

NEW SOUTH WALES.

---

VOTES

AND

PROCEEDINGS

OF

THE LEGISLATIVE ASSEMBLY,

DURING THE SESSION

OF

1865-6,

WITH THE VARIOUS DOCUMENTS CONNECTED THEREWITH.

---

IN THREE VOLUMES.

VOL. II.

---

SYDNEY:

THOMAS RICHARDS, GOVERNMENT PRINTER, PHILLIP-STREET.

---

1866.

LEGISLATIVE ASSEMBLY.  
NEW SOUTH WALES.

VOTES AND PROCEEDINGS.  
SESSION 1865-6.

TABLE OF CONTENTS.

*(Arranged as the Papers should be bound.)*

VOL. I.

LEGISLATIVE—	PAGE.
Title-page.	
Table of Contents.	
Index.	
Votes and Proceedings, Nos. 1 to 67	1 to 484
Proclamation proroguing Parliament	485
Weekly Reports of Divisions in Committee of the Whole House, Nos. 1 to 11	487 to 550
Weekly Abstracts of Petitions received, Nos. 1 to 15	551 to 580
General Summary of ditto	581
Alphabetical Register of Bills	589
Ditto ditto of Addresses and Orders	591
Standing and Select Committees appointed during the Session	597
Business of the Session	601
Report from Standing Orders Committee—(Proposal to dispense with 65th Standing Order)	603
<b>EXECUTIVE—</b>	
Mr. G. B. Barton—(Return to Address)	607
Retrenchment in the Public Expenditure—(Correspondence)	615
Riverine District—(Despatch)	663
Ditto ditto (Return to Address)	665
Paris Universal Exhibition—(Despatch, &c.)	689
Civil Employés and their Salaries—(Return to Order)	709
Colonial Secretary's Department—(Minute on applications for Offices in)	729
<b>ELECTORAL—</b>	
Polling Places cancelled—(Yass Plains)	731
Proposed Amendments in Electoral Act of 1858—(Progress Report from Select Committee)	733
<b>ADMINISTRATION OF JUSTICE—</b>	
Supreme Court Equity Rules	745
Rules of Court	747
Ditto ditto (dated 3 February and 13 March, 1866)	759
Mr. N. L. Kentish—(Petition)	761
Liberation of Prisoners—(Return to Address)	763
Prisons—(Correspondence)	773
Prisoners Levey and Shoveller—(Return to Address)	777
Inquest on Bridget Bourke ( Ditto )	787
Mr. John Piesley, J. P.—(Letter from Chief Justice)	795
Spratt v. Scott—(Return to Address)	797



	PAGE.
ADMINISTRATION OF JUSTICE— <i>continued.</i>	
Mr. R. D. Graham, J.P.—(Correspondence) ... ..	801
Quarter Sessions at Dubbo—(Petition) ... ..	803
Police Magistrate, Wentworth—(Ditto) ... ..	805
GAOLS—	
Escape of Prisoner Thomas Clarke—(Return to Address) ... ..	807
Drainage of Darlinghurst Gaol—(Correspondence) ... ..	823
POLICE—	
C. E. Harrison, Sub-Inspector of Police—(Return to Address) ... ..	827
Police—(Distribution of Force), ... ..	829
NAVAL—	
Defences—(Despatch—Colonial Naval Defence Act) ... ..	835
MILITARY—	
Expense of Military Defence—(Further Despatch) ... ..	851
Guns and Ammunition—(Ditto) ... ..	853
VOLUNTEERS—	
Volunteer Corps—(Despatch) ... ..	863
CUSTOMS—	
<i>Ad Valorem</i> Duties—(Return to Order) ... ..	865
HARBOURS—	
Harbour Improvements, Wollongong—(Petition) ... ..	871
Harbour of Port Jackson—(Report of Commissioners) ... ..	873
DOCKS—	
Fitz Roy Dry Dock—(Report) ... ..	875
Boiler Explosion, Waterview Bay—(Return to Address) ... ..	879
BRIDGES—	
Bridge, Punt, and Wharf at Casino—(Return to Order) ... ..	893
Bridge over the River Hawkesbury at Windsor—(Ditto) ... ..	923
ROADS—	
Road and Railway Returns—(Return to Order) ... ..	925
Minor Roads in certain Districts—(Return shewing Balances) ... ..	927
Ditto ditto (Ditto, ditto, Hawkesbury) ... ..	929
Subordinate Roads of New South Wales—(Classification for 1866) ... ..	931
Ditto Public Works Branch—(Ditto) ... ..	937
Roads—(Return to Order) ... ..	939
Ditto—(Report from Commissioner) ... ..	941
Road Trust Accounts—(for Half-year to 30th June, 1865) ... ..	961
Campbelltown Road Trust—(Return to Order) ... ..	967

## VOL. II.

RAILWAYS—	
Title-page.	
Table of Contents.	
Index.	
Great Northern Railway—(Return to Order) ... ..	1
Railways—(Report, Capt. Mayne, on Purchase of Iron) ... ..	3
Ditto (Communication from ditto, ditto) ... ..	7
Railway Survey from Piper's Flat to Mudgee—(Petition) ... ..	13
Working of Railways and Telegraphs—(Return) ... ..	15
Railway Communication with Western Districts—(Petition) ... ..	17
Morpeth Railway—(Ditto) ... ..	19
Railways of New South Wales—(Report, &c., of Commissioner) ... ..	21
POSTAL—	
Post Office Statistics, Berrima District—(Return to Order) ... ..	165
Steam Postal Service—(Despatch and Contract) ... ..	167
Ditto ditto (Correspondence with Victoria) ... ..	173
Ditto ditto <i>via</i> Panama—(Correspondence) ... ..	175

	PAGE.
ELECTRIC TELEGRAPHS—	
Electric Telegraphs—(Report upon) ... ..	201
IMMIGRATION—	
Immigration—(Report for 1864) ... ..	215
Tax on Chinese Immigration—(Petition, Clergy, &c.) ... ..	233
Ditto ditto (Ditto, Chinese) ... ..	235
CHARITABLE INSTITUTIONS—	
Colonial Hospitals and Lunatic Asylums—(Despatch) ... ..	237
Destitute Children's Society—(List of Office-bearers) ... ..	239
Government Asylums for the Infirm and Destitute—(Report for 1865) .	241
Lunatic Asylums—(Report on Tarban Creek) ... ..	245
Ditto (Return to Order) ... ..	249
RELIGION—	
State Aid to Religion—(Petition, G. U. Alley) ... ..	253
Ditto ditto (Ditto, Committee of Indiscriminate Endow- ments) ... ..	255
Ditto ditto (Ditto, R. Sadleir, R.N.) ... ..	257
Ditto ditto (Ditto, J. Richardson) ... ..	259
Ditto ditto (Ditto, Eden) ... ..	261
Church and School Estates Fund—(Correspondence) ... ..	263
EDUCATION—	
National Education—(Further Correspondence) ... ..	265
Funds for Educational Purposes—(Return to Order) ... ..	271
STATISTICS—	
Marriages, Births, and Deaths—(Report from Registrar General) ...	275
Statistical Register (for 1864) ... ..	317
BANKS—	
Bank Liabilities and Assets—(Quarter ended 31 March, 1865) ...	589
Ditto ditto ( Ditto 30 June, 1865) ... ..	591
Ditto ditto ( Ditto 30 September, 1865) ... ..	593
Ditto ditto ( Ditto 30 September, 1865, amended) ... ..	595
Ditto ditto ( Ditto 31 December, 1865) ... ..	597
MINT—	
Sydney Mint Act of 1865 (Despatch) ... ..	599
GOLD—	
Gold Fields—(Amended and further Return to Order) ... ..	603
Ditto (Additional Regulation) ... ..	615
Gold Miners at Jembaicumbene (Petition) ... ..	617
FINANCE—	
Abstracts of the Public Accounts for 1864 ... ..	619
Colonial Treasury Accounts—(Report of Board of Audit, 23 Oct., 1865)	745
Ditto ditto ( Ditto ditto 8 Jan., 1866) ... ..	755
Ditto ditto ( Ditto ditto 1 Feb., 1866) ... ..	765
Treasury Balances—(Return to Order) ... ..	773
Government Weekly Balances in Bank of New South Wales—(Return, <i>in part</i> , to Order) ... ..	775
Ditto ditto ( Ditto, <i>Final</i> , ditto ) ... ..	777
Debentures and Treasury Bills issued—(Return to Order) ... ..	779
Government Debentures—(Return to Order—Mode of disposing of, in London) ... ..	783
Ditto ditto ( Ditto Correspondence) ... ..	785
Government Banking Business in London—(Return to Order) ... ..	789
Finance—(Return to Order) ... ..	797
Queensland Debt—(Further Correspondence) ... ..	861
Ditto ditto ( ditto ) ... ..	863
Consolidated Revenue Fund Bill—(Message No. 4) ... ..	865

	PAGE.
<b>FINANCE—continued.</b>	
Public Debt Commissioners' Bill, No. 2—(Message No. 15) ... ..	867
Estimates for 1866, and Supplementary Estimates for 1865, &c.— (Message No. 1) ... ..	869
Ditto ditto ditto (Ditto No. 13) ... ..	871
Estimates for 1866—(Mr. Samuel)... ..	873
Supplementary Estimates for 1865—(Mr. Samuel) ... ..	951
Estimates of Ways and Means for 1866—(Mr. Samuel)... ..	963
Estimates for 1866—(Mr. Eagar) ... ..	1029
Supplementary Estimates for 1865 and previous Years—(Mr. Eagar) ...	1111
Estimates of Ways and Means—(Mr. Eagar) ... ..	1123
Additional Estimate for 1866—(Message No. 14) ... ..	1145
Further Supplementary Estimate for 1865 and previous Years, and Further Additional Estimate for 1866—(Message No. 16) ... ..	1147
Further Supplementary Estimate for 1865 and previous Years ... ..	1149
Further Additional Estimate for 1866 ... ..	1153
Explanatory Abstracts ... ..	1159

### VOL. III.

#### SURVEY—

Title-page.	
Table of Contents.	
Index.	
Public Surveys—(Report upon) ... ..	1
Geodetic Survey—(Ditto from Government Astronomer) ... ..	9

#### LANDS—

Mrs. Halcrow—(Return to Order)... ..	11
Reserve, Lavender Bay—(Progress Report of Select Committee) ... ..	15

#### CROWN LANDS—

Crown Lands—(Additional Regulation under Alienation Act) ... ..	19
Ditto (Ditto Regulations, Occupation Act) ... ..	21
Ditto (Dedicated to Religious and Public Purposes, No. 8, 1865) ... ..	23
Ditto (Ditto ditto, No. 1, 1866) ... ..	25
Ditto (Ditto ditto, No. 2) ... ..	27
Ditto (Ditto ditto, No. 3) ... ..	29
Ditto (Ditto ditto, No. 4) ... ..	31
Ditto (Towns and Villages declared, No. 7, 1865) ... ..	33
Ditto (Ditto ditto, No. 1, 1866) ... ..	35
Ditto (Proclamation, 2nd Class Settled Districts) ... ..	37
Pre-emptive Rights of Squatters—(Minute upon application of Executors of the late Thos. Parnell) ... ..	39
Lands reserved from Conditional Purchase in the Electorate of the Bogan— (Petition) ... ..	41
Lands reserved in the District of Wellington—(Ditto) ... ..	43
Lands reserved in the District of Molong—(Ditto) ... ..	45
Wallalla Run—(Return to Order) ... ..	47
Land Revenue and Public Works Expenditure, Clarence River District— (Partial Return) ... ..	63
Ditto ditto (Further Return)... ..	65
Crown Lands Conditional Purchases—(Return to Order) ... ..	67
Ditto Reselection of Forfeited Selections—(Ditto) ... ..	69
Reserves under Crown Lands Alienation Act—(Progress Report from Select Committee) ... ..	77
Crown Lands held under Pastoral Occupation—(Return to Order) ... ..	205

	PAGE.
<b>SHEEP—</b>	
Scab in Sheep—(Return to Order) ... ..	277
Ditto (Additional Regulation) ... ..	279
Ditto (Message No. 5) ... ..	281
<b>MUNICIPALITIES—</b>	
Municipalities Law Amendment Bill—(Message No. 2) ... ..	283
Ditto ditto (Petition, Kiama) ... ..	285
Ditto ditto (Ditto, St. John's College) ... ..	287
Ditto ditto (Ditto, St. Paul's College) ... ..	289
Law to amend the Municipalities Act—(Petition, Newtown) ... ..	291
Ditto ditto (Ditto, Balmain) ... ..	293
Ditto ditto (Ditto, Waterloo) ... ..	295
Ditto ditto (Ditto, Newcastle) ... ..	297
Ditto ditto (Ditto, Hunter's Hill) ... ..	299
Ditto ditto (Ditto, Woollahra) ... ..	301
Ditto ditto (Ditto, East Maitland) ... ..	303
Ditto ditto (Ditto, Darlington) ... ..	305
Ditto ditto (Ditto, Randwick) ... ..	307
Ditto ditto (Ditto, Central Illawarra) ... ..	309
Ditto ditto (Ditto, Armidale) ... ..	311
Ditto ditto (Ditto, Orange) ... ..	313
Ditto ditto (Ditto, West Maitland) ... ..	315
Ditto ditto (Ditto, Marrickville) ... ..	317
Ditto ditto (Ditto, Mudgee) ... ..	319
Ditto ditto (Ditto, Grafton) ... ..	321
Ditto ditto (Ditto, Waverley) ... ..	323
Ditto ditto (Ditto, The Glebe) ... ..	325
Ditto ditto (Ditto, Albury) ... ..	327
Ditto ditto (Ditto, Shellharbour) ... ..	329
Municipalities—(Petition, Kiama) ... ..	331
Ditto (Ditto, Mudgee and Cudgegong) ... ..	333
Ditto (Ditto, Newcastle) ... ..	335
Ditto (Ditto, Balmain) ... ..	337
Sewerage and Water Supply—(Ninth Report of Sydney Municipal Council) ... ..	339
<b>GRIEVANCES—</b>	
Hyam Phillips—(Petition) ... ..	345
George Wade—(Ditto) ... ..	347
George Perry—(Ditto) ... ..	349
Michael Hickey—(Ditto) ... ..	351
Mr. William Hanson—(Ditto) ... ..	353
David Gleeson—(Ditto) ... ..	355
Timothy Dundas Rusk—(Ditto on behalf of) ... ..	357
James Irvine—(Petition) ... ..	359
Richard Coulton—(Ditto) ... ..	361
Charles Riordan—(Ditto) ... ..	363
William Cronan—(Ditto) ... ..	365
Mr. B. H. M' Cann—(Ditto—Inhabitants, Bathurst) ... ..	367
Mrs. Eliza Lockyer—(Petition) ... ..	369
Mrs. Charlotte Rutter—(Ditto) ... ..	371
William O'Neil—(Return to Address) ... ..	373
William Goodin—(Report from Select Committee) ... ..	385
<b>MISCELLANEOUS—</b>	
Standard Weight of the Bushel of Maize—(Petition, M'Donald River). ... ..	393
Ditto ditto (Ditto, Clarence River) ... ..	395
Ditto ditto (Ditto, Hawkesbury) ... ..	397
Ditto ditto (Ditto, Williams River) ... ..	399

MISCELLANEOUS—*continued.*

PAGE.

Standard Weights for Agricultural Produce—(Report from Select Committee) ... ..	401
Parramatta River Steam Company's Bill—(Report from Select Committee)	425
Superannuations granted under 27 Vict., No. 11—(Return to Address)...	431
Superannuation Act of 1864—(Account Current for 1865) ... ..	463
Stamp Duties—(Regulations under Act) ... ..	467
Ditto (Amended Regulations) ... ..	487
Ditto Act—(Return to Order) ... ..	489
Ditto ditto—(Exemption of Widows) ... ..	491
Proposed Tariff—(Petition, Tobacco Manufacturers, Sydney) ... ..	493
Ditto (Ditto, Licensed Victuallers' Association) ... ..	495
Ditto and License Duty—(Petition, Public Meeting, Sydney)	497
Tax on Dogs—(Petition) ... ..	499
Licensed Publicans' Act—(Petition, Wentworth) ... ..	501
Ditto ditto (Ditto, G. B. Kelly) ... ..	503
Bush Fires—(Petition) ... ..	505
Clarence and New England Steam Navigation Company's Bill—(Report from Select Committee) ... ..	507
Exchange of Land Scots Church Sydney Legalizing Bill—(Petition, Rev. Dr. Fullerton) ... ..	513
Ditto ditto (Report from Select Committee) ... ..	515
Brands Registration Bill—(Message No. 6) ... ..	527
Cattle Disease Bill, No. 2—(Message No. 7) ... ..	529
Pitt Town Common—(Petition, Commoners) ... ..	531
Ditto (Ditto, ditto, No. 2) ... ..	533
Explosion in Bridge-street—(Report of Board) ... ..	535
Pitt-street Tramway—(Petition—Municipal Council) ... ..	551
Ditto (Report from Select Committee) ... ..	553
Present State of the Colony—(Progress Report from Select Committee)	599
Mr. William Roper, deceased—(Return to Address) ... ..	689

LEGISLATIVE ASSEMBLY.  
NEW SOUTH WALES.

INDEX

TO THE  
VOTES AND PROCEEDINGS

AND  
PAPERS ORDERED TO BE PRINTED

DURING THE SESSION 1865-6.

VOTES AND PROCEEDINGS (REFERENCES TO)—VOL. I.	PAPERS.	
	VOL.	PAGE.
<b>A</b>		
ABORIGINES (See "LICENSED PUBLICANS.")		
ABSENCE (See "ASSEMBLY.")		
ABSTRACTS (See "FINANCE.")		
ACCEPTANCE (See "OFFICE.")		
ACCOUNTS (See "FINANCE.")		
ADDITIONAL CUSTOMS DUTIES BILL:—		
Motion made for leave to introduce, and leave granted, 242; presented and read 1 <sup>o</sup> , 242; read 2 <sup>o</sup> , Committed and reported, and Report adopted, 252; Standing Orders suspended in reference to, 252; read 3 <sup>o</sup> , passed, and sent to Legislative Council, 253; returned by Council without Amendment, 280; Assent reported, 302.		
ADDRESS:—		
IN REPLY TO GOVERNOR'S OPENING SPEECH:—		
Select Committee appointed to prepare, 4; Report brought up and read by Clerk, 4; Report adopted, 5; Assembly proceed to Government House to present, 9; Reply reported, 9.		
ADJOURNMENT:—		
OF ASSEMBLY:—		
For presentation of Address in reply to Governor's Opening Speech, 5.		
On Retirement of Speaker (J. Hay, Esq.), 27.		
For presentation of Speaker (W. M. Arnold, Esq.) to Governor, 34.		
On Resignation of Ministers, 263, 274, 280.		
On Acceptance of Office by New Administration, 286.		
Special, 85, 147, 250, 253, 263, 274, 280, 286, 423, 437, 472, 475, 481.		
For want of Quorum before Commencement of Business, 63.		
Do. do. after do. do. 45, 59, 348, 382.		
Motions made for, and negatived, 10, 39, 53, 59, 76, 122, 131, 146, 194, 218, 225, 234, 242, 259, 324 (2), 407, 420, 427, 462, 472, 481.		
Motion made for, and carried after division, 147, 250, 259, 274, 407.		
OF DEBATE:—114, 147, 164 (3), 174, 180, 183, 194, 203, 226, 252, 325, 355, 398, 400, 422, 473.		
ADMINISTRATION OF JUSTICE:—		
PRISONERS LIBERATED PREVIOUS TO EXPIRATION OF SENTENCE:—		
Return to Address ( <i>last Session</i> ) in reference to, laid on Table, 39	1	763
PRISON REGULATIONS:—		
Correspondence respecting, laid on Table, 50	1	773
MR. LOWDEN, J.P.:—		
Motion made for Depositions taken at Carcoar in the case of, and negatived, 51.		
MR. O'SULLIVAN:—		
Motion made for Depositions taken at Dubbo in the case of, 51; laid on Table, 154.		

VOTES AND PROCEEDINGS (REFERENCES TO)—VOL. I.		PAPERS.	
		VOL.	PAGE.
<b>A</b>			
<b>ADMINISTRATION OF JUSTICE (continued):—</b>			
<b>INQUEST ON BRIDGET BOURKE:—</b>			
Motion made for Depositions before Coroner, 52; laid on Table, 114	1	787	
Select Committee appointed to enquire into conduct of City Coroner upon, 226; Members added, 292; Return to Address referred to, 292; Petition presented from Coroner praying to be heard before Committee, 293; referred to Committee, 310.			
<b>PRISONERS LEVEY AND SHOVELLER:—</b>			
Motion made for Papers in reference to the liberation of, 52; laid on Table, 76	1	777	
Resolutions moved in reference to liberation of, 163.			
<b>C. E. HARRISON, SUB-INSPECTOR OF POLICE:—</b>			
Motion made for Depositions taken at Newcastle, in the case of, 139; laid on Table, 242	1	827	
<b>SPRATT v. SCOTT:—</b>			
Motion made for Depositions taken at Merriwa, in the case of, 140; laid on Table, 250	1	797	
<b>JAMES LOWE:—</b>			
Motion made for Depositions taken at Penrith, in the case of, 164; Debate adjourned, 164; Order of the Day discharged, 317.			
<b>MR. PIESLEY, J.P.:—</b>			
Letter from Chief Justice, in reference to proceedings of, as a Magistrate; laid on Table, 187	1	795	
<b>MR. R. D. GRAHAM, J.P.:—</b>			
Correspondence respecting appointment of, as a Magistrate, 279	1	801	
<b>MR. WILLIAM ROPER:—</b>			
Motion made for Papers in reference to the Confinement and Death of, 325; laid on Table, 481	3	689	
<b>THOMAS ARMITAGE SALMON:—</b>			
Motion made for Papers in reference to Costs of Prohibition against Magistrates at Kempsey, 326; laid on the Table, 405.			
<b>MR. N. L. KENTISH:—</b>			
Petition presented from, in reference to his dismissal from office of C.P.S., 16; ordered to be printed, 23	1	761	
Motion made for examination of, at the Bar of House, and negatived, 356.			
<b>PRISONER LOUIS BERTRAND:—</b>			
Contingent Motion moved in reference to Prosecution of, 414.			
<b>RULES OF COURT:—</b>			
Laid on Table, 16, 441, 481	1	745, 747, 759	
<b>QUARTER SESSIONS AT DUBBO:—</b>			
Petition presented, praying the establishment of Court of, 292; ordered to be printed, 316	1	803	
<b>AD VALOREM (See "CUSTOMS.")</b>			
<b>ADVANCES TO AGENTS INTRUSTED WITH GOODS BILL:—</b>			
Received from Legislative Council and read 1 <sup>o</sup> , 179; Order of the Day for second reading and Bill discharged, 421.			
<b>AGENTS (See "ADVANCES.")</b>			
<b>AGRICULTURAL (See "AUSTRALIAN.")</b>			
<b>AGRICULTURAL PRODUCE (See also "STANDARD.")</b>			
Select Committee appointed to inquire into Standard Weight of Bushel of, 92; power granted to send for persons and papers, 104; Petitions referred, 104; Report brought up, 355	3	401	
<b>AGRICULTURISTS:—</b>			
<b>DESTITUTION OF:—</b>			
Petition presented from Tenterfield, in reference to, 413.			
Do. do. O'Connell do. 413.			
<b>AID (See "RELIGION.")</b>			
<b>ALLOWANCES (See "SUPERANNUATION.")</b>			
<b>ALPACAS:—</b>			
Motion made for return of number of, 374; laid on Table, 406.			
<b>AMENDED SECRET BILLS OF SALE PREVENTION BILL:—</b>			
Motion made for leave to introduce, and leave granted, 114; presented and read 1 <sup>o</sup> , 114; read 2 <sup>o</sup> , Committed, reported, and report adopted, 155; read 3 <sup>o</sup> , passed, and sent to Legislative Council, 165.			
<b>AMMUNITION:—</b>			
Despatch respecting Guns and Ammunition required for New South Wales, laid on Table, 441	1	853	
<b>ANSWERS (See "SESSIONAL ORDERS.")</b>			
<b>APPROPRIATION BILL:—</b>			
Standing Orders suspended in reference to, 462.			
Motion made for leave to introduce, and leave granted, 466; presented and read 1 <sup>o</sup> , 466; read 2 <sup>o</sup> , Committed, reported, and Report adopted, 466; read 3 <sup>o</sup> , passed and sent to Legislative Council, 466; returned by Council without Amendment, 479; Assent reported, 483.			
<b>ARNOLD W. M., ESQ.:—</b>			
Proposed as Speaker, 33; elected, 34; presentation of, to Governor, 37; Commission of, to Administer Oath, read by Clerk, 39.			
<b>ASSEMBLY (See also "ADDRESSES"; "ADJOURNMENT"; "PARLIAMENT"; "SPEAKER.")</b>			
Opening of, 1.			
Proclamation summoning, read by Clerk, 1.			
Message from Governor, requesting attendance of, in Legislative Council Chamber, 2.			
Members sworn, 2 (2), 33, 49, 67, 291, 293, 477.			
Governor's Speech reported, 3; Select Committee appointed to prepare Address in reply, 4; Address brought up and read by Clerk, 4; Adopted, 5; presented to Governor, 9; Reply reported, 9.			
Speaker (The Hon. J. Hay, Esq.) addresses House previous to his retirement from the Chair, 27; Resignation of, reported by Clerk, 33.			

VOTES AND PROCEEDINGS (REFERENCES TO)—VOL. I.		PAPERS.	
		VOL.	PAGE.
<b>A</b>			
ASSEMBLY (continued) :—			
Vote of Thanks to late Speaker, 45; Communication of, 57; Reply reported, 83.			
Election of Speaker (W. M. Arnold, Esq.), 33.			
Presentation of Speaker to Governor, 37.			
Speaker's Commission to administer Oath, read by Clerk, 39.			
Deputy Speaker's Commission to Administer Oath, read by Clerk, 25.			
Speaker reports issue of Writs, 1.			
Speaker reports return of Writs, 1, 49, 67, 291.			
Proclamation proroguing Parliament .....	1	485	
Sessional Orders passed, 10 (4), 11 (9).			
Standing Orders Committee appointed, 11.			
Library Committee appointed, 11.			
Warrant appointing Committee of Elections and Qualifications, laid on Table, 2, 285; Members sworn, 25, 324.			
Chairman of Committees of the Whole House elected, 11.			
Leave of Absence granted to Member, 84.			
Votes and Proceedings, Nos. 1 to 67 .....	1	1 to 484	
Weekly Reports of Divisions in Committee of the Whole House, Nos. 1 to 11.	1	487 to 550	
Weekly Abstracts of Petitions received, Nos. 1 to 15 .....	1	551 to 580	
General Summary of do. ....	1	581	
Alphabetical Register of Bills .....	1	589	
Do. Addresses, &c. ....	1	591	
Register of Standing and Select Committees .....	1	597	
Business of the Session .....	1	601	
Seats vacated, 2, 265, 285, 286, 472.			
Irregularity in return of Writ reported by Mr. Speaker, 2.			
The Clerk summoned, 16, 17.			
Sittings after Midnight, 107, 210, 235, 342, 356, 365, 382, 387, 393, 399, 407, 414, 447, 475.			
ASSENT :—			
To BILLS :—213, 279, 302, 483.			
ASSETS (See "BANKS.")			
ASSURANCE (See "SYDNEY.")			
ASTRONOMER :—			
Report from, on Geodetic Survey, laid on Table, 145 .....	3	9	
ASYLUMS (See "DESTITUTE"; also "GOVERNMENT"; also "LUNATIC.")			
AUDIT (See "FINANCE.")			
AUSTRALIAN GENERAL ASSURANCE COMPANY'S INCORPORATION BILL :—			
Received from Legislative Council and read 1 <sup>o</sup> , 429; read 2 <sup>o</sup> , Committed, reported, and Report adopted, 474; read 3 <sup>o</sup> , passed, and returned to Council without Amendment, 478; Assent reported, 483.			
AUSTRALIAN AGRICULTURAL COMPANY'S BILL :—			
Received from Legislative Council, and read 1 <sup>o</sup> , 303; read 2 <sup>o</sup> , Committed, reported, and Report adopted, 326; read 3 <sup>o</sup> , passed, and returned to Council without Amendment, 332; Assent reported, 483.			
AUSTRALIAN LIBRARY AND LITERARY INSTITUTION ACT AMENDMENT BILL :—			
Received from Legislative Council and read 1 <sup>o</sup> , 457; read 2 <sup>o</sup> , Committed, reported, and Report adopted, 474; read 3 <sup>o</sup> , passed, and returned to Council without Amendment, 477; Assent reported, 483.			
AUSTRALASIAN MINERAL OIL COMPANY'S INCORPORATION BILL :—			
Received from Legislative Council and read 1 <sup>o</sup> , 303; read 2 <sup>o</sup> , Committed, reported, and Report adopted, 347; read 3 <sup>o</sup> , passed, and returned to Council with an Amendment, 354; Message from Council agreeing to Amendment, 405; Assent reported, 483.			
<b>B</b>			
BALANCES (See "FINANCE.")			
BALLOT :—			
FOR SELECT COMMITTEE :—			
Pitt-street Tramway, 139.			
Reserves under Crown Lands Alienation Act, 317.			
BALLOTING :—			
FOR SELECT COMMITTEES :—			
Sessional Order in reference to, 11.			
BANK (See also "FINANCE") :—			
LIABILITIES AND ASSETS :—			
Abstract of Returns for Quarter ended 31 March, 1865, 84 .....	2	589	
Do. do. 30 June, 1865, 84 .....	2	591	
Do. do. 30 September, 1865, 84 .....	2	593	
Do. do. 30 September, 1865 (Amended), 242 ..	2	595	
Do. do. 31 December, 1865, 292 .....	2	597	
BANKING (See "FINANCE.")			
BARLEY (See "STANDARD.")			
BARTON, MR. G. B. :—			
Motion made for Correspondence in reference to dismissal of, from office as Commissioner of Stamps, 106; laid on Table, 138 .....	1	607	
BEER (See "TARIFF.")			
BERRIMA ("See "POSTAL.")			



VOTES AND PROCEEDINGS (REFERENCES TO)—VOL. I.	PAPERS.	
	VOL.	PAGE.
<b>B</b>		
BERTRAND LOUIS (See "ADMINISTRATION OF JUSTICE.")		
BILL:—		
PRIVATE.		
Sessional Order in reference to vote of Chairman of Select Committee on, 11.		
BILLS (See "ASSENT," also "SECRET.")		
BLACK ROD:—		
USHER OF:—		
Delivers Message from Governor, 2.		
BOILER:—		
EXPLOSION:—		
Motion made for Depositions taken before City Coroner in reference to, 293; laid on Table, 381.....	1	879
BOURKE BRIDGET (See "ADMINISTRATION OF JUSTICE.")		
BRAIDWOOD (See "GAOL.")		
BRANDS REGISTRATION BILL:—		
Motion made for leave to introduce, and leave granted, 97; presented and read 1 <sup>o</sup> , 98; order for Second reading and Bill discharged, 131 ( <i>a preliminary Committee being necessary</i> ).		
BRANDS REGISTRATION BILL (No. 2.):—		
Motion made for Committee of the Whole in reference to, 146; House in Committee, and Resolution reported and agreed to, 156; Bill presented and read 1 <sup>o</sup> , 162; read 2 <sup>o</sup> , and Committed, 219; and progress reported, 219, 303; Message, No. 6, from Governor, 250; Order of the Day and Bill discharged, 422.....	3	527
BRERETON DR. (See "LUNATIC ASYLUMS.")		
BRIDGE:—		
OVER HAWKESBURY AT WINDSOR:—		
Motion made for reports, &c., in reference to the cost of construction of, 10; laid on table, 122.....	1	923
OVER LACHLAN AT COWRA:—		
Motion made for Committee of the Whole to consider Address in reference to the construction of, 76; House in Committee, and Resolution reported, 98; received and agreed to, 106.		
PUNT AND WHARF AT CASINO:—		
Return to Order ( <i>last Session</i> ) in reference to, laid on Table, 122.....	1	893
GUNDAGAI:—		
Motion made for Correspondence, &c., in reference to approaches to, 303.		
BURDEKIN MARSHALL, ESQ.:—		
Seat of, vacated, 265.		
BURRAGORANG (See "ROADS.")		
BUSH:—		
FIRES:—		
Petition presented in reference to the great prevalence of, 154; ordered to be printed, 162.....	3	505
BUSINESS (See "SESSIONAL ORDERS.")		
BYRNES JAMES, ESQ.:—		
Acceptance of Office by, 285.		
Seat declared vacant, 286; Sworn as Member, 291.		
<b>C</b>		
CALLAGHAN MRS. (See "GRIEVANCES.")		
CAMPBELL THE HON. A.:—		
Message requesting attendance of, before Select Committee of the Assembly, 68, 187; reply, 91, 209.		
CAMPBELLTOWN (See "ROADS.")		
CARELESS USE OF FIRE PREVENTION BILL:—		
Motion made for Committee of the Whole, in reference to, 242; House in Committee, and Resolution reported, 295; Resolution received and agreed to, 304; Bill presented and read 1 <sup>o</sup> , 304; read 2 <sup>o</sup> , Committed, reported, and Report adopted, 348; read 3 <sup>o</sup> , passed, and sent to Legislative Council, 357; returned by Council with Amendments, 456; Council's Amendments agreed to, 474; Assent reported, 483.		
CASINO (See "BRIDGE.")		
CATTLE DISEASE BILL:—		
Motion made for Committee of the Whole, in reference to, 146; House in Committee, and Resolution reported, 174; Resolution received and agreed to, 180; Bill presented and read 1 <sup>o</sup> , 187; read 2 <sup>o</sup> , Committed, reported, and Report adopted, 220; read 3 <sup>o</sup> , passed, and sent to Legislative Council, 226; returned by Council with amendments, <i>including an Amendment in the Title</i> , 251; Mr. Speaker rules Amendment made by Council inadmissible by Assembly, 252; no further action taken.		
CATTLE DISEASE BILL No. 2:—		
Message No. 7 from Governor, in reference to, 267.....	3	529
CENSURE:—		
VOTE OF:—		
Moved as an Amendment to motion for declaration of Seat vacated, 265.		
CHAIRMAN:—		
OF COMMITTEES OF THE WHOLE HOUSE:—		
Election of Thomas Garrett, Esq., 11; Commission to Administer Oath, read by Clerk, 25.		
OF SELECT COMMITTEES:—		
Sessional Order in reference to Vote of, on Private Bills, 11.		
CHILDREN'S (See "DESTITUTE.")		

INDEX.

v

VOTES AND PROCEEDINGS (REFERENCES TO)—VOL. I.		PAPERS.	
		VOL.	PAGE.
<b>C</b>			
<b>CHINESE :—</b>			
<b>IMMIGRATION :—</b>			
Petition in reference to Tax on, from Clergymen and others, 462; ordered to be printed, 472. ....	2	233	
Petition from Chinese Residents in the Colony, 462; ordered to be printed, 472	2	235	
<b>CHISHOLM MRS. :—</b>			
Motion made for Committee of the Whole to consider address for compensation to, 442; House in Committee, Resolution reported, received and agreed to, 474.			
<b>CHRISTIE MAJOR (See "POSTAL"; also "SUPERANNUATION.")</b>			
<b>CHURCH (See "EXCHANGE.")</b>			
<b>CHURCH AND SCHOOL :—</b>			
<b>ESTATES FUND :—</b>			
Correspondence in reference to the Distribution of, laid on Table, 477....	2	263	
<b>CITIES (See "CROWN LANDS.")</b>			
<b>CIVIL OFFICERS :—</b>			
Motion Made for Return shewing Names and Salaries of, 234; laid on Table 292 .....	1	709	
<b>CIVIL SERVICE (See "SUPERANNUATION.")</b>			
<b>CLAIMS AGAINST GOVERNMENT BILL :—</b>			
Motion made for leave to introduce, and leave granted, 69; presented and read 1 <sup>o</sup> , 98; read 2 <sup>o</sup> , and Committed, 131; Progress reported, 131, 156; Motion made for Committee of the Whole to consider the introduction of 7th Clause, 146; House in Committee, and Resolution reported, 165; Resolution received and agreed to, 174; Bill reported with Amendments, and Report adopted, 219; read 3 <sup>o</sup> , passed, and sent to Legislative Council, 226.			
<b>CLARENCE (See "CROWN LANDS.")</b>			
<b>CLARENCE AND NEW ENGLAND STEAM NAVIGATION COMPANY'S BILL :—</b>			
Petition presented, praying leave to bring in, 51; Motion made for leave to introduce, and leave granted, 69; presented, and read 1 <sup>o</sup> , 69; referred to Select Committee, 77; Report brought up, 194; Bill read 2 <sup>o</sup> , Committed, reported, and report adopted, 250; read 3 <sup>o</sup> , passed, and sent to Legislative Council, 267; returned by Council with an Amendment, 303; Council's Amendment agreed to, 421; Assent reported, 483 .....	3	507	
<b>CLARKE THOMAS (See "GAOL.")</b>			
<b>CLERICAL :—</b>			
<b>PRECEDENCE :—</b>			
Resolution moved in reference to, 51.			
<b>CLERK :—</b>			
<b>OF LEGISLATIVE ASSEMBLY :—</b>			
Proclamation on Opening of the Session read by, 1.			
Summoned to produce Documents, 2, 16, 17.			
Reads Address in reply to Governor's Opening Speech, 4.			
Do. Mr. Speaker's Commission to Administer Oath, 39.			
Do. Deputy Speaker's Commission to Administer Oath, 25.			
Administers Oath to Members of Committee of Elections and Qualifications, 25, 324.			
Announces resignation of Speaker (John Hay, Esq.), 33.			
Presides at Election of Speaker, 33.			
Reads Petition of Mr. W. Hanson, 131.			
Do. do. in reference to Proposed Tariff, 161, 163, 173.			
Do. do. do. Railway Communication, 218.			
Do. Despatch do. Riverina, 292.			
Do. Message No. 12, withdrawing Estimates, 332.			
Do. Petition from Destitute Agriculturists, 413.			
<b>COAL FIELDS REGULATION ACT AMENDMENT BILL :—</b>			
Motion made for leave to introduce, and leave granted, 105; presented, and read 1 <sup>o</sup> , 105; Debate on Motion for second reading adjourned, 252; read 2 <sup>o</sup> , 310; Committed, reported, and report adopted, 357; read 3 <sup>o</sup> , passed, and sent to Legislative Council, 365.			
<b>COLLEGE, ST. JOHN'S (See "MUNICIPALITIES.")</b>			
<b>COLLEGE, ST. PAUL'S (See "MUNICIPALITIES.")</b>			
<b>COLONIAL :—</b>			
<b>NAVAL DEFENCE ACT :—</b>			
Despatch transmitting, laid on Table, 9 .....	1	835	
<b>SECRETARY'S DEPARTMENT :—</b>			
Mr. Cowper's Minute respecting applications for Offices in, laid on Table, 391.	1	729	
<b>TREASURER :—</b>			
Amendment moved in reference to the appointment of M. Burdekin, Esq., 265.			
<b>TREASURY (See "FINANCE.")</b>			
<b>COLONIAL SPIRITS DUTY BILL :—</b>			
Motion made for leave to introduce, and leave granted, 242; presented and read 1 <sup>o</sup> , 242; Standing Orders suspended in reference to, 252; read 2 <sup>o</sup> , Committed, reported, and report adopted, 252; read 3 <sup>o</sup> , passed, and sent to Legislative Council, 253; returned by Council without Amendment, 280; Assent reported, 302.			
<b>COLONY :—</b>			
<b>PRESENT STATE OF :—</b>			
Select Committee appointed to inquire into, 51; Members of Legislative Council requested to attend as Witnesses, 68; Message from Council in reply, 91; Members added to Committee, 154, 302; Progress Report brought up, 462. ....	3	599	
<b>MINERAL RESOURCES OF :—</b>			
Resolution moved in reference to the development of, and by leave withdrawn, 381.			
<b>COMMISSION (See "DEPUTY," "HARBOURS"; also, "SPEAKER.")</b>			

VOTES AND PROCEEDINGS (REFERENCES TO)—VOL. I.		PAPER S.	
	VOL.	PAGE.	
<b>C</b>			
<b>COMMISSIONER :—</b>			
<b>FOR STAMPS :—</b>			
Motion made for Correspondence in reference to the dismissal of, 106; laid on Table, 138 .....	1	607	
<b>COMMITTEE :—</b>			
<b>SELECT :—</b>			
Sessional Order in reference to Chairman's Vote in, 11.			
Do. do. Balloting for, 11.			
<b>COMMITTEES :—</b>			
<b>OF THE WHOLE :—</b>			
Election of T. Garrett, Esq., as Chairman of, 11.			
<b>COMMON :—</b>			
<b>PITT TOWN :—</b>			
Petition from Commoners in reference to, 324; ordered to be printed, 354 ....	3	531	
Do. do. (No. 2), 442; ordered to be printed, 462 ....	3	533	
<b>COMPANIES BILL :—</b>			
Received from Legislative Council and read 1 <sup>o</sup> , 393; Order of the Day for second reading and Bill discharged, 429.			
<b>CONDITIONAL (See "CROWN LANDS.")</b>			
<b>CONFIDENCE :—</b>			
<b>PROPOSED VOTE OF WANT OF :—</b>			
Amendment moved on Motion for going into Committee of Ways and Means, 173; Debate adjourned, 174, 180, 187, 194, 203; Debate concluded and Amendment negatived, 210.			
<b>CONSOLIDATED REVENUE FUND BILL :—</b>			
Message No. 4, from Governor in reference to, 225; Standing Orders suspended in reference to, 234 .....	2	865	
Motion made for leave to introduce Bill, and leave granted, 235; presented and read 1 <sup>o</sup> , 235; Committed, reported, and Report adopted, 235; read 3 <sup>o</sup> , passed and sent to Legislative Council, 242; returned by Council without Amendment, 251; Assent reported 279.			
<b>CONTINGENT NOTICES :—</b>			
Moved on motion for Committee of Supply, 146, 242, 365, 414.			
Moved on Resolution relative to Roads, 163.			
Moved on motion for Committee of Ways and Means, 173, 465.			
<b>CONTRACT (See "POSTAL.")</b>			
<b>CORONER :—</b>			
<b>CITY :—</b>			
Motion made for depositions taken before, at Inquest on Bridget Bourke, 52; laid on table, 114 .....	1	787	
Select Committee appointed to enquire into the conduct of, 226; Members added, 292			
Return to Address referred, 292; Petition presented from J. S. Parker, praying to be heard by Counsel before Committee, 293; referred to Committee, 310.			
<b>CORPORATION :—</b>			
<b>SYDNEY :—</b>			
Motion made for Return of debts of, 162,			
Report from, on Sydney Sewerage and Water supply, 336 .....	3	339	
<b>COULTON R. (See "GRIEVANCES.")</b>			
<b>COUNCIL LEGISLATIVE :—</b>			
Members of, requested to attend as Witnesses before Select Committee, 68, 187. Reply, 91, 209.			
<b>COUNSEL :—</b>			
Petition from J. S. Parker, praying to be heard by, before Select Committee, 293; referred to Committee, 310.			
Petition from J. Milson, Esq., praying to be heard by, before Select Committee, 391; referred to Committee, 391.			
<b>COURTS (See "DISTRICT" also "SUPREME.")</b>			
<b>COWPER CHARLES, ESQ. (See also "COLONIAL SECRETARY'S.")</b>			
Ministerial Statement made by, 225, 259, 268, 274, 279.			
<b>COWRA (See "BRIDGE.")</b>			
<b>CREDIT, VOTE OF (See "CONSOLIDATED.")</b>			
<b>CRIMINAL LAW AMENDMENT BILL :—</b>			
Motion made for leave to introduce, and by leave withdrawn, 481.			
<b>CRONAN W. (See "GRIEVANCES")</b>			
<b>CROOK MR. (See "SUPERANNUATION.")</b>			
<b>CROWN (See "CLAIMS.")</b>			
<b>CROWN LANDS (See also "COULTON.")</b>			
Additional Regulations under Alienation Act, laid on Table, 16 .....	3	19	
Ditto Occupation Act, 280 .....	3	21	
Abstracts of, dedicated to Religious and Public purposes, laid on Table, 16, 292, 428, 455 (2) .....	3	23, 25, 27, 29, 31.	
Proclamation declaring Second Class Settled Districts, laid on Table, 16 ....	3	37	
Abstracts of Sites for Cities, Towns, and Villages, laid on Table, 69, 292 ....	3	33, 35	
Land Revenue and Public Works Expenditure, Clarence District ( <i>Further Return to Order last Session</i> ), laid on Table, 138, 145 .....	3	63, 65	
<b>WALLALLA RUN :—</b>			
Return to Order ( <i>last Session</i> ) laid on Table, 68 .....	3	47	
<b>RESERVES IN CERTAIN DISTRICTS :—</b>			
Motion made for Return shewing extent of, in the Districts of Murrumbidgee, Lachlan, or Lower Darling, 267.			
<b>SOLD AND OFFERED FOR SALE IN 1864-5 :—</b>			
Motion made for Return shewing number of acres, 267.			
<b>STATISTICS CLARENCE ELECTORATE :—</b>			
Motion made for Return of Revenue from Land Sales, 267.			
Ditto ditto Assessments, 267.			

VOTES AND PROCEEDINGS (REFERENCES TO)—VOL. I.	PAPERS.	
	VOL.	PAGE.
<b>C</b>		
<b>CROWN LANDS (continued):—</b>		
<b>PRE-EMPTIVE RIGHT AT TOTAILLA:—</b>		
Motion made for Correspondence in reference to, between the Government and Mrs. Main and Messrs. Kirk and Goldsborough, 274.		
<b>RESERVED FROM CONDITIONAL PURCHASE, IN THE BOGAN:—</b>		
Petition presented, praying the cancellation of, 292; ordered to be printed, 316; referred to Select Committee, 455 .....	3	41
<b>RESERVATIONS FOR ROADS:—</b>		
Resolutions moved in reference to, and Debate adjourned, 163; resumed and concluded, 294.		
<b>RESERVES UNDER ALIENATION ACT:—</b>		
Select Committee appointed (by Ballot) to enquire into, 317; Member of, discharged, 332; Member added, 332; Petitions referred, 364, 443, 455; Progress Report brought up, 477 .....	3	77
<b>CONDITIONAL PURCHASES:—</b>		
Motion made for Return of Number of, which have reverted to the Crown, 341.		
Motion made for number of, during January and February 1865 and 1866, 398; laid on Table, 455 .....	3	67
<b>RESERVED IN THE DISTRICT OF WELLINGTON:—</b>		
Petition presented, praying the cancellation of, 353; ordered to be printed, 364; referred to Select Committee, 364 .....	3	43
<b>RESERVED IN THE DISTRICT OF MOLONG:—</b>		
Petition presented, praying the revocation of, 391; ordered to be printed, 398; referred to Select Committee, 443 .....	3	45
<b>TULCUMBAH RUN:—</b>		
Minutes from Crown Lands Department in reference to application to purchase, from representatives of the late Thos. Parnell, laid on Table, 398..	3	39
<b>RE-SELECTION OF FORFEITED SELECTIONS:—</b>		
Motion made for Opinions of Crown Law Officers upon, 428; laid on Table, 472	3	69
Resolutions moved in reference to, 442.		
<b>NEITHER ALIENATED NOR LEASED:—</b>		
Motion made for Return shewing Number of Acres, 456.		
<b>RUNS, &amp;c., HELD BY MEMBERS OF PARLIAMENT:—</b>		
Motion made for Return of number and extent of, 462.		
<b>CLAIMS OF TENANTS OF THE CROWN:—</b>		
Resolution moved in reference to the case W. Cummings, and negatived, 473.		
<b>HELD UNDER PASTORAL OCCUPATION:—</b>		
Return to Order ( <i>last Session</i> ) in reference to, 478 .....	3	205
<b>CROWN LAND DEDICATION AMENDING BILL:—</b>		
Motion made for leave to introduce, and leave granted, 85; presented and read 1 <sup>o</sup> , 85; Motion made for second reading, and debate adjourned, 114; Order of the Day and Bill discharged, 304.		
<b>CRUMMER MR. (See "SUPERANNUATION.")</b>		
<b>CUMMINGS WILLIAM, (See "CROWN LANDS.")</b>		
<b>CUNNEEN, J. A., ESQ.:—</b>		
Speaker Reports Issue of Writ of Election in the room of, 1; Sworn as Member for the Hawkesbury, 2.		
<b>CUSTOMS (See also "TARIFF.")</b>		
<b>AD VALOREM DUTIES:—</b>		
Resolution from Committee of Ways and Means in reference to, and Package Duty reported, 235, agreed to, 235.		
Motion made for Opinions of Crown Law Officers in reference to the collection of <i>Ad valorem</i> Duties, 325; laid on Table, 392 .....	1	865
<b>RIVER MURRAY:—</b>		
Motion made for Return of Amount of Mohey received at each Station since establishment of, 456.		
<b>CUSTOMS ADDITIONAL DUTIES BILL (See "ADDITIONAL.")</b>		
<b>D</b>		
<b>DALGLEISH (See "CLERK.")</b>		
<b>DANGAR, T. G. G., ESQ.:—</b>		
Speaker Reports Issue of Writ of Election in the room of, 1; also return of same, 2; sworn as Member for the Gwydir, 477.		
<b>DARLINGHURST (See "GAOL.")</b>		
<b>DARVALL, J. B., ESQ.:—</b>		
Speaker reports issue of Writ of Election in the room of, 1.		
<b>DAYS (See "SESSIONAL ORDERS.")</b>		
<b>DEBATE (See "ADJOURNMENTS.")</b>		
<b>DEBENTURES (See "FINANCE.")</b>		
<b>DEBT:—</b>		
<b>QUEENSLAND:—</b>		
Further correspondence respecting, laid on Table, 59, 201 .....	2	861, 863
<b>DEBT PUBLIC COMMISSIONERS BILL (See "PUBLIC.")</b>		
<b>DEBT (See "CORPORATION.")</b>		
<b>DEBTS SMALL RECOVERY AMENDMENT BILL (See "SMALL.")</b>		
<b>DE COURCY (See "RAILWAY.")</b>		
<b>DEEDS (See "ROADS.")</b>		
<b>DEFENCE:—</b>		
<b>MILITARY:—</b>		
Despatch respecting, laid on Table, 9 .....	1	851
<b>COLONIAL NAVAL:—</b>		
Despatch transmitting Act, laid on Table, 9 .....	1	835
<b>DENILQUIN (See "POSTAL.")</b>		
<b>DENOMINATIONAL (See "EDUCATION.")</b>		
<b>DEPUTY (See "SPEAKER.")</b>		

VOTES AND PROCEEDINGS (REFERENCES TO)—VOL. I.	PAPERS.	
	VOL.	PAGE.
<b>D</b>		
<b>DESPATCHES :—</b>		
IN REFERENCE TO :—		
Colonial Naval Defence Act, laid on Table, 9 .....	1	835
Military Defences, ditto, 9 .....	1	851
Riverine District, ditto, 292 .....	1	663
Mail Contract with P. & O. Company, ditto, 292 .....	2	167
Paris Universal Exhibition, ditto, 292 .....	1	689
Hospitals and Lunatic Asylums, ditto, 292 .....	2	237
Volunteer Corps, ditto, 292 .....	1	863
Guns and Ammunition, ditto, 441 .....	1	853
Sydney Mint, ditto, 455 .....	2	599
<b>DESTITUTE :—</b>		
CHILDREN'S ASYLUM :—		
List of Office Bearers and Directors for 1866, laid on Table, 386 .....	2	239
AND INFIRM :—		
Report of Board of Management of Asylum for, laid on Table, 420 .....	2	241
<b>DESTITUTION (See "AGRICULTURISTS.")</b>		
<b>DIRECTORS (See "DESTITUTE.")</b>		
<b>DISEASE (See also "CATTLE.")</b>		
IN FRUIT TREES :—		
Select Committee appointed to inquire into, 27; leave granted to Shorthand Writer to proceed with Committee on visits of inspection, 225; Members added to Committee, 293.		
<b>DISCIPLINE (See "PRISON.")</b>		
<b>DISTILLATION, REMOVAL OF RESTRICTION UPON, BILL (See "REMOVAL.")</b>		
<b>DISTRICT COURTS ACT AMENDMENT BILL :—</b>		
Received from Legislative Council, and read 1 <sup>o</sup> , 123; read 2 <sup>o</sup> , Committed, reported, and Report adopted, 147; read 3 <sup>o</sup> , passed, and returned to Council without Amendment, 155; Assent reported, 218.		
<b>DIVISIONS :—</b>		
IN THE HOUSE :—		
Election of Speaker, 33.		
Clerical precedence, 51.		
Administration of Justice (Mr. Lowden, J.P.), 51.		
Bridge at Cowra, 77.		
Salaries of Future Governors, 105 (2).		
Mail Service, Deniliquin, 106.		
Municipalities Law Amendment Bill, 123 (2), 304.		
Pitt-street Tramway, 139, 478.		
Gold Escort, 140 (2).		
Adjournment of the House, 146, 147, 202, 251 (2), 259, 274, 399 (2), 400, 408.		
Do. of Debate, 163, 164 (2), 180, 202, 203, 355, 398, 399 (2), 400 (2), 407, 478.		
New Trials Limitation Bill, 155.		
Amended Bills of Sale Bill, 155, 165.		
Prisoners Levey and Shoveller, 163.		
Claims against Government Bill, 165.		
Funds for National Education, 173.		
Ditto Denominational Education, 180, 357.		
Amendment on Ways and Means, 210 (2), 465 (3).		
Exchange of Land, Scots Church, Sydney, Legalizing Bill, 219.		
Additional Customs Duties Bill, 253 (2).		
Vacancy of Seat, 265, 266.		
Reservations for Roads, 294 (2).		
Coal Fields Regulation Bill, 310, 357.		
Navigation of River Murrumbidgee, 317 (2).		
Railway Survey, 325.		
Superannuations under Act, 333, 473.		
State Aid to Religion, 333 (2).		
Road to Burragorang, 354.		
Export Duty on Gold, 355 (2).		
Licenses to cut Timber, 356.		
Mr. N. L. Kentish, 356.		
Removal of Restrictions upon Distillation Bill, 374.		
Railway Extension, 374.		
Dog Bill, 375, 392 (2).		
Mail Service <i>via</i> Panama, 381, 479.		
Newspaper Postage Act, 406.		
Postmaster General, 407.		
Verdicts Amendment Bill, 429.		
Conditional Purchases of Land, 442.		
Mrs. Caroline Chisholm, 443.		
Municipalities Act Amendment Bill, 443.		
Resolutions of Supply, 447.		
Suspension of Standing Orders, 462.		
Public Debt Commissioners Bill, 462, 463.		
Claims of Tenants of the Crown, 473.		
Aid to Family of the late Dr. Woolley, 474.		
IN COMMITTEE OF THE WHOLE HOUSE :—		
Mrs. Callaghan (Petition), 487.		
Bridge over the Lachlan, at Cowra, 488.		
Amended Secret Bills of Sale Prevention Bill, 489.		
Small Debts Recovery Amendment Bill 490, 516 (4).		
Consolidated Revenue Fund Bill, 502.		
Additional Customs Duties Bill, 503 (9).		
Game Protection Bill, 507 (2), 509 (4), 549.		

VOTES AND PROCEEDINGS (REFERENCES TO)—VOL. I.		PAPERS.			
		VOL.	PAGE.		
<b>D</b>					
DIVISIONS (continued):—					
IN COMMITTEE OF THE WHOLE HOUSE (continued):—					
Brands Registration Bill, 508 (3).					
Municipalities Law Amendment Bill, 510.					
Removal of Obstructions in Rivers Manning and Macleay, 511.					
Road down Mountains to Burraborang, 524.					
Dog Bill, 524 (6).					
Appropriation Bill, 542.					
Public Works Loan Bill, 545.					
The late Dr. John Woolley, 546.					
Mrs. Caroline Chisholm, 547.					
Australian General Assurance Company's Incorporation Bill, 547 (2).					
Municipalities Act Amendment Bill, 549.					
SUPPLY—ESTIMATES FOR 1866:—					
Supplement to Schedule B, 513.					
Legislative Council, 513 (6)					
Legislative Assembly, 515 (6), 519 (2).					
Chief Secretary, 520.					
Volunteers, 520 (6).					
Police, 522 (2)					
Registrar General, 523 (3).					
Grants in aid of Public Institutions, 523.					
Immigration (to be raised by Loan), 524.					
Treasury, 527.					
Stamp Duties, 527.					
Colonial Distilleries and Refineries, 528.					
Sydney Branch of the Royal Mint, 528.					
Stores and Stationery, 528.					
Miscellaneous Services (Queen's Plate), 529					
Department of Lands, 529.					
Survey of Lands, 529.					
Occupation of Lands, 530 (2).					
Department of Public Works, 530.					
Harbours and River Navigation, 531 (3.)					
Colonial Architect, 533 (2).					
Roads and Bridges—Superintendence, 534.					
Public Works (to be raised by Loan), 534 (6).					
Law Officers of the Crown, 536 (2).					
Resolutions of Supply—Recommitted, 538, 539 (8).					
SUPPLEMENTARY ESTIMATES FOR 1865, AND PREVIOUS YEARS:—					
Gaol—Sydney, 537.					
Miscellaneous, 537.					
FURTHER ADDITIONAL ESTIMATE FOR 1866:—					
Charitable Allowances, 541.					
WAYS AND MEANS:—					
Financial Statement (Mr. Samuel), 489.					
Customs Duties, Resolution 1, 491.					
Do. do. 4, 492					
Do. do. 7, 493 (2).					
Do. do. 8, 493					
Do. do. 10, 494					
Do. do. 11, 494					
Do. do. 12, 495					
Do. do. 13, 495 (2).					
Do. do. 14, 495 (3).					
Ad Valorem Duties, 499 (8).					
DIXSON MR. H. (See "GRIEVANCES.")					
DOCK:—					
FITZ ROY DRY:—					
Report from Engineer-in-Chief upon, laid on Table, 138				1	875
WATERVIEW BAY:—					
Motion made for Depositions taken, in referer.ce to the Boiler Explosion at, 293; laid on Table, 381				1	879
DOG BILL (See also "GOAT.") :—					
Received from Legislative Council, and read 1 <sup>o</sup> , 369; read 2 <sup>o</sup> , Committed, reported with Amendments, and an Amended Title, Report adopted, 375; read 3 <sup>o</sup> , passed, and returned to Council with Amendments, 392; Message from Council agreeing to Amendments, 398; Assent reported, 483.					
DOGS:—					
TAX ON:—					
Petition presented, praying increase of, 242; ordered to be printed, 250				3	499
DRAINAGE (See "GAOL.")					
DUBBO (See "ADMINISTRATION OF JUSTICE.")					
DUTIES (See "CUSTOMS"; also "STAMP"; also "TARIFF.")					
DUTIES, ADDITIONAL CUSTOMS, BILL (See "ADDITIONAL.")					
DUTY (See "GOLD.")					
DUTY, COLONIAL SPIRITS, BILL (See "COLONIAL.")					
<b>E</b>					
EAGAR G. ESQ.:—					
Speaker reports return of Writ, certifying return of, as Member, 1, 291; sworn as Member, 2, 291; acceptance of office by, 285; seat declared vacant, 286.					
ECCLESIASTICAL (See "CLERICAL.")					

VOTES AND PROCEEDINGS (REFERENCES TO)—VOL. I.		PAPERS.	
		VOL.	PAGE.
<b>E</b>			
<b>EDUCATION:—</b>			
<b>FUNDS FOR:—</b>			
Motion made for Return of the Appropriation of, 106; laid on Table, 266	2	271	
<b>NATIONAL:—</b>			
Further Correspondence in reference to additional aid, laid on Table, 154	2	265	
Motion made for Committee of the Whole to consider Address for Additional Pecuniary Aid, 172; Order of the Day for Committee discharged, 295.			
Petition presented, in reference to Mr. B. H. M'Cann, late National School Inspector, 397; ordered to be printed, 420	3	367	
<b>DENOMINATIONAL:—</b>			
Motion made for Committee of the Whole to consider Address for Additional Pecuniary Aid, 179; Order of the Day for Committee postponed, 357; Order of the Day discharged, 374; Amendment moved, on motion for Committee of Ways and Means, in reference to the distribution of Funds for, 465.			
<b>ELECTIONS:—</b>			
<b>AND QUALIFICATIONS COMMITTEE:—</b>			
Speaker's Warrant appointing, laid on Table, 2, 285; Maturity of, reported 25, 316; Members sworn, 25, 324.			
<b>ELECTORAL ACT OF 1853, PROPOSED AMENDMENTS IN:—</b>			
Motion made for Select Committee to consider the expediency of, and Debate adjourned, 226; Debate resumed, and Committee appointed, 374; Progress Report brought up, 477	1	733	
<b>ELECTORATE (See "YASS.")</b>			
<b>ELECTRIC:—</b>			
<b>TELEGRAPHS:—</b>			
Report upon, for 1863-4, laid on Table, 133	2	201	
Report upon the working of, and Railways, laid on Table, 172	2	15	
<b>ESCORT (See "GOLD.")</b>			
<b>ESTATES, LEASES AND SALES OF SETTLED, FACILITATION BILL (See "LEASES.")</b>			
<b>ESTIMATES:—</b>			
<b>OF EXPENDITURE:—</b>			
Message No. 1, transmitting, 84	2	869	
Estimates for 1866, 84	2	873	
Supplementary Estimate for 1865, 84	2	951	
Of Ways and Means, 146	2	963	
Message No. 12, withdrawing Estimates of Expenditure, 332.			
Message, No. 13, transmitting new Estimates, 332	2	871	
Estimates for 1866 (Mr. Eagar) 332	2	1029	
Supplementary do. for 1865 (Mr. Eagar), 332	2	1111	
Of Ways and Means (Mr. Eagar), 341	2	1123	
Additional Estimate for 1866 (Message No. 14), 406	2	1145	
Further Supplementary Estimate for 1865 and previous years, &c., Message No. 16, 443	2	1147	
Further Supplementary Estimate for 1865 and previous years, 443	2	1149	
Further additional Estimate for 1866, 443	2	1153	
<b>EVIDENCE:—</b>			
Of former Session referred to Select Committee, 172, 233.			
<b>EXCHANGE OF LAND SCOTS CHURCH SYDNEY LEGALIZING BILL:—</b>			
Petition presented, praying leave to bring in, 58; Motion made for leave to introduce, and leave granted, 69; proposal to dispense with 65th Standing Order, referred to Standing Orders Committee, 76; Report brought up, 172; Report adopted, 179; Bill presented, and read 1 <sup>o</sup> , 201; referred to Select Committee, 219; Petition presented in opposition to, 233; ordered to be printed, 242; Evidence of former Session referred to Committee, 233; Members added to Committee, 303; Report brought up, 316; Motion made for second reading of Bill, and debate adjourned, 422; Order of the Day and Bill discharged, 430	3	513, 515	
<b>EXHIBITION:—</b>			
<b>PARIS UNIVERSAL:—</b>			
Letter from Lords of Committee of Council on Education, on the subject of representation of British Colonies at, 292	1	689	
<b>EXPLOSION:—</b>			
<b>BOILER:—</b>			
Motion made for Depositions taken at Inquest upon the sufferers by, 293; laid on Table, 381	1	879	
<b>OF NITRO-GLYCERINE IN BRIDGE-STREET:—</b>			
Report of Board of Inquiry into causes of, laid on table, 406	3	535	
<b>EXPORT (See "GOLD.")</b>			
<b>F</b>			
<b>FARMERS (See "AGRICULTURISTS.")</b>			
<b>FAUCETT P., ESQ.:—</b>			
Seat of, declared vacant, 2.			
<b>FERGUSON MR. (See "SUPERANNUATION.")</b>			
<b>FINANCE (See "ESTIMATES" "SUPPLY"; also, "WAYS and MEANS.")</b>			
Abstracts of the Public Accounts for 1864, laid on Table, 9	2	619	
Explanatory Abstracts for 1865-6	2	1159	
Report of Board of Audit on Treasury Accounts, laid on Table, 10, 279, 292	2	745, 755, 765	
Motion made for Return shewing Treasury Balances in Banks on 23rd October, 1865, 10; laid on Table, 50	2	773	
Motion made for Return shewing amount of Debentures and Treasury Bills issued, 10; laid on Table, 97	2	779	

VOTES AND PROCEEDINGS (REFERENCES TO)—VOL. I.	PAPERS.	
	VOL.	PAGE.
<b>F</b>		
<b>FINANCE (continued) :—</b>		
Motion made for Return shewing Government Weekly Balances in Bank of New South Wales, 16; laid on Table (in part), 50; Final Return laid on Table, 58.....	2	775, 777
Motion made for Treasury Minute, dated 2 February, 1865, Financial engagements during 1865, 16; laid on Table, 138.....	2	797
Motion made for Return shewing Agreement with Oriental Bank respecting Government Banking business in London, 39; laid on Table, 122.....	2	789
Motion made for correspondence respecting disposal of Government Debentures in London, 131; laid on Table, 138.....	2	783
Motion made for correspondence respecting payment of Debentures falling due 1 January, 1866, 325; laid on Table, 341.....	2	785
<b>FIRE, CARELESS USE OF, PREVENTION BILL (See "CARELESS.")</b>		
<b>FIRES :—</b>		
<b>BUSH :—</b>		
Petition presented praying for measures to prevent, in the Pastoral Districts, 154; ordered to be printed, 162.....	3	505
<b>FITZROY (See "DOCK.")</b>		
<b>FLIDE MR. (See "GRIEVANCES.")</b>		
<b>FORMAL MOTIONS, &amp;c., (See "SESSIONAL ORDERS.")</b>		
<b>FREE SELECTORS (See "CROWN LANDS.")</b>		
<b>FRUIT TREES (See "DISEASE.")</b>		
<b>FRUITS (See "TARIFF.")</b>		
<b>FUNDS (See "EDUCATION.")</b>		
<b>G</b>		
<b>GAME PROTECTION BILL :—</b>		
Motion made for leave to introduce, and leave granted, 51; presented and read 1 <sup>o</sup> , 122; read 2 <sup>o</sup> , committed and progress reported, 295; reported with Amendments, and Report adopted, 303; read 3 <sup>o</sup> , passed, and sent to Legislative Council, 310; returned by Council with Amendments, 430; Council's Amendments agreed to, 479; Assent reported, 483.		
<b>GAOL :—</b>		
<b>GEORGE PERRY, LATE WARDER OF YASS :—</b>		
Petition presented from, complaining of his dismissal from office, 45; ordered to be printed, 69.....	3	349
<b>MICHAEL HICKEY, LATE WARDER OF YASS :—</b>		
Petition presented from, complaining of his dismissal from office, 58; ordered to be printed, 69.....	3	351
<b>BRAIDWOOD :—</b>		
Motion made for correspondence in reference to escape of Thomas Clarke from, 97; laid on Table, 218.....	1	807
Petition presented from Charles Riordan, late Warder of, 293; ordered to be printed, 303.....	3	363
Petition from David Gleeson, late Warder at, complaining of his dismissal from office, 145; ordered to be printed, 162.....	3	355
<b>GOVERNOR AND WARDERS OF YASS :—</b>		
Motion made for Depositions taken in reference to a charge against Mr. Fitzgerald, 293.		
<b>STATISTICS :—</b>		
Motion made for Returns relative to, 397.		
<b>DRAINAGE OF DARLINGHURST :—</b>		
Correspondence in reference to, laid on Table, 406.....	1	823
<b>GAOLS :—</b>		
Correspondence respecting regulations for remission of sentences, laid on Table, 50.....	1	773
<b>GARRETT, THOMAS, ESQ. :—</b>		
Elected Chairman of Committees of the Whole House, 11; Commission to administer oath to Members, 25.		
<b>GEODETTIC :—</b>		
<b>SURVEY :—</b>		
Report from Astronomer, recommending completion of, 145.....	3	9
<b>GLEESON, DAVID (See "GAOL.")</b>		
<b>GOAT (See "DOG BILL.")</b>		
<b>GOLD (See also "GRIEVANCES.")</b>		
<b>ESCORT CHARGE :—</b>		
Resolution moved in reference to, and negatived, 140.		
<b>MINERS AT JEMBAICUMBENE :—</b>		
Petition presented from, in reference to the unsettled state of the boundary lines, 303; ordered to be printed, 310; transmitted by Address to the Governor, 356.....	2	617
<b>EXPORT DUTY :—</b>		
Resolutions moved in reference to, and negatived, 355.		
<b>FIELDS :—</b>		
Amended and further Return to Order ( <i>Last Session</i> ) in reference to Statistics of, laid on Table, 22.....	2	603
Additional Regulations under Act of 1861, laid on Table, 280.....	2	615
<b>GOLD FIELDS ACT AMENDMENT BILL :—</b>		
Motion made for leave to introduce, and leave granted, 414; presented and read 1 <sup>o</sup> , 414; read 2 <sup>o</sup> , Committed, reported with Amendments, and Report adopted 420; read 3 <sup>o</sup> , passed, and sent to Legislative Council, 428; Returned by Council without Amendment, 473; Assent reported, 483.		
<b>GOODIN WILLIAM (See "GRIEVANCES.")</b>		



VOTES AND PROCEEDINGS (REFERENCES TO)—VOL. I.	PAPERS.	
	VOL.	PAGE.
<b>G</b>		
GOODS, ADVANCES TO AGENTS INTRUSTED WITH, BILL, (See "ADVANCES.")		
GOLDSBOROUGH (See "CROWN LANDS.")		
GOVERNMENT (See also "FINANCE.")		
ASYLUMS:—		
; Report of Board of Management, laid on Table, 420 .....	2	241
BUSINESS:—		
Precedence of, ( <i>Sessional Order</i> ), 10, 443.		
OFFICERS:—		
Motion made for Return shewing names and salaries of, 234; laid on "Table, 292 .....	1	709
GOVERNMENT, CLAIMS AGAINST, BILL (See "CLAIMS.")		
GOVERNOR:—		
Proclamation of, summoning Parliament, read by Clerk, 1.		
Message from, summoning Assembly to Legislative Council, 2.		
Opening Speech of, read by Mr. Speaker, 3; Select Committee appointed to prepare Address in reply, 4; Address brought up and read by Clerk, 4; Adopted, 5; presented and Reply reported, 9.		
SALARIES OF FUTURE:—		
Resolution moved in reference to, and House counted out, 45; Resolution again moved, 105.		
GRAHAM, MR. R. D.:—		
Correspondence respecting appointment of, as Justice of the Peace, laid on Table, 279 .....	1	801
GRAVES, SERGEANT:—		
Return to Address ( <i>last Session</i> ) in reference to, laid on Table, 218.		
GRANTS (See "CROWN LANDS.")		
GREENHILL, MR. S. (See "SUPERANNUATION.")		
GRIEVANCES:—		
HYAM PHILLIPS:—		
Petition presented from, in reference to the cultivation of tobacco, &c., at Orange, 16; ordered to be printed, 22 .....	3	345
MR. N. L. KENTISH:—		
Petition presented from, relative to his dismissal from office, 16; ordered to be printed, 23; Motion made for examination of at the Bar of House, and negatived, 356 .....	1	761
GEORGE WADE:—		
Petition presented from, complaining of his dismissal from office, 22; ordered to be printed, 27 .....	3	347
MR. HUGH DIXON:—		
Motion made for Committee of the Whole to consider Address in reference to, 44; House in Committee, and Resolution reported, 52; Resolution received and agreed to, 69.		
GEORGE PERRY:—		
Petition presented from, complaining of his dismissal from office, 45; ordered to be printed, 69 .....	3	349
MICHAEL HICKEY:—		
Petition presented from, complaining of his dismissal from office, 53; ordered to be printed, 69 .....	3	351
MR. AUSTIN FORBEST WILSHIRE:—		
Motion made for adoption of Report from Select Committee ( <i>last Session</i> ) 69.		
MRS. CALLAGHAN:—		
Motion made for a Committee of the Whole to consider Report of Select Committee of last Session, in reference to, 76; House in Committee,—no Report from Committee, 98.		
MR. WILLIAM HANSON:—		
Petition presented from, praying to be heard at the Bar of the House, 131; ordered to be printed, 139 .....	3	353
DAVID GLEESON:—		
Petition presented from, complaining of his dismissal from office, 145; ordered to be printed, 162 .....	3	355
TIMOTHY DUNDAS RUSK:—		
Petition presented from Citizens of Sydney, in reference to claim of, against the Government, 194; ordered to be printed, 219 .....	3	357
SERGEANT GRAVES:—		
Return to Address ( <i>last Session</i> ) in reference to, laid on Table, 218.		
WILLIAM GOODIN:—		
Select Committee appointed to inquire into Petition of, 106; Report brought up, 250 .....	3	335
JAMES IRVINE:—		
Petition presented from, in reference to Bridge erected at Toogong, 250; ordered to be printed, 267 .....	3	359
CHARLES RIORDAN:—		
Petition presented from, complaining of his dismissal from office, 293; ordered to be printed, 303 .....	3	363
RICHARD COULTON:—		
Petition presented from, in reference to conditional purchase of land, 292; ordered to be printed, 303 .....	3	361
MRS. HALCROW:—		
Motion made for copy of Petition of, to Government, in reference to injury done by Floods to her land, 364; laid on Table, 406 .....	3	11
WILLIAM CRONAN:—		
Petition presented from, complaining of the loss of gold by reason of the Gold Commissioners declining to take charge of, 386; ordered to be printed, 392 .....	3	375

VOTES AND PROCEEDINGS (REFERENCES TO)—VOL. I.	PAPERS.	
	VOL.	PAGE.
<b>G</b>		
GRIEVANCES ( <i>continued</i> ):—		
MR. B. H. M'CANN :—		
Petition presented from the inhabitants of Bathurst, in reference to the destitution of the widow and children of, 397; ordered to be printed, 420..	3	367
MRS. ELIZA LOCKYER :—		
Petition presented from, praying relief, 428; ordered to be printed, 442 .....	3	369
MRS. CHARLOTTE RUTTER :—		
Petition presented from, praying relief, 462; ordered to be printed, 472 .....	3	371
MR. SURVEYOR FLIDE :—		
Motion made for Correspondence in reference to the dismissal of, from the Public Service, 381.		
GUNDAGAI (See "BRIDGE"; also "NAVIGATION.")		
GUNPOWDER LAW CONSOLIDATION BILL :—		
Motion made for leave to introduce, and leave granted, 92; presented and read 1 <sup>o</sup> , 92; Order of the Day for second reading and Bill discharged, 304.		
GUNS :—		
AND AMMUNITION :—		
Despatch respecting, laid on Table, 441 .....		
GWYDIR, THE :—		
Speaker reports issue of Writ of Election for, 1; Return of ditto, 2; Validity of, declared by Proclamation, 2; Member sworn for, 477.		
<b>H</b>		
HALCROW, MRS. (See "GRIEVANCES.")		
HANSON, MR. W. (See "GRIEVANCES.")		
HARBOUR :—		
PORT JACKSON :—		
Commission, and Progress Report from Commissioners, in reference to condition of, laid on Table, 292 .....	1	873
WOLLONGONG :—		
Petition from Inhabitants of, complaining of alleged delays in carrying out certain improvements, 92; ordered to be printed, 122 .....	1	871
HARRIS (See "RAILWAY.")		
HARRISON, C. E. :—		
SUB-INSPECTOR OF POLICE :—		
Motion made for Depositions taken at Newcastle, in reference to, 139; laid on Table, 242 .....	1	827
HAWKESBURY (See also "BRIDGE.")		
Speaker reports issue and return of Writ for, 1; Member for, sworn, 2.		
HAY, JOHN, ESQ. (See also "SPEAKER.")		
Discharged from attendance on Committee, 332.		
HICKEY, MICHAEL (See "GRIEVANCES.")		
HOLT (See "CLERK.")		
HOPS (See "TARIFF.")		
HOSPITALS :—		
AND LUNATIC ASYLUMS :—		
Despatch respecting, laid on Table, 292 .....	2	237
HUNT, MR. (See "SUPERANNUATION.")		
<b>I</b>		
IMMIGRATION :—		
Report from Agent for 1864, laid on Table, 105 .....	2	215
CHINESE :—		
Petition presented from Clergymen and others in reference to tax on, 462; ordered to be printed, 472 .....	2	233
Petition presented from Chinese residents in the Colony, in reference to tax on, 462; ordered to be printed, 472 .....	2	235
INDUSTRIAL AND REFORMATORY SCHOOLS BILL (See "REFORMATORY.")		
INQUEST (See "ADMINISTRATION OF JUSTICE.")		
IRON (See "RAILWAY.")		
IRVINE, J. (See "GRIEVANCES.")		
ISAACS, R. M., ESQ. :—		
Speaker reports return of Writ of Election of, 67; sworn as Member for Yass Plains, 67; acceptance of office by, 285; seat declared vacant, 286; Writ returned, and sworn as Member for Yass Plains, 291.		
ISSUE OF PROCESS BILL :—		
Received from Legislative Council and read 1 <sup>o</sup> , 393; read 2 <sup>o</sup> , Committed, reported, and Report adopted, 422; read 3 <sup>o</sup> , passed, and returned to Council without Amendment, 428; Assent reported, 483.		
<b>J</b>		
JEMBAICUMBENE (See "GOLD.")		
JOSEPHSON, J. F., ESQ. :—		
Proposed as Speaker, 83.		

VOTES AND PROCEEDINGS (REFERENCES TO)—VOL. I.		PAPERS.	
	VOL.	PAGE.	
<b>K</b>			
KENTISH, MR. N. L. (See "GRIEVANCES.")			
KIAMA :—			
Seat for, vacated, 286; Member sworn, 291.			
KINGSMILL, J. (See "SUPERANNUATION.")			
KIRK (See "CROWN LANDS.")			
<b>L</b>			
LACHLAN (See also "BRIDGE.") :—			
Seat for, vacated, 285; Member sworn, 291.			
LAND (See "ORDNANCE;" also "CROWN LANDS.") :—			
Motion made for correspondence, &c., between the Government and Mrs. Oakes, relative to land taken for public roads, 326.			
RESERVE, LAVENDER BAY (See "LAVENDER BAY.") :—			
LANDS (See also "CROWN LANDS.") :—			
CHURCH AND SCHOOL :—			
Correspondence relating to the distribution of Fund, laid on Table, 477 . . . . .			
LAND, EXCHANGE OF, SCOT'S CHURCH SYDNEY LEGALIZING BILL (See "EXCHANGE.")	2	263	
LANG, REV. DR. :—			
Leave of absence granted to, 84.			
LAW CRIMINAL AMENDMENT BILL (See "CRIMINAL.")			
LAVENDER BAY :—			
LAND RESERVE :—			
Resolution moved in reference to permanent reservation of, and debate adjourned, 164; debate resumed and Question referred to Select Committee, 356; Petition from James Milson, Esq., praying to be heard by Counsel before Committee, 391; Petition referred to Committee, 391; power granted to Committee to report, 392; Progress Report brought up, 473 . . . . .			
LEASES AND SALES OF SETTLED ESTATES FACILITATION BILL :—	3	15	
Received from Legislative Council and read 1 <sup>o</sup> , 333; no further action taken.			
LEAVE (See "LANG, REV. DR.")			
LEGISLATIVE (See "COUNCIL.")			
LENNON J. G. (See "SUPERANNUATION.")			
LEVEY (See "ADMINISTRATION OF JUSTICE.")			
LIABILITIES (See "BANKS.")			
LIBRARY :—			
COMMITTEE :—			
Appointed by Sessional Order, 11; Members substituted, 50, 303.			
LIBRARY, AUSTRALIAN, AND LITERARY INSTITUTION ACT AMENDMENT BILL (See "AUSTRALIAN.")			
LICENSE (See "TARIFF.")			
LICENSED :—			
PUBLICAN'S ACT :—			
Petition presented from Wentworth, &c., in reference to the Amendment of, as regards the supply of Liquor to the Aborigines, 302; ordered to be printed, 309 . . . . .			
	3	501	
Petition from G. B. Kelly, in reference to Amendment of, 381; ordered to be printed, 387 . . . . .			
	3	503	
LICENSES :—			
TIMBER :—			
Resolution moved in reference to charges for, 356; Resolution transmitted by Address to Governor, 406.			
LOAN PUBLIC WORKS BILL (See "PUBLIC.")			
LOCKYER, MRS. (See "GRIEVANCES.")			
LOWDEN MR. J. P. (See "ADMINISTRATION OF JUSTICE.")			
LOWE JAMES :—			
Motion made for Depositions taken at Penrith in reference to, and Debate adjourned, 164; Order of the Day discharged, 317.			
LUNATIC :—			
ASYLUMS :—			
Motion made for Correspondence having reference to the case of William O'Neil, confined in Parramatta, 76; laid on Table, 138 . . . . .			
	3	373	
Motion made for Correspondence and Reports in reference to the Management of, 77.			
Despatch in reference to, laid on Table, 292 . . . . .			
	2	237	
Motion made for Reports and Correspondence in reference to the removal of Dr. Brereton from office, as Medical Visitor to Tarban, 325; laid on Table, 455 . . . . .			
	2	240	
Motion made for Return of amounts of money expended upon, during the year 1857, 398.			
Report from Board of Visitors to Tarban Creek laid on Table, 406 . . . . .			
	2	245	
LUNATICS FURTHER PROTECTION BILL :—			
Motion made for leave to introduce, and leave granted, 27; presented and read 1 <sup>o</sup> , 27; motion for second reading negatived, and Bill discharged, 98.			

VOTES AND PROCEEDINGS (REFERENCES TO)—VOL. I.		PAPERS.	
		VOL.	PAGE.
<b>M</b>			
MAGISTRATES (See "ADMINISTRATION OF JUSTICE.")			
MACLEAY RIVER:—			
Motion made for Committee of the Whole to consider an Address for removal of obstructions to navigation of, 194; House in Committee;—no Report from Committee, 317.			
M'CANN, B. H. (See "EDUCATION"; also "GRIEVANCES.")			
MAIL SERVICE (See "POSTAL.")			
MAIN, JOHN AND ISABELLA (See "CROWN LANDS.")			
MAIZE:—			
STANDARD WEIGHT OF THE BUSHEL OF:—			
Petition presented from the Lower Hawkesbury, praying for the establishment of, 22; ordered to be printed, 27			
	3		393
Petition presented from Clarence River, praying for the establishment of, 27; ordered to be printed, 39			
	3		395
Petition presented from The Hawkesbury, praying for the establishment of, 58; ordered to be printed, 84			
	3		397
Petition presented from the Williams River District, praying for the establishment of, 84; ordered to be printed, 92			
	3		399
Select Committee appointed to inquire into the advisability of the introduction of a Bill for, 92; Power given to send for Persons and Papers, 104; Petitions referred to Committee, 104; Report brought up, 355; Motion made for leave to introduce Bill, and leave granted, 369; Bill presented, and read 1 <sup>o</sup> , 406; Speaker rules introduction informal, and Bill discharged, 429			
	3		401
MALT (See "TARIFF.")			
MANNING RIVER (See "MACLEAY RIVER.")			
MANTON, F. J., ESQ.:—			
Speaker reports issue and return of Writ of Election of, 291; sworn as Member, 291; Letter resigning Seat reported to the House, 471; Seat declared Vacant, 472.			
MARINE SYDNEY, INSURANCE COMPANY'S INCORPORATION BILL (See "SYDNEY.")			
MARINE RISKS RE-INSURANCES OF, BILL (See "RE-INSURANCES.")			
MARTIN THE HONORABLE JAMES, ESQ.:—			
Acceptance of Office by, 285; Seat declared vacant, 285; Sworn as Member, 291; Ministerial Statement made by, 293.			
MAYNE CAPTAIN (See "RAILWAY;"; also "SUPERANNUATION.")			
MEANS (See "WAYS AND MEANS.")			
MEMBERS:—			
SWORN, 2(2), 33, 49, 67, 291, 293, 477.			
IRREGULARITIES IN RETURN OF WRIT OF:—			
Speaker reports to House, 2.			
OF COMMITTEE OF ELECTIONS, &c., SWORN, 25, 324.			
OF PARLIAMENT:—			
Motion made for Return of Crown Lands held by, 462.			
MESSAGES:—			
TRANSMISSION OF, BETWEEN THE TWO HOUSES:—			
Sessional Order in reference to, 11.			
FROM THE GOVERNOR:—			
Summoning Assembly to the Legislative Council, 2.			
No. 1. Estimates for 1866, and Supplementary Estimate for 1865 and previous years, 84.			
2. Municipalities Law Amendment Bill, 106.			
3. District Courts Act Amendment Bill, 218.			
4. Consolidated Revenue Fund Bill, 225.			
5. Scab in Sheep Act Continuation and Amendment Bill, 225.			
6. Brands Registration Bill, 250.			
7. Cattle Disease Bill, No. 2, 267.			
8. Assent to Bill, 279.			
9. Do. 279.			
10. Do. 302.			
11. Do. 302.			
12. Withdrawal of Estimates for 1865-6, 332.			
13. Transmitting fresh Estimates for 1865-6, 332.			
14. Additional Estimate for 1866, 406.			
15. Public Debt Commissioners Bill, No. 2, 421.			
16. Further Supplementary Estimate for 1865 and previous years, 443.			
17. Assent to Bills, 483.			
FROM ASSEMBLY TO COUNCIL:—			
Requesting attendance of Members of Council as Witnesses before Select Committees, 68, 187.			
Transmitting Parramatta River Steam Company's Bill, 162.			
Amended Secret Bills of Sale Prevention Bill, 165.			
Claims against Government Bill, 226.			
Cattle Disease Bill, 226.			
Scab in Sheep Act Continuation and Amendment Bill, 233.			
Consolidated Revenue Fund Bill, 242.			
Additional Customs Duties Bill, 253.			
Colonial Spirits Duty Bill, 253.			
Clarence and New England Steam Navigation Company's Bill, 267.			
Game Protection Bill, 310.			
Careless use of Fire Prevention Bill, 357.			
Coal Fields Regulation Act Amendment Bill, 365.			
Gold Fields Act Amendment Bill, 429.			
Municipalities Act Amendment Bill, 456.			
Appropriation Bill, 466.			
Public Works Loan Bill, 467.			

VOTES AND PROCEEDINGS (REFERENCES TO)—VOL. I.		PAPERS.	
		VOL.	PAGE.
<b>M</b>			
<b>MESSAGES (continued):—</b>			
<b>FROM ASSEMBLY TO COUNCIL (continued):—</b>			
Returning District Courts Act Amendment Bill, 155.			
Smoke Nuisance Abatement Bill, with an Amendment, 316.			
Australian Agricultural Company's Bill, 332.			
Australasian Mineral Oil Company's Incorporation Bill, with an Amendment, 354.			
Sydney Marine Insurance Company's Incorporation Bill, 354.			
Dog Bill, with Amendments, 392.			
Issue of Process Bill, 428.			
Re-insurances of Marine Risks Bill, 442.			
Australian Library and Literary Institution Act Amendment Bill, 477.			
Australian General Assurance Company's Incorporation Bill, 478.			
Agreeing to Amendments in Scab in Sheep Act Continuation and Amendment Bill, 252.			
Parramatta River Steam Company's Bill, 375.			
Clarence and New England Steam Navigation Company's Bill, 421.			
Careless use of Fire Prevention Bill, 474.			
Game Protection Bill, 479.			
<b>FROM COUNCIL TO ASSEMBLY:—</b>			
In reply to Messages, requesting attendance of Members as Witnesses before Select Committees of Assembly, 91, 209.			
Transmitting District Courts Act Amendment Bill, 123.			
Advances to Agents intrusted with Goods Bill, 179.			
Smoke Nuisance Abatement Bill, 181.			
Partnership Amendment Bill, 241.			
Australasian Mineral Oil Company's Incorporation Bill, 303.			
Australian Agricultural Company's Bill, 303.			
Sydney Marine Assurance Company's Incorporation Bill, 303.			
Leases and Sales of Settled Estates Facilitation Bill, 333.			
Dog Bill, 369.			
Issue of Process Bill, 393.			
Companies Bill, 393.			
Re-insurances of Marine Risks Bill, 421.			
Australian General Assurance Company's Incorporation Bill, 429.			
Australian Library and Literary Institution Act Amendment Bill, 457.			
Returning Consolidated Revenue Fund Bill, 251.			
Scab in Sheep Act Continuation and Amendment Bill, with Amendments, 251.			
Cattle Disease Bill, with Amendments, 251.			
Colonial Spirits Duty Bill, 280.			
Additional Customs Duties Bill, 280.			
Parramatta River Steam Company's Bill, with an Amendment, 341.			
Clarence and New England Steam Navigation Company's Bill, with an Amendment, 393.			
Game Protection Bill, with Amendments, 430.			
Careless use of Fire Prevention Bill, with Amendments, 456.			
Gold Fields Act Amendment Bill, 473.			
Municipalities Act Amendment Bill, with an Amendment, 478.			
Appropriation Bill, 479.			
Public Works Loan Bill, 479.			
Agreeing to amendment in Smoke Nuisance Abatement Bill, 341.			
Dog Bill, 398.			
Australasian Mineral Oil Company's Incorporation Bill, 405.			
<b>MIDNIGHT (See "ASSEMBLY.")</b>			
<b>MILITARY (See "DEFENCES")</b>			
<b>MINERAL OIL, AUSTRALASIAN COMPANY'S BILL (See "AUSTRALASIAN"; also "COLONY.")</b>			
<b>MINERS (See "GOLD.")</b>			
<b>MINISTERIAL:—</b>			
<b>STATEMENTS:—</b>			
Made by Mr. Cowper, 225, 259, 268, 274, 279.			
Mr. Martin, 293.			
<b>MINISTERS:—</b>			
<b>OF THE CROWN:—</b>			
Resolution moved in reference to salaries of, and House counted out, 45.			
<b>MINISTRY:—</b>			
Resignation of, 279.			
Acceptance of office by, 285.			
<b>MINOR (See "ROADS.")</b>			
<b>MINT:—</b>			
<b>SYDNEY BRANCH:—</b>			
Despatch in reference to, laid on Table, 455 .....	2		599
<b>MINUTE TREASURY (See "FINANCE.")</b>			
<b>MOAMA (See "POSTAL.")</b>			
<b>MONEY (See "ROADS.")</b>			
<b>MOTIONS FORMAL (See "SESSIONAL ORDERS.")</b>			
<b>MUDGE (See "RAILWAY.")</b>			
<b>MUNICIPALITIES:—</b>			
Petition presented from St. John's College, in reference to the Amendment of the Law relating to, 76; ordered to be printed, 132.....	3		287
Do. from Newtown do. do. .104;			
ordered to be printed, 114 .....	3		291

VOTES AND PROCEEDINGS (REFERENCES TO)—VOL. I.		PAPERS.	
		VOL.	PAGE.
<b>M</b>			
<b>MUNICIPALITIES (continued):—</b>			
Petition Presented from Marrickville, in reference to the Amendment of the Law relating to, 104; ordered to be printed, 162	.....	3	317
Do. from Waterloo do. do. 104;	.....	3	295
ordered to be printed, 132	.....	3	293,337
Do. from Balmain do. do. 114,	.....	3	297,335
442; ordered to be printed, 122, 462	.....	3	303
Do. from Newcastle do. do. 122,	.....	3	299
420; ordered to be printed, 132, 428	.....	3	301
Do. from East Maitland do. do. 131;	.....	3	305
ordered to be printed, 139	.....	3	307
Do. from Paddington do. do. 131,	.....	3	309
Do. from Hunter's Hill do. do. 131;	.....	3	313
ordered to be printed, 139	.....	3	311
Do. from Woollahra do. do. 131;	.....	3	315
ordered to be printed, 139	.....	3	319,333
Do. from Darlington do. do. 131;	.....	3	321
ordered to be printed, 140	.....	3	323
Do. from Randwick do. do. 138;	.....	3	325
ordered to be printed, 146	.....	3	327
Do. from Central Illawarra do. do. 138;	.....	3	329
ordered to be printed, 146	.....	3	289
Do. from Redfern do. do. 138,	.....	3	285,331
Do. from Orange do. do. 140;	.....	3	
ordered to be printed, 162	.....	3	
Do. from Armidale do. do. 146;	.....	3	
ordered to be printed, 155	.....	3	
Do. from West Maitland do. do. 154;	.....	3	
ordered to be printed, 162	.....	3	
Do. from Wollongong do. do. 154,	.....	3	
Do. from Mudgee do. do. 161,	.....	3	
398; ordered to be printed, 173, 406	.....	3	
Do. from Grafton do. do. 161;	.....	3	
ordered to be printed, 173	.....	3	
Do. from Waverley do. do. 162;	.....	3	
ordered to be printed, 173	.....	3	
Do. from Glebe do. do. 172;	.....	3	
ordered to be printed, 179	.....	3	
Do. from Albury do. do. 187;	.....	3	
ordered to be printed, 194	.....	3	
Do. from Shellharbour do. do. 193;	.....	3	
ordered to be printed, 202	.....	3	
Do. from St. Paul's College do. do. 193;	.....	3	
ordered to be printed, 202	.....	3	
Do. from Kiama do. do. 209,	.....	3	
354; ordered to be printed, 219, 364	.....	3	
<b>MUNICIPALITIES LAW AMENDMENT BILL:—</b>			
Motion made for leave to introduce, and leave granted, 39; presented and read 1 <sup>o</sup> , 44; Speaker rules introduction of, informal, and Order of the Day discharged, 85.			
<b>MUNICIPALITIES LAW AMENDMENT BILL No. 2:—</b>			
Motion made for Committee of the Whole, to consider propriety of introducing, 97; Message No. 2 from Governor, in reference to, 106; House in Committee, Resolution reported and agreed to, 107; Bill presented and read 1 <sup>o</sup> , 107; Motion made for second reading, and debate adjourned, 114; Debate resumed, and Bill read 2 <sup>o</sup> , Committed, and progress reported, 123; no Report from Committee, 304	.....	3	283
<b>MUNICIPALITIES ACT AMENDMENT BILL:—</b>			
Motion made for leave to introduce, and leave granted, 331; presented and read 1 <sup>o</sup> , 428; read 2 <sup>o</sup> , Committed, reported, and Report adopted, 443; Re-committed, reported, and Report adopted, 456; read 3 <sup>o</sup> , passed, and sent to Legislative Council, 456; returned by Council with an Amendment, 478; consideration of Amendment in Committee, 479; Committee disagree to Council's Amendment, 479,—no further action taken.			
<b>MUNICIPAL, SYDNEY, COUNCIL POWERS EXTENSION BILL (See "SYDNEY.")</b>			
<b>MURRAY RIVER (See "CUSTOMS.")</b>			
<b>MURRAY, THE HON. T. A. :—</b>			
Message requesting attendance of, before Select Committee, 68; Reply reported, 91.			
<b>MURRUMBIDGEE (See "NAVIGATION.")</b>			
<b>N</b>			
<b>NATIONAL (See "EDUCATION.")</b>			
<b>NAVAL DEFENCE:—</b>			
<b>COLONIAL, ACT:—</b>			
Despatch transmitting, with enclosures, laid on Table, 9	.....	1	835
<b>NAVIGATION:—</b>			
<b>MURRUMBIDGEE RIVER:—</b>			
Motion made for Committee of the Whole to consider Address for funds to remove the obstructions to, 173; Order of the Day for Committee discharged, 317.			
<b>MANNING and MACLEAY RIVERS:—</b>			
Motion made for Committee of the Whole to consider an address for funds to remove the obstructions to, 194; House in Committee,—no Report made, 317.			

VOTES AND PROCEEDINGS (REFERENCES TO)—VOL. I.		PAPERS.	
		VOL.	PAGE.
<b>N</b>			
NELSON MR. (See "SUPERANNUATION.")			
NEW ENGLAND AND CLARENCE STEAM NAVIGATION COMPANY'S BILL (See "CLARENCE.")			
NEW SOUTH WALES (See "RIVERINE DISTRICT.")			
NEWSPAPER:—			
POSTAGE ACT:—			
Motion made for leave to introduce a Bill to repeal, and House counted out, 382.			
Motion again made and negatived, 406.			
NEW TRIALS LIMITATION BILL:—			
Motion made for leave to introduce, and leave granted, 76; presented and read 1 <sup>o</sup> , 76; negatived on motion for second reading, and Bill discharged, 155.			
NITRO-GLYCERINE (See "EXPLOSION.")			
NORTHERN (See also "RAILWAY"):—			
DISTRICTS:—			
Motion made for Return shewing the amount of Revenue derived from, and expended upon, since 1856, 69.			
NUISANCE, SMOKE, ABATEMENT BILL (See "SMOKE.")			
<b>O</b>			
OAKES, MRS. SUSAN (See "LAND"; also "ROADS.")			
OATH:—			
Commission to Speaker to administer, 39; administered by Speaker, 2 (2), 33, 49, 67, 291, 293, 477.			
Deputy Speaker's Commission to administer, 25.			
Administered by Clerk to Members of Committee of Elections, &c., 25, 324.			
OATS (See "STANDARD WEIGHT.")			
OBSTRUCTIONS (See "NAVIGATION.")			
OFFICE:—			
ACCEPTANCE OF:—			
By new Ministry, 285.			
OFFICE-BEARERS (See "DESTITUTE.")			
OFFICERS, GOVERNMENT (See "SALARIES"; also "SUPERANNUATION.")			
OIL, AUSTRALASIAN MINERAL COMPANY'S INCORPORATION BILL (See "AUSTRALASIAN.")			
O'NEIL W. (See "LUNATIC.")			
OPENING (See "ASSEMBLY"; also "PARLIAMENT.")			
OPIMUM (See "TARIFF.")			
O'SULLIVAN MR. (See "ADMINISTRATION OF JUSTICE.")			
ORDER:—			
QUESTIONS OF:—			
Bill containing the appropriation of Public Money to be first considered in a Committee of the Whole, and recommended by Message from the Crown, 85, 114, 131.			
Amendment proposed not being relevant to a Bill under consideration, 98.			
Address not to be presented to the Crown in relation to a Bill depending before Parliament, 98.			
Reference to matters pending before Committee of the Whole not to be made before Report, 173.			
Clause introduced in Bill by Council, in derogation of the privileges of Assembly, 252.			
Questions put to Ministers not to involve matter of opinion, argument, or inference, 386.			
Bill relating to Trade must originate in a preliminary Committee, 429.			
ORDERS (See "SESSIONAL," also "STANDING.")			
ORDERS, FORMAL (See "SESSIONAL.")			
ORDERS OF THE DAY (See "SESSIONAL.")			
ORDNANCE LAND ACT AMENDMENT BILL:—			
Presented and read 1 <sup>o</sup> , <i>pro forma</i> , 3; no further action taken.			
ORIENTAL BANK (See "FINANCE.")			
<b>P</b>			
PACKAGE DUTY (See "CUSTOMS.")			
PANAMA:—			
STEAM POSTAL SERVICE, <i>vid</i> :—			
Resolution moved in reference to, and negatived, 381.			
Correspondence respecting, laid on Table, 381			
Resolution moved in reference to termination of Contract for, and negatived, 479.			
PARIS (See "EXHIBITION.")			
PARKES, H., ESQ.:—			
Acceptance of office by, 235; vacation of seat, 286; Sworn as Member, 291.			
PARLIAMENT (See also "CROWN LANDS"):—			
Proclamation of Governor read by Clerk, 1; Governor's Speech on Opening, read by Speaker, 3.			
Proclamation Proroguing	1		485
PARLIAMENT, TRIENNIAL, BILL (See "TRIENNIAL.")			
PARNELL (See "CROWN LANDS.")			

VOTES AND PROCEEDINGS (REFERENCES TO)—VOL. I.		PAPERS.	
		VOL.	PAGE.
<b>P</b>			
<b>PARTNERSHIP AMENDMENT BILL :—</b>	Received from Legislative Council, and read 1 <sup>o</sup> , 241; Order of the Day for second reading, and Bill discharged, 421.		
<b>PARRAMATTA (See also "LUNATIC") :—</b>	Seat for, vacated by acceptance of office, 286; Member sworn, 291.		
<b>PARRAMATTA RIVER STEAM COMPANY'S BILL :—</b>	Petition presented, praying leave to bring in, 44; motion made for leave to introduce, and leave granted, 50; presented and read 1 <sup>o</sup> , 51; referred to Select Committee, 63; Report brought up, 105; Bill read 2 <sup>o</sup> , committed, reported, and Report adopted, 155; read 3 <sup>o</sup> , passed, and sent to Legislative Council, 162; returned by Council, with an Amendment, 341; Council's Amendment agreed to, 375; Assent reported, 483	3	425
<b>PASTORAL (See "CROWN LANDS.")</b>			
<b>PATRICK'S PLAINS :—</b>	Seat for, vacated by acceptance of Office, 286; Member sworn, 291.		
<b>PENINSULAR (See "POSTAL.")</b>			
<b>PERRY, GEORGE (See "GRIEVANCES.")</b>			
<b>PHILLIPS, HYAM (See "GRIEVANCES.")</b>			
<b>PIESLEY, MR. (See "ADMINISTRATION OF JUSTICE.")</b>			
<b>PIPER'S FLAT (See "RAILWAY.")</b>			
<b>PITT-STREET TRAMWAY :—</b>	Select Committee appointed by ballot to consider the expediency of continuing or removing, 139; Evidence taken before Select Committee, 1862, referred, 172; Message, requesting attendance of Member of Council as Witness, 187; Reply, 209; Member added to Committee, 302; Petition from Municipal Council of Sydney, praying the removal of, 309; Ordered to be printed, 325; Report brought up, 455; Motion made for adoption of Report, and Debate adjourned, 473; Debate resumed, and concluded, 478.	3	551, 553
<b>PITT TOWN (See "COMMON.")</b>			
<b>PLANS (See "RAILWAY.")</b>			
<b>POLICE (See also "GRIEVANCES.")</b>	Return shewing distribution of Force, on 1st January, 1866, laid on Table, 309	1	829
<b>C. E. HARRISON, SUB-INSPECTOR OF :—</b>	Motion made for depositions taken at Newcastle, in reference to a charge against, 139; laid on Table, 242	1	827
<b>SERGEANT GRAVES :—</b>	Return to Address ( <i>last Session</i> ), laid on Table, 218.		
<b>MAGISTRATE AT WENTWORTH :—</b>	Petition presented from inhabitants of, praying the retention of the office of, 331; ordered to be printed, 354	1	805
<b>POLLING PLACES (See "YASS.")</b>			
<b>PORT JACKSON (See "HARBOURS.")</b>			
<b>POSTAL :—</b>	<b>TEMPORARY MAIL SERVICE, DENILQUIN :—</b> Motion made for Papers connected with, and House counted out, 59; Motion again made, 105; laid on Table, 179.		
<b>CONTRACT WITH P. AND O. COMPANY :—</b>	Despatch transmitting, laid on Table, 292	2	167
<b>STEAM SERVICE <i>via</i> SUEZ :—</b>	Amendment moved on motion for Committee of Supply, in reference to the discontinuance of, 242. Correspondence in reference to, between Victoria and New South Wales laid on Table, 341	2	173
<b>STEAM SERVICE <i>via</i> PANAMA :—</b>	Resolution moved in reference to the Rescission of a Vote of last Session relating to, and negatived, 381. Correspondence respecting, laid on Table, 381 Resolutions moved in reference to termination of Contract for, and negatived, 479.	2	175
<b>POSTAGE (See "NEWSPAPER.")</b>			
<b>POSTMASTER GENERAL :—</b>	<b>OFFICE OF :—</b> Resolution moved, disapproving of its being made a political office, and negatived, 407.		
<b>POST OFFICE :—</b>	<b>STATISTICS :—</b> Motion made for Return, shewing number of letters, newspapers, &c., passing through, in Berrima District, 76; laid on Table, 122.	2	165
<b>PRECEDENCE (See "BUSINESS"; also "CLERICAL.")</b>			
<b>PRE-EMPTIVE RIGHT (See "CROWN LANDS.")</b>			
<b>PRESENT STATE OF THE COLONY :—</b>	Select Committee appointed to inquire into and report upon, 51; Message requesting attendance of Members of Legislative Council as Witnesses, 68; Reply, 91; Member discharged, 154; Members added, 154, 302; Progress Report brought up, 462	3	599
<b>PRESENTATION (See "SPEAKER.")</b>			
<b>PRISON DISCIPLINE BILL :—</b>	Motion made for leave to introduce, and leave granted, 39; presented, and read 1 <sup>o</sup> , 92; discharged from Paper, 430.		
<b>PRISONER (See "ADMINISTRATION OF JUSTICE"; also "GAOL.")</b>			
<b>PRIVATE (See "SESSIONAL.")</b>			
<b>PROCLAMATION (See "PARLIAMENT.")</b>			
<b>PROCESS, ISSUE OF, BILL (See "ISSUE.")</b>			
<b>PROROGATION (See "PARLIAMENT.")</b>			
<b>PROTECTION GAME, BILL (See "GAME.")</b>			
<b>PUBLICANS LICENSED ACT (See "LICENSED.")</b>			



VOTES AND PROCEEDINGS (REFERENCES TO)—VOL. I.		PAPERS.	
		VOL.	PAGE.
<b>P</b>			
<b>PUBLIC</b> (See also "CROWN LANDS," "FINANCE.") :—			
<b>SERVICE</b> :—			
Motion made for Correspondence in reference to the dismissal of the Commissioner of Stamps, 106; laid on Table, 138	1	607	
Motion made for Return shewing Names and Salaries of Officers of, 234; laid on Table, 292	1	709	
Account Current of Superannuation Fund laid on Table, 292	3	463	
<b>PUBLIC DEBT COMMISSIONERS BILL</b> :—			
Motion made for leave to introduce, and leave granted, 393; Presented and read 1 <sup>o</sup> , 394; Order of the Day for second reading discharged, and Bill withdrawn, 414.			
<b>PUBLIC DEBT COMMISSIONERS BILL, No. 2</b> :—			
Motion made for Committee of the Whole to consider the propriety of introducing, 414; House in Committee, Resolution reported and agreed to, 421; Bill presented and read 1 <sup>o</sup> , 421; Message No. 15 from Governor in reference to, 421; Standing Orders suspended in reference to, 462; Bill read 2 <sup>o</sup> , Committed, and no report made, 463	2	367	
<b>PUBLIC WORKS LOAN BILL</b> :—			
Standing Orders suspended in reference to, 462; Motion made for leave to introduce, and leave granted, 466; presented and read 1 <sup>o</sup> , 466; read 2 <sup>o</sup> , Committed, Progress reported, 466; reported and Report adopted, 466; read 3 <sup>o</sup> , passed, and sent to Legislative Council, 467; returned by Council without Amendment, 479; Assent reported, 483.			
<b>PUNT</b> (See "BRIDGES.")			
<b>Q</b>			
<b>QUALIFICATIONS</b> (See "ELECTIONS.")			
<b>QUARTER SESSIONS</b> (See "ADMINISTRATION OF JUSTICE.")			
<b>QUEENSLAND</b> :—			
<b>DEBT</b> :—			
Further correspondence respecting, laid on Table, 59, 201	2	861, 863	
<b>QUESTIONS</b> :—			
<b>AND ANSWERS</b> :—			
Entry of, on Votes ( <i>Sessional Order</i> ), 11.			
Point of Order in reference to, 386.			
<b>IN REFERENCE TO</b> ,— <b>ADMINISTRATION OF JUSTICE</b> :—			
Prisoners liberated previous to expiry of sentence, 15 (2).			
Sentence on Gannon for personation, 22.			
Evans v. O'Sullivan, 37.			
Primary Judge in Equity, 58.			
Prisoners Levey and Shoveller, 75, 92, 193.			
Trial of Johnson at Grafton, 103, 171.			
Trials of Convicts Bertrand, Bow, and Fordyce, 386, 427.			
Alleged Visit of the Chief Justice to Convict Bertrand in Darlinghurst Gaol, 385.			
Appointment of Magistrates, 171, 266.			
Spratt v. Scott, 250.			
Prohibition in re Thomas Armitage Salmon, 273, 363.			
Trial and sentence of Shadforth and Brandt, 301, 315, 453.			
Appeal in re Church and School Lands, 301.			
Committal of Mr. R. S. Ross, J. P., 331.			
Visit to prisoner Gardiner in Darlinghurst Gaol, 339.			
Discharge of prisoner Mrs. Kinder, 340.			
Resignation of Magistrates, Kempsey, 363.			
Costs in re Berry v. Mayor of Shoalhaven, 405.			
Letter from Mr. Jamieson, J.P., reflecting on the conduct of Mr. Commissioner Cole as a Magistrate, 397.			
Letter from Mr. Commissioner Cole, charging Mr. Williams with Felony, 483.			
<b>AD VALOREM</b> (See "CUSTOMS.")			
<b>AGENCY</b> (See "FINANCE.")			
<b>"AGNES IRVING"</b> :—			
Inquiry into cause of accident to "Steamship," 58.			
<b>APPRAISER</b> (See "CROWN LANDS.")			
<b>ARALUEN</b> (See "ROADS.")			
<b>ASSEMBLY</b> (See "PRINTING.")			
<b>ASYLUMS</b> :—			
Report from Board of Management for the relief of the Destitute and Infirm, 454.			
<b>BADGES</b> (See "VOLUNTEERS.")			
<b>BALLAST</b> :—			
Additional facilities for discharge of, at Newcastle, 83.			
<b>BARTON</b> (See "STAMPS.")			
<b>BANK</b> (See "FINANCE.")			
<b>BELL, DAVID</b> (See "CROWN LANDS.")			
<b>BERRIMA</b> (See "GAOLS.")			
<b>BERRY</b> (See "ADMINISTRATION OF JUSTICE.")			
<b>BERTRAND</b> (See "ADMINISTRATION OF JUSTICE.")			
<b>BORDER</b> (See "CUSTOMS.")			
<b>BOUNDARY LINE</b> :—			
Marking off, between the Counties of Macquarie and Hawes, 49.			
<b>BOW</b> (See "ADMINISTRATION OF JUSTICE.")			
<b>BRAIDWOOD</b> (See "GAOLS.")			
<b>BRANDT</b> (See "ADMINISTRATION OF JUSTICE.")			

VOTES AND PROCEEDINGS (REFERENCES TO)—VOL. I.		PAPERS.	
		VOL.	PAGE.
<b>Q</b>			
<b>QUESTIONS (continued):—</b>			
<b>AND ANSWERS (continued):—</b>			
<b>IN REFERENCE TO,—BREAKWATER:—</b>			
Cost of construction at Clarence River Heads, 26, 57.			
Injury by tempestuous weather to Moruya, 121.			
<b>BRIDGES:—</b>			
Contract for, over Murrumbidgee at Gundagai, 50.			
Plans for, over Lachlan, at Cowra, 92.			
Money due to workmen on the Singleton, 113.			
Removal of remains of old Nepean, at Emu Ferry, 137.			
Dangerous state of, at Carcoar, 153.			
Approaches to Cesslock, 193.			
Repair of, at Brownlow Hill, 453.			
<b>BROOKS, MR. R., C. P. S.:—</b>			
Dismissal or removal of, 217.			
<b>BUNGENDORE (See "POLICE.")</b>			
<b>BURIAL GROUND (See "LUNATIC.")</b>			
<b>BUOYS:—</b>			
Application for, at Macleay Heads, 44.			
<b>BUSHRANGER:—</b>			
Reward for the capture of Dunn, 273.			
<b>CAMPBELLTOWN (See "ROADS.")</b>			
<b>CARCOAR (See "POLICE" also "ROADS.")</b>			
<b>CASEY, MR.:—</b>			
Removal of, from appointment as Inspector of Denominational Schools, 154.			
<b>CEMETERIES:—</b>			
Overcrowding of, in Devonshire-street, 137.			
Prohibition of interments in Newtown, 420.			
Reservation of land for, in Parramatta, 453.			
<b>CHAPLAIN (See "GAOLS.")</b>			
<b>CHURCH OF ENGLAND (See "EDUCATION.")</b>			
<b>CHURCH AND SCHOOL LANDS:—</b>			
Funds invested in Government Debentures, 16.			
Returns in reference to, 84.			
Major Christie acting as Agent for, 114.			
Purchase of, after having been offered at auction, 241.			
Appeal to Privy Council in the matter of, 301.			
Distribution of Revenue derived from, 472.			
<b>CHRISTIE, MAJOR (See "POSTAL.")</b>			
<b>CLARENCE RIVER (See "BREAKWATER"; also "ROADS.")</b>			
<b>CLARKE, T. (See "GAOLS.")</b>			
<b>CLERK OF PETTY SESSIONS (See "BROOKS"; also "PARKER.")</b>			
<b>COLE, MR. COMMISSIONER (See "ADMINISTRATION OF JUSTICE.")</b>			
<b>COLONIAL SECRETARY'S DEPARTMENT:—</b>			
Minute on applications for office in, 391.			
<b>COMMON AT ULMARRA:—</b>			
Survey and appropriation of, for the use of the Public, 27.			
<b>CONDITIONAL (See "CROWN LANDS.")</b>			
<b>CONTRACTOR (See "GAOLS.")</b>			
<b>CORPORATION, SYDNEY:—</b>			
Adjustment of the City Sewerage Debt, 26.			
Return shewing the particulars of the debts of, 441.			
<b>COUNCIL, LEGISLATIVE:—</b>			
Bill for reconstruction of, on Electoral Basis, 49.			
<b>COURT HOUSE:—</b>			
Erection of, and Lock-up at Rockley, 67.			
<b>COURT DISTRICT:—</b>			
Provision for carrying on the business of the Metropolitan, 113.			
Alterations in the arrangements of the Districts for holding, 266.			
<b>CRACKNELL, MR. (See "TELEGRAPH.")</b>			
<b>CROOK, MR. (See "SUPERANNUATION.")</b>			
<b>CROTHERS, MR. (See "RETURNING OFFICER.")</b>			
<b>CROWN LANDS:—</b>			
Bill for altering or modifying the Act of 1861; 26.			
Resignation of late Minister for Lands, 37.			
Papers in reference to Wallalla Run, 44.			
Land Revenue in Clarence District since 1865, 75.			
Vacancy in office of Minister for Lands, 97.			
Declaration required to be made by Crown Lands Appraiser (Mr. Rodd), 171, 217.			
Complaints against Appraiser of Runs (Mr. Bell), 201, 249.			
Dedication to Public Purposes of Reserves in Newcastle, 209.			
Application for purchases of, under pre-emptive right, 217.			
Photographic plans of Land for sale, 249.			
Fees charged by Police Magistrate for preparing applications for conditional purchase, 353.			
Transfer of conditional purchases after three years, 373.			
Payment of interest on Balance of Payments for Conditional Purchases, 373.			
Pre-emptive rights of Squatters, 379, 385, 391.			
Exercise of pre-emptive right by the Executors of Mr. Parnell, 379.			
Enclosure and plantation of Sydney Reserves, 405.			
Leases and pre-emptive rights of Squatters, 419.			
Amount of rent paid by W. Forlonge, Esq., M.P., 427, 461.			
Selection of Lands at the Shades, near Molong, 454.			
Modification of circular in reference to re-selection of forfeited selections, 461.			

VOTES AND PROCEEDINGS (REFERENCES TO)—VOL. I.	PAPERS.	
	VOL.	PAGE.
<b>Q</b>		
<b>QUESTIONS (continued):—</b>		
<b>AND ANSWERS (continued):—</b>		
<b>IN REFERENCE TO,—CUSTOMS:—</b>		
Arrangements for collection of the Border Duties, 22.		
Bill for the regulation of the <i>Ad Valorem</i> and Package Duties, 324.		
<b>DARLINGHURST (See "GAOLS.")</b>		
<b>DEBENTURES (See "FINANCE.")</b>		
<b>DEBT (See "CORPORATION"; also "PUBLIC.")</b>		
<b>DEFENCES, HARBOUR:—</b>		
Adoption of recommendation of Select Committee upon, in reference to Telegraphic Communication with Light-houses, 104.		
<b>DENILIQUIN (See "POSTAL.")</b>		
<b>DENOMINATIONAL (See "EDUCATION.")</b>		
<b>DESTITUTE ASYLUMS:—</b>		
Accommodation provided for the Infirm and Destitute Poor, 454.		
<b>DISTRICT (See "COURT.")</b>		
<b>DUNN (See "BUSHRANGER.")</b>		
<b>DUTIES (See also "STAMP.")</b>		
Bill for the regulation of <i>Ad Valorem</i> and Package, 324.		
<b>DUTY (See "GOLD"; also "STAMP.")</b>		
<b>EDUCATION:—</b>		
Bill for the promotion and regulation of, 49.		
Correspondence with National Board in reference to further pecuniary aid, 145.		
Appointment of Inspector of Denominational Schools, 154.		
Site for National Schools at Waratah, 217.		
Bill for the Amalgamation of Educational Boards, 302.		
Schools in connection with the Free Church of England, 315.		
Statistics respecting the Meetings of Trustees of the Sydney Grammar School, 455, 461, 471.		
<b>ELECTIVE (See "COUNCIL.")</b>		
<b>ELECTORATE (See "YASS.")</b>		
<b>ELECTRIC (See "TELEGRAPHS.")</b>		
<b>EQUITY (See "ADMINISTRATION OF JUSTICE.")</b>		
<b>"ERL KING" STEAMER:—</b>		
Inquiry into conduct of Pilot in charge of, 309.		
<b>EVANS (See "ADMINISTRATION OF JUSTICE.")</b>		
<b>EXHIBITION, PARIS:—</b>		
Provision for the representation of the Products of the Colony at the, 137.		
<b>EXPLOSION:—</b>		
Inquiry into, on board the "Agnes Irving," at Clarence River, 58.		
Inquiry into the nature and cause of, in Bridge-street, Sydney, 364.		
Communication with Custom House Authorities in England, relative to the export of Nitro-glycerine, 364.		
<b>FERRY, PUBLIC:—</b>		
Provision for, over the Dawson Creek, Manning River, 266.		
Ditto, Blackman's Point, Hastings River, 266.		
<b>FINANCE:—</b>		
Sale of Government Debentures in England, 9, 131, 309.		
Provision for payment of Debentures due on 1st January, 1866, 22.		
Arrangements for the conduct of Government Banking Business in London, 22.		
Proposal to establish National Bank of Issue, 104.		
<b>FORDYCE (See "ADMINISTRATION OF JUSTICE.")</b>		
<b>FORLONGE, MR. (See "CROWN LANDS.")</b>		
<b>FREE CHURCH (See "EDUCATION.")</b>		
<b>FREE SELECTION (See "CROWN LANDS.")</b>		
<b>GANNON (See "ADMINISTRATION OF JUSTICE.")</b>		
<b>GAOLS:—</b>		
Provision for Chaplain at Port Macquarie, 38.		
Number of Warders and Prisoners in Mudgee and Windsor, 129.		
Escape of Prisoner Clarke from Braidwood, 201.		
Arrangements with the Visiting Surgeon at Port Macquarie, 323, 420.		
Permission to visit Prisoner Gardiner in Darlinghurst, 339.		
Contractor for supplies to Berrima, 373.		
<b>GARDINER (See "GAOLS.")</b>		
<b>GOLD:—</b>		
Return of Statistics respecting Fields, 21.		
Dimensions of the Rocky River Field, 21.		
Sinking for, on main line of Road between Carcoar and Bathurst, 21.		
Suspension of salary of Mr. Commissioner Griffin, 22.		
Bill to amend the Law relating to the Gold Fields, 26, 331.		
Bill to abolish or reduce the Export Duty on, 113.		
Report upon the case of William Thompson, in reference to the working of the Gold Fields Act, 129.		
Removal of Mr. Commissioner Lynch, 145.		
Retention in office of Commissioners Lockhart and Lynch, 145.		
Interpretation of certain Regulations under, Act, 154.		
Disposal of Police Paddock by Mr. Sub-Commissioner Scott, at Hargraves, 249.		
Mint charge for minting Gold Dust, 347.		
Pension to J. Graves, late Sergeant in the Gold Guard, 363, 455.		
<b>GOODS SHED (See "RAILWAYS.")</b>		
<b>GOVERNORS:—</b>		
Bill regulating the Salaries of all future, 130, 301.		
<b>GRAHAM (See "ADMINISTRATION OF JUSTICE.")</b>		
<b>"GRAFTON":—</b>		
Correspondence respecting search for the lost vessel, 104.		
<b>GRAMMAR SCHOOL (See "EDUCATION.")</b>		
<b>GRAVES, SERGEANT (See "GOLD.")</b>		

VOTES AND PROCEEDINGS (REFERENCES TO)—VOL. I.	PAPERS.	
	VOL.	PAGE.
<b>Q</b>		
<b>QUESTIONS (continued):—</b>		
<b>AND ANSWERS (continued):—</b>		
IN REFERENCE TO,—GRIFFIN, MR. COMMISSIONER (See "GOLD.")		
GUNDAGAI (See "BRIDGES.")		
HARBOUR (See "DEFENCES.")		
HAWES (See "BOUNDARY.")		
<b>IMMIGRATION:—</b>		
Bill for the promotion and encouragement of, from the United Kingdom, 58.		
Unexpended balance available for, 419.		
<b>IMPOUNDING ACT:—</b>		
Bill for the amendment of, 131.		
<b>INCOME TAX:—</b>		
Bill for the direct taxation of Income or Property, 57.		
INSTRUCTION, PUBLIC (See "EDUCATION.")		
INVENTIONS (See "PATENTS.")		
IRON (See "RAILWAY.")		
"IRVING, AGNES" (See "EXPLOSION.")		
JERRY'S PLAINS (See "TELEGRAPH.")		
JAMIESON, H. J. P. (See "ADMINISTRATION OF JUSTICE.")		
JOHNSON (See "ADMINISTRATION OF JUSTICE.")		
JUDGE, PRIMARY (See "ADMINISTRATION OF JUSTICE.")		
<b>JUVENILE:—</b>		
Bill for the establishment of Reformatories, 315.		
KEMPSEY. (See also "ADMINISTRATION OF JUSTICE.")		
Repair of Wharf at, 38, 201.		
<b>KINDER:—</b>		
Inquest upon the alleged suicide of the late Mr. Kinder, 138.		
Discharge of Mrs. Kinder from custody, 340.		
LACHLAN RIVER (See "BRIDGES.")		
LANDS (See "CHURCH"; also "CROWN.")		
LEGACY (See "STAMP.")		
LEGISLATIVE (See "COUNCIL.")		
LEVY (See "ADMINISTRATION OF JUSTICE.")		
<b>LIGHT-HOUSES:—</b>		
Recommendation in Report of Select Committee of Legislative Council in 1863, of extension of Telegraph to Jervis Bay, 420.		
<b>LIGHT WEIGHTS:—</b>		
Investigation into charge as to the use of, in Sydney, 130.		
LOCKHART (See "GOLD.")		
LOCK-UP (See "COURT HOUSE"; also "POLICE.")		
LUGGAGE (See "RAILWAYS.")		
<b>LUNATIC ASYLUM:—</b>		
Fencing of Burial Ground at Tarban Creek, 67.		
Correspondence in reference to Tarban Creek and Parramatta, 477.		
LYNCH, MR. COMMISSIONER (See "GOLD.")		
MACLEAY HEADS (See "BUOYS.")		
MACQUARIE (See "BOUNDARY.")		
<b>MAGISTRATE:—</b>		
Insufficiency of number residing at Newcastle, 26.		
Visits of Police Magistrate of Wollombi to other Courts, 44.		
Appointment of Messrs. Graham and Piesley as, 171.		
Do. of Mr. R. D. Graham, 266.		
Remuneration to Police Magistrate at Port Macquarie for attendance at other Benches, 273.		
Resignation of Magistrates at Kempsey, 363.		
MAIL (See "POSTAL.")		
MARKSMEN (See "VOLUNTEERS.")		
<b>MARRIAGE ACT:—</b>		
Bill for the Alteration or Amendment of, 38.		
MAYNE, CAPT. (See "RAILWAYS"; also "SUPERANNUATION.")		
MEDICAL (See "GAOLS.")		
MEMBERS (See "RAILWAYS.")		
MINISTER (See "CROWN LANDS.")		
MINOR (See "ROADS.")		
MINT (See "GOLD.")		
<b>MORPETH:—</b>		
Proclamation of Township as a Municipality, 129.		
MORUYA (See "BREAKWATER"; also "ROADS.")		
<b>MOUNT MURCHISON:—</b>		
Survey and Proclamation of Site for Township, 154.		
MUNICIPALITY (See "BERRY," "MORPETH"; also "ORANGE.")		
MURRAY RIVER (See "NAVIGATION.")		
MURRUMBIDGEE (See "BRIDGES.")		
<b>MUSEUM, AUSTRALIAN:—</b>		
Name of Contractor and amount of Tender for finishing, 380.		
NATIONAL (See "BANK"; also "EDUCATION.")		
<b>NAVIGATION:—</b>		
Improvement of, on River Murrumbidgee, 50.		
Regulations of, on the River Murray, 423.		
NEPEAN (See "BRIDGES.")		
NEWCASTLE (See also "BALLAST," "MAGISTRATE.")		
Application made by Corporation of, for Plan of Scott-street, 273.		
Dedication of Steamers' Wharf to purpose for which erected, 33.		
Building of Goods Shed at Steamers' Wharf at, 33.		
Access to New Steamers' Wharf at, 121.		
<b>NEWSPAPERS:—</b>		
Proposal to abolish Postal Charges on Colonial, 68.		

VOTES AND PROCEEDINGS (REFERENCES TO)—VOL. I.		PAPERS.	
		VOL.	PAGE.
<b>Q</b>			
<b>QUESTIONS (continued) :—</b>			
<b>AND ANSWERS (continued) :—</b>			
IN REFERENCE TO,—NITRO-GLYCERINE (See "EXPLOSION.")			
<b>NORTHERN DISTRICTS :—</b>			
Returns shewing Amounts of Revenue contributed by and expended in, 428.			
<b>ORANGE :—</b>			
Proclamation dividing the Municipality of, into Wards, 38.			
O'SULLIVAN (See "ADMINISTRATION OF JUSTICE.")			
PACKAGE (See "CUSTOMS.")			
PANAMA (See "POSTAL.")			
PARIS (See "EXHIBITION.")			
<b>PARKER, MR. :—</b>			
Special expenses of, as witness on trial of Escort robbers in 1863, 324.			
<b>PARLIAMENT (See "RAILWAYS.")</b>			
<b>PARRAMATTA RIVER (See "ROADS.")</b>			
<b>PATENTS :—</b>			
Delay in production of Returns relative to, 454.			
<b>PENSIONS (See "SUPERANNUATION.")</b>			
<b>PILOT :—</b>			
Inquiry into conduct of, in charge of Steamer "Erl King," 309.			
Appointment of, at Bellinger River, 454.			
<b>PLANS (See also "NEWCASTLE.")</b>			
Introduction of system of photographing public lands for sale, 249.			
<b>POLICE :—</b>			
Insufficiency of Magistrates at Newcastle, to transact business, 26.			
Alleged case of neglect on the part of, at Bungendore, 274.			
Appointment of Mr. H. A. Smith as Magistrate, at Carcoar, 21.			
Benches attended by Magistrate at Wollombi, 44; leave of absence granted to, during 1865, 380.			
Provision for additional duty by Magistrate at Port Macquarie, 273, 331.			
Charge against Mr. Rowley, Magistrate at Berrima, for receiving fees under Crown Lands Alienation Act, 353.			
<b>POLLING PLACES :—</b>			
Cancellation of, in Electorate of Yass Plains, 9.			
<b>PORT MACQUARIE (See "GAOLS"; also "POLICE.")</b>			
<b>POSTAL (See also "NEWSPAPERS.")</b>			
Amount paid for Mail Service between Deniliquin and Moama, 26; Contract made by Postmaster General for performance of, 50.			
Establishment of Steam Service <i>via</i> Panama, 43, 302.			
<b>POSTMASTER GENERAL :—</b>			
Arrangements under which the office was made political, 324.			
<b>POST OFFICE :—</b>			
Removal of position of, at Kempsey, 38.			
Establishment of, at Timbarra River, 49.			
<b>PRE-EMPTIVE (See "CROWN LANDS.")</b>			
<b>PRINTING :—</b>			
Delay in printing Papers ordered by the House, 129.			
<b>PRISONERS (See "ADMINISTRATION OF JUSTICE"; also "GAOLS.")</b>			
<b>PRISONS :—</b>			
Salary of Inspector of, 37.			
<b>PROPERTY :—</b>			
Introduction of measure for the direct taxation of, 57.			
<b>PUBLIC DEBT :—</b>			
Introduction of Bill appointing Commissioners for the reduction of, 301.			
<b>PUNT :—</b>			
Completion of, in locality of Five Dock and Iron Cove, 241.			
Completion of, between Balmain and Five Dock, 413.			
<b>RAILWAYS :—</b>			
Application of test to ascertain the tenacity of iron, 16.			
Production of Plans and Book of Reference—Extension of Great Western, 58.			
Completion and cost of Great Western to Blackheath, 68.			
Completion of Great Southern to Goulburn, 68.			
Erection of Goods-shed at Terminus, at Newcastle, 83.			
Production of Returns in reference to Roads and Railways, 84.			
Probable cost of Great Western, between Penrith and Shepherd's toll-bar, 91.			
Plan and Book of Reference—Extension of Morpeth, 97.			
Expenditure and further cost of Morpeth Extension, 104.			
Alleged excessive charges for carriage of goods by rail, 130.			
Tenders for construction of Great Western to Wallarawong, 138.			
Returns relating to the cost of construction and loss by working of, 171.			
Reports upon alleged overcharges on iron for, 266.			
Resolution in reference to Members of Parliament travelling free of charge by, 335.			
Completion of Great Southern, to Sutton Forest, 420.			
Alleged use of inferior timber for the construction of, 472.			
<b>REFORMATORIES :—</b>			
Introduction of Bill for the establishment of Juvenile, 315.			
<b>RELIGION (See "SUPERANNUATION.")</b>			
<b>RESERVES (See "CROWN LANDS.")</b>			
<b>RETURNING OFFICER :—</b>			
Alleged dismissal of Mr. Crothers from the Public Service, 44.			
<b>REVENUE (See "CHURCH and SCHOOL.")</b>			
<b>REWARD (See "BUSHRANGER.")</b>			
<b>ROADS :—</b>			
Sinking for Gold on main line of, 21.			
Non-expenditure of sums voted for, in certain Northern Districts, 38, 84, 153, 161, 201, 217, 218.			

VOTES AND PROCEEDINGS (REFERENCES TO)—VOL. I.	PAPERS.	
	VOL.	PAGE.
<b>Q</b>		
<b>QUESTIONS (continued):—</b>		
<b>AND ANSWERS (continued):—</b>		
<b>IN REFERENCE TO,—ROADS (continued):—</b>		
Delay in opening road to north side of Parramatta River, 67.		
Expenditure of sums voted for repair of, in Southern Districts, 67.		
Expenditure of money voted for Great Western, between Nepean River and Mount Lamby, 68.		
Introduction of Bill for the alteration or amendment of the law relating to Minor Roads, 68, 179.		
Returns relating to the non-expenditure of money voted for maintenance and repair of, 84.		
Returns relative to Road Statistics, 84.		
Damage to Main Northern, by floods, 97.		
Cost of surveying projected line of, at Newton Boyd, Clarence River, 103.		
Amount of Balance of unexpended votes for, in certain Southern Districts, 104.		
Ditto do. the Hawkesbury, 113, 131.		
Amount voted for the repair of, from Mudgee to Bowenfels, 121.		
Appropriation of money voted for the repair of Bathurst and Caloola, 122.		
Expenditure of money voted for the repair of West Macquarie, 122.		
Expenditure of money voted for, in the Clarence Electorate, 130.		
Proclamation of road from Lochinvar, 193.		
Opening of, from Iron Cove to Five Dock, 241.		
Do. through Honeysuckle Point, Newcastle, 241.		
Do. from Moruya to Araluen, 364.		
Do. from Picton to Burragorang, 453.		
<b>ROAD TRUST:—</b>		
Delay in production of Returns relating to Campbelltown, 423.		
<b>ROCKLEY (See COURT HOUSE.)</b>		
<b>ROCKY RIVER (See "GOLD.")</b>		
<b>RODD, MR., (See "CROWN LANDS.")</b>		
<b>ROSS, MR. (See "ADMINISTRATION OF JUSTICE.")</b>		
<b>ROWLEY, MR. P. M. (See "POLICE.")</b>		
<b>RUN (See "CROWN LANDS.")</b>		
<b>SALARIES (See "GOVERNOR.")</b>		
<b>SALMON, T. A. (See "ADMINISTRATION OF JUSTICE.")</b>		
<b>SCAB:—</b>		
Introduction of Bill on the expiry of the present Scab in Sheep Act, 121.		
SCHOOLS (See "EDUCATION"; also, "CHURCH and SCHOOL.")		
SCOTT (See "ADMINISTRATION OF JUSTICE"; also "GOLD.")		
SEWERAGE (See "CORPORATION.")		
SHADFORTH MR. (See "ADMINISTRATION OF JUSTICE.")		
SHEEP (See "SCAB.")		
SHEPHERD, MR. (See "GAOLS.")		
<b>SHERIFF:—</b>		
Salary of, as Inspector of Prisons, 37.		
SHOALHAVEN (See "ADMINISTRATION OF JUSTICE.")		
SHOVELLER (See "ADMINISTRATION OF JUSTICE.")		
SINGLETON (See "BRIDGES.")		
SMITH, MR. H. A. (See "POLICE.")		
<b>STAMP DUTIES ACT:—</b>		
Legacy Duty under, chargeable on Widows, 22.		
Dismissal of Commissioner under, 91.		
Introduction of Bill to amend, 309.		
STEAM (See "POSTAL.")		
STEAMER (See "AGNES IRVING"; also "ERL-KING.")		
SUICIDE (See "KINDER.")		
<b>SUPERANNUATIONS:—</b>		
Exceptions taken to the grant of, to Messrs. Crook, Wilkinson, and Mayne, 233, 250.		
Intention of Government with regard to the extension of the principle of, to Ministers of Religion, 292.		
<b>SURVEY (See also "CROWN LANDS"):—</b>		
Intentions of Government with the view of improving the Surveys of the Colony, 104.		
<b>TARBAN (See "LUNATIC ASYLUM.")</b>		
<b>TATHRA:—</b>		
Dilapidated state of wharf at, 121.		
<b>TAXATION (See "INCOME"; also "PROPERTY.")</b>		
<b>TELEGRAPH, ELECTRIC:—</b>		
Extension of Line from Cooma to Eden, 26.		
Do. Singleton to Jerry's Plains, 75.		
Leave of absence granted to Superintendent of, 137.		
Returns relating to the cost of construction of, 171.		
Alleged negligence of person in charge of Station; at Bathurst, 339.		
Extension of, to the Light-houses on the Southern Coast, 420.		
<b>TIMBER (See "RAILWAY.")</b>		
<b>TIMBARRA (See "POST OFFICE.")</b>		
<b>TOWNSHIP (See "MOUNT MURCHISON.")</b>		
<b>ULMARRA (See "COMMON.")</b>		
<b>UNIVERSITY:—</b>		
Alleged practice of coaching at the Sydney, 323.		
<b>VOLUNTEERS:—</b>		
Intention of the Government with reference to the supply of marksmen's badges for, 75, 91.		
Introduction of Bill for the amendment of the Act relating to, 339.		
<b>WALLALLA (See "CROWN LANDS.")</b>		
<b>WARATAH (See "EDUCATION.")</b>		

VOTES AND PROCEEDINGS (REFERENCES TO)—VOL. I.		PAPERS.	
	VOL.	PAGE.	
<b>Q</b>			
QUESTIONS ( <i>continued</i> ):—			
AND ANSWERS ( <i>continued</i> ):—			
IN REFERENCE TO,—WEIGHTS (See "LIGHT.")			
WHARF (See "KEMPSEY," "NEWCASTLE"; also "TATHRA.")			
WIDOWS (See "STAMP.")			
WILKINSON (See "SUPERANNUATION.")			
WILLIAMS, MR. H. (See "ADMINISTRATION OF JUSTICE.")			
WOLLOMBI (See "POLICE.")			
WORKMEN (See "BRIDGES.")			
YASS PLAINS (See "POLLING.")			
QUORUM (See also "ADJOURNMENTS.")			
Absence of, in Committee of the Whole, reported to the House, 375, 456, 474, 475.			
in House before commencement of business, 63.			
after                   do.                   45, 59, 348, 382.			
<b>R</b>			
RAILWAY:—			
GREAT NORTHERN:—			
Return to Order ( <i>last Session</i> ) in reference to, laid on Table, 10.....	2	1	
AND ROAD RETURNS:—			
Return to Order ( <i>last Session</i> ) in reference to, laid on Table, 10.....	1	925	
IRON PURCHASED IN ENGLAND FOR:—			
Report from Captain Mayne upon alleged overcharge in, laid on Table, 22; communications from Captain Mayne relative to alleged overcharge, laid on Table, 266.....	2	3, 7	
PIPER'S FLAT TO MUDGE:—			
Petition presented from Mudgee, praying survey of Line from, 58; ordered to be printed, 76; Motion made for Committee of the Whole to consider an Address for Funds for survey of, and negatived, 325.....	2	13	
PLANS:—			
Sections and Book of Reference relative to Extension of Great Western, 68; approved, 146.			
Do.                   do.                   do.                   Great Northern, 341;			
approved, 455.			
Do.                   do.                   Extension to Morpeth, 406.			
AND ELECTRIC TELEGRAPHS:—			
Return in connection with the working of, laid on Table, 172.....	2	15	
COMMUNICATION WITH WESTERN DISTRICTS:—			
Petition presented, praying for the extension of, read by Clerk, 218; ordered to be printed, 225.....	2	17	
THROUGH ULTIMO ESTATE:—			
Motion made for adoption of Report from Select Committee of last Session, 293.			
RAILWAYS OF THE COLONY:—			
Report of the Commissioner for, on the origin and progress of, laid on Table, 309.....	2	21	
MORPETH:—			
Petition presented in reference to the situation of the Terminus at, 316; ordered to be printed, 325.....	2	19	
EXTENSION:—			
Resolution moved in reference to the immediate survey of the most practicable route to the Murrumbidgee, and Debate adjourned, 355; Debate resumed and concluded, 374.			
TO BATHURST:—			
Resolution moved in reference to Tenders for the construction of, and by leave withdrawn, 382.			
ACCIDENT IN 1858:—			
Motion made for Committee of the Whole to consider an Address for compensation to Mrs. De Courcy, 407; House in Committee, Resolution reported, and agreed to, 429.			
SYDNEY TO PARRAMATTA:—			
Motion made for Committee of the Whole to consider an Address in reference to the relaying of, by loan, 442; Order of the Day discharged, 474.			
REFORMATORY AND INDUSTRIAL SCHOOLS BILL:—			
Motion made for leave to introduce, and leave granted, 59; presented and read 1 <sup>o</sup> , 59; Order of the Day for second reading, and Bill discharged, 85.			
REFORMATORY AND INDUSTRIAL SCHOOLS BILL, No. 2:—			
Motion made for Committee of the Whole to consider the propriety of introducing, 98; House in Committee—Resolution reported and agreed to, 107; Bill presented and read 1 <sup>o</sup> , 107; Motion made for second reading, and Debate adjourned, 147; Order of the Day and Bill discharged, 304.			
REFRESHMENT ROOM:—			
Committee appointed, 11; Member added, 302.			
REGISTER (See "STATISTICAL.")			
REGISTRAR GENERAL:—			
Report from, for 1864, laid on Table, 9.....	2	275	
REGISTRATION BRANDS BILL (See "BRANDS.")			
RE-INSURANCES OF MARINE RISKS BILL:—			
Received from Legislative Council and read 1 <sup>o</sup> , 421; Read 2 <sup>o</sup> , Committed, reported, and Report adopted, 429; read 3 <sup>o</sup> , passed, and returned to Council without Amendment, 442; Assent reported, 483.			

VOTES AND PROCEEDINGS (REFERENCES TO)—VOL. I.		PAPER.	
	VOL.	PAGE.	
<b>R</b>			
<b>RELIGION :—</b>			
<b>STATE AID TO :—</b>			
Petition presented from G. U. Alley in favour of, 154; ordered to be printed, 162 .....	2	253	
Petition presented from Committee on Indiscriminate Endowments, in opposition to, 339; ordered to be printed, 356 .....	2	255	
Petition presented from R.'Sadleir, R.N., in opposition to, 356; ordered to be printed, 398 .....	2	257	
Petition presented from the Electorate of Eden in favour of, 397; ordered to be printed, 413 .....	2	261	
Petition presented from J. Richardson in opposition to, 398; ordered to be printed, 406 .....	2	259	
Motion made for Committee of the Whole to consider an Address in reference to, and Debate adjourned, 325; Debate resumed and concluded, 333; Order of the Day for Committee, postponed, 358; Order of the Day for Committee moved, and Debate adjourned, 399; no further action taken.			
<b>RELIGIOUS (See "CLERICAL"; also "CROWN LANDS.")</b>			
<b>REMOVAL OF RESTRICTIONS UPON DISTILLATION BILL :—</b>			
Motion made for Committee of the Whole to consider propriety of introducing, 69; House in Committee, and Resolution reported, 98; Resolution received and agreed to, 106; Bill presented, and read 1 <sup>o</sup> , 122; negatived on motion for second reading, and discharged, 374.			
<b>REPORTS :—</b>			
<b>FROM :—</b>			
Registrar General, for 1864, 9 .....	2	275	
Board of Audit, Colonial Treasury Accounts, 10, 279, 292 .....	2	745, 755, 765	
Captain Mayne—alleged overcharge on Railway Iron, 22 .....	2	3	
Immigration Agent, 105 .....	2	215	
Superintendent of Electric Telegraphs, for 1863-4, 138 .....	2	201	
Engineer-in-Chief, on Fitzroy Dry Dock, 138 .....	1	875	
Commissioner of Roads, 138 .....	1	941	
Deputy Surveyor General—Public Surveys, 145 .....	3	1	
Astronomer—Geodetic Survey, 145 .....	3	9	
Commissioners, on condition of Harbour of Port Jackson (Progress), 292 .....	1	873	
Commissioner for Railways, 309 .....	2	21	
Corporation of Sydney—Sewerage, &c., 386 .....	3	339	
Board of Inquiry, on Explosion in Bridge-street, 406 .....	3	535	
Board of Visitors, Tarban Creek Lunatic Asylum, 406 .....	2	245	
Board of Management of Government Asylums, 420 .....	2	241	
<b>STANDING COMMITTEES :—</b>			
Standing Orders—Proposal to dispense with 65th Standing Order, 172 .....	1	603	
<b>SELECT COMMITTEES :—</b>			
In reply to Governor's Opening Speech, 4 .....			
Parramatta River Steam Company's Bill, 105 .....	3	425	
Clarence and New England Steam Navigation Company's Bill, 194 .....	3	507	
William Goodin, 250 .....	3	385	
Exchange of Land Scots Church Sydney Legalizing Bill, 316 .....	3	515	
Standard Weights for Agricultural Produce, 355 .....	3	401	
Pitt-street Tramway, 455 .....	3	553	
Present State of the Colony (Progress), 462 .....	3	599	
Reserve, Lavender Bay (Progress), 473 .....	3	15	
Proposed Amendments in Electoral Act of 1858 (Progress), 477 .....	1	733	
Reserves under Crown Lands Alienation Act (Progress), 477 .....	3	77	
<b>RESERVES (See "CROWN LANDS.")</b>			
<b>RESIGNATION ("See "MINISTRY"; also "SPEAKER.")</b>			
<b>RESOLUTIONS :—</b>			
<b>FROM COMMITTEE OF THE WHOLE :—</b>			
Reported, 52, 98 (2), 107 (2), 156 (2), 165, 174, 220, 295, 374, 421, 429, 474.			
Agreed to, 69, 106 (2), 107 (2), 156, 165, 174, 180, 220, 304, 421, 422, 474.			
<b>FROM COMMITTEE OF WAYS AND MEANS :—</b>			
Reported, 210, 234, 235 (2), 465.			
Agreed to, 235 (3), 466.			
<b>FROM COMMITTEE OF SUPPLY :—</b>			
Reported, 235, 341, 365, 369, 421, 430, 456.			
Agreed to, 235, 341, 436, 447, 463, 465.			
<b>RESOURCES (See "MINERAL.")</b>			
<b>RETIREMENT (See "SPEAKER.")</b>			
<b>RETRENCHMENT :—</b>			
<b>IN THE PUBLIC EXPENDITURE :—</b>			
Correspondence respecting, laid on Table, 279 .....	1	615	
<b>REVENUE, CONSOLIDATED FUND BILL (See "CONSOLIDATED"; also "NORTHERN.")</b>			
<b>RICE (See "TARIFF.")</b>			
<b>RIORDAN, CHARLES (See "GRIEVANCES.")</b>			
<b>RIVERINE DISTRICT :—</b>			
Despatch respecting separation of, from New South Wales, laid on Table, 292.	1	663	
Motion made for Correspondence with the Secretary of State for the Colonies in reference to, 364; laid on Table, 386 .....	1	665	
<b>ROADS :—</b>			
Report from Commissioner for, laid on Table, 138 .....	1	941	
<b>AND RAILWAY RETURNS :—</b>			
Return to Order ( <i>last Session</i> ), laid on Table, 10 .....	1	925	
<b>MONEYS VOTED FOR :—</b>			
Motion made for Return shewing amount of, unexpended, 52.			
<b>IN CAMPBELLTOWN DISTRICT :—</b>			
Petition presented from unemployed, praying the expenditure of sums voted for repair of, 58.			



VOTES AND PROCEEDINGS (REFERENCES TO)—VOL. I.		PAPERS.	
		VOL.	PAGE.
<b>R</b>			
<b>ROADS (continued):—</b>			
<b>SUBORDINATE AND MINOR:—</b>			
Return specifying Balances on Minor; laid on Table 114, 131 .....	1	927, 929	
Schedule of Classification of Subordinate; laid on Table, 364.....	1	931	
Ditto ditto Roads Branch; laid on Table, 364.....	1	937	
Motion made for Committee of the Whole to consider an Address for money for the construction of, 132; House in Committee, and resolution reported, 156; agreed to, 165.			
Motion made for Report from Engineer of Roads, relative to non-expenditure of Money voted for Northern Districts, 162; laid on Table, 209 .....	1	939	
<b>RESERVATIONS FOR, IN DEEDS OF GRANT:—</b>			
Resolutions moved in reference to, and Debate adjourned, 163; Debate resumed and concluded, 294.			
<b>LAND TAKEN FOR PUBLIC:—</b>			
Motion made for copies of Correspondence with Mrs. Susan Oakes, in reference to, 326.			
<b>TO BURRAGORANG:—</b>			
Motion made for a Committee of the Whole to consider an Address for Funds for, 354; House in Committee, and Resolution reported, 374; agreed to, 422.			
<b>TRUST ACCOUNTS:—</b>			
Laid on Table, 162 .....	1	961	
<b>CAMPBELLTOWN TRUST:—</b>			
Motion made for Correspondence in reference to appointment of Trustees, 326; laid on Table, 472. ....	1	967	
<b>ROBERTSON, JOHN, ESQ.:—</b>			
Writ certifying Return of, as Member, 1; sworn as Member, 33; seat vacated by acceptance of office, 265.			
<b>ROD (See "USHER.")</b>			
<b>ROPER, MR. W.:—</b>			
Motion made for depositions taken in connection with the confinement and death of, 325; laid on Table, 481 .....	3	689	
<b>RULES:—</b>			
<b>OF COURT:—</b>			
Laid on Table, 16, 441, 481 .....	1	745, 747, 759	
<b>RUN (See "CROWN LANDS.")</b>			
<b>RUSK, T. D. (See "GRIEVANCES.")</b>			
<b>RUTTER, MRS. C. (See "GRIEVANCES.")</b>			
<b>S</b>			
<b>SALARIES:—</b>			
<b>OF FUTURE GOVERNORS AND MINISTERS:—</b>			
Resolution moved in reference to, and House counted out, 45; Resolution again moved, 105.			
<b>CIVIL EMPLOYEES:—</b>			
Motion made for Return shewing names and salaries of, 234; laid on Table, 292 .....	1	709	
<b>SALE, SECRET BILLS OF, AMENDED PREVENTION BILL (See "AMENDED.")</b>			
<b>SALMON, T. A. (See "ADMINISTRATION OF JUSTICE.")</b>			
<b>SAMUEL, SAUL, ESQ.:—</b>			
Issue of Writ for Wellington, in room of, reported, 1; Writ returned, and Member sworn, 49.			
<b>SCAB:—</b>			
<b>IN SHEEP:—</b>			
Motion made for Return shewing the number of, infected with, in the Colony, on 1st November, 1865, 138; laid on Table, 162. ....	3	277	
Regulations under Act of 1863, laid on Table, 218 .....	3	279	
<b>SCAB IN SHEEP ACT CONTINUATION AND AMENDMENT BILL:—</b>			
Motion made for Committee of the Whole to consider the propriety of introducing, 187; House in Committee, Resolution reported, and agreed to, 220; Bill presented, and read 1 <sup>o</sup> , 220; Message No. 5, from Governor, in reference to, 225; Bill read 2 <sup>o</sup> , committed, reported, and Report adopted, 227; read 3 <sup>o</sup> , passed, and sent to Legislative Council, 233; returned by Council with an Amendment, 251; House in Committee, Amendment agreed to, 252; Message to Council, 252; Assent reported, 279 .....	3	281	
<b>SCHEDULE:—</b>			
<b>OF AMENDMENTS:—</b>			
Made by Council, in Bills from Assembly, 251, 252, 341, 393, 430, 457, 476.			
Made by Assembly in Bills from Council, 316, 354, 392.			
<b>SCHOOL (See "CHURCH AND SCHOOL.")</b>			
<b>SCOTS CHURCH SYDNEY EXCHANGE OF LAND LEGALIZING BILL (See "EXCHANGE.")</b>			
<b>SCOTT (See "ADMINISTRATION OF JUSTICE.")</b>			
<b>SEAT:—</b>			
VACATED, 2, 265, 285, 472.			
<b>SECRETARY (See "COLONIAL.")</b>			
<b>SECRET BILLS OF SALE, AMENDED, PREVENTION BILL (See "AMENDED.")</b>			
<b>SELECTIONS (See "CROWN LANDS.")</b>			
<b>SESSION:—</b>			
OPENING OF, 1.			
CLOSING OF, 483.			

VOTES AND PROCEEDINGS (REFERENCES TO)—VOL. I.	PAPERS.	
	VOL.	PAGE.
<b>S</b>		
<b>SESSIONAL:—</b>		
<b>ORDERS:—</b>		
Business Days, 10.		
Days for Precedence of Government Business, 10, 443.		
Days for Precedence of Private Business, 10.		
Formal Motions and Orders of the Day, 10.		
Resumption of Committee of Supply, 11.		
Ditto,                                 Ways and Means, 11.		
Transmission of Messages between the two Houses, 11.		
Balloting for Select Committees, 11.		
Entry of Questions and Answers on Votes, 11.		
Vote of Chairman of Select Committee on Private Bill, 11.		
Library Committee, 11, 50.		
Standing Orders Committee, 11, 50.		
Refreshment Room Committee, 11.		
<b>SEWERAGE:—</b>		
<b>AND WATER SUPPLY:—</b>		
Report upon, for 1865, laid on Table, 386. ....	3	339
<b>SHORTHAND WRITER:—</b>		
Leave granted to accompany Committee on Visits of inspection, 225.		
<b>SHOVELLER (See "ADMINISTRATION OF JUSTICE.")</b>		
<b>SMALL DEBTS RECOVERY AMENDMENT BILL:—</b>		
Motion made for leave to introduce and leave granted, 123; presented and read 1 <sup>o</sup> , 123; read 2 <sup>o</sup> , Committed and Progress reported, 156, 219; House in Committee and no Report made, 347.		
<b>SMOKE NUISANCE ABATEMENT BILL:—</b>		
Received from Legislative Council, read 1 <sup>o</sup> , 181; read 2 <sup>o</sup> , Committed, reported with an Amendment, and report adopted, 310, read 3 <sup>o</sup> , passed and returned to Council with an Amendment, 316; Message from Council communicating agreement to Amendment, 341; Assent reported, 483.		
<b>SPEAKER:—</b>		
Reports issue of Writs, 1, 291.		
Reports return of Writs, 1, 2, 49, 67, 285, 291.		
Governor's Speech on opening Parliament read by, 3.		
Reports Proclamation declaring Election valid, 2.		
Reports Presentation of Address in reply to Governor's opening Speech, 9.		
Reports resignation of Seat, 471.		
Casting Vote given by, 463 (2), 474.		
<b>WARRANT OF:—</b>		
Appointing Committee of Elections and Qualifications, 2, 235; maturity of, reported, and Members sworn, 25, 316, 324.		
<b>RETIREMENT OF:—</b>		
Address of the Honorable John Hay, Esquire, upon the, 27; Letter from, reported by Clerk, 33.		
<b>ELECTION OF W. M. ARNOLD, ESQUIRE, AS, 33.</b>		
Presented to Governor, 37.		
Commission to administer oath to Members, 39.		
<b>VOICE OF THANKS TO JOHN HAY, ESQUIRE:—</b>		
Motion made for, and carried, 45; Speaker reports communication of, 57; Letter in reply, reported, 83.		
<b>RULING OF:—</b>		
In reference to,—		
Bill containing clauses for the appropriation of Public Money, 85, 114, 131.		
Amendment proposed not being relevant to a Bill under consideration, 98.		
Address to the Crown in relation to a Bill depending before Parliament, 98.		
Allusions to matter pending before Committee of the Whole, 173.		
Clause introduced in Bill by Council interfering with privileges of Assembly, 252.		
Questions put to Ministers, 386.		
Bill relating to Trade, 429.		
<b>DEPUTY:—</b>		
Commission to administer oath, read by Clerk, 25.		
<b>SPEECH:—</b>		
<b>OF GOVERNOR:—</b>		
On opening Parliament, 3; Address in reply, 4; presented and reply reported, 9.		
<b>OF SPEAKER:—</b>		
On retirement from office, 27.		
<b>SPIRITS (See "TARIFF.")</b>		
<b>SPIRITS, COLONIAL, DUTY BILL (See "COLONIAL.")</b>		
<b>SPRATT (See "ADMINISTRATION OF JUSTICE.")</b>		
<b>STAMPS:—</b>		
<b>DUTIES ACT:—</b>		
Regulations under, laid on Table, 145, 326 .....	3	467, 487
Motion made for Return shewing the expense of bringing into operation, 50; laid on Table, 242.....	3	489
Treasury Minute (Exemption of widows) laid on Table, 279 .....	3	491
<b>COMMISSIONER FOR:—</b>		
Motion made for Correspondence relative to dismissal of, 106; laid on Table, 138	1	607
<b>STANDARD:—</b>		
<b>WEIGHT OF THE BUSHEL OF MAIZE:—</b>		
Petition presented from the Lower Hawkesbury, praying the establishment of 22; ordered to be printed, 27 .....	3	393
Clarence River, 27; ordered to be printed, 39.....	3	395
Hawkesbury, 53; ordered to be printed, 84.....	3	397
Williams River District, 84; ordered to be printed, 92.....	3	399
<b>WEIGHTS FOR AGRICULTURAL PRODUCE:—</b>		
Select Committee appointed to inquire into the propriety of the introduction of a Bill to fix, 92; power granted to send for persons and papers, 104; Petitions referred, 104; Report brought up, 355 .....	3	401

VOTES AND PROCEEDINGS (REFERENCES TO)—VOL. I.		PAPERS.	
		VOL.	PAGE.
<b>S</b>			
<b>STANDARD WEIGHT OF MAIZE, WHEAT, BARLEY, AND OATS BILL:—</b>	Motion made for leave to introduce, and leave granted, 369; presented and read 1 <sup>o</sup> , 406; Speaker rules introduction of, informal, 429; Bill discharged, 429.		
<b>STANDING ORDERS:—</b>	Committee appointed, 11; suspension of, 234, 252, 462; Members substituted, 50, 302.		
	Question as to the propriety of dispensing with the 65th Standing Order referred to, 76; Report brought up, 172; adopted, 179.....	1	603
<b>STATE AID (See "RELIGION.")</b>			
<b>STATISTICAL:—</b>	REGISTER laid on Table, 97.....	2	317
<b>STATISTICS (See "CROWN LANDS"; also "GAOL.")</b>			
<b>STEAM, CLARENCE AND NEW ENGLAND, NAVIGATION COMPANY'S BILL (See "CLARENCE.")</b>			
<b>PARRAMATTA RIVER COMPANY'S BILL (See "PARRAMATTA.")</b>			
<b>POSTAL SERVICE <i>vid</i> SUEZ:—</b>	Amendment moved, on Motion for Committee of Supply, in reference to the Contract for, 242.		
	Despatch conveying Contract with P. and O. Company for, laid on Table, 292 .....	2	167
	Correspondence between Victoria and New South Wales, respecting, laid on Table, 341 .....	2	173
<b>POSTAL SERVICE <i>vid</i> PANAMA:—</b>	Correspondence respecting, laid on Table, 381 .....	2	175
	Resolution moved in reference to, and negatived, 381, 479.		
<b>ST. JOHN'S (See "MUNICIPALITIES.")</b>			
<b>ST. PAUL'S (See "MUNICIPALITIES.")</b>			
<b>SUBORDINATE (See "ROADS.")</b>			
<b>SUEZ (See "STEAM"; also "POSTAL.")</b>			
<b>SUPERANNUATION:—</b>	GRANTED UNDER 27 VIC., No. 11:—		
	Motion made for papers connected with the Superannuation of Messrs. Hunt, Greenhill, Wilkinson, Ferguson, Crook, Crummer, Kingsmill, Lennon, Nelson, Mayne, and Christie, 39; laid on Table, 138 .....	3	431
	Account current of the, Fund for 1865, laid on Table, 292 .....	3	463
	Resolutions moved in reference to Allowances under the, Act, 332; rescinded, 472.		
<b>SUPPLY:—</b>	Days for Committee of, appointed, 11.		
	House in Committee of, 147, 235, 341, 342, 365, 369, 387, 393, 414, 421, 430, 437, 447, 456.		
	Resolution reported from Committee of, 235, 341, 365, 369, 421, 430, 456.		
	Resolutions agreed to, 235, 341, 436, 447, 463, 465.		
	Amendment moved on motion for Committee of, 242, 365, 414.		
	Order of the Day discharged, 466.		
<b>SUPREME COURT:—</b>	RULES OF:—		
	Laid on Table, 16, 441, 481.....	1	745, 747, 759
<b>SURVEY (See also "RAILWAY.")</b>	GEODETIC:—		
	Report from Astronomer, recommending completion of, laid on Table, 145....	3	9
<b>SURVEYOR (See "GRIEVANCES.")</b>			
<b>SURVEYS:—</b>	PUBLIC:—		
	Report from Deputy Surveyor General in reference to the state of, laid on Table, 145 .....	3	1
<b>SUSPENSION (See "STANDING ORDERS.")</b>			
<b>SYDNEY (See "UNIVERSITY," "GRAMMAR SCHOOL," "MINT"; also "CORPORATION.")</b>	WEST:—		
	Issue of Writ for Vacancy in Electorate of, reported, 1; Return of ditto, 1, 285; Member for, sworn, 2, 33, 291, 293; Seat for, vacated by acceptance of office, 265, 236.		
<b>SYDNEY MARINE INSURANCE COMPANY'S INCORPORATION BILL:—</b>	Received from Legislative Council and read 1 <sup>o</sup> , 303; read 2 <sup>o</sup> , Committed, reported, and Report adopted, 347; read 3 <sup>o</sup> , passed, and returned to Council, without amendment, 354; Assent reported, 483.		
<b>SYDNEY MUNICIPAL COUNCIL POWERS EXTENSION BILL:—</b>	Motion made for leave to introduce, and leave granted, 392; presented and read 1 <sup>o</sup> , 407; Order of the Day for second reading and Bill discharged, 474.		
<b>T</b>			
<b>TANNERIES (See "WILSHIRE.")</b>			
<b>TARBAN CREEK (See "LUNATIC.")</b>			
<b>TARIFF:—</b>	Petition presented in reference to, from Tobacco Manufacturers, 161; ordered to be printed, 161 .....	3	493
	Do. do., from Licensed Victuallers, 163; ordered to be printed, 173 .....	3	495
	Do. do., Public Meeting in Sydney, 173, 194; ordered to be printed, 180 .....	3	497
	Resolutions embodying, reported from Committee of Ways and Means, 234, 235.		
<b>TAX (See "DOGS.")</b>			

VOTES AND PROCEEDINGS (REFERENCES TO)—VOL. I.		PAPERS.	
	VOL.	PAGE.	
<b>T</b>			
TELEGRAPH :—			
ELECTRIC :—			
Report from Superintendent, for 1863-4, laid on Table, 138.....	2	201	
Return in connection with working of, laid on Table, 172 .....	2	15	
TENANTS (See "CROWN LANDS.")			
THANKS (See "SPEAKER.")			
THOMSON, THE HON. E. DEAS :—			
Message requesting attendance of, before Select Committee, 68; reply, 91.			
TIMBER :—			
LICENSES TO CUT :—			
Resolution moved in reference to fees charged for, 356; transmitted to Governor by Address, 406.			
TITLE :—			
Amendment of, made in Bill, 251, 375.			
TOBACCO (See "TARIFF.")			
TOTAILLA RUN (See "CROWN LANDS.")			
TOWNS (See "CROWN LANDS.")			
TRAMWAY (See "PITT-STREET.")			
TREASURER (See "COLONIAL.")			
TREASURY (See "FINANCE.")			
TREES (See "DISEASE.")			
TRIALS, NEW LIMITATION BILL (See "NEW.")			
TRIENNIAL PARLIAMENT BILL :—			
Motion made for leave to introduce, and leave granted, 194; presented and read 1 <sup>o</sup> , 201; Order of the Day for second reading and Bill discharged, 347.			
TRUST (See "ROADS.")			
TULCUMBAH (See "CROWN LANDS.")			
<b>U</b>			
ULTIMO (See "RAILWAY.")			
UNIVERSITY :—			
SYDNEY :—			
Motion made for Correspondence respecting the practice of coaching at, 381.			
USHER :—			
OF BLACK ROD :—			
Delivers Message from Governor, 2.			
<b>V</b>			
VACANT (See "SEAT.")			
VERDICTS AMENDMENT BILL :—			
Motion made for leave to introduce, and leave granted, 309; presented and read 1 <sup>o</sup> , 310; Order of the Day for second reading read, and House counted out, 348; Motion made for second reading, and Debate adjourned, 398; Debate resumed, and Motion negatived, 429.			
VILLAGES (See "CROWN LANDS.")			
VOLUNTEER :—			
CORPS :—			
Despatch relative to, laid on Table, 292.....	1	863	
VOLUNTEER BILL :—			
Motion made for a Committee of the Whole to consider the propriety of introducing, 98; Order of the Day for Committee discharged, 304.			
VOTE :—			
Of Chairman of Select Committee ( <i>Sessional Order</i> ), 11.			
OF THANKS, 45, 57, 83.			
OF CENSURE, 173, 180, 187, 194, 202, 210, 265.			
OF SPEAKER, 463 (2), 474.			
OF CREDIT (See "CONSOLIDATED REVENUE FUND BILL.")			
VOTES :—			
Entry of Questions and Answers upon ( <i>Sessional Order</i> ), 11.			
<b>W</b>			
WADE, GEORGE (See "GRIEVANCES.")			
WALLALLA (See "CROWN LANDS.")			
WARDERS (See "GAOL.")			
WARRANT (See "SPEAKER.")			
WATER (See "CORPORATION.")			
WATERVIEW BAY (See "EXPLOSION.")			
WAYS AND MEANS :—			
Sessional Order in reference to, 11.			
Estimates of, for 1866, laid on Table, 146, 341 .....			
House in Committee of, 146, 210, 341, 465.			
Resolutions reported from Committee of, 210, 235 (2), 465.			
Resolutions agreed to, 235 (3), 466.			
Amendment moved on motion for Committee of, 173, 180, 187, 194, 202, 210, 465.			
Suspension of Standing Orders in reference to, 234.			
Order of the Day discharged, 466.			

VOTES AND PROCEEDINGS (REFERENCES TO)—VOL. I.	PAPERS.	
	VOL.	PAGE.
<b>W</b>		
WEEKES, THE HON. E. C. :— Message requesting attendance of before Select Committee, 68; Reply, 91.		
WEIGHT (See "STANDARD.")		
WELLINGTON (See "SAMUEL.")		
WENTWORTH (See "POLICE MAGISTRATE.")		
WHARF (See "BRIDGE.")		
WHEAT (See "STANDARD.")		
WILKINSON (See "SUPERANNUATION.")		
WILLIAMS, THE (See "BURDEKIN"; also "MANTON.")		
WILSHIRE, Mr. A. F. :— TANNERIES :— Motion made for adoption of Report of Select Committee ( <i>last Session</i> ), 69.		
WILSON J. B., ESQ. :— Acceptance of office by, 285; seat declared vacant, 286; sworn as Member, 291.		
WINDEYER W. C., ESQ. :— Return of Writ of Election of, reported, 285; sworn as Member, 293.		
WINDSOR (See "BRIDGE.")		
WINES (See "TARIFF.")		
WITNESSES (See "COUNCIL.")		
WOOLLEY, THE LATE REV. DR. :— Motion made for Committee of the whole to consider an Address in aid of the family of the late Professor, 455; House in Committee,—no Report made, 474.		
WOLLONGONG (See "HARBOURS.")		
WRITS :— Issue of, reported by Speaker, 1. Return of, reported, 1, 49, 67, 285, 291. Irregularity in return of, reported, 2.		
<b>Y</b>		
YASS :— ELECTORATE OF :— Seat for, declared vacant, 2, 286. Return of Writ reported, 67, 291; Member sworn, 67, 291. Polling places cancelled in Electorate of, laid on Table, 9 .....	1	731
GAOL (See "GAOL.")		

1865.

---

LEGISLATIVE ASSEMBLY.

NEW SOUTH WALES.

---

## GREAT NORTHERN RAILWAY.

(RETURN RELATIVE TO.)

---

*Ordered by the Legislative Assembly to be Printed, 25 October, 1865.*

---

RETURN to an *Order* made by the Honorable the Legislative Assembly of New South Wales, dated 24 March, 1865, That there be laid upon the Table of this House,—

“(1.) A Return of the Total Amount expended in the construction of the Northern Line of Railway, so far as it is now open for traffic.

“(2.) The number of miles now open for traffic, and the length of the Extension now contracted for, together with the estimated cost of such Extension.

“(3.) The Total Receipts from the Northern Line for the last twelve months.”

(*Mr. White.*)

---

# GREAT NORTHERN RAILWAY.

## RETURN of RAILWAY EXPENDITURE and RECEIPTS, &c.

Amount expended from Newcastle to Singleton and Morpeeth.	Total Receipts, from 1st January to 31st Decem- ber, 1864.	Extension contracted for, with estimated Cost.,		No. of Miles open for Traffic.			REMARKS.
		Miles.	Estimated Cost.	Morpeeth Line.	Newcastle to Singleton.	Total Miles.	
£   s.   d.	£   s.   d.		£   s.   d.				
*748,792   1   2	57,410   5   0	31½	250,000   0   0	3	49	52	*This expenditure includes all sums charged against the Votes passed for constructing the Line, but does not include Rolling Stock and Machinery.

*Railway Office, Sydney,  
23rd October, 1865.*

R. C. WALKER,  
Accountant.

1865.

LEGISLATIVE ASSEMBLY.

NEW SOUTH WALES.

## RAILWAYS.

(CAPTAIN MAYNE'S REPORT UPON ALLEGED OVERCHARGES IN THE PURCHASE OF RAILWAY IRON IN ENGLAND.)

*Ordered by the Legislative Assembly to be Printed, 27 October, 1865.*

REPRESENTATIVE AGENT to UNDER SECRETARY FOR PUBLIC WORKS.

(No. 6.)

36, Cannon-street, London,

24 April, 1865.

SIR,

Having reference to your letter of the 21st November, 1864, I have the honor to enclose, for the information of the Honorable the Secretary for Public Works, my Report on the purchases of Railway Iron for the Government of New South Wales.

I have, &c.,

W. C. MAYNE,

Agent for the Colony of New South Wales.

[Enclosure.]

### REPORT.

IN pursuance of the instructions of the Honorable the Secretary for Public Works, under date the 21st of November last, "on my arrival in England to investigate into, and report upon, all the circumstances connected with the purchases of Railway Iron, and the actual value of the rails and chairs so purchased," I lost no time, after reaching London, in addressing myself to the inquiry directed.

2. Mr. Hamilton having, in his letter of the 26th of January last, placed the Government in possession of full and detailed information respecting the mode of obtaining and dealing with Tenders for Railway Iron, has rendered it unnecessary for me, as regards that, to do more than (referring the Secretary for Public Works to that communication) to state; in addition, that I have seen and examined the specifications, the tenders, and Captain Galton's Abstracts of these, with the accepted Tenders noted; and that, following the acceptance, I have seen and examined the reports made from time to time by Mr. Fowler's assistants, detailing their supervision and inspection of the work in progress at the factories, the tests they applied, and the results; all these leaving no room to doubt that watchful supervision was exercised, and stringent means adopted to secure the material being in each case in strict accordance with the specification.

Mr. Hamilton has also, in his letter of the 26th of January last, so fully disposed of the question of the difference between the prices quoted in the *Economist* and those charged to New South Wales, that it is unnecessary for me to encumber this report by repeating (as substantially I could but do) what he has written on the subject. I have only to say, that all my information entirely bears out what he has stated on the general question of difference between quoted prices and those for material under stringent conditions.



3. Proceeding to the question of prices paid for, and actual value of, the Railway Iron supplied, I sought and obtained introductions to gentlemen largely connected with Railways here, competent to afford me the information I desired, and thoroughly reliable, from position, experience, and absolute disinterestedness as regarded the matters and persons involved.

The first of those to whom I applied for information (having been introduced to him by a relative of mine) was Mr. Henry Woodhouse, Resident Engineer of the Southern Division of the London and North-western Railway Company.

Mr. Woodhouse has charge of some 600 miles of rail, over which passes a traffic certainly greater than that over any other 600 miles in the world; his practical experience of all that is connected with permanent way material is, consequently, wide and ample; his intelligence and capacity are vouched by his having, for years, and to the entire satisfaction of the great Company he serves, held the important office he fills.

Proceeding to Stafford for the purpose, I had an interview with Mr. Woodhouse; and having placed in his hands the specifications, several of the tenders, the quantities of and prices paid for permanent way material supplied to the Government of New South Wales, during the years 1859, 1860, 1861, 1862, and 1863,—having also handed to him the official report as to the quality of the material (read to the Assembly by Mr. Secretary Holroyd), together with his (Mr. Holroyd's) reported testimony as to the state of the rails after five or six years' wear, with a request that he would, after having gone through and considered the whole matter, favour me with his opinion as to the prices charged and paid,—and having, in subsequent interviews with Mr. Woodhouse, after he had read and carefully considered the papers, discussed the matter in detail, and at considerable length,—he gave it to me as his distinct opinion, having regard to the specifications requiring an exceptional make of rail, to the tests being very severe, to the quality of the material as proved by those tests and by actual wear, and to *all* the circumstances, that, with the exception of one lot of 94 tons, the prices charged and paid were not in excess of the current rates of the periods, for material of the quality supplied, or more than sufficient to give that reasonable and fair profit which the iron, and every other trade properly and prudently conducted, has a right to claim and to secure.

4. The following were, I have satisfied myself, the circumstances in which the 94 tons referred to in the preceding paragraph were obtained.

Capt. Galton mentioned, in a communication to Mr. Fowler, that Lord Dudley's works were making very good iron, and finding that no tender had been sent in from those works, recurred to the subject, in a second communication to Mr. Fowler.

Lord Dudley's manager then tendered, "as a sample," to supply 100 tons at £9 per ton, and the tender was accepted for 94 tons by Capt. Galton, doubtless for the purpose of testing the quality of the iron that had been mentioned to him as very good. The result of the experiment I have no means of tracing, but I conclude that the Railway Department can furnish it.

5. Considering it desirable to have a second, entirely impartial, independent, and reliable opinion, drawn from comparison of the prices paid by Railway Companies in England with those paid by the Government of New South Wales, I obtained an introduction to Mr. Forbes, the General Manager of the London, Chatham, and Dover Railway (a gentleman standing high in estimation for ability, experience, and intimate practical acquaintance with all connected with railway management), and placed in his hands the whole of the documents which I had submitted to Mr. Woodhouse, with a request that he would have a comparison of the prices made, and would favour me with his opinion on the whole question.

Mr. Forbes very kindly consented to do so, and placed the matter for comparison in the hands of an assistant whom he knew to be perfectly competent to the task.

Having carefully analyzed the comparison made between the prices paid at periods the most nearly approaching each other, by some of the great Railway Companies of England and by the Government of New South Wales,—and having considered the documents I had put before him,—Mr. Forbes gave it to me as his distinct opinion that, in the cases where the prices charged to New South Wales were higher than those charged to the English Companies, the difference was fully and satisfactorily accounted for by the different conditions and circumstances; and, having regard to the generally stringent nature of the specifications, but especially to one particular condition in them not usual, but decidedly favourable to the Government (a condition to which contractors are extremely averse, as involving possible loss to a considerable amount, and for which they would certainly charge an increased rate),—to the severity of the tests, which, from Mr. Fowler's known character as to supervision and inspection, contractors would regard as certain to be applied to the quality of the material furnished, proved by actual wear,—to the difference to be taken into calculation on account of delivery at the docks instead of at the railway station (involving certain additional cost and possible delay and loss to the contractors),—and to *all* the circumstances,—that the prices paid by the Government of New South Wales for the material supplied were not in excess of the current rates of the periods, for material of equal quality, and that the Colony had been uprightly and fairly dealt with in the matter.

6. The special condition in the specifications referred to as unusual, and disliked by contractors, is to be found where, after stringent provision for supervision and testing *at the contractor's works*, the specifications go on to say, "but notwithstanding such tests and inspection, any rails may be rejected on delivery, which, in his (Mr. Fowler's) judgment, are defective in any respect; and if labour should be required for turning over and examining the rails at the port of delivery, the manufacturer is to supply it."

This,

This, it will be seen, continues the liability of the contractors to have the rails (under the terms of the specifications, without appeal) thrown back upon their hands, after having incurred the cost of carriage to the port; and to have either to sell them, thus depreciated by rejection, at any price obtainable, or to incur the further cost of carriage back.

The insertion of such a condition shews, I consider, that Mr. Fowler has sought very carefully to guard the interest of the Colony in the matter, and has not sought to court or conciliate the contractors.

The importance and value of stringent and well-considered measures to secure permanent way material of the kind best suited to the particular traffic, and, in a special degree, of lasting quality, in a case where freight and labour so materially enhance prime cost, are so obvious that they cannot fail to be recognized.

7. Mr. Fowler, it is right to mention, has the character of carrying out very rigid supervision and inspection, and of applying severe tests; and this is a matter which, I have had conclusive proof afforded me, materially weighs with contractors in making their tenders.

As direct evidence of this, I may mention that I have seen the letter to a Railway Company from a manufacturer who had agreed to furnish material at a certain price, and who, on finding that it was to be subject to the supervision and tests of a particular engineer (not Mr. Fowler, but one having a like character for strictness), drew back from his agreement; but—and this as a concession in the circumstances—offered to furnish the material, subject to the required supervision and tests, at a rate, however, fifteen shillings per ton over the price named before he was aware of who the inspecting engineer was to be.

8. Every person with whom I have been in communication respecting the matters involved in my inquiry, has, on being told that the tenders had been invited and dealt with by Captain Galton, on the instant said that, such being the case, the Colony had the very highest guarantee that universally recognized professional ability, exalted character, and unblemished honor, could afford.

9. Mr. Fowler's high professional standing, his very large and profitable employment, dependent on upright discharge of duty, his character for strict and watchful supervision, all afford guarantees for a faithful discharge of professional duty; and the stringent nature of his specifications, and the facts, prove that such discharge of it has not been wanting.

10. Guided, then, by the concurring opinions I have given, emanating from able, experienced, and practical men, after investigation and consideration of the matter submitted to them, and having regard also to *all* the facts and circumstances, I have to report that I consider it beyond doubt that, in the purchase of permanent way material during the periods in question, the Colony was zealously, faithfully, and efficiently served, and was not charged, for the material supplied, prices in excess of the fair current rates of the periods, for material of the quality obtained under the particular specifications in force.

W. C. MAYNE,  
Agent for the Colony of New South Wales.

24th April, 1865.



1865-6.

LEGISLATIVE ASSEMBLY.

NEW SOUTH WALES.

## RAILWAYS.

(COPIES OF ALL COMMUNICATIONS FROM CAPTAIN MAYNE, RELATIVE TO ALLEGED OVERCHARGES IN THE PURCHASE OF RAILWAY IRON IN ENGLAND.)

*Ordered by the Legislative Assembly to be Printed, 9 January, 1866.*

[Copies of all communications from Captain Mayne to the Government of New South Wales, in reference to the alleged overcharges for Railway Iron.]

W. C. MAYNE, Esq., REPRESENTATIVE AGENT OF NEW SOUTH WALES, to UNDER SECRETARY FOR PUBLIC WORKS.

*New South Wales Agency,  
36, Cannon-street, London, E. C.,  
13 February, 1865.*

SIR,

Having reference to the letter of the 22nd of October last, from the Honorable the Secretary for Public Works, to my predecessor, instructing him at once to dispense with Mr. John Fowler's services as Inspector of railway stock,—to have any orders for railway materials transmitted by the same mail executed under the superintendence and inspection of a leading London broker in the iron trade,—as regarded orders for railway materials previously transmitted, to stop, so far as practicable, the execution of contracts for such until further orders,—in case of such as could not be stopped, doing nothing without consultation with a leading London broker, as before mentioned,—and, if the advice and opinion of an engineer should be required in reference to orders still outstanding, to employ an experienced gentleman in lieu of Mr. Fowler,—I have the honor to state, for your information, that it is not, in the case of any of the orders for railway materials, practicable to stop the execution of the contracts; and that the terms of these, involving, as they do, payment under Mr. Fowler's certificate, preclude, till the completion of those contracts, dispensing with Mr. Fowler's services.

2. Regarding the instruction touching superintendence and inspection by a leading London broker in the iron trade, I have to state that the services indicated are, I am informed, entirely beside those of a broker; and that all the inquiries I have made, lead me to the conclusion that to employ the services of a broker in the carrying out of contracts for the permanent way material and rolling stock, would merely include the additional charge of a brokerage commission, without any one safeguard or advantage whatever.

3. As regards the instruction for the employment of another engineer in lieu of Mr. Fowler, in cases in which the advice and opinion of one should be required in reference to orders still outstanding, I have (referring you to what I have stated in par. 1, as to the impossibility of setting aside Mr. Fowler, so far as existing contracts are concerned) to point out that compliance with that instruction would involve expense to an amount which cannot, I am confident, have been foreseen, and this without any commensurate advantage. As I have already explained, the existing contracts render imperative payment under Mr. Fowler's certificate; and such payment the contractors would demand and enforce, whatever might be the report made by any other engineer after inspection and trial of the material in stock.

Such inspection and trial could, it is obvious, be made only after delivery by the contractors; that delivery, in terms of the contracts, is to be "alongside" the ship. Now, observe what this, in the case of the engines (12 in number) now in course of construction and delivery, would, after delivery "alongside," involve. 1st. The removal from the wharf (not without risk) of cases of such weight and dimensions as are those containing locomotives packed for a voyage to Australia; 2nd, The several processes of unpacking, taking to pieces (indispensable for inspection of any value), putting together again; after this, actual testing on rails (only to be effected on a railway line, or in a contractor's workshop or yard), then repacking, and final removal back to the wharf.

The expense of all this, added to the charge by the engineer employed, for his time and professional services in making detailed inspection, would be so very serious that, having regard to all that fulfilment of the instruction would and might involve, I feel it to be my duty, in the exercise of the discretion with which, at such a distance, an Agent must be invested, to suspend acting on the instruction in question until I receive further orders on the subject.

I have, &c.,

W. C. MAYNE.

W. C. MAYNE, Esq., REPRESENTATIVE AGENT OF NEW SOUTH WALES, to UNDER SECRETARY FOR PUBLIC WORKS.

*New South Wales Agency,  
36, Cannon-street, London,  
22 February, 1865.*

SIR,

Having reference to your letter of the 21st November last, conveying to me the instructions of the Honorable the Secretary for Public Works, on my arrival in England to investigate and report upon the purchases of the permanent way material for Government of New South Wales,—I have the honor to inform you that, though I have used every exertion to carry out those instructions, the steps I have taken to that end have not yet placed me in a position to arrive at a definite conclusion, and to make my report on the subject, for the information of the Secretary.

2. It must be borne in mind that those to whom I have to address my inquiries, and from whom I have to seek information on the subject, are for the most part gentlemen weighted with their own pressing and important business, to whose leisure and convenience I am obliged entirely to defer.

3. I have already had to make one journey into Staffordshire, to obtain a personal interview with one of those gentlemen, and I expect to have to repeat it to procure further information from him.

4. By the March mail, however, I have every hope that I shall be able to report the result of my investigation, for the information of the Honorable the Secretary for Public Works.

5. Before closing an inquiry entrusted to me, I have always guarded myself from forming a conclusive judgment or committing myself to a positive expression of opinion, and I do so now; but in the special circumstances of this case, I consider it open to me, and right to state, that the result of all my inquiries hitherto tends towards establishing the *bona fides* with which the purchases of the permanent way materials for the Government have been made.

6. In these circumstances, referring you to Mr. Hamilton's recent communications respecting Mr. Fowler, and to my letter of the 13th instant, I would submit, for the consideration of the Honorable the Secretary for Public Works, the expediency of so far modifying the instructions conveyed to my predecessor, in Mr. Secretary Holroyd's letter of the 22nd October last, as to make the dispensing with Mr. Fowler's services as Inspector of railway iron, plant, and rolling stock, dependent on the result of the inquiry in which I am now engaged, and on the final decision of the Executive.

On this point it is very desirable that I shall be favoured with a reply by the mail to be despatched from Sydney on the 22nd April.

I have, &c.,

W. C. MAYNE,  
Agent for the Colony of New South Wales.

W. C. MAYNE, Esq., REPRESENTATIVE AGENT OF NEW SOUTH WALES, to UNDER SECRETARY FOR PUBLIC WORKS.

(No. 4.)

*36, Cannon-street, London, E.C.,  
22 March, 1865.*

SIR,

Referring to my letter of the 22nd ultimo, I have the honor to state, for the information of the Honorable the Secretary for Public Works, that it is with very great regret I find myself compelled to forego the hope which I had confidently entertained, that by this mail I should have been in a position to despatch my Report on the purchases of permanent way material for the Government of New South Wales.

2. Until this day I had every reason to believe that I should, in sufficient time, have been placed in possession of the information which alone is wanting to enable me to conclude my investigation; but now learn from the civil engineer through whom I have sought it, that occupation of time during the last few weeks with parliamentary business before the Committees, has rendered it impossible to make the necessary references back and go into the details requisite to afford that information; I am, therefore, obliged to keep the inquiry open till I have received it.

3. By the April mail, I shall, I have no doubt, be able to forward my Report; and I may state that, while I still hold final judgment in abeyance, and guard myself from positive expression of opinion, nothing whatever has arisen since my letter of the 22nd ultimo was written, to cause me to withdraw or modify what I conveyed in par. 5 of that letter.

I have, &c.,  
W. C. MAYNE,  
Agent for the Colony of New South Wales.

*Department of Public Works,  
Sydney, 24 April, 1865.*

MEMO. on letter from Captain Mayne, dated 22nd February, 1865.

As the mail has left Sydney before this letter was received, the only means of complying with Captain Mayne's request was by means of the telegraph. The Minister for Works accordingly requested the Chief Secretary to forward the accompanying telegram to the Chief Secretary at Melbourne, for transmission to Captain Mayne, and a telegram has been received that the letter has been sent to Captain Mayne.

*Telegram, 24 April, 1865.*

From Chief Secretary, Sydney, to Chief Secretary, Melbourne.

Will you have the kindness to send the following communication in a letter by your outgoing mail?

*Department of Public Works,  
Sydney, 24 April, 1865.*

Sir,  
Your letter of the 22nd February, 1865, is just received. I concur in the proposal contained in your sixth paragraph, and you may consider the instructions referred to as modified accordingly.

W. M. ARNOLD.

W. C. MAYNE, ESQ., REPRESENTATIVE AGENT OF NEW SOUTH WALES, to UNDER SECRETARY FOR PUBLIC WORKS.

*36, Cannon-street, London,  
24 April, 1865.*

SIR,

Having reference to your letter of the 21st November, 1864, I have the honor to enclose, for the information of the Honorable the Secretary for Public Works, my Report on the purchases of railway iron for the Government of New South Wales.

I have, &c.,  
W. C. MAYNE,  
Agent for the Colony of New South Wales.

[*Enclosure.*]

REPORT.

IN pursuance of the instructions of the Honorable the Secretary for Public Works, under date the 21st of November last, "on my arrival in England, to investigate into and report upon all the circumstances connected with the purchases of railway iron, and the actual value of the rails and chairs so purchased," I lost no time, after reaching London, in addressing myself to the inquiry directed.

2. Mr. Hamilton having, in his letter of the 26th of January last, placed the Government in possession of full and detailed information respecting the mode of obtaining and dealing with tenders for railway iron, has rendered it unnecessary for me, as regards that, to do more than (referring the Secretary for Public Works to that communication) to state in addition, that I have seen and examined the specifications, the tenders, and Captain Galton's abstracts of these, with the accepted tenders noted; and that, following the acceptance, I have seen and examined the reports made from time to time by Mr. Fowler's assistants, detailing their supervision and inspection of the work in progress at the factories, the tests they applied, and the results; all these leaving no room to doubt that watchful supervision was exercised, and stringent means adopted to secure the material being in each case in strict accordance with the specification.

Mr.

Mr. Hamilton has also, in his letter of the 26th of January last, so fully disposed of the question of the difference between the prices quoted in the *Economist* and those charged to New South Wales, that it is unnecessary for me to encumber this report by repeating (as substantially I could but do) what he has written on the subject. I have only to say, that all my information entirely bears out what he has stated on the general question of difference between quoted prices and those for material under stringent conditions.

3. Proceeding to the question of prices paid for, and actual value of, the railway iron supplied, I sought and obtained introductions to gentlemen largely connected with railways here, competent to afford me the information I desired, and thoroughly reliable, from position, experience, and absolute disinterestedness as regarded the matters and persons involved.

The first of those to whom I applied for information (having been introduced to him by a relative of mine) was Mr. Henry Woodhouse, Resident Engineer of the Southern Division of the London and North-western Railway Company.

Mr. Woodhouse has charge of some 600 miles of rail, over which passes a traffic certainly greater than that over any other 600 miles in the world; his practical experience of all that is connected with permanent way material is, consequently, wide and ample; his intelligence and capacity are vouched by his having, for years, and to the entire satisfaction of the great Company he serves, held the important office he fills.

Proceeding to Stafford for the purpose, I had an interview with Mr. Woodhouse; and having placed in his hands the specifications, several of the tenders, the quantities of and prices paid for permanent way material supplied to the Government of New South Wales, during the years 1859, 1860, 1861, 1862, and 1863,—having also handed to him the official report as to the quality of the material (read to the Assembly by Mr. Secretary Holroyd), together with his (Mr. Holroyd's) reported testimony as to the state of the rails after five or six years' wear, with a request that he would, after having gone through and considered the whole matter, favour me with his opinion as to the prices charged and paid,—and having, in subsequent interviews with Mr. Woodhouse, after he had read and carefully considered the papers, discussed the matter in detail, and at considerable length,—he gave it to me as his distinct opinion, having regard to the specifications requiring an exceptional make of rail, to the tests being very severe, to the quality of the material as proved by those tests and by actual wear, and to *all* the circumstances, that, with the exception of one lot of 94 tons, the prices charged and paid were not in excess of the current rates of the periods, for material of the quality supplied, or more than sufficient to give that reasonable and fair profit which the iron, and every other trade properly and prudently conducted, has a right to claim and to secure.

4. The following were, I have satisfied myself, the circumstances in which the 94 tons referred to in the preceding paragraph were obtained.

Captain Galton mentioned, in a communication to Mr. Fowler, that Lord Dudley's works were making very good iron, and finding that no tender had been sent in from those works, recurred to the subject in a second communication to Mr. Fowler.

Lord Dudley's manager then tendered, "as a sample," to supply 100 tons at £9 per ton, and the tender was accepted for 94 tons by Capt. Galton, doubtless for the purpose of testing the quality of the iron that had been mentioned to him as very good. The result of the experiment I have no means of tracing, but I conclude that the Railway Department can furnish it.

5. Considering it desirable to have a second, entirely impartial, independent, and reliable opinion, drawn from comparison of the prices paid by Railway Companies in England with those paid by the Government of New South Wales, I obtained an introduction to Mr. Forbes, the General Manager of the London, Chatham, and Dover Railway (a gentleman standing high in estimation for ability, experience, and intimate practical acquaintance with all connected with railway management), and placed in his hands the whole of the documents which I had submitted to Mr. Woodhouse, with a request that he would have a comparison of the prices made, and would favour me with his opinion on the whole question.

Mr. Forbes very kindly consented to do so, and placed the matter for comparison in the hands of an assistant whom he knew to be perfectly competent to the task.

Having carefully analyzed the comparison made between the prices paid at periods the most nearly approaching each other, by some of the great Railway Companies of England and by the Government of New South Wales,—and having considered the documents I had put before him,—Mr. Forbes gave it to me as his distinct opinion that, in the cases where the prices charged to New South Wales were higher than those charged to the English Companies, the difference was fully and satisfactorily accounted for by the different conditions and circumstances; and having regard to the generally stringent nature of the specifications, but especially to one particular condition in them not usual, but decidedly favourable to the Government (a condition to which contractors are extremely averse, as involving possible loss to a considerable amount, and for which they would certainly charge an increased rate),—to the severity of the tests, which, from Mr. Fowler's known character as to supervision and inspection, contractors would regard as certain to be applied to the quality of the material furnished, proved by actual wear,—to the difference to be taken into calculation on account of delivery at the docks instead of at the railway station (involving certain additional cost and possible delay and loss to the contractors),—and to *all* the circumstances,—that the prices paid by the Government of New South Wales for the material supplied were not in excess of the current rates of the periods, for material of equal quality, and that the Colony had been uprightly and fairly dealt with in the matter.

6. The special condition in the specifications referred to as unusual, and disliked by contractors is to be found where, after stringent provision for supervision and testing *at the contractor's works*, the specifications go on to say, "but notwithstanding such tests and inspection, any rails may be rejected on delivery, which, in his (Mr. Fowler's) judgment, are defective in any respect; and if labour should be required for turning over and examining the rails at the port of delivery, the manufacturer is to supply it."

This, it will be seen, continues the liability of the contractors to have the rails (under the terms of the specifications, without appeal) thrown back upon their hands, after having incurred the cost of carriage to the port; and to have either to sell them, thus depreciated by rejection, at any price obtainable, or to incur the further cost of carriage back.

The insertion of such a condition shews, I consider, that Mr. Fowler has sought very carefully to guard the interest of the Colony in the matter, and has not sought to court or conciliate the contractors.

The importance and value of stringent and well-considered measures to secure permanent way material of the kind best suited to the particular traffic, and in a special degree, of lasting quality, in a case where freight and labour so materially enhance prime cost, are so obvious that they cannot fail to be recognized.

7. Mr. Fowler, it is right to mention, has the character of carrying out very rigid supervision and inspection, and of applying severe tests; and this is a matter which, I have had conclusive proof afforded me, materially weighs with contractors in making their tenders.

As direct evidence of this, I may mention that I have seen the letter to a Railway Company, from a manufacturer who had agreed to furnish material at a certain price, and who, on finding that it was to be subject to the supervision and tests of a particular engineer (not Mr. Fowler, but one having a like character for strictness), drew back from his agreement; but—and this as a concession in the circumstances—offered to furnish the material, subject to the required supervision and tests, at a rate, however, fifteen shillings per ton over the price named before he was aware of who the inspecting engineer was to be.

8. Every person with whom I have been in communication respecting the matters involved in my inquiry, has, on being told that the tenders had been invited and dealt with by Captain Galton, on the instant said that, such being the case, the Colony had the very highest guarantee that universally recognized professional ability, exalted character, and unblemished honor, could afford.

9. Mr. Fowler's high professional standing, his very large and profitable employment, dependent on upright discharge of duty, his character for strict and watchful supervision, all afford guarantees for a faithful discharge of professional duty; and the stringent nature of his specifications, and the facts prove that such discharge of it has not been wanting.

10. Guided, then, by the concurring opinions I have given, emanating from able, experienced, and practical men, after investigation and consideration of the matter submitted to them, and having regard also to *all* the facts and circumstances, I have to report that I consider it beyond doubt that, in the purchase of permanent way material during the periods in question, the Colony was zealously, faithfully, and efficiently served, and was not charged, for the material supplied, prices in excess of the fair current rates of the periods, for material of the quality obtained under the particular specifications in force.

W. C. MAYNE,  
Agent for the Colony of New South Wales.

24th April, 1865.

---

W. C. MAYNE, Esq., REPRESENTATIVE AGENT OF NEW SOUTH WALES, to SECRETARY  
FOR PUBLIC WORKS.

(No. 7.)

*New South Wales Agency,*  
36, Cannon-street, London, E. C.,  
17 July, 1865.

SIR,

I have the honor to acknowledge the receipt, on the 11th instant, of your communication of the 24th April last (by telegram to the Honorable the Chief Secretary, Melbourne), intimating your concurrence with the proposal contained in the sixth paragraph of my letter of the 22nd of February, 1865, and directing me to consider the instructions therein referred to as modified accordingly.

I have, &c.,

W. C. MAYNE,  
Agent for the Colony of New South Wales.

P.S.—This letter was written for despatch by the July mail, but was overlooked.

W. C. M.





1865.

LEGISLATIVE ASSEMBLY.

NEW SOUTH WALES.

**RAILWAY SURVEY FROM PIPER'S FLAT TO MUDGEES.**  
(PETITION RELATIVE TO.)

*Ordered by the Legislative Assembly to be Printed, 14 November, 1865.*

To the Honorable the Members of the Legislative Assembly of New South Wales, in  
Parliament assembled.

The humble Petition of the Inhabitants of the town, district, and neighbourhood  
of Mudgee, in the Colony aforesaid,—

HUMBLY SHEWETH:—

That it is with much satisfaction your Petitioners have observed, that  
contracts have been taken to carry the Western line of Railway to Piper's Flat, distant  
about sixty-eight miles from the said town of Mudgee and the district thereof.

That being fully impressed with the importance of railway communication to the  
sea-board, and desirous of partaking in the benefits to be derived therefrom, your Peti-  
tioners beg to lay the following facts before your Honorable House:—

That about two years since, a line for a Railway was surveyed from Muswellbrook  
to Mudgee, to connect the latter district with the Northern line of Railway—a distance of  
about one hundred and twenty miles.

That the Western line of Railway will now approach to within 68 miles of Mudgee.

That your Petitioners believe, that the said Western Railway might be extended  
to the town of Mudgee for the small outlay of five hundred thousand pounds, and that  
the returns from such outlay would more than pay interest on the same. In support  
of the above, your Petitioners beg to call the attention of your Honorable House to the  
following facts, so far as your Petitioners have knowledge, are correct:—

That no less a sum than one hundred and seventy-six thousand pounds is paid  
annually for carriage from the sea-coast to Mudgee and the districts around same, and  
from which Mudgee is the natural outlet and depôt, including the districts of the Castle-  
reagh, Macquarie, Bogan, and Darling Rivers. Take one-half that amount—which would  
be eighty-eight thousand pounds—this would represent a return at five per cent. on the  
outlay of upwards of a million and a half.

Your Petitioners, therefore, respectfully pray that a line be surveyed from Piper's  
Flat to Mudgee, whereby it may be proved which is the more desirable route for con-  
necting this important district with the sea-board.

And your Petitioners, as in duty bound, will ever pray.

[Here follow 1,264 Signatures.]

1901  
1902  
1903  
1904  
1905  
1906  
1907  
1908  
1909  
1910  
1911  
1912  
1913  
1914  
1915  
1916  
1917  
1918  
1919  
1920  
1921  
1922  
1923  
1924  
1925  
1926  
1927  
1928  
1929  
1930  
1931  
1932  
1933  
1934  
1935  
1936  
1937  
1938  
1939  
1940  
1941  
1942  
1943  
1944  
1945  
1946  
1947  
1948  
1949  
1950  
1951  
1952  
1953  
1954  
1955  
1956  
1957  
1958  
1959  
1960  
1961  
1962  
1963  
1964  
1965  
1966  
1967  
1968  
1969  
1970  
1971  
1972  
1973  
1974  
1975  
1976  
1977  
1978  
1979  
1980  
1981  
1982  
1983  
1984  
1985  
1986  
1987  
1988  
1989  
1990  
1991  
1992  
1993  
1994  
1995  
1996  
1997  
1998  
1999  
2000  
2001  
2002  
2003  
2004  
2005  
2006  
2007  
2008  
2009  
2010  
2011  
2012  
2013  
2014  
2015  
2016  
2017  
2018  
2019  
2020  
2021  
2022  
2023  
2024  
2025  
2026  
2027  
2028  
2029  
2030  
2031  
2032  
2033  
2034  
2035  
2036  
2037  
2038  
2039  
2040  
2041  
2042  
2043  
2044  
2045  
2046  
2047  
2048  
2049  
2050  
2051  
2052  
2053  
2054  
2055  
2056  
2057  
2058  
2059  
2060  
2061  
2062  
2063  
2064  
2065  
2066  
2067  
2068  
2069  
2070  
2071  
2072  
2073  
2074  
2075  
2076  
2077  
2078  
2079  
2080  
2081  
2082  
2083  
2084  
2085  
2086  
2087  
2088  
2089  
2090  
2091  
2092  
2093  
2094  
2095  
2096  
2097  
2098  
2099  
2100

1865.

LEGISLATIVE ASSEMBLY.

NEW SOUTH WALES.

WORKING OF RAILWAYS AND ELECTRIC TELEGRAPHS.

(RETURN RELATIVE TO.)

*Ordered by the Legislative Assembly to be Printed, 6 December, 1865.*

[See Question (1.) on Votes and Proceedings No. 25.]

RETURN of the Earnings, Working Expenses, and Net Earnings, with Capital invested, and Rate of Interest, on all Lines combined and open for Traffic on 31st December, 1864.

Year.	Miles Open.	Number of Passengers.	Tons of Goods.	Total Earnings.		Total Working Expenses.		Net Earnings.		Capital Invested.		Rate of Interest.
				£	s. d.	£	s. d.	£	s. d.	£	s. d.	
1855	13½	98,846	.....	9,248	10 3	5,958	13 10	3,289	16 5	515,347	0 0	0·638
1856	22	350,724	2,469	32,283	0 11	21,788	6 3	10,494	14 8	683,217	0 0	1·536
1857	39	329,019	20,847	43,387	17 10	31,338	0 3	12,049	17 7	1,023,838	16 2	1·175
1858	54	376,492	33,385	62,309	16 7	43,928	12 8	18,381	3 11	1,231,867	10 1	1·492
1859	54	425,877	43,020	61,760	15 3	47,597	16 8	14,162	18 7	1,278,415	17 11	1·107
1860	69	551,044½	55,394	62,268	18 10	50,427	13 1	11,841	5 9	1,422,672	1 6	0·832
1861	69	595,591½	101,130	75,004	0 10	61,187	0 8	13,817	0 2	1,536,032	12 0	0·899
1862	96	642,431	205,139	103,871	6 11	68,725	10 2	35,145	16 9	1,907,807	8 7	1·842
1863	123	627,164	218,535	123,941	0 2	96,867	9 11	27,073	10 3	2,466,950	6 7	1·097
1864	142	693,174½	379,661	147,653	12 11	103,714	18 3	43,938	14 8	2,631,790	8 9	1·669

## 2 WORKING OF RAILWAYS AND ELECTRIC TELEGRAPHS.

1865.

## RAILWAYS.

145 miles completed and open for traffic.

Expenditure to 30 September, 1865	...	...	...	...	£3,479,693
Do. (estimate) 31 December, 1865	...	...	...	...	96,498
					<u>£3,576,191</u>
Revenue to 30 September, 1865	...	...	...	£120,342	
Do. (estimate) 31 December, 1865	...	...	...	44,000	
					<u>164,342</u>
Total Revenue, 1865	...	...	...		
Working expenses to 30 September, 1865	...	...	...	£80,770	
Do. (estimate) to 31 December, 1865...	...	...	...	32,000	
					<u>112,770</u>
Net Revenue after deducting working expenses	...	...	...		51,572*
Interest on cost, £3,576,191, at 5 per cent.	...	...	...		178,809
					<u>£127,237</u>

\* £1 9s. per cent. on cost.

165 miles in course of construction: South, 81; West, 54; North, 30.

## ELECTRIC TELEGRAPHS.

2,584 miles completed and working.

Expenditure to 30 September, 1865	...	...	...	...	£143,455
Do. (estimate) 31 December, 1865	...	...	...	...	2,058
Do. (Colonial Architect)	...	...	...	...	27,000
					<u>£172,513</u>
Revenue to 30 September, 1865	...	...	...	£22,390	
Do. (estimate) 31 December, 1865	...	...	...	7,463	
					<u>29,853</u>
Working expenses to 30 September, 1865	...	...	...	£16,910	
Do. (estimate) 31 December, 1865	...	...	...	5,637	
					<u>22,547</u>
Net Revenue	...	...	...	...	£7,306*
Interest on cost, £172,513, at 5 per cent.	...	...	...	...	8,626
					<u>£1,320</u>

\* £4 4s. per cent. on outlay.

In course of construction:—

425 miles	...	...	...	{ 339 miles to South Australian Boundary.
				{ 21 miles to Murrurundi.
				{ 65 miles to Cooma.

1865.

LEGISLATIVE ASSEMBLY.

NEW SOUTH WALES.

## RAILWAY COMMUNICATION WITH WESTERN DISTRICTS.

(PETITION—INHABITANTS.)

*Ordered by the Legislative Assembly to be Printed, 19 December, 1865.*

To the Honorable the Legislative Assembly of New South Wales, in Parliament assembled.

The humble Petition of the undersigned Inhabitants of the Western Districts of New South Wales,—

SH EWETH :—

That shortly after the Colonial Government undertook the construction of Railways, a Resolution of your Honorable House was passed by a considerable majority, that there should be three main trunk lines of Railway, namely, the Northern, Southern, and Western, and that they should be carried on simultaneously, at an equal expenditure on each line.

That in contravention and breach of such Resolution, much larger sums have been voted for, and much more rapid progress made with, the Northern and Southern, than for and with the Western line.

That in proof of the last statement, your Petitioners would mention that contracts for the construction of the Railway to Goulburn, which is equi-distant with Bathurst from Sydney, have been entered into, and it is anticipated that that line will be completed in eighteen months; whereas, on the Western line, contracts have only been entered into for its construction about half-way to Bathurst, and those are by no means in a forward state; and, so far as your Petitioners are aware, no tenders have been called for any further extension of the line.

That irrespective of the Resolution of the House, the claims of the Western Districts, on account of their population and numerous valuable products, are paramount—the proportion of gold forwarded therefrom, as shewn by the Mint Returns, exceeding that of the Northern and Southern Districts put together.

That large quantities of wheat, flour, and other agricultural produce, are yearly forwarded to Sydney, notwithstanding the difficulties of the present means of transit.

That the yield of wool, gold, and copper, is yearly increasing, and your Petitioners believe would be greatly augmented if the Railway were completed.

That the development of the recently discovered coal mines, and the other mineral resources of the Western Districts, consequent upon the competition of the Railway, would be beneficial to the whole Colony, in not only adding largely to its present exports, but also in attracting to its shores an increased population.

That your Petitioners understand that all the necessary surveys of the Western line have been completed to Bathurst, and that no impediment now exists why the railroad should not be finished as soon as the Southern line, if the works be vigorously proceeded with, and commenced simultaneously at the Western Terminus and at other localities between that place and Dargin's Creek.

That it is highly expedient, on economical grounds, that the line should be completed to Bathurst without delay, inasmuch as there can be but a comparatively inconsiderable traffic on the Railroad until it is opened to Bathurst; consequently, the interest payable on money borrowed for the construction of the line will be a heavy and continuously increasing loss to the Colony, so long as its completion is delayed.

Your Petitioners, therefore, humbly pray that your Honorable House will take the foregoing premises into your consideration, and adopt such measures as may insure justice to the Western Districts in the matter of Railway Communication, or give such relief as your Honorable House shall deem meet.

And your Petitioners will ever pray, &c.

[Here follow 1,709 Signatures.]



1865-6.

LEGISLATIVE ASSEMBLY.  
NEW SOUTH WALES.

MORPETH RAILWAY.

(PETITION RELATIVE TO.)

*Ordered by the Legislative Assembly to be Printed, 27 February, 1866.*

To the Honorable the Legislative Assembly of New South Wales, in Parliament assembled.

The humble Petition of the Inhabitants of the Electorate of Morpeth,—

MOST RESPECTFULLY SHEWETH:—

That your Petitioners pray that you would be pleased to consider the following cogent reasons why the Terminus of the Morpeth Railway should not be extended to the lower end of the town, to a spot marked below, or beyond the Steam Company's wharves, and known as Mrs. Bell's Paddock.

(1st.) That there is good and sufficient water at or beyond the Queen's Wharf for the steamers to go up; the "Coonanbarra," the largest in size and draft, having been up at low tide, worked round easily, and returned when loaded.

There is an excuse existing that the upper wharf was abandoned during the floods of 1857, but this excuse is a mere pretence; the losses the Steam Company suffered were brought about more by want of ordinary foresight and experience.

When the floods came on the Queen's Wharf, all the wharves in Morpeth were covered also.

In the floods of 1857, the "Fenella" steamer anchored in Mrs. Bell's Paddock before mentioned.

(2nd.) That as the Railway is the property of the State, it should not be made subservient for the benefit of the Steam Companies merely, as in this case, more especially as the expense of carrying the Railway down to what is called Mrs. Bell's Paddock will necessitate an expenditure for compensation to owners of land, the cutting and permanent way, of upwards of £50,000, and under the present embarrassed state of the public revenue, will not, in the opinion of your Petitioners, be at all expedient or necessary.

(3rd.) Your Petitioners, therefore, most respectfully submit that, by taking the Railway to a spot (say between Tank and Northumberland-streets) in a central position, and making a Railway Pier for the steamers and sailing vessels to come to, will, in the highest degree, be productive of the public welfare, not only to the Morpeth Electorate but the whole northern district generally.

Your Petitioners, therefore, humbly pray that the Morpeth Railway be not extended so far as Mrs. Bell's Paddock, but that the Terminus be fixed in some central position, such as that already indicated, namely, between Tank-street and Northumberland-street.

And your Petitioners, as in duty bound, will ever pray.

[Here follow 258 Signatures.]





# REPORT

ON THE

ORIGIN AND PROGRESS

OF THE

## RAILWAYS OF NEW SOUTH WALES,

FROM 1846 TO 1864, INCLUSIVE;

BY

JOHN RAE, ESQ., A.M., COMMISSIONER FOR RAILWAYS.

---

Presented to both Houses of Parliament, by Command.

---



SYDNEY: THOMAS RICHARDS, GOVERNMENT PRINTER.

1866.

[Price, 3s. 8d.]

11—



CONTENTS.

	PAGE.
Report of Commissioner for Railways	1

ADDENDA.

A. Report of Engineer-in-Chief on the progress of Works on Extensions	27
B. Report of Superintendent on the general state of Way and Works on the Southern and Western Lines	35
C. Report of Superintendent on the condition of the Way and Works on the Northern Line	37
D. Report of Locomotive Foreman on the condition of the Rolling Stock and Machinery on the Southern and Western Lines	39
E. Report of Locomotive Foreman on the condition of the Rolling Stock and Machinery on the Northern Line	40
F. Instructions to English Agents with reference to the purchase and inspection of Railway Materials	<i>ib.</i>
G. Correspondence relating to the appointment of W. C. Mayne, Esq., as Representative Agent for the Colony, and his Report on the purchase of Railway Iron for the Government of New South Wales	41

APPENDIX.

TABLES.

I. List of Contracts for Railway Works	2
II. Abstract of Total Expenditure for construction of Railways on Lines open for Traffic	13
III. Schedule of Lands taken for Railway purposes	14
IV. Abstract of Indents for Rails, and Return of Permanent Way Materials shipped from England	36
V. Return of Rolling Stock, as per Indents	49
VI. List of Rolling Stock	52
VII. Return of Machinery and other Apparatus procured from England	60
VIII. List of Machinery in Workshops, &c.	64
IX. Return of the Earnings and Working Expenses on the different Lines, from the opening to 31 December, 1864	67
X. Return shewing the net Earnings per mile open, and the average per-centage of Working Expenses to Earnings	<i>ib.</i>
XI. Return shewing the net Earnings per train mile	<i>ib.</i>
XII. Monthly Return of Coal Traffic on the Great Northern Line, from March, 1861, to 31 December, 1864	68
XIII. Abstract of Alterations in the Time-table	69
XIV. Alterations in Fares and Rates	<i>ib.</i>
XV. Return of Casualties on the different Lines	71
XVI. Public Debt for Railways	72
XVII. Abstract of Total Expenditure for Railways, and the Loan and Appropriation Acts sanctioning the Expenditure	73
XVIII. Monthly Statement, in detail, of Receipts from Passengers and Goods, from July, 1860, to 31 December, 1864	74
XIX. Statement, in detail, of Yearly Working Expenses, from 1860 to 1864, inclusive	78
XX. Abstract of Working of Railways on all the Lines combined, for the same period	90
XXI. Comparative Statement of the Working of the Railways of Victoria and New South Wales during the year 1864	<i>ib.</i>



1865-6.

NEW SOUTH WALES.

RAILWAYS.

(REPORT OF COMMISSIONER FOR RAILWAYS.)

COMMISSIONER FOR RAILWAYS to THE HONORABLE THE SECRETARY FOR PUBLIC WORKS.

Department of Public Works,  
Railway Branch,  
Sydney, 30 September, 1865.

SIR,

In accordance with your instructions I have the honor to submit, for the consideration of the Government, the following Report on the progress and working of the Railways of New South Wales, to the 31st December last.

The Fourth Report of my predecessor in office, Capt. Martindale, gave a statement of the construction and management of our Railways, for the twelve months ending 30th June, 1860, and a supplement to that Report continued the information to 30th September of that year. It might have been sufficient, therefore, for me to resume the subject from that date; but I considered that it would be more satisfactory to the Government and the public, to give a brief history of our Railways from the beginning. I was not ignorant of the labour that such a task would involve; but I knew that the information, if carefully prepared, would be valuable to the department, and save much trouble in the preparation of Returns, when called for. I have, accordingly, endeavoured to compress the scattered details which I have gathered from numerous sources into a connected series of tables, which will be useful for official reference, and form a reliable starting point, from which the history and progress of our Railways may be continued in future Reports.

Last published Report on Railways, gives Returns to 30th Sept., 1860.

The present Report gives a brief history of the Railways from the beginning.

For such an inquiry a more fitting opportunity than the present could not be found. A general belief had long prevailed that the completion of the lines to Picton, Penrith, and Singleton, would afford a good criterion for judging whether our Railways would answer the expectations of their original projectors. Capt. Martindale was fully impressed with this belief, and repeatedly referred to it in his communications with the Government. In his Report of 17th April, 1858, he estimates the per centage that the different lines when completed would yield on the capital expended, after paying working expenses; and, in his Report of 1st October, 1859, he anticipates that, on reaching their present termini, "the lines will be found to extend sufficiently far into the country to induce carriers and others to avail themselves of them, in order to save time and expense, and will, after a reasonable time, cover not only their working expenses, but the interest of the capital sunk in their construction."

Anticipated results of the completion of the lines to Picton, Penrith, and Singleton.

This long looked for period has at length arrived. The lines have been completed and opened for traffic to Picton, Penrith, and Singleton, as well as the branch lines to Morpeth and Richmond; and, though sufficient time may not have elapsed fully to test their capabilities, we are, at least, in a favourable position now to ascertain, with some degree of accuracy, how far the predicted results of these extensions have been realized; how far the anticipations of 1858 and 1859 correspond with the facts and figures of 1864.

The Tables in the Appendix, which have been prepared with much labour from official documents, are carried back as far as possible to the year 1855, when the line to Parramatta was opened for traffic; but a few preliminary remarks, on the steps taken prior to this period, for the introduction of this great national undertaking, may not be without interest, as affording a brief record of those by whose energy the project originated, and those under whose administrative or scientific skill the works have been carried out.

#### RISE AND PROGRESS OF THE RAILWAYS.

1846.

First combined movement in favour of Railways.

Provisional Committee—their Report.

Mr. Woore's survey of the line to Goulburn.

1848.

Petition to Legislative Council in favour of establishing Railways.

Report of Legislative Council in favour of project.

Resolutions of Council forwarded to Secretary of State.

Names of Provisional Committee.

The first combined movement on the subject of introducing Railways into New South Wales, took place as far back as January, 1846. On the 29th of that month, a public meeting was held in Sydney, for the purpose of considering the expediency and practicability of establishing Railways in this Colony. A Provisional Committee was appointed to collect information on the subject, and, on the 26th August, they reported that, from the best ascertained data as to the products, the population, and the traffic between Sydney and Goulburn, and the existence of no insurmountable engineering difficulties, the cost of construction would not exceed £6,000 per mile, and that a net profit of 8 per cent. per annum on the required capital might be anticipated; but, as no decisive steps could be taken until the line of country was surveyed, the Committee recommended that a public subscription should be raised for this purpose. The Report was adopted. The cost of the survey was raised partly by private subscription and partly by Government aid, and the tender of Mr. Woore, for the survey of the line to Goulburn, was accepted. He commenced operations at once, and was engaged on the work until the beginning of the year 1848. On the 27th January, the Committee, at a public meeting, reported that Mr. Woore had completed his survey; and his Report and drawings were laid before the meeting and approved.

A Petition based on these facts was presented to the Legislative Council on 4th April, stating the belief of the Petitioners that, in certain parts of this Colony, Railways could be constructed at a reasonable cost, and that the traffic thereon would ensure a profitable return; but submitting that inquiries by private individuals could not be regarded either by the Government or by British capitalists with such confidence as if conducted by the Colonial Legislature. This Petition was referred to the Select Committee of the Legislative Council appointed, on the 28th March, to take into consideration the practicability and expediency of introducing Railways into this Colony. Mr. Cowper, the Chairman, who may justly be considered the father of Railways in Australia, brought up his Report on 6th June, and on the 15th the Legislative Council passed a series of Resolutions to the effect, that the period had arrived for the formation of Railways in the Colony; that it was expedient for the Government to offer some inducements to encourage private enterprise, such as grants of land along the lines, a guarantee of 6 per cent. per annum on the first £100,000 of the capital subscribed, and the investment of £30,000 from the Savings Bank in any Company that might be formed. The Resolutions were communicated by Address to His Excellency the Governor General, and were transmitted to the Secretary of State with a recommendation from His Excellency that the encouragement suggested by the Council should be granted.

#### PROVISIONAL COMMITTEE.

On the 11th September of the same year a meeting was held at the Gas Company's Office, when a Provisional Committee was appointed\* to make arrangements for the establishment

\* Consisting of the following gentlemen:—Mr. Cowper, Chairman.—Messrs. Wm. Bowman, Daniel Cooper, H. T. Hood, Chas. Kemp, Robt. Lowe, A. Moses, T. A. Murray, H. O'Brien, F. Rossi, Thos. Rankin, Fredk. Darvall, T. Iceley, Jno. Lamb, S. Lyons, Geo. M'Leay, Chas. Nicholson, Jas. N. Oxley, Jas. Simmons, Jas. Byrnes, T. Holt, junr., Arth. Jeffreys, Wm. Lithgow, A. Michie, T. S. Mort, Geo. Oakes, Rob. Porter, H. G. Smith, Wm. Walker, G. Weston.

establishment of the Company, and in November following a prospectus of the Sydney Tramroad and Railway Company was published. The capital was to be £100,000 divided into shares of £5 each, the responsibility of the shareholders being limited to the amount of their respective shares, and interest for ten years at 5 per cent. per annum being guaranteed by the Government. The expressed intention of the projectors was, that the first line should be laid down in the County of Cumberland, commencing from the City of Sydney, or its immediate vicinity; that a main trunk should be carried to the point from which it might afterwards be determined that the Southern and Western, or North-Western, branches respectively should diverge; and that these branches should then be prolonged as far as the funds of the Company would admit. Eventually it was intended to augment the capital of the Company, in order to carry the line to Goulburn, and, if found practicable, to Bathurst also.

1848.  
Prospectus of Sydney  
Railway Company.

On the 9th January, Mr. Shields, then City Surveyor, was appointed engineer to the Company, incorporated by Act of 13 Victoria, which was assented to on 10th October, and on 13th November the first general meeting of the shareholders was held, when the following Directors were elected, viz. :—Messrs. C. Cowper, C. Kemp, C. Nicholson, Jno. Lamb, Wm. Bradley, Danl. Cooper, junr. Mr. Cowper was elected President and Manager, and the Provisional Committee ceased to exist.

1849.  
Mr. Shields appointed  
engineer.  
Company incorporated.  
Directors elected by  
shareholders.

The Sydney Railway Company then entered on its duties under the second phase of its existence, and was managed by

#### A DIRECTORY ELECTED BY THE SHAREHOLDERS.

The survey of the line from Sydney to Parramatta and Liverpool was completed in December, 1849, and on 8th January following, at a meeting of the shareholders the first Report of the Directors was read. It referred to the voluminous correspondence that had taken place between the Colonial Government and the late Provisional Committee on the subject of the Government guarantee of interest, and the grant of land for the site of the Sydney Terminus. The negotiations were considered satisfactory, as evincing the earnest desire of the Executive Government cordially to aid the Company in carrying out the great object for which it had been incorporated. The Directors congratulated the shareholders on their position and prospects; and, notwithstanding the anxious and laborious nature of the task which they had assumed, the apathy of some persons, and the undisguised hostility of others, entertained the fullest confidence as to the ultimate success of the undertaking.

1850.  
First Report of the  
Directors.

Mr. Cowper resigned his seat as a Director, but retained the office of Manager; and Mr. Lamb was elected President. A communication was opened with Messrs. Flower, Salting, and Co., and an agreement concluded with Messrs. P. W. Flower and Co., the English branch of their house, to act as Agents for the Company, at a commission of 2 per cent. on the cash payments made by them.

P. W. Flower & Co.,  
appointed English agents  
for Company.

The sum of £10,000 required by the 22nd clause of the Act of incorporation to be raised, before the Company could commence the actual formation of the line, having been paid into the Colonial Treasury, the Directors lost no time in breaking ground. On the 3rd July, 1850, the first turf of the first Railway in the Australian Colonies was turned by the Honorable Mrs. Keith Stewart, in the presence of His Excellency the Governor, Sir Charles Augustus Fitzroy, and a large concourse consisting of Civil Officers of the Government, Naval and Military Officers, and other inhabitants of the Colony.

The first turf turned.

On the 29th October, at a special general meeting of the shareholders, the Directors having resigned their seats, the following gentlemen were elected in their places, viz. :—Messrs. T. W. Smart, Chas. Cowper, T. S. Mort, Thos. Barker, Thos. Holt, junr. On the 31st October, Mr. Lamb retired from the office of President, and Mr. Kemp was elected in his place.

The financial prospects of the Company were, at this time, so gloomy, that the Directors found it necessary to make a general reduction of the salaries of their officers from 1st Jany., 1851. Mr. Shields refused to submit to the proposed reduction, and tendered his resignation, which was accepted, and Mr. Mais was appointed, temporarily, as acting Engineer to the Company.

Resignation of Mr.  
Shields, and appointment  
of Mr. Mais.

While



1851.  
Survey of lines.

While Mr. Shields and his assistants were preparing surveys and plans of the works on the Parramatta Line, Mr. Shone, of the Surveyor General's Department, with the sanction of the Government, made a complete survey of the whole line of country extending from Liverpool to Mittagong, by the route through Appin, and crossing the Cataract River. The Directors had reason to congratulate the shareholders on obtaining the services of a gentleman who was independent of the Company, and consequently unbiassed; but they had still to complain of the obstacles they met with, and the paralyzing effect produced by waiting month after month for the decision of the Home Government, on matters upon which the whole success of the project depended, and acknowledge that, but for the countenance and support of the local Government, they should feel disposed to abandon a post which was beset at every stage with difficulties and discouragements of no ordinary kind.

Tender accepted for first portion of line.

Discovery of gold, and its effects on the labour market.

Such was the unpromising position of the Company's affairs when the first contract for the first portion of the line was about to be made. The specification and plans of the works required for the construction of  $4\frac{1}{2}$  miles, from Haslem's Creek towards Sydney, prepared by Mr. Shields, being completed, tenders were invited for the work, and opened on the 4th March. Seven tenders were sent in, and on the 12th that of Mr. Wallis, for £10,000, was accepted, as the most eligible. The works were commenced at once, and on 1st May the first payment of £118 1s. 10d. was made to the contractor. The progress of the works continued satisfactory, until the discovery of gold in the Bathurst country, an event which upset the calculations, both of the contractor and the Directors; which threatened the former with ruin, and entailed much anxiety on the latter, from the sudden revolution in the price of labour and materials; which was destined for years to increase, enormously, the cost of carrying out Railway and other works; and the effects of which, though much modified, are still experienced. The first fruits of the gold discovery were soon perceptible. Tenders for additional portions of the line were twice called for, by public advertisement, but no eligible offer was received; and the Directors considered it expedient to defer entering into any other agreement for works during the unsettled state of the labour market that prevailed.

1852.

Arrival of Mr. Wallace, Engineer-in-Chief.

Mr. Mais tendered his resignation, to take effect from 30th June, in anticipation of the arrival of Mr. Wallace, who had been engaged in England as Engineer-in-Chief for the Company. Mr. Wallace landed at Sydney on 9th July; and, after examining the works, reported, that he considered the line to be, in its main features, unobjectionable, and the bridges erected sufficiently strong; he recommended, however, that there should be a double line between Sydney and Parramatta, the traffic on which, he felt satisfied, would make an ample return for the capital expended on its construction and working.

Mr. Cowper elected President.

On 12th July, Mr. Cowper resigned the situation of Manager, which was abolished, and was again elected President, in the room of Mr. Kemp, who retired.

Mr. Wallis released from his contract.

Mr. Wallis, the contractor, continued to feel the pressure of the labour market, and the works progressed but slowly. The Directors, after resisting repeated demands for an increase on his contract prices to cover his losses, consented at length to an addition of 30 per cent., and an extension of the period for completion; but even these concessions were found to be insufficient in the unprecedented circumstances of the Colony; the progress of the works still continued unsatisfactory; and the Directors were finally induced, on the recommendation of the Engineer-in-Chief, to release Mr. Wallis from his contract, without enforcing the penalties for non-fulfilment.

Mr. Randle employed to carry out works.

As the "Concord Contract" was thus abandoned, it was then considered advisable to commence operations nearer to the city; and the offer of Mr. Randle was accepted to perform certain portions of the works, between the Cleveland Paddocks and the Village of Ashfield, at a schedule of prices. Mr. Randle commenced operations on the 9th August, and a marked improvement was soon perceptible in the progress of the works. But the attractions of the Gold Fields continued to diminish the supply of labour in Sydney; and, in order to supplement this supply, the Government, on 6th September, complied with the request of the Directors for permission to import from England, through the Land and Emigration Commissioners, 500 railway labourers, whose passages would be defrayed from the Territorial Revenue.

While

While the progress of the works, however, under the new arrangements was improved, it was found that the pecuniary means of the Company did not increase in a corresponding ratio; and the Directors, on 14th October, submitted to the Government a full statement of their position, and a formal appeal for additional aid from the public resources, to enable them to complete and open the line as far as Parramatta. The Executive Council, to whom the matter was referred, advised that, with the concurrence of the Legislative Council, the application of the Directors for a loan of £150,000 of public money, in the proportion of three-fifths of public money to two-fifths subscribed by private capitalists, should be complied with, on condition that the Government should have the power to name one-half of the Directors. The Legislative Council having assented to the proposition, the Act 16 Victoria, No. 39, was passed, and received the Royal Assent on 27th December.

1852.  
Statement of the affairs of the Company, and appeal for additional assistance.  
Assent of Executive and Legislative Council, on certain conditions.  
Act 16 Vict., No. 39, passed.

In January, 1853, Messrs. T. W. Smart, C. Cowper, and C. Kemp were elected Directors, under the 2nd clause of this Act, and were informed that Messrs. F. L. S. Merewether, T. Barker, and H. G. Smith, had been appointed Government Directors, and would take their seats at the Board when the first payment on account of the loan was made.

1853.  
Directors under this Act partly elected by shareholders and partly appointed by Governor.

The railway labourers from England, arrived in August; the necessary arrangements were made by Mr. Randle for their immediate employment on landing; and an agreement was entered into, under which the whole line between Sydney and Parramatta was conditionally placed in his hands for construction. This was one of the last acts of the Directors elected by the shareholders; and in retiring from office to make room for their successors under a different constitution, they expressed their gratification in feeling assured that, though it had fallen to their lot to be entrusted with the management of the Company during the trying period of its early existence and organization, the arrangements which they had succeeded in making with the Government would place it on a foundation so firm that its final success was ensured.

Arrival of 500 railway labourers from England.  
Mr. Randle undertakes the construction of the whole line from Sydney to Parramatta.  
Retirement of Directors elected by shareholders.

The Company had now reached the third and last stage of its existence, and its affairs were under the direction of

A BOARD PARTLY ELECTED BY THE SHAREHOLDERS AND PARTLY NOMINATED BY THE GOVERNMENT.

On the execution of the deed of mortgage to the Government, and the first payment under the Act 16 Vict., No. 39, the new Board of Directors entered on its duties; and, on an equality of votes for Mr. Cowper and Mr. Merewether, the latter was declared President by the Governor General. Mr. Cowper, in consequence, resigned his seat at the Board, and Mr. Holt was elected in his place.

Mr. Merewether appointed President. Resignation of Mr. Cowper.

At the first half-yearly meeting of the shareholders under the new directory, on 17th January, 1854, the Directors announced the acceptance of contracts in England for the permanent way and rolling stock required for the line to Parramatta. They stated also that, from the enormous increase which had taken place in the wages of labour and the price of materials, the cost of the line to Parramatta, which was estimated by the Engineer-in-Chief, in January, 1853, at £218,420, would be increased to £320,000, in addition to which, the Darling Harbour Branch and Station would involve an extra expenditure of £69,000, making a total of—

1854.  
Statement of the Company's affairs.

	£389,000
To cover this amount, the funds already provided were—	
Subscribed capital .....	£100,000
Government loan .....	150,000
	£250,000
Leaving a balance of .....	£139,000

To provide for this deficiency, it was resolved to increase the capital by £100,000, and to borrow from the Government an additional sum of £150,000, on the same terms as the former loan.

Additional Government assistance required.

His Excellency the Governor General submitted these propositions to the favourable consideration of the Legislative Council, and the sanction of that body was obtained to the additional loan, and a guarantee of 5 per cent. in perpetuity on the whole capital of £200,000.

Sanction of the Legislative Council to additional loan.

HUNTER

1853.

Movement in favour of constructing a Railway between Newcastle and Maitland.

Provisional Committee appointed.

Capital of Company.

Hunter River Railway Company incorporated.

Government assistance agreed to by Legislative Council.

Prospectus of Company.

First meeting of Directors.

Progress of the Company.

Impracticability of carrying out Railways by private enterprise.

## HUNTER RIVER RAILWAY COMPANY.

While the Sydney Railway Company was struggling with the unprecedented difficulties of the times, and leaning on the strong arm of the Government for support, a movement took place in 1853 for the construction of a line of railway between Newcastle and Maitland. On the 20th of April in that year, a meeting for this purpose was held at the Royal Hotel, and a Provisional Committee appointed.\*

The capital of £100,000 was subscribed on the spot; but it was resolved that, unless encouragement similar to that granted to the Sydney Railway Company, viz., a guarantee of 5 per cent. interest from the Territorial Revenue on the capital subscribed, and grants of sites for termini and stations, should be conceded by the Government, the undertaking would not be further proceeded with.

The resolutions of the Provisional Committee were communicated to the Colonial Secretary, by Mr. Wentworth, their Chairman, and a favourable answer was obtained. After the passing of the Act for incorporating the Company, which was assented to on the 10th October, the subject was again brought under the notice of the Colonial Secretary, by Mr. Holt, then Chairman of the Committee; and on the 8th November he was informed that, in accordance with the resolution of the Legislative Council, the Government was prepared to guarantee interest at 4 per cent. per annum on the first £20,000 of the capital paid into the Treasury, and on any further sums, but not exceeding £100,000 in all, which might be shewn to have been actually expended on the works; and to entertain favourably any application that might be made for sites for termini or stations on Crown Lands suitable for the purpose.

The grounds on which the shareholders based their anticipations of a favourable result to their undertaking were—that the districts of which Maitland might be considered the emporium were by far the most productive and important of the Colony, whether considered with reference to their agricultural, their pastoral, or their mineral wealth; that they were already the seat of a dense and rapidly increasing agricultural and mining population, and their extensive coal fields alone must attract to them a large manufacturing population; that the country throughout consisted of alluvial flats, covered with the finest timber for railway purposes, and that a railway having a terminus in Maitland and Newcastle, and intervening stations adjacent to the western bank of the Hunter, would command, with very trifling exceptions, the whole trade of the northern districts, and would soon supersede the small coasting vessels, by means of which a considerable portion of the produce of the Lower Hunter, and of the rivers in confluence with it, is conveyed to the Sydney markets.

With these flattering anticipations, and the promise of assistance from the Government, the Hunter River Railway Company started into life. The first meeting of the Directors was held on the 11th November, when Mr. Kemp was elected Chairman. Mr. Wallace was appointed Consulting Engineer, and Mr. Gale, Resident Engineer. A contract was entered into with Mr. Higham, for a survey of the line. Messrs. P. W. Flower & Co. were requested to act as English Agents for the Company, with a commission of 2 per cent. on their cash payments. Arrangements were made with the Government for bringing out 500 railway labourers, on the same terms as were conceded to the Sydney Railway Company. A grant of thirty acres at Bullock Island was obtained for the Company; steps were taken for purchasing the land through which the line would pass; indents for plant and machinery were transmitted to England, with remittances to meet the cost; and the tender of Mr. Wright for the construction of the line from Honeysuckle Point to Hexham, at a schedule of prices, was accepted.

But after an existence of little more than a year, which was necessarily exhausted in these preliminary arrangements for carrying out the works, this Company, like its prototype, the Sydney Railway Company, had to yield to the pressure of the times, and be swallowed up by the Government; thus affording another proof of the impracticability of carrying out Railways in the Colony by private enterprise,† even when liberally supported

\* Consisting of the following gentlemen:—Sir C. Nicholson, Capt. King, Dr. Douglass, Dr. Mitchell, Messrs. W. C. Wentworth, T. W. Smart, W. Bradley, J. B. Darvall, T. S. Mort, Thomas Holt, junr., T. E. Ebsworth, Chas. Kemp, S. D. Gordon, D. Jones, J. Reeve, J. Gilchrist, and J. F. Josephson.

† For similar failures in carrying out Railways by private enterprise, we have only to look to Victoria, where the Geelong and Melbourne Line, the Suburban Railway, the Brighton Railway, the Essendon and Hobson's Bay Line, may be referred to as examples.

ported by the Government, at least in the unprecedented condition of the labour market which prevailed when these and other public works, such as the sewerage and water supply of the city, were undertaken.

Under such circumstances, the Engineer-in-Chief found it impossible to arrive at a correct estimate of the cost of the line to Parramatta. In January, 1853, for instance, after the discovery of the Gold Fields, his estimate of £218,420 for the construction of a double line was for "works of the most permanent and substantial description, sidings, temporary stations, purchase of land, and sufficient rolling stock, consisting of engines, carriages, and trucks." In January, 1854, he found it necessary to increase his estimate to £320,000, anticipating at that time a fall in the price of labour; but in January, 1855, instead of wages falling they continued to advance, and he had again to increase his estimate—the cost of the line including the Darling Harbour Branch and the works in Cleveland Paddock being now fixed at about £500,000.\* This startling announcement must have convinced the shareholders of the hopelessness of carrying out the works so as to yield a sufficient return on the capital invested, and prepared them for a transfer of their property to the Government, on anything like reasonable terms. Accordingly, when the Act 18 Victoria, No. 40, was passed, transferring to three Commissioners to be appointed by the Governor General, the powers previously held by the Company, for the formation of other Railways than that from Sydney to Parramatta, and containing provision for the purchase by the Government of the Sydney and Hunter River Railway Companies' properties, meetings of the shareholders of both Companies were held, and resolutions passed in favour of the dissolution of the Companies and the sale of their properties to the Government.

1855.

Original estimate of the cost of the line to Parramatta.

Increase of estimate.

Companies agree to transfer their property to Government.

Act 18 Vict., No. 40, passed.

Captain Ward was appointed Chief Commissioner, and Mr. Barker and Mr. Kemp Commissioners under the Act; and after considerable correspondence, the transfer of the property\* was made; that of the Hunter River Railway on 30th July, and of the Sydney Railway on the 3rd September; the price for the former being the amount of their paid up capital, and for the latter the amount of their capital with a bonus of 7 per cent.

Commissioners appointed under Act.

Transfer of property to Government.

The property and liabilities thus taken over by the Government were as follows:—

Estimate of property transferred.

*Sydney and Parramatta Railway:—*

	£
Paid up capital .....	161,245
Bonus of 7 per cent. ....	11,287
Discount on raising purchase money	8,340
	180,872

Liabilities—

Borrowed from Government.....	240,000
To complete line.....	70,000
To complete works after opening ...	30,000
	340,000

520,872

*Hunter River Railway Company:—*

Paid up capital .....	54,337
Discount on raising purchase money	2,717
	57,054

Liabilities—

To complete line to Maitland, including rolling stock and all expenses .....	250,000
	307,054

Total ..... £827,926

RAILWAYS THE PROPERTY OF THE GOVERNMENT.

From the date of these transfers the Railways became Government property, and have since been carried out under the superintendence of Government Officers.

Judging

\* The difficulty of forming a correct estimate of Railway works, at least in their earliest stages, is not peculiar to this Colony; the parent of Railway lines—that from Liverpool to Manchester, a distance of thirty-one miles—cost £820,000, or four times the original estimate; and the estimated cost of the London and Birmingham Railway, a distance of 112½ miles, was £2,500,000, while the actual cost was £4,500,000.

1855.  
Tenders to be called for at so much per mile.

Judging from past experience, it was evident to the Commissioners that no approximation to the ultimate cost of a line could be made, if the works were to be executed and paid for by the cubic yard. They resolved, therefore, for the future, to call for tenders at so much per mile, the contractor being bound to maintain the line for twelve months after it should be completed and opened for traffic. On this basis, they invited tenders for the line from Hexham to East Maitland. The only offer received was from Mr. Wright, to carry out the work for £76,240, or at the rate of £10,000 per mile, exclusive of station buildings.

Capt. Mann appointed Chief Commissioner.

In July, Capt. Ward resigned the office of Chief Commissioner, and Capt. Mann was appointed in his place.

Tender accepted for construction of line from Hexham to East Maitland, and from Parramatta to Liverpool.

On the 14th August the Commissioners accepted the tender of Mr. Wright, and on 19th October invited tenders for the construction of the line from Parramatta to Liverpool. Only one tender was sent in, that of Mr. Randle, which amounted to £76,119 16s., or at the rate of £9,308 per mile, for a single line with double way, exclusive of station buildings. This tender was accepted on the 8th November.

Arrangement with Mr. Randle for working the line to Parramatta.

An arrangement was also entered into with Mr. Randle for working the line to Parramatta, in which he undertook to maintain the line for twelve months, to pay all expenses, except the salaries of the principal, and half the salaries of the intermediate station masters, on condition of his receiving 55 per cent. of the gross proceeds.

Opening of line from Sydney to Parramatta.

The line from Sydney to Parramatta was opened to the public on 26th September, 1855.\* The gross proceeds to 31st December amounted to £9,248 10s. 3d; the total number of passengers to 98,846; and the net balance deposited in the Treasury, after paying expenses and the 55 per cent. to Mr. Randle, was equivalent to 2½ per cent. on an outlay of half a million sterling.

Net receipts for three months after opening.

1856.  
Resignation of Mr. Wallace.

On the 25th February, 1856, Mr. Wallace resigned the office of Engineer-in-Chief; and Mr. Kemp having resigned his commission on the eve of his leaving the Colony for England, Capt. Hawkins was appointed to the vacancy, and took his seat at the Board on the 11th March.

1857.  
Appointment of Mr. Whitton as Engineer-in-Chief.

On the 15th January, 1857, Mr. Whitton was appointed Engineer-in-Chief, the appointment to date from the day of his embarkation from England; and on 13th February Mr. Barker resigned his seat at the Board. Captain Hawkins resigned his commission in March, and in the following month Mr. Hay, the Secretary for Lands and Works, and Mr. Donaldson, Colonial Treasurer, under the Parker Ministry, were gazetted as Commissioners. In taking his seat at the Board, on 8th April, Mr. Donaldson desired to record the fact that, in consenting to assist in carrying out the duties of the Board, by accepting the office of Commissioner for Railways, he did so only on the distinct understanding that he should be released from those duties on the arrival of the gentleman who had received the appointment of Railway Commissioner in England. During the few months they remained in office they remodelled and reduced the table of fares, and re-organized the Secretarial and Accountant's Branch of the Department. On the 22nd July, Captain Martindale, who had been appointed in England, took his seat as Chief Commissioner in place of Captain Mann; and Captain Ward having acquiesced in the request of His Excellency the Governor General to accept a seat at the Board as Commissioner for Railways, Mr. Hay and Mr. Donaldson resigned their seats.

Mr. Hay and Mr. Donaldson gazetted as Commissioners.

Table of fares remodelled.

Capt. Martindale takes his seat at the Board as Chief Commissioner.

Mr. Hay and Mr. Donaldson resign their seats.

Contracts for works during 1857 and 1858.

During 1857 contracts were entered into with Mr. Randle, for the construction and ballasting of the extension from Liverpool to Campbelltown, and with Mr. Faviell, for the construction of the line from East to West Maitland; and, in 1858, with Mr. Wright, for ballasting the extension to West Maitland, and erecting the goods warehouse and passenger station there. The particulars of these and other contracts for Railway works, from the commencement to 31 December last, will be found in Table I. of the Appendix.

Appendix I.

1858.  
Government Railways Act 22 Vict., No. 19, passed.

On 1st December, 1858, the Government Railways Act 22 Vict., No. 19, came into force, substituting for the Board of three Commissioners, partly independent of the Government, one Commissioner for carrying out the provisions of the Act, subject to the regulations

\* Just five and twenty years after the first Railway in England—the line from Liverpool to Manchester—which was opened for traffic on the 16th September, 1830.

regulations of the Governor and Executive Council. On 28th December Capt. Martindale was gazetted as Commissioner for Railways under this Act, and Capt. Ward was relieved from duty.

Capt. Martindale gazetted as Commissioner for Railways under this Act.

Tenders had been invited, on the 12th October, for the construction of the first section of the Western Line, commencing at the Parramatta Junction; but, in consequence of a pressure on the Government for employment by a large body of labourers, returned from the Rockhampton gold fields, the advertisements were withdrawn; and on 9th December Mr. Gibbons entered into a contract to carry out the works to the Blacktown Road, at a schedule of prices, and to offer employment to as many of the returned diggers as were able to work, and willing to accept his terms. With the same object in view, the construction of a portion of the Northern Line, from West Maitland to Lochinvar, and of the Southern Line, from Campbelltown to Menangle, was undertaken by the Government direct.

Tender accepted for line from Parramatta Junction to Blacktown.

Line from West Maitland to Lochinvar, and from Campbelltown to Menangle, carried out by Government.

While these works were in progress, negotiations were entered into with Mr. Rhodes, and subsequently with Mr. Willcox, agents for Sir S. M. Peto, Brassey, & Betts, which resulted in an agreement being concluded with that firm for the construction of the remaining portions of the lines to Picton, Penrith, and Singleton. The works were to be executed at a schedule of prices similar to that under which Mr. Gibbons was carrying out the Western Extension to Blacktown, and the whole of the lines were to be completed by 21 June, 1861.

Contract with Sir M. Peto & Co., for completion of lines to Picton, Penrith, and Singleton.

1859.

In addition to the office of Chief Commissioner for Railways, Captain Martindale performed the duties of Commissioner for Roads, and Superintendent of Electric Telegraphs, and assumed the title of Commissioner for Internal Communication, under the direction of the Honorable the Minister for Lands and Works, until 1st October, 1859, when, in pursuance of a resolution of the Legislative Assembly of 21st September, the Department of Lands and Works was divided, and the new Department of the Secretary for Public Works created.

Division of the Department of Lands and Works.

On 1st October Mr. Flood entered on his duties, under the Cowper Ministry, as first Secretary for Public Works; and on the 10th, the Executive Council, in considering the steps necessary to be adopted in bringing the new Department into operation, decided that the maintenance of the separate office of Commissioner for Internal Communication was no longer necessary, as its functions would merge, to a great extent, in the Department of the Honorable the Secretary for Public Works. On the 20th October the Minute of the Executive Council was approved by His Excellency, and the office of Commissioner for Internal Communication was abolished.

Mr. Flood, Secretary for Works.

Office of Commissioner for Internal Communication abolished.

Under the provisions of the Government Railways Act of 1858, the Commissioner is invested with certain independent powers in his corporate capacity; but, in other respects, since the division of the Department of Lands and Works, on the 1st October, 1859, he has acted as an officer in the Department of the Honorable the Secretary for Public Works.

Commissioner for Railways a Government Officer.

In January, 1861, Capt. Martindale resigned the office of Commissioner for Railways, and returned to England, and I was appointed to the vacant office, which I still have the honor to hold.

1861.

Resignation of Capt. Martindale as Commissioner, and appointment of Mr. Rae in his place.

The Railways of New South Wales, though essentially one entire concern as the property of the Government, are naturally and geographically separated into two great divisions, the one having its principal terminus at Sydney, the other at Newcastle, upwards of 60 miles apart. The former consists of a great trunk line, two main branches, and one subsidiary branch; the latter of a great trunk line throughout, with one subsidiary branch. Hitherto, the Great Southern Line has been treated as starting from Sydney, and the Great Western from the Parramatta Junction. This appears unfair to the latter. It gives an advantage of 13 miles to the former, though it must be obvious that the line from Sydney to the Parramatta Junction is a common highway for the traffic between Sydney and Penrith and Richmond, as much as for that between Sydney and Picton.

Description of Government Railways.

Besides, the line from Sydney to Parramatta Junction is different in many respects from the others. It has a double line of way and works throughout; it is laid with a different form of rail; it was constructed, too, when an extraordinary state of things existed in the Colony from the recent discovery of the gold fields, and, consequently, at an extraordinary cost.

No such difficulty occurs on the Northern Line. There the Great Trunk runs direct from Newcastle to Singleton, with one subsidiary branch from East Maitland to Morpeth.

Proclamation of lines.

The dates on which the different portions of the lines were proclaimed, will be found in Table III. of the Appendix.

Dates of opening the lines.

The dates on which they were opened for traffic, and their length in round numbers, are, respectively, as follows:—

		Miles.
26 Sept., 1855	Sydney to Parramatta Junction ... ..	13
	Darling Harbour Branch ... ..	1
26 Sept., 1856	Parramatta to Liverpool ... ..	9
5 April, 1857	Honeysuckle Point to East Maitland ... ..	17
19 Mar., 1858	Honeysuckle Point to Newcastle ... ..	1
17 May, 1858	Liverpool to Campbelltown ... ..	12
27 July, 1858	East to West Maitland ... ..	2
2 July, 1860	West Maitland to Lochinvar ... ..	7
4 July, 1860	Parramatta to Blacktown... ..	8
12 Dec., 1861	Blacktown to Rooty Hill... ..	3
24 Mar., 1862	Lochinvar to Branxton ... ..	8
1 May, 1862	Rooty Hill to South Creek ... ..	5
7 July, 1862	South Creek to Penrith ... ..	5
1 Sept., 1862	Campbelltown to Menangle ... ..	6
7 May, 1863	Branxton to Singleton ... ..	14
1 July, 1863	Menangle to Picton ... ..	13
2 May, 1864	East Maitland to Morpeth ... ..	3
1 Dec., 1864	Blacktown to Richmond ... ..	16

The Pitt-street Tramway was opened for traffic in 1861.

Annual progress of construction.

The annual progress of the works, was, accordingly, from the turning of the first turf in 1850 to—

	Miles.	Total opened.
1855	14	14
1856	9	23
1857	17	40
1858	15	55
1859	Nil.	55
1860	15	70
1861	3	73
1862	24	97
1863	27	124
1864	19	143

making a total of 143 miles of Railway opened for traffic, and distributed as under:—

	Miles.
GREAT TRUNK LINE.	
From Sydney to Parramatta Junction, including Darling Harbour Branch ... ..	14
GREAT SOUTHERN LINE.	
Parramatta Junction to Picton ... ..	40
GREAT WESTERN LINE.	
Parramatta Junction to Penrith, including Branch to Richmond	37
GREAT NORTHERN LINE.	
Newcastle to Singleton, including Branch to Morpeth... ..	52
Total ... ..	143
Pitt-street Tramway ... ..	2

The

The Great Trunk Line, from its commencement at Sydney, to its junction with the Great Southern and Western Lines, near Parramatta, consists of a double way and works throughout. The permanent way is laid on cross sleepers, with the Barlow Patent Rail of 75 lbs. per lineal yard.\*

The Great Southern Line commences at the Parramatta Junction, and proceeds to Picton. From the Parramatta Junction to Liverpool, it has a single line of way, with works for a double line; and from Liverpool to Picton, a single line of way and works.

The Great Western Railway starts from the Parramatta Junction, and runs to Penrith, with a single line of way and works throughout.

The Great Northern Line, commencing at Newcastle, consists of a double line of way and works to the Wallsend Junction—a length of about 4 miles. From this junction to East Maitland there is a single line of way, with works for a double line; and the extension from East Maitland to Singleton has a single line of way and works throughout.

The branches to Morpeth and Richmond have also single way and works; with the exception of the Great Trunk, which is laid with the Barlow Rail, and the Richmond Branch, with rails of 55 lbs. per yard, the whole of the lines are laid on cross sleepers, with the double-headed rail of 75 lbs. to the lineal yard.

On the Southern Extension, from Campbelltown to Picton, the most important work is the wrought-iron girder bridge over the River Nepean at Menangle. It consists of three spans of 150 feet each, standing on stone piers of solid masonry. The length of the bridge as originally designed was only 496 feet; but, in consequence of the unprecedented height of the flood of 1860, it was found necessary to raise and extend the superstructure in order to place it above the flood level; and its total length, as executed, including the timber approaches, is 1,909 feet. In this noble structure there are 5,909 cubic yards of masonry, 1,089 cubic yards of brickwork, 935 tons 15 cwt. 20 lbs. of iron; and its total cost was as under—

					£	s.	d.	
Timber Framing	...	...	...	...	15,152	17	0	And cost.
Masonry	...	...	...	...	46,194	19	6	
Ironwork	...	...	...	...	33,214	5	11	
Total	...	...	...	...	94,562	2	5	

The steepest gradient on these lines is 1 in 66; and the smallest curve is 16 chains radius.

The English narrow gauge of 4 feet 8½ inches has been adopted for the railways of New South Wales, but has not been followed in any of the other Australian Colonies. The gauge used in Victoria and South Australia is 5 feet 3 inches, and in Queensland, 3 feet 6 inches. The battle of the gauges was fought as fiercely in Australia as in the Mother Country, and with similar unfortunate results. It is somewhat remarkable that each Engineer-in-Chief for Railways has recommended an alteration in the gauge proposed by his predecessor. In 1848, Earl Grey, the Secretary of State, in a despatch to His Excellency Sir C. A. Fitz Roy, recommended the adoption of a uniform gauge for the Australian Colonies, and suggested the 4 feet 8½ inches as the best for the purpose. In 1850, Mr. Shields, Engineer to the Company, strongly advocated the adoption of the Irish gauge of 5 feet 3 inches; and in 1851, the assent of Her Majesty's Government was obtained to the change. In 1852, the Act 16 Vict., No. 5, was passed, fixing the gauge at 5 feet 3 inches. This Act received the Royal Assent, and was communicated to the Colonies of Victoria and South Australia; and it would have been well for the interests of the different Colonies if the question had then been definitely settled; but in 1853, with a change in the Engineer-in-Chief, there was an alteration in his views on this important subject. Mr. Wallace, fresh from England, strongly deprecated the introduction of the 5 feet 3 inches gauge, which had been legalized by a local enactment. In his letter to the Directors, of 8 September, he says—"The narrow gauge has been found to combine, in a higher degree than any other, the great commercial requisites for a

\* "This description of rail has had a fair trial in England; it has been found to answer admirably, and has been approved of by the first engineers of the day. It is the cheapest rail that has been invented, and combines in its construction the advantage of being much stronger than rails of the same weight formerly used, with the great desideratum of having a continuous bearing."—Report of Mr. Wallace, Engineer-in-Chief, 4 January, 1853.

Description of the Lines—  
Great Trunk.

Great Southern.

Great Western.

Great Northern.

Branch Lines.

Menangle Bridge—  
Description.

Gradients and curves on  
lines open for traffic.

Gauge in New South  
Wales, and in other  
Australian Colonies.

Mr. Shields advocates the  
Irish gauge.

16 Vict., No. 5, fixing  
gauge at 5 feet 3 inches.

" railway,



Mr. Wallace recommends the narrow gauge.

“ railway, namely, speed, safety, convenience, and economy. For these reasons it has been adopted, with little exception, throughout Europe and America, and in India and Egypt, where the highest engineering talent has been employed. Had a wider gauge been considered an improvement, it would, no doubt, have been adopted; but such has not been the case; in both these countries the narrow gauge has been determined on.

“ I feel it my duty to represent these facts to you, and at the same time, to urge you, in the strongest terms, to endeavour to obtain a revision of the Act which fixes the gauge of railways in Australia at 5 feet 3 inches.”

17 Vict., No. 11, fixing gauge at 4 feet 8½ inches.

It was difficult for the Directors to resist so strong an appeal from their chief officer. His report was accordingly forwarded to the Government, with a recommendation that the subject should be reconsidered before any railways were laid down in this or either of the adjoining Colonies. Under the circumstances represented, the Government approved of steps being taken for a repeal of the local enactment; and the Act 17 Vict., No. 11, was accordingly passed, repealing the former Act, and fixing 4 feet 8½ inches as the gauge for railways in the Colony of New South Wales.

Despatch of Earl Grey in favour of 5 feet 3 inches gauge.

This Act was forwarded to the Secretary of State on 15th January, 1853, and on 8th November following, Earl Grey transmitted a copy of a report from Capt. Galton, Assistant Secretary to the Board of Trade, advising the continuance of the 5 feet 3 inch gauge, and instructed His Excellency to move the Legislature to reconsider the question, both on the ground of the alleged superiority of the Irish gauge, and also for the sake of the neighbouring Colonies, with which railway communication must sooner or later be effected. Unfortunately, however, the Victorian Government, on the faith of the enactment of 1852, had ordered working stock from England for the Irish gauge to a large amount; while the Government of New South Wales, on the faith of the enactment of 1853, had ordered their stock for the narrow gauge. It was difficult, therefore, for either Colony to give way.

Last attempt to introduce uniformity of gauge

With the last change in the appointment of Engineer-in-Chief, a last attempt was made to introduce uniformity in the gauge. Mr. Whitton was appointed on 15th January, 1857, and in his evidence before the Select Committee on the Sole Commissioner of Railways Bill, on 27th February, he drew the attention of the Committee to the difference of gauges in the different Colonies, stated his preference for the Irish gauge, and pointed out the inconvenience that would result from a break of gauge, in the event of intercommunication being established with the neighbouring Colonies. Capt. Mann, Chief Commissioner for Railways, in his report of 25th February, 1857, and Capt. Martindale, in his report of 21st August of the same year, both alluded to the magnitude of the evils that must arise at no distant period, and be entailed on the future inhabitants of the Colonies, from this circumstance, and submitted that it was a question deserving the attention of the different Governments.

not successful.

It is to be regretted that this suggestion was not adopted. The line was then opened only to Liverpool, and the alteration might have been effected at a comparatively trifling cost. A mixed gauge might have been laid down, and the rolling stock easily altered to suit the new gauge; but the Government appeared to be tired of alterations, and it is now too late for any of the Colonies to retrace their steps.

Addenda B, C. State of permanent way and works.

The general state of the permanent way and works, and the renewals and repairs most urgently required, are detailed in the Reports from the Superintendents of Way and Works accompanying the Report of the Engineer-in-Chief.

#### WORKS IN PROGRESS.

Cheaper means of locomotion for extensions.

After contracts had been entered into for the completion of the lines to their present termini, the Government, considering that the resources of the Colony would not justify an extension of the Railways into the interior at so large an expenditure per mile, were anxious to devise some means of cheaper locomotion.

Preference of steam to horse power.

Horse tramways were suggested, and the so-called inexpensive method of construction adopted in America. The question was ultimately submitted by His Excellency Sir John Young to the Honorable the Minister for Works, on 4 June, 1861, and referred by him to Mr. Whitton, Engineer-in-Chief for Railways; whose Report of 31st July, 1861,

1861,† appears to have given a satisfactory answer to the question, and clearly proved the beneficial results to the Colony of adopting steam instead of horse power.

Accordingly, on the principle of adopting steeper gradients, sharper curves, and decreased speed, contracts have been entered into for extensions to the south, the west, and the north, and considerable progress has been made in the works, as will appear from the annexed Report of the Engineer-in-Chief. The following tabular statement will shew at a glance the contracts entered into for these extensions :—

Addenda. A.  
Report of Engineer-in-Chief on works in progress.  
Contracts for extensions,

GREAT SOUTHERN LINE—PICTON TO GOULBURN.

Great Southern.

No. of Contract.	Names of Contractors.	Length of Contract.
		miles chains
1	A. Crowshaw, now Murnin and Brown .. .. .	5 34
2	Shuttleworth and Wallace, now Larkins and Wakeford .. .. .	6 76
3	Randle and Gibbons, now Larkins, Wakeford, Murnin and Brown .. .. .	11 40½
4	Larkins, Wakeford, Murnin and Brown .. .. .	5 21
5	D. Williams .. .. .	8 75½
6	Forster and Roberts .. .. .	16 70
7	Mark Faviell .. .. .	26 27
	Total .. .. .	81 24

Completing the Southern Extension to Goulburn.

GREAT WESTERN LINE—PENRITH TOWARDS BATHURST.

Great Western.

No. of Contract.	Names of Contractors.	Length of Contract.
		miles chains
A	Baillie (from Proctor's-lane to Nepean) .. .. .	.....
B	W. Watkins (bridge over Nepean) .. .. .	.....
1	W. Watkins .. .. .	11 3
2	Duxbury and Kerr .. .. .	11 51
3	Wm. Watkins .. .. .	15 34
4	Wm. Watkins .. .. .	15 76·35
	Total .. .. .	54 4·35

Carrying the Western Extension to a point near to Mount Clarence.

GREAT NORTHERN LINE—SINGLETON TOWARDS ARMIDALE.

Great Northern.

No. of Contract.	Names of Contractors.	Length of Contract.
		miles chains
A	J. Heritage, Mason, Hughes, now Goddard (bridge over Hunter, at Singleton) .. .. .	.....
1	Randle and Gibbons, M'Namara and Edwards .. .. .	7 61·4
2	George Blunt .. .. .	7 56
3	George Blunt .. .. .	15 4
	Total .. .. .	30 41·4

Which carries the Northern Extension as far as Muscleebrook.

The completion of these extensions, as far as contracts have been accepted, will more than double the present mileage, and give a total of 309 miles of railway open for traffic in New South Wales.

Mileage of lines open and in progress.

The routes followed by the different extensions are as follows :—

The Southern, starting from Campbelltown, crosses Stone Quarry Creek, and intersects the Main Southern Road a little to the south of Lower Picton; thence piercing through the Redbank Range by a tunnel to the westward of the Village of Redbank it ascends the table-land between Redbank and Myrtle Creek on the east, and the lagoons and Cedar Creek on the west. It then follows the range dividing the Bargo River tributaries from those of the Nattai River and chain of lagoons, to a point 14 miles from Picton, thence, after crossing several of the tributaries of the Bargo River, and passing near to the Prince Albert Inn, the line crosses the Main Southern Road, where it is intersected by the Nattai Creek; thence to the eastward of the Fitz Roy Iron Mines, crossing the Mittagong Range at Gibraltar Gap by a tunnel, it passes through the Wingecarribee Estate

Description of routes followed by extensions.  
Great Southern.

† On the cost of constructing cheap lines of Railway between Picton and Goulburn in the south, and Penrith and Bathurst in the west. The cost of haulage on the Western Line, over the gradients proposed for the Railway, if horse power is used, as compared with the cost of haulage on the same gradients by steam power, and the cost of haulage by horse power over a tramway laid on the surface of the existing main road between Penrith and Bathurst.

Estate, crossing the river about 2 miles west of Bong Bong. From this point the line is carried to the eastward of Gillinambullam Range, crossing the Old Southern Road, where it is intersected by White's Creek; thence passing to the eastward of Sutton Forest, and the western foot of Mount Broughton, it rises gradually to the summit of Paddy's River Range near Pine Lodge, and follows the range dividing the tributaries of the Shoalhaven River from the sources of Paddy's River to the old Southern Road, about  $1\frac{1}{2}$  mile south of Paddy's River; thence passing Bomballa Swamp it follows the course of Barber's Creek to near Glenrock, crossing the Main Road about 2 miles north of Marulan, and passing Lockyersleigh crosses Narrumbulla Creek and Wollondilly River; thence skirting the spurs of the Cockbundoon Ranges, it reaches a point to the westward of Towrang, where it again crosses the Wollondilly, and follows the valley of this river generally to Goulburn. The aggregate length of the two tunnels on this line is 770 yards.

## Great Western.

The Western Line, proceeding from Penrith, crosses the Nepean a little to the north of the present ferry to the Township of Emu; thence ascending by a spur or inferior range it intersects the Great Western Road, and crosses Knapsack Gully at an elevation of 410 feet above Emu Plains, reaching the summit of Lapstone Hill, near the old Pilgrim Inn, on the Western Road. The Main Range, which divides the tributaries of the Nepean and the Cox from those of the Grose River, is then followed to near Shepherd's Toll-bar, Mount Victoria, where the line diverges to the north along Darling's Causeway, which divides the waters of the River Lett from the sources of the Grose to Bell's line of road, or the range dividing these waters from those of the River Colo. Following this range to Dargan's Creek, the line then takes a westerly direction, and, crossing the range by a tunnel between Dargan's Creek and Brown's River, reaches Lithgow's Valley, by descending one of the tributaries of Brown's River. It follows this valley to a point on the Mudgee Road, near Coerwul, where it is intersected by Brown's River; thence crossing the range between Brown's, and the Middle River, it proceeds through a level country to the Middle River Range, which is crossed by a tunnel, and passing Wallerawang, or Piper's Flat to the north, crosses Cox's River and follows the Horse Gully to the lowest point in the Main Dividing Range, between the eastern and western waters, a short distance to the north of the Township of Rydall. It then crosses the Western Road, and follows generally the course of Solitary Creek to within half a mile of its confluence with the Fish River; thence skirting the foot of Mount Tarana, and crossing an undulating country it reaches Dirty Swamp, Tyndale's Hollow, and Bathurst Plains, terminating in the Town of Bathurst.

## Great Northern.

The extension of the Great Northern Railway from Singleton towards Armidale commences at the termination of Sir S. M. Peto and Co.'s contract at Singleton, and crosses the River Hunter about three-quarters of a mile to the westward of the present ford for the Main Road. The line then follows a leading range in a northerly direction to Blackwall Creek, crossing the Great Northern Road  $1\frac{1}{4}$  mile west of Singleton; thence to Falbrook or Glennie's Creek, which is crossed at a point in its course about  $1\frac{1}{2}$  mile north-east of the Township of Camberwell, and in a westerly direction passing south of Ravensworth to near the Great Northern Road, where it is intersected by Foybrook. The general direction of the Northern Road is then followed to within a mile of Liddell, at which point the railway crosses the road, and passes through the south-west portion of the Township of Liddell; thence it proceeds to the south of and parallel with the valley of the Western Salt Ponds for about 3 miles, and ascends to the Grass-tree Dividing Range, crossing the Great Northern Road half a mile south-east of Apple-tree Flat, and leaving the Gap Station to the south about 10 chains. From the summit of the Grass-tree Range, which is passed  $2\frac{1}{2}$  miles north of the Main Road to Muscleebrook, the line follows generally the Valley of Muscleebrook, crossing the creek three times, and the Main Road at Muscleebrook. The length of this line, which is the limit to which Parliamentary sanction has been obtained, is  $30\frac{1}{2}$  miles.

From Muscleebrook to Murrurundi the direction of the proposed Railway is as follows:—Crossing the Main Road a quarter of a mile north of Muscleebrook, it follows the general direction of the road on the east side to Aberdeen, where it crosses the Hunter River, a quarter of a mile to the east of the ford on the Main Road; thence crossing the Main Northern Road a mile north of the Hunter at Aberdeen, the line passes on the west side, and follows the direction of the Main Road to Scone, where it again crosses to the

the east side of the road, and follows the Valley of Kingdon Ponds to within 2 miles of the Township of Wingen; from which, through Wingen to the "Highland Home," the line is west of the Main Road. Thence to Murrurundi, crossing the Northern Road at "Highland Home," the proposed line passes a short distance to the south-west of Beckham, Bloomfield, and Blanford, then follows the south side of the River Page to Haydonton (the terminus of the proposed Extension), passing Warland's Range 1½ mile to the north of the road crossing and intersecting the Great Northern Road near the Township of Murulla. The length of this portion of the Extension from Muscleshbrook is 39½ miles.

The estimated cost of these extensions is as under:—

Estimated cost of extensions.

	Southern— Picton to Goulburn. 81 miles.	Western— Penrith to Bathurst. 111 miles.	Northern— Singleton to Armidale. 70 miles.
	£	£	£
Earthwork .. .. .	179,791	412,141	215,761
Masonry in bridges, &c. . . . .	68,907	43,153	45,269
Timber framing .. .. .	27,479	41,786	70,764
Tunnels .. .. .	59,000	5,720	.....
Permanent way .. .. .	243,000	333,000	268,225
Stations .. .. .	10,000	10,000	13,000
Wrought-iron girders, &c. . . . .	9,600	100,000	.....
Side drains .. .. .	14,256	19,536	6,600
Fencing .. .. .	24,300	33,300	21,860
Level crossings, station arrangements, and contingencies ..	52,167	111,364	64,147
Total .. .. .	688,500	1,110,000	705,626

Or at the rate per mile, exclusive of land, of £8,500 on the Southern, £10,000 on the Western, and £10,000 on the Northern.

LINES OPEN FOR TRAFFIC—COST OF CONSTRUCTION.

In table No. II. of the Appendix, I give an abstract of the total amount expended in constructing the lines now open for traffic, including rolling stock, price paid for land, machinery, workshops, and stations, and other buildings, to 31 December last. From this abstract the following results are derived:—

Cost of construction. Appendix II.

Length.		Cost.
		£ s. d.
<b>GREAT TRUNK LINE.</b>		
13	Sydney to Parramatta Junction .. .. .	582,129 2 11
1	Darling Harbour Branch .. .. .	33,370 7 6
14		620,499 10 5
2	Pitt-street Tramway .. .. .	4,657 1 1
<b>GREAT SOUTHERN LINE.</b>		
9	Parramatta Junction to Liverpool .. .. .	126,029 9 3
12	Liverpool to Campbelltown .. .. .	131,795 15 8
6	Campbelltown to Menangle .. .. .	80,220 12 5
13	Menangle to Picton .. .. .	320,970 19 9
40		659,016 17 1
<b>GREAT WESTERN LINE.</b>		
21	Parramatta Junction to Penrith .. .. .	293,979 18 5
16	Branch— Blacktown to Richmond .. .. .	68,861 13 5
37		362,841 11 10
<b>GREAT NORTHERN LINE.</b>		
20	Newcastle to West Maitland .. .. .	383,565 11 5
29	West Maitland to Singleton .. .. .	336,669 2 4
3	Branch— East Maitland to Morpeth .. .. .	27,463 16 4
52		747,698 10 1
<b>ROLLING STOCK.</b>		
	Great Trunk—Southern and Western .. .. .	132,685 4 4
	Windsor and Richmond .. .. .	4,837 17 5
	Northern .. .. .	78,470 10 1
		215,993 11 10
	Tramway .. .. .	1,392 9 1
		217,386 0 11

MACHINERY.

Length.	MACHINERY.								Cost.
	Southern and Western ..	..	..	..	..	..	..	..	15,053 1 9
	Northern ..	..	..	..	..	..	..	..	4,637 15 7
									19,690 17 4
	ABSTRACT.								
14	Great Trunk Line ..	..	..	..	..	..	..	..	620,499 10 5
40	Great Southern ..	..	..	..	..	..	..	..	659,016 17 1
37	Great Western ..	..	..	..	..	..	..	..	362,841 11 10
52	Great Northern ..	..	..	..	..	..	..	..	747,698 10 1
143									2,390,056 9 5
2	Tramway ..	..	..	..	..	..	..	..	4,657 1 1
									2,394,713 10 6
	Rolling Stock ..	..	..	..	..	..	..	..	217,386 0 11
	Machinery ..	..	..	..	..	..	..	..	19,690 17 4
	TOTAL COST .. .. .								£ 2,631,790 8 9

Cost of construction per mile.

Omitting the sub-divisions, as the distribution of the expenditure can be regarded only as an approximation to the truth, the cost per mile of the principal divisions of the lines has been as follows:—

	£
Great Trunk and Branch .. .. .	44,321
Great Southern .. .. .	16,475
Great Western and Branch... .. .	9,806
Great Northern and Branch .. .. .	14,378
All the lines, exclusive of machinery and rolling stock .. .. .	16,713
All the lines, including machinery and rolling stock .. .. .	18,404

The disproportion in these amounts is more apparent than real. The Great Trunk is a double line of way and works throughout, and was constructed under exceptional circumstances, when the price of labour and materials was excessive. On the Great Southern Line, the Menangle Bridge adds £2,364 to the cost per mile. The Great Western cost £14,000 per mile, but is reduced to £9,937 by the addition of the cheap branch to Richmond. The cost of the Northern Line is £14,378, and, as the Morpeth Branch is of the same character of construction as the Main Line, £14,000 may be taken as a fair average of the cost per mile of constructing the single lines now open, exclusive of rolling stock. Nor, is this a high average; for, when the expense of the Great Trunk is omitted, the cost of all the single lines is reduced to £13,717 per mile; and considering that the whole of the permanent way has been procured from England, and that the expense of freight, insurance, and other charges of transmission forms so important an element of the price of these articles when received in the Colony, the cost of the lines now open for traffic in New South Wales will bear a favourable comparison with the cost of any lines of equal quality of construction in the world.\*

£14,000 per mile average cost of construction for single line.

Appendix III.  
Lands taken for Railway purposes.

In table No. III. I have given a complete Schedule of all the lands taken for railway purposes, arranged according to the dates of proclamation, shewing the quantity of land taken, the amount of compensation claimed, whether by owners, lessees, tenants, or occupiers, the amounts offered, the amounts fixed by arbitration, the amounts paid, including cost of conveyance, the dates of payment, with explanatory remarks shewing why certain of the claims are still unsettled.†

Table

\* The Report of the Board of Land and Works on the Victorian Railways for 1864, gives the following as the cost per mile on the Victorian, and some of the principal Main Trunk Lines in England:—

Victorian Railways .....	£37,200	London and North-western .....	£40,158
Great Eastern .....	32,792	London, Brighton, and South Coast .....	45,471
Great Western .....	37,344	London, Chatham, and Dover .....	59,531
Great Northern .....	42,089	London and South-western .....	32,229

† After this Return was printed, my attention was drawn to an omission, which I am happy to rectify. In addition to the cases mentioned in the Return, where lands have been given gratuitously for railway purposes, the following should have been enumerated:—

No. 130	a. 8	r. 2	p. 9	G. S. R. John Taylor.	No. 256	a. 1	r. 1	p. 35½	G. W. R. Eleanor Wingate.
176	39	1	8	G. S. R. J. and Sir Wm. Macarthur.	423	16	0	22	G. N. R. A. W. Scott.
					498	1	1	19½	G. N. R. Mary Hanson.

Table IV. is a Return of the permanent way materials, rails, chairs, fish-plates, bolts and nuts, rivets and keys, arranged according to the indents; shewing contract price in England, names of contractors, amounts paid for freight, insurance, and other charges, and total cost delivered in Sydney; but as doubts have been expressed as to the *bona fides* exercised in procuring these materials in the mother country, I deem it necessary to offer a few explanatory remarks. The method adopted by the Railway Companies, and subsequently by the Government, for procuring materials from the mother country was somewhat analogous. The Sydney Railway and the Hunter River Railway Companies appointed Messrs. P. W. Flower and Co., as their agents in England, to make contracts for railway materials, and to superintend their manufacture and shipment, at a commission of 2 per cent. on cash payments. When the Railways became Government property, the Commissioners continued the same arrangement till July, 1857, when the Honorable the Colonial Treasurer under the Parker Ministry invited tenders from the principal mercantile firms in Sydney, and the offer of Messrs. Lloyd, Beilby, and Co., to pay a bonus of £1,000 for the privilege of acting as English Agents for the Colony, was accepted. Capt. Galton, at the request of the Colonial Government, and with the sanction of the Board of Trade, undertook to make contracts for and to inspect and certify for all railway materials, with power to employ an inspecting engineer, at a commission not exceeding 1 per cent. On the failure of the firm of Lloyd, Beilby, & Co., tenders were again called for in Sydney, and that of Messrs. Willis, Merry, & Co. was accepted in October, 1859, viz., a bonus of 1 per cent. on the value of all indents executed.

Appendix IV.  
Permanent Way  
materials.

Method of procuring  
from England.

P. W. Flower & Co.,  
English Agents.

Lloyd, Beilby, & Co.,  
English Agents.

Capt. Galton undertakes  
to inspect and certify for  
Railway materials.

Willis, Merry, & Co.,  
English Agents.

Capt. Galton continued to render his valuable gratuitous services to the Colony, until 1st January, 1863, when Mr. Hamilton was appointed Representative Agent.

Mr. Hamilton appointed  
Representative Agent for  
the Colony.

During the agency of Messrs. P. W. Flower & Co., Mr. Barlow, brother of the patentee of the Barlow Rail, and Mr. M'Connell, Locomotive Superintendent of the London and North Western Railway, acted as inspecting engineers. Mr. Bertram, Chief Engineer of the Great Western Railway, was employed in the same capacity during the agency of Messrs. Lloyd, Beilby, & Co.; and, on the appointment of Messrs. Willis, Merry, & Co., Capt. Galton nominated Mr. Fowler in the place of Mr. Bertram who had resigned. Full instructions were transmitted to Capt. Galton on his appointment, and a copy was at the same time forwarded to Messrs. Lloyd, Beilby, & Co. for their guidance. A copy of the same instructions was subsequently sent to Mr. Hamilton, and they were acted on till towards the close of 1864, when a new arrangement was made.

Inspecting engineers.

Addenda F.

Instructions for guidance  
of English Agents.

With reference to the commission paid for inspection, Mr. Fowler having represented to Capt. Galton that 1 per cent. would not cover the travelling and other expenses involved in the inspection of machinery and rolling stock, the matter was referred to the Honorable the Secretary for Works, who approved of commission being paid at the rate of 1 per cent. on permanent way materials, and  $2\frac{1}{2}$  per cent. on rolling stock and machinery; and a comparison of the commission paid by the Governments in the neighbouring Colonies, and by some private firms, will shew that this allowance is not unreasonable. Thus, the Victorian Government pays—

Commission paid to  
inspecting engineers.

- 2% for rails, chairs, &c.
- 3% for bridge work and locomotives.
- $3\frac{1}{2}$ % for machinery.

The Adelaide Government—

- 2% on all materials; and no carriages have been imported for the last eight years.

Queensland Government—

- $3\frac{1}{2}$ % on all materials.

Messrs. P. N. Russell and Co.—

- 1% on raw material.
- $2\frac{1}{2}$ % on manufactured articles.

Australasian Steam Navigation Company—

- $2\frac{1}{2}$ % on all purchases.

Australian Agricultural Company—

- $2\frac{1}{2}$ % on purchases, with a small fixed salary to Agent.

11—C

The

Rates of freight—

The high rates of freight paid by the Government have also been noticed; but this arose from no want of vigilance on the part of the Government; for, when freights ruled unusually high, the attention of the agents was invariably called to the subject. In consequence of these representations, and in order to keep down the rate and insure sufficient shipping, tenders were invited by Messrs. Willis, Merry, and Co. on 19th December, 1860, for the freight to Sydney of permanent way and rolling stock. Fourteen tenders were received and the lowest accepted.

Freight will vary with the amount of dead weight offering for shipment.

The rate of freight will vary with the amount of dead weight offering for shipment. When time is no object, and exporters can watch their opportunity, freights may be procured at a nominal figure; but the case is different when thousands of tons have to be shipped within a limited period. On 26th May, 1863, Mr. Hamilton writes: "The order might be completed with greater dispatch, but for the difficulty of providing freight for so large a quantity without raising the price. Mr. Merry says that he cannot safely offer more than 12 to 1,400 tons per month, and that if a much larger quantity is thrown into the market, the freight will be raised to 40s., whereas the rate now ruling is 22s. 6d. per ton"; and, on 27th July, he adds: "It is not improbable that you may hear that a small amount of freight may be engaged at this moment at 20s. per ton. I therefore think it well to anticipate inquiry by saying that no large quantity could be provided for at this rate"; and again: "It is not unlikely that you may hear, from time to time, that our rates are in excess of the terms offered by some one ship in want of freight; but I believe, considering the quantity of freight we have to engage, you will have no reason to complain of our making contracts on terms unfavourable to the Government."

Mr. Hamilton's explanation of the high rates of freight.

Instructions to dispense with the services of Mr. Fowler.

It will thus be seen that the Government was not neglectful of the interests of the Colony, in procuring railway materials from England; but from the apparent disproportion of the contract prices for rails, and those quoted in the *Economist*, a disproportion that is easily explained from the different quality of the materials compared, an opinion got abroad that the Colony was being defrauded to an enormous amount, by the apathy or collusion of some parties in England or elsewhere; and the Honorable the Secretary for Works under the Martin Ministry, on 22nd October last, addressed a letter to Mr. Hamilton, requesting him to dispense with the services of Mr. Fowler as Inspector of Railway Iron Plant, and Rolling Stock; to obtain any materials absolutely necessary, through the agency of a leading London broker, and to stop, as far as practicable, the execution of contracts for materials already ordered. On 10th November, 1864, Capt. Mayne was appointed English Agent, in the room of Mr. Hamilton, who had resigned, and instructed to proceed to England, and investigate into and report upon all the circumstances connected with the purchase of railway iron, and the actual value of the rails and chairs so purchased.

Capt. Mayne appointed English Agent, and instructed to report on all circumstances connected with purchase of Railway materials in England.

Addenda G.

Capt. Mayne's Report.

Capt. Mayne entered on the duties of the agency in England on 1st February last, and lost no time in addressing himself to the inquiry directed by the Honorable the Acting Secretary for Public Works. His Report, dated 24th April, 1865, reached the Colony in June last. A copy of this Report, and the correspondence that led to it, will be found in the Addenda, and a perusal of it must tend to remove the impression entertained by many persons that there had been a wasteful extravagance or *mala fides* exercised in procuring materials from England. The professional gentlemen whom Capt. Mayne consulted concur in their opinion, that the prices paid by the Government of New South Wales were not in excess of the current rates of the periods for material of equal quality, and that the Colony had been uprightly and fairly dealt with in the matter. The conclusion of the Report is as follows:—"Guided, then, by the concurring opinions I have given, emanating from able, experienced, and practical men, after investigation and consideration of the matter submitted to them, and having regard also to *all* the facts and circumstances, I have to report, that I consider it to be beyond doubt that, in the purchase of permanent way material during the periods in question, the Colony was zealously, faithfully, and efficiently served, and was not charged, for the materials supplied, prices in excess of the fair current rates of the periods, for material of the quality obtained, under the particular specifications in force."

In

In table No. V. I give a return of the rolling stock procured from England and manufactured in the Colony, arranged according to the indents, and shewing similar details, as in the case of the permanent way materials, but exclusive of the cost of fitting up, and other charges which were not kept separate, but included under the general head of rolling stock in the books. A more detailed description of each article of rolling stock is given in table No. VI.; and the following is a list of the stock now in use:—

Appendix V.  
Indents for rolling stock.

Appendix VI.  
List of rolling stock.

LOCOMOTIVES.

Tender engines ... ..	18
Tank engines ... ..	8
	— 26

PASSENGER TRAFFIC.

CARRIAGES—

State, Coupé, Picnic ... ..	3
First-class ... ..	6
Second-class * ... ..	17
Third-class † ... ..	60
Composite ... ..	21
Tram-cars ... ..	3
Horse-boxes ... ..	32
Carriage Trucks ... ..	25
	— 167

GOODS TRAFFIC.

WAGGONS VANS AND TRUCKS—

Low-sided A. ... ..	88
High-sided B. ‡ ... ..	38
Covered C. ... ..	32
Medium D. ... ..	105
Timber trucks E. ... ..	8
Meat vans ... ..	10
Ballast trucks ... ..	25
Brake vans ... ..	19
Cattle trucks ... ..	21
Sheep vans ... ..	10
	— 356

Total locomotives and vehicles ... .. 549

But this stock is not sufficient for the rapidly increasing demands of the traffic; and is being steadily increased by accessions from England and Colonial manufacturers.

In table No. VII. I have given a return of the machinery used in the shops, and on the lines, including turn-tables, cranes, weigh-bridges, pumping, and other apparatus used in working the traffic, arranged according to the indents, and shewing similar details as in the case of the permanent way and rolling stock, but also exclusive of the expense of fixing. In a separate return, No. VIII., will be found a list of all the machinery used in the workshops.

Appendix VII.  
Indents for machinery and miscellaneous articles.

Appendix VIII.  
List of machinery used in workshops.

The state of the rolling stock and machinery will be found in the reports of the locomotive foremen, D. E., in the Addenda.

Addenda D. E.  
State of rolling stock and machinery.

TRAFFIC

\* Five second-class carriages have been converted at the Railway shops, Sydney, into composite carriages.

† All the third-class carriages have been converted into second class, at the workshops.

‡ Two B trucks have been changed to horse-boxes.



## TRAFFIC RECEIPTS AND WORKING EXPENSES.

Appendix IX.  
Receipts and Expenditure.

In table No. IX. I give an abstract shewing the number of trains, the number of passengers, the tonnage of goods carried, the earnings from all sources, the working expenses, the amount of capital invested, and the rate of interest thereon for each year, from the opening of the Railway to the 31st December last.

Appendix X.  
According to miles open.

In table No. X. the above abstract is arranged according to the miles open, to shew the average per centage of working expenses to the earnings. And in table

Appendix XI.  
According to train miles run.

No. XI. the return is constructed according to the train miles run, to shew the net earnings per train mile.

From these tables, by combining all the lines, we derive the following results:—

Interest on capital invested.

Year.	Miles open.	Number of Passengers.	Tons of Goods.	Total Earnings.	Total Working Expenses.	Net Earnings.	Capital Invested.	Rate of Interest.
1855	13½	98,846	.....	£ s. d. 9,248 10 3	£ s. d. 5,958 13 10	£ s. d. 3,289 16 5	£ s. d. 515,347 0 0	0·638
1856	22	350,724	2,469	32,283 0 11	21,788 6 3	10,494 14 8	683,217 0 0	1·536
1857	39	329,019	20,847	43,387 17 10	31,338 0 3	12,049 17 7	1,023,838 16 2	1·175
1858	54	376,492	33,385	62,309 16 7	43,928 12 8	18,381 3 11	1,231,867 10 1	1·492
1859	54	425,877	43,020	61,760 15 3	47,597 16 8	14,162 18 7	1,273,415 17 11	1·107
1860	69	551,044½	55,394	62,268 18 10	50,427 13 1	11,841 5 9	1,422,672 1 6	0·832
1861*	72	595,591½	101,130	75,004 0 10	61,137 0 8	13,817 0 2	1,536,032 12 0	0·899
1862	96	642,431	205,139	103,871 6 11	68,725 10 2	35,145 16 9	1,907,807 8 7	1·842
1863	123	627,164	218,535	123,941 0 2	96,867 9 11	27,073 10 3	2,466,950 6 7	1·097
1864	142	693,174½	379,661	147,653 12 11	103,714 18 3	43,938 14 8	2,631,790 8 9	1·669

Percentage of working expenses to earnings.

Year.	Miles open.	Earnings per Mile open.			Expenditure per Mile open.	Net Earnings per Mile open.	Expenses per cent on Earnings.
		Passengers, &c.	Goods.	Total.			
1855	13½	£ s. d. 673 19 4·666	£ s. d. 11 11 1·334	£ s. d. 685 1 6	£ s. d. 441 7 8·206	£ s. d. 243 13 9·704	£ 64·428
1856	22	1,342 1 10·181	125 6 4·500	1,467 8 2·681	990 7 6·681	477 0 8·227	67·490
1857	39	896 13 6·230	215 16 8·179	1,112 10 2·409	803 10 9·307	303 19 5·102	72·223
1858	54	849 4 10·093	304 12 10·481	1,153 17 8·574	813 9 10·370	340 7 10·204	70·500
1859	54	861 2 11·926	282 11 4·351	1,143 14 4·277	181 8 9·926	262 5 6·851	77·068
1860	69	658 7 5·609	244 1 6·014	902 8 11·623	730 16 8·536	171 12 3·087	80·953
1861*	72	719 7 6·580	367 12 9·043	1,087 0 3·623	886 15 4·464	200 4 11·159	81·578
1862	96	646 16 9·104	435 3 1·260	1,081 19 10·364	715 17 9·771	366 2 0·593	66·164
1863	123	579 12 11·902	428 0 0·211	1,007 13 0·113	787 10 9·748	220 2 2·365	78·156
1864	142	573 17 0·662	465 19 2·795	1,039 16 8·457	730 7 8·809	309 8 6·643	70·242

Net earnings per train mile.

Year.	Train Miles run by			Earnings per Train Mile.			Expenditure per Train Mile.	Net Earnings per Train Mile run.
	Passenger Trains.	Goods Trains.	Total.	Passengers, &c.	Goods.	Total.		
1855	14,107	.....	14,107	s. d. 12 10·689	s. d. 0 2·654	s. d. 13 1·343	s. d. 8 5·374	s. d. 4 7·969
1856	63,751	4,620	68,371	9 3·155	11 11·221	9 5·323	6 4·482	3 0·839
1857	94,050	13,772	107,822	7 5·238	12 2·689	8 0·576	5 9·755	2 2·821
1858	123,131	18,364	141,495	7 5·38	17 10·995	8 9·688	6 2·510	2 7·178
1859	126,941	20,677	147,618	7 3·918	14 9·109	8 4·411	6 5·385	1 11·026
1860	155,067	24,182	179,249	5 10·961	13 11·144	6 11·373	5 7·618	1 3·855
1861	157,156½	57,725	214,881½	6 3·802	8 9·467	6 11·771	5 3·839	1 3·432
1862	202,127	72,433	274,565	6 1·731	11 6·407	7 6·704	5 0·073	2 6·731
1863	240,923½	74,253½	315,177	5 11·023	14 2·154	7 10·378	6 1·762	1 8·616
1864	295,975	119,447½	415,422½	5 6·076	11 0·945	7 1·303	4 11·919	2 1·384

Passenger-traffic.

It will be seen that in 1856, the first complete year, the number of passengers travelling by the Railways was 350,724. Next year there is a falling off in the number of passengers to the extent of 21,705. From 1857 to 1862 inclusive, there is a steady increase in the passenger-traffic, but a decrease in 1863 of 15,120, while in 1864 there is an increase over 1863 of 65,864, the total number being 693,174, or nearly double the number of 1856. One cause of the apparent decrease in 1863 arises from the method adopted of charging excursion tickets as single while the return tickets are doubled; and another from the Review of volunteers and sham fight at Parramatta, in November, 1862, which swelled the number of passengers during that month by several thousands beyond the ordinary proportion.

But

\* In this year the 3 miles open to Rooty Hill are not taken into account, as the opening did not occur until 12 December, 1861.

But in countries such as New South Wales, where the population is comparatively small, and scattered over a vast territory, we must look for an increase in railway revenue chiefly to the development of the goods traffic. Accordingly, we find that while the tonnage of goods carried in 1856 was 2,469, it increased in 1857 to 20,847, and steadily advanced at the rate of 10,000 tons per annum till 1860, when it reached 55,394, and that in 1861 it nearly doubled this amount, and kept rapidly increasing till in 1864 it assumed the gigantic proportions of 379,661 tons, or upwards of 153 times the tonnage of 1856.

It will be observed that this extraordinary increase belongs chiefly to the Northern Line, where the tonnage, which in 1860 was 14,810, had advanced in 1861 to 59,539, and in 1864 to 316,666, owing mainly to the rapid development of the coal trade at Newcastle within the last few years.

Previous to 1855, when our first line of railway was opened, this trade was almost monopolized by the Australian Agricultural Company. The only other mines open at this period were those of Messrs. Donaldson, Brown, & Nott. The coal raised by them was brought to the port in drays and shipped by wheelbarrows, while the Company's coal was conveyed to their shoots by means of a horse tramway. In the year 1855, shoots were erected by Messrs. Donaldson, Brown, & Nott, adjoining those of the Australian Agricultural Company, and a tramway was laid down from their mines. Their interest in these works was afterwards sold to the Coal and Copper Mining Company, and the rivalry that thus sprang up soon led to the adoption of locomotive power on both their lines.

In 1857, the Minmi Colliery was opened by Mr. Eales. It is distant about 16 miles from Newcastle, but shoots were erected at Hexham, to which the coal was brought by means of a locomotive railway. In the following year, this mine came into the possession of Messrs. J. and A. Brown, who, at considerable cost, increased its productiveness, and the facilities for shipment. They formed a junction with the Great Northern Railway, at Hexham, and purchased the drop-ship in the harbour of Newcastle, steam-tugs, and lighters, and were soon in a position to carry on an extensive coal trade.

During the year 1861, the Wallsend Company opened their extensive mines, about 8½ miles from the port. A branch railway from their mines to the junction with the Great Northern Railway, about 5 miles from Newcastle, was formed, and steam cranes were erected by the Company, on the wharf of which they held permissive occupation. The haulage on this line is performed by the Government. It was during this year that coal began to form an item of railway receipts, 5,420 tons having been delivered from the Wallsend Company's pits in the month of March. The traffic was interrupted, for some months of this year, in consequence of the strike among the workmen at all the mines.

Towards the close of 1863, two other coal mines—the Waratah, and the Lambton, or Scottish Australian—were added to the list. These mines are severally about 5 miles from Newcastle, and are each connected, by branch lines, with the Great Northern Railway, at a point about 3 miles from Newcastle. The Waratah Company have also run their line to the southern branch of the River Hunter, near Bullock Island, where they have erected shoots from which vessels of a limited draught of water can be loaded.

There are other mines in the district that will soon be ready to commence operations:—The Woodford Colliery, about 15 miles distant from Newcastle, connected with the Great Northern Railway, at a point about 14 miles from the port; the Hartley Vale Colliery, situate about 4 miles, and forming a junction with the Main Line about 3 miles from Newcastle; and the Co-operative Coal Company, whose mines are about 8 miles from the port. They are forming a line of railway to join the Wallsend Company's line, near Wallsend.

The Anvil Creek Colliery is about 32 miles from Newcastle, and has a short siding connecting it with the Great Northern Railway. It is at present worked by a horse

Goods traffic.

Increase in goods traffic mainly owing to development of coal trade.

Rise and progress of the coal trade of Newcastle in connection with Railways.

Australian Agricultural Company.

Coal &amp; Copper Company.

Minmi Colliery.

Wallsend Company.

Waratah Company.  
Lambton Company.

Woodford Colliery.

Hartley Vale Colliery.

Co-operative Coal Company.

Anvil Creek Colliery.

horse gin, but a steam engine is in the course of erection. The coal from this mine is disposed of principally at Maitland and Morpeth, and only a small portion is sent to Newcastle by railway.

Movement of coal trade at Newcastle from 1854 to 1864.

The following tabular statement will shew the movement of the coal trade at Newcastle, since January, 1854:—

Year.	Coasting Vessels to Sydney.	Foreign-going Vessels.	Total.	Shipped by Companies.	Shipped by Railway.
1854 .....	49,880	44,751	94,631	94,631	
1855 .....	65,870	47,101	112,971	112,971	
1856 .....	61,364	70,786	132,150	132,150	
1857 .....	60,998	84,553	145,551	145,551	
1858 .....	70,385	69,553	139,938	139,938	
1859 .....	91,201	150,125	241,326	241,326	
1860 .....	104,383	179,453	283,836	283,836	
1861 .....	85,060	170,880	255,940	211,027	44,913
1862 .....	127,613	229,810	357,423	221,671	135,670
1863 .....	140,387	211,627	352,014	216,721	135,293
1864 .....	160,710	277,318	438,028	165,313	272,715
	1,017,851	1,535,957	2,553,808	1,965,135	588,591

Coal trade in connection with Railways, dates from 1861.

Steam cranes.

Facilities for shipment.

Rates.

From 1861, when the coal trade in connection with the Railway commenced, the Government has incurred considerable expenditure in the erection of steam cranes, on the wharf at Newcastle, to afford facilities for the shipment of coal. In June, 1863, in consequence of complaints that the Wallsend Company were exercising exclusive rights of the cranes erected by them on sufferance, the Government took these cranes at a valuation; and the facilities for the shipment of coal are now equal to the demand. There are six steam cranes in operation, and a seventh in course of erection, belonging to the Government. And in addition to these there are the Australian Agricultural Company's shoots, the Coal and Copper Company's shoots, the Waratah Company's shoots, the Minmi Company's shoots, and drop-ship.

The rates originally fixed were 2d. per ton per mile for the haulage of coal, and 6d. per ton for the use of the cranes. Towards the close of 1863 the rates were reduced for long distances, 1 mile in 5 being allowed over the first 15 miles. During 1864, regulations were published for the shipment of coal by the cranes. A wharfinger was appointed, and the rates were again reduced, viz., to 1d. per ton per mile on owner's lines, and 1½d. on the Government Railway.

Receipts from coal traffic from 1861 to 1864.

The receipts for coal traffic on the Great Northern Railway from March, 1861, to 31st December, 1864, were as under:—

YEAR	Wallsend Company.		Minmi Company.		Anvil Creek Company.		Waratah Company.		Lambton Company.		Australian Agricultural Company.		TOTAL.	
	£	s. d.	£	s. d.	£	s. d.	£	s. d.	£	s. d.	£	s. d.	£	s. d.
1861	2,960	1 6	130	15 0	.....	.....	.....	.....	.....	.....	.....	.....	3,090	16 6
1862	8,522	5 2	904	14 2	.....	.....	.....	.....	.....	.....	.....	.....	9,426	19 4
1863	7,781	18 2	947	3 2	324	14 5	245	6 8	168	1 4	.....	.....	9,467	3 9
1864	8,692	6 2	521	9 4	58	18 8	2,356	4 11	3,223	13 9	206	14 9	15,559	7 7
TOTAL	27,956	11 0	2,504	1 8	383	13 1	3,101	11 7	3,391	15 1	206	14 9	37,544	7 2

Appendix XII. Monthly statement of shipment of coal, and receipts for the same, from March, 1861.

The details will be found in table No. XII., of the Appendix, which shews the quantity of coal shipped by the Government cranes, and the cash receipts during each month from 1 March, 1861, to 31 December, 1864.

#### TARIFF AND TIME TABLE.

Adjustment of Rates.

There is no part of railway management that requires more attention and skill than the proper adjustment of the rates for passengers and goods, and the number of trains to be run. In the formation of a tariff it would be inexpedient to exact the same amount

amount of profit from all articles of traffic; but it can never be financially right, as a permanent measure, to transport goods or passengers at a loss. To arrive at a proper adjustment of the tariff it is necessary that the proportion of expense belonging to each class of traffic should be known. Important as such an investigation is, it has seldom been attempted by Managers of Railways; and the statistics hitherto kept in this department are not sufficient for the purpose; but sundry improvements have recently been introduced which will enable us to arrive at more correct results for the future.

The number of paying trains to be run is as important as the tariff. The per-centage of working expenses to receipts may be much increased by running more trains than the traffic requires, as may be exemplified in the Railways both of New South Wales and Victoria.\* By multiplying the trains the traffic may be augmented, but the load drawn by each engine and vehicle will be diminished. The point to be ascertained is, where the increase or diminution of trains should stop. When a train does not pay its working expenses, it is evidently not required by the public, and they cannot reasonably complain of its being discontinued.

The classification of the tariff, and the adjustment of the number of paying trains, cannot be settled theoretically; it can be ascertained only by experiment. High fares and low fares are relative terms. A rate that may be low in England may be too high in Australia, or *vice versa*. The expenses of a railway depend partly on the quantity of traffic, but do not increase in direct proportion to the length of the line, or the amount of work done. Our railway is a great national institution, constructed at immense cost from the public funds, and, as far as it extends, capable of performing the whole transport business of the Colony, and the more work it does the cheaper it can afford to do it. There is a large proportion of the expense of Railways totally independent of the distance to which the traffic is carried, and which must be distributed among the articles of traffic, whether transported 1 mile or 100 miles. There is another portion of the expenses that varies but little, whether a train be run empty or full. To diminish the cost of the individual objects of transport, arrangements should be made for increasing the mileage of the traffic, for securing complete loads, for increasing the distance run and the number of vehicles drawn by each engine lighted, and not to multiply the trains beyond the legitimate requirements of the traffic.

The receipts increase directly with the fares and the number of passengers, but the number of passengers will depend, in a great measure, on the table of fares. By lowering the rates the amount of business will be increased, but it does not follow that there will be a proportionate increase of receipts and profits. Numerous changes have been made, both in the tariff and the time-table, with the object of increasing the public accommodation and the profits of the Railway; but the result has not hitherto answered the purpose in view. A decrease in the rates has generally been followed by an increase of traffic, with a falling off in profits. Similar reductions in the Victorian Railway rates have led to similar results;† and the tables in the Appendix would lead to the conclusion that, if our Railways are expected to be self-supporting, the tariff will have to be arranged on a different scale. If the Railways were managed merely as a commercial speculation, I feel assured that a clear profit of 5 per cent. could be obtained from a scale of fares which, for incomparably better accommodation, greater speed and safety, would be considerably

\* The President of the Board of Lands and Works of Victoria, in his Report on the Victorian Railways for 1864, speaking of the loss of £3,000 on the Williamstown Line, says: "The increased train mileage has arisen from the running of mixed passenger and goods trains more frequently than in the previous year, with the hope that the traffic would be largely increased; but the result has not realized this expectation, and points to the necessity of a change of system in working this line which is receiving the attention of this department."

† In the Report of the Board of Land and Works, above quoted, we find the following explanation of the decrease in passengers' traffic on the Ballarat line:—"The largest item of this decrease is the revenue from passengers, which has fallen off £7,205, although there is an increase of 7,641 in the number of passengers conveyed. This result is attributable to the system of return and excursion tickets, which has reduced the average receipts from each passenger without increasing, to a corresponding extent, the number conveyed." From the same Report we learn that, in May, 1863, on the occasion of commemorating the marriage of His Royal Highness the Prince of Wales, return tickets, at single fares, were issued on all the lines, available for ten days; and the result of the experiment was an increase of 23½ per cent. in the number of passengers carried, with a decrease of 10½ per cent. in the revenue.

considerably less than the rates that are now willingly paid for very inferior means of transport. Such a result would offer the strongest inducement for the extension of the Railways into the interior, and the rapid development of the resources of the Colony.

Inconvenience of changes in tariff and time-table.

Nothing can be more inconvenient to the public than frequent changes in the tariff and time-table; but as the proper fares to be charged and the number of trains to be run on any railway, cannot be regulated by analogy or comparison, but must depend on the nature and amount of the traffic, the number and condition of the population, and the peculiar circumstances of the locality through which the railway is carried; and more particularly, while the railways continue under the management of the Government, probably, such changes are unavoidable. To give a bird's-eye view of the different opinions that have prevailed on this subject under different administrations, I have appended, in table No. XIII., an abstract of the number of alterations in the time-table, shewing the number of up and down trains, run daily, from the opening to 31st December last; while table No. XIV. shews the variations in the passenger and goods rates during the same period.

Appendix XIII.  
Alterations in time-table.

Appendix XIV.  
Alterations in rates.

Daily number of trains.

There was not much difference in the total number of trains run daily from the opening, till 1863, when the suburban traffic properly commenced, the short trains being increased from two to nine up, and nine down, daily; but with the gradual increase of the miles open for traffic, there has been a steady increase in the average daily mileage of the trains, as will appear from the following tabular statement:—

Average daily mileage of trains.	Year.	Miles open.	Average daily mileage.
	1855	14	147
	1856	23	187
	1857	40	295
	1858	55	388
	1859	55	404
	1860	70	491
	1861	73	589
	1862	97	752
	1863	124	863
	1864	143	1,138

Alterations in tariff.

The general tendency of all the alterations in the tariff has been downwards. Starting in 1855 with 6d., 4½d., and 3d. per mile, for first, second, and third-class passengers respectively, the rates were reduced to 4½d., 3d., and 1½d., and subsequently to 3d., 2d., and 1½d., at which, with a temporary rise to 4d., 3d., and 2d., they remained till 1 July, 1863, when the third class was abolished, and the fares have since been calculated at 3d. for first class, and 1½d. for second. Since the opening of the line, therefore, the passenger fares have been reduced one-half; but this does not express the whole of the reduction. The issue of return tickets daily; of excursion tickets three days a week; and of yearly, half-yearly, and monthly season tickets, is virtually a further reduction of the fares to a large extent, and considerably diminishes the annual receipts.

Effect of alteration in rates.

The effect of the alteration in the rates may be thus exemplified:—With the exception of the years 1859 and 1860, there has been a progressive advance in the total earnings from the opening to 31st December last. The year 1858 shews an increase of £18,922 over 1857, while there is a falling off in 1859 and 1860. Now, in 1858 the passenger fares were raised from 3d., 2d., and 1½d., to 4d., 3d., and 2d. per mile, and second-class goods from 4d. to 6d. In 1859 the second-class goods were reduced to 3d., while in 1860 the passenger fares were again reduced to 3d., 2d., and 1½d., and a uniform goods rate of 3d. per ton per mile was introduced. The consequence was, that with a rapid increase in the number of passengers, and the tonnage of goods, there was a decrease in the earnings, and the amount realized in 1858 was not reached again till 1861, when the uniform goods rate was abolished, and a division into two classes adopted, the second class being raised to 4½d. This classification continued till July, 1863, when a third class was added, at 6d. per ton per mile; and the result was a steady increase in the amount of business, and a corresponding increase in the total earnings.

But

But, while the earnings have thus increased, the expenditure has for the last few years advanced in a ratio out of all proportion to the increased mileage. Thus, the maintenance which in 1860 cost £12,570, was raised in 1861 to £17,763; in 1862, to £19,831; and in 1863, to £34,467, with a slight reduction in 1864. In the locomotive branch the charges in 1862 were £21,272; in 1863 they advanced to £28,252, and last year to £29,859; while the carriage repairs which in 1862 cost £2,665, increased in 1863 to £6,263, and last year to £7,941. A considerable portion of this expenditure, which legitimately belongs to capital, has, for want of special votes, been defrayed from revenue. This has decreased the net earnings, and made the per centage of working expenses to the gross receipts appear disproportionately large.

Increase in expenditure.

From the difference in classification it is difficult to compare the goods rates on the Victorian railways with those in this Colony; but the passenger fares in Victoria are 3½d. for first, and 2½d. for second class,\* against 3d. and 1½d. in New South Wales. I can see no reason for this difference, and believe that, by assimilating our rates and fares to those of Victoria, by discontinuing the issue of excursion tickets, except on holidays, and substituting return tickets in their place, and by ceasing to defray from revenue expenditure that belongs to capital, the net earnings of our railways would be largely increased.

Tariff in Victoria and New South Wales.

It is worthy of notice, that the reductions which have been made in the fares on our railways, from time to time, have not generally been in accordance with the recommendations of the Commissioners or the Engineer-in-Chief. Thus Capt. Mann, Chief Commissioner, in his Report for the year 1856, stated that the passenger fares then in existence were based on a scale of 4d., 3d., and 2d. per mile—the English rates being 3d., 2d., and 1d. nearly, for 1st, 2nd, and 3rd class respectively; and considering the increased rate of wages, and other working expenses in the Colony, the Commissioners were decidedly of opinion that the rates as then fixed were as low as they were justified in going; and in this opinion they were borne out by Mr. Whitton, who had gone very carefully into the subject. Capt. Martindale, again, in his Report of 17 April, 1858, recommends 3½d., 3d., and 2d. as the rates to be adopted; and in his Report of 1 October, 1859, reiterates his opinion that these rates are moderate as compared with those charged by ordinary public conveyances, and he sees no reason for any reduction.

Reductions in rates not recommended by Commissioners.

In table No. XV. will be found a return of all casualties on our railways from the opening to the end of last year. In comparison with other railways of equal length, and, taking into account the numbers that have travelled, the result is most satisfactory. It reflects credit on the care and attention and management of our officers and servants, and shews that locomotive railways, when properly conducted, are not only the cheapest, the most comfortable and expeditious, but also incomparably the safest mode of travelling that has ever been adopted.

Appendix XV. Casualties.

To exhibit the state of the public debt for railways, I have, in table No. XVI., appended a return, prepared at the Treasury, shewing the amounts authorized to be raised by loans, the amounts actually raised, the amounts yet to be raised, the amounts raised in excess of authority, the debentures sold, the debentures paid off, and the debentures outstanding; while in table No. XVII. will be found an abstract of the total expenditure for the construction of our railways on the lines open for traffic, and on the works in progress, shewing the Loan and Appropriation Acts which sanctioned the expenditure from 1st January, 1853, to 31st December last.

Appendix XVI. Public debt for railways.

Appendix XVII.

Acts authorizing expenditure.

For

\* Vide Report from the Select Committee on Railway Extension in Victoria, June 1865. Evidence of Mr. Jeremy, Traffic Superintendent (Questions 599, 600), who states that these are the rates charged in Victoria; and adds, "I think it would be very undesirable to reduce the present rates. I think you would obtain all the traffic both for passengers and goods without reducing the rates at all."

Appendix XVIII.  
Monthly statement of  
passenger and goods  
traffic, 1860—1864.

For the purpose of completing the returns in the last printed Report of the Commissioner for Railways, I have annexed, in table No. XVIII., a statement in detail of the number and class of passengers carried, and the amounts received for passengers and goods for each month, from 1 July, 1860, to 31 December, 1864. The percentage proportion of the number of each class of passengers, and the amount received during this period, were as under:—

YEAR.	NUMBER OF PASSENGERS.			AMOUNT RECEIVED FROM		
	1st Class.	2nd Class.	3rd Class.	1st Class.	2nd Class.	3rd Class.
1860— $\frac{1}{2}$ year	4·673	4·008	91·319	10·565	6·833	82·602
1861 .....	4·858	31·730	63·412	10·650	28·412	60·938
1862 .....	4·900	33·558	61·540	9·992	27·077	62·931
1863 .....	5·425	63·315	31·260*	10·401	60·859	28·740
1864 .....	6·835	93·165	.....	12·450	87·550	.....

\* From 1st July, 1863, the 3rd class was abolished.

Appendix XIX.  
Working expenses,  
1860—1864.

Appendix XX.  
Working of railways,  
1860—1864.

Appendix XXI.  
Working of railways in  
Victoria and New South  
Wales in 1864.

In table No. XIX. will be found a detail of the yearly working expenses, from 1860 to 1864 inclusive, for each line, under the heads of locomotive power, carriage repairs, maintenance, and traffic charges; while table No. XX. gives an abstract of the working of our railways, during the same period, on all the lines combined.

I have also, for the sake of comparison, appended in table No. XXI., a statement of the working expenses and earnings on the railways of Victoria and New South Wales during last year. This return shews some startling differences in the result of working the railways in both Colonies, which may be traced partly to the difference in rates, but principally to the fact that the mileage, more particularly in goods, where coal forms so large an item, is much less in New South Wales, and that in Victoria there are large centres of population at the termini of their lines, while in this Colony the lines have not extended sufficiently far into the interior to enable our railways to compete successfully with carriers on the highways. Accordingly, while our net receipts are less than 2 per cent. on a capital expenditure of  $2\frac{1}{2}$  millions, the Victorian railways are yielding  $3\frac{1}{2}$  per cent. on an expenditure of upwards of 8 millions sterling. This clearly points to the advisability of pushing our railways forward with all convenient speed; to afford additional accommodation to the public; to develop the resources of the Colony; to increase the profits, and diminish, and ultimately extinguish, the annual payment by the Government for interest on the capital invested.

The Honorable  
The Secretary for Public Works,  
&c., &c., &c.

I have the honor to be, &c.,  
JOHN RAE.

ADDENDA.

A.

REPORT FROM ENGINEER-IN-CHIEF to COMMISSIONER FOR RAILWAYS.

Department of Public Works,  
Railway Branch, Engineer's Office,  
Sydney, 12 September, 1865.

SIR,

I have the honor to submit the following Report on the progress of the railway works on the Southern, Western, and Northern Extensions:—

GREAT SOUTHERN RAILWAY.

THE extension of the Southern Railway sanctioned by Parliament, in addition to that portion now open for public traffic, commences at the Picton Station, and terminates at Goulburn, being a length of 81½ miles.

Land has been taken for a double line of railway; but the works are for a single line only, throughout.

Contracts have been entered into for the construction of the entire length, which is divided into the following sections:—

No.	Contract	...	...	...	...	miles.	chns.
No. 1	contract	...	...	...	...	5	34
2	"	...	...	...	...	6	76
3	"	...	...	...	...	11	40½
4	"	...	...	...	...	5	21
5	"	...	...	...	...	8	75½
6	"	...	...	...	...	16	70
7	"	...	...	...	...	26	27
Total						81	24

SECTION No. 1.—Length, 5 miles 34 chains.

In August, 1862, a contract was entered into, on a schedule of prices, with Mr. Croshaw for this section; but in December, 1863, Mr. Croshaw, finding it impossible to proceed with the works, the contract was undertaken on the same terms and conditions by Messrs. Murnin and Brown, and by them has been satisfactorily completed.

The viaduct at Picton, and the tunnel through the Redbank Range, are the most important works on this section.

The Viaduct is built in masonry, set in cement, and consists of five openings of 40 feet each; the arches are semicircular, and on an incline of 1 in 40. In consequence of its proximity to the Picton Station it has been built for a double line of railway; its entire length is 276 feet, and its extreme height, from foundations to rail level, 78 feet. The total cost has been £10,437 12s. 3d., or at the rate of £37 16s. 4d. per lineal foot.

The tunnel is 198 yards in length, lined with brickwork set in cement throughout, and constructed for a single line of way. In form it is elliptical; 15 feet wide in its widest part, and 17 feet high from rail level to soffit of arch.

The cost, including excavation, which was to a great extent through hard shale, has been £10,653 15s. 6d., or at the rate of £53 16s. per yard lineal.

The total quantity of excavation on this contract has been 196,994 cubic yards, 38,626 cubic yards being in rock.

Sixteen culverts have been constructed of either brickwork or masonry, of an aggregate length of 1,082 feet, and consist of—

	ft.	in.	
One	1	6	culvert.
Three	2	0	"
Five	3	0	"
One	4	0	"
Three	5	0	"
Two	8	0	"
One	10	0	"

The total cost of this section, including fencing and clearing, but exclusive of permanent way and ballasting, which is not yet complete, is £49,549 4s. 2d., or at the rate of £9,133 9s. 10½d. per mile.

The steepest gradient is 1 in 40 for a length of 2 miles 33 chains, and the smallest radius of a curve is 16 chains.

SECTION No. 2.—Length, 6 miles 76 chains.

This contract was let to Messrs. Shuttleworth and Wallis, in September, 1862; but the works having been suspended by them in February, 1863, were undertaken by Messrs. Larkin and Wakeford, and have been satisfactorily completed.

The works on this length are very light, the total excavation being only 89,879 cubic yards; 18,643 cubic yards being in rock.



Eleven culverts have been constructed, of an aggregate length of 556 feet, and consist of—

Three ... ..	2 feet culverts.
Five ... ..	3       "
One ... ..	4       "
Two ... ..	5       "

The total cost of this section, including fencing and clearing, but exclusive of permanent way and ballasting, is £11,544 16s. 8d., or at the rate of £1,661 2s. 6½d. per mile.

The steepest gradient is 1 in 40 for 66 chains, and the smallest radius of a curve 50 chains.

SECTION No. 3.—Length, 11 miles 40½ chains.

This section was originally contracted for by Messrs. Randle and Gibbons. The bond was signed on the 10th February, 1863, the time for completion being 7th July, 1864.

In September, 1863, this firm became insolvent, and on the 24th November, 1863, the works were let to Messrs. Larkin, Wakeford, Murnin, and Brown, under whom considerable progress has been made.

The excavations on this length are very heavy, being estimated at 354,254 cubic yards; 287,000 cubic yards being through hard sandstone. Of this quantity, 315,382 cubic yards have been removed; 159,544 cubic yards being rock.

The greatest depth of cutting is 76 feet, and the highest embankment 82 feet.

There are three timber bridges under the railway, of a total length of 546 feet, and consisting of 44 openings of 12 feet each, the whole being nearly completed. One timber bridge over the railway has been constructed of a span of 37 feet; the width of roadway being 14 feet, and height from level of rails to floor of bridge, 76 feet.

The whole of the culverts, twenty-eight in number, of an aggregate length of 2,450 feet have been completed, and consist of the following:—

	ft.	in.	
Two ... ..	1	6	culverts.
Six ... ..	2	0	"
Eleven... ..	3	0	"
One ... ..	4	0	"
Six ... ..	5	0	"
Two ... ..	10	0	"

The whole of the works on this contract will, I anticipate, be completed about February next.

The total amount expended up to 1st September, was £58,494 9s. 6d.

The steepest gradient is 1 in 30 for 2 miles and 2 chains, and the smallest radius of a curve is 30 chains.

SECTION No. 4.—Length, 5 miles 21 chains.

This section was let to Messrs. Larkin, Wakeford, Murnin, and Brown, in November, 1863, and the works are proceeding satisfactorily.

The most important work on this contract is the Gibraltar Tunnel, 572 yards in length, the excavation for which is through hard shale and sandstone. The tunnel is to be lined throughout with brickwork, or masonry in cement (both being used to facilitate its completion), and is of the same form and dimensions as the tunnel through the Red-bank Range at Picton. Considerable progress has been made with this tunnel, and I anticipate that the whole of the works on this section will be completed in March next.

There are also on this length nine timber bridges, eight of which have been satisfactorily completed, of an aggregate length of 544 feet, and consist of the following openings:—

34 feet of 6 feet spans.
162   "  12       "
250   "  26       "
98     "  30       "

One timber bridge, consisting of six 26 feet openings, has yet to be built.

Eight culverts have been constructed of an aggregate length of 528 feet, and consist of—

Two ... ..	2 feet culverts
One ... ..	3       "
One ... ..	4       "
Four ... ..	5       "

Three culverts of 4 feet diameter have yet to be built.

The estimated quantity of excavation on this section was 164,625 cubic yards; 26,375 cubic yards being rock. Up to the end of August last the excavation finished was 124,527 cubic yards; 23,942 being rock.

The estimated length of fencing on this section is 3,368 rods, of which 3,010 rods have been erected.

The total amount expended up to the 1st September, was £34,541 8s. 2d.

The steepest gradient is 1 in 55 for 1 mile and 4 chains, and the smallest radius of a curve is 40 chains.

SECTION No. 5.—Length, 8 miles 75½ chains.

This section was let to Messrs. D. Williams & Co., on the 30th July, 1863.

The works are proceeding satisfactorily, and will be completed by the end of this year.

The.

The largest work on this contract is the construction of a timber viaduct over the Wingecaribee River, near to Bong Bong, 1,048 feet in length, consisting of 38 spans of 26 feet each. The greatest height from surface of ground to rail level, is 25 feet. This viaduct is nearly completed.

There are also ten timber bridges on this section, of an aggregate length of 685 feet, consisting of 397 feet of 26 feet spans, one of 30 feet, 216 feet of 12 feet spans, and 42 feet of smaller openings of various spans. These have been satisfactorily completed.

Fourteen culverts have been constructed, being the total number required, of an aggregate length of 579 feet, and consist of—

Three	...	...	...	...	2 feet.
Six	...	...	...	...	3 "
Three	...	...	...	...	4 "
Two	...	...	...	...	8 "

The total quantity of excavation completed up to September 1st, was 157,582 cubic yards; 6,805 cubic yards being rock. The quantity remaining to be done to complete the excavation is about 7,000 cubic yards.

On this section, 5,846 rods of three-rail fencing have been satisfactorily completed.

The total amount expended up to the 1st September, 1865, was £25,788 12s. 3d.

The steepest gradient is 1 in 40 for a length of 68 chains, and the smallest radius of a curve is 30 chains.

At the end of this contract near to Vine Lodge, the residence of Henry Badgery, Esq., and 91 miles from Sydney, the railway attains its highest level between Sydney and Goulburn, the rails being 2,357 feet above highwater of spring tides, at Sydney.

SECTION No. 6.—Length, 16 miles 70 chains.

This contract was let to Messrs. Forster and Roberts, on the 13th January, 1864, and very satisfactory progress has been made with the works.

The estimated quantity of excavation on this contract is 370,455 cubic yards; 110,071 being rock. Up to the end of August the total quantity of excavation removed was 280,346 cubic yards; 27,696 being rock.

There are eleven timber bridges on this contract, the whole of which are nearly completed, of an aggregate length of 1,294 feet, and consist of—

Thirty-three spans of 26 feet.				
Four	"	20	"	"
Two	"	18	"	"
Twenty	"	12	"	"

Thirty-four culverts have been constructed, of an aggregate length of 1,543 feet, and consist of—

Thirteen...	...	...	...	...	3 feet
Six	...	...	...	...	4 "
Thirteen...	...	...	...	...	5 "
Two	...	...	...	...	8 "

The estimated length of fencing on this section is 10,800 rods, of which 9,900 rods have been erected.

I anticipate that the whole of the works on this contract will be completed in February 1866.

The amount expended up to the 1st September was 38,096 16s. 5d.

The steepest gradient is 1 in 50.77 for a length of  $\frac{1}{2}$  a mile, and the smallest radius of a curve is 30 chains.

SECTION No. 7.—Length, 26 miles 27 chains.

This contract, commencing near to Marulan, and terminating in the town of Goulburn, was let to Mr. Faviell on the 28th December, 1864, the time for completion being the 1st December, 1867. This contract includes ballasting and laying of the permanent way. The total estimated quantity of excavation is 579,893 cubic yards; 43,396 being rock. Up to August last, the excavation removed was 125,789 cubic yards; 14,733 cubic yards being rock.

There are to be five bridges on this length, which are to have stone or brick piers, and abutments with superstructures of wrought iron of an aggregate length of 2,637 feet, to be erected at the following places:—

Viaduct over Barber's Creek, to have five spans of 60 feet.

Do. over the Wollondilly River (first crossing) one span of 130 feet, and seven spans of 60 feet.

Do. over the Wollondilly River (second crossing) one span of 130 feet, and six spans of 60 feet.

Do. over Boxer's Creek, two spans of 60 feet.

Do. over the Mulwarree Creek, twelve spans of 60 feet each.

There are also to be eleven timber bridges of an aggregate length of 2,209 feet, consisting of—

Seventy-one spans of 25 feet.				
Three	"	24	"	"
Ten	"	12	"	"
Eight	"	10	"	"

None of these are yet completed.

Sixty-one culverts are required on this section of an aggregate length of 3,361 feet, and consist of—

Eight...	...	...	2 feet culverts
Thirty-one	...	...	3 " "
Eight	...	...	5 " "
Nine	...	...	8 " "
Five	...	...	10 " "

Of these the following have been completed—

Three	...	...	2 " "
Fifteen	...	...	3 " "
Two	...	...	5 " "
Three	...	...	8 " "

The estimated length of fencing on this section is 16,856 rods, of which 4,986 rods have been erected.

The total amount expended up to the 1st September, 1865, was £23,685 9s. 7d.

The steepest gradient is 1 in 50 for a length of 50 chains, and the smallest radius of a curve is 30 chains. The level of the rails in the station-yard at Goulburn will be 2,071.10 feet above highwater of spring tides at Sydney.

A contract has been entered into with Messrs. Larkin and Wakeford, for laying and ballasting the permanent way from Picton to the end of No. 3 contract, being a length of 23 miles 70½ chains, and to be finished on the 1st June, 1866.

At about 5½ miles from the commencement of No. 7 contract the railway intersects the Main Southern Road, near to Marulan. This being the first point at which communication can be had with the main road after leaving the iron mines at Mittagong, it is important that this length of 5½ miles be completed as nearly as possible at the same time as the works on contracts Nos. 4, 5, and 6.

With this view an arrangement has been made with Mr. Faviell, the contractor for No. 7 section, to push on this short length as rapidly as possible, so that the next opening of the Southern Line may be from Picton to Marulan, a distance of a little more than 60 miles.

Indents have been prepared for rails, &c., for the whole length, from Picton to Goulburn (81½ miles); but those only have been ordered, and are now in the Colony, which are required from Picton to Mittagong (Fitzroy Mines), a distance of 26 miles, including sidings; and as the works to Marulan will, I anticipate, be finished by June, 1866, I recommend that the rails required from Mittagong to Marulan be ordered by next mail.

Tenders should be at once invited for ballasting, sleepers, and laying of the permanent way on contracts No. 4, 5, and 6, so that this length may be ready for the reception of the rails on their arrival from England.

GREAT WESTERN RAILWAY.

EXTENSION, PENRITH TO BATHURST.

Plans and sections of a portion of this extension, 69 miles 56½ chains in length commencing at Penrith and terminating at Piper's Flats, have been submitted to Parliament, and approved. Land has been taken for a double line of railway, but the works are for a single line only throughout.

Contracts have been entered into for the construction of the works for a total length of 54 miles 4.35 chains, and divided into the following sections:—

	Miles.	Chains.
No. 1 Contract, commencing on the west side of the River Nepean, length	11	3
2 " " " "	11	51
3 " " " "	15	34
4 " " " "	15	76.35
Total	54	4.35

SECTION NO. 1.—Length, 11 miles 3 chains.

The tender of Mr. W. Watkins for the works on this section, was accepted in March, 1863, and with the exception of trimming to the slopes of embankments and cuttings, the works may be considered as finished.

The estimated quantity of excavation on this contract, was 465,547 cubic yards; 152,820 cubic yards being rock.

Up to the end of August, 1865, the excavations removed were 451,088 cubic yards; 103,872 cubic yards being rock.

The Knapsack Gully Viaduct, consisting of five spans of 50 feet each, and two spans of 20 feet each, has been most satisfactorily completed. It is built in masonry, set in Portland cement for a single line of railway, and on an incline of 1 in 30. The total length is 388 feet, and the greatest height, from the foundations to the level of rails, is 126 feet. The total quantity of masonry is 6,713 cubic yards, and the total cost is £22,724 14s., or at the rate of £58 11s. 4½d. per foot lineal.

There are four timber bridges on this contract, of an aggregate length of 1,132 feet, which consist of—

Eighty-three spans of 12 feet each.	
Four " 21 "	
One " 26 "	Fifty-two

Fifty-two culverts have been constructed of an aggregate length of 2,605 feet, and consist of—

	ft.	in.	
Fourteen ... ..	1	6	square.
Thirty-three ... ..	2	0	„
Four ... ..	3	0	„
One ... ..	5	0	

The total expenditure up to the 1st of August, 1865, was £72,579 8s. 11d.

The steepest gradient is 1 in 30 for 1 mile and 63 chains, and the smallest radius of a curve is 8 chains.

SECTION No. 2.—Length, 11 miles 51 chains.

This contract was let to Messrs. Duxbury and Kerr, in February, 1863, and the works, I anticipate, will be completed about February, 1866.

The total quantity of excavation removed up to August, 1865, was 350,892 cubic yards; 208,306 cubic yards being rock.

Sixty-one culverts have been constructed, of an aggregate length of 2,112 feet, and consist of—

	ft.	in.	
Twelve ... ..	1	6	square.
Forty-eight ... ..	2	0	„
One ... ..	3	0	„

Two bridges are required on this length for carrying the Western Road over the railway; they are to be built in masonry, and will shortly be completed.

The total amount expended up to 1st September, 1865, was £45,315 10s. 2d.

The steepest gradient is 1 in 33 for a length of 76 chains, and the smallest radius of a curve is 8 chains.

SECTION No. 3.—Length, 15 miles 34 chains.

This contract was let to Mr. W. Watkins on the 14th August, 1863, the time for completion being June, 1865. With the exception of trimming to the slopes of cuttings and embankments, the whole of the works may be considered as finished.

The total quantity of excavation removed, up to August, 1865, was 370,433 cubic yards; 193,105 cubic yards being rock.

Eighty culverts have been constructed, of an aggregate length of 2,887 feet, and consist of—

	ft.	in.	
Nineteen ... ..	1	6	culverts
Fifty-eight ... ..	2	0	„
Two ... ..	3	0	„
One ... ..	8	0	„

The estimated length of three-rail fencing erected on this section is 9,920 rods, of which 5,763 rods have been erected.

The total amount expended up to 1st September, 1865, was £47,298 18s. 2d.

The steepest gradient is 1 in 33 for a length of 1 mile and 66 chains, and the smallest radius of a curve is 8 chains.

The level of rails at the commencement of this contract, near to the Blue Mountain Inn, is 2,403.80 feet, and the level of rails at the termination of the contract at Blackheath, is 3,494.20 feet above highwater of spring tides at Sydney.

SECTION No. 4.—Length, 15 miles 76 chains 30 links.

This contract includes the ballasting and laying of the permanent way, and was let to Mr. W. Watkins on the 19th January, 1865, the time fixed for completion being the 31st December, 1866.

Since the commencement of the works on this length, the progress has been very satisfactory, and I have no doubt they will be completed within the time stated in the contract.

The estimated quantity of excavation is 490,481 cubic yards; 260,873 cubic yards, including 21,560 cubic yards from the tunnel, being rock.

Up to August, 1865, the total quantity of excavation removed was 178,947 cubic yards; 102,649 cubic yards, including 580 cubic yards from the tunnel, being rock.

The tunnel through Mount Clarence is 539 yards in length, and is of the same form and dimensions as the Picton and Gibraltar Tunnels on the Southern Line.

It was assumed that the excavation for this tunnel would be through hard compact sandstone, and that probably very little lining would be required; but since the sinking of the shafts, and the removal of the excavation from the cutting at the west end, it is quite certain that a great portion if not the whole of the tunnel must be lined with masonry, which will be set in Portland cement.

Fifty-nine culverts are required, of an aggregate length of 3,615 feet, and consist of—

Seven ... ..	3	feet culverts.
One ... ..	5	„
One ... ..	10	„
Fifty ... ..	2	„

On this section 10,210 rods of hardwood three-rail fencing are required, and up to August, 1865, 1,733 rods had been completed.

The total amount expended up to September, 1865, was £27,992 3s. 11d.

The steepest gradient is 1 in 33 for a length of one mile and 31 chains, and the smallest radius of a curve is 10 chains.

On

On this contract at the entrance to the Clarence Tunnel, a distance of  $88\frac{1}{2}$  miles from Sydney, the railway attains its highest level between Sydney and Bathurst, the rails being 3658.40 feet above highwater of spring tides at Sydney.

Tenders have been invited on, three different occasions, for laying and ballasting the permanent way from the River Nepean to Blackheath, but no eligible offer has yet been received. With a view to reducing the cost of this work some modifications were made in the conditions attached to the specification, and the parties last tendering were asked for amended prices on the revised conditions. These amended prices have been received, but they are not such as I can recommend the Commissioner to accept.

It was originally contemplated to open the railway for public traffic to Blackheath; but as the works, as far as Darling's Causeway (being, in fact, the top of Mount Victoria), will be completed before the permanent way can be finished to Blackheath, and as this point will be more convenient to the public for a station than the position selected at Blackheath, I advise that the station for the accommodation of the western traffic be erected on Darling's Causeway, instead of at Blackheath as originally proposed.

#### BRIDGE OVER THE RIVER NEPEAN, AT PENRITH.

This bridge consists of three openings of 186 feet clear span each. The piers, four in number, are built in ashlar masonry, set in Portland cement, carried down 6 feet below the ordinary bed of the river, and rest on foundations of hard shale.

The superstructure is of wrought iron, and designed to carry the Main Western Road, in addition to a single line of railway.

The total length of the bridge, exclusive of the timber approaches on each side of the river, is 612 feet; the height from the foundations to level of rails, 65 feet; and width between main girders, 25 feet 6 inches.

A contract was entered into with Mr. Tyler on the 4th November, 1862, for the construction of the masonry only for this bridge; but partly in consequence of the disastrous floods which took place in 1863 and the following year, little progress was made, and as Mr. Tyler expressed his inability to carry on the work, his contract was cancelled on the 12th August, 1864.

On the 15th August, 1864, tenders were again invited, and on the 17th October a contract was entered into with Mr. W. Watkins, to complete the masonry for this bridge by the 30th September, 1865, for the sum of £44,658, under a penalty of £50 per week for every week the work was unfinished beyond the time named in the contract.

On the 9th September, 1865, twenty-one days within the time stated in the contract, the whole of the masonry was satisfactorily completed.

The total quantity of masonry in the bridge is 5,529 cubic yards, and the quantity executed by Mr. Watkins is 4,535 cubic yards.

The number of working days between the 17th October, 1864, and the 9th September, 1865, was 283; therefore, the average quantity of masonry quarried, dressed, and set during the whole period of this contract was 16 cubic yards, or 432 cubic feet per day. This includes the time occupied in putting in three coffer-dams 16 feet below water level for the foundations of piers, and for providing and fixing all necessary plant.

The greatest quantity of masonry set in twenty-four hours was 150 cubic yards.

Mr. Watkins was exceedingly fortunate in having no floods during the progress of the works, the water level being never more than 6 feet above the ordinary level of the river.

Messrs. Peto, Brassey, & Co., of the Canada Works, Birkenhead, entered into a contract in December, 1864, for the supply of the wrought ironwork for the superstructure of this bridge, the whole of which is now in the Colony, and the necessary staging is being erected upon which to build the girders.

The ironwork consists of two main girders of the box form, each 594 feet in length, of an extreme depth of 13 feet, and placed 25 feet 6 inches apart in the clear. The Western Road and railway being carried on wrought-iron cross girders, 18 inches deep, and placed 3 feet apart, centre and centre, and covered with 3-inch planking throughout.

The total cost of the ironwork, fixed complete, will be £41,750; the weight being about 1,100 tons.

On the 23rd December, 1863, a contract was entered into with Mr. Baillie for the construction of a timber viaduct on the east side of the River Nepean, 1,672 feet in length, consisting of sixty-four spans of 26 feet each.

This work was satisfactorily completed in June, 1865.

The total quantity of timber used in the viaduct was 35,627 cubic feet; the ironwork, in pile shoes, bolts, straps, and spikes, was 38,531 lbs.; and the entire cost, including painting three coats, was £8,716 4s. 7d., or at the rate of £5 4s. 3d. per lineal foot.

In the timber framing required for the approaches to the main bridge over the river, provision has been made for the Western Road and for a single line of railway. This framing consists of three spans of 26 feet each on the eastern side, and 8 spans of 26 feet each on the western side of the river, and was let to Mr. Taylor on the 21st September, 1865; the time fixed for completion being the 1st May, 1866.

Two small contracts—exclusive of the Western Road approaches—for earthwork, have yet to be let, to complete the railway from the Penrith Station to the River Nepean; the total cost of which will not, however, exceed £550.

GREAT NORTHERN RAILWAY.

EXTENSION FROM SINGLETON TOWARDS ARMIDALE.

Plans and sections of a portion of this extension, 30 miles 41 chains 40 links in length, commencing on the south side of the River Hunter at Singleton, and terminating at Musclevbrook, have been submitted to Parliament and approved.

Land has been taken for a double line of railway; but the works are for a single line only throughout.

Contracts have been entered into for this length, which has been divided into the following sections:—

Contract No. 1, commencing on the north side of the River Hunter	...	m.	c.	l.
" No. 2	...	7	61	40
" No. 3	...	7	56	0
		15	4	0
		<hr/>		
		30	41	40

SECTION No. 1.—Length, 7 miles 61 chains 40 links.

The tender of Messrs. Randle and Gibbons, for the works on this section, was accepted on the 29th May, 1863; the time for completion being August, 1864.

This firm not being able to carry on the works from pecuniary embarrassment, the contract was transferred to their sureties, Messrs. Macnamara and Edwards, and is now completed.

The total quantity of excavation is 177,008 cubic yards; 23,014 cubic yards being rock.

Twenty-four culverts have been constructed, of an aggregate length of 1,498 feet, and consist of—

No. 13	...	2 feet.
1	...	2 " (double)
5	...	3 "
3	...	5 "
2	...	8 "

There are four timber bridges on this section, of an aggregate length of 648 feet, and consist of four spans of 26 feet, and forty-three spans of 12 feet.

The total cost of this section, including fencing and clearing, but exclusive of permanent way and ballasting, is £26,306 12s. 9d., or at the rate of £3,388 per mile.

The steepest gradient is 1 in 33 for a length of 33 chains, and the smallest radius of a curve is 30 chains.

SECTION No. 2.—Length, 7 miles 56 chains.

This contract was let to Mr. George Blunt on the 14th of May, 1863, and, with the exception of the bridge over Glennie's Creek (which will shortly be finished), the whole of the works are completed, but the final measurement has not yet been made.

The total quantity of excavation removed up to August, 1865, was 113,217 cubic yards; 12,643 cubic yards being rock.

There are sixteen timber bridges on this section, of an aggregate length of 2,152 feet, which consist of—

Four spans of	...	33 feet, each.
Forty-eight do. of	...	26 "
One do. of	...	18 "
Two do. of	...	15 "
Forty-eight do. of	...	12 "

Nine culverts have been constructed, of an aggregate length of 279 feet, and consist of—

Three	...	2 feet.
Two	...	2 " (double.)
One	...	2 " 6 inches.
Three	...	5 "

The total amount expended up to August, 1865, was £22,596 17s. 0d.

The steepest gradient is 1 in 33 for a length of 20 chains, and the smallest radius of a curve is 72 chains.

SECTION No. 3.—Length, 15 miles 4 chains.

The contract for this section (Liddell to Musclevbrook) was let to Mr. Blunt on the 2nd September, 1864; the time for completion being the 31st July, 1866.

The works are proceeding satisfactorily, and will, I have no doubt, be completed at the time stated in the contract.

The estimated quantity of excavation on this contract is 436,232 cubic yards; 81,711 cubic yards being rock. Up to the 1st September, 1865, the total quantity of excavation removed, was 206,816 cubic yards; 33,503 cubic yards being rock.

There are six timber bridges on this contract, of an aggregate length of 919 feet, and consist of thirty spans of 26 feet each, and three spans of 12 feet.

Twenty-seven culverts are required on this section, of an aggregate length of 1,651 feet, and consist of—

Six ... ..	3 feet culverts.
Four ... ..	4 " "
One ... ..	4 " " (double.)
Seven ... ..	5 " "
Nine ... ..	8 " "

Of these, the following have been completed :—

Five ... ..	3 feet culverts.
Four ... ..	4 " "
One ... ..	4 " " (double.)
Five ... ..	5 " "
Two ... ..	8 " "

The estimated length of fencing on this section is 9,632 rods, of which 3,680 rods have been erected.

The total amount expended up to September, 1865, was £32,813 9s. 0d.

The steepest gradient is 1 in 45, for a length of 57 chains, and the smallest radius of a curve is 20 chains.

#### BRIDGE OVER THE RIVER HUNTER, AT SINGLETON.

This bridge consists of five openings of 80 feet each, and two openings of 15 feet each.

The piers and abutments are built in ashlar masonry, set in Portland cement.

The superstructure is of timber, and designed to carry the Main Northern Road, in addition to a single line of railway.

The total length of the bridge is 523 feet; the maximum height, from foundations to rail level, is 80 feet; and width between parapets, 27 feet 6 inches.

A contract was entered into on the 25th August, 1862, with Mr. John Heritage, for the construction of this bridge, and the time fixed for completion was the 30th January, 1864.

Mr. Heritage failing to carry out his contract, the works were let to Mr. Andrew Mason; but, this gentleman becoming insolvent before commencing the works, the contract was handed over to Mr. Hughes, one of Mr. Mason's sureties, on the 23rd July, 1863; the time for completion being the 8th of October, 1864. In consequence of pecuniary difficulties, Mr. Hughes was compelled to relinquish the contract, and on the 19th May, 1865, the completion of the works was let to Mr. Goddard; the contract to be finished on the 31st March, 1866.

Considerable progress has been made with the masonry, which is now nearly completed; but, in consequence of the difficulty experienced by Mr. Goddard in obtaining the timber for the laminated arches, I anticipate that the contract time will be exceeded.

Tenders have yet to be invited for an embankment and a short viaduct, consisting of thirteen openings of 26 feet each, to complete that portion of the railway between the end of Messrs. Petó and Co.'s contract, which terminates at Singleton, and the River Hunter, a length of 31 chains.

I wish to call the Commissioner's attention to the serious delays which have taken place in the construction of the railway works, in consequence of the almost universal practice in this department, of accepting the lowest tender, without reference to the antecedents of the person tendering, or to the probability that he will be able satisfactorily to carry out the works.

The Singleton Bridge was to have been (and might have been) completed on the 30th January, 1864; but, in consequence of the repeated failures of contractors, it will not be finished before June, 1866, being a delay of two years and five months.

Contract No. 1, on the Northern Line, was to have been completed in August, 1864; but, from the failures of the contractors, it was not finished until October, 1865.

Contract No. 1, on the Southern Line, was to have been completed in February, 1864, but it was not finished until June, 1865.

Contract No. 2, on the Southern Line, was to have been completed in December, 1863, but it was not finished until April, 1865.

Contract No. 3, on the Southern Line, was to have been completed in July, 1864, but the works on this length will, most probably, not be completed before March, 1866.

The contract for the masonry of the bridge over the Nepean, at Penrith, on the Western Railway, was let in November, 1862; the time named for completion being March, 1864; but, the contractor not being in a position to carry on the works, tenders were a second time invited, and the masonry of this bridge was not finished until September, 1865.

These repeated delays might, in my opinion, be almost entirely avoided, if a discretionary power were exercised with reference to the tenders submitted for the different works—first, to see that the prices were satisfactory; and, secondly, that the character and position of the tenderer afforded a reasonable guarantee that he would faithfully carry out his contract. These delays not only give great public dissatisfaction, but increase very largely the cost of superintending the works.

I have the honor to be,

The Commissioner

Your most obedient Servant,

for Railways, &c., &c., &c.

JOHN WHITTON.

## B.

## REPORT OF SUPERINTENDENT OF WAY AND WORKS ON SOUTHERN AND WESTERN LINES:

*Redfern Station,*  
1 September, 1865.

SIR,

In compliance with your Memorandum of Instructions, dated 29th August, No. 2338, directing me to report upon the general state of the permanent way and works of the lines under my charge, I have now the honor to report upon them as follows:—

## GREAT TRUNK LINE.

## SYDNEY TO PARRAMATTA JUNCTION.

(Double line; length, 13 miles; opened for traffic, 26th September, 1855.)

The permanent way is laid with Barlow rails, excepting those portions that have, at various times, been re-laid with double-headed and T rails, being a total length of three and a quarter ( $3\frac{1}{4}$ ) miles of single line.

The road is not in good running order at present.

The rails are wearing out very fast, and there is no stock in hand for renewals; all those obtained for this purpose having been used. A good top is kept on the road, but the joints are very bad, and a very large number of new sleepers are urgently required.

This line ought at once to be re-laid with double-headed rails, excepting, of course, that portion already done, and I beg respectfully to draw your attention to the urgent necessity that exists for the immediate carrying out of this work.

The maintenance of this line, there being no materials for necessary renewals, is a task of great responsibility, as there is a good deal of running over it, and it must shortly get into a very bad state, in which, under present circumstances, it will have to remain. I would suggest that a couple of miles (single way) be re-laid at once with double-headed rails, and that the good Barlows taken up be used to keep the remainder of the line in a fair state of repair until it can be re-laid.

*Works.*

The works on this section of the railway are, with the exception of Sydney Station and Homebush booking-office and platforms, in good order and repair.

During the past three years, extensive repairs and additions have been made to the stations: New platforms and sheds have been built; and Duck River, Saltwater Creek, and other bridges extensively repaired. Additional machine and fitting shops have been put up in Sydney Station yard, and extensions of the sidings and other additions carried out.

Very extensive repairs were completed to Long Cove viaduct just before I took charge of the lines (July, 1862), and these, up to the present time, have effectually prevented any further signs of failure in this structure. At the present moment (and it is daily watched) it is perfectly safe.

Unless it is intended very shortly to build a new station at Sydney, extensive repairs to the present building should be at once carried out.

A booking-office and new platforms should be built at once at Homebush.

A new down platform is about to be commenced at Ashfield.

## GREAT SOUTHERN LINE.

## PARRAMATTA JUNCTION TO CAMPBELLTOWN.

(Single line; length, 20 miles; opened for traffic to Liverpool, 26th September, 1856; for traffic to Campbelltown, 17th May, 1858.)

The permanent way on this section is in good running order.

A large number of new sleepers are, however, wanted, principally between the Junction and Liverpool; and they should be supplied at once.

Owing to bad adzing and spiking when this line was laid, the chairs break very fast, and large renewals have been necessary.

The floods of June, 1864, washed over this line in many places, carrying away the ballast. To prevent this again occurring several flood openings have been put in.

Several rails have been turned, and a number are getting bad, and must shortly be treated in the same way.

*Works.*

During the last three years, nearly all the bridges on this section have been substantially repaired and strengthened, including Collingwood and Cabramatta viaducts; in some cases the repairs have almost amounted to re-construction. They are now all, excepting one in hand, and one remaining to be done, in good order, as are also the rest of the works.

The stations are in fair order and repair, excepting Fairfield and Campbelltown platforms, to which extensive repairs are necessary.

CAMPBELLTOWN



## CAMPBELLTOWN TO PICTON.

(Single line ; length, 20 miles ; Campbelltown to Menangle opened 1st September, 1862 ;  
Menangle to Picton opened 1st July, 1863.)

The permanent way on this section is in excellent order.

A good deal of ballasting was done, in 1863 and 1864, to the banks, and at the bridge ends, in consequence of their subsidence, caused by heavy rains and floods.

*Works.*

The works are all in good order, excepting the bridge, at  $46\frac{1}{2}$  miles some of the piles of which are slightly bent by the weight of the bank. This, however, is about to be attended to.

A siding and goods shed has been built at Douglass Park, and a small house for the station master will shortly be erected.

No materials are required for repairs on this section, except a few chairs. I think 500 ought to be procured for this purpose.

## GREAT WESTERN LINE.

(Single line ; length, 20 miles ; opened to Blacktown, 4th July, 1860 ; to Rooty Hill, 12th December, 1861 ; to South Creek, 1st May, 1862 ; to Penrith, 7th July, 1862.)

The permanent way on this line is in good order, especially between Blacktown and Penrith. A good deal of ballast is required between Parramatta Junction and Blacktown, and a number of new sleepers. A supply of chairs should also be obtained for renewals.

A few rails have been turned, and a few more are shewing signs of wear.

*Works.*

The works and stations on this line are all in good order and repair.

In 1863 three gate-keepers' houses were built, and in 1864 a passenger station was erected at Rooty Hill ; other works have also been done, such as coal-stages and cattle-pens.

The principal repairs since the opening of the line, have been the clearing the slips from South Creek. Cutting, and raising and repairing the approach road to the Station at Penrith.

## WINDSOR AND RICHMOND RAILWAY.

(Single line ; length, 16 miles ; opened for traffic, 1st December, 1864.)

The permanent way is not in very good order at present.

Two miles of the road, commencing at Blacktown Junction, have been strengthened by putting the sleepers closer together, and a portion of this length ( $\frac{1}{4}$  mile) re-ballasted with stone.

The fish-plates on this line break continually, a large number have been renewed, and a stock for subsequent renewals must be provided, as I have no doubt, that they will continue to break.

The rails on this line, when it was opened, were nearly all crooked and crippled. A great number have been straightened, but many have yet to be done.

This line is ballasted with sand, a great deal of it being quite unfit for the purpose. It is washing away gradually, and I believe some portions will have to be partially re-ballasted before the close of next year.

*Works.*

The bridges when this line was opened for traffic, were not considered to be safe. They have now nearly all been strengthened. A road to the goods shed at Richmond is wanted, and should be made at once.

At Windsor Station there is not sufficient siding accommodation, and the goods shed siding, should therefore be lengthened. A ladies waiting-room, with conveniences, is also necessary.

At Mulgrave Station the train stops on the main line instead of running up to the platform on the loop. Passengers have therefore difficulty in getting in and out of the carriages ; this might easily be remedied, and at small expense, by laying in a siding off the loop.

The gate-keepers' houses have neither water-tanks or closets ; these ought to be provided at once.

## GREAT SOUTHERN RAILWAY.

*Darling Harbour Branch.*

The road on this branch is in a very bad state ; before long it must be ballasted and re-laid.

*Collingwood Branch.*

This branch has been substantially repaired, and is now in good order.

*Pitt-street Tramway.*

Is kept in a fair state of repair by the lessee. Some of the rails are shewing signs of wear.

I have, &c.,

The Engineer-in-Chief for Railways.

DURANT TROTTER,  
Sup. Way and Works.

## C.

REPORT OF SUPERINTENDENT OF WAY AND WORKS ON THE GREAT NORTHERN LINE.  
GREAT NORTHERN RAILWAY.

1 September, 1865.

SIR,

In obedience to instructions contained in your memorandum, No. 2338, I have the honor to report, as follows, on the condition of the railways under my charge:—

*Permanent Way.*

Between Newcastle and Honeysuckle Point the road is in very good order. During the last two years about one-half the sleepers, and about twenty rails have been renewed on this portion; but no new ballast of any consequence has been put on.

From Honeysuckle Point to the  $1\frac{1}{2}$  mile post the permanent way was re-laid with new sleepers some time in 1862, and is now in very good condition. The ballast on this portion was not changed.

Between the  $1\frac{1}{2}$  and  $3\frac{1}{4}$  mile posts very little has been done to the road, beyond ordinary repairs—this piece is not in very good order—the joints not being fished, and the sleepers getting bad, necessitates rather an unusual amount of repairs. I purpose re-laying this the first opportunity I have.

From the  $3\frac{1}{4}$  to the  $3\frac{3}{4}$  mile posts the road was re-laid with new sleepers, and fish-plates substituted for joint-chairs in the year 1862, when it was entirely re-ballasted with stone. The repairs since required have been but very trifling, and it is now in excellent condition.

From the  $3\frac{3}{4}$  to the  $10\frac{1}{4}$  mile posts the road has been systematically re-laid with new sleepers. The whole has been re-ballasted, and is now in every respect in good condition, and requires but a very trifling amount of repairs. This work has been done between July, 1863, and the present time.

Between the  $10\frac{1}{4}$  and  $13\frac{1}{4}$  mile posts portions of the road have been re-laid with new sleepers and re-ballasted, altogether about  $1\frac{1}{2}$  miles. The remainder is now being re-laid, and will, I expect, be completed by about the end of the present year.

From the  $13\frac{1}{4}$  mile post to East Maitland the permanent way has been re-laid with new sleepers and entirely re-ballasted, and is now in excellent order. This was commenced in July, 1863, and completed in June, 1865.

The total length of line re-laid prior to July, 1863, was about 1 mile; from July, 1863, to the present time about  $12\frac{1}{2}$  miles has been re-laid; about  $1\frac{1}{2}$  mile more will, I expect, be re-laid by the end of the year, and in 1866 about 2 miles will require to be re-laid; after which no further extensive renewals will be required for several years to come.

Since July, 1863, all sleepers used have been split out of large trees, which are in my opinion far superior to the sawn ones originally used. I am of opinion that these sleepers will last, at least, 25 years.

In every case where re-laying has taken place the rails have been properly straightened, and spiked accurately to gauge.

Of the  $12\frac{1}{2}$  miles re-laid since July, 1863, about 5 miles had been originally laid in with joint chairs, for which fished-joints have been substituted.

The materials used for re-ballasting the line is of excellent quality, being chiefly gravel and stone of various kinds, obtained from the shipping. The cost of which has been very trifling.

Between East Maitland and West Maitland the road having been well laid in and tolerably well ballasted the repairs required have not been extensive, and it is now in very good order.

Between West Maitland and Singleton the road is in as good condition as can possibly be desired. During the last 12 months the average number of men engaged in maintaining this portion of the line (29 miles) has not exceeded twenty, and I have no reason to suppose that the number will require to be increased for some years to come.

Although the condition of the whole line has considerably improved during the last two years, the cost of maintenance has been gradually decreasing, and I think it probable that the cost may be still further decreased.

*Bridges.*

Two bridges have been entirely re-constructed. One near Honeysuckle Point, known as Dangar's bridge, was re-built in 1864; the original structure having sustained such serious injury through the ravages of the cobra, that it could not be effectively repaired.

The other, a flood opening near the sand hill, was re-constructed in 1863, the original structure having fallen to pieces through defective pile-driving.

The remainder of the bridges between Newcastle and East Maitland—which, in most cases, have been very badly constructed—have been carefully examined and repaired during the last two years. The top planking of the whole has been renewed (with the exception of that over Ironbark Creek, which has not required any repairs), and in one or two cases defective girders have been removed. The whole are now in tolerable order, but they require careful attention.

The bridges over Melbourne-street and Narrow Gut, at East Maitland, are not in a very good state, the brick piers I think will shortly require to be taken down and re-built, in both cases the wood superstructures are in very good condition. The

The remainder of the bridges between East Maitland and West Maitland are in very good order, and have cost but very little in repairs.

Between West Maitland and Singleton the whole of the bridges are in good condition, and, with the exception of screwing up occasionally, no repairs have been effected or required. They, however, require to be very carefully watched to keep them clear of the white ant, which are very numerous on this part of the line.

*Culverts.*

Between Newcastle and Honeysuckle Point four culverts have been re-constructed during the last two years, having been originally put in too low they had become silted up. In each case the arch has been removed, and the top left open, which has had the effect of greatly improving the drainage of the town as well as of the railway.

Between Honeysuckle Point and West Maitland, the culverts are not in a very good state of repair, but are, in every case, quite safe. I propose commencing shortly to put the whole into good order.

Between West Maitland and Singleton, the culverts are all in good condition, and have not required any repairs since the line has been in operation.

*Level Crossing Gates.*

Between Newcastle and West Maitland, sixteen gates have been renewed during the last twelve months; the remainder are generally in bad condition, most of which will shortly require to be renewed. From West Maitland to Singleton the whole are in good order, and have not required any repairs since their erection.

*Fencing.*

The fencing between Newcastle and East Maitland is not so good as could be desired. The posts and rails originally erected are very light, and in many places the posts have been seriously injured by the white ant. A considerable portion of this fencing will require to be renewed during the next three or four years; between West Maitland and Singleton the whole is in very good order.

*Station Buildings.*

The station buildings at Newcastle have been rather costly to keep in order. The greater portion of the passenger platform has been renewed during the last few months, and the renewal of the remainder is now in hand.

The stations at Honeysuckle Point, Waratah, and Hexham, are in very good condition, and have required but very slight repairs. They will require painting during the present year.

At East Maitland, the buildings are in very good order. During last year the goods shed was thoroughly repaired and painted. The passenger station has not required any repairs.

At High-street, the building was thoroughly repaired and painted, and the platform renewed in 1863. The whole is now in very good condition.

At West Maitland, extensive repairs have been effected during the last twelve months, to both the passenger station and goods shed. The platform has been entirely renewed, and the buildings thoroughly repaired and painted. The whole are now in a very good state.

At Wollombi Road, the booking office and platform have sustained considerable damage through the ravages of the white ant. The booking office was thoroughly repaired and painted a few months ago, and I purpose commencing shortly to re-construct the platform, substituting earth, with a brick retaining wall, for the present timber structure.

The buildings at Lochinvar have recently been thoroughly repaired and painted, and are now in good condition.

At Branxton and Singleton, the buildings have required but very trifling repairs since their erection, and are now in good order.

Of the ten gate-houses on the line, one (that at Hexham) was taken down and entirely rebuilt in 1863, in consequence of the foundation of the original building having given way seriously. Five others have recently undergone a thorough repair, and have been painted, and the remainder are now undergoing repairs.

MORPETH LINE.

On this line the permanent way is in excellent condition, and is very easy to keep in order.

The bridges and culverts have not required any repairs, and the whole are now in as good condition as when first constructed.

The cost of maintaining this line has been exceedingly small. As I do not keep a gang of men exclusively engaged upon this line, I cannot give the exact amount, but from the time of opening to the present time, the cost will not have exceeded £3 per week, for the whole line, including every expense, and it can, I have no doubt, be maintained at about that rate for several years to come.

SECOND LINE.

The laying in of this line commenced about the beginning of June, 1864. Was opened between Wallsend Junction and Honeysuckle Point, on September 26th, 1864, and through to Newcastle about the beginning of May, 1865.

This line is in very good order, and although the traffic upon it is very heavy, no extensive repairs have been required.

The Engineer-in-Chief for Railways.

I have, &c.,  
GEO. BEWICK.

## D.

REPORT ON THE CONDITION OF THE ROLLING STOCK AND MACHINERY, ON 31 DECEMBER, 1864.

## GREAT SOUTHERN AND WESTERN LINES.

*Locomotive Engines.*

THERE are thirteen engines on the Southern and Western Lines, besides the three small ones for the Richmond Line; two of the latter are constantly running on that line, and the other is kept in Sydney ready to relieve either of them when requiring repairs. There are twelve engines daily in steam.

The engines are in good working condition, with a few exceptions. Nos. 1 and 3 have had new cylinders and other extensive repairs, and new cylinders are being made for Nos. 2 and 4. Nos. 6 and 7 will soon require new cylinders and other important repairs. No. 5 is at present undergoing extensive repairs. No. 8 will require a new tank and other renewals; and several of them will soon want new driving-wheels.

Nos. 9, 10, and 11 had extensive repairs and renewals in 1864, and are now in good working condition.

Nos. 12, 13, 14, 15, and 16 are all in fair working order, but require turning up of wheels and other repairs.

*Tyres, Wheels, and Axles.*

Tyres are being continually turned up and renewed, and duplicate wheels are often changed from one engine to another, as they are taken off when requiring repairs, and others substituted at once, so as not to detain the engine in the shed. Nine solid axles have been forged at the workshops, and used instead of hollow ones, broken from time to time in the tenders of No. 1, 2, 3, and 4.

*Carriages, &c.*

First Class.—These are in good repair, with the exception of some of the inside linings which require renewing.

Composites.—These are generally in good running order.

Second Class.—These are mostly in good running order, but some require repairs, which are now being proceeded with.

Passenger Brakes.—These are mostly in good order, but some want repairs; seven of these are in constant use.

Horse Boxes.—Most of these are in good order.

Carriage Trucks.—The greater part of these are in good condition, but some of them will soon require repairs.

Tram Cars.—One of these is worn out; the others are in good order.

*Goods Waggon, &c.*

Goods Brakes.—One of these requires repairing; the others are in good condition; three of them are in constant use.

A Waggon.—The majority of these are in good running order, but some require extensive repairs.

B Waggon.—Generally in good order, but some of them require extensive repairs.

C Vans.—These are generally in good order.

D Trucks.—These are nearly all in good repair.

E Waggon, Sheep Vans, Luggage Vans, Cattle Waggon, Meat Vans; all these are in good running order.

Ballast Waggon.—Nearly the whole of these are in good condition.

Powder Vans.—These are in good order.

Extensive repairs and renewals have been made to the carriages and waggons; and they are now, on the whole, in good condition. It will not be necessary to increase the number of carriages during 1865, but additional goods waggons are much required.

Carriages and waggons are constantly undergoing repairs of some sort; wheels, axles, &c., are continually under repair and renewal. When they have been used for some time under carriages, they are often taken out and put under waggons to wear them out. Ninety-four new axles have been put under carriages, and the old ones generally used in this way.

The stationary engines and machinery in the workshops are all in excellent order.

WILLIAM SCOTT,

Locomotive Foreman,  
Southern and Western Lines.

The Engineer-in-Chief for Railways.

## E.

REPORT ON THE CONDITION OF THE ROLLING STOCK AND MACHINERY, ON 31 DECEMBER, 1864.

## GREAT NORTHERN LINE.

*Locomotive Engines.*

There are ten locomotives on the Northern Line. Nearly all of them have received extensive repairs and renewals.

Nos. 1 and 4 had a thorough repair in 1864, and are now in good order.

No. 2 was repaired in 1863, and—

No. 5 in 1862 and 1864; they are now in fair working condition, and No. 5 is the best suited on the line for passenger traffic.

No. 3 requires a thorough repair.

Nos. 6 and 7 have undergone extensive repairs, and are now in good condition.

Nos. 8 and 9 were purchased from Sir M. Peto and Co., and commenced running in 1864; they both received considerable repairs, and are in good running order.

No. 10 was received from Sydney in 1864, and has required no repairs of importance; but it will soon require to be taken into dock for a thorough overhaul.

In consequence of the limited number of engines, compared with the traffic, the minor repairs effected during the last few years have been considerable and numerous, from not having the means of keeping the engines sufficient time in the shed to repair them thoroughly.

*Carriages, &c.*

The passenger carriages are all in very good order. None have required extensive repairs. The brasses have been occasionally renewed. Some have been painted, the whole frequently varnished; they all require painting now.

The passenger brake-vans, horse-boxes, and carriage-trucks are all in good running order, but also require painting.

The goods waggons and vans are generally in good order; many of them have received extensive repairs. The woodwork of several requires renewal. Two of the C vans require new roofs, and most of them are much in want of painting.

The brasses for all the axles have been repeatedly renewed, and most of the journals and wheels turned.

The stationary engines and machinery in the workshops are in good condition, and have required but few repairs.

THOS. BOAG,  
Locomotive Foreman,  
Northern Line.

The Engineer-in-Chief for Railways.

## F.

MEMORANDUM FOR THE INFORMATION AND GUIDANCE OF CAPTAIN GALTON, ROYAL ENGINEER, IN REFERENCE TO THE CONTRACTS FOR, AND INSPECTION OF RAILWAY MATERIALS FOR THE GOVERNMENT OF NEW SOUTH WALES.

*Department of Internal Communication,  
Sydney, 9 September, 1858.*

1. The service requested from Captain Galton, is to make the contracts for, and to inspect all railway materials procured from England for the Government of New South Wales.

2. Captain Galton is at liberty to make contracts either by special agreement or by tenders procured from two or more eminent firms, or by tenders obtained by public competition; the object of the Government being, to obtain a thoroughly good article at a fair market price.

3. Captain Galton is at liberty to employ any professional or other assistance he may require, provided only that the entire expense connected with the obtaining contracts, and the inspection of materials supplied, does not exceed 1 per cent. of the value of the indent contracted for.

4. Captain Galton is at liberty to deviate from the plans and specifications furnished from this department; but the Government request this may never be done except it be considered a matter of absolute necessity.

5. The character of the inspection should be such as to enable Captain Galton to certify that the whole of the materials supplied are in accordance with the plans and specifications or other documents attached to each contract, and with the contract itself.

6. It is necessary to observe, that the Government is under agreement with the firm of Lloyd, Beilby, & Co., of the Royal Exchange Buildings, London, to transact, through their instrumentality, all the commercial business. A copy of this agreement is transmitted herewith.

7. The Government have been in communication with the branch firm established in Sydney; and a copy of a letter from them, relative to the making of contracts and the inspection of materials for railway purposes, is attached.

8. From this letter it will be seen, that the firm, while concurring in the propriety of leaving the calling for and deciding upon tenders, and the inspection of the materials supplied, entirely in Captain Galton's hands, desire to retain the right of communicating to parties tendering the decisions of that officer. To this the Government anticipate Captain Galton will see no objection, and they leave it to that officer to settle this and other details requiring co-operation, with the firm of Messrs. Lloyd, Beilby, & Co.

9. From such co-operation the Government anticipate Captain Galton would derive great assistance, the more so as the payment for, and the shipment and insurance of, all materials, must be left entirely in the hands of Messrs. Lloyd, Beilby, & Co.

10. The Government consider that Captain Galton's responsibility should cease with the inspection of the materials; and they suggest that Mr. Lloyd, or some agent of Mr. Lloyd's, should be present when the final inspection of any materials is made, with the view of leaving with that firm, after such final inspection, the entire responsibility of the safe delivery in this Colony of such materials.

11. Messrs. Lloyd, Beilby, & Co. have been requested to make no payment on account of any contract, until after the receipt from you of such a certificate as is named in paragraph 5, except any contract should contain a clause warranting payment on account, previous to any materials being supplied.

B. H. MARTINDALE.

G.

SECRETARY FOR PUBLIC WORKS to EDWARD HAMILTON, ESQ., REPRESENTATIVE  
AGENT OF NEW SOUTH WALES.

*Department of Public Works,  
Sydney, 22 October, 1864.*

SIR,

In consequence of recent investigations of the invoices for railway iron shipped from England, on account of this Colony, from the beginning of 1859 to this time, it appears to the Government that the charges for rails and chairs have been greatly and improperly in excess of prices current at the time of purchase and shipment. Under these circumstances, they are of opinion that a most rigid inquiry should be instituted in England, and, as a preliminary step, I have to request that Mr. John Fowler's services as Inspector of Railway iron, plant, and rolling stock, may be dispensed with at once.

2. As to any orders for railway materials which may be transmitted by this mail, I have to request that they may be executed under the superintendence and inspection of a leading London broker in the iron trade.

3. As to orders for railway materials which have already been transmitted to you, I have to request that, so far as practicable, the execution of contracts for such materials should be stopped until further orders.

4. In respect of orders already transmitted, the execution of which cannot be fully stopped or suspended till next advices from this, I have to request that you will do nothing without consultation with a leading London broker, as above mentioned.

5. If the advice and opinion of an engineer should be required in reference to orders still outstanding, you will be pleased to employ an experienced gentleman in lieu of Mr. Fowler.

The Government are about to institute inquiries into the supposed overcharges above referred to; and I propose forwarding by next mail full information and instructions for your guidance, or the guidance of your successor, should the Government be in a position to appoint such successor in the mean time.

I have, &c.,

ARTHUR T. HOLROYD.

UNDER SECRETARY FOR PUBLIC WORKS to W. C. MAYNE, ESQ., REPRESENTATIVE  
AGENT OF NEW SOUTH WALES.

*Department of Public Works,  
Sydney, 21 November, 1864.*

SIR,

Referring to the notification in the *Government Gazette* of the 10th instant, of your appointment as Agent for the Colony of New South Wales, resident in London, I am directed by the Secretary for Public Works to request that, as there is reason to believe that for a considerable period this Government has been defrauded of large sums of money in the prices paid for railway iron, you will, on your arrival in England, investigate into and report upon all the circumstances connected with these purchases, and the actual value of the rails and chairs so purchased.

11—F

2.

2. I am to enclose herein a return of invoices of rails and chairs purchased by the Government Agents in England, shewing the prices per ton paid in London, and the prices current as quoted in the *Economist*; and for the purpose of further accrediting you in this matter, I am instructed specially to authorize you to take all proper and necessary steps for the elucidation of all the circumstances connected with the alleged overcharges.

I have, &c.,  
JOHN RAE.

---

EDWARD HAMILTON, ESQ., REPRESENTATIVE AGENT OF NEW SOUTH WALES, to  
SECRETARY FOR PUBLIC WORKS.

196, Gresham House,  
Old Broad-street, London,  
24 January, 1865.

SIR,

In reference to an instruction contained in your letter of 22nd October, 1864, that a leading London broker be engaged to inspect any railway materials now under contract, I beg to call your attention to the terms of the contract, a copy of which has been furnished to you, that the money is to be paid one month after the production of the bills of lading, accompanied by Mr. Fowler's certificate; any delay of payment through a second inspection may be resisted, as being at variance with the terms of the contract, and will probably create trouble. I therefore suggest that Capt. Mayne be authorized to carry out all existing contracts, without alteration in the conditions; and the new regulations, whatever they may be, be limited to future engagements.

I have, &c.,  
EDWARD HAMILTON,  
Representative Agent of New South Wales.

---

EDWARD HAMILTON, ESQ., REPRESENTATIVE AGENT OF NEW SOUTH WALES, to  
SECRETARY FOR PUBLIC WORKS.

196, Gresham House,  
Old Broad-street, London, E.C.,  
26 January, 1865.

SIR,

I have the honor to acknowledge the receipt, on the 19th instant, of your letter, dated 22nd October, 1864, conveying certain instructions for my guidance, based apparently on an assumption "that the charges for rails and chairs supplied during the last few years to the Colonial Government, have been greatly and improperly in excess of prices current at the times of purchase and shipment." I have handed over this letter to my successor, Capt. Mayne, who will enter upon the duties of the agency on the 1st proximo; and he will, I make no doubt, inform you of the course he intends to adopt in reference thereto. The only point which calls for remark from me, is the order to suspend, *so far as practicable*, all existing contracts for railway material; and I beg to say that they must proceed to completion, and that any attempt to interfere with them would expose the Colonial Government to consequences which the words underscored lead me to believe that you did not contemplate or desire. The only contracts for railway material in hand, are—

- (1.) For locomotive engines, of which there are fifteen not yet ready for delivery; and
- (2.) For miscellaneous stores ordered in your letters, dated respectively the 22nd September and 22nd October, 1864, of which part has already been shipped;

and it will be obvious to you that it is not practicable to break, suspend, or alter the engagements entered into.

The foregoing is perhaps the only answer which, on the eve of my retirement from the agency, it is my duty to give to your letter now under reply; but as it is in my power to afford information which will help to remove the unfounded suspicions which exist in some quarters as to the management of contracts for permanent way material, I do not feel justified in withholding it; and I offer it as entitled to credit, inasmuch as no contract of the kind has been executed by me, or on my responsibility, since I have filled the office of Representative Agent to the Colony.

The only order for rails, fish-plates, &c., received in London since the 1st January, 1863, when my duties commenced, is that dated 20th March, 1863; and in conformity with my instructions (*vide* Colonial Secretary's letter, 22nd April, 1862), it was placed in Capt. Galton's hands, and was executed by him and Mr. Fowler. I was, on one occasion, present for the consideration of tenders which had been sent in to, and opened by, Capt. Galton, but the responsibility of decision rested with him, and not with me. I mention this only as a fact, and not with the view of suggesting that the interests of the Colony were not on that and on all previous occasions, fully and entirely protected. There was, however, one small order for rails not executed, on Capt. Galton's responsibility, that, namely, for the replacement of rails lost in the "Everton;" but in that case

I was expressly instructed to employ Messrs. Beale & Co. (*vide* Commissioner of Railways' letter, 22nd April, 1863), who had furnished the original lot. I am particular in stating these facts, in order that it may be clearly understood that I am not affected in any way by the imputations that are distinctly referred to in your letter, and in the hope that the information I offer may be received as that of an impartial person. I will further add that I am not responsible for the appointment of Mr. Fowler as inspecting Engineer, or for the rate at which his commission was fixed. When the supervision of railway contracts passed into my hands (in compliance with the Commissioner's letter, dated 22nd September, 1863), I took over the business subject to all existing arrangements and appointments; and having obtained a copy of the authority by which Mr. Fowler's commission was fixed, I allowed matters to remain as I found them.

The way in which the business was conducted by Capt. Galton was, I believe, this:—On receipt of an order for rails (and I confine my remarks to the subject matter of the imputations, *viz.*, permanent way materials), Mr. Fowler was instructed to advise upon the quality which, in his judgment, was most suitable for colonial traffic, keeping in view the heavy addition to prime cost on account of freight, insurance, &c.; and after general approval by Capt. Galton, to draw up specifications, setting out, in detail, the conditions to be complied with by the manufacturers. As soon as the specifications were settled and in print, Capt. Galton (probably after consultation with Mr. Fowler) determined what parties should be invited to tender (*vide* Mr. Fowler's letter herewith on the question of inviting tenders by public advertisement), the specifications were sent to the parties so selected, and the tenders were addressed to Capt. Galton, opened and abstracted by him, and the selection was made by him in the presence of Mr. Fowler and the Commercial Agent; after this, the superintendence of the execution of the order virtually devolved upon the inspecting Engineer; it was his duty to see, at the proper stage of the work, that each specification was complied with, and to follow the goods till, in compliance with the contract, they were delivered into the Agent's charge for shipment; and I will hazard this assertion, that if disposed to prove the fidelity with which his inspection was performed, Mr. Fowler could, by reference to the diaries of his Inspectors, state the day on which every order has been inspected at the different stages of its progress.

As to the number of tenders invited in each case, and the names of the parties, I beg to refer you to the list furnished to me by Mr. Fowler, and forwarded to the Commissioner for Railways by last mail. I Another copy forwarded to your address by this mail.

It is not within my knowledge whether abstracts of tenders were sent to the Colony while the contracts were in Captain Galton's charge; but they have been forwarded in every instance since I became Agent, whether the order was executed on my responsibility or not. If they were not forwarded by Captain Galton, the reason probably is that they were not asked for.

Such were the arrangements for the superintendence of the railway contracts while it was entrusted to Captain Galton, and I am confident that no better could be devised for the protection of the public interests. Under these arrangements, all the permanent railway material sent out since 1859 has been inspected by a civil engineer of the highest eminence, most punctual in attention to his business, and shrinking from no trouble or expense incident to the discharge of his duties; and that engineer has been controlled by an officer whose impartiality, integrity, and knowledge of every branch of railway business, are universally recognized. It is therefore to me a matter of surprise, as well as regret, that a suspicion should be entertained that the Colony has not received full value for the money expended; and before concluding this letter, I beg to address myself to the specific allegation which has been made, *viz.*—that "the charges for rails and chairs shipped from England to the Colony, from the beginning of 1859, have been greatly and improperly in excess of prices current at the times of purchase and shipment." The ground on which this charge is made appears to be, that the contract prices are higher than those quoted in the lists published by the *Economist*. The fact is so; the quoted prices are materially lower; but the discrepancy admits of easy explanation, and the information I have obtained will, I trust, have the effect of allaying the feeling of dissatisfaction which has so unfortunately arisen.

As soon as my attention was called to the subject, in an unofficial way, by the Commissioner for Railways, I wrote to Mr. Fowler about it, and received in reply the explanation contained in his letter herewith forwarded.

I also sought an interview with the Secretary of the London and North-western Railway Company, with whom I had no previous acquaintance, and requested him to be good enough to furnish me with the price paid by that company for rails of good quality, in June, 1863, 75 lbs. to the yard; 50 per cent. 20 feet long, and the remainder varying from 20 to 15 feet. I enclose his written reply, which, though marked private, contains nothing which he would care to withhold from publication. In the course of conversation, he observed that the information would be of no use to me unless I could tell him whether the rails were made of Welsh, Staffordshire, or Yorkshire iron, and what were the specifications with which the manufacturers had to comply. My reason for applying to the Secretary of this Company was, that Mr. Fowler has no connection with it, and the requirements of their extensive line bring them continually into the market.

I have also seen a statement prepared by the Lancashire and Yorkshire Railway Company, to shew the durability of rails of various prices, ranging from £8 as high as £16 per ton, the result of their experience being that a rail of low quality is the most expensive that can be laid down. It must be known to you that the experience of all the large railway Companies in this country points in the same direction. In fact, the evidence on this question is so conclusive, that the London and North-western Company

are



are beginning to lay down solid steel rails (Bessemer) at all points of heavy traffic; and it is understood that the substitution of them for iron rails throughout their system is only a question of time. The Engineer of the Great Western Railway Company mentioned in my presence, only two days ago, that in order to test the durability of Bessemer steel rails, the London and North-western Company had laid down in the throat of their London terminus, where the traffic is greatest, a Bessemer rail on one side and an iron rail of first quality on the other, and that the iron rail had been replaced over and over again, while the Bessemer shewed no sign of wear or deterioration; and he said that if Bessemer's could be laid down at a cost not exceeding £15 a ton, iron rails would cease to be used.

Again, I forward, for your information, the specification of rails for one of the Grimsby lines, prepared by Mr. Fowler. The contract was taken about the same time as the last colonial contract of 1863; and as there is no material difference of quality, though there is some slight variation of detail in the specification, the comparison goes to establish two points:—

*Vide copy herewith of Mr. Fowler's letter, 25th instant, and of Smith, Knight & Co.'s letter, 24th instant.*

- (1.) That the price paid for the colonial rail was not excessive, if the Grimsby price was not so; and—
- (2.) That Mr. Fowler does not fail to consider the special conditions in each case that he has to deal with.

The foregoing explanation amounts to this:—That the prices named in the printed lists refer to rails just merchantable, but not made under specification, and subject to no test; that such rails are rarely, if ever, used in this country; that the price of rails varies in proportion to quality, the range being from £5 as high as £16 per ton; that it was Mr. Fowler's special duty to decide on the quality of rail which was best suited to colonial traffic, and most consistent with an economical application of the funds appropriated to the construction of colonial railways; and that there is absolutely no evidence whatever that the quality of the rails supplied is not up to the price paid for them.

In conclusion, I beg to hand in copy of a statement sent to me by Mr. Fowler, giving the names of makers of rails of best quality on his list, selected because the execution of previous orders had given satisfaction, but subject to be struck out if the character of their manufacture was not maintained. As Captain Mayne wishes to see the original tenders referred to in Mr. Fowler's letter of the 25th instant, I shall not forward them to the Colony.

I have, &c.,

EDWD. HAMILTON,

Rep. Agent of New South Wales.

JOHN FOWLER, Esq., to EDWARD HAMILTON, Esq., REPRESENTATIVE AGENT OF  
NEW SOUTH WALES.

2, Queen Square Place, Westminster, S.W.,  
24 December, 1864.

DEAR SIR,

In reply to your letter of the 22nd, I enclose you a list of the rails which have been sent out to New South Wales, under indent, since I have acted on behalf of the Government as inspecting Engineer.

I also enclose a list of all indents during the same period.

As regards the difference of price between the published price current of rails and the price in the accepted tenders, it is very easily explained.

The price in the price current is what is called "merchantable iron," manufactured in the cheapest possible manner, without specification or supervision, or test or guarantee.

Such rails are never used in England, India, Russia, or other great markets for English manufacture. At one time they were largely used in America, and are sometimes used in foreign countries, when, from omission, a Government or Company have neglected to require the supply of rails to be furnished under a proper specification and supervision.

An instance occurred lately in the Riga and Dimsburg Railway, constructed under my friend Mr. Hawkshaw, when tenders were sent in for £6 5s. per ton without specification; but when they were required to be of proper quality under a specification, the price was increased to £8 5s. on a quantity of 32,000 tons, and the rails were supplied at that price.

The rails supplied to New South Wales, under my specification and superintendence, were quite as cheap at the price, in the accepted tenders, as the price in the price current for the rails *then* referred to; and it would have been a most serious mistake of judgment to have adopted rails of inferior quality when carriage is so important an element.

The quantity of iron of superior quality in the rails sent to New South Wales, under my specification, at the top and bottom, where the wear takes place, is exactly four times the quantity usually put into the rails referred to in the price current, besides other precautions in the manufacture which greatly affect the quality of the rails.

As regards the best principle of tendering, I believe you get the best competition by selecting a sufficient number of makers or contractors of character, and give the contract to the lowest tender; and this is the principle almost universally adopted in England at the present time.

If

If you throw tenders open to everybody, you are obliged to say you will not be bound to accept the lowest tender, and then conditions frequently prevent the most eligible parties tendering.

I shall be most happy at all times to furnish the fullest information and explanation to you with respect to every contract entered into on behalf of the Government of New South Wales.

I can say with confidence, that from the prompt payments and attention with which the financial business of New South Wales has always been conducted in this country, I have been able to obtain the most favourable possible terms from makers of all kinds, in the tenders they send in.

Yours very truly,  
JOHN FOWLER.

CHAS. STEWART, Esq., to EDWARD HAMILTON, Esq., REPRESENTATIVE AGENT OF  
NEW SOUTH WALES.

(Private.)

*London and North Western Railway,  
Secretary's Office, Euston Station,  
London, 24 December, 1864.*

DEAR SIR,

Referring to your inquiry yesterday, I find that we did not purchase any rails in June, 1863, or until December of that year, when the prices were—Ebbw Vale (Spathose iron) at the Works, £8 per ton; Guest's (at Birmingham), £7 17s. 6d. per ton. The freight from Guest's Works to Birmingham is estimated at 8s. per ton, making the price at the Works, £7 9s. 6d.

No tenders were received on this occasion from Staffordshire makers, whose prices are generally higher than those in South Wales.

I am, &c.,  
CHAS. STEWART.

JOHN FOWLER, Esq., to EDWARD HAMILTON, Esq., REPRESENTATIVE AGENT OF NEW  
SOUTH WALES.

*2, Queen Square-place, Westminster, S.W.,  
24 January, 1865.*

DEAR SIR,

With reference to the price of rails paid by Messrs. Smith and Knight for the West Riding and Grimsby Railway, I may mention that the places of delivery for these rails were within 12 or 15 miles of where they were made (Rotherham); so that would be an element in the price tending to make them higher if delivered in Liverpool or London, of (say) 10s. or 12s. per ton.

As regards the original tenders for permanent way materials, which you mentioned, I will have them collected and sent to you on the 26th, in time for book post, if you think well to send them out to the Colony.

I propose to call on you at 3 to-morrow.

Dear Sir, yours faithfully,  
JOHN FOWLER,  
J. D. BALDREY.

MESSRS. SMITH, KNIGHT, & Co., to EDWARD HAMILTON, Esq., REPRESENTATIVE  
AGENT OF NEW SOUTH WALES.

*1, Great George-street, Westminster, S.W.,  
24 January, 1865.*

SIR,

As requested by Mr. Fowler, I beg to inform you that the price paid by Messrs. Smith and Knight, for the rails used in the construction of the West Riding and Grimsby Railway, was £8 5s. per ton, delivered in Doncaster and Oakenshaw. The contract was entered into June 18th, 1863, and is only just completed.

I am, Sir,  
(For Smith, Knight, & Co.)  
WM. ROEBUCK.

*Manufacturers of Rails (best quality) who work under Mr. Fowler's specification.*

Yorkshire Houses:—

Weardale.

Parkgate.

Daves.

Staffordshire Houses:—

Lord Ward.

T. Walker.

Bagnall.

Welch Houses:—

Ebbw Vale.

The

The practice is generally to select them out of this list; but for a very large order probably all would be asked to tender.

Of these firms the following have had contracts for rails for New South Wales:—

The Weardale Company.  
The Park Gate Company.  
Lord Ward.  
The Ebbw Vale Company.

W. C. MAYNE, Esq., REPRESENTATIVE AGENT OF NEW SOUTH WALES, to UNDER SECRETARY FOR PUBLIC WORKS.

*New South Wales Agency,  
36, Cannon-street, London, E.C.,  
13 February, 1865.*

SIR,

Having reference to the letter of the 22nd of October last, from the Honorable the Secretary for Public Works, to my predecessor, instructing him at once to dispense with Mr. John Fowler's services as Inspector of railway stock,—to have any orders for railway materials transmitted by the same mail executed under the superintendence and inspection of a leading London broker in the iron trade,—as regarded orders for railway materials previously transmitted, to stop, so far as practicable, the execution of contracts for such until further orders,—in case of such as could not be stopped, doing nothing without consultation with a leading London broker, as before mentioned,—and, if the advice and opinion of an engineer should be required in reference to orders still outstanding, to employ an experienced gentleman in lieu of Mr. Fowler,—I have the honor to state, for your information, that it is not, in the case of any of the orders for railway materials, practicable to stop the execution of the contracts; and that the terms of these, involving, as they do, payment under Mr. Fowler's certificate, preclude, till the completion of those contracts, dispensing with Mr. Fowler's services.

2. Regarding the instruction touching superintendence and inspection by a leading London broker in the iron trade, I have to state that the services indicated are, I am informed, entirely beside those of a broker; and that all the inquiries I have made, lead me to the conclusion that to employ the services of a broker in the carrying out of contracts for the permanent way material and rolling stock, would merely include the additional charge of a brokerage commission, without any one safeguard or advantage whatever.

3. As regards the instruction for the employment of another engineer in lieu of Mr. Fowler, in cases in which the advice and opinion of one should be required in reference to orders still outstanding, I have (referring you to what I have stated in par. 1, as to the impossibility of setting aside Mr. Fowler, so far as existing contracts are concerned) to point out that compliance with that instruction would involve expense to an amount which cannot, I am confident, have been foreseen, and this without any commensurate advantage. As I have already explained, the existing contracts render imperative payment under Mr. Fowler's certificate; and such payment the contractors would demand and enforce, whatever might be the report made by any other engineer after inspection and trial of the material in stock.

Such inspection and trial could, it is obvious, be made only after delivery by the contractors; that delivery, in terms of the contracts, is to be "alongside" the ship. Now, observe what this, in the case of the engines (12 in number) now in course of construction and delivery, would, after delivery "alongside," involve. 1st. The removal from the wharf (not without risk) of cases of such weight and dimensions as are those containing locomotives packed for a voyage to Australia; 2nd, The several processes of unpacking, taking to pieces (indispensable for inspection of any value), putting together again; after this, actual testing on rails (only to be effected on a railway line, or in a contractor's workshop or yard), then repacking, and final removal back to the wharf.

The expense of all this, added to the charge by the engineer employed, for his time and professional services in making detailed inspection, would be so very serious that, having regard to all that fulfilment of the instruction would and might involve, I feel it to be my duty, in the exercise of the discretion with which, at such a distance, an Agent must be invested, to suspend acting on the instruction in question until I receive further orders on the subject.

I have, &c.,

W. C. MAYNE.

W. C. MAYNE, Esq., REPRESENTATIVE AGENT OF NEW SOUTH WALES, to UNDER SECRETARY FOR PUBLIC WORKS.

*New South Wales Agency,  
36, Cannon-street, London,  
22 February, 1865.*

SIR,

Having reference to your letter of the 21st November last, conveying to me the instructions of the Honorable the Secretary for Public Works, on my arrival in England to investigate and report upon the purchases of the permanent way material for

Government

Government of New South Wales,—I have the honor to inform you that, though I have used every exertion to carry out those instructions, the steps I have taken to that end have not yet placed me in a position to arrive at a definite conclusion, and to make my report on the subject, for the information of the Secretary.

2. It must be borne in mind that those to whom I have to address my inquiries, and from whom I have to seek information on the subject, are for the most part gentlemen weighted with their own pressing and important business, to whose leisure and convenience I am obliged entirely to defer.

3. I have already had to make one journey into Staffordshire, to obtain a personal interview with one of those gentlemen, and I expect to have to repeat it to procure further information from him.

4. By the March mail, however, I have every hope that I shall be able to report the result of my investigation, for the information of the Honorable the Secretary for Public Works.

5. Before closing an inquiry entrusted to me, I have always guarded myself from forming a conclusive judgment or committing myself to a positive expression of opinion; and I do so now; but in the special circumstances of this case, I consider it open to me, and right to state, that the result of all my inquiries hitherto tends towards establishing the *bona fides* with which the purchases of the permanent way materials for the Government have been made.

6. In these circumstances, referring you to Mr. Hamilton's recent communications respecting Mr. Fowler, and to my letter of the 13th instant, I would submit, for the consideration of the Honorable the Secretary for Public Works, the expediency of so far modifying the instructions conveyed to my predecessor, in Mr. Secretary Holroyd's letter of the 22nd October last, as to make the dispensing with Mr. Fowler's services as Inspector of railway iron, plant, and rolling stock, dependent on the result of the inquiry in which I am now engaged, and on the final decision of the Executive.

On this point it is very desirable that I shall be favoured with a reply by the mail to be despatched from Sydney on the 22nd April.

I have, &c.,

W. C. MAYNE,  
Agent for the Colony of New South Wales.

*Department of Public Works,  
Sydney, 24 April, 1865.*

Memo. on letter from Capt. Mayne, dated 22nd February, 1865.

As the mail had left Sydney before this letter was received, the only means of complying with Capt. Mayne's request was by means of the telegraph. The Minister for Works accordingly requested the Chief Secretary to forward the accompanying telegram to the Chief Secretary at Melbourne, for transmission to Capt. Mayne, and a telegram has been received that the letter has been sent to Capt. Mayne.

*Telegram, 24 April, 1865.*

From Chief Secretary, Sydney, to Chief Secretary, Melbourne.

Will you have the kindness to send the following communication in a letter by your outgoing mail?

*Department of Public Works,  
Sydney, 24 April, 1865.*

Sir,  
Your letter of the 22nd February, 1865, is just received. I concur in the proposal contained in your sixth paragraph, and you may consider the instructions referred to as modified accordingly.

W. C. Mayne, Esq.,  
Representative Agent of New South Wales,  
&c., &c., &c.

W. M. ARNOLD.

W. C. MAYNE, ESQ., REPRESENTATIVE AGENT OF NEW SOUTH WALES, to UNDER  
SECRETARY FOR PUBLIC WORKS.

*36, Cannon-street, London,  
24 April, 1865.*

SIR,  
Having reference to your letter of the 21st November, 1864, I have the honor to enclose, for the information of the Honorable the Secretary for Public Works, my Report on the purchases of railway iron for the Government of New South Wales.

I have, &c.,

W. C. MAYNE,  
Agent for the Colony of New South Wales.

[Enclosure.]

## [Enclosure.]

## REPORT.

In pursuance of the instructions of the Honorable the Secretary for Public Works, under date the 21st of November last, "on my arrival in England, to investigate into and report upon all the circumstances connected with the purchases of railway iron, and the actual value of the rails and chairs so purchased," I lost no time, after reaching London, in addressing myself to the inquiry directed.

2. Mr. Hamilton having, in his letter of the 26th of January last, placed the Government in possession of full and detailed information respecting the mode of obtaining and dealing with tenders for railway iron, has rendered it unnecessary for me, as regards that, to do more than (referring the Secretary for Public Works to that communication) to state in addition, that I have seen and examined the specifications, the tenders, and Captain Galton's abstract of these, with the accepted tenders noted; and that, following the acceptance, I have seen and examined the reports made from time to time by Mr. Fowler's assistants, detailing their supervision and inspection of the work in progress at the factories, the tests they applied, and the results; all these leaving no room to doubt that watchful supervision was exercised, and stringent means adopted to secure the material being in each case in strict accordance with the specification.

Mr. Hamilton has also, in his letter of the 26th of January last, so fully disposed of the question of the difference between the prices quoted in the *Economist* and those charged to New South Wales, that it is unnecessary for me to encumber this report by repeating (as substantially I could but do) what he has written on the subject. I have only to say, that all my information entirely bears out what he has stated on the general question of difference between quoted prices and those for material under stringent conditions.

3. Proceeding to the question of prices paid for, and actual value of, the railway iron supplied, I sought and obtained introductions to gentlemen largely connected with railways here, competent to afford me the information I desired, and thoroughly reliable, from position, experience, and absolute disinterestedness as regarded the matters and persons involved.

The first of those to whom I applied for information (having been introduced to him by a relative of mine) was Mr. Henry Woodhouse, Resident Engineer of the Southern Division of the London and North-western Railway Company.

Mr. Woodhouse has charge of some 600 miles of rail, over which passes a traffic certainly greater than that over any other 600 miles in the world; his practical experience of all that is connected with permanent way material is, consequently, wide and ample; his intelligence and capacity are vouched by his having, for years, and to the entire satisfaction of the great Company he serves, held the important office he fills.

Proceeding to Stafford for the purpose, I had an interview with Mr. Woodhouse; and having placed in his hands the specifications, several of the tenders, the quantities of and prices paid for permanent way material supplied to the Government of New South Wales, during the years 1859, 1860, 1861, 1862, and 1863,—having also handed to him the official report as to the quality of the material (read to the Assembly by Mr. Secretary Holroyd), together with his (Mr. Holroyd's) reported testimony as to the state of the rails after five or six years' wear, with a request that he would, after having gone through and considered the whole matter, favour me with his opinion as to the prices charged and paid,—and having, in subsequent interviews with Mr. Woodhouse, after he had read and carefully considered the papers, discussed the matter in detail, and at considerable length,—he gave it to me as his distinct opinion, having regard to the specifications requiring an exceptional make of rail, to the tests being very severe, to the quality of the material as proved by those tests and by actual wear, and to all the circumstances, that, with the exception of one lot of 94 tons, the prices charged and paid were not in excess of the current rates of the periods, for material of the quality supplied, or more than sufficient to give that reasonable and fair profit which the iron, and every other trade properly and prudently conducted, has a right to claim and to secure.

4. The following were, I have satisfied myself, the circumstances in which the 94 tons referred to in the preceding paragraph were obtained.

Captain Galton mentioned, in a communication to Mr. Fowler, that Lord Dudley's works were making very good iron; and finding that no tender had been sent in from those works, recurred to the subject in a second communication to Mr. Fowler.

Lord Dudley's manager then tendered, "as a sample," to supply 100 tons at £9 per ton, and the tender was accepted for 94 tons by Captain Galton, doubtless for the purpose of testing the quality of the iron that had been mentioned to him as very good. The result of the experiment I have no means of tracing, but I conclude that the Railway Department can furnish it.

5. Considering it desirable to have a second, entirely impartial, independent, and reliable opinion, drawn from comparison of the prices paid by Railway Companies in England with those paid by the Government of New South Wales, I obtained an introduction to Mr. Forbes, the General Manager of the London, Chatham, and Dover Railway (a gentleman standing high in estimation for ability, experience, and intimate practical acquaintance with all connected with railway management), and placed in his hands the whole of the documents which I had submitted to Mr. Woodhouse, with a request that he would have a comparison of the prices made, and would favour me with his opinion on the whole question.

Mr.

Mr. Forbes very kindly consented to do so, and placed the matter for comparison in the hands of an assistant whom he knew to be perfectly competent to the task.

Having carefully analyzed the comparison made between the prices paid at periods the most nearly approaching each other, by some of the great Railway Companies of England and by the Government of New South Wales,—and having considered the documents I had put before him,—Mr. Forbes gave it to me as his distinct opinion that, in the cases where the prices charged to New South Wales were higher than those charged to the English Companies, the difference was fully and satisfactorily accounted for by the different conditions and circumstances; and having regard to the generally stringent nature of the specifications, but especially to one particular condition in them not usual, but decidedly favourable to the Government (a condition to which contractors are extremely averse, as involving possible loss to a considerable amount, and for which they would certainly charge an increased rate),—to the severity of the tests, which, from Mr. Fowler's known character as to supervision and inspection, contractors would regard as certain to be applied to the quality of the material furnished, proved by actual wear,—to the difference to be taken into calculation on account of delivery at the docks instead of at the railway station (involving certain additional cost and possible delay and loss to the contractors),—and to *all* the circumstances,—that the prices paid by the Government of New South Wales for the material supplied were not in excess of the current rates of the periods, for material of equal quality, and that the Colony had been uprightly and fairly dealt with in the matter.

6. The special condition in the specifications referred to as unusual, and disliked by contractors, is to be found where, after stringent provision for supervision and testing *at the contractor's works*, the specifications go on to say, “but notwithstanding such tests and inspection, any rails may be rejected on delivery, which, in his (Mr. Fowler's) judgement, are defective in any respect; and if labour should be required for turning over and examining the rails at the port of delivery, the manufacturer is to supply it.”

This, it will be seen, continues the liability of the contractors to have the rails (under the terms of the specifications, without appeal) thrown back upon their hands, after having incurred the cost of carriage to the port; and to have either to sell them, thus depreciated by rejection, at any price obtainable, or to incur the further cost of carriage back.

The insertion of such a condition shews, I consider, that Mr. Fowler has sought very carefully to guard the interest of the Colony in the matter, and has not sought to court or conciliate the contractors.

The importance and value of stringent and well-considered measures to secure permanent way material of the kind best suited to the particular traffic, and in a special degree, of lasting quality, in a case where freight and labour so materially enhance prime cost, are so obvious that they cannot fail to be recognized.

7. Mr. Fowler, it is right to mention, has the character of carrying out very rigid supervision and inspection, and of applying severe tests; and this is a matter which, I have had conclusive proof afforded me, materially weighs with contractors in making their tenders.

As direct evidence of this, I may mention that I have seen the letter to a Railway Company, from a manufacturer who had agreed to furnish material at a certain price, and who, on finding that it was to be subject to the supervision and tests of a particular engineer (not Mr. Fowler, but one having a like character for strictness), drew back from his agreement; but—and this as a concession in the circumstances—offered to furnish the material, subject to the required supervision and tests, at a rate, however, fifteen shillings per ton over the price named before he was aware of who the inspecting engineer was to be.

8. Every person with whom I have been in communication respecting the matters involved in my inquiry, has, on being told that the tenders had been invited and dealt with by Captain Galton, on the instant said that, such being the case, the Colony had the very highest guarantee that universally recognized professional ability, exalted character, and unblemished honor, could afford.

9. Mr. Fowler's high professional standing, his very large and profitable employment, dependent on upright discharge of duty, his character for strict and watchful supervision, all afford guarantees for a faithful discharge of professional duty; and the stringent nature of his specifications, and the facts prove that such discharge of it has not been wanting.

10. Guided, then, by the concurring opinions I have given, emanating from able, experienced, and practical men, after investigation and consideration of the matter submitted to them, and having regard also to *all* the facts and circumstances, I have to report that I consider it beyond doubt that, in the purchase of permanent way material during the periods in question, the Colony was zealously, faithfully, and efficiently served, and was not charged, for the material supplied, prices in excess of the fair current rates of the periods, for material of the quality obtained under the particular specifications in force.

W. C. MAYNE,  
Agent for the Colony of New South Wales.

24th April, 1865.



---

---

APPENDIX

TO THE

REPORT ON THE RAILWAYS OF NEW SOUTH WALES,

TO 31 DECEMBER, 1864,

By JOHN RAE, ESQUIRE, A.M.,

COMMISSIONER FOR RAILWAYS.

---

---



TABLE No. I.

LIST of Contracts for Works performed on the Railways of New South Wales, from the commencement, to 31 December, 1864.

Date of Contract.	Name of Contractor.	Description of Contract.	Line of Railway.	Amount of Contract.	Remarks.
1851.				£ s. d.	
12 March 1852.	William Wallis	Construction of 4½ miles from Haslem Creek towards Sydney.	Great Southern Railway	10,000 0 0	Contract completed by Mr. Randle.
18 October	Randle William	Under Bridge at 1 27 30	Do.	600 0 0	
18 "	Do.	Do. 1 52 10	Do.	992 0 3	
18 "	Do.	Do. 1 62 50	Do.	348 2 0	
19 "	Do.	Culvert at 1 65 20	Do.	74 15 0	
13 November 1853.	Do.	Under Bridge at 0 63 0	Do.	234 5 6	
8 January	Do.	Culvert, 2 11 15	Do.	57 10 8	
8 "	Do.	Do. 2 25 80	Do.	61 12 6	
8 "	Do.	Culvert and ditch, approach to Newtown Station	Do.	122 19 3	
31 "	Do.	3' Stone Culvert, 0 53 0—Branch	Do.	149 0 0	
31 "	Do.	5' Brick and Stone Culvert, 0 35 0—Branch	Do.	463 0 0	
31 "	Do.	5' do. do. 0 24 0 do.	Do.	237 0 0	
31 "	Do.	Stone Culvert, 7 3 0	Do.	290 0 0	
31 "	Do.	4' Culvert, 8 24	Do.	332 0 0	
25 February	Do.	Over Bridge, Erskineville-lane	Do.	1,278 16 3	
25 "	Do.	Under Bridge at 1 47 35	Do.	502 11 7	
25 "	Do.	Do. Canterbury Road	Do.	851 14 11	
25 "	Do.	3' Culvert, 2 76	Do.	56 16 6	
25 "	Do.	2' do. 3 6	Do.	34 2 0	
25 "	Do.	4' do. 3 19	Do.	116 13 8	
30 April	Do.	2' do. 1 78	Do.	41 5 5	
4 June	Do.	Temporary deviation of Cook's River Road	Do.	91 12 1	
4 "	Do.	Stone Culvert, 1 38	Do.	83 13 1	
4 "	Do.	Do. 1 49	Do.	102 10 5	
4 "	Do.	Do. 3 54 10	Do.	576 9 11	
4 "	Do.	Do. 3 55 90	Do.	56 11 6	
30 August	Do.	Do. 3 64 50	Do.	188 7 6	
30 "	Do.	Do. 4 52 0	Do.	47 19 9	
30 "	Do.	Do. 4 63 0	Do.	95 3 0	
30 "	Do.	Stone Culvert, upper approach, 5 32	Do.	78 5 4	
31 "	Do.	2' Brick Culvert, 1 53	Do.	96 16 2	
20 September	Do.	Long Cove Viaduct	Do.	19,510 6 7	
October	Do.	6' Culvert in Terminus	Do.	200 0 0	
10 "	Do.	Over Bridge, Cook's River Road	Do.	3,019 3 11	
1854.					
31 January	Do.	Under Bridge	Harbour Branch, Great Southern Railway.	1,990 0 0	
31 "	Do.	Do.	Do. do. (Ultimo Road)	1,098 0 0	
31 "	Do.	Stone Culvert, 7 31	Great Southern Railway	75 0 0	
31 "	Do.	Do. under Parramatta-street	Harbour Branch, Great Southern Railway.	426 0 0	
30 April	Do.	Open Culvert, left of line, Cleveland Paddock	Do. do.	199 0 0	
30 "	Do.	Do. right of line, Cleveland Paddock	Do. do.	89 0 0	
30 "	Do.	Stone Culvert, 5 76	Do. do.	229 0 0	

Date of Contract.	Name of Contractor.	Description of Contract.	Line of Railway.	Amount of Contract.	Remarks.
1854.				£ s. d.	
30 April ..	Randle William .. ..	Stone Culvert, 6 27 .. ..	Harbour Branch, Great Southern Railway.	163 0 0	
30 "	Do. .. ..	Do. 6 50 .. ..	Do. do. ..	113 0 0	
30 "	Do. .. ..	Culvert, 9 37 .. ..	Do. do. ..	214 0 0	
30 "	Do. .. ..	Do. 9 73 .. ..	Do. do. ..	589 0 0	
20 June..	Do. .. ..	Stone outlet from Culvert, 0 24 0..	Do. do. ..	494 0 0	
20 "	Do. .. ..	Stone entrance to Culvert, 0 24 0..	Do. do. ..	1,545 0 0	
"	Do. .. ..	Temporary Pattern Shop and Forges	Do. do. ..	479 0 0	
25 July ..	Do. .. ..	Machine Shop and Fanhouse	Do. do. ..	8,653 18 9	
11 August ..	Do. .. ..	Engine House and Boiler House to Machine Shop	Do. do. ..	2,242 0 0	
25 "	Do. .. ..	Parramatta-street Bridge	Do. do. ..	5,755 2 0	
25 September ..	Do. .. ..	Carriage Shed, Sydney Station	Great Southern Railway ..	2,720 0 0	
4 October ..	Do. .. ..	Stone Culvert, 5 49 .. ..	Do. .. ..	172 14 0	
4 "	Do. .. ..	Do. 5 67 .. ..	Do. .. ..	279 12 3	
14 "	Do. .. ..	Bridge, Haslem's Creek	Do. .. ..	2,969 15 10	
14 "	Do. .. ..	Culvert, 10 29 .. ..	Do. .. ..	178 8 0	
14 "	Do. .. ..	Do. 11 17 60 .. ..	Do. .. ..	473 19 6	
14 "	Do. .. ..	Do. 11 67 50 .. ..	Do. .. ..	196 8 3	
14 "	Do. .. ..	Do. 12 20 0 .. ..	Do. .. ..	196 8 4	
14 "	Do. .. ..	Culvert, Duck River, under Approach, left	Do. .. ..	90 0 0	
31 "	Wright William .. ..	No. 1 General Works .. ..	Newcastle to Hexham .. ..	70,527 0 0	
31 "	Do. .. ..	Station Works .. ..	Do. do. ..	12,093 0 0	
6 November ..	Randle William .. ..	Over Bridge, Petersham Hill	Great Southern Railway ..	2,099 9 4	
6 "	Do. .. ..	Under Bridge, at 8 65 15 .. ..	Do. .. ..	1,292 5 10	
6 "	Do. .. ..	2' arched under Bridge, 9 71 50 .. ..	Do. .. ..	2,656 3 1	
6 "	Do. .. ..	Under Bridge, 10 62 0 .. ..	Do. .. ..	838 2 3	
6 "	Do. .. ..	Culvert, 2 51 .. ..	Do. .. ..	625 1 11	
6 "	Do. .. ..	Double 5' Culvert, 7 66 40 .. ..	Do. .. ..	1,259 12 9	
6 "	Do. .. ..	5' Culvert, 8 66 80 .. ..	Do. .. ..	1,576 6 0	
13 "	Do. .. ..	Over Bridge, Harbour Branch	Do. .. ..	2,241 16 6	
13 "	Do. .. ..	Approach to Parramatta-street Bridge	Do. .. ..	1,462 3 0	
1855.					
31 January ..	Do. .. ..	2' Stone Culvert, 0 44 0 .. ..	Do. .. ..	140 0 0	
12 February ..	Do. .. ..	Cleveland Tunnel .. ..	Do. .. ..	12,889 14 9	
12 "	Do. .. ..	Do. Retaining Walls .. ..	Do. .. ..	2,440 2 6	
10 April ..	Do. .. ..	Bridge over Liverpool Road	Do. .. ..	3,393 10 7	
10 "	Do. .. ..	Over Bridge, 5 11 .. ..	Do. .. ..	925 8 4	
May ..	Do. .. ..	Williamson's Bridge .. ..	Do. .. ..	546 5 4	
June..	Do. .. ..	Engine Shed .. ..	Do. .. ..	2,238 11 10	
30 July ..	Do. .. ..	Burwood and Homebush Roadside Stations	Do. .. ..	275 1 3	
August ..	Do. .. ..	Bridge at, 7 65 (under) .. ..	Do. .. ..	686 0 0	
"	Do. .. ..	Culvert at, 13 62 .. ..	Do. .. ..	272 17 0	
"	Do. .. ..	Do. 13 79 50 .. ..	Do. .. ..	433 10 0	
"	Do. .. ..	Sydney Station .. ..	Do. .. ..	2,012 6 7	
"	Do. .. ..	Newtown Station .. ..	Do. .. ..	1,760 1 3	
21 "	Wright William .. ..	No. 2 General Works, including maintenance of works for twelve months.	Hexham to East Maitland ..	76,240 0 0	
27 September ..	Randle William .. ..	Ashfield Station .. ..	Great Southern Railway ..	2,338 4 6	
14 October ..	Do. .. ..	Bridge at Duck River .. ..	Do. .. ..	1,774 11 6	
14 "	Do. .. ..	5' Double Culvert at, 5 72 0 .. ..	Do. .. ..	1,778 2 9	
14 "	Do. .. ..	Bridge at Salt Water Creek	Do. .. ..	2,294 17 6	
15 "	Do. .. ..	Goods Shed, Sydney Station	Do. .. ..	2,217 7 9	
6 November ..	Do. .. ..	Station House, Parramatta ..	Do. .. ..	1,032 7 0	

APPENDIX

TABLE NO. I.—LIST of Contracts—*continued.*

Date of Contract.	Name of Contractor.	Description of Contract.	Line of Railway.	Amount of Contract.	Remarks.
1855. 30 November ..	Randle William .. .. .	General Works, including maintenance for twelve months	Parramatta to Liverpool .. ..	£ s. d. 76,119 16 0	
1856. 26 June .. ..	Do. .. .. .	Carriage Shed, Sydney Station .. .. .	Great Southern Railway .. ..	2,155 8 5	
1857. June .. .. .	Do. .. .. .	Works on Contract No. 3 .. .. .	Campbelltown Extension .. ..	13,181 9 9	
July .. .. .	Scott and Jolly .. .. .	Sleepers .. .. .	Do. do. .. ..	1,186 4 6	
" .. .. .	Do. .. .. .	Fencing .. .. .	Do. do. .. ..	3,956 0 4	
August .. ..	Brian William .. .. .	Ballast for Road approaches, Sydney .. .. .	Sydney to Parramatta .. ..	204 0 0	
" .. .. .	Randle William .. .. .	Maintenance of Tank, Liverpool .. .. .	Liverpool Extension .. ..	106 15 0	
" .. .. .	Do. .. .. .	Sleepers and Tools for Permanent Way .. .. .	Do. do. .. ..	103 6 0	
September ..	Faviell Mark .. .. .	Works .. .. .	West Maitland do. .. ..	12,944 6 9	
" .. .. .	Randle William .. .. .	Do. on Contract No. 4 .. .. .	Campbelltown do. .. ..	13,968 14 6	
" .. .. .	Do. .. .. .	Maintenance of Works for one year .. .. .	Liverpool do. .. ..	2,970 0 0	
October .. ..	Do. .. .. .	Works on Contract No. 5 (Permanent Way) .. .. .	Campbelltown do. .. ..	21,905 7 5	
November ..	Wright William .. .. .	Works .. .. .	Extension into Newcastle .. ..	6,347 2 8	
" .. .. .	Bolton E. W. .. .. .	Fencing .. .. .	West Maitland Extension .. ..	1,016 0 0	
1858. March .. .. .	Jones and Palmer .. .. .	Sleepers for re-laying line .. .. .	Sydney to Parramatta .. ..	1,350 0 0	
" .. .. .	Atkinson, Wrench, and Co. .. .. .	Sleepers .. .. .	Campbelltown Extension .. ..	2,171 0 0	
" .. .. .	Wright William .. .. .	Newcastle Terminus .. .. .	Extension into Newcastle .. ..	2,157 11 0	
" .. .. .	Do. .. .. .	Do. Goods Warehouse .. .. .	Do. do. .. ..	1,795 1 2	
" .. .. .	Do. .. .. .	Do. Station Master's House .. .. .	Do. do. .. ..	674 15 0	
April .. .. .	Do. .. .. .	Station Building, West Maitland .. .. .	West Maitland Extension .. ..	1,288 6 5	
" .. .. .	Do. .. .. .	Goods Warehouse, do. .. .. .	Do. do. .. ..	1,466 0 11	
" .. .. .	Do. .. .. .	Station arrangements, do. .. .. .	Do. do. .. ..	882 8 10	
" .. .. .	Do. .. .. .	Platform do. .. .. .	Do. do. .. ..	344 17 6	
" .. .. .	Do. .. .. .	Station-yard do. .. .. .	Do. do. .. ..	993 13 5	
" .. .. .	Do. .. .. .	High-street Station, do. .. .. .	Do. do. .. ..	610 5 9	
" .. .. .	Do. .. .. .	Station Building, East Maitland .. .. .	Do. do. .. ..	692 4 7	
" .. .. .	Do. .. .. .	Goods Warehouse, do. .. .. .	Do. do. .. ..	1,361 4 2	
" .. .. .	Do. .. .. .	Station arrangements, do. .. .. .	Do. do. .. ..	77 9 3	
" .. .. .	Do. .. .. .	Station-yard do. .. .. .	Do. do. .. ..	264 12 4	
" .. .. .	Do. .. .. .	Station Master's Houses, do. .. .. .	Do. do. .. ..	1,381 17 10	
" .. .. .	Do. .. .. .	Level-crossing and Lodges .. .. .	Do. do. .. ..	519 15 8	
" .. .. .	Do. .. .. .	Do. do. .. .. .	Do. do. .. ..	793 14 6	
" .. .. .	Do. .. .. .	Bridge at George-street, East Maitland .. .. .	Do. do. .. ..	986 10 8	
" .. .. .	Do. .. .. .	Repairing Bridge at do. .. .. .	Do. do. .. ..	97 17 0	
" .. .. .	Do. .. .. .	Miscellaneous Works .. .. .	Do. do. .. ..	35 14 1	
" .. .. .	Randle William .. .. .	Campbelltown Station .. .. .	Campbelltown do. .. ..	2,004 14 9	
" .. .. .	Do. .. .. .	Do. Goods Warehouse .. .. .	Do. do. .. ..	1,761 13 6	
" .. .. .	Do. .. .. .	Do. Station Master's House .. .. .	Do. do. .. ..	868 0 0	
July .. .. .	Wright William .. .. .	Permanent Way .. .. .	West Maitland do. .. ..	3,830 9 6	
October .. ..	Scott and Jolly .. .. .	Sleepers .. .. .	Parramatta to Penrith .. ..	900 0 0	
December ..	Gibbons John .. .. .	Works .. .. .	Do. do. .. ..	56,897 19 2	
" .. .. .	M'Lean Kenneth .. .. .	Timber and Fencing .. .. .	Lochinvar Extension .. ..	985 8 8	
" .. .. .	Swyer Spencer .. .. .	Materials and Works .. .. .	Do. do. .. ..	2,729 19 4	
" .. .. .	Bolton E. W. .. .. .	Timber .. .. .	Do. do. .. ..	186 17 5	
" .. .. .	Bolwell Frederick .. .. .	Works .. .. .	Do. do. .. ..	1,872 15 10	
" .. .. .	Border and Fish .. .. .	Do. .. .. .	Do. do. .. ..	422 8 0	
" .. .. .	Brown John and Co. .. .. .	Do. .. .. .	Do. do. .. ..	931 18 7	
" .. .. .	Reed William .. .. .	Do. .. .. .	Do. do. .. ..	2,551 5 4	
" .. .. .	Wright William .. .. .	Lengthening Platform at Hexham .. .. .	Extension Newcastle to Maitland .. ..	61 8 0	

Date of Contract.	Name of Contractor.	Description of Contract.	Line of Railway.	Amount of Contract.	Remarks.
1858.				£ s. d.	
December	Wright William	Level-crossing Lodges	Extension Newcastle to Maitland	522 0 0	
"	Do.	Tools for Plate-layers	Do. do.	114 0 0	
"	Cordwell Samuel	Timber	Lochinvar Extension	677 4 5	
"	Clarke George	Do.	Do. do.	114 10 6	
"	Capper E. P.	Materials	Do. do.	590 11 7	
"	Dickson and Co.	Do.	Do. do.	14 8 4	
"	Hill George	Dobbin Carts	Do. do.	186 0 0	
"	Nancarrow William	Do.	Do. do.	78 0 0	
"	Wolstenholme J.	Timber, &c.	Do. do.	19 6 9	
"	Wright William	Tools and Implements	Do. do.	512 13 1	
1859.					
January	Thompson and Bryant	Building Viaducts	Lochinvar Extension	703 14 4	
"	Maloney Edward	Timber	Do. do.	339 1 0	
"	Pratten and Nalcron	Works	Do. do.	607 3 0	
"	Canovan and Burley	Building Viaducts	Do. do.	170 15 9	
"	Russell P. N. and Co.	Ironwork, &c., for Bridges	Do. do.	851 15 9	
"	Friend W. S. and Co.	Boring Tools	Campbelltown to Menangle	15 2 1	
February	Coleman James	Painting Bridges	Lochinvar Extension	17 10 0	
"	Simmonds Charles	Fencing	Do. do.	543 4 0	
"	Gibbons John	Materials	Do. do.	18 18 0	
March	Wright William	Loading Rolling Stock	Campbelltown do.	150 6 2	
"	Do.	Tools for Plate-laying	West Maitland do.	31 7 0	
"	Hall W. H. and Co.	Materials	Lochinvar do.	24 4 6	
"	Coleman John	Timber	Do. do.	289 6 10	
April	King Henry	Works	Do. do.	404 17 1	
"	Jacobs Henry	Building Culverts	Do. do.	4 1 0	
"	English James	Bricks	Do. do.	352 6 5	
"	Bryant Richard	Lime	Do. do.	67 18 8	
"	M'Lean Kenneth	Timber for Bridges	West Maitland do.	296 15 3	
"	Mellam William	Works	Lochinvar do.	565 19 9	
"	Jones and Palmer	Sleepers	Penrith do.	72 2 6	
"	Colonial Storekeeper	Blasting-powder	Lochinvar do.	553 6 0	
"	Atkinson Robert	Building Viaducts	Do. do.	212 9 6	
"	Martin James	Timber	Do. do.	638 11 5	
"	Carter George	Timber and Sleepers	Do. do.	644 15 8	
"	Rodgers A. and Co.	Ironwork for Viaducts	Do. do.	363 4 0	
"	Do.	Ironwork	West Maitland do.	38 18 2	
"	White William	Ballasting	Campbelltown do.	612 0 0	
"	Randle William	Erecting two level-crossing Lodges	Liverpool do.	500 0 0	
"	Mack and Sherwood	Works	Lochinvar do.	1,332 12 0	
"	Eckford Joseph	Bricks	Do. do.	250 0 0	
"	Williams D. and Co.	Works	Do. do.	1,377 19 2	
May	Mellam and Ryman	Ballast	Do. do.	73 6 0	
"	Mack and Sherwood	Building Bridge	West Maitland do.	109 19 4	
"	Swyer and M'Gown	Sleepers	Menangle do.	1,325 6 9	
"	Fairfax William and Son	Timber	Campbelltown do.	63 12 0	
"	Alford Abraham	Works	Lochinvar do.	1,568 19 8	
"	English J. and T.	Bricks	West Maitland do.	135 0 0	
"	Dawson Richard	Ironwork	Do. do.	114 18 6	
June	Fitzgerald Stephen	Works	Do. do.	1,249 19 11	
"	Burley Jessee	Building Viaducts	Do. do.	469 7 6	
"	Carter D. C.	Timber	Do. do.	31 6 7	

TABLE NO. I.—LIST of Contracts—*continued.*

Date of Contract.	Name of Contractor.	Description of Contract.	Line of Railway.	Amount of Contract.	Remarks.
1859.				£ s. d.	
June .. ..	Canovan William .. ..	Erecting Bridge .. ..	West Maitland Extension .. ..	64 15 7	
" .. ..	Dawson Richard .. ..	Ironwork .. ..	Campbelltown do. .. ..	8 13 0	
" .. ..	Gillot Henry .. ..	Works .. ..	Lochinvar do. .. ..	209 2 4	
" .. ..	Dawson Richard .. ..	Ironwork .. ..	Penrith do. .. ..	24 4 8	
" .. ..	Clarke and Apthorpe.. ..	Timber .. ..	Do. do. .. ..	298 18 6	
" .. ..	Campion Richard .. ..	Do. .. ..	Do. do. .. ..	322 2 0	
July .. ..	Curran John .. ..	Works .. ..	Do. do. .. ..	1,586 16 10	
" .. ..	Fairfax William and Sons .. ..	Building Drawing Office, Phillip-street .. ..	.....	341 7 3	
" .. ..	Brown James .. ..	Tarring Viaducts .. ..	Do. do. .. ..	11 16 4	
" .. ..	Hardy William .. ..	Timber .. ..	Do. do. .. ..	134 13 0	
" .. ..	Moriarty Timothy .. ..	Do. .. ..	Do. do. .. ..	29 17 4	
" .. ..	Fairfax William and Sons .. ..	Do. for Junction with Great Western Railway .. ..	Parramatta to Penrith .. ..	2 0 8	
" .. ..	Constable George .. ..	Works .. ..	Lochinvar Extension.. ..	154 5 10	
" .. ..	Keep John .. ..	Ironwork .. ..	Do. do. .. ..	20 16 8	
" .. ..	Goodlett J. H. and Co. .. ..	Timber for Haslem's Creek Station .. ..	Sydney to Parramatta .. ..	151 13 0	
August .. ..	Blackwell Caleb .. ..	Approaches to Bridge, High-street .. ..	West Maitland Extension .. ..	14 10 8	
" .. ..	Peto, Brassey, and Betts .. ..	Works on Contract No. 2 .. ..	Parramatta to Penrith .. ..	61,221 2 3	
" .. ..	Do. do. .. ..	Do. do. 5 .. ..	Menangle Extension .. ..	44,966 17 9	
" .. ..	Do. do. .. ..	Do. do. 6 .. ..	Picton do. .. ..	141,124 10 0	
" .. ..	Friend W. S. and Co. . . .	Materials for level-crossing Lodge .. ..	Campbelltown do. .. ..	6 0 2	
" .. ..	Dawson Andrew .. ..	Tarring Viaducts .. ..	Lochinvar do. .. ..	70 12 6	
" .. ..	Folan James .. ..	Painting Bridges .. ..	West Maitland do. .. ..	10 10 0	
September .. ..	Dean William .. ..	Works .. ..	Lochinvar do. .. ..	48 10 5	
" .. ..	Gibbons John .. ..	Boring, &c. .. ..	Penrith do. .. ..	74 18 0	
" .. ..	Bather James .. ..	Sleepers .. ..	Penrith do. .. ..	289 12 10	
" .. ..	Rolfe W. H. .. ..	Timber for Haslem's Creek Station .. ..	Sydney to Parramatta .. ..	75 19 11	
October .. ..	Apthorpe Samuel .. ..	Timber .. ..	Lochinvar Extension.. ..	71 5 9	
" .. ..	Gibbons John .. ..	Work on Contract No. 1A (Permanent Way) .. ..	Penrith do. .. ..	15,738 9 4	
" .. ..	Do. .. ..	Do. do. 1B (Parramatta Station) .. ..	Do. do. .. ..	3,684 7 9	
" .. ..	Seaman William .. ..	Works .. ..	Lochinvar do. .. ..	2,656 19 8	
" .. ..	Jenner Samuel .. ..	Sleepers .. ..	Penrith do. .. ..	375 3 0	
" .. ..	Peto, Brassey, and Betts .. ..	Do. .. ..	Menangle do. .. ..	4,531 12 9	
" .. ..	Do. do. .. ..	Do. .. ..	Penrith do. .. ..	3,337 4 0	
" .. ..	Webb James .. ..	Sawing Timber .. ..	Lochinvar do. .. ..	9 6 0	
" .. ..	Brown Robert .. ..	Level-crossing, Gates, and Fencing .. ..	Do. do. .. ..	4 4 4	
" .. ..	Hebblewhite and Harpur .. ..	Sleepers .. ..	Penrith do. .. ..	351 8 2	Contract cancelled (£39 Os. 10d. forfeited).
November .. ..	Goodlett J. H. and Co. .. ..	Office and Store Room .. ..	Menangle do. .. ..	27 10 0	
" .. ..	Randell William .. ..	Tools for Permanent Way .. ..	Campbelltown do. .. ..	16 15 0	
December .. ..	Peto, Brassey, and Betts .. ..	Works, Contract No. 6 .. ..	Singleton do. .. ..	158,226 2 7	
" .. ..	Gibbons John .. ..	Contract 1c, Level-crossings .. ..	Penrith do. .. ..	1,437 19 4	
" .. ..	Simmonds Charles .. ..	Fencing .. ..	Singleton do. .. ..	2,791 0 0	
" .. ..	Campion Richard .. ..	Fencing, Sleepers, Timber, &c. .. ..	Do. do. .. ..	2,957 16 9	
" .. ..	Rooke G. .. ..	Carting Rails .. ..	Do. do. .. ..	12 14 0	
1860.					
January .. ..	Fairecloth John .. ..	Ballast .. ..	Lochinvar Extension.. ..	29 2 0	
" .. ..	Gibbons John .. ..	Miscellaneous Works.. ..	Penrith do. .. ..	1,201 10 1	
" .. ..	Davies H. .. ..	Sleepers .. ..	Do. do. .. ..	18 15 0	
" .. ..	Brand Jonathan .. ..	Works .. ..	Lochinvar do. .. ..	96 3 0	
" .. ..	Hector Henry .. ..	Do. .. ..	Do. do. .. ..	938 10 0	
" .. ..	Saunders and Wilton.. ..	Fencing .. ..	Singleton do. .. ..	237 0 0	
" .. ..	M'Lean Kenneth .. ..	Do. .. ..	Do. do. .. ..	209 12 6	
February .. ..	Saville James .. ..	Tarring Bridges .. ..	Lochinvar do. .. ..	14 2 6	

APPENDIX.

Date of Contract.	Name of Contractor.	Description of Contract.	Line of Railway.	Amount of Contract.			Remarks.
				£	s.	d.	
1860.							
February	Gibbons John .. .. .	Station arrangements, Contract 1d .. .. .	Penrith Extension .. .. .	261	10	2	
	Do. .. .. .	Parramatta Station Junction, Contract 1c .. .. .	Do. do. .. .. .	1,347	4	2	
March	Weatherill W. F. .. .. .	Materials .. .. .	Lochinvar do. .. .. .	367	17	8	
"	Friend W. S. and Co. .. .. .	Do. for Haslem's Creek Station .. .. .	Sydney to Parramatta .. .. .	19	14	3	
"	Keep John .. .. .	Ironwork for Signals .. .. .	Penrith Extension .. .. .	1	13	0	
"	A'Hearn Denis .. .. .	Sleepers .. .. .	Do. do. .. .. .	449	17	0	
"	Gould James .. .. .	Drawing Sleepers .. .. .	Lochinvar do. .. .. .	44	13	1	
April	Thompson Thomas .. .. .	Works .. .. .	Do. do. .. .. .	270	14	10	
"	Sawyer Joseph .. .. .	Do. .. .. .	Do. do. .. .. .	192	19	10	
"	Gough James .. .. .	Timber for Dobbins .. .. .	Do. do. .. .. .	25	7	0	
"	Anderson Ralph .. .. .	Works .. .. .	Do. do. .. .. .	642	1	1	
"	Auckett E. .. .. .	Bricks .. .. .	Do. do. .. .. .	291	5	0	
May	Vine and Carter .. .. .	Sleepers .. .. .	Singleton do. .. .. .	407	6	3	
"	Smith Joseph .. .. .	Bricks .. .. .	Lochinvar do. .. .. .	79	1	0	
"	Goodlett J. H. and Co. .. .. .	Timber .. .. .	Do. do. .. .. .	92	7	6	
June	Brown William .. .. .	Works .. .. .	Do. do. .. .. .	34	3	0	
"	White and Marsh .. .. .	Timber .. .. .	Do. do. .. .. .	10	5	10	
"	Nagle Henry .. .. .	Do. .. .. .	Do. do. .. .. .	32	16	9	
"	Hughes Charles .. .. .	Fencing .. .. .	Singleton do. .. .. .	158	5	0	
"	Clegg William .. .. .	Fencing, Sleepers, &c. .. .. .	Do. do. .. .. .	109	0	0	
"	Lee John .. .. .	Do. do. .. .. .	Do. do. .. .. .	12	10	0	
"	Newman Ralph .. .. .	Do. do. .. .. .	Do. do. .. .. .	25	16	0	
"	Goodlet and Co. .. .. .	Drawing Office, Phillip-street .. .. .	Do. do. .. .. .	24	16	7	
July	Sullivan and Cooksley .. .. .	Plastering Station Buildings .. .. .	Lochinvar do. .. .. .	62	15	2	
"	Mack C. and Co. .. .. .	Stonework for Stations .. .. .	Do. do. .. .. .	79	15	10	
"	Steward Thomas .. .. .	Fencing .. .. .	Singleton do. .. .. .	30	0	0	
"	Steward Edward .. .. .	Do. .. .. .	Do. do. .. .. .	8	0	0	
"	Mason Alfred .. .. .	Do. .. .. .	Do. do. .. .. .	17	10	0	
"	Smith William .. .. .	Do. .. .. .	Do. do. .. .. .	25	1	0	
"	Doochan Patrick .. .. .	Do. .. .. .	Do. do. .. .. .	5	17	0	
"	Bailey John .. .. .	Mortising Posts .. .. .	Do. do. .. .. .	5	15	0	
"	Gibbons John .. .. .	Goods Shed, Parramatta, Contract 1f .. .. .	Penrith do. .. .. .	2,195	7	11	
"	Do. .. .. .	Station, Blacktown, Contract 1g .. .. .	Do. do. .. .. .	1,118	13	7	
"	Price William .. .. .	Works .. .. .	Lochinvar do. .. .. .	7	0	0	
August	Carroll Patrick .. .. .	Do. .. .. .	Do. do. .. .. .	6	6	0	
"	Pitt William .. .. .	Fencing .. .. .	Singleton do. .. .. .	6	0	0	
"	Gibbons John .. .. .	Bridges, Parramatta Domain, Contract 1h .. .. .	Penrith do. .. .. .	2,554	17	0	
"	Iredale and Co. .. .. .	Ironwork for Stations .. .. .	Do. do. .. .. .	21	12	1	
September	Kenny John .. .. .	Fencing .. .. .	Singleton do. .. .. .	6	18	0	
"	Willard John .. .. .	Works .. .. .	Lochinvar do. .. .. .	73	3	0	
"	Hardy John .. .. .	Do. .. .. .	Do. do. .. .. .	1	16	0	
"	Neale James .. .. .	Do. .. .. .	Do. do. .. .. .	74	0	0	
October	Gibbons John .. .. .	Approach Road to Goods Shed, Parramatta .. .. .	Penrith do. .. .. .	428	0	0	
"	Do. .. .. .	Station Yard, Blacktown .. .. .	Do. do. .. .. .	292	4	1	
"	Naseby Charles .. .. .	Works .. .. .	Lochinvar do. .. .. .	22	9	0	
November	Gibbons John .. .. .	Road at Macquarie Fields .. .. .	Campbelltown do. .. .. .	276	2	0	Flood repairs.
"	Turton E. .. .. .	Bricks .. .. .	Lochinvar do. .. .. .	73	8	0	
December	Gibbons John .. .. .	Bridge at Macquarie Fields .. .. .	Campbelltown Extension .. .. .	5,176	5	0	Do.
"	Do. .. .. .	Fencing, Pitt Road .. .. .	Do. do. .. .. .	16	10	0	
"	Hudson and Sons .. .. .	Building Bridge at 13m. 62c. .. .. .	Do. do. .. .. .	3,832	14	5	Do.

APPENDIX.

TABLE No. I.—LIST of Contracts—continued.

Date of Contract.	Name of Contractor.	Description of Contract.	Line of Railway.	Amount of Contract.	Remarks.
1861				£ s. d.	
January	Lane James .. .. .	Works, Lochinvar Station .. .. .	Lochinvar Extension.. .. .	22 19 2	
"	Carter George.. .. .	Timber for Level-crossings .. .. .	West Maitland do. .. .. .	10 1 2	
"	Peto, Brassey, and Betts .. .. .	Gate House, Harpur's Hill .. .. .	Singleton do. .. .. .	787 3 6	
March ..	Challis Stephen .. .. .	Sleepers .. .. .	Do. do. .. .. .	329 0 0	
"	Hardy Robert.. .. .	Do. .. .. .	Do. do. .. .. .	952 13 0	
"	Thompson Thomas .. .. .	Do. .. .. .	Do. do. .. .. .	447 5 3	
"	Nesbit Thomas .. .. .	Do. .. .. .	Do. do. .. .. .	200 0 0	
"	Lawrence John .. .. .	Fencing .. .. .	Do. do. .. .. .	330 17 0	
"	Rowland and Wild .. .. .	Sleepers .. .. .	Do. do. .. .. .	316 9 9	
"	Henderson William .. .. .	Timber .. .. .	Lochinvar do. .. .. .	4 1 4	
June ..	Lockhart John .. .. .	Sleepers .. .. .	Singleton do. .. .. .	203 0 0	
"	Peto, Brassey, and Betts .. .. .	Permanent Way .. .. .	Picton do. .. .. .	25,419 19 7	
"	Do. do. .. .. .	Do. .. .. .	Menangle do. .. .. .	10,521 7 4	
"	Do. do. .. .. .	Masonry, Menangle Bridge .. .. .	Picton do. .. .. .	46,194 19 6	
"	Do. do. .. .. .	Timber Framing, Menangle Bridge .. .. .	Do. do. .. .. .	15,152 17 0	
"	Do. do. .. .. .	Permanent Way .. .. .	Singleton do. .. .. .	41,843 12 7	
"	Davison A. C. .. .. .	Ironbark Creek Bridge .. .. .	Newcastle to Maitland .. .. .	1,409 16 3	
August ..	Gibbons John.. .. .	Piling, Macquario Fields .. .. .	Campbelltown Extension .. .. .	871 7 9	Flood repairs.
September	Cobb and Bocking .. .. .	Erecting Inspector's Office .. .. .	Picton do. .. .. .	30 0 0	
"	Faviell Mark .. .. .	Viaduct at Davis Flats .. .. .	Campbelltown do. .. .. .	2,844 10 2	Do.
"	Brian William .. .. .	Gate House, Cabramatta .. .. .	Liverpool do. .. .. .	309 12 10	
"	Faviell Mark .. .. .	Works .. .. .	Pitt-street Tramway .. .. .	2,687 8 2	
October	Coomber Joseph .. .. .	Sleepers .. .. .	Singleton Extension .. .. .	108 0 0	
"	Rowland Samuel .. .. .	Do. .. .. .	Do. do. .. .. .	135 9 0	
"	Gibbons John .. .. .	Approaches to Bridge at 13m. 62c. .. .. .	Campbelltown do. .. .. .	964 5 6	Do.
November	Do. .. .. .	Swamp opening near Campbelltown .. .. .	Do. do. .. .. .	93 18 0	Do.
December	Croshaw Ambrose .. .. .	Works .. .. .	Darling Harbour do. .. .. .	1,551 6 10	
"	Peto, Brassey, and Betts .. .. .	Wrought Iron Girders, Menangle Bridge.. .. .	Picton do. .. .. .	29,048 17 0	
1862					
January	Peto, Brassey, and Betts .. .. .	Level Crossings .. .. .	Menangle Extension .. .. .	564 3 11	
"	Do. do. .. .. .	Do. .. .. .	Picton do. .. .. .	1,295 1 4	
February	Do. do. .. .. .	Station arrangements, Picton .. .. .	Do. do. .. .. .	3,259 0 11	
"	Do. do. .. .. .	Do. and Station at South Creek .. .. .	Penrith do. .. .. .	2,492 12 2	
"	Do. do. .. .. .	Level Crossings .. .. .	Do. do. .. .. .	1,048 0 9	
March ..	Do. do. .. .. .	Branxton Station and Platform .. .. .	Singleton do. .. .. .	1,606 5 1	
"	Rodgers A. and Co. .. .. .	Ironwork .. .. .	Do. do. .. .. .	6 8 11	
"	Bassett Samuel .. .. .	Forming Road to Branxton Station .. .. .	Do. do. .. .. .	33 10 0	
"	Hector Henry .. .. .	Fencing .. .. .	Do. do. .. .. .	28 9 5	
April ..	Wallis William .. .. .	Do. .. .. .	Do. do. .. .. .	14 17 6	
"	Peto, Brassey, and Betts .. .. .	Level Crossings .. .. .	Do. do. .. .. .	1,023 5 3	
"	Hood James .. .. .	Forming Road to Branxton Station .. .. .	Do. do. .. .. .	208 1 4	
"	Jamieson Brothers .. .. .	Penrith Station and Platform .. .. .	Extension to the Nepean .. .. .	3,221 11 9	
"	Gibbons John .. .. .	Works .. .. .	Do. do. .. .. .	6,418 13 1	
"	Do. .. .. .	Do. .. .. .	Morpeth Extension .. .. .	8,646 10 1	
June ..	Martindale Joseph .. .. .	Fencing and Level Crossings .. .. .	Extension to the Nepean .. .. .	528 8 4	
"	Smith Thomas.. .. .	Fencing .. .. .	Morpeth Extension .. .. .	172 19 5	Contract cancelled (£19 4s. 4d. per cent- age forfeited).
"	Davidson G. F. .. .. .	Reducing Spikes .. .. .	Singleton do. .. .. .	123 6 2	
"	Murdock George .. .. .	Miscellaneous Works.. .. .	Penrith do. .. .. .	204 8 6	
August ..	Peto, Brassey, and Betts .. .. .	Building Station, &c., Burwood .. .. .	Sydney to Parramatta .. .. .	500 18 0	
"	Graham Alexander .. .. .	Works, Singleton Bridge .. .. .	Armistdale Extension .. .. .	3,392 0 0	Transferred to William Hughes.
"	Heritage John.. .. .	Do., Goods Shed, Branxton. .. .. .	Singleton do. .. .. .	586 12 0	
"	Parkinson Thomas .. .. .	Straightening Rails .. .. .	Do. do. .. .. .	3 0 0	
"	Seaman William .. .. .				

APPENDIX.

Date of Contract.	Name of Contractor.	Description of Contract.	Line of Railway.	Amount of Contract.	Remarks.
1862				£ s. d.	
August ..	Paton John .. .. .	Straightening Station and Platform at Hexham..	Newcastle to Maitland .. ..	909 14 5	Transferred to Murnin and Brown.
" ..	Croshaw Ambrose .. .. .	Works, Contract No. 1 .. .. .	Goulburn Extension .. .. .	146 13 4	
September	Teasdale George .. .. .	Sleepers .. .. .	Menangle do. .. .. .	462 2 11	Transferred to Larkin and Wakeford.
	Pollock Alexander .. .. .	Do. .. .. .	Extension to the Nepean .. .. .	7 10 0	
" ..	Cullen Daniel .. .. .	Stumping Line .. .. .	Singleton Extension.. .. .	71 10 9	Transferred to Larkin and Wakeford.
" ..	Coombes John .. .. .	Fencing .. .. .	Do. do. .. .. .	115 4 6	
" ..	Peto, Brassey, and Betts .. .. .	Temporary Station at Menangle .. .. .	Menangle do. .. .. .	4,137 11 11	Transferred to Larkin and Wakeford.
" ..	Shuttleworth and Wallis .. .. .	Works, Contract No. 2 .. .. .	Goulburn do. .. .. .	3,335 5 5	
October ..	Bewick and Lewry .. .. .	Permanent Way and Ballasting .. .. .	Extension to the Nepean .. .. .	925 4 9	Contract cancelled (£994 18s. 3d. per centage forfeited).
	Lipscomb Henry .. .. .	Fencing and Clearing, Contracts 1 and 2 .. .. .	Goulburn Extension .. .. .	3,743 4 7	
November	Peto, Brassey, and Betts .. .. .	Station arrangements at Braxton.. .. .	Singleton do. .. .. .	8,954 4 9	Contract cancelled (£994 18s. 3d. per centage forfeited).
	Jamieson Brothers .. .. .	Building Singleton Station .. .. .	Do. do. .. .. .	1,923 12 7	
" ..	Tyler William .. .. .	Works, Penrith Bridge .. .. .	Bathurst do. .. .. .	3 18 11	Contract cancelled (£1,166 3s. 2d. per centage forfeited).
" ..	Peters George .. .. .	Erecting Goods Warehouse, Singleton .. .. .	Singleton do. .. .. .	10,495 8 6	
December 1863.	Fieldhouse E. and W. .. .. .	Materials for Engineer's Office .. .. .	Goulburn do. .. .. .	27 6 8	Not yet completed.
January	Peto, Brassey, and Betts .. .. .	Station arrangements, Singleton .. .. .	Singleton do. .. .. .	45,246 3 0	
" ..	Brown James .. .. .	Making Well at Singleton .. .. .	Do. do. .. .. .	3 4 0	Do. Contract cancelled.
" ..	Bolton Edward .. .. .	Sleepers .. .. .	Morpeth do. .. .. .	3 4 0	
" ..	Hobson John .. .. .	Carting Timber .. .. .	Singleton do. .. .. .	9 13 6	Do. Contract cancelled.
" ..	Draper Joseph .. .. .	Ironwork .. .. .	Do. do. .. .. .	72,579 8 11	
February	Graham and Kell .. .. .	Goods Warehouse, Penrith .. .. .	Extension to the Nepean .. .. .	60 0 0	Do. Contract cancelled.
	Bennett William .. .. .	Works, Singleton Station .. .. .	Singleton Extension .. .. .	61 5 9	
" ..	Randle and Gibbons .. .. .	Works, Contract No. 3 .. .. .	Goulburn do. .. .. .	3 6 0	Do. Contract cancelled.
" ..	Jamieson Matthew .. .. .	Materials .. .. .	Do. do. .. .. .	323 0 2	
" ..	Duxbury and Keer .. .. .	Works on Contract No. 2 .. .. .	Singleton Extension .. .. .	124 14 0	Do. Contract cancelled.
" ..	Slowgrove John .. .. .	Repairing Penrith Station .. .. .	Extension to the Nepean .. .. .	82 6 6	
March	Ryman Thomas .. .. .	Timber .. .. .	Singleton do. .. .. .	31 10 0	Contract cancelled (£183 1s. 8d. forfeited to Government).
	Raward John .. .. .	Office for Engineer .. .. .	Do. do. .. .. .	194 2 6	
April	Watkins William .. .. .	Works, Contract No. 1 .. .. .	Morpeth do. .. .. .	499 18 4	Contract cancelled (£183 1s. 8d. forfeited to Government).
	Randle and Gibbons .. .. .	District Engineer's Office, Contract No. 3.. .. .	Armidale do. .. .. .	17,852 16 11	
" ..	White William .. .. .	Carting Rails for temporary purposes .. .. .	Bathurst do. .. .. .	659 10 9	Contract cancelled (£18 16s. 2d. per centage forfeited.)
" ..	Dangar Philip .. .. .	Making Mile Posts .. .. .	Picton do. .. .. .	2,178 12 3	
May	Randle and Gibbons .. .. .	Bridge at 20m. 68c. .. .. .	Armidale do. .. .. .	169 5 10	Contract cancelled (£18 16s. 2d. per centage forfeited.)
	Peteor George .. .. .	Materials .. .. .	Goulburn do. .. .. .	9,774 12 1	
" ..	Bewick George .. .. .	Works, Penrith Station yard .. .. .	Armidale do. .. .. .	48 12 0	Originally Shuttleworth and Wallis. Transferred to Macnamara and Edwards.
" ..	Randle and Gibbons .. .. .	Sinking Trialholes at Tunnel, Gibraltar Gap .. .. .	Singleton do. .. .. .	25 10 0	
June	Sherwood James .. .. .	Masonry to Turn-table, Singleton .. .. .	Do. do. .. .. .	1,381 8 0	Contract cancelled (£183 1s. 8d. forfeited to Government).
	White William .. .. .	Gravelling and Metalling at Singleton .. .. .	Bathurst Extension .. .. .	169 5 10	
" ..	Martindale Joseph .. .. .	Permanent Way and Ballasting .. .. .	Picton do. .. .. .	169 5 10	Contract cancelled (£183 1s. 8d. forfeited to Government).
" ..	Blunt George .. .. .	Works, Contract No. 2 .. .. .	Armidale do. .. .. .	17,852 16 11	
" ..	Taylor John .. .. .	Fencing, Contract No. 1 .. .. .	Bathurst do. .. .. .	659 10 9	Contract cancelled (£18 16s. 2d. per centage forfeited.)
" ..	Jamieson and Eaton .. .. .	Erecting Picton Station .. .. .	Picton do. .. .. .	2,178 12 3	
" ..	Matthews F. W. .. .. .	Fencing, Contract No. 2 .. .. .	Armidale do. .. .. .	169 5 10	Contract cancelled (£18 16s. 2d. per centage forfeited.)
" ..	Larkin and Wakeford .. .. .	Works, Contract No. 2 .. .. .	Goulburn do. .. .. .	9,774 12 1	
" ..	Randle and Gibbons .. .. .	Works, Contract No. 1 .. .. .	Armidale do. .. .. .	48 12 0	Originally Shuttleworth and Wallis. Transferred to Macnamara and Edwards.
" ..	Carroll James .. .. .	Stone for Turn-table, Singleton .. .. .	Singleton do. .. .. .	25 10 0	
" ..	Hepper Joseph .. .. .	Fencing Contract No. 1 .. .. .	Bathurst Extension .. .. .	169 5 10	Contract cancelled (£183 1s. 8d. forfeited to Government).
" ..	Gwynneth John .. .. .	Goods Warehouse, Picton .. .. .	Picton do. .. .. .	1,381 8 0	



TABLE NO. I.—LIST of Contracts—continued.

Date of Contract.	Name of Contractor.	Description of Contract.	Line of Railway.	Amount of Contract.	Remarks.
1863.				£ s. d.	
July ..	Tyler William.. ..	Building Office for District Engineer, Penrith ..	Bathurst Extension.. ..	90 7 5	
" ..	Ash William .. ..	Painting District Engineer's Office, Singleton ..	Armidale do. .. ..	7 0 0	
" ..	Chamberlain Frederick .. ..	Do. Timber Viaduct, Menangle .. ..	Pictou do. .. ..	410 7 0	
" ..	Hughes William .. ..	Works, Singleton Bridge .. ..	Armidale do. .. ..	11,029 1 8	Contract cancelled (£1,225 9s. 1d., per centage forfeited).
" ..	Martindale Joseph .. ..	Station Arrangements, Morpeth .. ..	Morpeth do. .. ..	154 5 2	Contract cancelled (£116 3s. 5d. forfeited)
" ..	Rush Bartholomew .. ..	Fencing, Contract No. 3 .. ..	Goulburn do. .. ..	960 3 0	
" ..	Williams Daniel .. ..	Works on Contract No. 5 .. ..	Do. do. .. ..	25,788 12 3	Not yet completed.
" ..	Larkin, Wakeford, Murnin, and Brown.	Do. do. 4 .. ..	Do. do. .. ..	37,058 18 4	Do.
" ..	Jamieson Matthew .. ..	Office for District Engineer, Singleton .. ..	Armidale do. .. ..	38 0 0	
August ..	Stuart Robert .. ..	Building Bridge at Penrith .. ..	Extension to the Nepean .. ..	25 0 0	
" ..	Watkins William .. ..	Works, Contract No. 3 .. ..	Bathurst Extension .. ..	48,531 0 8	Not yet completed.
September	Jamieson Matthew .. ..	Building Station at Morpeth Junction .. ..	Morpeth do. .. ..	1,171 5 9	
" ..	Smith Thomas .. ..	Fencing, Contract No. 1 .. ..	Bathurst do. .. ..	71 6 6	
" ..	Head Joseph .. ..	Fencing .. ..	Morpeth do. .. ..	636 19 0	
" ..	M'Ewan and Trennery .. ..	Provisions supplied to Men on Contract No. 3 .. ..	Goulburn do. .. ..	7 10 0	
" ..	Dennis William .. ..	Do. do. .. ..	Do. do. .. ..	11 6 0	
" ..	Southwell Charles .. ..	Do. do. .. ..	Do. do. .. ..	3 14 2	
October ..	Parkinson Thomas .. ..	Building Want's Bridge, Burwood.. ..	Sydney to Parramatta .. ..	405 4 0	
" ..	Brown John .. ..	Works, Contract No. 3 .. ..	Goulburn Extension .. ..	153 8 6	
" ..	Webb Stephen.. ..	Do. do. .. ..	Do. do. .. ..	89 16 0	
" ..	Perry Henry .. ..	Do. do. .. ..	Do. do. .. ..	27 17 0	
" ..	Geoghegan Patrick .. ..	Do. do. .. ..	Do. do. .. ..	5 13 9	
" ..	Toovey Decimus .. ..	Do. do. .. ..	Do. do. .. ..	140 3 2	
" ..	Childs Hugh .. ..	Do. do. .. ..	Do. do. .. ..	534 18 4	
" ..	Davies James .. ..	Do. do. .. ..	Do. do. .. ..	4 1 0	
" ..	Bush Thomas .. ..	Do. do. .. ..	Do. do. .. ..	179 8 10	
" ..	Como Louis .. ..	Do. do. .. ..	Do. do. .. ..	48 13 0	
" ..	Lucas George .. ..	Timber for Contract No. 3 .. ..	Do. do. .. ..	136 18 3	
" ..	M'Namara and Edwards .. ..	Works, do. 1 .. ..	Armidale do. .. ..	20,875 8 6	Not yet completed (originally Randle and Gibbons).
" ..	Grissell John .. ..	Works, Contract No. 3 .. ..	Goulburn do. .. ..	127 18 1	
" ..	Turner James .. ..	Carting Materials, do. .. ..	Do. do. .. ..	63 8 11	
" ..	Coolahan Thomas .. ..	Works, do. .. ..	Do. do. .. ..	52 12 10	
" ..	Carragan James .. ..	Sleepers .. ..	Morpeth do. .. ..	77 8 0	
" ..	Campion Richard .. ..	Do. .. ..	Do. do. .. ..	66 0 0	
" ..	Coombes Joseph .. ..	Fencing, Contract No. 2 .. ..	Armidale do. .. ..	557 7 6	
" ..	Fieldhouse E. and W. .. ..	Hay and Corn for Contract No. 3 .. ..	Goulburn do. .. ..	53 19 11	
November	Larkin, Wakeford, Murnin, and Brown	Works, Contract No. 3 .. ..	Do. do. .. ..	45,090 14 4	Not yet completed. (Originally Randle and Gibbons).
" ..	Wolfe and Humphreys .. ..	Building Observatory, Gibraltar Tunnel .. ..	Do. do. .. ..	25 9 10	
" ..	Ventors Benjamin .. ..	Permanent Way and Ballasting .. ..	Morpeth do. .. ..	3,485 17 9	
" ..	Holt James .. ..	Fencing, Contract No. 1 .. ..	Armidale do. .. ..	15 18 0	
" ..	Young William .. ..	Painting Bridges .. ..	Morpeth do. .. ..	148 3 1	
" ..	Sherwood Henry .. ..	Building Culverts .. ..	Do. do. .. ..	60 8 0	
" ..	Murnin and Brown .. ..	Works, No. 1 Contract .. ..	Goulburn do. .. ..	47,984 3 4	Originally Ambrose Crowshaw.
" ..	Duxbury and Kerr .. ..	Metalling Road Diversions .. ..	Bathurst do. .. ..	11 8 0	
" ..	Mullavy John.. ..	Ballasting do. .. ..	Do. do. .. ..	31 6 0	
December	Avery George.. ..	Fencing, Contract No 2 .. ..	Armidale do. .. ..	118 8 0	
" ..	Hardy Robert .. ..	Sleepers .. ..	Morpeth do. .. ..	6 10 0	
" ..	Baillie David .. ..	Timber Viaduct, Penrith .. ..	Extension to the Nepean .. ..	7,973 7 7	

Date of Contract.	Name of Contractor.	Description of Contract.	Line of Railway.	Amount of Contract.	Remarks.
1864.				£ s. d.	
January	Jamieson Matthew	Morpeth Station and Level Crossing	Morpeth Extension	741 8 9	
"	Duxbury and Kerr	Building Office and Residence for Engineer	Bathurst do.	240 0 0	
"	Forster and Roberts	Works, Contract No. 6	Goulburn do.	33,096 16 5	Not yet completed.
"	Duxbury and Kerr	Fencing, do. 1	Bathurst do.	2,154 2 6	Do.
"	Do. do.	Do. do. 2	Do. do.	1,300 15 9	Do.
February	Smith J.	Materials for Toll-house, Springwood	Do. do.	4 10 9	
"	Freally Patrick	Timber for do.	Do. do.	20 1 6	
"	Peto, Brassey, and Betts	Miscellaneous Works.	Singleton do.	265 13 6	
March	Head Joseph	Fencing, Contract No. 1	Armidale do.	2,251 5 6	
"	O'Donahue	Office for Engineer, Contract No. 6	Goulburn do.	20 0 0	
"	Lane J.	Do. do. 4	Do. do.	20 0 0	
"	Commissioner of Roads	Road Diversions	Bathurst do.	5,112 18 3	
"	Rush Bartholomew	Fencing (two-rail), Contract No. 3.	Goulburn do.	783 7 11	Do.
"	Peto, Brassey, and Betts	Miscellaneous Works.	Picton do.	272 6 0	
April	Sim David	Ironwork, Morpeth Station	Morpeth do.	7 13 3	
"	Jaques Charles	Materials for Morpeth Station	Do. do.	25 2 2	
"	Jamieson Matthew	Do. do.	Do. do.	11 19 2	
"	Hart William	Waiting Shed, Parramatta	Sydney to Parramatta	111 10 0	
May	Duxbury and Kerr	House for Road Superintendent	Bathurst Extension	92 11 6	
"	Peto, Brassey, and Betts	Platform at Douglass Park	Picton do.	60 10 1	
"	Do. do. do.	Station Arrangements, Riversford.	Do. do.	866 6 10	
"	Parkinson Thos.	Waiting Shed, Burwood	Sydney to Parramatta	249 9 0	
"	Capper E. P.	Ironwork, Morpeth Station.	Morpeth Extension	23 16 1	
June	Peto, Brassey, and Betts	Pumping Engine House, Menangle	Picton do.	380 15 2	
"	Do. do. do.	Additional Fencing	Menangle do.	28 4 9	
"	Forster Robert	Office and Stables at Wombat Brush	Goulburn do.	9 1 1	
July	Powell James	Works, Haslem's Creek	Cemetery do.	1,940 9 4	
August	Parkinson Thos.	Station and Platform, Riversford	Picton do.	1,233 7 0	
"	Gulthorpe Henry	Fencing, Contract No. 2	Armidale do.	18 16 0	
"	Smith Thos.	Shed for Materials, Penrith.	Bathurst do.	9 12 6	
September	Ash William	Painting Bridges, Contracts Nos. 1 and 2	Armidale do.	584 11 4	Do.
"	Blunt George	Works, Contract No. 3	Do. do.	29,532 2 2	Do.
"	Gibbins Martin	Excavation, Station Yard, Sydney	Do. do.	13,240 1 8	Do.
October	Rowland Samuel	Fencing, Contract No. 2	Do. do.	1,100 13 10	Do.
"	Watkins William	Masonry, Penrith Bridge	Bathurst do.	33,016 10 0	Do. (Originally William Tyler.)
"	Forster and Roberts	Carriage of Rails for temporary use on Contract No. 6.	Goulburn do.	14 12 6	
November	Jamieson Matthew	Building Waiting Shed, Ashfield	Sydney to Parramatta	174 15 6	
"	Do.	Do. Petersham	Do. do.	217 10 0	
December	Faviell Mark	Works, Contract No. 7	Goulburn Extension	23,685 9 7	Do.
"	Peto, Brassey, and Betts	Boat for use of Engineer, Penrith Bridge	Bathurst do.	12 0 0	
"	Macnamara and Edwards	Clay for filling round Masonry, Singleton Bridge	Armidale do.	33 15 6	
1865.					
January	Chamberlain Frederick	Painting Bridges, Contract No. 1	Bathurst Extension	309 17 4	Do.
"	Watkins William	Works, Contract No. 4	Do.	27,992 3 11	Do.
April	Head Joseph	Fencing at Singleton Bridge	Singleton Extension	6 15 0	
"	Chamberlain Frederick	Painting Viaduct, Penrith	Extension to the Nepean	742 17 0	
May	Goddard John	Works, Singleton Bridge	Armidale Extension	9,516 3 11	Do. (Originally Heritage and Hughes.)
July	Larkin and Wakeford	Contract No. 1A, Permanent Way and Ballasting	Goulburn Extension	909 5 8	Not yet completed.

TABLE No. I.—LIST of Contracts—*continued.*

Branch Line from Blacktown to Richmond.

Date of Contract.	Name of Contractor.	Description of Contract.	Line of Railway.	Amount of Contract.	Remarks.
				£ s. d.	
1862.					
27 November ..	Hambly William .. .. .	Clearing .. .. .	Windsor and Richmond Line ..	190 0 0	Works completed at the expense of Contractors by the Government.
1 December ..	Cunningham G. .. .. .	Do. .. .. .	Do. ..	19 10 0	
8 " ..	Slade and Ponting .. .. .	Fencing, Parts 1 and 2 .. .. .	Do. ..	2,433 4 0	
11 " ..	Gwynneth J. .. .. .	Earthwork, No. 7 .. .. .	Do. ..	1,758 19 4	
	Randle and Gibbons .. .. .	Earthworks, Nos. 1, 2, 3, and 5 .. .. .	Do. ..	9,520 15 6	
1863.					
23 May ..	Atkinson J. junior .. .. .	Windsor Viaduct .. .. .	Do. ..	4,203 1 7	Part of Slade and Ponting's Contract.
11 July ..	Taylor J. .. .. .	South Creek Viaduct .. .. .	Do. ..	5,064 12 9	
11 September ..	Maculloch W. .. .. .	Fencing .. .. .	Do. ..	691 5 0	
19 " ..	Munday J. .. .. .	Do. .. .. .	Do. ..	50 1 3	
19 " ..	Alderson W. .. .. .	Do. .. .. .	Do. ..	704 13 6	
19 " ..	Hobbs Robert .. .. .	Do. .. .. .	Do. ..	68 16 0	
28 " ..	Iredale and M'Namara (Transfer from Randle and Gibbons).	Earthworks, Nos. 1, 2, 3, and 5 .. .. .	Do. ..	3,667 3 9	
28 " ..	Pollock A. .. .. .	Sleepers .. .. .	Do. ..	1,910 16 6	
28 " ..	Pollock R. A. .. .. .	Do. .. .. .	Do. ..	693 15 0	
8 October ..	Schofield J. .. .. .	Fencing .. .. .	Do. ..	203 5 7	
" ..	Clarke James .. .. .	Do. .. .. .	Do. ..	11 12 6	
9 December ..	Mitchell Thomas .. .. .	Do. .. .. .	Do. ..	26 8 0	
1864.					
1 March ..	Thurston J. and R. .. .. .	Laying and Ballasting Permanent Way .. .. .	Do. ..	12,904 11 6	Not completed.
16 May ..	Smith T. .. .. .	Gates .. .. .	Do. ..	797 14 0	
23 " ..	Elphinstone W. and A. L. .. .. .	Goods Sheds, Windsor and Richmond .. .. .	Do. ..	1,120 5 0	Do.
23 " ..	Do. .. .. .	Station House, Windsor .. .. .	Do. ..	1,084 8 10	
23 " ..	Do. .. .. .	Do. Richmond .. .. .	Do. ..	1,223 0 0	
30 June ..	Thurston J. and R. .. .. .	Lifting Road Flood Repairs .. .. .	Do. ..	400 13 6	
30 July ..	Schofield J. .. .. .	Occupation Bridge .. .. .	Do. ..	.....	
29 September ..	Elphinstone W. and A. L. .. .. .	Fence for Approach Road, Windsor .. .. .	Do. ..	32 0 0	
8 October ..	Do. .. .. .	Gate Houses .. .. .	Do. ..	560 0 0	
28 November ..	Do. .. .. .	Platform Seats .. .. .	Do. ..	.....	
5 December ..	Do. .. .. .	Stations, Mulgrave and Riverstone .. .. .	Do. ..	.....	
20 " ..	Do. .. .. .	Stuccoing Gate Houses .. .. .	Do. ..	.....	

Engineer's Office,  
 Railway Department,  
 Sydney, 22nd September,

TABLE No. II.

ABSTRACT of the TOTAL EXPENDITURE for the CONSTRUCTION OF RAILWAYS to PICTON, PENRITH, SINGLETON, and Branches to MORPETH and RICHMOND, from the commencement to 31st December, 1864.

LINE.	EXPENDED TO 31st DECEMBER.	EXPENDED DURING THE YEARS--										TOTAL.
	1855.	1856.	1857.	1858.	1859.	1860.	1861.	1862.	1863.	1864.		
	£ s. d.	£ s. d.	£ s. d.	£ s. d.	£ s. d.	£ s. d.	£ s. d.	£ s. d.	£ s. d.	£ s. d.	£ s. d.	£ s. d.
GREAT TRUNK LINE:-- Darling Harbour Branch ... .. Sydney to Parramatta ... ..	22,316 12 0 469,859 4 11	14,216 7 1 48,277 12 3	13,739 14 2	12,676 2 6	7,949 19 4	3,843 3 1	1,470 5 2	1,791 1 4 6,001 11 1	24 6 10	10,616 2 11	7,695 7 6	38,370 7 6 582,129 2 11
	492,175 16 11	62,493 19 4	13,739 14 2	12,676 2 6	7,971 19 7	3,843 3 1	1,494 12 0	7,792 12 5		10,616 2 11	7,695 7 6	320,499 10 5
Tramway ... ..				19 9 2			3,840 11 2	797 0 9				4,657 1 1
GREAT SOUTHERN LINE:-- Parramatta to Liverpool ... .. Liverpool to Campbelltown ... .. Campbelltown to Menangle ... .. Menangle to Picton... ..	5,819 18 2	101,726 2 9	17,051 1 2 21,736 11 1	646 15 5 49,013 16 4 795 8 3 1,524 7 10	24,052 9 3 13,708 18 10 15,546 6 0	388 10 9 18,862 8 7 10,387 10 2 50,260 18 11	327 1 10 14,265 18 9 29,026 6 6 69,685 11 6	69 19 2 3,402 3 5 23,691 14 10 74,663 0 6		57 18 5 2,092 16 9 84,344 12 0	404 9 10 517 17 1 24,996 3 0	126,029 9 3 131,795 15 8 80,220 12 5 320,970 19 9
	5,819 18 2	101,726 2 9	38,787 12 3	51,980 7 10	53,307 14 1	79,899 8 5	113,254 18 7	101,826 17 11		86,495 7 2	25,918 9 11	659,016 17 1
GREAT WESTERN LINE:-- Parramatta to Penrith ... .. Windsor and Richmond ... ..			3,274 13 7	11,668 2 8	83,083 2 0	75,141 6 7	53,111 6 1	57,975 17 6 93 4 0		6,349 6 11 24,999 0 1	3,376 3 1 43,769 9 4	293,979 18 5 68,861 13 5
			3,274 13 7	11,668 2 8	83,083 2 0	75,141 6 7	53,111 6 1	58,069 1 6		31,348 7 0	47,145 12 5	362,841 11 10
GREAT NORTHERN LINE:-- Newcastle to West Maitland ... .. West Maitland to Singleton ... .. Morpeth Branch ... ..	136,341 3 9	99,177 1 8	38,593 17 5	57,972 15 1 3,832 18 8	7,367 7 8 37,292 11 1	16,835 18 4 80,338 10 7	4,643 15 1 86,175 0 4	4,731 9 1 79,705 15 5 6,061 17 8		2,454 1 8 46,539 15 11 16,221 6 0	15,448 1 8 2,874 10 4 5,180 12 8	383,565 11 5 336,669 2 4 27,463 16 4
	136,341 3 9	99,177 1 8	38,593 17 5	61,805 13 9	44,569 18 9	97,174 8 11	90,813 15 5	90,499 2 2		65,215 3 7	23,503 4 8	747,698 10 1
ROLLING STOCK:-- South and West ... .. Windsor and Richmond ... .. North ... .. Tramway ... ..	35,648 8 6 12,017 17 4	3,422 9 9 17,398 0 5	17,647 5 10 9,936 3 10	13,773 12 4 401 9 5	1,324 12 1 185 9 11	3,804 19 7 222 9 2	39,447 9 1 3,645 2 5 953 5 10	10,115 17 5 17,322 5 2 47 14 7		6,151 3 5 10,393 10 10 37 10 7	1,349 6 4 4,837 17 5 6,948 1 7 353 18 1	132,685 4 4 4,837 17 5 73,470 10 1 1,392 9 1
	47,666 5 10	20,820 10 2	27,583 9 8	14,175 1 9	1,610 2 0	4,027 3 9	44,045 17 4	27,485 17 2		16,582 4 10	13,489 3 5	217,386 0 11
MACHINERY:-- South and West ... .. North ... ..	1,544 0 0 376 19 0	281 19 1 59 3 4	5,472 13 9	529 10 0 295 9 6	5 1 3 19 12 6	23 16 8 167 11 2	3,391 11 9 44 4 5	2,041 7 7 2,232 5 5		1,763 1 8 1,386 19 9	55 10 6	15,053 1 9 4,637 15 7
	1,920 19 0	341 2 5	5,472 13 9	824 19 6	24 13 9	191 7 10	3,435 16 2	4,273 13 0		3,150 1 5	55 10 6	19,690 17 4
TOTAL... ..	£ 683,924 3 8	284,558 16 4	127,452 0 10	153,149 17 2	190,467 10 2	260,277 3 7	310,001 16 9	290,744 4 11		213,407 6 11	117,807 8 5	2,631,790 8 9

R. C. WALKER, Accountant.  
23/5/65.

APPENDIX.

**TABLE No. III.**  
**SCHEDULE of Lands taken for Railway purposes.**  
**I.—LINES OPEN FOR TRAFFIC.**  
**MAIN TRUNK LINE.**  
From SYDNEY to NEWTOWN.—Date of Proclamation, 20th of May, 1850.

No.	Name of Claimant.	Quantity of Land taken.	Amount of Compensation claimed by		Amount offered for Lands, Buildings, and Damages.	Amount fixed by Arbitrators or Legislative Assembly.	Amount paid for Lands, Buildings, and Damages.	Date of Payment.	Amount				Remarks.
			Owners.	Lessees, Tenants, and Occupants.					Paid as costs of Arbitration.	Paid expenses of Conveyance of Lands.	Refunded		
		a. r. p.	£ s. d.	£ s. d.	£ s. d.	£ s. d.	£ s. d.	£ s. d.	£ s. d.	£ s. d.	£ s. d.	£ s. d.	
1	St. Paul's Church, Trustees of.	.....	200 0 0	.....	200 0 0	.....	200 0 0	31 July, 1854	.....	.....	.....	.....	Settled by Board of Directors of Railway Company.
2	Phillips Margaret	.....	2,200 0 0	.....	.....	750 0 0	750 0 0	6 Nov., 1855	.....	.....	.....	.....	
3	M'Donald William	0 0 7	475 0 0	.....	420 0 0	.....	370 0 0	25 June, 1858	.....	.....	67 15 0	.....	Do. do.
4	Higgins John	0 0 3½	250 0 0	.....	225 0 0	.....	225 0 0	29 June, 1850	.....	.....	9 18 0	.....	
5	Williamson Michael	0 0 5½	1,200 0 0	.....	1,200 0 0	.....	1,200 0 0	13 May, 1853	.....	.....	90 0 0	.....	
								29 June, 1850	.....	.....	.....	.....	
								31 Mar., 1852	.....	.....	.....	.....	
								29 July, 1850	.....	.....	.....	.....	
								31 Aug., 1850	.....	.....	.....	.....	
								30 Sept., 1853	.....	.....	.....	.....	
								31 Oct., 1853	.....	.....	.....	.....	
6	Morley and Spence	0 0 3	.....	.....	160 0 0	.....	160 0 0	31 Aug., 1850	.....	.....	.....	.....	
7	Walker Catherine	0 0 2½	.....	.....	95 0 0	.....	75 0 0	31 Aug., 1850	.....	.....	.....	.....	
8	Rafferty Matthew	0 0 0¾	.....	.....	90 0 0	.....	90 0 0	31 July, 1853	.....	.....	.....	.....	
9	White James	0 0 0¼	650 0 0	.....	385 0 0	.....	385 0 0	31 Aug., 1853	.....	.....	.....	.....	
10	Simpson Joseph	0 0 2	75 0 0	.....	75 0 0	.....	75 0 0	31 July, 1850	.....	.....	.....	.....	
11	Neuvra Henry	0 0 1	.....	.....	175 0 0	.....	175 0 0	31 July, 1850	.....	.....	.....	.....	
								31 Mar., 1853	.....	.....	.....	.....	
12	Alexander James	0 0 1	60 0 0	.....	50 0 0	.....	50 0 0	31 Aug., 1850	.....	.....	.....	.....	
13	Cornwall A.	0 0 3½	120 0 0	.....	120 0 0	.....	120 0 0	31 Aug., 1850	.....	.....	.....	.....	
14	M'Kay James	0 0 0¼	.....	.....	15 0 0	.....	15 0 0	16 Dec., 1851	.....	.....	.....	.....	
15	Carnall William	0 0 3	400 0 0	.....	400 0 0	.....	400 0 0	31 July, 1850	.....	.....	.....	.....	
16	Forsyth William	0 0 1	50 0 0	.....	50 0 0	.....	50 0 0	31 July, 1850	.....	.....	.....	.....	
17	Bowman's, Trustees of	0 1 17	600 0 0	.....	315 13 0	.....	.....	31 May, 1851	10-11 6	.....	.....	.....	Settlement awaiting completion of title.
18	Buss Ellis	.....	.....	70 0 0	70 0 0	.....	70 0 0	30 April, 1853	.....	.....	.....	.....	Settled by Board of Directors of Railway Company.
19	Holden J. R.	0 1 17	2,500 0 0	.....	.....	1,500 0 0	1,500 0 0	31 Jan., 1854	91 17 0	.....	.....	.....	
20	Roberts Thomas	0 3 11	800 0 0	.....	.....	500 0 0	500 0 0	30 Sept., 1853	3 3 0	.....	.....	.....	
21	Nicholls Mrs: Isaac	1 1 6½	511 14 0	.....	.....	406 15 7	406 15 7	30 Nov., 1850	35 14 4	.....	.....	.....	
								31 May, 1854	.....	.....	.....	.....	Do. do.
22	Lackey Mrs. John	0 3 34	1,000 0 0	.....	480 0 0	.....	480 0 0	17 July, 1853	.....	.....	.....	.....	This award was cancelled, and £1,600 paid by Board of Directors for four acres of land, to which was added £48 for six months' interest.
23	Chisholm Mrs.	2 3 7	1,676 5 0	.....	57 18 0	1,590 2 0	1,648 0 0	31 May, 1853	.....	.....	.....	.....	
24	Haddock John	.....	.....	.....	40 0 0	.....	40 0 0	30 April, 1853	.....	.....	.....	.....	Settled by Board of Directors of Railway Company.
25	A'Becket Sir William	0 3 6	1,500 0 0	.....	1,000 0 0	.....	1,000 0 0	31 Jan., 1855	.....	.....	.....	.....	Do. do.
26	Wilson Felix	1 2 4	.....	.....	394 0 0	.....	394 0 0	31 Jan., 1852	.....	.....	.....	.....	Do. do.
								31 Mar., 1854	.....	.....	.....	.....	
27	Anderson Foster	.....	.....	933 6 8	50 0 0	.....	50 0 0	31 May, 1853	3 3 0	.....	.....	.....	Do. do.

28	Blackman John .....	0 2 31	150 0 0	.....	150 0 0	.....	150 0 0	31 July, 1851	.....	.....	.....	.....	Settled by Board of Directors of Railway Company Non-completion of title. Settled by Board of Directors of Railway Company Do.
29	Bucknell Sarah .....	0 1 3	.....	.....	.....	.....	.....	30 April, 1852	.....	.....	.....	.....	
30	Robey Ralph Mayor .....	0 3 3	.....	.....	300 0 0	.....	300 0 0	30 June, 1851	.....	.....	.....	.....	
31	Donohoe John .....	0 2 28	.....	.....	150 0 0	.....	150 0 0	30 Sept., 1853 30 Nov., 1851	.....	.....	.....	.....	
		11 2 14	14,417 19 0	1,003 6 8	6,667 11 0	4,746 17 7	11,028 15 7			144 8 10	.....	167 13 0	.....

From NEWTOWN to HASLEM CREEK.—Date of Proclamation, 26th of November, 1850.

32	Newman Georgiana .....	0 1 13	100 0 0	.....	100 0 0	.....	100 0 0	31 Mar., 1851	.....	.....	.....	.....	Settled by Board of Directors of Railway Company Do.
33	Holt James .....	6 3 4	800 0 0	.....	600 0 0	.....	600 0 0	30 April, 1853	31 10 0	.....	.....	.....	
34	Wilford Lucy .....	0 2 25	.....	.....	200 0 0	.....	200 0 0	30 Nov., 1851	.....	.....	.....	.....	Do.
35	Briggs H. and others .....	1 3 14	.....	.....	100 0 0	.....	100 0 0	30 Nov., 1854	.....	.....	.....	.....	Do.
36	Johnstone Robert .....	5 2 18	1,700 0 0	.....	.....	180 0 0	.....	31 Dec., 1852	.....	.....	.....	.....	Do.
37	Priddle Rev. C. ....	1 1 7	400 0 0	.....	75 0 0	.....	75 0 0	.....	68 5 0	.....	.....	.....	Settlement awaiting proprietor's acceptance of award.
38	Fisher Thomas J. ....	7 0 31	1,079 1 3	.....	100 0 0	.....	100 0 0	30 April, 1854	.....	.....	.....	.....	Settled by Board of Directors of Railway Company
39	West James .....	0 2 17	100 0 0	.....	80 0 0	.....	80 0 0	31 July, 1852	10 0 0	.....	.....	.....	Do.
40	Hourigan Matthew .....	0 0 25	.....	.....	44 5 0	.....	44 5 0	21 July, 1852	.....	10 19 2	.....	.....	Do.
41	Hogan and Carraher .....	0 3 9	500 0 0	.....	.....	112 0 0	78 8 0	24 April, 1860	.....	.....	.....	.....	Do.
42	Rawlins Peter .....	0 2 9	993 10 2	.....	.....	431 0 0	.....	30 May, 1857	21 0 0	12 12 0	.....	.....	Do.
									99 19 0	.....	.....	.....	The arbitrators assessed under "The Railway Act of 1849." The increased value of adjoining land belonging to P. Rawlins, to be £437, being 26 over and above the amount claimed; but the sum of £431 was voted under Appropriation Act 22 Vic. No. 21, and paid out of the General Revenue of the Colony by order of the Legislative Assembly.
43	MacCulloch Thomas .....	.....	700 0 0	.....	416 0 0	.....	416 0 0	20 Nov., 1860	.....	13 0 8	.....	.....	Damage to property only.
44	Stephenson and Jones ..	0 1 38	500 0 0	.....	500 0 0	.....	500 0 0	31 July, 1853	.....	.....	.....	.....	Settled by Board of Directors of Railway Company
45	Clare Thomas .....	0 1 8	.....	.....	30 0 0	.....	30 0 0	31 Jan., 1852	.....	.....	.....	.....	Do.
46	Campbell W. B. ....	.....	.....	10 0 0	10 0 0	.....	10 0 0	31 Aug., 1853	.....	.....	.....	.....	Do.
47	Ferris Henry .....	0 0 22	150 0 0	.....	150 0 0	.....	150 0 0	31 Oct., 1854	.....	.....	.....	.....	Do.
48	Campbell Robert & others	0 2 26	50 0 0	.....	50 0 0	.....	50 0 0	30 April, 1855	.....	.....	.....	.....	Do.
49	Underwood Mrs. ....	8 2 21	.....	.....	229 0 0	.....	229 0 0	28 Aug., 1858	3 3 0	.....	.....	.....	Do.
50	Green W. R. ....	0 3 0	.....	.....	70 0 0	.....	70 0 0	30 Sept., 1852	.....	.....	.....	.....	Settled by Commissioners
51	Joliffe John .....	1 0 0	.....	.....	50 0 0	.....	50 0 0	30 Sept., 1853	.....	.....	.....	.....	Settled by Board of Directors of Railway Company
52	Stephen C. T. ....	1 1 32	.....	.....	40 0 0	.....	40 0 0	31 Oct., 1851	.....	.....	.....	.....	Do.
53	Summerfield Isaac .....	4 2 35	100 0 0	.....	100 0 0	.....	100 0 0	30 Sept., 1851	.....	.....	.....	.....	Do.
54	Marsh T. ....	2 1 30	.....	.....	60 0 0	.....	60 0 0	1 Dec., 1851	.....	.....	.....	.....	Do.
55	Wilks Mrs. ....	0 0 23	40 0 0	.....	5 0 0	.....	5 0 0	28 Aug., 1856	.....	.....	.....	.....	Do.
56	Frost Thomas .....	0 1 10	50 0 0	.....	50 0 0	.....	50 0 0	28 Feb., 1855	.....	.....	.....	.....	Do.
57	Greenwood Mrs. ....	0 0 11	10 0 0	.....	10 0 0	.....	10 0 0	20 May, 1857	.....	.....	.....	.....	Do.
58	MacCulloch Thomas .....	1 1 9	.....	.....	21 0 0	.....	21 0 0	20 Nov., 1860	.....	.....	.....	.....	Do.
59	Want J. R. ....	3 1 9	.....	.....	.....	.....	.....	.....	.....	.....	.....	.....	Do.
60	Wener Mrs. ....	0 2 15	137 10 0	.....	63 14 0	.....	63 14 0	5 Mar., 1862	.....	6 5 4	.....	.....	Compensation for land waived, on condition that a bridge was erected over the line.
61	Smart T. W. ....	3 3 14	.....	.....	250 0 0	.....	250 0 0	9 Sept., 1858	.....	.....	.....	.....	Settled by Commissioners

TABLE NO. III.—SCHEDULE of Lands taken for Railway purposes—*continued.*

No.	Name of Claimant.	Quantity of Land taken. a. r. p.	Amount of Compensation claimed by		Amount offered for Lands, Buildings, and Damages. £ s. d.	Amount fixed by Arbitrators. £ s. d.	Amount paid for Lands, Buildings, and Damages. £ s. d.	Date of Payment.	Amount				Remarks.
			Owners. £ s. d.	Lessees, Tenants, and Occupants. £ s. d.					Paid as costs of Arbitration. £ s. d.	Paid expenses of Conveyance of Lands. £ s. d.	Refunded		
											By sale of Lands and Buildings. £ s. d.	As costs of Arbitration. £ s. d.	
<b>From NEWTOWN to HASLEM CREEK—<i>continued.</i></b>													
62	Read Richard .....	1 3 26½	500 0 0	.....	.....	187 18 0	143 16 0	31 July, 1852	44 2 5	.....	.....	.....	Settled by Commissioners Settled by Board of Directors of Railway Company Settled by Commissioners Settled by Board of Directors of Railway Company Do. do. Do. do.
63	Alexander John .....	0 1 16	.....	.....	.....	30 0 0	30 0 0	4 June, 1858	.....	.....	.....	.....	
64	Reynolds Maurice .....	0 1 15	.....	.....	.....	20 0 0	20 0 0	30 Nov., 1851	.....	.....	.....	.....	
65	Cohen F. ....	0 0 36	.....	.....	.....	10 0 0	10 0 0	14 May, 1853	.....	.....	.....	.....	
66	Phillips Thomas .....	0 2 14	.....	.....	.....	12 10 0	12 10 0	8 Dec., 1851	.....	.....	.....	.....	
67	Underwood Richard ..	12 1 32	.....	.....	.....	187 10 0	187 10 0	30 June, 1854	.....	.....	.....	.....	
68	Lucas Samuel .....	.....	.....	100 0 0	100 0 0	100 0 0	100 0 0	Sept., 1854	.....	.....	.....	.....	
69	Bates Mrs. ....	1 3 23	.....	.....	.....	410 0 0	370 0 0	16 Mar., 1852	40 0 0	.....	.....	.....	
70	Underwood Thomas .....	4 0 16	.....	.....	.....	41 0 0	41 0 0	14 July, 1854	.....	.....	.....	.....	
71	Wentworth John .....	3 2 18	500 0 0	.....	.....	.....	326 14 0	30 June, 1853	63 0 0	.....	.....	.....	By the award, Mr. Wentworth had to pay Bury out of the Amount assessed to him.
72	Bury Henry .....	.....	.....	.....	.....	.....	36 0 0	4 Mar., 1853	.....	.....	.....	.....	Salaries of Valuers paid out of votes for construction of Lines till when these salaries were placed on the Estimates.
			87 0 20¾	7,410 1 5	110 0 0	4,004 19 0	1,647 12 0	4,660 17 0	564 5 8	42 17 2	.....	.....	
<b>From HASLEM CREEK to PARRAMATTA JUNCTION.—Date of Proclamation, 27th of October, 1851.</b>													
73	Nicholson Sir Charles ..	14 1 22	.....	.....	.....	.....	.....	.....	.....	.....	.....	.....	Part of this land was given for a Station. Settled by Board of Directors of Railway Company Settlement awaiting Mr. Curtiss' decision. No claim for compensation within the time prescribed by the Railway Act. Settled by Board of Directors of Railway Company Do. do.
74	Therry Revd. J. J. ....	9 3 7	100 0 0	.....	.....	100 0 0	100 0 0	15 Dec., 1854.	.....	.....	.....	.....	
75	Curtiss James .....	2 1 25¾	336 8 9	.....	.....	82 17 10	.....	.....	.....	.....	.....	.....	
76	Savage J. G. ....	5 2 30	.....	.....	.....	.....	.....	.....	.....	.....	.....	.....	
77	Smith Alexander .....	1 0 32	.....	.....	.....	20 0 0	20 0 0	14 July, 1854	.....	.....	.....	.....	
78	Russell Capt. W. ....	23 3 0	208 0 0	.....	.....	208 0 0	208 0 0	3 Aug., 1853 28 Feb., 1854	.....	.....	.....	.....	
			57 0 36¾	644 8 9	.....	410 17 10	.....	328 0 0	0 14 0	.....	.....	.....	
<b>DARLING HARBOUR BRANCH.—Date of Proclamation, 13th of September, 1853.</b>													
79	Crown .....	21 2 32	.....	.....	.....	.....	.....	.....	.....	.....	.....	.....	Settled by Commissioners
80	Benevolent Society, Trustees of.	0 3 2	3,545 0 0	.....	.....	3,000 0 0	3,000 0 0	29 May, 1857	5 5 0	.....	.....	.....	
81	Harris Estate .....	18 3 20	.....	.....	.....	.....	2,769 0 0	.....	564 12 0	.....	.....	.....	Settled by Board of Directors of Railway Company Do. do.
82	M'Lumley Charles .....	.....	.....	50 0 0	50 0 0	50 0 0	50 0 0	31 May, 1854	.....	.....	.....	.....	
83	Malpress Mrs. ....	.....	.....	300 0 0	300 0 0	300 0 0	300 0 0	30 Sept., 1853	.....	.....	.....	.....	
84	Read H. H. ....	.....	.....	100 0 0	100 0 0	100 0 0	100 0 0	20 May, 1857	.....	.....	.....	.....	Settled by Commissioners

85	Luckings John	.....	.....	500 0 0	500 0 0	.....	500 0 0	30 Sept., 1853	.....	.....	.....	.....	Settled by Board of Directors of Railway Company
86	Stephens Ann	.....	.....	150 0 0	150 0 0	.....	150 0 0	30 Sept., 1853	.....	.....	.....	.....	Do. do.
87	Hanmore B.	.....	.....	20 0 0	20 0 0	.....	20 0 0	30 Sept., 1853	.....	.....	.....	.....	Do. do.
88	O'Hara Lucy	.....	.....	30 0 0	30 0 0	.....	30 0 0	30 Sept., 1853	.....	.....	.....	.....	Do. do.
89	O'Halloran Thomas	.....	.....	50 0 0	40 0 0	.....	40 0 0	31 Mar., 1854	.....	.....	.....	.....	Do. do.
90	Thompson Gabriel	.....	.....	100 0 0	100 0 0	.....	100 0 0	31 Oct., 1856	.....	.....	.....	.....	Do. do.
91	Henson Robert	.....	.....	60 0 0	60 0 0	.....	60 0 0	30 Nov., 1853	.....	.....	.....	.....	Do. do.
92	Magrath Patrick	.....	.....	300 0 0	300 0 0	.....	300 0 0	30 Sept., 1853	.....	.....	.....	.....	Do. do.
93	Furnal William	.....	.....	70 0 0	70 0 0	.....	70 0 0	30 Sept., 1853	.....	.....	.....	.....	Do. do.
94	M'Lurkin James	.....	.....	30 0 0	30 0 0	.....	30 0 0	30 Sept., 1853	.....	.....	.....	.....	Do. do.
95	Quinn John	.....	.....	5 0 0	5 0 0	.....	5 0 0	30 Sept., 1853	.....	.....	.....	.....	Do. do.
96	Donovan J.	.....	.....	50 0 0	50 0 0	.....	50 0 0	30 June, 1854	.....	.....	.....	.....	Do. do.
97	Austin Thoma	.....	.....	50 0 0	50 0 0	.....	50 0 0	30 Sept., 1853	.....	.....	.....	.....	Do. do.
98	Dwyer J.	.....	.....	.....	100 0 0	.....	100 0 0	8 April, 1856	.....	.....	.....	.....	Do. do.
		41 1 14	3,545 0 0	1,895 0 0	4,955 0 0	2,769 0 0	4,955 0 0		569 17 0	.....	.....	.....	

GREAT SOUTHERN LINE.

From PARRAMATTA JUNCTION to LIVERPOOL.—Date of Proclamation, 15th of August, 1855.

99	Want R. J.	4 0 36	.....	.....	.....	.....	.....	.....	.....	.....	.....	.....	No claim for compensation within the time prescribed by the Act.
100	Bowman Willam	6 1 24	320 0 0	.....	100 0 0	.....	100 0 0	12 Mar., 1857	.....	.....	.....	.....	Settlement awaiting Mr. Payten's decision.
101	Church and School Trust	15 3 9	100 0 0	.....	100 0 0	.....	100 0 0	11 Mar., 1856	.....	.....	.....	.....	
102	Payten Nathaniel	.....	.....	180 0 0	50 0 0	.....	.....	.....	.....	.....	.....	.....	
103	Whittaker Henry	16 1 27	250 0 0	.....	200 0 0	.....	200 0 0	12 Feb., 1856	.....	.....	.....	.....	
104	Byrnes Revd. William	3 2 30	100 0 0	.....	.....	100 0 0	100 0 0	10 Jan., 1860	20 5 0	2 0 0	.....	.....	
105	Johnstone David	1 0 10	20 0 0	.....	20 0 0	.....	20 0 0	21 Feb., 1856	.....	.....	.....	.....	
106	Smart T. W.	8 3 12	276 10 0	.....	250 0 0	.....	250 0 0	9 Sept., 1858	.....	.....	.....	.....	
107	Plomer P.	3 0 20	176 5 0	.....	67 12 6	.....	67 12 6	26 Feb., 1862	.....	2 6 8	.....	.....	
108	Underwood Elizabeth	5 0 0	75 0 0	.....	50 0 0	.....	50 0 0	8 April, 1857	.....	.....	.....	.....	
109	Solomon Vaiben	3 0 16	31 0 0	.....	31 0 0	.....	31 0 0	8 Feb., 1860	.....	5 11 0	.....	.....	
110	Prout C., Exors. of	3 3 9	38 1 3	.....	38 1 3	.....	.....	.....	.....	.....	.....	.....	Settlement awaiting completion of title.
111	Prout's Children, Trustees of	5 2 25 <sup>3</sup> / <sub>4</sub>	100 0 0	.....	100 0 0	.....	.....	.....	.....	.....	.....	.....	Do. do.
112	Cooper Daniel	5 0 37	.....	.....	.....	.....	.....	.....	.....	.....	.....	.....	No claim for compensation within the time prescribed by the Act.
113	Moore T., Trustees of	5 2 30	100 0 0	.....	68 5 0	.....	68 5 0	25 Sept., 1856	.....	.....	.....	.....	
114	Lackey William	.....	.....	75 0 0	30 0 0	.....	30 0 0	6 May, 1856	.....	.....	.....	.....	
115	Hoskings John	2 1 6	25 0 0	.....	25 0 0	.....	.....	.....	.....	.....	.....	.....	Settlement awaiting completion of title.
116	Crown	6 2 36	.....	.....	.....	.....	.....	.....	.....	.....	.....	.....	
117	Cooper D.	0 1 13	.....	.....	.....	.....	.....	.....	.....	.....	.....	.....	No claim for compensation within the time prescribed by the Act.
118	Oxley John Norton	1 0 1	100 0 0	.....	100 0 0	.....	100 0 0	14 Aug., 1856	.....	.....	.....	.....	
119	Doran John	.....	.....	10 0 0	5 0 0	.....	5 0 0	28 Oct., 1856	.....	.....	.....	.....	
120	Hill Mrs. Mary	1 1 14	3,500 0 0	.....	3,500 0 0	.....	3,500 0 0	21 Feb., 1856	.....	.....	.....	.....	The amount paid included value of house and premises.
121	Crown	16 3 6	.....	.....	.....	.....	.....	.....	.....	.....	.....	.....	
122	Benevolent Asylum	.....	.....	.....	1,981 0 0	.....	1,981 0 0	28 Mar., 1856 2 May, 1856 3 May, 1856 3 Oct., 1856	20 0 0	.....	.....	.....	For erection of buildings at Liverpool in lieu of those taken down on line of railway.
		116 2 1 <sup>3</sup> / <sub>4</sub>	5,211 16 3	265 0 0	6,715 18 9	100 0 0	6,602 17 6		40 5 0	9 17 8	.....	.....	



TABLE No. III.—SCHEDULE of Lands taken for Railway purposes—continued.

No.	Name of Claimant.	Quantity of Land taken. a. r. p.	Amount of Compensation claimed by				Date of Payment.	Amount				Remarks.													
			Owners.		Lessees, Tenants, and Occupants.	Amount offered for Lands, Buildings, and Damages.		Amount fixed by Arbitrators.	Amount paid for Lands, Buildings, and Damages.	Paid as costs of Arbitration and Salaries.	Paid expenses of Conveyance of Lands.		Refunded												
			£	s.									d.	£	s.	d.	By sale of Lands and Buildings.	As costs of Arbitration.							
From LIVERPOOL to CAMPBELLTOWN.—Date of Proclamation, 29th of October, 1857.																									
123	Forbes C. C. ....	8 3 0	3,846	17	6	.....	1,312	10	0	.....	1,312	10	0	24 July, 1860	.....	25	19	10	.....	.....	Settlement awaiting completion of title.				
124	Atkinson J. H. ....	17 2 11	1,756	17	6	.....	.....	.....	.....	1,000	0	0	1,000	0	0	29 Dec., 1859	12	11	2	21		0	0		
125	Klensendorffe W. ....	5 2 27	500	0	0	.....	300	0	0	.....	.....	.....	.....	.....	.....	.....	.....	.....	.....	.....					
126	Throsby Charles, Exors. of.	10 2 17	600	0	0	.....	393	4	4	.....	393	4	4	23 Jan., 1861	.....	6	18	10	.....	.....					
127	Barrett W. ....	1 3 33	100	0	0	.....	71	17	5	.....	71	17	5	21 June, 1860	.....	.....	.....	.....	.....	.....					
128	Lane W. ....	.....	.....	50	0	0	.....	50	0	0	.....	50	0	0	18 June, 1858	.....	.....	.....	.....	.....					
129	Hosking John.....	27 1 0	508	10	0	.....	508	10	0	.....	508	10	0	29 Oct., 1857	.....	.....	.....	.....	.....	.....					
130	Taylor John.....	8 2 9	.....	.....	.....	.....	.....	.....	.....	.....	.....	.....	.....	.....	.....	.....	.....	.....	.....	.....					
131	Coolie Mrs. ....	.....	.....	50	0	0	.....	12	0	0	.....	.....	.....	.....	.....	.....	.....	.....	.....	.....		Awaiting Mrs. Coolie proving her right to receive it.			
132	Kennedy James ....	2 1 20	1,187	10	0	.....	456	15	3	.....	456	15	3	31 Oct., 1860	.....	11	7	8	.....	.....					
133	Alexander John ....	20 1 6	610	10	0	.....	553	17	3	.....	553	17	3	8 Nov., 1861	.....	9	18	10	.....	.....					
134	Duross Mrs. ....	.....	.....	754	19	0	.....	138	2	6	.....	138	2	6	31 Mar., 1860	.....	.....	.....	.....	.....					
135	Pendergast W., Exors. of	9 1 31	955	0	0	.....	368	7	10	.....	368	7	10	29 Dec., 1864	.....	.....	.....	.....	.....						
136	Whiteman R. ....	.....	.....	100	0	0	.....	75	10	0	.....	75	10	0	25 April, 1860	.....	.....	.....	.....	.....					
137	Davis John ....	4 3 27	450	0	0	.....	390	0	0	.....	390	0	0	25 Jan., 1860	6	6	0	.....	.....						
138	Pendergast John ....	15 3 14	1,255	0	0	.....	660	14	2	.....	660	14	2	14 July, 1860	.....	18	16	0	.....	.....					
139	Webster John ....	.....	.....	50	0	0	.....	39	14	6	.....	39	14	6	23 Mar., 1860	.....	.....	.....	.....	.....					
140	Boon Mrs. S. ....	1 3 0	60	0	0	.....	60	0	0	.....	60	0	0	22 Aug., 1860	.....	6	1	2	.....	.....					
141	Ray W. ....	.....	.....	35	0	0	.....	16	19	4	.....	16	19	4	21 Mar., 1860	.....	.....	.....	.....	.....					
142	Byrnes Charles ....	3 0 16	155	0	0	.....	125	7	11	.....	125	7	11	31 Aug., 1860	.....	.....	.....	.....	.....						
143	King Edmund.....	.....	.....	6	0	0	.....	6	0	0	.....	6	0	0	4 Jan., 1859	.....	.....	.....	.....	.....					
144	Warby's Exors. ....	7 0 33	800	0	0	.....	800	0	0	800	0	0	800	0	0	8 May, 1861	12	12	0	95	5	10			
145	Luck J. ....	.....	.....	43	6	9	.....	12	0	0	.....	12	0	0	2 Oct., 1860	.....	.....	.....	.....	.....					
146	Keighran J., Exors. ....	1 1 16	167	10	0	.....	151	13	8	.....	151	13	8	8 Dec., 1860	.....	34	1	0	.....	.....					
147	Broker William ....	0 0 19	10	0	0	.....	10	0	0	.....	10	0	0	5 May, 1863	.....	.....	.....	.....	.....						
148	Terry Joseph ....	1 1 12	150	0	0	.....	150	0	0	.....	150	0	0	28 Aug., 1860	.....	53	14	5	.....	.....					
149	Hunt Philip.....	.....	.....	5	0	0	.....	5	0	0	.....	5	0	0	7 Feb., 1860	.....	.....	.....	.....	.....					
150	Croft W. ....	0 3 10	100	0	0	.....	40	12	6	.....	40	12	6	10 April, 1860	.....	.....	.....	.....	.....						
151	Fitzgerald E. ....	.....	.....	15	0	0	.....	10	0	0	.....	10	0	0	19 Dec., 1858	.....	.....	.....	.....	.....					
152	Warby Benjamin ....	1 3 6	500	0	0	.....	389	7	6	.....	389	7	6	4 Nov., 1859	.....	5	8	4	.....	.....					
153	Graham Mrs. ....	0 1 32	60	0	0	.....	31	0	0	.....	31	0	0	2 Oct., 1862	.....	8	3	0	.....	.....					
154	Fowler W. ....	0 1 25	60	0	0	.....	60	0	0	.....	60	0	0	15 Aug., 1860	.....	7	12	2	.....	.....					
155	Hurley John ....	5 3 30½	1,000	0	0	.....	.....	550	0	0	550	0	0	1 Mar., 1861	.....	5	0	6	.....	.....					
156	Crown .....	2 3 32	.....	.....	.....	.....	.....	.....	.....	.....	.....	.....	.....	.....	.....	.....	.....	.....	.....	.....					
157	Shields James.....	0 0 10	50	0	0	.....	4	2	6	.....	.....	.....	.....	.....	.....	.....	.....	.....	.....	.....	Settlement awaiting completion of title.				
158	Morris Charles ....	0 3 16	160	0	0	.....	62	11	8	.....	62	11	8	12 June, 1861	.....	.....	.....	.....	.....	.....	Salaries of valuers.				
		161 1 17½	15,042	15	0	1,109	5	9	7,265	18	4	2,350	0	0	8,499	15	10	62	19	2	309	7	7	.....	.....

From CAMPBELLTOWN to MENANGLE.—Date of Proclamation, 5th of November, 1858:

159	Chippendale Thomas	2 2 8	450 0 0	.....	306 19 4	.....	306 19 4	23 Jan., 1861	9 15 0	18 7 6	.....	.....	Settlement awaiting claimant's decision.
160	Byrne Michael	1 0 8	450 0 0	.....	146 0 0	.....	146 0 0	26 June, 1861	4 17 6	18 7 3	.....	.....	
161	Barber Jesse	11 2 38	1,027 10 0	.....	428 5 7	.....	.....	.....	13 11 8	.....	.....	.....	
162	Sheffield Amelia	.....	.....	10 0 0	10 0 0	.....	.....	6 Sept., 1860	0 6 6	.....	.....	.....	Settlement awaiting completion of title.
163	Fitzpatrick James	4 0 24	200 0 0	.....	57 15 0	.....	57 15 0	7 Mar., 1862	2 12 0	8 10 0	.....	.....	
164	Smith Rev. E.	1 3 0	187 10 0	.....	69 5 0	.....	.....	.....	1 5 6	.....	.....	.....	
165	Pacey W.	.....	.....	240 0 0	45 6 3	.....	45 6 3	22 Dec., 1860	1 6 6	.....	.....	.....	
166	Reddall Revd. T.	12 1 17½	310 0 0	.....	293 12 0	.....	293 12 0	19 Dec., 1860	9 15 0	21 17 11	.....	.....	Settlement awaiting completion of title.
167	Fitzpatrick James	17 3 35½	269 11 7	.....	269 11 7	.....	269 11 7	3 Nov., 1862	8 15 6	11 8 10	.....	.....	
168	Howe Mrs.	.....	.....	200 0 0	36 0 0	.....	36 0 0	15 Aug., 1860	0 19 6	3 17 8	.....	.....	
169	Roman Catholic Glebe, Trustees of.	0 1 20½	.....	.....	.....	.....	.....	.....	.....	.....	.....	.....	
170	Cummins James	.....	.....	75 0 0	1 0 0	.....	.....	.....	.....	.....	.....	.....	
171	Tabor George	12 1 38¾	1,187 10 0	.....	311 18 1	.....	311 18 1	5 Feb., 1861	10 1 6	12 2 2	.....	.....	
172	M'Curtayne W.	.....	.....	80 0 0	13 15 0	.....	13 15 0	2 June, 1862	0 6 6	.....	.....	.....	Settlement awaiting completion of title.
173	Edrop James	8 0 28¾	837 0 0	.....	234 16 6	.....	234 16 6	7 Sept., 1860	8 9 6	5 14 4	.....	.....	
174	Kane Patrick	.....	.....	100 0 0	82 17 6	.....	82 17 6	3 Jan., 1861	2 14 0	.....	.....	.....	
		72 2 18¾	4,919 1 7	705 0 0	2,307 1 10	.....	1,808 11 3		74 16 2	100 5 8	.....	.....	

From MENANGLE to DOUGLASS PARK.—Date of Proclamation, 26th of July, 1859.

175	Edrop James	0 3 8	400 0 0	.....	6 3 2	75 0 0	75 0 0	17 Feb., 1862	.....	.....	.....	.....	Settlement awaiting completion of title.
176	Macarthur J. and Sir W.	39 1 8	.....	.....	.....	.....	.....	.....	.....	.....	.....	.....	
177	Mulry Patrick	.....	.....	192 15 0	192 15 0	.....	178 10 0	15 Mar., 1861	.....	.....	.....	.....	
178	M'Cain John	.....	.....	35 8 0	35 8 0	.....	34 13 0	18 Feb., 1861	.....	.....	.....	.....	
179	Young Richard	.....	.....	24 8 6	24 8 6	.....	19 16 6	5 Feb., 1861	.....	.....	.....	.....	
180	Haines Thomas	.....	.....	4 2 9	4 2 9	.....	3 7 9	3 Jan., 1862	.....	.....	.....	.....	
181	Cass Edward	.....	.....	176 0 0	24 6 0	.....	22 10 0	30 Jan., 1861	.....	.....	.....	.....	
182	Dunphy William	.....	.....	178 0 0	42 0 0	.....	42 0 0	25 Jan., 1861	.....	.....	.....	.....	
183	Bergin Patrick	.....	.....	22 8 0	22 8 0	.....	22 8 0	20 Feb., 1861	.....	.....	.....	.....	
184	Jones William	.....	.....	56 12 0	56 12 0	.....	53 18 0	30 Jan., 1861	.....	.....	.....	.....	
185	Hughes S. T.	32 3 34	3,812 0 0	.....	1,224 10 3	2,000 0 0	.....	.....	.....	.....	.....	.....	
186	Betts William	.....	.....	148 0 0	50 0 0	.....	50 0 0	14 Dec., 1860	.....	.....	.....	.....	
187	Cummins Thomas	.....	.....	106 0 0	55 0 0	.....	55 0 0	14 Dec., 1860	.....	.....	.....	.....	
188	Hennessy David	.....	.....	123 12 0	35 0 0	.....	35 0 0	24 Jan., 1861	.....	.....	.....	.....	
189	Maher Owen	.....	.....	172 0 0	70 0 0	.....	70 0 0	14 Dec., 1860	.....	.....	.....	.....	
190	Leneghan John	.....	.....	21 14 0	8 10 0	.....	8 10 0	14 Dec., 1860	.....	.....	.....	.....	
191	Day William	.....	.....	132 16 0	16 0 0	.....	16 0 0	14 Dec., 1860	.....	.....	.....	.....	
192	M'Nerney James	.....	.....	90 0 0	36 4 0	.....	36 4 0	14 Dec., 1860	.....	.....	.....	.....	
193	Whealan Thomas	.....	.....	12 0 0	12 0 0	.....	12 0 0	19 Dec., 1860	.....	.....	.....	.....	
194	Douglass H. G.	18 3 1	530 0 0	.....	316 5 4	.....	316 5 4	26 June, 1861	.....	9 5 0	.....	.....	
		91 3 11	4,742 0 0	1,495 16 3	2,231 13 0	2,075 0 0	1,051 2 7		.....	9 5 0	.....	.....	

TABLE No. III.—SCHEDULE of Lands taken for Railway purposes—*continued.*

No.	Name of Claimant.	Quantity of Land taken.	Amount of Compensation claimed by		Amount offered for Lands, Buildings, and Damages.	Amount fixed by Arbitrators.	Amount paid for Lands, Buildings, and Damages.	Date of Payment.	Amount				Remarks.	
			Owners.	Lessees, Tenants, and Occupants.					Paid as costs of Arbitration.	Paid expenses of Conveyance of Lands.	Refunded			
		a. r. p.	£ s. d.	£ s. d.	£ s. d.	£ s. d.	£ s. d.	£ s. d.	£ s. d.	£ s. d.	£ s. d.	£ s. d.		
From DOUGLASS PARK to PICTON.—Date of Proclamation, 9th of August, 1859.														
195	Macalister Mrs. C. ....	40 2 33½	814 3 9	.....	799 16 3	.....	.....	.....	.....	.....	.....	.....	Settlement awaiting completion of title.	
196	Nicholson Angus .....	.....	.....	207 0 0	43 7 6	.....	43 7 6	8 July, 1861	.....	.....	.....	.....		
197	Shaw Alexander .....	.....	.....	40 0 0	22 0 0	.....	22 0 0	31 Jan., 1862	.....	.....	.....	.....		
198	M'Innes Angus .....	.....	.....	34 6 3	23 19 6	.....	23 19 6	28 June, 1861	.....	.....	.....	.....		
199	Streeter David .....	.....	.....	14 10 8	14 10 8	.....	14 10 8	31 May, 1861	.....	.....	.....	.....		
200	Matthews William .....	.....	.....	12 0 0	12 0 0	.....	12 0 0	14 Mar., 1862	.....	.....	.....	.....		
201	Hillas John, Trustees of	14 0 32	85 4 0	.....	85 4 0	.....	85 4 0	15 Sept., 1864	.....	.....	.....	.....		
202	Plows John .....	.....	.....	46 5 0	46 5 0	.....	46 5 0	2 May, 1861	.....	.....	.....	.....		
203	Antil John M. ....	22 0 20	787 10 0	.....	787 10 0	.....	787 10 0	11 July, 1861	.....	12 0 0	.....	.....		The land (10a. 1r. 27½p.) required for station, was given by Mr. Antil.
204	Lee Lionel .....	.....	.....	13 16 0	13 16 0	.....	13 16 0	26 June, 1861	.....	.....	.....	.....		
205	Hodge J. & F. ....	.....	.....	20 15 0	20 15 0	.....	20 15 0	31 May, 1861	.....	.....	.....	.....		
206	Dietrich F. ....	.....	.....	4 2 6	4 2 6	.....	4 2 6	15 May, 1861	.....	.....	.....	.....		
207	Maidment Thomas .....	.....	.....	27 0 0	27 0 0	.....	27 0 0	17 June, 1861	.....	.....	.....	.....		
		77 0 5½	1,686 17 9	419 15 5	1,900 6 5	.....	1,100 10 2	.....	.....	12 0 0	.....	.....		

GREAT WESTERN LINE.

From PARRAMATTA JUNCTION to TONGABBEE CREEK.—Date of Proclamation, 9th of September, 1858.

208	Russell Capt. W. ....	1 0 10½	796 0 0	.....	119 18 0	181 10 0	181 10 0	29 June, 1861	5 5 0	25 15 6	.....	5 5 0	Settlement awaiting claimant's decision.
209	Stinson Mrs. S. ....	1 1 21¼	312 13 1	.....	89 6 0	.....	.....	.....	.....	.....	.....	.....	
210	Harris Thomas .....	.....	.....	100 0 0	.....	.....	.....	.....	.....	.....	.....	.....	No reasonable grounds for claim.
211	Harris Mrs. Elizabeth ..	7 2 2	1,400 0 0	.....	447 3 6	675 0 0	675 0 0	29 Nov., 1860	.....	.....	.....	.....	
212	Wentworth W. C. ....	4 1 19	3,510 0 0	.....	3,510 0 0	.....	3,510 0 0	29 Aug., 1861	.....	16 9 6	.....	.....	
213	Gwynne Gordon .....	.....	.....	41 0 0	41 0 0	.....	41 0 0	25 Oct., 1860	.....	.....	.....	.....	
214	Kennerly Alfred .....	.....	.....	200 0 0	66 13 10	.....	66 13 10	17 Aug., 1860	.....	.....	.....	.....	
215	Holland John .....	.....	.....	567 0 0	140 0 0	.....	140 0 0	9 Feb., 1860	.....	.....	.....	.....	
216	Watson John .....	.....	.....	21 0 0	.....	.....	.....	.....	.....	.....	.....	.....	
217	Coulter Robert .....	0 0 16	1,672 0 0	.....	727 12 0	1,010 0 0	1,010 0 0	20 July, 1859	5 5 0	0 11 6	67 0 0	5 5 0	
218	Hilt John .....	0 0 17¼	540 0 0	.....	418 15 0	.....	418 15 0	25 Mar., 1861	.....	6 3 2	.....	.....	
219	Hughes Hugh .....	0 2 22	2,066 0 0	.....	1,565 0 0	.....	1,565 0 0	12 July, 1859	.....	10 0 6	120 3 9	.....	

220	Luker James	.....	.....	15 0 0	.....	5 0 0	.....	5 0 0	21 Oct., 1859	.....	.....	.....	.....	
221	Barnes Joseph	0 0 36½	1,000 0 0	.....	.....	500 0 0	.....	500 0 0	12 Sept., 1859	.....	.....	3 0 0	.....	
222	Boulton Joseph	0 0 35½	400 0 0	.....	.....	270 15 0	.....	270 15 0	28 July, 1859	.....	6 15 2	10 0 0	.....	
223	Presbyterian School, Trustees of.	0 2 2¾	285 0 0	.....	.....	285 0 0	.....	285 0 0	5 July, 1860	.....	.....	.....	.....	
224	Coutts Revd. James	.....	.....	30 0 0	.....	10 0 0	.....	10 0 0	5 July, 1860	.....	.....	.....	.....	
225	Turner George	0 0 23½	400 0 0	.....	.....	400 0 0	.....	400 0 0	10 July, 1862	.....	12 10 8	.....	.....	
226	Chioditte Vicenzio, Exors of.	0 0 5½	250 0 0	.....	.....	160 7 0	.....	160 7 0	23 Dec., 1860	.....	8 13 10	.....	.....	
227	Buckley George	0 1 9½	1,000 0 0	.....	.....	627 0 0	.....	630 0 0	16 Dec., 1859	.....	17 0 0	15 18 0	.....	
228	Brennand Thomas, Exors. of.	0 2 0	337 10 0	.....	.....	300 0 0	.....	.....	.....	.....	.....	.....	Settlement awaiting claimant's decision.	
229	Griffiths Edward	0 1 2¾	900 0 0	.....	.....	500 0 0	.....	500 0 0	15 Aug., 1859	.....	4 15 8	42 14 6	.....	
230	Fawke Alfred	.....	.....	10 0 0	.....	.....	.....	.....	.....	.....	.....	.....	No reasonable grounds for claim.	
231	O'Hara Neil	0 0 12¾	70 0 0	.....	.....	60 15 6	.....	60 15 6	12 April, 1860	.....	4 4 0	.....	.....	
232	Entwistle William	0 0 5½	250 0 0	.....	.....	166 12 0	.....	166 12 0	16 Mar., 1860	.....	3 6 8	5 0 0	.....	
233	Giltinan Anna M.	0 0 33½	700 0 0	.....	.....	637 11 4	.....	637 11 4	18 Mar., 1860	.....	4 6 0	10 0 0	.....	
234	Fitzsimmons T. P.	0 0 29¾	500 0 0	.....	.....	321 14 3	.....	321 14 3	14 Jan., 1860	.....	4 4 0	15 0 0	.....	
235	Barnett Thomas	.....	.....	140 0 0	.....	30 0 0	58 0 0	58 0 0	25 April, 1860	.....	.....	.....	.....	
236	Taylor Hugh, Exors. of.	0 3 16¼	500 0 0	.....	.....	500 0 0	.....	500 0 0	21 Sept., 1861	.....	20 0 10	.....	.....	
237	Supple Daniel	0 0 30¾	60 0 0	.....	.....	.....	.....	.....	.....	.....	.....	.....	No reasonable grounds for claim.	
238	Dunn Robert and Sarah	0 1 13	375 0 0	.....	.....	218 13 9	.....	218 13 9	26 Mar., 1860	.....	10 14 10	.....	.....	
239	Crown	18 2 39	.....	.....	.....	.....	.....	.....	.....	.....	.....	.....	.....	
		33 0 3½	17,324 3 1	1,124 0 0	12,118 17 2	1,924 10 0	12,332 7 8	.....	.....	.....	10 10 0	155 11 10	293 16 3	10 10 0

From TONGABBEE CREEK to BLACKTOWN.—Date of Proclamation, 12th of October, 1858.

240	Wentworth Darcy	21 3 30	438 15 0	.....	438 15 0	.....	438 15 0	5 May, 1862	.....	.....	.....	.....	.....
241	Galloway James	2 2 10½	34 12 6	.....	34 12 6	.....	34 0 0	20 Sept., 1860	.....	16 0 0	.....	.....	.....
242	Leadbeater John	1 2 7¾	300 0 0	.....	189 2 10	.....	189 2 10	24 Feb., 1860	.....	5 16 2	.....	.....	.....
243	Davis William	1 1 8	42 0 0	.....	28 7 1	.....	.....	.....	.....	.....	.....	.....	Settlement awaiting claimant's decision.
244	Bates James	1 3 14	55 2 6	.....	41 16 8	.....	41 16 8	19 July, 1860	.....	2 9 0	.....	.....	.....
245	Meurant Augustus	.....	.....	30 0 0	30 0 0	.....	30 0 0	31 Mar., 1860	.....	.....	.....	.....	.....
246	Best William	5 0 16	500 0 0	.....	367 7 7	.....	367 7 7	29 June, 1860	.....	5 16 2	.....	.....	.....
247	Do. do.	.....	50 0 0	.....	50 0 0	.....	50 0 0	24 Aug., 1860	.....	.....	.....	.....	.....
248	Smith W. (Trustees of)	2 3 12	75 0 0	.....	75 0 0	.....	.....	.....	.....	.....	.....	.....	Settlement awaiting completion of title.
249	Pike Robert	3 1 15	100 0 0	.....	94 9 0	.....	.....	.....	.....	.....	.....	.....	Do. do.
250	Wiltshire Robert	1 1 7	26 3 0	.....	26 3 0	.....	.....	.....	.....	.....	.....	.....	Do. do.
251	Kinsella Timothy	.....	.....	30 0 0	20 0 0	.....	20 0 0	8 May, 1861	.....	.....	.....	.....	.....
252	Carroll William	1 1 7¾	51 18 9	.....	45 12 9	.....	.....	.....	.....	.....	.....	.....	Do. do.
253	Grainger John	.....	.....	25 0 0	10 0 0	.....	10 0 0	16 Mar., 1860	.....	.....	.....	.....	.....
254	Cornwell Abraham	1 1 36½	.....	.....	.....	.....	.....	.....	.....	.....	.....	.....	No claim for compensation within the time prescribed by the Act.

TABLE No. III.—SCHEDULE of Lands taken for Railway purposes.—*continued.*

No.	Name of Claimant.	Quantity of Land taken.	Amount of Compensation claimed by		Amount offered for Lands, Buildings, and Damages.	Amount fixed by Arbitrators.	Amount paid for Lands, Buildings, and Damages.	Date of Payment.	Amount				Remarks.
			Owners:	Lessees, Tenants, and Occupants.					Paid as costs of Arbitration and Salaries.	Paid expenses of Conveyance of Lands.	Refunded		
		a. r. p.	£ s. d.	£ s. d.	£ s. d.	£ s. d.	£ s. d.			By sale of Lands and Buildings.	As costs of Arbitration.		
<b>From TONGABBEE CREEK to BLACKTOWN—<i>continued.</i></b>													
255	Agland John .....	1 1 15½	26 13 9	.....	26 13 9	.....	26 13 9	8 Aug., 1860	.....	.....	.....	.....	
256	Wingate Eleanor .....	1 1 35½	.....	.....	.....	.....	.....	.....	.....	.....	.....	.....	
257	Lewry James .....	.....	.....	30 0 0	11 10 0	.....	11 10 0	25 Mar., 1861	.....	.....	.....	.....	
258	Bowman George.....	4 1 1½	87 5 0	.....	80 17 9	.....	80 17 9	19 May, 1863	.....	16 11 0	.....	.....	
		51 2 17	1,787 10 6	115 0 0	1,570 7 11	.....	1,300 3 7		.....	46 12 4	.....	.....	
<b>From BLACKTOWN to PARKER-STREET, PENRITH.—Date of Proclamation, 5th of July, 1859.</b>													
259	Connor Margaret .....	0 0 26	120 0 0	.....	7 5 9	.....	.....	.....	.....	.....	.....	.....	
260	Fitzsimmons James P. ...	18 1 13	560 0 0	.....	193 16 9	.....	193 16 9	25 April, 1861	.....	9 5 6	.....	.....	
261	Tamsett Charles.....	4 3 18½	157 14 0	.....	122 4 4	.....	122 4 4	29 Mar., 1862	.....	6 0 0	.....	.....	
262	Campbell Mrs. R. ....	20 3 18½	310 15 0	.....	333 9 0	.....	333 9 0	17 June, 1863	.....	20 13 2	.....	.....	
263	Church and School.....	35 1 18½	.....	.....	.....	.....	.....	.....	.....	.....	.....	.....	
264	Crawford R. ....	.....	.....	171 2 6	120 11 0	.....	120 11 0	20 Mar., 1861	.....	.....	.....	.....	
265	Dean Thomas .....	.....	.....	50 0 0	50 0 0	.....	50 0 0	30 Jan., 1861	.....	.....	.....	.....	
266	Cheeke Alfred.....	2 2 0	150 0 0	.....	52 14 0	.....	52 14 0	5 Dec., 1861	.....	14 19 6	.....	.....	
267	Meacher Thomas .....	11 1 5	600 0 0	.....	320 0 8	.....	320 0 8	25 July, 1861	.....	17 5 6	.....	.....	
268	Baxter William .....	.....	.....	86 10 0	86 10 0	.....	86 10 0	20 May, 1861	.....	.....	.....	.....	
269	King P. G. ....	37 0 22	1,362 12 6	.....	1,166 9 1	.....	1,166 9 1	23 Jan., 1861	.....	4 16 10	.....	.....	
				.....	.....	.....	.....	28 Aug., 1862	.....	.....	.....	.....	
270	Boots James .....	.....	.....	25 0 0	11 0 0	.....	11 0 0	6 Mar., 1861	.....	.....	.....	.....	
271	Matthews George .....	3 0 15½	204 15 0	.....	80 17 3	.....	80 17 3	21 May, 1861	.....	.....	.....	.....	
272	Lethbridge R. C. ....	19 1 22½	400 0 0	.....	400 0 0	.....	400 0 0	16 Mar., 1861	.....	13 13 0	.....	.....	
273	Mizan Corah .....	.....	.....	60 0 0	60 0 0	.....	40 0 0	2 May, 1861	.....	4 15 4	.....	.....	
				.....	.....	.....	.....	.....	.....	.....	.....	.....	
274	Andrews Samuel .....	.....	.....	5 0 0	5 0 0	.....	5 0 0	22 Feb., 1861	.....	.....	.....	.....	
275	English Patrick .....	.....	.....	30 0 0	12 10 0	.....	12 10 0	9 Aug., 1862	.....	4 16 4	.....	.....	
276	Landers James .....	0 1 36	10 0 0	.....	10 0 0	.....	10 0 0	8 May, 1861	.....	12 9 4	.....	.....	
277	Cummins James .....	2 1 0	105 0 0	.....	56 6 6	.....	56 6 6	25 April, 1860	4 0 0	2 13 4	.....	.....	
278	Garlick William .....	2 0 5	120 0 0	.....	65 16 3	.....	65 16 3	13 Aug., 1861	.....	11 18 6	.....	.....	
279	Smith John .....	10 0 31½	1,019 13 9	.....	417 5 6	600 0 0	600 0 0	19 Mar., 1862	.....	13 5 0	.....	.....	
280	M'Glinchy R. ....	.....	.....	185 0 0	75 0 0	.....	75 0 0	20 Jan., 1860	.....	.....	.....	.....	
281	White Edward .....	.....	.....	20 0 0	12 15 0	.....	12 15 0	4 Mar., 1861	.....	.....	.....	.....	
282	M'Knight A. ....	2 0 8½	2,000 0 0	.....	864 1 0	.....	864 1 0	11 June, 1861	.....	19 18 8	.....	.....	
283	Walker John .....	.....	.....	400 0 0	200 0 0	.....	200 0 0	10 Dec., 1859	.....	.....	.....	.....	
284	Fabard John .....	0 2 0	250 0 0	.....	135 9 3	.....	135 9 3	14 Mar., 1861	.....	5 2 0	.....	.....	
285	Fabard John P. ....	0 2 0	65 0 0	.....	60 0 0	.....	60 0 0	23 Mar., 1861	.....	5 2 0	.....	.....	
286	Laing Alexander .....	0 2 0	400 0 0	.....	144 6 5	.....	144 6 5	14 Mar., 1861	.....	.....	.....	.....	
				.....	.....	.....	.....	.....	104 16 8	.....	.....	.....	
		171 2 0½	7,835 10 3	1,032 12 6	5,063 7 9	600 0 0	5,218 16 6		108 16 8	166 14 0	.....	.....	
											Salaries of valuers.		

96

From PARKER-STREET to PROCTOR'S-LANE, PENRITH.—Date of Proclamation, 2nd of May, 1862.

287	Allan Joseph	0 1 8	125 0 0	74 2 0	74 2 0	26 July, 1862			
288	King P. G.	0 3 11 $\frac{1}{2}$	300 0 0	300 0 0	300 0 0	28 Aug., 1862			
289	Wheatley William		150 0 0	48 0 0	48 0 0	15 Aug., 1862			
290	Neale George	0 1 30 $\frac{1}{2}$	1,275 0 0	416 4 1	621 0 0	6 Oct., 1862	19 5 6		3 18 4
291	Parsons Christopher	0 0 2 $\frac{3}{4}$	30 0 0	2 12 9	2 12 9	17 Dec., 1862			
292	Murphy Patrick	0 0 3 $\frac{1}{2}$	25 0 0	3 3 0	3 3 0	13 Oct., 1862	6 17 8		
293	Elliott Robert	0 2 5	400 0 0	115 5 7	115 5 7	18 Sept., 1862	10 13 10		
294	Simpson William	0 1 2	100 0 0	37 17 4	50 0 0	15 Jan., 1863	14 2 2		
295	Gordon —, Executors of	1 0 2	100 0 0	37 17 4	37 17 4	19 Sept., 1862			
296	Cottrell Charles	0 0 37	500 0 0	84 18 6	237 10 0	27 Oct., 1862	10 18 10		
297	M'Glinchy Arthur	0 0 5 $\frac{1}{2}$	100 0 0	20 5 9	20 5 9	28 Aug., 1862	4 13 10		
298	Fisher Samuel	0 0 17 $\frac{1}{2}$	300 0 0	173 11 5	173 11 5	26 July, 1862			
299	York William	0 0 16 $\frac{1}{2}$	100 0 0	24 1 10	24 1 10	12 Dec., 1862	6 13 0		
300	Crane William	1 2 30	292 10 0	247 7 3	247 7 3	12 Nov., 1862	11 15 4		
301	Smith Thomas	0 0 6 $\frac{1}{2}$	50 0 0	19 9 4	19 9 4	19 Nov., 1862	11 5 0		
302	Haynes G. E.	0 0 0 $\frac{3}{4}$	5 0 0	0 15 0	0 15 0	20 Oct., 1863			
303	Kendall George		75 0 0	30 0 0	30 0 0	6 Mar., 1863	9 1 0		
304	M'Henry John	3 3 18 $\frac{1}{2}$	1,200 0 0	587 17 9	587 17 9	19 Jan., 1863	8 10 6		
305	Woodrife Daniel J.	20 2 21 $\frac{1}{2}$	512 17 9	512 17 9	512 17 9	1 Aug., 1862	5 4 4		
306	Heavey and Wyche		100 0 0	67 0 0	67 0 0	23 June, 1862			
307	Hubbard William		15 0 0	15 0 0	15 0 0	23 June, 1862			
308	Nash Ralph		60 0 0	35 0 0	35 0 0	5 June, 1862			
309	Dolan Daniel		318 10 0	120 0 0	120 0 0	5 June, 1862			
310	Do.		10 0 0	10 0 0	10 0 0	11 April, 1863			
311	Woodriff D. J.	1 0 0	25 0 0	25 0 0	25 0 0	10 Sept., 1863			
		31 0 18 $\frac{1}{2}$	5,515 7 9	653 10 0	3,008 6 8	908 10 0	3,377 16 9	119 1 0	3 18 4

For damage by cutting outlet from culvert.

WINDSOR AND RICHMOND LINE.

From BLACKTOWN to RICHMOND.—Date of Proclamation, 7th of January, 1863.

312	Bowman George	11 1 17 $\frac{1}{2}$	340 15 4 $\frac{1}{2}$	283 9 0	283 9 0	16 Mar., 1864	5 17 8		
313	Chisholm Mrs. E. J.	14 1 8 $\frac{3}{4}$	429 0 0	337 13 9					Settlement awaiting completion of title.
314	Harvey Thomas		200 0 0	78 0 0	78 0 0	26 Sept., 1864	2 2 0		
315	Durass Patrick		10 0 0	6 10 0	6 10 0	2 April, 1864			
316	Pearce William	3 1 5 $\frac{1}{4}$	33 0 0	33 0 0					Do. do.
317	Pye Exors. of	5 2 17 $\frac{1}{2}$							
318	Bates James		35 0 0	7 10 0	7 10 0	17 May, 1864	2 2 0		
319	Pye David	7 1 27	273 0 0	201 10 6					Do. do.
320	Schofield John	5 3 30 $\frac{3}{4}$	100 0 0	100 0 0	100 0 0	18 Jan., 1864			
321	M'Culloch A. H.	28 2 21 $\frac{1}{2}$	300 0 0	300 0 0	300 0 0	27 May, 1864	15 17 4		The land (2 acres) for Riverstone Station, was given by Mr. A. H. M'Culloch.
322	Leahan John	1 0 2	30 2 6	30 2 6	30 2 6	29 Sept., 1864	11 4 4		
323	Ouvrier John	1 3 19 $\frac{1}{2}$	34 0 0	34 0 0	34 0 0	29 Sept., 1864	13 14 4		
324	Pendergast James	2 3 28	30 0 0	30 0 0					Settlement awaiting completion of title.
325	Williams William	5 0 4	80 0 0	80 0 0	80 0 0	21 June, 1864	21 4 8		
326	Richmond Hill Common, Trustees of	5 1 36	55 0 0	55 0 0					Do. do.
327	Cunneen Mary and Daniel	2 3 26	350 0 0	207 7 10	207 7 10	11 Mar., 1864	4 17 2		
328	Do. do. do.	1 2 29	103 13 0	46 4 7					
329	Fitzgerald Robert	3 3 6	189 7 6	189 7 6	189 7 6	8 Mar., 1864			Do. do.

TABLE NO. III.—SCHEDULE of Lands taken for Railway purposes.—*continued*

No.	Name of Claimant.	Quantity of Land taken.	Amount of Compensation claimed by		Amount offered for Lands, Buildings, and Damages.	Amount fixed by Arbitrators.	Amount paid for Lands, Buildings, and Damages.	Date of Payment.	Amount				Remarks.	
			Owners.	Lessees, Tenants, and Occupants.					Paid as costs of Arbitration and Salaries.	Paid expenses of Conveyance of Lands.	Refunded			
											By sale of Land and Buildings.	As costs of Arbitration.		
a.	r.	p.	£	s.	d.	£	s.	d.	£	s.	d.	£	s.	d.
From BLACKTOWN to RICHMOND— <i>continued.</i>														
330	Richmond Common, Trustees of	2 2 10½	.....	.....	.....	.....	.....	.....	.....	.....	.....	.....	.....	.....
331	Carlless Bertha M.....	0 0 16½	50 0 0	.....	29 8 0	.....	29 8 0	1 April, 1864	.....	1 5 0	.....	.....	.....	.....
332	M'Call John .....	0 2 0	100 0 0	.....	100 0 0	.....	100 0 0	6 Feb., 1864	.....	5 17 8	.....	.....	.....	.....
333	Oxley Sarah .....	0 1 0	50 0 0	.....	50 0 0	.....	50 0 0	1 Sept., 1864	.....	2 3 10	.....	.....	.....	.....
334	Maberly Mary Ann .....	0 0 38½	75 0 0	.....	50 0 0	.....	50 0 0	22 Mar., 1864	.....	.....	.....	.....	.....	.....
335	Johnson John .....	0 1 0	70 0 0	.....	64 0 0	.....	64 0 0	21 April, 1864	.....	.....	.....	.....	.....	.....
336	Hobbs William .....	.....	150 0 0	.....	90 0 0	.....	90 0 0	18 Jan., 1864	.....	.....	.....	.....	.....	.....
337	Stewart Robert .....	0 0 20	60 0 0	.....	41 5 0	.....	41 5 0	2 Nov., 1864	.....	3 2 8	.....	.....	.....	For damage caused by raising the surface of George-street.
338	Cope Joseph, Estate of ..	1 0 16¼	300 0 0	.....	219 0 0	.....	.....	.....	.....	.....	.....	.....	.....	Settlement awaiting claimant's decision.
339	Onions Mary Ann .....	0 0 20	50 0 0	.....	27 10 0	.....	.....	.....	.....	.....	.....	.....	.....	Settlement awaiting completion of title.
340	Williams Frederick .....	1 0 0	100 0 0	.....	100 0 0	.....	100 0 0	31 Mar., 1864	.....	5 10 8	.....	.....	.....	Do. do.
341	Hoskisson John .....	1 0 0	100 0 0	.....	100 0 0	.....	.....	.....	.....	.....	.....	.....	.....	Do. do.
342	North Samuel .....	0 0 15	40 0 0	.....	40 0 0	.....	40 0 0	5 May, 1864	.....	.....	.....	.....	.....	Do. do.
343	Hale Mary .....	4 0 2	625 0 0	.....	470 13 8	.....	.....	.....	.....	.....	.....	.....	.....	Do. do.
344	Do. ....	.....	.....	.....	35 0 0	.....	.....	.....	.....	.....	.....	.....	.....	For securing large shed against damage by fire from engines.
345	Roberts Edward .....	1 2 4	200 0 0	.....	136 18 9	.....	.....	.....	.....	.....	.....	.....	.....	Settlement awaiting completion of title.
346	Dargin Sophia .....	2 1 17½	400 0 0	.....	185 3 0	.....	.....	.....	.....	.....	.....	.....	.....	Do. do.
347	Ezzy Charles .....	0 1 11½	16 13 0	.....	16 13 0	.....	.....	.....	.....	.....	.....	.....	.....	Do. do.
348	Hoskisson John .....	0 1 6	16 10 0	.....	16 10 0	.....	.....	.....	.....	.....	.....	.....	.....	Do. do.
349	Roberts John .....	0 0 27½	10 0 0	.....	10 0 0	.....	.....	.....	.....	.....	.....	.....	.....	Do. do.
350	Moore John .....	0 1 27	20 16 0	.....	20 16 0	.....	.....	17 May, 1865	.....	.....	.....	.....	.....	Do. do.
351	Loder James .....	0 2 29½	150 0 0	.....	63 3 9	.....	.....	.....	.....	.....	.....	.....	.....	Do. do.
352	Richmond Common, Trustees of.	14 3 19	.....	.....	.....	.....	.....	.....	.....	.....	.....	.....	.....	.....
353	Wesleyan Church, Trustees of.	0 1 9¼	200 0 0	.....	.....	.....	.....	.....	.....	.....	.....	.....	.....	The whole two-acre allotment offered for £200.
354	Onus Joseph .....	0 0 25½	60 0 0	.....	40 8 6	.....	40 8 6	3 Aug., 1864	.....	5 15 0	.....	.....	.....	.....
355	Town Andrew .....	0 1 6¼	110 0 0	.....	53 7 3	.....	53 7 3	1 Sept., 1864	.....	5 10 6	.....	.....	.....	.....
356	Town William .....	0 0 30	.....	.....	.....	.....	37 1 0	1 Sept., 1864	.....	3 7 2	.....	.....	.....	.....
357	Town Andrew .....	0 0 34½	.....	.....	.....	.....	37 1 0	1 Sept., 1864	.....	.....	.....	.....	.....	.....
358	Town Kate, Trustees of	0 0 29	290 0 0	.....	111 3 0	.....	.....	.....	.....	.....	.....	.....	.....	.....
359	Badgery Mrs., Trustees of													
360	Forbes A. L. ....	.....	.....	13 0 0	3 0 0	.....	3 0 0	22 Mar., 1864	.....	.....	.....	.....	.....	Settlement awaiting completion of title.
361	Davis Charlotte .....	0 0 11½	.....	.....	.....	.....	.....	.....	.....	.....	.....	.....	.....	Do. do.
362	Oldfield E. S. ....	0 0 11¼	100 0 0	.....	100 0 0	.....	.....	.....	.....	.....	.....	.....	.....	Do. do.
363	Lewis E. R. ....	0 0 11	.....	.....	.....	.....	.....	.....	.....	.....	.....	.....	.....	Do. do.
364	Thompson Frederick .....	0 0 29½	75 0 0	.....	51 10 7	.....	.....	.....	.....	.....	.....	.....	.....	Do. do.
365	M'Ginnity John .....	0 0 15½	150 0 0	.....	135 13 1	.....	135 13 1	27 April, 1864	.....	4 9 8	.....	.....	.....	Do. do.
366	Bowman William .....	1 0 20	221 9 4	.....	190 6 2	.....	.....	.....	.....	.....	.....	.....	.....	Do. do.
367	Webb Matthew .....	0 0 13	150 0 0	.....	40 3 9	.....	40 3 9	5 Aug., 1864	.....	.....	.....	.....	.....	Do. do.
368	Webb Elizabeth .....	0 0 34½	250 0 0	.....	86 4 4	.....	86 4 4	12 Nov., 1864	.....	2 7 0	.....	.....	.....	Do. do.
369	Turner R. and W. ....	0 0 1½	40 0 0	.....	40 0 0	.....	.....	.....	.....	.....	.....	.....	.....	Do. do.
		136 2 1	6,573 6 8½	258 0 0	4,737 13 6	.....	2,313 18 9	.....	3 0 0	116 3 8	.....	.....	.....	.....

GREAT NORTHERN LINE.

From HONEYSUCKLE POINT to NEWCASTLE TERMINUS.—Date of Proclamation, 29th of April, 1857.

11—D

370	Church and School.....	3 0 3	.....	.....	.....	.....	.....	.....	.....	.....	.....	.....	.....	.....	No legal claim made.
371	Australian Agricultural Company.	1 3 36	8,650 0 0	.....	7,900 0 0	.....	7,900 0 0	21 Nov., 1860	.....	.....	.....	.....	.....	.....	
372	Bank of Australasia ....	0 0 7	250 0 0	.....	200 0 0	.....	200 0 0	30 July, 1861	.....	8 19 4	.....	.....	.....		
373	Henderson Miss .....	0 0 6	.....	.....	.....	.....	.....	.....	.....	.....	.....	.....	.....		
374	Crossdill William .....	0 0 35	4,300 0 0	.....	.....	2,500 0 0	2,500 0 0	25 Oct., 1860	.....	20 6 7	.....	.....	.....		
375	Crown .....	0 3 16	.....	.....	.....	.....	.....	.....	.....	.....	.....	.....	.....		
376	Wesleyan School, Trus- tees of.	0 0 20	1,000 0 0	.....	711 12 2	.....	711 12 2	8 Dec., 1860	.....	74 7 11	.....	.....	.....		
377	Crown .....	0 0 16	.....	.....	.....	.....	.....	.....	.....	.....	.....	.....	.....		
378	Roman Catholic School, Trustees of.	0 0 14	500 0 0	.....	500 0 0	.....	500 0 0	7 Nov., 1860	.....	39 2 3	.....	.....	.....		
379	Crown .....	0 0 6	.....	.....	.....	.....	.....	.....	.....	.....	.....	.....	.....		
380	Dangar A. A. ....	0 0 34½	1,408 2 6	.....	1,408 2 6	.....	1,408 2 6	13 Nov., 1863	.....	5 13 4	.....	.....	.....		
381	Crown .....	2 2 11	.....	.....	.....	.....	.....	.....	.....	.....	.....	.....	.....		
382	Hannell James .....	0 0 19	1,000 0 0	.....	.....	1,000 0 0	1,000 0 0	10 Jan., 1862	10 10 0	.....	.....	.....	.....		
383	Smith John .....	0 0 0½	1,000 0 0	.....	.....	275 0 0	275 0 0	10 July, 1862	7 7 0	15 16 8	.....	28 13 0	.....		
		9 1 24½	18,108 2 6	.....	10,719 14 8	3,775 0 0	14,494 14 8		17 17 0	164 6 1	.....	28 13 0	.....		

From HONEYSUCKLE POINT to EAST MAITLAND.—Date of Proclamation, 4th of July, 1854.

384	Clergy and School .....	20 2 6	41,075 0 0	.....	.....	.....	.....	.....	.....	.....	.....	.....	.....	.....	Amount claimed to in- clude all compensation to lessees and tenants claim undetermined.
385	Brown James .....	.....	.....	1,000 0 0	.....	.....	.....	.....	.....	.....	.....	.....	.....	Do. do.	
386	Morris David .....	.....	.....	3,500 0 0	.....	.....	.....	.....	.....	.....	.....	.....	.....	Do. do.	
387	Bingle John .....	.....	.....	4,000 0 0	.....	.....	.....	.....	.....	.....	.....	.....	.....	Do. do.	
388	Yarwood George .....	.....	.....	4,550 0 0	.....	.....	.....	.....	.....	.....	.....	.....	.....	Do. do.	
389	Paynter Ann .....	.....	.....	1,800 0 0	.....	.....	.....	.....	.....	.....	.....	.....	.....	Do. do.	
390	Stacey J. E. ....	.....	.....	6,000 0 0	.....	.....	.....	.....	.....	.....	.....	.....	.....	Do. do.	
391	Leece James .....	.....	.....	800 0 0	.....	.....	.....	.....	.....	.....	.....	.....	.....	Do. do.	
392	Medcalf John .....	.....	.....	400 0 0	.....	.....	.....	.....	.....	.....	.....	.....	.....	Do. do.	
393	Morley Edward .....	.....	.....	455 0 0	.....	.....	.....	.....	.....	.....	.....	.....	.....	Do. do.	
394	Baker T. A. ....	.....	.....	.....	.....	.....	.....	.....	.....	.....	.....	.....	.....	Do. do.	
395	Hill William .....	.....	.....	400 0 0	.....	.....	.....	.....	.....	.....	.....	.....	.....	Do. do.	

APPENDIX.



TABLE No. III.—SCHEDULE of Lands taken for Railway purposes—*continued.*

No.	Name of Claimant.	Quantity of Land taken. a. r. p.	Amount of Compensation claimed by		Amount offered for Lands, Buildings, and Damages. £ s. d.	Amount fixed by Arbitrators. £ s. d.	Amount paid for Lands, Buildings, and Damages. £ s. d.	Date of Payment.	Amount				Remarks.
			Owners. £ s. d.	Lessees, Tenants, and Occupants. £ s. d.					Paid as costs of Arbitration and Salaries.	Paid expenses of Conveyance of Lands.	Refunded		
											By sale of Land and Buildings.	As costs of Arbitration.	
From HONEYSUCKLE POINT to EAST MAITLAND— <i>continued.</i>													
396	Morley James	.....	.....	409 0 0	.....	.....	.....	.....	.....	.....	.....	.....	Claim undetermined.
397	Johnson Richard	.....	.....	530 0 0	.....	.....	.....	.....	.....	.....	.....	.....	Do. do.
398	Croft Joseph	.....	.....	1,080 0 0	.....	.....	.....	.....	.....	.....	.....	.....	Do. do.
399	Young Edward	.....	.....	382 0 0	.....	.....	.....	.....	.....	.....	.....	.....	Do. do.
400	Hinton Henry	.....	.....	900 0 0	.....	.....	.....	.....	.....	.....	.....	.....	Do. do.
401	Croker William	.....	.....	800 0 0	.....	.....	.....	.....	.....	.....	.....	.....	Do. do.
402	Lodge Capt. Francis	.....	.....	1,000 0 0	.....	.....	.....	.....	.....	.....	.....	.....	Do. do.
403	Dangar Mrs.	2 0 28	635 0 0	.....	114 6 3	480 0 0	480 0 0	19 June, 1863	130 0 0	61 11 10	.....	.....	.....
404	Dangar A. A., Trustees of	6 2 0	130 0 0	.....	130 0 0	.....	130 0 0	30 June, 1862	.....	.....	20 0 0	.....	.....
405	Whyte W. H.	1 0 34	700 0 0	.....	.....	.....	.....	.....	.....	.....	.....	.....	In the hands of the arbitrators.
406	Australian Agricultural Company.	69 1 36	2,000 0 0	.....	1,186 5 0	.....	1,186 5 0	21 Nov., 1860	.....	.....	.....	.....	.....
407	Crown	28 3 23	.....	.....	.....	.....	.....	.....	.....	.....	.....	.....	.....
408	Tully George	2 2 14	.....	.....	55 2 6	.....	.....	.....	.....	.....	.....	.....	Settlement awaiting claimant's decision.
409	Christie W. D.	40 1 22	1,666 10 0	.....	982 7 7	993 10 0	993 10 0	20 Feb., 1864	.....	40 0 0	.....	6 0 0	.....
410	Cameron Ewan	.....	.....	200 0 0	60 0 0	60 0 0	60 0 0	31 Jan., 1856	.....	.....	.....	.....	.....
411	Boulton R. T.	.....	.....	30 0 0	30 0 0	30 0 0	30 0 0	31 Jan., 1856	.....	.....	.....	.....	.....
412	Mounter Charles	.....	.....	50 0 0	50 0 0	50 0 0	50 0 0	31 Jan., 1856	.....	.....	.....	.....	.....
413	Elliott Archibald	.....	.....	200 0 0	60 0 0	60 0 0	60 0 0	31 Jan., 1856	.....	.....	.....	.....	.....
414	Mac Michael T.	.....	.....	200 0 0	60 0 0	60 0 0	60 0 0	31 Jan., 1856	.....	.....	.....	.....	.....
415	Hannell John	13 3 32	2,000 0 0	.....	500 0 0	500 0 0	500 0 0	23 Oct., 1856	.....	22 0 0	.....	.....	.....
416	Arkhurst T.	.....	.....	50 0 0	50 0 0	50 0 0	50 0 0	31 Jan., 1856	.....	.....	.....	.....	.....
417	Sefton Isaac	.....	.....	200 0 0	60 0 0	60 0 0	60 0 0	31 Jan., 1856	.....	.....	.....	.....	.....
418	Waters Ezekiel	.....	.....	20 0 0	10 0 0	10 0 0	10 0 0	31 Jan., 1856	.....	.....	.....	.....	.....
419	Ledgerwood William	.....	.....	25 0 0	25 0 0	25 0 0	25 0 0	31 Jan., 1856	.....	.....	.....	.....	.....
420	Smith John	.....	.....	50 0 0	10 0 0	10 0 0	10 0 0	31 Jan., 1856	.....	.....	.....	.....	.....
421	Flood Edward	14 0 4	.....	.....	280 0 0	280 0 0	280 0 0	8 April, 1857	.....	.....	.....	.....	.....
422	Weakly George	.....	.....	150 0 0	90 0 0	90 0 0	90 0 0	31 Jan., 1856	.....	.....	.....	.....	.....
423	Scott A. W.	16 0 22	.....	.....	.....	.....	.....	.....	.....	.....	.....	.....	.....
424	De Salis W. F.	17 1 3	345 7 6	.....	310 3 9	310 3 9	310 3 9	12 Feb., 1862	.....	17 19 0	.....	.....	.....
425	Crown	26 2 17	.....	.....	.....	.....	.....	.....	.....	.....	.....	.....	.....
426	Patcell Sophia	0 2 0	300 0 0	.....	26 1 0	26 1 0	26 1 0	31 Dec., 1861	.....	4 1 8	.....	.....	.....
427	Martin John	0 2 0	.....	.....	.....	.....	.....	.....	.....	.....	.....	.....	.....
428	Gilchrist John	0 2 0	.....	.....	.....	.....	.....	.....	.....	.....	.....	.....	.....
429	Kemp William	0 2 0	.....	.....	26 1 0	26 1 0	26 1 0	9 April, 1862	.....	.....	.....	.....	.....

430	Wishart Robert	0 2 0	.....	.....	.....	.....	.....	.....	.....	.....	.....	.....
431	Drury Bryan	0 2 0	.....	.....	.....	.....	.....	.....	.....	.....	.....	.....
432	Kenny Revd. John	0 0 30½	25 0 0	.....	21 11 9	.....	21 11 9	28 May, 1861	.....	5 1 0	.....	.....
433	Mayo John	0 3 20	150 0 0	.....	150 0 0	.....	150 0 0	8 Mar., 1861	.....	.....	.....	.....
		263 3 11½	49,026 17 6	29,181 0 0	4,236 18 10	1,473 10 0	4,608 12 6		130 0 0	170 13 6	.....	6 0 0

From EAST MAITLAND to WEST MAITLAND.—Date of Proclamation, 18th of June, 1857.

434	M'Loughlin P.	0 0 17½	60 0 0	.....	24 0 0	.....	24 0 0	21 Dec., 1859	.....	.....	.....	.....
435	Kelly Mary	0 0 1 24	70 0 0	.....	24 0 0	50 0 0	50 0 0	27 Aug., 1863	.....	4 4 0	.....	.....
436	Cooper Christopher	0 1 25½	410 0 0	.....	36 0 0	.....	.....	.....	.....	.....	.....	.....
437	Smith Joshua	0 0 12	30 0 0	.....	20 0 0	.....	20 0 0	22 Feb., 1860	.....	.....	.....	.....
438	Hannell Clarence	0 2 0	100 0 0	.....	90 0 0	.....	90 0 0	20 Oct., 1863	.....	.....	.....	.....
439	Tighe R.	0 0 23½	150 0 0	.....	36 0 0	.....	.....	.....	.....	.....	.....	.....
440	Buyers and Learmouth	0 2 12¼	175 0 0	.....	36 0 0	99 0 0	99 0 0	17 April, 1863	10 0 0	.....	.....	15 15 4
441	Lennon J. G.	0 1 4	800 0 0	.....	60 0 0	.....	60 0 0	17 Sept., 1858	.....	.....	.....	.....
442	Crown	3 3 5¼	.....	.....	.....	.....	.....	.....	.....	.....	.....	.....
443	Mayo J. B.	0 2 6½	831 0 0	.....	831 0 0	.....	831 0 0	10 Jan., 1859	.....	8 18 4	.....	.....
444	Cobcroft Enoch	0 0 35½	1,052 0 0	.....	.....	583 1 0	583 1 0	3 Mar., 1862	1 1 0	18 19 6	.....	.....
445	Brown J. and A.	0 0 4½	263 6 8	.....	263 6 8	.....	263 6 8	15 Nov., 1860	.....	.....	.....	.....
446	Eckford Mrs. Mary	0 1 7½	642 0 0	.....	461 19 0	.....	461 19 0	3 Mar., 1862	.....	.....	.....	.....
447	Muir James & Mary Ann	2 1 1½	800 0 0	.....	161 13 5	314 3 7	314 3 7	9 Mar., 1861	13 13 0	10 15 10	75 0 0	13 0 0
448	Muir Miss M. C.	0 1 37½	450 0 0	.....	.....	324 10 0	324 10 0	21 Dec., 1859	.....	1 13 4	.....	.....
449	Walsh John	0 0 37	400 0 0	.....	300 0 0	.....	300 0 0	18 Nov., 1859	.....	6 12 8	.....	.....
450	Adams John	.....	.....	32 0 0	12 0 0	.....	12 0 0	26 June, 1861	.....	.....	.....	.....
451	M'Guiness John	0 3 19	200 0 0	.....	50 0 0	.....	50 0 0	16 May, 1862	.....	.....	.....	.....
452	Trimby T.	0 1 14	.....	.....	.....	.....	.....	.....	.....	.....	.....	.....
453	Duncan Catherine	0 1 16	120 0 0	.....	27 0 0	.....	27 0 0	16 Dec., 1861	.....	.....	.....	.....
454	Smith John	18 3 13	10,409 0 0	.....	1,584 10 0	.....	1,584 10 0	31 Dec., 1858	.....	886 0 0	.....	.....
455	Elliott Mary	.....	.....	10 0 0	10 0 0	.....	10 0 0	20 Nov., 1858	.....	.....	.....	.....
456	Walsh Jane	.....	.....	1 0 0	1 0 0	.....	1 0 0	5 April, 1859	.....	.....	.....	.....
457	M'Cue Timothy	.....	.....	100 0 0	12 12 6	.....	12 12 6	4 Oct., 1861	.....	5 0 8	.....	.....
458	Evans Thomas	0 2 18¼	415 0 0	.....	415 0 0	.....	415 0 0	17 Sept., 1858	.....	.....	.....	.....
459	Burdekin Mrs.	0 0 17½	70 0 0	.....	70 0 0	.....	70 0 0	25 Sept., 1861	.....	13 9 4	.....	.....
460	Nicholson William	4 3 25¼	10,000 0 0	.....	.....	.....	.....	.....	.....	7 16 6	.....	.....
461	Moses Joseph	0 1 18	.....	.....	450 0 0	.....	450 0 0	7 Sept., 1860	.....	25 2 4	.....	.....
462	Elyard Alfred	0 1 18	560 0 0	.....	385 0 0	.....	385 0 0	17 Mar., 1858	.....	.....	.....	.....
463	Arnott William	0 0 11½	260 0 0	.....	210 0 0	.....	210 0 0	30 June, 1858	.....	.....	.....	.....
464	Young Jonathon	0 0 13½	240 0 0	.....	116 0 0	.....	116 0 0	1 Aug., 1860	.....	20 0 2	.....	.....
465	Green Peter	0 2 1½	575 0 0	.....	550 0 0	.....	550 0 0	24 Dec., 1858	.....	.....	.....	.....
466	Secombe William	0 1 9¼	517 0 0	.....	248 9 3	.....	248 9 3	20 Sept., 1860	.....	48 5 1	.....	.....
467	Dangar Thomas	0 0 5½	300 0 0	.....	150 0 0	.....	150 0 0	31 Jan., 1861	.....	12 8 8	.....	.....
468	Patrick John and Mary	0 1 29	300 0 0	.....	270 15 1	.....	270 15 1	9 Aug., 1860	.....	18 3 8	.....	.....
469	Winter John	0 0 25	100 0 0	.....	62 14 0	.....	62 14 0	29 May, 1863	.....	12 7 8	.....	.....
470	Diviny Michael	0 0 2½	96 0 0	.....	30 0 0	.....	30 0 0	29 Sept., 1860	.....	9 7 6	.....	.....
471	Carter Thomas	0 1 11½	500 0 0	.....	200 0 0	.....	200 0 0	5 Mar., 1859	.....	.....	.....	.....
472	Turner Robert	0 1 4	200 0 0	.....	106 8 0	.....	106 8 0	27 Mar., 1861	.....	7 11 0	.....	.....
473	Meacle Richard	0 0 2¼	20 0 0	.....	8 15 0	.....	8 15 0	26 June, 1861	.....	.....	.....	.....

Settlement awaiting completion of title.

No legal claim to the land

Original claim waived renewed, and settled by Supreme Court.

TABLE No. III.—SCHEDULE of Lands taken for Railway purposes—*continued.*

No.	Name of Claimant.	Quantity of Land taken.	Amount of Compensation claimed by		Amount offered for Lands, Buildings, and Damages.	Amount fixed by Arbitrators.	Amount paid for Lands, Buildings, and Damages.	Date of Payment.	Amount				Remarks.
			Owners.	Lessees, Tenants, and Occupants.					Paid as costs of Arbitration and Salaries.	Paid expenses of Conveyance of Lands.	Refunded		
		a. r. p.	£ s. d.	£ s. d.	£ s. d.	£ s. d.	£ s. d.	£ s. d.	£ s. d.	£ s. d.	£ s. d.	£ s. d.	
<i>From EAST MAITLAND to WEST MAITLAND—continued.</i>													
474	Lipscombe W.....	0 1 25	340 0 0	.....	285 0 0	.....	285 0 0	27 Oct., 1859	.....	.....	.....	.....	Commissioner refused to accept the award, and claimant agreed to accept the amount paid. Salaries of valuers.
475	Davies F. E. ....	0 1 37½	242 10 0	.....	175 0 0	.....	175 0 0	20 Feb., 1861	.....	.....	.....	.....	
476	Wade William.....	0 0 8	40 0 0	.....	40 0 0	.....	40 0 0	11 April, 1862	.....	7 6 8	.....	.....	
477	Stark Richard.....	0 0 10½	250 0 0	.....	25 0 0	.....	25 0 0	4 July, 1860	.....	.....	.....	.....	
478	Skinner John.....	0 2 28½	150 0 0	.....	150 0 0	.....	150 0 0	28 Jan., 1860	9 0 0	4 4 0	.....	.....	
479	Baldwin Otto.....	0 1 31	200 0 0	.....	98 0 0	546 13 0	396 13 0	15 Aug., 1860	.....	.....	.....	.....	
	.....	.....	.....	.....	.....	.....	.....	.....	176 0 8	.....	.....	.....	
		41 1 29¼	32,337 16 8	143 0 0	8,087 2 11	1,917 7 7	9,462 17 1		209 14 8	241 6 11	961 0 0	28 15 4	
<i>From WEST MAITLAND to LOCHINVAR.—Date of Proclamation, 5th of November, 1858.</i>													
480	Baldwin O. and E.....	5 0 2	800 0 0	.....	713 16 2	.....	713 16 2	17 Jan., 1861	.....	1 6 0	.....	.....	Commissioner refused to accept the award, and claimant agreed to accept the amount paid. Settlement awaiting claimant's decision.
481	Pearce J. E.....	0 3 17	312 0 0	.....	254 16 3	.....	254 16 3	23 Jan., 1861	.....	.....	.....	.....	
482	Gould James.....	0 0 12	112 0 0	.....	112 0 0	.....	112 0 0	24 Jan., 1861	.....	11 16 4	.....	.....	
483	Owen Samuel.....	0 2 25¼	280 0 0	.....	159 2 6	.....	159 2 6	15 Aug., 1860	.....	.....	.....	.....	
484	Doyle F. M.....	1 0 12	300 0 0	.....	101 17 3	.....	101 17 3	6 Aug., 1860	.....	7 6 10	.....	.....	
485	Weston James.....	3 0 16	323 3 6	.....	212 16 3	.....	212 16 3	5 Dec., 1860	.....	5 19 0	.....	.....	
486	Lynch Rev. J. T.....	2 1 19	300 0 0	.....	246 14 4	.....	246 14 4	8 Feb., 1861	.....	.....	.....	.....	
487	Gould James.....	.....	.....	5 0 0	5 0 0	.....	5 0 0	24 Jan., 1861	.....	.....	.....	.....	
488	Fitcher Eliza and Henry.....	1 2 28	200 0 0	.....	191 6 9	.....	191 6 9	1 Oct., 1861	.....	.....	.....	.....	
489	Foss Jane.....	4 2 27½	403 13 5	.....	331 5 1	.....	331 5 0	9 April, 1861	.....	19 16 0	.....	.....	
490	Clynes Patrick.....	6 3 0	438 15 0	.....	337 10 0	.....	337 10 0	9 Aug., 1864	.....	20 10 4	.....	.....	
491	Russell Bourne.....	4 1 27	320 18 9	.....	58 14 4	436 2 9	225 0 0	27 May, 1861	72 18 0	2 2 0	.....	.....	
492	Hodgins James.....	.....	.....	15 0 0	0 10 0	.....	.....	.....	.....	.....	.....	.....	
493	Rutherford G. S.....	12 0 31	150 0 0	.....	134 7 9	.....	134 7 0	27 Aug., 1861	.....	.....	.....	.....	
494	Gorrick Isaac.....	.....	.....	50 0 0	50 0 0	.....	50 0 0	7 June, 1860	.....	.....	.....	.....	
495	Dowers Henry.....	12 2 9	613 18 0	.....	224 4 11	.....	224 4 11	22 May, 1862	.....	.....	.....	.....	
496	Winder Thomas & Fanny.....	27 2 11	500 0 0	.....	207 5 4	.....	.....	.....	.....	.....	.....	.....	
497	Winder Thomas & Fanny.....	18 0 27	54 10 0	.....	54 10 0	.....	.....	.....	.....	.....	.....	.....	
498	Hanson Mary.....	1 1 19½	.....	.....	.....	.....	.....	.....	.....	.....	.....	.....	
	.....	.....	.....	.....	.....	.....	.....	.....	12 0 0	.....	.....	.....	
		102 2 3¼	5,108 18 8	70 0 0	3,395 16 11	436 2 9	3,299 16 5		84 18 0	68 16 6	.....	.....	

From LOCHINVAR to BLACK CREEK.—Date of Proclamation, 16th August, 1859.

499	Hardy Robert	3 2 26	32 19 3	.....	32 19 3	.....	32 19 3	15 April, 1862	.....	9 14 10	.....	.....
500	Clift Samuel	65 3 4½	2,206 2 6	.....	622 0 10	.....	622 0 10	23 Nov., 1862	.....	30 10 2	.....	.....
501	Macarthy Jeremiah	2 1 18	29 18 6	.....	27 12 9	.....	27 12 9	23 May, 1863	.....	19 14 2	.....	.....
502	King James	3 2 23	100 0 0	.....	85 12 7	.....	85 12 7	2 May, 1862	.....	.....	.....	.....
503	Squires Josiah	4 1 31	100 0 0	.....	79 13 3	.....	79 13 3	2 May, 1862	.....	.....	.....	.....
504	Patterson Thomas	6 0 6	272 9 0	.....	79 7 5	.....	79 7 5	16 July, 1862	.....	10 5 6	.....	.....
505	Hawkins J. and J.	5 0 37½	110 0 0	.....	110 0 0	.....	110 0 0	5 May, 1862	.....	.....	.....	.....
506	Turner Mark	6 0 23½	68 19 4	.....	68 19 4	.....	68 19 4	11 April, 1862	.....	.....	.....	.....
507	Hinton H. and F.	.....	.....	92 4 0	90 10 0	.....	90 10 0	4 March, 1862	.....	.....	.....	.....
508	Coleman Dennis	7 0 9	240 0 0	.....	229 15 10	.....	229 15 10	16 July, 1862	.....	0 6 8	.....	.....
509	Chapman Mrs. C.	.....	.....	95 0 0	12 0 0	.....	.....	.....	.....	.....	.....	.....
510	Egan Brien	4 3 29	.....	.....	.....	.....	.....	.....	.....	.....	.....	.....
511	Mitchell James	33 2 5	1,200 0 0	.....	365 3 7	.....	365 3 7	2 Feb., 1863	.....	10 11 0	.....	.....
512	M'Crossin William	.....	.....	150 0 0	52 12 0	.....	52 12 0	13 Nov., 1863	.....	4 6 8	.....	.....
		142 3 12½	4,360 8 7	337 4 0	1,856 6 10	.....	1,844 6 10	.....	.....	85 9 0	.....	.....

Settlement awaiting claimant's decision.

From BLACK CREEK to SINGLETON.—Date of Proclamation, 20th of September, 1859.

513	Fritchard William	.....	.....	38 19 0	15 0 0	.....	15 0 0	16 Dec., 1861	.....	.....	.....	.....
514	Swain James	.....	.....	300 0 0	79 0 0	.....	79 0 0	5 June, 1862	.....	2 2 0	.....	.....
515	Crown	66 2 23	.....	.....	.....	.....	.....	.....	.....	.....	.....	.....
516	Thrum Frederick W.	2 3 23	130 0 0	.....	15 18 3	.....	15 18 3	7 Jan., 1862	.....	3 8 4	.....	.....
517	O'Brien Michael	6 1 30	39 6 3	.....	39 6 3	.....	39 6 3	24 June, 1862	.....	.....	.....	.....
518	M'Douall J. A.	21 2 8	907 15 0	.....	213 12 3	394 13 3	394 13 3	9 Feb., 1863	.....	31 7 7	.....	.....
519	Brown James	3 2 5	500 0 0	.....	42 8 9	43 0 0	.....	.....	44 9 4	.....	44 18 9	Do. do.
520	Lynch Bryan	.....	.....	100 0 0	25 0 0	.....	25 0 0	16 Dec., 1861	.....	.....	.....	.....
521	Larnach John	47 3 11	2,715 6 10½	.....	1,211 17 0	1,656 17 1	1,656 17 1	16 June, 1862	.....	21 18 8	.....	.....
522	Church and School Estate	7 2 15	.....	.....	.....	.....	.....	.....	.....	.....	.....	.....
523	Faulkner David	.....	.....	208 9 6	99 11 6	.....	99 11 6	16 Dec., 1861	.....	.....	.....	.....
524	Dangar William	3 2 27	56 12 6	.....	56 12 6	.....	56 12 6	4 Mar., 1862	.....	.....	.....	.....
525	Hann Gottlieb	1 3 31	266 8 6	.....	67 18 1	.....	67 18 1	5 May, 1863	.....	13 10 4	.....	.....
526	Faulkner David	9 1 11	472 15 0	.....	169 16 1	.....	169 16 1	16 Dec., 1861	.....	.....	.....	.....
527	Dearman Mrs. Mary	.....	.....	3 0 0	1 15 0	.....	1 15 0	13 Mar., 1863	.....	.....	.....	.....
528	Bayliss J.	.....	.....	10 0 0	10 0 0	.....	10 0 0	16 Dec., 1861	.....	.....	.....	.....
529	Lyons Joseph	.....	.....	10 0 0	.....	.....	.....	.....	.....	.....	.....	No legal ground for claim.
530	Waddell William	0 2 32	33 2 6	.....	11 2 10	.....	11 2 10	16 Dec., 1861	.....	.....	.....	.....
531	Collett W. R.	5 1 8	147 0 0	.....	117 16 9	.....	117 16 9	14 May, 1861	.....	7 2 8	.....	.....
532	Waddell Matthew	1 3 21	194 1 3	.....	72 16 10	.....	72 16 10	16 Dec., 1861	.....	.....	.....	.....
533	Munroe Alexander	5 2 15	313 18 9	.....	221 5 10	.....	221 5 10	6 Jan., 1862	.....	11 13 4	.....	.....
534	Mooney Bernard	2 1 22	209 13 9	.....	125 19 10	.....	125 19 10	16 Dec., 1861	.....	.....	.....	.....
535	M'Dougall Andrew	15 3 25	3,000 0 0	.....	413 18 7	675 10 0	675 10 0	9 Jan., 1862	.....	10 12 10	.....	.....
536	M'Guire Michael	2 1 36	500 0 0	.....	173 6 0	.....	173 6 0	16 Dec., 1861	.....	7 3 0	.....	.....
537	Heuston John	2 1 17	291 7 6	.....	93 0 1	117 12 0	117 12 0	16 Dec., 1861	.....	.....	.....	.....
538	White Rev. James	2 1 10	308 2 6	.....	131 1 6	.....	131 1 6	16 Dec., 1861	.....	6 14 8	.....	.....
		210 1 10	10,085 10 4½	670 8 6	3,408 3 11	2,887 10 4	4,277 19 7	.....	44 9 4	115 13 5	.....	44 18 9

TABLE No. III.—SCHEDULE of Lands taken for Railway purposes—*continued.*

No.	Name of Claimant.	Quantity of Land taken. a. r. p.	Amount of Compensation claimed by		Amount offered for Lands, Buildings, and Damages. £ s. d.	Amount fixed by Arbitrators. £ s. d.	Amount paid for Lands, Buildings, and Damages. £ s. d.	Date of Payment.	Amount				Remarks.	
			Owners. £ s. d.	Lessees, Tenants, and Occupants. £ s. d.					Paid as costs of Arbitration. £ s. d.	Paid expenses of Conveyance of Lands £ s. d.	Refunded			
											By sale of Lands and Buildings. £ s. d.	As costs of Arbitration. £ s. d.		
From RAILWAY STATION to BRANXTON.—Date of Proclamation, 25th of February, 1862.														
539	Dangar Mrs.	0 2 0	60 0 0	.....	40 0 0	.....	.....	.....	.....	.....	.....	.....	Settlement awaiting completion of title.	
540	Bayliss John	0 0 3 1/4	15 0 0	.....	5 0 0	.....	24 Dec., 1864	.....	7 2 6	.....	.....	.....		
541	Long Parry, Executors of	1 2 7 3/4	.....	.....	.....	.....	.....	.....	.....	.....	.....	.....		
542	Clift Samuel	1 1 4 1/2	40 0 0	.....	25 12 5	.....	.....	.....	.....	.....	.....	.....		Do. do.
		3 2 3 1/2	115 0 0	.....	70 12 5	.....	.....	.....	7 2 6	.....	.....	.....		
MORPETH BRANCH.														
From EAST MAITLAND to MORPETH.—Date of Proclamation, 16th of August, 1862.														
543	Muir Miss Matilda	0 3 17 3/4	250 0 0	.....	94 14 0	.....	23 Jan., 1863	.....	.....	.....	.....	.....	Settlement awaiting claimant's decision.	
544	Gooch Henry	.....	.....	10 0 0	2 0 0	.....	.....	.....	.....	.....	.....	.....		
545	Muir James	4 1 20 1/2	1,000 0 0	.....	630 0 0	.....	18 May, 1863	.....	.....	.....	.....	.....		
546	Peno John	.....	.....	50 0 0	8 15 0	.....	29 April, 1863	.....	3 13 4	.....	.....	.....		
547	Magrane Mrs. Sophia	0 1 12 3/4	500 0 0	.....	98 18 7	.....	14 Mar., 1863	.....	.....	.....	.....	.....		
548	Muir Mrs. Elizabeth	0 1 29	750 0 0	.....	439 7 6	.....	29 Jan., 1863	.....	.....	.....	.....	.....		
549	Dixson Fredk. W.	3 1 7	750 0 0	.....	477 17 7	.....	29 April, 1863	.....	.....	.....	.....	.....		
550	Eckford Henry	1 0 31 1/2	3,564 0 0	.....	543 14 9	846 17 4	1 Dec., 1863	.....	.....	.....	.....	.....		
551	Eckford Mrs. Mary	4 0 19	4,134 0 0	.....	396 19 1	520 16 1	11 Dec., 1863	22 1 3	15 17 8	.....	4 0 0	.....		
552	Price William	.....	.....	20 0 0	20 0 0	.....	18 July, 1862	.....	.....	.....	.....	.....		
553	Hall Thomas	0 0 36	50 0 0	.....	9 18 0	15 0 0	21 Sept., 1863	.....	.....	.....	.....	.....		
554	Hall Thomas	0 0 39	1,600 0 0	.....	841 10 0	966 10 0	21 Sept., 1863	.....	5 5 0	19 0 0	.....	.....		
555	Howe Robert, Exors. of	1 2 38	350 0 0	.....	247 18 0	.....	.....	.....	.....	.....	.....	.....		Settlement awaiting completion of title.
556	Donnelly John	.....	.....	30 0 0	30 0 0	.....	23 Feb., 1864	.....	.....	.....	.....	.....		
557	Close E. C.	11 2 2 1/2	.....	.....	.....	.....	.....	.....	4 4 0	.....	.....	.....		
558	Close E. C.	.....	285 0 0	.....	285 0 0	.....	19 July, 1862	.....	.....	.....	.....	.....	Allowance made for removal of tenant's buildings. No claim for land taken.	
559	Stapleford John	0 0 2 1/2	1 0 0	.....	1 0 0	.....	12 Feb., 1863	.....	.....	.....	.....	.....		
560	M'Fayden M.	.....	.....	15 0 0	15 0 0	.....	15 Sept., 1863	.....	.....	.....	.....	.....		
561	Whitehead Abel	.....	.....	100 0 0	40 0 0	.....	26 Feb., 1864	.....	.....	.....	.....	.....		
562	Smith Mrs. C.	0 0 32	250 0 0	.....	.....	.....	.....	.....	.....	.....	.....	.....	Under consideration.	
		28 2 7 1/2	13,484 0 0	225 0 0	4,182 12 6	2,349 3 5	4,489 16 1	22 1 0	29 0 0	19 0 0	4 0 0	.....		

II.—WORKS IN PROGRESS ON 31 DECEMBER, 1864.

GREAT SOUTHERN LINE.

From PICTON to NATTAI.—Date of Proclamation, 9th of December, 1862.

563	Antill J. M.	1 1 7	50 0 0	50 0 0	50 0 0	3 Dec., 1863						
564	Lumsdaine Rev. W.	23 1 23	701 16 3	650 9 9	650 9 9	10 Sept., 1863		16 12 10				
565	Hilder Thomas			100 0 0	15 0 0							
566	Newland John			230 0 0	97 0 0	11 Sept., 1863						Settlement awaiting claimant's decision. It was ascertained, subsequent to offer being made, that the lease provided against compensation for loss of leased land.
567	Fieldhouse W.			20 0 0	13 0 0							Settlement awaiting claimant's decision.
568	Jones William	5 2 11	200 0 0	159 13 1	159 13 1	27 Nov., 1863		9 18 4				
569	Dunphy William	7 1 7	92 18 9	72 13 10	72 13 10	18 Dec., 1863		13 7 2				
570	Creighton Joseph	12 3 29	120 0 0	100 14 9	100 14 9	9 June, 1864						
571	Crown	362 0 11½										
572	Kinmen James	5 0 17	200 0 0	70 11 7	70 11 7	25 Aug., 1864		6 7 6				
573	Rush Bartholomew	7 0 30½	200 0 0	86 0 10								Settlement awaiting completion of title.
574	Holt Thomas	21 1 20	320 12 6	320 12 6								Do. do.
575	Burton John	3 1 18½	200 0 0	61 11 9								
576	Fitzroy Iron Company	27 2 6½										Claim for compensation waived by the Directors, at the time notice was given of the land being taken.
		477 0 21	2,085 7 6	350 0 0	1,705 8 1			1,159 3 0		46 5 10		

From NATTAI to SUTTON FOREST.—Date of Proclamation, 23rd of November, 1863.

577	Fitzroy Iron Company	4 1 30										
578	Moring John	4 3 1½	60 0 0	60 0 0								Settlement awaiting completion of title.
579	Hynes William	13 0 36½	198 0 0	181 3 6								Do. do.
580	Oxley Henry M.	2 2 15	53 10 0	52 4 4	52 4 4	13 Dec., 1864						
581	Bradley William			20 0 0	7 10 0	21 Sept., 1864						
582	Oxley John N.	33 2 14½	2,186 0 0	541 3 4								Do. do.
583	M'Govern James			90 0 0	22 0 0							Do. do.
584	Bingham James			318 5 0	75 16 0	30 Sept., 1864						Do. do.
585	Bensley James			130 0 0	75 17 7							
586	Sheppard James	0 0 4½	15 0 0	2 4 9	2 4 9	24 Dec., 1864						
587	Hassal Rev. Thomas	3 0 5½	100 0 0	68 13 11	68 13 11	13 Dec., 1864		15 13 0				
588	Roberts Richard											
589	Broughton Thomas											
590	Gibbons W. M. H.	75 3 20½										
591	Bowman Mackenzie											
592	Chapman Richard											
593	Larken Martin			284 0 0	93 13 9							Do. do.
594	Ward Henry			12 0 0	12 0 0							Do. do.
595	Fleeting George			11 5 0	11 5 0							Do. do.
596	Morrice John	0 2 11	50 0 0									Under consideration.
597	Throsby Oliver S.	44 1 26	500 0 0	500 0 0								Settlement awaiting completion of title.
598	Webb Robert			5 0 0	5 0 0							Do. do.
599	Byrnes Charlotte	3 1 28	79 14 0	69 17 6								Do. do.
600	Byrnes William		21 5 0	21 5 0								Alleged loss of fencing and other improvements.
601	Badgery Henry	12 1 4½										
		198 0 38	3,263 9 0	870 10 0	1,799 14 8			206 9 0		15 13 0		

TABLE No. III.—SCHEDULE of Lands taken for Railway purposes—*continued.*

No.	Name of Claimant.	Quantity of Land taken.	Amount of Compensation claimed by		Amount offered for Lands, Buildings, and Damages.	Amount fixed by Arbitrators.	Amount paid for Lands, Buildings, and Damages.	Date of Payment.	Amount				Remarks.
			Owners.	Lessees, Tenants, and Occupants.					Paid as costs of Arbitration.	Paid expenses of Conveyance of Lands.	Refunded		
											By sale of Lands and Buildings.	As costs of Arbitration.	
a. r. p.	£ s. d.	£ s. d.	£ s. d.	£ s. d.	£ s. d.	£ s. d.	£ s. d.	£ s. d.	£ s. d.	£ s. d.			
<b>GREAT WESTERN LINE.</b>													
From PENRITH to BLACKHEATH.—Date of Proclamation, 28th of March, 1863.													
602	Woodriff D. J. ....	7 2 32½	350 0 0		350 0 0		350 0 0	17 Oct., 1864					
603	Brookes Richard .....			300 0 0		54 7 6	54 7 6	30 Sept., 1864					
604	Wilson Henry .....			182 0 0		49 3 0							
605	Ryan James Tobias .....	6 0 29	1,650 0 0		530 19 6	833 3 9	833 3 9	16 Aug., 1864					Settlement awaiting completion of title.
606	Do. ....	0 2 10				76 5 6	76 5 6	16 Aug., 1864					
607	Deveson Sarah .....			30 0 0		5 10 0							Do. claimant's decision.
608	Beatson Robert .....			100 0 0		5 0 0							Do. do.
609	York Mrs. Maria .....	1 0 23	278 15 0		95 6 6								Do. completion of title.
610	Upton Daniel .....			35 0 0		5 0 0							Do. claimant's decision.
611	Evans Mrs. Mary .....	1 0 23	150 0 0		112 16 6		112 16 6	15 Nov., 1864					
612	Lee William .....	0 2 30	30 0 0		30 0 0		30 0 0	5 May, 1864					
613	Upton Jessie .....			10 0 0		3 10 0	3 10 0	21 April, 1864					
614	Grant John .....	5 1 26¾	600 0 0		381 7 1		381 7 1	24 Aug., 1864		9 13 4			
615	Beatson Robert .....			200 0 0		12 10 0							Settlement awaiting claimant's decision.
616	Kite Thomas .....	0 3 15				2 0 0							Do. do.
617	Colless George .....			20 0 0									Under consideration.
618	Lawson S. A. ....	5 3 25											
619	Harvey and Cock .....			115 0 0		38 15 0	38 15 0	21 April, 1864					No trustees appointed.
620	Cemetery, Trustees of .....	0 2 33											
621	Crown .....	33 1 31											
622	Hall Henry .....	0 0 17	25 0 0		10 0 0								
623	Readford John .....	0 0 33	20 0 0		20 0 0		20 0 0	18 May, 1864		3 3 6			Settlement awaiting claimant's decision.
624	Crown .....	55 1 29											
625	Owner not known .....	8 1 8											
626	Wascoe J. Ontram .....	2 0 20	200 0 0		54 2 10		54 2 10	26 May, 1864		10 4 4			
627	Owner not known .....	2 0 7											
628	Crown .....	36 3 28											
629	Smith Thomas .....	0 3 7	500 0 0		281 17 2		281 17 2	8 July, 1864			10 0 0		
630	Dougherty E., and others .....	4 1 21	200 0 0		200 0 0								Settlement awaiting completion of title.
631	Hill Rowland .....			100 0 0		2 12 0							Settlement awaiting claimant's decision.
632	Lawson S. A. ....	4 0 20											Under consideration.
633	Smith Thomas .....	2 0 27	50 0 0		11 3 1								Settlement awaiting claimant's decision.
634	Evans Mrs. Mary .....	1 3 20	100 0 0		48 6 3								Settlement awaiting completion of title.
635	Ryan John .....			25 0 0		4 10 0							Settlement awaiting claimant's decision.
636	Davies John .....	1 3 8	180 0 0		48 10 6		43 10 6	26 July, 1864					
637	Fralley Philip .....			50 0 0		4 10 0	4 10 0	3 Aug., 1864					
638	Crown .....	1 3 28											
639	Boland Thomas .....	3 3 12	1,000 0 0		410 5 6		410 5 6	8 Dec., 1863					
640	Crown .....	42 3 9											
641	Ellison Thomas .....	5 0 0	3,500 0 0		1,633 5 6		1,633 5 6	12 Dec., 1864			40 0 0		
642	Crown .....	22 0 37											
643	Buss William .....	20 0 0	100 0 0		44 0 0		44 0 0	8 Mar., 1864					

644	Crown .....	45 1 12	.....	.....	.....	.....	.....	.....	.....	.....	.....	.....	.....	Settlement awaiting completion of title.
645	Wilson Henry .....	0 0 27	100 0 0	.....	0 13 6	.....	.....	.....	.....	.....	.....	.....	.....	
646	Dunn Thomas .....	.....	.....	5 0 0	0 5 0	.....	.....	.....	.....	.....	.....	.....	.....	Quantity and amount included in previous entry.
647	Crown .....	43 2 9	.....	.....	.....	.....	.....	.....	.....	.....	.....	.....	.....	
648	Frost Thomas .....	0 3 0	.....	.....	.....	.....	.....	.....	.....	.....	.....	.....	.....	
649	Dougherty E. and others. ....	.....	.....	.....	.....	.....	.....	.....	.....	.....	.....	.....	.....	
650	Norris Richard .....	.....	.....	70 0 0	45 15 0	.....	45 15 0	26 May, 1864	.....	.....	.....	.....	.....	Settlement awaiting claimant's decision.
651	Crown .....	49 3 19	.....	.....	.....	.....	.....	.....	.....	.....	.....	.....	.....	
652	Jones David .....	0 0 17	100 0 0	.....	0 11 7	.....	.....	.....	.....	.....	.....	.....	.....	No claim for compensation made within the time prescribed by Railway Act. Do. do.
653	O'Neil John .....	1 3 0	300 0 0	.....	81 12 6	.....	81 12 6	29 July, 1864	.....	.....	.....	.....	.....	
654	Tindall John .....	.....	.....	.....	.....	.....	.....	.....	.....	.....	.....	.....	.....	
655	M'Gregor R. G. ....	.....	.....	.....	.....	.....	.....	.....	.....	.....	.....	.....	.....	
656	Crown .....	88 3 0	.....	.....	.....	.....	.....	.....	.....	.....	.....	.....	.....	
		510 0 13 1/2	9,483 15 0	1,242 0 0	4,578 10 6	914 9 3	4,509 4 4	.....	.....	23 1 2	50 0 0	.....	.....	

GREAT NORTHERN LINE.

From SINGLETON to LIDDELL.—Date of Proclamation, 23rd of November, 1863.

657	Heuston John .....	0 1 37	50 0 0	.....	15 11 9	.....	15 11 9	3 Mar., 1864	.....	.....	.....	.....	Settlement awaiting completion of title.
658	White Rev. J. ....	9 2 16	700 0 0	.....	243 8 3	.....	243 8 3	22 Mar., 1864	.....	11 0 0	.....	.....	
659	Allen George .....	12 2 27	200 0 0	.....	200 0 0	.....	.....	.....	.....	.....	.....	.....	
660	Crown .....	37 0 26	.....	.....	.....	.....	.....	.....	.....	.....	.....	.....	Owner cannot be found.
661	Campbell Edward .....	2 3 25	.....	.....	.....	.....	.....	.....	.....	.....	.....	.....	
662	Cunneen Michael .....	18 0 5	120 0 0	.....	120 0 0	.....	120 0 0	26 Aug., 1864	.....	4 10 0	.....	.....	Settlement awaiting completion of title.
663	M'Cully Hy. ....	.....	.....	1 10 0	1 10 0	.....	1 10 0	14 Dec., 1863	.....	.....	.....	.....	
664	Fotheringham A. ....	14 0 3	241 0 0	.....	241 0 0	.....	.....	.....	.....	.....	.....	.....	
665	Russell W. L. ....	92 1 17	.....	.....	.....	.....	.....	.....	.....	.....	.....	.....	
666	Brady T. and F. ....	.....	.....	70 0 0	70 0 0	.....	.....	.....	.....	.....	.....	.....	Do. do.
667	Camberwell Common ..	1 2 20	.....	.....	.....	.....	.....	.....	.....	.....	.....	.....	Under consideration.
668	Crown .....	1 2 27	.....	.....	.....	.....	.....	.....	.....	.....	.....	.....	
669	Nowland Mrs. H. ....	3 1 18	200 0 0	.....	.....	.....	.....	.....	.....	.....	.....	.....	
		193 3 26	1,511 0 0	71 10 0	891 10 0	.....	380 10 0	.....	.....	15 10 0	.....	.....	



SUMMARY of Lands taken for Railway purposes.

I.—LINES OPEN FOR TRAFFIC.

Lines of Railway opened for Traffic.	Date of Proclamation of Line of Railway.	Quantity of Land taken.	Amount of Compensation claimed by			Total Amount claimed.	AMOUNT																			
			Owners.		Lessees, Tenants, and Occupants.		Offered for Lands, Buildings, and Damages.	Awarded by Arbitration.	Paid for Land, Buildings, and Damages.	Paid as costs of Arbitration.	Paid expenses of Conveyance of Lands.	Refunded		Actually paid up to 31st December, 1864.												
			£	s.								d.	£		s.	d.	£	s.	d.	£	s.	d.				
<b>MAIN TRUNK LINE:—</b>			a.	r.	p.	£	s.	d.	£	s.	d.	£	s.	d.	£	s.	d.	£	s.	d.	£	s.	d.	£	s.	d.
Sydney to Newtown	20 May, 1850	11 2 13	14,417	19 0	1,003 6 8	15,421 5 8	6,667	11 0	4,746	17 7	11,028	15 7	144	8 10	167	13 0	11,005	11 5	5,267	19 10	328	14 0				
Newtown to Haslem Creek	26 Nov., 1850	87 0 20	7,410	1 5	110 0 0	7,520 1 5	4,004	19 0	1,647	12 0	4,660	17 0	564	5 8	42	17 2	5,267	19 10								
Haslem Creek to Parramatta Junction	27 Oct., 1851	57 0 36	644	8 9		644 8 9			410	17 10			328	0 0			328	14 0								
Total		155 3 18	22,472	9 2	1,113 6 8	23,585 15 10	11,083	7 10	6,394	9 7	16,017	12 7	709	8 6	42	17 2	16,602	5 3								
<b>DARLING HARBOUR BRANCH</b>	13 Sept., 1853	41 1 14	3,545	0 0	1,895 0 0	5,440 0 0	4,955	0 0	2,769	0 0	4,955	0 0	569	17 0			5,524	17 0								
<b>GREAT SOUTHERN LINE:—</b>																										
Parramatta Junction to Liverpool	15 Aug., 1855	116 2 13	5,211	16 3	265 0 0	5,476 16 3	6,715	18 9	100	0 0	6,602	17 6	40	5 0	9	17 8	6,653	0 2								
Liverpool to Campbelltown	29 Oct., 1857	161 1 17	15,042	15 0	1,109 5 9	16,152 0 9	7,265	18 4	2,350	0 0	8,499	15 10	62	19 2	309	7 7	8,872	2 7								
Campbelltown to Menangle	5 Nov., 1858	72 2 18	4,919	1 7	705 0 0	5,624 1 7	2,307	1 10			1,808	11 3	74	16 2	100	5 8	1,883	18 1								
Menangle to Douglass Park	26 July, 1859	91 3 11	4,742	0 0	1,495 16 3	6,237 16 3	2,231	13 0	2,075	0 0	1,051	2 7			9	5 0	1,060	7 7								
Douglass Park to Picton	9 Aug., 1859	77 0 5	1,686	17 9	419 15 5	2,106 13 2	1,900	6 5			1,100	10 2			12	0 0	1,112	10 2								
Total		519 1 14	31,602	10 7	3,994 17 5	35,597 8 0	20,420	18 4	4,525	0 0	19,062	17 4	178	0 4	440	15 11	19,681	13 7								
<b>GREAT WESTERN LINE:—</b>																										
Parramatta Junction to Tongabbee Creek	9 Sept., 1858	38 0 3	17,324	3 1	1,124 0 0	18,448 3 1	12,118	17 2	1,924	10 0	12,332	7 8	10	10 0	155	11 10	12,194	3 3								
Tongabbee Creek to Blacktown	12 Oct., 1858	51 2 17	1,787	10 6	115 0 0	1,902 10 6	1,570	7 11			1,300	3 7			46	12 4	1,346	15 11								
Blacktown to Parker-street, Penrith	5 July, 1859	171 2 0	7,885	10 3	1,032 12 6	8,917 12 9	5,063	7 9	600	0 0	5,218	16 6	108	16 8	166	14 0	5,486	10 6								
Parker-street to Proctor's-lane, Penrith	2 May, 1862	31 0 18	5,515	7 9	653 10 0	6,168 17 9	3,008	6 8	908	10 0	3,377	16 9			119	1 0	3,500	16 1								
Total		292 0 39	32,462	11 7	2,925 2 6	35,387 14 1	21,760	19 6	3,433	0 0	22,229	4 6	119	6 8	487	19 2	22,528	5 9								
<b>BLACKTOWN TO RICHMOND</b>	7 Jan., 1863	136 2 1	6,578	6 8	258 0 0	6,836 6 8	4,737	13 6			2,313	13 9	3	0 0	116	3 8	2,433	2 5								
<b>GREAT NORTHERN LINE:—</b>																										
Newcastle to Honeysuckle Point	29 April, 1857	9 1 24	18,108	2 6		18,108 2 6	10,719	14 8	3,775	0 0	14,494	14 8	17	17 0	164	6 1	14,648	4 9								
Honeysuckle Point to East Maitland	4 July, 1854	263 3 11	49,026	17 6	29,181 0 0	78,207 17 6	4,236	18 10	1,473	10 0	4,608	12 6	130	0 0	170	13 6	4,903	6 0								
East Maitland to West Maitland	18 June, 1857	41 1 29	32,337	16 8	143 0 0	32,480 16 8	8,087	2 11	1,917	7 7	9,462	17 1	209	14 8	241	6 11	9,924	3 4								
West Maitland to Lochinvar	5 Nov., 1858	102 2 3	5,108	18 8	70 0 0	5,178 18 8	3,395	16 11	436	2 9	3,299	16 5	84	18 0	68	16 6	3,453	10 11								
Lochinvar to Black Creek	16 Aug., 1859	142 3 12	4,300	8 7	337 4 0	4,637 12 7	1,856	6 10			1,844	6 10			85	9 0	1,929	15 10								
Black Creek to Singleton	20 Sept., 1859	210 1 10	10,085	10 4	670 8 6	10,755 18 10	3,408	3 11	2,887	10 4	4,277	19 7	44	9 4	115	13 5	4,393	3 7								
Road from Station to Branxton	25 Feb., 1862	3 2 3	115	0 0		115 0 0	70	12 5			5	0 0			7	2 6	12	2 6								
Total		773 3 40	119,142	14 3	30,401 12 6	149,544 6 9	31,774	16 6	10,489	10 8	37,993	7 1	486	19 0	853	7 11	38,264	6 11								
<b>EAST MAITLAND TO MORPETH</b>	16 Aug., 1862	28 2 7	13,484	0 0	225 0 0	13,709 0 0	4,182	12 6	2,349	3 5	4,489	16 1	22	1 0	29	0 0	4,517	17 7								
<b>GENERAL SUMMARY.</b>																										
MAIN TRUNK LINE		155 3 18	22,472	9 2	1,113 6 8	23,585 15 10	11,083	7 10	6,394	9 7	16,017	12 7	709	8 6	42	17 2	16,602	5 3								
DARLING HARBOUR BRANCH		41 1 14	3,545	0 0	1,895 0 0	5,440 0 0	4,955	0 0	2,769	0 0	4,955	0 0	569	17 0			5,524	17 0								
GREAT SOUTHERN LINE		519 1 14	31,602	10 7	3,994 17 5	35,597 8 0	20,420	18 4	4,525	0 0	19,062	17 4	178	0 4	440	15 11	19,681	13 7								
GREAT WESTERN LINE		292 0 39	32,462	11 7	2,925 2 6	35,387 14 1	21,760	19 6	3,433	0 0	22,229	4 6	119	6 8	487	19 2	22,528	5 9								
BLACKTOWN TO RICHMOND		136 2 1	6,578	6 8	258 0 0	6,836 6 8	4,737	13 6			2,313	13 9	3	0 0	116	3 8	2,433	2 5								
GREAT NORTHERN LINE		773 3 14	119,142	14 3	30,401 12 6	149,544 6 9	31,774	16 6	10,489	10 8	37,993	7 1	486	19 0	853	7 11	38,264	6 11								
EAST MAITLAND TO MORPETH		28 2 7	13,484	0 0	225 0 0	13,709 0 0	4,182	12 6	2,349	3 5	4,489	16 1	22	1 0	29	0 0	4,517	17 7								
TOTAL		1,947 2 28	229,237	12 4	40,812 19 1	270,100 11 5	98,915	8 2	29,960	3 8	107,061	16 4	2,088	12 6	1,970	3 10	1,441	9 3	126	15 5						

SUMMARY of Lands taken for Railway purposes.

II.—WORKS IN PROGRESS.

Lines of Railway in Progress.	Date of Proclamation of Line of Railway.	Quantity of Land taken.	Amount of Compensation claimed by		Total Amount claimed.	AMOUNT							
			Owners.	Lessees, Tenants, or Occupants.		Offered for Land, Buildings, and Damages.	Awarded by Arbitration.	Paid for Land, Buildings, and Damages.	Paid as for costs of Arbitration.	Paid expenses of Conveyance of Lands.	Refunded		Actually paid up to 31st December, 1864.
											By Sale of Lands.	As costs of Arbitration.	
		a. r. p.	£ s. d.	£ s. d.	£ s. d.	£ s. d.	£ s. d.	£ s. d.	£ s. d.	£ s. d.	£ s. d.	£ s. d.	£ s. d.
<b>GREAT SOUTHERN LINE:—</b>													
Picton to Nattai .....	9 Dec., 1862 ...	477 0 21	2,085 7 6	350 0 0	2,435 7 6	1,705 8 1	.....	1,159 3 0	.....	46 5 10	.....	.....	1,205 8 10
Nattai to Sutton Forest .....	23 Nov., 1863 ...	198 0 38	3,263 9 0	870 10 0	4,133 19 0	1,799 14 8	.....	206 9 0	.....	15 13 0	.....	.....	222 2 0
Total .....	.....	675 1 19	5,348 16 6	1,220 10 0	6,569 6 6	3,505 2 9	.....	1,365 12 0	.....	61 18 10	.....	.....	1,427 10 10
<b>GREAT WESTERN LINE:—</b>													
Penrith to Blackheath .....	23 Mar., 1863 ...	510 0 18½	9,433 15 0	1,242 0 0	10,675 15 0	4,578 10 6	914 9 3	4,509 4 4	.....	23 1 2	50 0 0	.....	4,482 5 6
<b>GREAT NORTHERN LINE:—</b>													
Singleton to Liddell .....	23 Nov., 1863 ...	193 3 26	1,511 0 0	71 10 0	1,582 10 0	891 10 0	.....	380 10 0	.....	15 10 0	.....	.....	396 0 0
<b>GENERAL SUMMARY.</b>													
GREAT SOUTHERN LINE .....	.....	675 1 19	5,348 16 6	1,220 10 0	6,569 6 6	3,505 2 9	.....	1,365 12 0	.....	61 18 10	.....	.....	1,427 10 10
GREAT WESTERN LINE .....	.....	510 0 18½	9,433 15 0	1,242 0 0	10,675 15 0	4,578 10 6	914 9 3	4,509 4 4	.....	23 1 2	50 0 0	.....	4,482 5 6
GREAT NORTHERN LINE .....	.....	193 3 26	1,511 0 0	71 10 0	1,582 10 0	891 10 0	.....	380 10 0	.....	15 10 0	.....	.....	396 0 0
Total .....	.....	1,378 1 18½	16,293 11 6	2,534 0 0	18,827 11 6	8,975 3 3	914 9 3	6,255 6 4	.....	100 10 0	50 0 0	.....	6,305 16 4

TABLE IV.

ABSTRACT of Indents for Rails shipped from England, for the Railways of New South Wales, to 31st December, 1864.

Reference to Return.		Date of Indent.*	English Agents.	Description of Rails.	Tonnage per Indent.	Rate per Ton.		Names of Contractors.								Remarks.		
No. of Indent	No. of Contract.					From	To	Cratwell & Co.	Ebbw Vale.	Losh, Wilson & Co.	Bolchow & Vaughan.	Anthony Hill.	Beale & Co.	Weardale Iron Company.	Earl of Dudley.			
						£	s.	d.	£	s.	d.	Tons.	Tons.	Tons.	Tons.	Tons.	Tons.	Tons.
LINES OPEN FOR TRAFFIC.																		
I	1	1853—Mar. 4	P. W. Flower & Co. ....	Barlow Rail, 75 lbs....	3,776	9	12	6	.....	2,000	.....	.....	.....	.....	.....	.....	.....	.....
"	2	" 4	" " .....	" " .....	.....	9	17	0	.....	1,776	.....	.....	.....	.....	.....	.....	.....	.....
II	3	Nov. 17	" " .....	Double-headed, 75 lbs..	1,000	8	5	0	.....	.....	1,000	.....	.....	.....	.....	.....	.....	.....
III	4	1855—Jan. 24	" " .....	" " .....	2,800	6	10	0	.....	.....	1,300	.....	.....	.....	.....	.....	.....	.....
"	5	" 24	" " .....	" " .....	.....	6	10	0	.....	.....	1,500	.....	.....	.....	.....	.....	.....	.....
IV	6	1856—May 19	" " .....	" " .....	1,000	8	0	0	.....	.....	1,000	.....	.....	.....	.....	.....	.....	.....
V	7	Aug. 7	" " .....	Single-headed, 75 lbs..	500	7	10	0	.....	.....	500	.....	.....	.....	.....	.....	.....	.....
VI	8	1857—Mar. 9	" " .....	Double-headed, 75 lbs..	1,590	7	10	0	.....	.....	1,590	.....	.....	.....	.....	.....	.....	.....
VII	9	1858—Sept. 10	Capt. Galton, and Lloyd, Beilby & Co.	" " ..	8,250	8	6	0	.....	.....	1,000	.....	.....	.....	.....	.....	.....	.....
"	10	" 10	" " .....	" " ..	.....	7	10	0	.....	.....	500	.....	.....	.....	.....	.....	.....	.....
"	11	" 10	" " .....	" " ..	.....	7	2	6	.....	.....	300	.....	.....	.....	.....	.....	.....	.....
"	12	" 10	" " .....	" " ..	.....	9	10	0	.....	.....	150	.....	.....	.....	.....	.....	.....	.....
"	13	" 10	" " .....	" " ..	.....	8	8	0	.....	.....	.....	1,000	.....	.....	.....	.....	.....	.....
"	14	" 10	" " .....	" " ..	.....	8	7	6	.....	.....	.....	.....	3,000	.....	.....	.....	.....	.....
"	15	" 10	" " .....	" " ..	.....	8	0	0	8 13 0	.....	.....	.....	.....	2,000	.....	.....	.....	.....
"	16	" 10	" " .....	" " ..	.....	7	15	0	.....	.....	.....	.....	.....	.....	150	.....	.....	.....
"	17	" 10	" " .....	" " ..	.....	9	17	0	.....	.....	.....	.....	.....	.....	150	.....	.....	.....
VIII	18	1860—Aug. 21	Capt. Galton, and Willis, Merry & Co.	" " ..	1,060	7	19	0	8 0 0	.....	.....	.....	.....	.....	1,060	.....	.....	.....
IX	19	1862—Apl. 17	" " .....	" " ..	413	8	16	0	9 2 6	.....	.....	.....	.....	.....	413	.....	.....	.....
X	20	May 19	" " .....	T Rails, 40 lbs. per yard	1,194	7	10	0	7 12 6	.....	.....	350	.....	.....	.....	.....	.....	.....
"	21	" 19	" " .....	" " ..	.....	7	5	0	.....	.....	.....	.....	.....	.....	.....	750	.....	.....
"	22	" 19	" " .....	" " ..	.....	9	0	0	.....	.....	.....	.....	.....	.....	.....	.....	.....	.....
XI	23	Sept. 17	Mr. Hamilton, and Willis, Merry & Co.	" 55 " ..	1,490	7	10	0	7 12 6	.....	.....	700	.....	.....	.....	.....	.....	.....
"	24	" 17	" " .....	" " ..	.....	6	18	9	7 5 0	.....	.....	.....	.....	.....	.....	800	.....	.....
WORKS IN PROGRESS.																		
XII†	25	1863—Mar. 20	Mr. Hamilton, and Willis, Merry & Co.	Double-headed, 75 lbs..	8,968	7	14	0	7 17 6	.....	.....	.....	.....	.....	4,468	.....	.....	.....
"	26	" 20	" " .....	" " ..	.....	7	15	0	.....	.....	.....	.....	.....	.....	.....	4,500	.....	.....

\* Each Indent for Rails shews also the contract price for the necessary amount of chairs, fish-plates, bolts and nuts, and keys; the names of the contractors, and the weight and price per ton of the materials.  
 † No. XII Indent is arranged in the Return not according to the contractors, but for the different lines of Railway.

APPENDIX.

110

TABLE IV.

## RETURN of Permanent Way Materials shipped from England, for the Railways of New South Wales.

Date of Invoice.	Name of Vessel.	Contractor.	Tonnage.	Price per Ton.	Price per 1,000.	Rails.	Chairs.	Fish Plates.	Bolts and Nuts.	Rivets.	Keys.	Freight and Primage.	English Charges.	Colonial Charges.	Total Cost.	Total Cost per Ton.	Total Cost per 1,000.	Date of Arrival.	
			T. cwt. qrs. lbs.	£ s. d.	£ s. d.	£ s. d.	£ s. d.	£ s. d.	£ s. d.	£ s. d.	£ s. d.	£ s. d.	£ s. d.	£ s. d.	£ s. d.	£ s. d.	£ s. d.		
LINES OPEN FOR TRAFFIC.																			
P. W. Flower and Co., English Agents. I Indent, 4th March, 1853. 3,776 tons Barlow Rail, 75 lbs. per yard. Contracts 1, 2.																			
1853—Dec.	19	Speedy and others	Cratwell and Co.	399 10 2 13	9 12 6	3,845 9 8						724 2 9	694 2 8		5,263 15 1	13 3 6			
"	19	"	"	7 5 0 23	15 0 0					108 18 1		10 17 5	20 8 3		140 3 9	19 6 8			
"	31	Balmoral	"	189 2 2 20	9 12 6	1,820 9 0						453 18 2	224 1 3		2,498 8 5	13 4 5			
"	31	"	"	2 9 0 12	15 0 0					36 16 7		6 1 8	4 10 10		47 9 1	19 7 4			
1854—Jan.	20	John Melhuish	"	129 4 0 23	9 12 6	1,243 12 11						370 9 0	443 16 11		2,057 18 10	15 18 6			
"	20	"	"	1 1 0 24	15 0 0					15 18 3		3 0 0	4 9 0		23 7 3	22 4 9			
Mar.	9	Racer and others	"	98 15 0 27	9 12 6	950 11 7						156 3 10	121 7 4		1,228 2 9	12 8 6			
"	9	"	"	1 16 3 17	15 0 0					27 18 6		3 13 6	3 12 8		34 19 8	18 18 4			
"	15	Ocean Wave	"	213 15 2 21	9 12 6	2,057 13 6						384 15 0	295 6 9		2,737 15 3	12 16 0			
"	21	Cornelius Houtman.	"	106 18 3 3	9 12 6	1,029 5 9						306 7 6	118 5 0		1,453 18 3	13 11 9			
"	21	Lancaster	"	124 18 3 27	9 12 6	1,202 12 9						361 8 3	65 8 1		1,629 9 1	13 0 9			
"	21	"	"	1 11 3 13	15 0 0					23 17 11		4 0 0	1 11 2		29 9 1	18 8 1			
April	18	Admiral Loutman	"	84 14 1 1	9 12 6	910 18 6						99 4 6	120 6 4		1,130 9 4	13 6 9			
"	18	"	"	55 14 0 24	9 12 6	548 15 0						172 4 0	76 15 9		797 14 9	14 6 5			
May	16	Columbia	"	166 6 2 26	9 17 0	1,638 6 7						574 12 3	221 18 8		2,434 17 6	14 12 9			
"	23	China	"	98 12 2 4	9 17 0	971 9 6						300 8 4	104 1 7		1,375 19 5	13 19 1			
"	23	"	"	3 16 0 3	15 0 0					57 0 5		9 3 11	4 12 2		70 16 6	18 12 9			
"	23	Investigator	"	297 5 1 3	9 12 6	2,861 3 3						598 17 11	242 13 6		3,702 14 8	12 9 1			
"	23	"	"	195 0 3 16	9 17 0	1,921 3 9						464 8 2	698 8 2		3,054 0 1	15 16 3			
June	6	Columbia and others	"	215 17 2 16	9 17 0	2,126 8 9						453 1 6	354 14 9		2,934 5 0	13 11 9			
"	15	Coromandel	"	2 17 2 4	15 0 0					43 3 0		6 6 0	7 5 9		56 14 9	19 17 10			
"	15	"	"	233 7 1 8	9 17 0	3,283 13 1						758 19 10	493 5 11		4,475 18 10	18 8 6			
July	15	William Stewart	"	108 5 0 24	9 17 0	1,066 7 5						399 2 7	125 19 5		1,591 9 5	14 14 0			
"	13	Sovereign of the Seas	"	5 19 3 12	15 0 0					89 17 10		20 2 5	11 8 11		123 9 2	20 11 6			
"	15	"	"	995 2 3 0	9 17 0	9,726 7 0						1,087 7 0	608 18 6		11,422 12 6	11 9 6			
Sept.	13	John Fielden	"	8 2 1 15	15 0 0					121 16 10		8 17 0	16 4 0		146 17 10	18 2 9			
"	13	"	"	3 9 2 16	15 0 0					52 3 4		3 17 0	3 7 6		59 7 10	16 19 4			
Nov.	9	Robertus Hendrius	"	9 12 1 20	15 0 0					144 6 5		10 10 11	8 7 2		163 4 6	17 0 0			
Dec.	20	General De Stairs	"																
Total				3,860 15 0 13		37,204 8 0				721 12 2		7,754 0 5	5,035 8 0		50,715 8 7				
II Indent, 17th November, 1853. 1,000 tons double-headed rails, 75 lbs. per yard. Contract 3.										Spikes.									
1854—June	14	Ellenborough	Ebbw Vale Company	272 5 3 4	8 5 0	2,246 7 9						662 8 6	251 13 1		3,160 9 4	11 12 2			
"	14	"	"	98 19 3 12	7 10 0		742 8 11					182 11 7	82 9 6		1,007 10 0	10 3 7			
"	6	"	"	81 14 3 17	8 5 0	674 7 11						107 4 8	92 11 5		874 4 0	10 13 10			
Sept.	16	Egypt	"	195 12 2 22	8 5 0	1,614 0 0						805 13 11	227 16 11		2,147 10 10	10 19 6			
"	16	"	"	44 14 1 7	7 10 0		335 7 4					105 12 10	15 9 10		456 10 0	10 4 2			
Nov.	3	Lord G. Bentinck	"	102 15 0 12	8 5 0	847 14 8						215 10 8	86 8 7		1,149 13 11	11 3 7			
"	3	"	"	15 5 3 0	10 10 0					252 5 0		32 2 0	19 5 6		303 12 6	19 17 6			
"	3	"	"	60 4 0 3	7 10 0							126 8 6	36 14 8		614 15 8	10 5 2			
1855—Jan.	19	Libertas	"	101 7 0 22	8 5 0	836 4 6						223 11 5	119 3 7		1,178 19 6	11 12 7			
Mar.	6	"	"	120 19 2 11	7 10 0	907 7 0						235 16 6	47 17 9		1,241 1 3	10 5 6			
April	17	Anglia	"	179 19 2 21	8 5 0	1,484 17 5						330 15 0	230 18 5		2,046 10 10	11 7 4			
May	28	Centurion	"	76 15 0 22	8 5 0	625 0 4						99 8 5	193 10 6		817 19 3	10 15 11			
Sept.	17	African	"	6 1 0 0	14 0 0					87 10 0		11 2 4	13 10 0		112 2 4	17 18 9			
"	25	Cressy	"	32 19 2 25	9 0 0					296 17 6		34 12 9	39 12 0		371 2 3	11 5 0			
"	25	"	"									18 13 8	8 12 1		91 3 0		8 13 8		
Aug.	13	Plantagenet	Ransome and Sims		5 15 0							63 17 3	1 6 0		32 2 2		7 14 9		
Sept.	28	Joshua	"		5 15 0							25 4 11	1 6 0		32 2 2		7 14 9		
Aug.	8	"	Ebbw Vale Company	5 17 0 14	14 0 0					81 18 0		12 17 3	4 8 6		61 12 5		8 8 11		
Oct.	17	Harkaway	"	16 4 1 10	24 0 0							6 2 10	20 17 4		108 18 2	18 11 11			
Nov.	9	Caduceus	"	22 6 0 27	9 0 0					200 6 2		17 0 7	45 9 8		451 14 5	27 17 3			
"	9	"	Ransome and Sims		5 15 0							40 19 11	19 5 2		260 11 3	11 13 4			
Total				1,433 2 2 5		8,328 12 7	2,436 15 9	497 3 8	389 4 2	421 13 0	167 14 2	2,332 19 2	1,559 2 10		16,633 5 4				

\* During the agency of P. W. Flower &amp; Co. the Colonial charges are included in the English charges, as no separate record was kept of the former.

TABLE IV.—RETURN of Permanent Way Materials—continued.

Date of Invoice.	Name of Vessel.	Contractor.	Tonnage.	Price per Ton.	Price per 1,000.	Rails.	Chairs.	Fish Plates.	Bolts and Nuts.	Spikes.	Keys.	Freight and Franchise.	English Charges.	Colonial Charges.	Total Cost.	Total Cost per Ton.	Total Cost per 1,000.	Date of Arrival.
			T. cwt. qrs. lbs.	£ s. d.	£ s. d.	£ s. d.	£ s. d.	£ s. d.	£ s. d.	£ s. d.	£ s. d.	£ s. d.	£ s. d.	£ s. d.	£ s. d.	£ s. d.	£ s. d.	
III Indent, 24th January, 1855. 1,300 tons double-headed rails, 75 lbs. per yard. Contract 4.																		
1855—June 14	Alliance	Ebbw Vale Company	150 8 0 17	6 10 0		977 13 0												
July 9	Maid of Judah and Cheworhee.	"	99 17 1 10	6 10 0		519 2 8						263 4 2	97 2 5		1,337 19 7	8 17 11		
" 17	"	"	20 1 0 0	5 15 6			117 15 10					86 2 6	29 7 7		634 12 9	7 19 6		
" 16	"	Ransome and Sims			5 15 0							27 7 8	22 12 11		167 16 5	8 7 4		
" 17	Calloe	Ebbw Vale Company	3 16 0 14	14 0 0							13 0 1	1 6 6	7 11 6		21 18 1		10 4 8	
Aug. 30	"	"	123 13 2 4	6 10 0		803 18 0				53 5 9		3 19 11	6 19 1		64 4 9	16 17 6		
July 13	African	"	60 5 2 17	5 17 6								149 17 11	102 11 5		1,056 7 4	8 10 10		
Aug. 15	"	"	10 4 1 8	14 0 0			354 3 2					55 14 0	86 10 10		496 8 0	8 4 8		
" 15	"	Ransome and Sims			5 15 0					143 0 6		10 5 0	26 17 0		180 2 6	17 12 6		
Sept. 25	"	Ebbw Vale Company	150 16 1 15	6 10 0		980 6 5						10 19 9	1 11 5		50 16 10		8 1 9	
" 14	Isabella	"	100 2 3 17	6 10 0		650 18 10						165 17 0	115 10 3		1,261 13 8	8 7 3		
" 17	"	"	25 12 0 8	9 0 0								110 7 0	91 5 11		852 11 9	8 10 3		
" 12	"	"	6 3 2 6	14 0 0				230 8 7				27 13 4	33 1 11		291 3 10	11 7 5		
July 30	Bitis	"	104 8 3 27	6 10 0		678 18 5						7 12 11	21 15 2		124 6 7	20 2 5		
Aug. 29	Bee	"	195 6 3 20	6 10 0		1,269 15 0						191 18 6	79 17 6		950 14 5	9 5 10		
" 4	Joshua	"	70 1 3 6	5 17 6								358 19 0	144 0 6		1,772 14 6	9 1 6		
Sept. 28	"	"	90 19 3 19	6 10 0		591 9 5	411 15 7					69 2 5	42 10 0		523 8 0	7 9 4		
" 25	Morayshire	"	102 2 1 5	6 10 0		663 14 11						99 18 7	57 4 7		748 12 7	8 4 6		
" 25	Cressy and Morayshire.	"	72 13 2 15	5 17 6			427 0 1					111 0 11	89 9 5		864 5 3	8 9 3		
" 12	Maitland	"	9 9 0 12	14 0 0								79 0 4	67 4 1		573 4 6	7 17 8		
Aug. 31	Harkaway	"	50 0 0 8	5 17 6						132 7 6		17 5 5	22 11 9		172 4 8	18 4 3		
" 31	"	Ransome and Sims			5 15 0		293 15 5					68 6 5	34 15 7		396 17 5	7 18 8		
Sept. 26	"	Ebbw Vale Company	11 4 3 20	24 0 0								4 4 8	2 9 9		39 12 3		7 8 8	
Oct. 11	"	"	5 8 2 0	14 0 0				269 19 2				11 16 1	24 0 11		805 16 2	27 3 9		
" 26	"	"	46 14 3 13	6 10 0						75 19 0		8 10 0	26 1 6		110 10 6	20 7 5		
Sept. 25	Caduceus	"	135 13 0 12	5 17 6		333 16 11						63 17 8	33 4 11		490 19 6	9 4 4		
" 29	"	Ransome and Sims					796 19 5					128 0 10	79 13 0		1,004 13 3	7 8 1		
Oct. 5	Palmyra	Ebbw Vale Company	97 7 1 9	6 10 0	5 15 0	632 17 8					54 14 7	15 12 4	3 16 4		74 3 3		8 7 0	
" 5	Ranger	"	70 12 0 26	6 10 0		458 19 6						153 7 7	77 3 7		868 8 10	8 17 4		
" 12	Oliver Cromwell	Ransome and Sims			5 15 0							123 11 4	54 17 6		637 8 4	9 0 6		
1856—Mar. 15	Prince Alfred	"			5 15 0							24 7 5	3 17 5		82 7 2			
" 15	"	"	31 11 3 11	9 0 0				284 6 11				58 7 7	15 6 8		81 8 5		9 5 2	
												58 16 0	24 19 3		368 2 2	11 18 0		8 9 7
		Total	1,838 16 2 6			8,561 10 9	2,401 9 6	514 15 6	269 19 2	499 11 3	251 8 1	2,523 9 10	1,517 9 2		16,539 13 8			
III Indent, 24th January, 1855. 1,500 tons double-headed rails, 75 lbs. per yard. Contract 5.																		
1855—Oct. 18	Mooltan	Ebbw Vale Company	51 10 0 0	6 10 0		334 15 0						53 11 0	61 3 10		449 9 10	8 14 6		
" 22	Oliver Cromwell	"	87 13 0 0	5 17 6			514 18 10					37 13 0	30 2 5		632 14 3	7 4 3		
" 22	"	"	13 9 2 12	14 0 0								13 9 0	35 19 0		238 2 6	17 13 3		
June 29	Plantagenet	"	40 7 0 22	5 17 6			237 2 3			188 14 6		52 19 2	14 7 0		304 8 5	7 10 10		
" 26	"	"	9 2 1 5	14 0 0								12 8 10	5 7 1		145 8 0	15 19 0		
Oct. 16	Speedy	"	11 3 2 26	14 0 0						127 12 1		12 2 5	37 12 3		206 6 11	18 8 10		
1856—April 25	"	"	99 4 3 26	6 10 0		657 18 7				156 12 3		109 7 10	107 19 7		875 6 0	8 16 4		
1855—Nov. 9	Caduceus	"	48 0 0 0	6 10 0		312 0 0						45 10 0	29 0 8		386 10 8	8 1 1		
" 9	"	"	5 13 1 19	14 0 0								5 17 2	16 8 8		101 13 5	17 18 7		
1856—Jan. 22	Omar Pasha	"	73 12 1 20	5 17 6						79 7 7		135 1 1	21 19 10		589 11 5	3 0 1		
" 22	Napoleon III.	Ransome and Sims			5 15 0		432 10 6					17 9 8	3 13 10		72 5 7		8 12 0	
Feb. 8	Rob Roy	Ebbw Vale Company										174 11 3	85 2 3		794 6 7	8 14 6		
" 8	Clyde	Ransome and Sims	91 0 0 4	5 17 6			534 12 8					18 8 10	3 12 3		79 0 5		7 6 9	
1855—Dec. 22	Primula	"			5 15 0							57 4 4	3 12 3		408 4 3		7 5 6	
" 22	"	Ebbw Vale Company	50 1 0 3	5 17 6			294 5 3					15 3 2	2 8 9		79 0 5			
" 17	"	"	4 11 0 1	9 0 0								91 17 6	22 1 6		408 4 3		8 3 0	
1856—Feb. 23	Sultana and others	"						40 19 1				9 3 9	2 16 6		52 19 4		11 12 9	
Jan. 10	Polonaise and others	"	538 1 1 14	6 10 0		3,497 8 3						976 15 3	520 17 1		4,995 0 3		9 5 5	
Mar. 4	Thomas Royden	"	510 2 1 13	6 10 0		3,315 15 4						808 5 0	517 2 10		4,636 3 2		9 1 10	
Feb. 9	"	"	91 0 0 24	5 17 6			534 18 9					167 4 3	86 9 0		788 7 0		8 13 3	
" 9	"	"	0 18 3 27	24 0 0					22 11 6			1 19 11	8 4 8		27 15 8		29 10 9	

TABLE IV.—RETURN of Permanent Way Materials—*continued.*

Date of Invoice.	Name of Vessel.	Contractor.	Tonnage.	Price per Ton.	Price per 1,000.	Rails.	Chairs.	Fish Plates.	Bolts and Nuts.	Spikes.	Keys.	Freight and Primage.	English Charges.	Colonial Charges.	Total Cost.	Total Cost per Ton.	Total Cost per 1,000.	Date of Arrival.
			T. cwt. qrs. lbs.	£ s. d.	£ s. d.	£ s. d.	£ s. d.	£ s. d.	£ s. d.	£ s. d.	£ s. d.	£ s. d.	£ s. d.	£ s. d.	£ s. d.	£ s. d.	£ s. d.	
III Indent, &c.— <i>continued.</i>																		
1856—Mar. 4	Thomas Royden	Ransome and Sims			5 15 0						45 4 0	12 6 5	6 9 6		68 19 11		8 12 1	
Feb. 25	"	Ebbw Vale Company	18 12 2 25	9 0 0				122 14 6				24 16 1	14 12 4		162 2 11		11 17 9	
Mar. 4	Prince Alfred	"	19 3 0 9	5 17 6			112 10 7					36 15 0	14 7 0		163 12 7		8 10 9	
April 10	Cornelia	"	92 14 3 10	6 10 0		602 16 5						146 3 0	80 3 10		829 3 3		8 18 10	
May 25	Robert Small	"	157 17 0 5	6 10 0		1,026 0 9						246 5 6	174 10 6		1,446 16 9		9 3 3	
Nov. 27	"	"	3 16 2 25	24 0 0					92 1 4			8 4 10	13 14 6		114 0 8		29 14 6	
Oct. 23	Bujapore	"	50 0 0 17	6 15 0			337 11 0					52 10 0	44 19 7		435 0 7		8 13 4	
Oct. 27	"	"	12 6 1 15	25 0 0					315 6 1			16 1 6	17 0 8		348 8 3		28 5 7	
Oct. 23	"	Ransome and Sims			5 15 0						35 0 4	3 9 4	5 11 6		44 1 2		7 13 1	
Dec. 19	Daphne	"			5 15 0						44 11 8	13 4 7	3 15 0		61 11 3		8 8 0	
" 19	"	Ebbw Vale Company	15 18 0 18	10 10 0				167 0 7				16 3 5	23 4 0		206 8 0		12 19 7	
		Total	2,091 0 3 14			9,746 14 4	2,998 4 10	330 14 2	429 18 11	552 6 5	271 14 9	3,379 12 9	2,005 17 5		19,715 3 7			
IV Indent, 19th May, 1856. Contract 6. 1,000 tons double-headed rails, 75 lbs. per yard.																		
1856—Sept. 18	Balacava	Ebbw Vale Company	100 3 1 15	8 0 0		801 7 0						105 0 0	112 0 8		1,018 7 8		10 3 3	
" 19	Matooka	"	285 4 3 5	8 0 0		2,281 18 3						411 16 3	250 15 6		2,944 10 0		10 6 5	
" 23	John and Lucy	"	115 6 2 21	8 0 0		922 13 6						166 9 10	102 19 3		1,192 2 7		10 6 8	
Oct. 23	Bujapore	"	99 8 3 17	8 0 0		795 11 2						107 1 2	98 13 8		1,001 6 0		10 1 3	
Oct. 11	Camperdown	"	89 0 0 5	6 15 0			600 15 3					116 16 3	28 2 9		745 14 3		8 7 6	
" 11	"	Ransome and Sims			5 15 0						64 2 11	18 4 6	3 0 2		85 7 7		8 1 10	
Oct. 31	Mary Anne	Ebbw Vale Company	72 5 3 20	8 0 0		578 7 5						94 10 0	75 9 3		748 6 8		10 7 0	
" 2	"	"	75 0 0 4	6 15 0			506 5 2					98 8 9	63 14 1		668 8 0		8 18 2	
Nov. 4	"	"	4 5 3 21	15 0 0						64 9 1		5 11 7	3 10 11		73 11 7		17 2 6	
Oct. 2	"	Ransome and Sims			5 15 0						50 11 6	4 16 0	6 14 3		62 1 9		7 9 5	
Nov. 4	"	Ebbw Vale Company	12 13 3 8	10 10 0				133 5 1				16 12 0	12 2 4		161 19 5		12 15 3	
" 1	Fitzjames	"	179 15 1 5	8 0 0		1,438 2 4						235 18 11	190 13 2		1,864 14 5		10 7 5	
" 13	"	"	30 0 0 4	6 15 0			202 10 2					39 7 6	27 2 9		269 0 5		8 19 4	
Oct. 27	"	"	50 0 0 2	6 15 0			337 10 1					65 12 6	45 1 0		448 3 7		8 19 3	
Nov. 14	"	"	6 0 1 21	10 10 0				62 4 7				7 17 6	5 19 0		76 1 1		12 12 6	
" 13	"	"	18 19 2 7	10 10 0				199 5 5				24 18 9	18 1 6		242 5 8		12 15 3	
" 12	"	Ransome and Sims			5 15 0						51 5 1	13 17 6	6 14 3		71 16 10		8 10 6	
Dec. 12	Shand	Ebbw Vale Company	41 14 1 9	8 0 0		333 14 7						54 15 11	60 6 4		448 16 10		10 15 2	
Dec. 17	Daphne	"	36 12 3 9	8 0 0		293 2 7						48 0 9	50 5 4		391 8 8		10 13 8	
" 14	"	"	42 2 0 16	6 15 0			284 4 6					55 5 2	45 7 0		384 16 8		9 2 9	
" 17	"	"	8 8 0 20	15 0 0						126 2 8		17 12 9	8 5 9		152 1 2		18 1 3	
" 5	Sarah Newman	"	70 1 2 14	8 0 0		560 13 0						91 18 10	30 5 5		682 17 3		9 14 11	
" 18	"	"	8 7 2 10	15 0 0						125 9 8		18 12 7	12 16 2		156 18 5		18 14 6	
1857—Jan. 12	Contest	"	8 0 3 26	15 0 0						120 14 9		10 10 0	10 14 0		141 18 9		17 12 8	
Feb. 16	Gannymede	"	2 8 2 18	15 0 0						36 9 11		5 13 5	3 12 4		45 15 8		18 16 4	
Feb. 16	Ravendale	"	6 15 0 0	24 0 0				162 0 0				7 19 5	11 15 2		181 14 7		26 18 6	
		Total	1,362 16 0 25			8,005 9 10	1,981 5 2	394 15 1	162 0 0	473 6 1	165 19 6	1,843 7 10	1,284 2 0		14,260 5 6			
V Indent, 7th August, 1856. 500 tons single-headed rails, 75 lbs. per yard. Contract 7.																		
1857—Jan. 21	Boanerges	Ebbw Vale Company	301 3 0 14	7 10 0		2,258 13 4						453 11 9	241 2 11		2,953 8 0		9 16 3	
Feb. 25	Contest	"	64 13 0 0	7 10 0		484 17 6						105 0 0	77 2 8		667 0 2		10 6 4	
Mar. 12	Ravendale	"	135 14 1 2	7 10 0		1,017 17 0						160 5 11	162 0 7		1,340 3 6		9 17 11	
Feb. 26	Tartar	"	8 15 0 0	12 10 0						109 7 6		11 3 2	16 2 9		136 13 5		15 12 4	
Aug. 5	Octavius	"	21 2 1 15	10 0 0				211 3 10				27 11 3	28 10 0		267 5 1		12 13 6	
Sept. 17	Star of Peace	"	4 19 0 0	24 0 0					118 16 0			6 0 0	10 0 0		134 16 0		27 4 6	
		Total	536 6 3 13			3,761 7 10		211 3 10	118 16 0	109 7 6		763 12 1	534 18 11		5,499 6 2			

TABLE IV.—RETURN of Permanent Way Materials—continued.

Date of Invoice.	Name of Vessel.	Contractor.	Tonnage.	Price per Ton.	Price per 1,000.	Rails.	Chairs.	Fish Plates.	Bolts and Nuts.	Spikes.	Keys.	Freight and Primage.	English Charges.	Colonial Charges.	Total Cost.	Total Cost per Ton.	Total Cost per 1,000.	Date of Arrival.	
			T. cwt. qrs. lbs.	£ s. d.	£ s. d.	£ s. d.	£ s. d.	£ s. d.	£ s. d.	£ s. d.	£ s. d.	£ s. d.	£ s. d.	£ s. d.	£ s. d.	£ s. d.	£ s. d.		
VI Indent, 9th March, 1857. Contract 8. 1,590 tons double-headed rails, 75 lbs. per yard.																			
1857—Feb. 24	Tartar	Ebbw Vale Company	7 17 3 2	10 0 0	.....	.....	.....	78 17 9	.....	.....	.....	10 19 2	10 17 2	.....	100 14 1	12 15 6	.....		
" 26	"	"	8 15 0 0	12 10 0	.....	.....	.....	.....	.....	109 7 6	.....	11 3 1	16 2 10	.....	136 13 15	15 12 4	.....		
Aug. 12	Oliver Van Noord	"	45 5 3 5	6 12 6	.....	.....	300 0 10	.....	.....	.....	.....	53 9 0	20 0 10	.....	373 10 8	8 4 11	.....		
July 10	Walter Hood	"	50 1 2 12	6 12 6	.....	.....	331 15 6	.....	.....	.....	.....	59 1 3	33 11 6	.....	424 8 3	8 9 6	.....		
" 10	"	Ransome and Sims...	.....	.....	5 15 0	.....	.....	.....	.....	.....	.....	18 13 0	7 0 0	.....	89 10 2	.....	8 11 3		
Aug. 21	Stebonheath	Ebbw Vale Company	62 2 2 23	6 12 6	.....	.....	451 8 0	.....	.....	.....	.....	80 6 6	33 5 9	.....	570 0 3	8 7 4	.....		
Sept. 12	"	"	190 0 0 14	7 10 0	.....	1,425 0 11	.....	.....	.....	.....	.....	224 8 9	209 12 11	.....	1,850 2 7	9 15 8	.....		
Oct. 25	"	"	16 5 1 21	10 0 0	.....	.....	.....	162 14 4	.....	.....	.....	18 10 10	10 6 7	.....	101 11 9	11 15 6	.....		
Aug. 1	Octavius	"	72 15 2 26	7 10 0	.....	545 17 11	.....	.....	.....	.....	.....	95 11 4	100 18 0	.....	742 7 3	10 3 11	.....		
" 20	Commonwealth	"	88 16 2 0	7 10 0	.....	651 3 9	.....	.....	.....	.....	.....	112 17 6	90 4 9	.....	860 6 0	9 18 3	.....		
" 20	Walter Hood	"	110 10 3 11	7 10 0	.....	829 1 3	.....	.....	.....	.....	.....	208 2 5	94 14 8	.....	1,126 18 4	10 3 10	.....		
Sept. 4	Redan	"	194 6 3 20	7 10 0	.....	1,457 12 0	.....	.....	.....	.....	.....	331 12 0	153 15 6	.....	1,942 19 6	9 18 3	.....		
" 5	General Wyndham	"	50 0 0 0	7 10 0	.....	375 0 0	.....	.....	.....	.....	.....	08 10 9	57 2 6	.....	500 13 3	10 5 3	.....		
July 28	"	"	2 4 0 0	24 0 0	.....	.....	.....	.....	52 16 0	.....	.....	2 13 6	3 11 4	.....	50 0 10	26 16 0	.....		
" 28	"	"	4 19 0 0	15 0 0	.....	.....	.....	.....	.....	74 5 0	.....	5 18 0	6 14 3	.....	88 17 3	17 10 9	.....		
Sept. 16	City of Benares	"	137 12 0 8	7 10 0	.....	1,032 0 8	.....	.....	.....	.....	.....	219 19 6	148 13 5	.....	1,400 13 7	10 3 8	.....		
Aug. 10	"	"	10 2 0 0	10 0 0	.....	.....	.....	101 0 0	.....	.....	.....	13 2 6	11 19 1	.....	126 1 7	12 9 8	.....		
" 10	"	"	8 10 3 8	15 0 0	.....	.....	.....	.....	.....	128 2 4	.....	11 3 0	11 18 3	.....	151 3 7	17 14 0	.....		
" 10	"	Ransome and Sims...	.....	.....	5 15 0	.....	.....	.....	.....	.....	63 2 10	18 13 0	8 1 0	.....	90 1 10	.....	9 9 5		
Sept. 22	T. A. Palmer	Ebbw Vale Company	247 2 1 20	7 10 0	.....	1,853 8 2	.....	.....	.....	.....	.....	407 1 3	272 7 1	.....	2,532 16 6	10 5 0	.....		
Aug. 31	"	"	50 0 0 5	6 12 6	.....	.....	331 5 11	.....	.....	.....	.....	59 1 3	13 18 6	.....	404 5 8	8 1 7	.....		
" 31	"	Ransome and Sims...	.....	.....	5 15 0	.....	.....	.....	.....	.....	51 3 3	16 13 4	8 16 10	.....	71 13 5	.....	8 10 5		
Oct. 8	Peter Maxwell	Ebbw Vale Company	100 0 1 21	7 10 0	.....	750 3 4	.....	.....	.....	.....	.....	178 13 2	75 15 3	.....	1,004 11 9	10 0 10	.....		
Aug. 6	Octavius	"	6 10 2 0	15 0 0	.....	.....	.....	.....	.....	97 17 6	.....	8 10 8	9 11 9	.....	115 19 11	17 15 6	.....		
Oct. 28	Cairngorm	"	412 13 1 2	7 10 0	.....	3,055 4 6	.....	.....	.....	.....	.....	54 12 0	453 15 5	.....	4,050 11 11	9 16 4	.....		
Sept. 17	"	"	50 3 1 19	6 12 6	.....	.....	332 7 9	.....	.....	.....	.....	59 1 3	35 5 9	.....	426 14 9	8 10 1	.....		
" 12	"	"	3 6 3 1	24 0 0	.....	.....	.....	.....	80 2 2	.....	.....	3 16 0	5 11 9	.....	89 9 11	26 16 3	.....		
" 12	"	"	13 17 3 13	15 0 0	.....	.....	.....	.....	.....	208 8 0	.....	16 10 9	12 14 0	.....	237 12 9	17 2 1	.....		
" 12	"	Ransome and Sims...	.....	.....	5 15 0	.....	.....	.....	.....	.....	.....	13 7 9	4 1 10	.....	54 15 10	.....	8 18 10		
" 30	Alarm	"	.....	.....	5 15 0	.....	.....	.....	.....	.....	.....	9 9 0	2 10 0	.....	49 15 8	.....	8 9 2		
" 25	"	Ebbw Vale Company	13 4 2 10	15 0 0	.....	.....	.....	.....	.....	198 8 9	.....	15 7 3	10 18 6	.....	224 14 6	16 17 9	.....		
" 30	"	"	3 0 0 14	24 0 0	.....	.....	.....	.....	72 3 0	.....	.....	3 11 3	3 7 6	.....	79 1 9	26 6 3	.....		
" 25	"	"	50 4 2 4	6 12 6	.....	.....	532 15 0	.....	.....	.....	.....	50 1 3	32 15 9	.....	424 12 0	8 9 0	.....		
Oct. 9	British Merchant	"	50 0 0 14	6 12 6	.....	.....	331 5 10	.....	.....	.....	.....	50 1 3	33 17 6	.....	424 4 7	8 9 9	.....		
" 9	"	"	24 9 1 15	10 0 0	.....	.....	.....	24 13 10	.....	.....	.....	28 7 0	18 7 6	.....	291 8 4	11 18 3	.....		
" 26	"	Ransome and Sims...	.....	.....	5 15 0	.....	.....	.....	.....	.....	43 16 10	15 10 9	6 18 6	.....	66 6 1	.....	9 9 5		
Sept. 17	Escort	Ebbw Vale Company	32 6 3 23	5 12 6	.....	.....	131 19 0	.....	.....	.....	.....	33 19 4	11 9 5	.....	227 7 9	7 0 6	.....		
" 17	"	"	2 1 2 0	10 0 0	.....	.....	.....	20 15 0	.....	.....	.....	2 3 6	0 17 9	.....	23 16 3	11 9 6	.....		
" 17	Omar Pascha	"	59 2 0 26	5 12 6	.....	.....	332 9 11	.....	.....	.....	.....	59 16 2	15 11 7	.....	407 17 8	6 18 0	.....		
" 17	Joshua	"	60 0 1 9	5 12 6	.....	.....	337 11 9	.....	.....	.....	.....	70 17 6	17 4 0	.....	425 13 3	7 1 10	.....		
" 17	Star of Peace	"	1 15 0 15	24 0 0	.....	.....	.....	.....	42 3 2	.....	.....	2 17 3	5 4 6	.....	50 4 11	28 11 8	.....		
" 22	"	"	4 0 0 7	15 0 0	.....	.....	.....	.....	.....	60 0 11	.....	5 5 0	8 10 0	.....	73 15 11	18 8 9	.....		
			2,248 6 0 4	.....	.....	11,974 12 6	3,262 19 6	608 0 11	247 4 4	876 10 0	289 18 0	3,229 19 0	2,004 1 0	.....	22,583 5 3	.....	.....		
Lloyd, Beilby and Co., Agents. VII Indent 10th September, 1858. 8,250 tons rails. 1,000 tons double-headed, 75 lbs. per yard. Contract 9.																			
1859—Feb. 5	Sebastopol and John Bright	Ebbw Vale Company	200 16 1 21	8 6 0	.....	1,066 15 1	.....	.....	.....	.....	.....	315 0 0	51 1 5	60 18 8	2,093 15 2	10 8 6	.....	14 & 19 Aug., 1859.	
Mar. 10	Bostonian and Centurion	"	229 2 0 25	8 6 0	.....	1,901 12 4	.....	.....	.....	.....	.....	324 14 9	41 17 3	51 11 0	2,319 15 4	10 2 6	.....	31 July, 1859.	
April 9	Earl of Shaftsbury and Jason	"	149 1 3 20	8 6 0	.....	1,237 9 11	.....	.....	.....	.....	.....	223 13 0	44 18 8	46 2 3	1,552 3 10	10 11 2	.....	14 Oct., "	
Mar. 11	Centurion and Bostonian	"	16 0 1 12	10 0 0	.....	.....	.....	160 3 9	.....	.....	.....	23 6 0	2 17 4	3 12 0	180 19 1	11 17 2	.....	31 July, "	
" 22	Sebastopol	Weston and Grice	2 11 2 13	16 15 0	.....	.....	.....	.....	43 4 7	.....	.....	8 0 0	2 10 6	1 1 6	92 6 0	10 3 1	.....	19 Aug., "	
" 22	Ferdinand Brum	"	2 4 2 27	16 15 0	.....	.....	.....	.....	37 9 5	.....	.....	.....	.....	.....	.....	.....	.....	.....	

TABLE IV.—RETURN of Permanent Way Materials—continued.

Date of Invoice.	Name of Vessel.	Contractor.	Tonnage.	Price per Ton.	Price per 1,000.	Rails.	Chairs.	Fish Plates.	Bolts and Nuts.	Spikes.	Keys.	Freight and Primage.	English Charges.	Colonial Charges.	Total Cost.	Total Cost per Ton.	Total Cost per 1,000.	Date of Arrival.	
			T. cwt. qrs. lbs.	£ s. d.	£ s. d.	£ s. d.	£ s. d.	£ s. d.	£ s. d.	£ s. d.	£ s. d.	£ s. d.	£ s. d.	£ s. d.	£ s. d.	£ s. d.	£ s. d.		
1859—Mar. 8	VII. Indent, &c.—continued. Sebastopol and Brum.	Weston and Grice	16 7 2 24	11 5 0	.....	.....	.....	.....	.....	184 16 10	.....	22 15 0	5 6 8	5 9 10	217 18 4	13 5 11	.....	19 Aug., 1859.	
" 25	"	Ransom and Sims	165 2 0 18	5 4 6	.....	.....	857 9 3	.....	.....	.....	.....	277 13 1	23 8 3	50 7 4	1,208 17 11	8 6 5	.....	" "	
" 25	"	"	.....	.....	5 10 0	.....	.....	.....	.....	.....	79 15 0	27 1 0	9 10 6	2 3 6	118 10 0	.....	8 3 5	" "	
May 5	Earl of Shaftsbury	Ebbw Vale Company	35 2 0 26	5 4 6	.....	.....	182 17 6	.....	.....	.....	.....	45 18 9	8 13 4	7 17 6	245 7 1	6 19 9	.....	14 Oct., "	
April 9	"	Weston and Grice	3 16 0 0	10 0 0	.....	.....	.....	38 0 0	.....	.....	.....	4 15 0	0 15 10	0 17 6	44 8 4	11 13 8	.....	" "	
" 6	"	"	5 14 2 11	16 15 0	.....	.....	.....	.....	95 19 6	.....	.....	17 17 0	3 7 0	1 12 10	118 6 4	20 13 0	.....	" "	
" 6	"	"	9 12 0 7	11 5 0	.....	.....	.....	.....	.....	108 0 9	.....	16 6 3	3 11 0	2 2 10	130 0 10	13 10 10	.....	" "	
May 5	"	Ransom and Sims	.....	.....	5 10 0	.....	.....	.....	.....	.....	49 10 0	10 15 0	8 8 6	0 14 9	69 8 3	.....	7 14 3	" "	
" 2	Blackwall	Ebbw Vale Company	80 12 1 11	8 6 0	.....	669 2 8	.....	.....	.....	.....	.....	138 10 0	22 15 0	17 13 4	843 1 0	10 6 11	.....	7 " "	
" 2	"	"	22 1 3 3	10 0 0	.....	.....	.....	220 18 2	.....	.....	.....	40 12 6	5 12 11	5 1 8	272 5 3	12 6 6	.....	" "	
Aug. 13	Aloe	"	114 19 1 0	8 6 0	.....	954 3 9	.....	.....	.....	.....	.....	196 12 11	46 2 3	35 11 8	1,232 10 7	10 14 5	.....	26 Jan., 1860.	
" 18	"	Ransom and Sims	100 7 2 13	5 2 0	.....	.....	511 18 10	.....	.....	.....	.....	170 12 6	24 0 11	22 6 6	728 18 9	7 5 2	.....	" "	
" 18	"	"	.....	.....	5 10 0	.....	.....	.....	.....	.....	44 0 0	7 1 9	6 15 4	0 13 6	58 10 7	.....	7 6 3	" "	
Sept. 22	Joseph Louisa	Ebbw Vale Company	80 14 3 6	8 6 0	.....	255 3 9	.....	.....	.....	.....	.....	60 10 4	12 5 3	7 10 2	335 9 6	10 18 3	.....	7 March, "	
Aug. 29	"	Ransom and Sims	51 6 2 3	5 2 0	.....	.....	261 15 4	.....	.....	.....	.....	94 6 3	12 1 8	8 13 4	376 16 7	7 6 10	.....	" "	
" 17	Daphne	Ebbw Vale Company	100 5 1 23	8 6 0	.....	832 5 2	.....	.....	.....	.....	.....	194 14 9	39 10 9	22 11 7	1,089 2 3	10 17 2	.....	16 Jan., "	
" 31	"	Weston and Grice	6 3 0 22	16 10 0	.....	.....	.....	.....	101 12 9	.....	.....	12 0 0	2 18 5	1 7 7	117 18 9	18 19 0	.....	" "	
" 31	"	"	8 16 3 17	11 5 0	.....	.....	.....	.....	.....	97 5 11	.....	17 2 9	2 10 0	1 19 6	118 18 2	13 8 9	.....	" "	
" 16	Castle Howard	"	95 15 1 19	8 6 0	.....	794 18 0	.....	.....	.....	.....	.....	175 19 8	38 3 9	29 9 5	1,088 10 10	10 16 10	.....	28 " "	
" 13	Jason	Ebbw Vale Company	1 19 1 2	10 0 0	.....	.....	.....	19 12 9	.....	.....	.....	3 19 5	0 12 4	0 7 10	24 12 4	12 10 9	.....	25 " "	
	Total		1,448 14 2 20	.....	.....	8,311 10 8	1,814 0 11	438 14 8	278 6 3	389 13 6	173 5 0	2,424 17 8	419 14 10	387 7 7	14,637 11 1	.....	.....		
	VII.—10.																		
	500 tons D.H. rails, 75 lbs.																		
Oct. 27	Flamingo	Ebbw Vale Company	100 4 0 4	7 10 0	.....	751 10 4	.....	.....	.....	.....	.....	184 2 4	36 0 6	25 0 8	996 13 10	9 18 11	.....	26 April, "	
Nov. 17	"	Ransom and Sims	77 11 3 8	5 2 0	.....	.....	385 14 3	.....	.....	.....	.....	141 9 9	17 8 9	12 18 8	567 11 5	7 6 4	.....	" "	
" 17	"	"	.....	.....	5 10 0	.....	.....	.....	.....	.....	.....	11 4 2	2 2 3	1 0 4	50 12 9	.....	8 8 9	" "	
" 17	"	Sandford and Owen	15 9 3 11	10 7 6	.....	.....	.....	.....	.....	179 11 0	.....	31 14 0	7 14 0	2 15 6	221 14 6	13 17 3	.....	" "	
" 8	General Wyndham	Ebbw Vale Company	50 8 1 17	7 10 0	.....	378 2 11	.....	.....	.....	.....	.....	105 16 10	22 13 1	12 11 4	519 4 2	10 5 11	.....	2 May, "	
" 8	"	Ransom and Sims	50 1 3 2	5 2 0	.....	.....	255 9 0	.....	.....	.....	.....	105 3 8	18 9 6	8 7 0	387 9 2	7 14 8	.....	" "	
" 8	"	Weston and Grice	43 16 3 7	9 0 0	.....	.....	.....	394 11 4	.....	.....	.....	92 1 2	27 3 0	7 6 0	321 1 6	11 17 8	.....	" "	
" 8	"	Sandford and Owen	2 11 3 11	14 17 6	.....	.....	.....	40 11 1	.....	.....	.....	5 15 3	1 17 4	0 10 0	48 13 8	18 15 7	.....	" "	
" 8	"	"	2 15 1 20	10 7 6	.....	.....	.....	.....	.....	31 2 11	.....	6 0 0	1 15 0	0 8 0	39 5 11	14 3 6	.....	" "	
" 8	Asia	Ebbw Vale Company	50 11 0 7	7 10 0	.....	379 3 0	.....	.....	.....	.....	.....	106 2 0	24 11 9	12 11 10	322 8 7	10 6 8	.....	26 April, "	
" 8	"	"	43 3 2 12	9 0 0	.....	.....	.....	388 12 6	.....	.....	.....	90 14 11	27 9 9	7 4 0	514 1 2	11 18 1	.....	" "	
Oct. 25	Fitzjames	"	300 13 0 27	7 7 6	.....	2,217 7 8	.....	.....	.....	.....	.....	614 12 6	175 14 2	74 16 8	3,082 11 0	10 5 0	.....	25 Feb., "	
	Total		737 7 3 14	.....	.....	3,726 3 11	651 3 3	783 3 10	40 11 1	210 13 11	36 6 0	1,494 16 7	362 19 1	165 10 0	7,471 7 8	.....	.....		
	VII.—11.																		
	300 tons D.H. rails, 75 lbs. per yard.																		
Nov. 23	Derrigo	Ebbw Vale Company	801 19 0 0	7 2 6	.....	2,151 8 5	.....	.....	.....	.....	.....	622 15 5	156 9 10	75 6 8	3,096 0 4	9 19 1	.....	20 April, "	
	VII.—12.																		
	150 tons D.H. rails, 75 lbs., steeled.																		
Dec. 3	Amie Buckle	Ebbw Vale Company	76 2 0 21	9 10 0	.....	723 0 9	.....	.....	.....	.....	.....	159 16 3	48 10 2	18 13 8	950 0 11	12 8 7	.....	15 June, "	
" 3	"	Ransom and Sims	63 0 1 25	5 2 0	.....	.....	321 7 6	.....	.....	.....	.....	132 7 2	22 19 10	10 10 0	487 4 6	7 14 7	.....	" "	
" 3	"	"	.....	.....	5 10 0	.....	.....	.....	.....	.....	.....	41 14 8	12 2 0	3 6 4	296 2 6	.....	7 9 11	" "	
" 9	George Marshall	Ebbw Vale Company	74 19 0 5	9 10 0	.....	712 0 5	.....	.....	.....	.....	.....	183 2 6	42 2 11	12 10 0	949 15 10	12 13 5	.....	20 May, "	
" 9	"	Ransom and Sims	89 0 0 3	5 2 0	.....	.....	408 0 2	.....	.....	.....	.....	190 3 0	16 2 6	13 6 8	627 12 4	7 16 10	.....	" "	
" 9	"	"	.....	.....	5 10 0	.....	.....	.....	.....	.....	.....	13 18 6	5 16 8	0 18 2	59 3 4	.....	8 9 0	" "	
	Total		294 1 2 6	.....	.....	1,435 1 2	729 7 8	.....	.....	.....	277 9 6	721 2 1	147 14 2	59 4 10	3,369 19 5	.....	.....		
	VII.—13.																		
	1,000 tons D.H. rails, 75 lbs.																		
Mar. 23	Bluc Jacket	Losh, Wilson & Bell	135 17 1 2	8 8 0	.....	1,141 5 1	.....	.....	.....	.....	.....	125 16 5	27 4 10	30 11 6	1,324 17 10	9 15 0	.....	28 Sept., 1859.	
" 31	Woolloomooloo	"	119 11 1 25	8 8 0	.....	1,004 8 4	.....	.....	.....	.....	.....	172 10 7	19 8 0	26 19 6	1,223 6 5	10 4 7	.....	15 Aug., "	
" 31	"	"	10 8 2 21	10 0 0	.....	.....	.....	109 11 2	.....	.....	.....	15 3 2	1 15 0	2 5 6	128 14 10	12 6 9	.....	" "	
April 19	Thomas Campbell	"	120 4 0 20	8 8 0	.....	1,009 15 1	.....	.....	.....	.....	.....	189 6 4	29 15 1	30 15 7	1,259 12 1	10 7 10	.....	5 Oct., "	
June 13	"	Ransome and Sims	76 18 1 27	5 4 6	.....	.....	401 18 8	.....	.....	.....	.....	120 7 5	26 12 11	17 5 6	566 4 6	7 7 3	.....	" "	
" 13	"	"	.....	.....	5 10 0	.....	.....	.....	.....	.....	.....	16 14 4	2 14 0	1 10 4	66 6 2	.....	8 1 6	" "	
April 25	Abyssinian	Losh, Wilson & Bell	136 12 0 1	8 8 0	.....	1,147 8 10	.....	.....	.....	.....	.....	187 5 9	24 5 9	41 4 10	1,400 5 2	10 5 0	.....	20 Sept., "	
" 25	"	"	5 2 3 13	10 6 0	.....	.....	.....	54 0 1	.....	.....	.....	6 17 4	1 12 6	1 0 0	63 9 11	12 6 10	.....	" "	
May 2	"	Weston and Grice	1 12 2 11	16 10 0	.....	.....	.....	.....	.....	27 6 0	.....	3 0 0	0 11 6	0 4 6	31 2 0	19 1 7	.....	" "	

11-2

APPENDIX.



TABLE IV.—RETURN of Permanent Way Materials—*continued.*

Date of Invoice.	Name of Vessel.	Contractor.	Tonnage.	Price per Ton.	Price per 1,000.	Rails.	Chairs.	Fish Plates.	Bolts and Nuts.	Spikes.	Keys.	Freight and Primage.	English Charges.	Colonial Charges.	Total Cost.	Total Cost per Ton.	Total Cost per 1,000.	Date of Arrival.
			T.cwts.qrs.lbs.	£ s. d.	£ s. d.	£ s. d.	£ s. d.	£ s. d.	£ s. d.	£ s. d.	£ s. d.	£ s. d.	£ s. d.	£ s. d.	£ s. d.	£ s. d.	£ s. d.	
VII.—13— <i>continued.</i>																		
1859—May	2	Abyssinian	Weston and Grice	12 2 3 7	11 5 0					139 19 1		17 5 9	4 11 9	1 1 9	162 18 4	13 8 4		20 Sept., 1859.
"	4	"	Ransome and Sims	91 2 1 15	5 4 6							182 2 0	15 5 5	19 5 9	642 15 2	7 1 0		"
"	2	Blackwall	Losh, Wilson, & Bell	37 5 3 13	8 8 0	313 5 4						9 18 2	1 7 0	0 8 2	60 1 4			"
"	2	"	"	12 14 3 0	10 6 0							44 10 0	10 8 0	8 16 10	377 0 2	10 2 3		7 "
"	2	British Merchant	"	141 14 0 9	8 8 0	1,190 6 3		138 14 9				22 3 3	3 3 1	2 15 4	161 16 5	12 14 0		"
"	2	"	"	1 1 2 23	10 6 0							241 17 9	42 8 10	35 9 0	510 1 10	10 13 1		24 Oct., "
"	2	"	"	18 11 3 15	11 0 0			11 8 0				1 14 10	0 4 6	0 4 11	13 12 3	12 10 10		"
June	13	"	Weston and Grice	13 3 0 9	16 15 0				219 16 0			22 5 0	5 10 5	2 18 3	250 9 8	19 0 10		"
"	13	"	"	18 11 3 15	11 0 0					208 8 0		32 10 0	5 8 6	4 5 8	250 12 2	13 11 8		"
"	8	Quito	Losh, Wilson, & Bell	109 15 3 13	8 8 0	922 6 0						187 6 1	30 11 3	33 15 9	1,173 19 1	10 13 10		26 Nov., "
"	8	"	"	6 10 3 26	10 6 0			68 15 3				11 14 0	2 12 6	1 17 0	84 18 9	12 19 3		"
"	1	Granite City	"	100 0 1 4	8 8 0	840 2 5						183 0 6	37 5 6	30 16 8	1,091 5 1	10 18 2		1 Dec., "
"	1	"	"	4 16 3 9	10 6 0			50 16 9				9 12 9	1 9 10	1 10 0	63 9 4	13 2 2		"
"	1	Victoria Regia	"	100 11 1 9	8 8 0	844 15 3						248 13 8	27 12 0	34 17 2	1,155 18 1	11 2 8		6 Feb., 1860.
July	9	"	Weston and Grice	6 4 1 22	16 10 0				99 11 2			14 0 0	2 13 10	2 3 4	118 8 4	19 0 7		"
"	9	"	"	2 11 1 17	11 0 0					28 5 5		6 0 0	1 5 2	0 11 8	96 2 3	14 1 0		"
		Total		1,265 2 1 13		8,418 12 7	878 0 8	428 6 0	346 18 2	376 12 6	98 15 6	2,021 15 1	325 17 2	332 14 6	13,217 7 2			
VII.—14.																		
3,000 tons D.H. rails, 75 lbs.																		
June	9	Damascus	Bolckow & Vaughan	147 15 0 15	8 7 6	1,237 9 3						200 18 0	51 14 7	45 13 7	1,535 15 5	10 7 10		20 Sept., 1859.
"	13	"	Weston and Grice	2 17 1 18	16 15 0				48 1 7			4 5 6	0 13 10	0 13 4	58 14 3	18 14 2		"
"	13	"	"	29 14 0 18	11 5 0					334 4 4		42 15 0	9 6 6	6 13 2	392 19 0	13 4 6		"
"	13	"	Ransome and Sims	92 13 3 25	5 4 6			484 7 0				130 0 0	15 9 6	20 16 8	650 13 2	7 0 4		"
"	13	"	"									14 12 6	1 10 0	1 9 3	53 17 9		8 19 7	"
Jan.	15	British Merchant	Bolckow & Vaughan	92 0 0 12	8 7 6	770 11 6						156 19 6	21 15 0	17 3 0	966 9 0	10 10 0		24 Oct., "
"	11	Coleroon	"	200 1 3 4	8 7 6	1,675 14 11						368 13 4	49 0 6	45 0 5	2,138 9 2	10 13 9		30 Dec., "
July	11	Victoria Regia	"	88 2 2 0	8 7 6	738 0 11						165 15 10	18 8 0	23 4 11	945 9 8	11 2 8		6 Feb., 1860.
Aug.	15	North Wind	"	125 12 2 0	8 7 6	1,052 2 2						244 7 3	30 18 0	38 12 10	1,868 0 3	10 17 5		20 Jan., "
"	29	"	Sandford and Owen	45 6 3 26	8 10 0			385 9 4				115 0 8	25 5 0	10 4 0	585 19 0	11 16 4		"
"	29	"	Weston and Grice	5 8 0 16	16 10 0				89 4 4			11 6 8	3 2 10	1 4 1	104 17 11	19 7 11		"
"	29	"	"	15 9 2 8	11 0 0							32 11 0	12 11 3	3 9 4	218 16 10	14 2 9		"
"	29	"	Ransome and Sims	45 12 3 24	5 2 0							95 7 4	14 6 1	10 5 0	352 14 6	7 14 6		"
"	29	"	"									18 18 0	2 14 9	0 16 5	70 17 2		8 17 1	"
"	13	Jason	Bolckow & Vaughan	47 18 3 24	8 7 6	401 11 1						88 2 0	15 2 6	14 19 6	519 15 1	10 17 11		16 "
Sept.	7	Walter Hood	"	152 9 2 6	8 7 6	1,277 0 0						280 3 5	37 13 10	46 19 10	1,641 17 1	10 15 4		17 "
"	10	"	Sandford and Owen	13 19 0 0	10 7 6							25 12 9	17 17 0		192 10 9	13 15 11		"
July	5	Noach	Bolckow & Vaughan	583 3 0 19	8 7 6	4,883 19 1						1,607 6 4	239 7 3		6,730 12 8	11 10 10		30 Dec., 1859.
Aug.	29	Emilie	"	27 1 0 8	8 7 6	226 11 6						74 11 4	14 9 8		315 12 6	11 13 4		17 Feb., 1860.
Sept.	10	"	Ransome and Sims	374 1 2 22	5 2 0			1,907 16 7				1,031 17 0	105 0 0		3,044 13 7	8 2 9		"
"	10	"	"									42 6 8	5 0 0		138 1 8		9 4 1	"
"	1	Princess Amalia	Bolckow & Vaughan	649 17 3 2	8 7 6	5,442 16 3						1,791 5 1	247 17 0		7,481 18 4	11 10 3		3 "
"	14	Schoonderloo	"	345 4 0 2	8 7 6	2,891 1 2						951 9 2	147 5 0		3,989 15 4	11 11 1		30 Mar., "
"	24	Amazone	"	260 5 0 0	8 7 6	2,179 13 11						717 0 10	129 12 8		3,026 7 5	11 12 6		25 May, "
"	24	Vrede	"	281 1 1 24	8 7 6	2,354 0 5						778 0 7	150 12 0		3,277 13 0	11 13 2		15 Dec., 1859.
		Total		3,625 16 3 21		25,130 12 2	2,624 19 8	385 9 4	137 5 11	649 4 3	175 9 0	8,984 5 9	1,366 12 9	291 11 8	39,745 10 6			
VII.—15.																		
2,000 tons D.H. rails, 75 lbs.																		
July	11	Colonsay	Anthony Hill	151 18 2 21	8 13 0	1,814 4 8						270 3 6	39 2 10	46 17 1	1,679 8 1	11 1 0		30 Dec., "
"	21	Aetos	"	200 17 2 0	8 13 0	1,737 11 5						342 14 0	78 9 3	61 17 2	2,218 11 10	11 0 10		"
Aug.	15	Midway	"	51 4 2 21	8 13 0	448 3 6						90 1 7	16 16 6	12 15 10	562 17 5	10 19 8		18 March, 1860.
"	25	"	Sandford and Owen	41 10 0 0	8 10 0			352 15 8				83 5 1	22 17 5	6 18 4	465 16 6	11 4 6		"
Sept.	10	"	Weston and Grice	3 12 0 22	16 10 0							5 12 4	3 4 4	0 11 8	68 19 6	19 2 1		"
"	10	"	"	16 7 1 18	11 0 0							28 2 2	9 0 6	2 14 10	219 19 0	13 8 8		"
"	7	Alfred	A. Hill	300 8 2 14	8 10 0	2,558 13 0				180 1 6		619 12 10	111 19 11	91 7 2	3,376 12 11	11 4 9		6 Jan., "
"	13	Star of Peace	"	100 9 1 0	8 13 0	869 0 0						210 8 10	25 2 0	25 0 0	1,129 10 10	11 4 10		27 "
"	27	"	Sandford and Owen	6 2 1 5	10 7 6							13 6 8	5 11 4	1 2 3	88 17 5	14 10 8		"
Oct.	24	Catteaux Wattell	A. Hill	100 11 1 14	8 13 0	869 18 4						201 1 5	24 13 1	25 6 4	1,120 10 2	11 2 11		17 March, "
"	31	"	Weston and Grice	50 5 3 17	9 0 0			452 13 2				97 15 10	17 16 0	8 7 6	576 12 6	11 9 8		"
"	31	"	Sandford and Owen	1 14 3 8	14 17 6							3 18 5	1 4 2	0 5 6	32 14 1	18 15 9		"
"	31	"	"	5 8 2 7	10 7 6							11 9 2	2 18 2	0 18 0	75 19 8	18 19 11		"
Aug.	15	Light of the Age	A. Hill	101 16 1 7	8 13 0	880 14 2				60 14 4		187 1 0	25 18 0	22 18 3	1,116 12 2	10 19 0		30 Dec., 1859.
"	15	Lloyds	Sandford and Owen	5 11 3 19	14 17 6							12 3 0	3 4 0	0 18 8	104 5 2	18 13 7		"
"	15	"	"	4 11 0 5	10 7 6							0 3 3	2 6 0	0 15 2	63 13 0	13 19 7		"
"	15	"	Ransome and Sims	125 5 2 1	5 2 0							268 1 7	42 11 2	20 17 8	965 8 6	7 14 1		"
"	15	Echo	A. Hill	101 1 2 21	8 13 0	874 7 7						212 7 0	36 12 0	25 5 4	1,148 11 11	11 7 3		22 June, 1860.

TABLE IV.—RETURN of Permanent Way Materials—*continued.*

Date of Invoice.	Name of Vessel.	Contractor.	Tonnage.	Price per Ton.	Price per 1,000.	Rails.	Chairs.	Fish Plates.	Bolts and Nuts.	Spikes.	Keys.	Freight and Primage.	English Charges.	Colonial Charges.	Total Cost.	Total Cost per Ton.	Total Cost per 1,000.	Date of Arrival.	
			T. cwt. qrs. lbs.	£ s. d.	£ s. d.	£ s. d.	£ s. d.	£ s. d.	£ s. d.	£ s. d.	£ s. d.	£ s. d.	£ s. d.	£ s. d.	£ s. d.	£ s. d.	£ s. d.		
VII.—15.— <i>continued.</i>																			
1859—Nov. 30	Transatlantic	A. Hill	100 13 1 14	8 13 0	.....	872 18 11	.....	.....	.....	.....	.....	211 18 1	35 2 8	25 4 4	1,145 4 0	11 6 11	.....	6 May, 1860.	
" 30	"	Ransome and Sims	77 4 3 9	5 2 0	.....	.....	393 18 7	.....	.....	.....	.....	162 4 6	24 16 5	12 17 6	593 17 0	7 13 9	.....	" "	
Dec. 17	Redan	A. Hill	50 12 1 21	8 13 0	5 10 0	437 17 6	.....	.....	.....	.....	42 7 0	18 18 0	2 7 6	1 6 8	64 19 2	.....	9 5 7	" "	
" 17	"	Ransome and Sims	85 4 1 23	5 2 0	.....	.....	434 12 8	.....	.....	.....	.....	118 14 10	15 18 6	12 12 0	585 2 10	11 1 2	.....	3 Aug., "	
" 17	"	Sandford and Owen	2 10 2 9	14 17 6	.....	.....	.....	.....	.....	.....	.....	6 13 2	2 6 0	0 8 6	49 4 0	19 19 1	.....	" "	
" 17	"	"	6 8 2 7	10 7 6	.....	.....	.....	39 16 4	.....	.....	.....	15 6 0	4 4 0	1 1 4	92 17 2	14 8 10	.....	" "	
" 17	Hannah Moore	A. Hill	152 5 2 0	8 10 0	.....	1,294 6 9	.....	.....	.....	72 5 10	.....	335 0 1	71 5 1	37 18 4	1,738 10 3	11 8 4	.....	6 May, "	
" 30	Stadgonda	"	50 12 0 14	8 13 0	.....	437 14 11	.....	.....	.....	.....	.....	682 4 8	200 14 5	.....	2,396 0 6	11 14 0	.....	5 Aug., "	
" 30	"	"	196 18 1 7	8 0 0	.....	1,575 6 6	.....	.....	.....	.....	.....	.....	.....	.....	.....	.....	.....	.....	" "
" 30	"	"	211 15 1 15	8 0 0	.....	1,694 3 1	.....	.....	.....	.....	.....	.....	.....	.....	.....	.....	.....	.....	" "
July 11	Frytze Penna	Ransome and Sims	344 1 1 23	5 4 6	.....	.....	1,778 15 7	.....	.....	.....	.....	948 3 10	107 17 4	.....	2,834 26 9	8 4 9	.....	21 Feb., "	
" 11	"	"	.....	.....	5 10 0	.....	.....	.....	.....	.....	242 0 0	104 18 0	14 19 0	.....	361 17 0	.....	9 0 11	" "	
" 11	Jacoba Christina	"	.....	.....	5 10 0	.....	.....	.....	.....	.....	284 7 0	138 15 9	15 17 0	.....	438 19 9	.....	9 6 9	5 May, "	
" 11	"	"	200 2 0 23	5 2 0	.....	.....	1,020 11 4	.....	.....	.....	.....	827 3 9	83 16 11	.....	1,931 12 0	9 13 0	.....	" "	
" 11	Pantaloan	"	100 0 0 0	5 2 0	.....	.....	510 0 0	.....	.....	.....	.....	275 12 6	31 8 10	.....	817 1 4	8 3 4	.....	19 "	
May 5	Parsee	"	55 0 2 0	5 4 6	.....	.....	287 8 6	.....	.....	.....	.....	86 13 4	9 19 9	12 7 6	896 9 1	7 4 1	.....	14 Sept., 1859.	
Mar. 18	Princess Amelia, and Madura.	"	168 2 3 8	5 4 6	.....	.....	378 10 9	.....	.....	.....	.....	292 4 2	37 5 11	37 11 5	1,245 12 3	7 8 1	.....	6 " & 3 Oct., "	
" 18	"	"	.....	.....	5 10 0	.....	.....	.....	.....	.....	108 18 0	44 19 3	2 13 6	3 15 5	160 6 2	.....	8 18 1	" "	
Aug. 1	Wave of Life	"	77 14 1 4	5 2 0	.....	.....	396 6 10	.....	.....	.....	.....	141 0 10	14 1 10	17 6 0	568 15 6	7 6 4	.....	30 Nov., "	
" 1	"	Weston and Grice	2 19 1 24	16 10 0	.....	.....	.....	.....	.....	.....	.....	6 3 6	2 13 0	0 12 9	57 10 5	19 6 9	.....	" "	
" 1	"	Ransome and Sims	.....	.....	5 10 0	.....	.....	.....	.....	.....	36 6 0	10 1 3	1 5 0	1 7 0	48 19 3	.....	8 3 2	" "	
Nov. 7	"	Weston and Grice	12 19 3 23	11 0 0	.....	.....	.....	.....	.....	142 19 6	.....	32 1 0	5 14 9	2 16 0	188 11 3	14 2 5	.....	" "	
Aug. 18	Oliver Cromwell	Ransome and Sims	80 4 0 1	5 2 0	.....	.....	409 0 6	.....	.....	.....	.....	168 8 5	18 18 6	13 7 4	609 14 9	7 12 0	.....	19 Mar., 1860.	
" 18	Queen of England	Sandford and Owen	50 1 3 14	8 10 0	.....	.....	.....	425 15 11	.....	.....	.....	78 15 0	12 15 10	8 6 8	525 13 5	10 9 9	.....	22 "	
" 18	Phenician	Ransome and Sims	90 3 3 15	5 2 0	.....	.....	459 10 10	.....	.....	.....	.....	189 8 2	32 2 2	15 0 8	696 10 10	7 14 5	.....	13 April, "	
" 18	"	Sandford and Owen	15 6 0 0	14 17 6	.....	.....	.....	.....	239 11 9	.....	.....	32 3 7	8 10 0	2 12 0	282 17 4	18 9 9	.....	" "	
" 18	"	"	11 15 2 17	10 7 6	.....	.....	.....	.....	.....	132 16 11	.....	25 16 8	5 3 6	2 2 8	165 19 9	14 1 9	.....	" "	
" 18	Hollingside	Ransome and Sims	50 4 0 21	5 2 0	.....	.....	256 1 4	.....	.....	.....	.....	105 8 6	13 0 5	8 7 4	382 17 7	7 12 6	.....	11 May, "	
" 18	Anne	"	59 2 2 3	5 2 0	.....	.....	255 13 1	.....	.....	.....	.....	111 16 10	13 3 10	8 7 2	389 0 11	7 15 2	.....	30 "	
Total			3,612 7 0 24	.....	.....	15,855 0 4	7,719 17 1	1,221 4 9	502 5 11	709 3 5	713 18 0	3,626 2 9	1,383 15 4	594 9 11	37,335 17 6	.....	.....	.....	
VII.—16.																			
150 tons D.H. rails, 75 lbs.																			
Dec. 30	Hannah Moore	Beale and Co.	149 12 1 13	7 15 0	.....	1,159 10 10	.....	.....	.....	.....	.....	329 3 4	145 1 2	37 9 8	1,671 5 0	11 3 4	.....	6 May, 1860.	
" 30	King Lear	Ransome and Sims	95 4 0 12	5 2 0	.....	.....	485 10 11	.....	.....	.....	.....	199 18 7	23 19 3	15 16 8	725 5 5	7 12 4	.....	9 "	
Sept. 30	Eliza Stewart	Weston and Grice	3 10 1 21	16 10 0	.....	.....	.....	.....	58 2 2	.....	.....	6 16 0	3 10 0	0 12 8	69 0 10	19 14 1	.....	25 June, "	
" 30	"	"	4 15 3 2	11 0 0	.....	.....	.....	.....	.....	.....	.....	52 13 5	.....	.....	.....	.....	.....	" "	
" 30	"	Sandford and Owen	5 5 2 11	10 7 6	.....	.....	.....	.....	.....	.....	.....	20 8 2	7 13 8	1 13 4	141 12 1	14 1 3	.....	" "	
" 30	Ardmillan	"	2 17 0 26	14 17 6	.....	.....	.....	.....	44 19 4	.....	.....	8 0 0	2 0 6	0 11 0	55 10 10	19 8 2	.....	3 Aug., "	
" 30	"	"	7 14 0 25	10 7 6	.....	.....	.....	.....	.....	86 16 0	.....	16 13 9	4 7 0	1 3 10	109 0 7	14 3 8	.....	" "	
Total			270 19 2 26	.....	.....	1,159 10 10	485 10 11	.....	103 1 6	198 12 11	.....	580 19 10	186 11 7	57 7 2	2,771 14 9	.....	.....	.....	
VII.—17.																			
150 tons D.H. steeled rails, 75 lbs.																			
1860—April 20	Stormaway	Beale and Co.	194 13 3 12	9 17 0	.....	1,474 9 6	.....	.....	.....	.....	.....	319 7 2	74 17 6	37 7 4	1,006 1 6	12 14 8	.....	19 Aug., 1860.	
Willis, Merry, and Co., Agents.																			
Indent of 13th June, 1860, for Pitt-street Tramway.																			
1861—Mar. 20	Marcianus	G. F. Train	158 11 3 14	7 5 0	.....	1,147 16 1	.....	.....	.....	.....	.....	.....	.....	.....	.....	.....	.....	.....	.....
" 20	"	"	2 7 1 0	13 0 0	.....	.....	28 8 0	.....	.....	.....	.....	.....	.....	.....	.....	.....	.....	.....	.....
" 20	"	"	1 11 1 16	15 5 0	.....	.....	.....	.....	.....	.....	.....	.....	.....	.....	.....	.....	.....	.....	.....
" 20	"	"	.....	.....	.....	.....	.....	.....	.....	.....	.....	.....	.....	.....	.....	.....	.....	.....	.....
" 20	"	"	0 19 3 0	25 0 0	.....	.....	.....	.....	.....	.....	.....	.....	.....	.....	.....	.....	.....	.....	.....
" 20	"	"	2 0 2 26	20 0 0	.....	.....	.....	.....	.....	40 14 8	.....	341 8 11	154 17 3	38 12 6	1,826 12 1	.....	.....	26 July, 1861.	
Total			165 11 0 0	.....	.....	1,147 16 1	28 8 0	48 0 11	24 13 9	40 14 8	.....	341 8 11	754 17 3	38 12 6	1,826 12 1	.....	.....	.....	

TABLE IV.—RETURN of Permanent Way Materials—continued.

Date of Invoice.	Name of Vessel.	Contractor.	Tonnage.	Price per ton.	Price per 1,000.	Rails.	Chairs.	Fish Plates.	Bolts and Nuts.	Spikes.	Keys.	Freight and Primage.	English Charges.	Colonial Charges.	Total Cost.	Total Cost per Ton.	Total Cost per 1,000.	Date of Arrival.	
			T. cwt. qrs. lbs.	£ s. d.	£ s. d.	£ s. d.	£ s. s.	£ s. d.	£ s. d.	£ s. d.	£ s. d.	£ s. d.	£ s. d.	£ s. d.	£ s. d.	£ s. d.	£ s. d.		
Willis, Merry, & Co., Agents. VIII. Indent, 21st August, 1860. 1,060 tons D.H. rails, 75 lbs. Contract 18.																			
1861—Feb. 19	Morning Star	S. Beale and Co.	140 14 2 2	8 0 0	.....	1,125 16 2	.....	.....	.....	.....	.....	240 2 4	46 1 2	10 5 11	1,422 5 7	10 2 1	.....	21 June, 1861.	
Jan. 29	.....	Ransome and Sims	60 3 0 2	4 12 6	.....	.....	.....	.....	.....	.....	.....	102 12 3	16 16 1	5 0 3	402 13 0	6 13 10	.....	" "	
Feb. 19	Resolute	Beale and Co.	101 18 3 0	8 0 0	5 10 0	815 10 0	.....	.....	.....	.....	225 15 0	95 8 9	8 8 5	4 4 10	339 17 0	.....	9 10 8	" "	
Jan. 21	.....	Ransome and Sims	50 0 2 11	4 12 6	.....	.....	.....	.....	.....	.....	.....	173 18 6	33 9 4	8 9 10	1,031 7 8	10 2 4	.....	5 July, "	
Feb. 19	John Masterman	Beale and Co.	60 0 1 0	8 0 0	.....	480 2 0	.....	.....	.....	.....	.....	85 7 4	10 17 6	4 3 4	331 15 11	6 12 7	.....	" "	
" 12	.....	Ransome and Sims	92 12 0 27	4 12 6	.....	.....	.....	.....	.....	.....	.....	94 10 5	23 7 9	14 0 0	672 0 2	6 10 3	.....	2 Aug., "	
" 21	Nagasaki	Beale and Co.	201 7 0 0	7 19 0	.....	1,600 14 8	.....	.....	.....	.....	.....	145 17 3	23 16 5	5 11 4	608 11 8	6 10 4	.....	" "	
Mar. 12	Bard of Avon	.....	175 14 1 20	7 19 0	.....	1,396 19 8	.....	.....	.....	.....	.....	442 19 5	73 12 1	.....	2,117 6 2	10 10 3	.....	28 July, "	
" 12	Chevaieer	.....	176 2 0 0	7 19 0	.....	1,399 19 11	.....	.....	.....	.....	.....	362 7 7	56 14 9	41 0 1	1,887 2 1	10 14 9	.....	31 July, "	
" 12	Strathdon	.....	195 13 1 13	8 0 0	.....	1,565 6 11	.....	.....	.....	.....	.....	363 4 2	86 15 4	41 1 4	1,891 0 9	10 14 8	.....	1 Aug., "	
" 12	.....	.....	43 17 2 9	8 0 0	.....	.....	.....	.....	.....	.....	.....	393 17 6	61 10 0	16 5 0	1,976 19 5	10 2 0	.....	4 July, "	
Feb. 1	Marquis of Argyle	Ransome and Sims	16 12 3 7	8 0 0	.....	133 2 6	.....	.....	.....	.....	.....	78 5 3	18 4 0	3 11 0	467 0 11	10 3 7	.....	" "	
1860—Dec. 22	Rifeman	.....	67 0 0 15	4 12 6	.....	.....	.....	.....	.....	.....	.....	28 7 11	6 2 1	.....	167 12 6	10 1 5	.....	25 Aug., "	
" 22	Nimrod	Weston and Grice	49 18 2 12	4 12 6	.....	.....	.....	.....	.....	.....	.....	114 6 8	14 10 0	10 1 0	448 15 9	6 14 0	.....	21 June, "	
" 23	Cyclone	.....	30 7 3 11	4 12 6	.....	.....	.....	.....	.....	.....	.....	85 3 10	15 11 7	11 13 1	343 7 0	6 17 6	.....	29 May, "	
1861—Mar. 23	Neville	.....	30 2 1 24	10 10 0	.....	.....	.....	.....	.....	.....	.....	55 16 10	6 13 2	7 1 11	210 3 3	6 18 3	.....	4 May, "	
" 23	.....	.....	11 2 1 26	15 17 6	.....	.....	.....	.....	.....	.....	.....	63 0 0	13 9 2	2 10 0	395 5 1	13 2 6	.....	4 Aug., "	
		Total	1,503 8 0 11	.....	.....	8,517 11 10	1,619 6 4	367 0 8	176 11 10	316 5 11	224 15 0	2,889 1 0	553 9 9	183 17 3	14,850 13 7	.....	.....	" "	
IX. Indent, 17 April, 1862. 413 tons steeled rails, D.H., 75 lbs. Contract 19.																			
1862—Aug. 13	Thames	Beale and Co.	102 3 1 0	9 2 6	.....	932 4 8	.....	.....	.....	.....	.....	150 17 9	46 16 3	.....	1,139 18 8	11 3 1	.....	28 Dec., 1862.	
" 18	.....	.....	5 4 3 0	8 2 6	.....	.....	.....	.....	.....	.....	.....	8 5 4	2 10 7	.....	61 4 2	11 13 8	.....	" "	
Oct. 15	Light of the Age	.....	45 3 0 0	9 2 6	.....	411 19 11	.....	.....	.....	.....	.....	71 2 2	21 3 10	.....	504 5 11	11 3 4	.....	18 Jan., 1863.	
" 15	.....	.....	2 13 3 17	8 2 6	.....	.....	.....	.....	.....	.....	.....	4 5 0	1 4 7	.....	31 8 4	11 13 1	.....	" "	
" 15	.....	Ransome and Sims	74 17 3 9	4 12 6	.....	.....	.....	.....	.....	.....	.....	137 12 3	17 19 2	.....	501 12 11	6 13 9	.....	" "	
" 15	.....	.....	.....	.....	5 10 0	.....	.....	.....	.....	.....	.....	30 1 3	4 8 3	.....	124 15 6	.....	8 18 3	" "	
" 15	Aegidia and Pauline	Beale and Co.	125 3 3 0	8 16 0	.....	1,101 13 0	.....	.....	.....	.....	.....	197 3 5	56 12 3	.....	1,355 8 8	10 16 6	.....	28 Jan., "	
" 15	.....	.....	6 10 3 7	7 16 0	.....	.....	.....	.....	.....	.....	.....	10 6 1	3 0 1	.....	74 2 8	11 6 8	.....	" "	
" 15	Southern Belle	Ransome and Sims	70 3 3 0	4 12 6	.....	.....	.....	.....	.....	.....	.....	128 19 5	20 0 6	.....	473 12 3	6 14 11	.....	29 Jan., "	
" 15	.....	Joseph Butler and Co.	15 0 0 0	10 10 0	.....	.....	.....	.....	.....	.....	.....	27 11 3	8 2 3	.....	193 3 6	12 17 6	.....	" "	
Nov. 18	Jessie Brown	Beale and Co.	1 10 1 0	8 0 0	.....	.....	.....	.....	.....	.....	.....	157 10 0	.....	.....	.....	.....	.....	.....	" "
Jan. 14	Harvest Home	W. Owens	4 15 0 0	15 17 6	.....	.....	.....	.....	.....	.....	.....	2 0 9	4 6 1	0 6 3	19 4 1	12 13 10	.....	6 April, 1863.	
Sept. 8	Everton	Beale and Co.*	.....	.....	.....	.....	.....	.....	.....	.....	.....	9 11 1	4 17 11	.....	89 17 2	18 18 4	.....	6 June, "	
" 8	Lutchardt	.....	141 14 1 0	9 0 0	.....	1,275 8 3	.....	.....	.....	.....	.....	223 3 8	60 0 6	.....	1,538 12 5	11 1 4	.....	" "	
" 8	.....	.....	8 4 3 9	8 0 0	.....	.....	.....	.....	.....	.....	.....	12 19 10	15 0 4	.....	94 2 6	11 8 5	.....	27 Jan., 1864.	
		Total	608 5 1 14	.....	.....	3,721 5 10	670 19 10	215 4 2	75 8 2	157 10 0	90 6 0	1,024 8 3	266 0 3	0 6 3	6,221 8 9	.....	.....	" "	
X. Indent, 10th May, 1862. 1,194 tons 5 cwt. 2 qrs. 24 lbs. T rails, 40 lbs. per yard. Contract 20. 350 tons rails.																			
1862—Oct. 24	Rob Roy	Ebbw Vale Company	151 7 1 20	7 10 0	.....	1,135 5 8	.....	.....	.....	.....	.....	356 11 8	144 7 7	33 19 10	2,589 13 2	9 10 5	.....	20 Mar., "	
" 24	.....	.....	120 11 2 12	7 12 6	.....	919 8 5	.....	.....	.....	.....	.....	.....	.....	.....	.....	.....	.....	.....	" "
" 24	.....	.....	5 16 0 22	8 0 0	.....	.....	.....	.....	.....	.....	.....	7 19 6	1 13 4	0 14 6	56 16 11	9 15 8	.....	" "	
1863—Jan. 15	Wm. Cole	.....	77 19 2 12	7 12 6	.....	594 12 0	.....	.....	.....	.....	.....	102 7 0	24 7 5	16 5 0	737 11 5	9 9 1	.....	21 June, "	
" 15	.....	.....	15 15 1 6	10 10 0	.....	.....	.....	.....	.....	.....	.....	29 14 7	8 19 4	3 5 8	209 17 11	13 6 3	.....	" "	
" 15	.....	P. W. McLellan	11 0 3 13	16 7 6	.....	.....	.....	.....	.....	.....	.....	21 4 2	7 17 2	2 5 10	212 3 9	19 4 3	.....	" "	
" 15	.....	.....	11 19 3 26	19 10 0	.....	wood screws	.....	.....	.....	.....	.....	22 19 0	7 17 9	2 10 0	267 6 7	22 5 7	.....	" "	
		Total	394 10 3 27	.....	.....	2,640 6 1	.....	46 9 7	180 16 7	401 18 2	.....	540 15 11	195 2 7	59 0 10	4,073 9 9	.....	.....	" "	

\* This shipment of rails and fish-plates was lost on the coast of Queensland. Value recovered from underwriters, replaced by "Lutchardt."

TABLE IV.—RETURN of Permanent Way Materials—continued.

Date of Invoice.	Name of Vessel.	Contractor.	Tonnage.	Price per Ton.	Price per 1,000.	Rails.	Chairs.	Fish Plates.	Bolts and Nuts.	Spikes.	Keys.	Freight and Primage.	English Charges.	Colonial Charges.	Total Cost.	Total Cost per Ton.	Total Cost per 1,000.	Date of Arrival.
			T. cwt. qrs. lbs.	£ s. d.	£ s. d.	£ s. d.	£ s. d.	£ s. d.	£ s. d.	£ s. d.	£ s. d.	£ s. d.	£ s. d.	£ s. d.	£ s. d.	£ s. d.	£ s. d.	
X. Contract 21. 750 tons rails.																		
1862—Oct. 4	Queen of India	Weardale Iron Company.	121 3 2 8	7 5 0	.....	878 10 10	.....	.....	.....	.....	.....	159 1 0	37 17 9	25 4 11	1,100 14 6	9 1 8	.....	25 Jan., 5 Feb., 1864.
" 14	Spray of Ocean	"	83 12 0 16	7 5 0	.....	606 3 2	.....	.....	.....	.....	.....	109 14 8	24 5 6	2 11 3	742 14 7	8 17 8	.....	21 Feb., 1864.
Nov. 10	Cordova	"	125 16 1 20	7 5 0	.....	912 4 2	.....	.....	.....	.....	.....	181 13 0	39 14 11	26 4 2	1,159 16 3	9 4 4	.....	2 May, 1864.
" 5	Rifleman & Whinfil	"	235 2 2 0	7 5 0	.....	1,704 13 4	.....	.....	.....	.....	.....	308 12 1	66 3 8	42 13 0	2,122 2 1	9 0 6	.....	9 Feb., 26 April, 1864.
" 1	Cornelia	"	125 1 1 20	7 5 0	.....	906 15 6	.....	.....	.....	.....	.....	180 11 6	39 13 10	.....	1,127 0 10	9 0 2	.....	4 April, 1864.
" 10	Moneta	"	60 0 0 0	7 5 0	.....	435 0 0	.....	.....	.....	.....	.....	78 15 0	21 18 6	7 10 0	543 3 6	9 1 0	.....	10 " " "
		Total	750 16 0 8	.....	.....	5,443 7 0	.....	.....	.....	.....	.....	1,018 7 3	229 14 2	104 3 4	6,795 11 9	.....	.....	
X. Contract 22. 94 tons rails.																		
1863—Dec. 16	Persia	Earl of Dudley	50 15 0 8	9 0 0	.....	456 15 8	.....	.....	.....	.....	.....	66 12 3	18 4 6	6 6 11	547 19 4	10 15 11	.....	10 May, " "
1863—Jan. 9	Merrie England and Bankside.	"	42 8 3 9	9 0 0	.....	331 19 6	.....	.....	.....	.....	.....	55 14 0	16 11 1	7 10 3	461 14 10	10 17 5	.....	31 May, 1 June, 1864.
" 9	Bankside	Ebbw Vale Company	40 16 3 16	8 0 0	.....	.....	.....	326 15 1	.....	.....	.....	78 14 7	13 5 7	8 10 2	427 5 5	10 9 3	.....	" " "
		Total	134 0 3 5	.....	.....	838 15 2	.....	326 15 1	.....	.....	.....	201 0 10	48 1 2	22 7 4	1,436 19 7	.....	.....	
1862—Oct. 15	20,000 elm keys.	Indent, May 16th, 1862.																
	Light of the Age	Ransome and Sims	.....	.....	5 10 0	.....	.....	.....	.....	.....	110 0 0	33 6 2	25 8 11	1 2 6	169 17 7	.....	8 9 10	18 Jan., 1863.
XI. Indent, 17th September, 1862. 1,490 tons 17 cwt. 3 qrs. 12 lbs. T. rails, 55 lbs. per yard. Contract 23. 700 tons rails.																		
1863—April 13	Shackamaxon	Ebbw Vale Company	201 6 0 21	7 10 0	.....	1,509 16 4	.....	.....	.....	.....	.....	264 4 6	62 5 6	41 18 9	1,879 5 1	9 6 8	.....	3 Sept., " "
" 13	"	"	5 18 1 0	8 0 0	.....	.....	.....	47 6 0	.....	.....	.....	7 15 0	2 0 6	1 4 7	53 6 1	9 17 2	.....	
" 14	Conference	"	80 15 3 0	7 12 6	.....	616 0 1	.....	.....	.....	.....	.....	95 8 2	14 17 11	16 10 8	743 2 10	9 3 11	.....	27 July, " "
" 14	"	"	2 5 2 21	8 0 0	.....	.....	.....	18 5 6	.....	.....	.....	2 14 4	1 16 7	0 9 5	23 5 10	10 3 11	.....	
" 21	Devonshire	"	99 0 2 4	7 10 0	.....	742 14 8	.....	.....	.....	.....	.....	129 19 6	27 18 9	4 16 0	905 8 11	9 2 10	.....	4 Sept., " "
" 21	"	"	2 11 0 7	8 0 0	.....	.....	.....	20 8 6	.....	.....	.....	3 7 1	0 15 9	.....	24 11 4	9 12 5	.....	
" 30	T. D. Marshall and Dartmouth.	"	100 6 1 0	7 12 6	.....	764 17 8	.....	.....	.....	.....	.....	118 9 8	20 6 1	7 5 10	910 19 3	9 1 7	.....	4 and 11 Sept., 1863.
" 30	Dartmouth	"	2 16 1 14	8 0 0	.....	.....	.....	22 11 0	.....	.....	.....	3 6 9	0 11 10	.....	26 9 7	11 8 4	.....	
May 19	Peerless	Appleby Brothers	14 3 1 8	13 0 0	.....	.....	.....	.....	212 17 0	.....	.....	23 2 1	5 17 8	1 15 0	243 11 9	17 3 10	.....	
" 5	"	Ebbw Vale Company	200 0 0 7	7 10 0	.....	1,500 0 5	.....	.....	.....	.....	.....	262 10 2	58 6 8	38 2 3	1,858 19 6	9 4 10	.....	25 Sept., 1863.
" 21	Vimiera	"	5 14 0 0	8 0 0	.....	.....	.....	45 12 0	.....	.....	.....	7 9 5	1 18 4	0 18 9	55 18 6	9 16 3	.....	
" 21	"	"	19 16 0 14	7 12 6	.....	151 0 5	.....	.....	.....	.....	.....	23 8 0	4 1 1	0 19 6	1,799 9 0	9 1 2	.....	9 Oct., " "
" 21	"	"	23 5 2 14	8 0 0	.....	.....	.....	186 5 0	.....	.....	.....	34 6 8	4 18 3	2 3 6	227 13 5	9 15 7	.....	" " "
		Total	757 19 0 26	.....	.....	5,284 9 7	.....	340 8 0	212 17 0	.....	.....	976 1 4	206 14 11	116 10 3	7,137 1 1	.....	.....	
XI. Contract 24. 800 tons rails.																		
May 18	Vimiera and Dartmouth.	Weardale Iron Company.	162 8 3 20	7 5 0	.....	1,177 14 8	.....	.....	.....	.....	.....	191 17 9	31 4 0	8 18 0	1,409 14 5	8 13 6	.....	11 Sept., " "
" 9	City of Sydney	"	301 0 0 3	6 18 9	.....	2,088 10 10	.....	.....	.....	.....	.....	395 2 7	76 9 9	37 12 7	2,597 15 9	8 12 6	.....	12 " " "
" 12	Isles of the South	"	137 15 3 16	7 5 0	.....	999 0 3	.....	.....	.....	.....	.....	162 15 5	26 6 8	17 7 0	1,205 9 4	8 14 11	.....	7 " " "
April 29	Maria Hay	"	200 17 3 22	7 5 0	.....	1,456 10 1	.....	.....	.....	.....	.....	237 6 2	38 5 0	41 17 1	1,773 18 4	8 16 7	.....	30 Aug., " "
June 11	Netherby	Netherton Iron Company.	5 10 0 0	13 17 6	.....	.....	.....	wood screws	.....	92 16 3	.....	10 12 4	2 18 10	0 13 9	107 1 2	19 9 4	.....	14 Oct., " "
July 2	John Vanner	Patent Bolt and Nut Company.	5 14 0 19	16 17 6	.....	.....	.....	.....	.....	96 6 8	.....	7 16 7	4 0 4	0 14 3	108 17 10	19 1 5	.....	23 Nov., " "
" 3	Canaan	"	15 10 0 0	11 17 6	.....	.....	.....	.....	.....	184 1 3	.....	26 2 4	5 1 4	1 18 9	217 3 8	14 0 2	.....	18 " " "
		Total	828 3 16 24	.....	.....	5,721 13 10	.....	.....	.....	373 4 2	.....	1,031 13 2	184 5 11	109 1 5	7,420 0 6	.....	.....	

NOTE.—This completes the Return of Permanent Way Materials for the lines now open for Traffic to Picton, Penrith, Richmond, Singleton, and Morpeth.

TABLE IV.—RETURN of Permanent Way Materials—continued.

Date of Invoice.	Name of Vessel.	Contractor.	Tonnage.	Price per Ton.	Price per 1,000.	Rails.	Chairs.	Fish Plates.	Bolts and Nuts.	Spikes.	Keys.	Freight and Primage.	English Charges.	Colonial Charges.	Total Cost.	Total Cost per Ton.	Total Cost per 1,000.	Date of Arrival.
			T. cwt. qrs. lbs.	£ s. d.	£ s. d.	£ s. d.	£ s. d.	£ s. d.	£ s. d.	£ s. d.	£ s. d.	£ s. d.	£ s. d.	£ s. d.	£ s. d.	£ s. d.	£ s. d.	
FOR WORKS IN PROGRESS. XII. Indent, 20th March, 1863. 8,968 tons rails. 2,332 tons D.H. rails, 75 lbs., G.N.R., Contracts 25 and 26.																		
1863—Aug. 12	Neville	Beale and Co.	105 11 3 0	7 17 6		831 10 0						158 7 7	34 18 1		1,024 15 8	9 14 1		16 Nov., 1863.
" 12	"	Weston and Grice	11 2 1 26	15 17 6					176 11 10			23 14 7	8 3 3		208 9 8	18 14 9		
" 12	"	"	30 2 1 24	10 10 0						316 5 11		63 0 0	15 19 2		395 5 1	13 2 6		
" 12	Chatworth	Beale and Co.	63 3 0 0	7 17 6		497 6 2						94 14 5	21 0 7		613 1 2	9 14 2		12 Jan., 1864.
" 25	"	"	189 6 2 0	7 17 6		1,490 18 8						283 19 9	62 11 6		1,837 9 11	9 14 1		
" 25	"	Ransome and Sims	28 2 2 23	4 12 6			130 2 6					42 4 1	6 11 5		178 18 0	6 7 1		
" 25	"	Watkins and Keen	27 0 0 0	12 15 0					344 5 0			51 14 9	11 3 9		407 8 6	15 1 7		
Sept. 17	Leitchardt	Ransome and Sims			5 10 0							219 0 8	126 4 3		866 14 11		9 4 3	27 " "
Oct. 29	Sirocco	Beale and Co.	165 14 0 0	7 14 0		1,275 17 9						269 5 3	83 8 0		1,628 11 0	9 16 6		28 " "
" 29	"	Anderton Iron Foundry Comp.	205 13 2 22	4 8 0			905 0 3					358 18 11	42 19 1		1,298 18 3	6 6 3		
" 9	Ocean Empress	Beale and Co.	250 5 0 0	7 14 0		1,926 18 6						406 13 1	126 0 10		2,469 12 5	9 16 6		20 " "
" 9	"	Anderton Iron Foundry Comp.	106 1 2 23	4 8 0			466 15 6					172 7 9	29 12 1		668 15 4	6 6 1		
Dec. 12	Millwall	Weardale Iron Company.	281 2 1 8	7 15 0		2,178 13 0						431 4 4	74 8 9		2,684 6 1	9 10 10		6 June, "
Oct. 14	"	Patent Bolt and Nut Company.	75 10 0 0	9 2 6						688 18 8		141 4 5	23 16 2		868 19 3	11 6 3		
June 12	Prince Consort	Weardale Iron Company.	217 4 0 10	7 15 0		1,638 6 4						333 19 5	62 11 2		2,079 16 11	9 11 6		
Nov. 26	"	Ransome and Sims	66 2 2 8	4 12 6			305 16 10					101 13 5	12 9 5		419 19 8	6 7 0		
1864—Jan. 29	"	Beale and Co.	59 9 3 8	7 17 6				444 17 4				101 6 7	104 13 3		650 17 2	11 10 5		
Feb. 18	Hindostau	Weardale Iron Company.	164 13 3 9	7 15 0		1,276 7 3						253 4 3	43 0 4		1,572 11 10	9 10 11		5 " "
Jan. 29	"	Beale and Co.	67 16 1 0	7 17 6				534 0 6				121 12 9	123 3 4		778 16 7	11 9 8		
1863—Dec. 16	"	Ransome and Sims	156 3 1 17	4 12 6			722 5 8					240 2 4	42 3 9		1,004 11 9	6 8 8		
1864—Feb. 18	Legion of Honour	Weardale Iron Company.	40 14 1 0	7 15 0		302 16 0						67 17 3	11 17 0		382 9 3	9 7 6		22 Feb., "
" 22	"	Anderton Iron Foundry Comp.	119 8 0 9	4 10 0			539 11 4					184 7 0	21 14 0		745 12 4	6 4 4		
Mar. 22	Grenadier	Weardale Iron Company.	94 18 0 25	7 15 0		735 11 3						145 18 6	24 15 5		906 5 2	9 10 11		27 June, "
Feb. 18	Royal Albert	"	361 12 2 6	7 15 0		2,689 12 0						602 6 10	108 14 3		3,400 13 1	9 8 0		9 Aug., "
April 23	"	"	55 12 2 14	7 15 0		431 2 6						85 10 8	14 11 6		531 4 8	9 11 0		
May 21	Wm. Melhuish	"	129 5 1 4	7 15 0		1,001 16 0						193 14 11	33 16 5		1,234 7 4	9 11 0		3 Sept., "
April 29	"	Anderton Iron Foundry Comp.	126 6 1 26	4 10 0			568 9 2					194 4 6	20 15 7		733 9 3	6 4 0		
July 15	Wm. Cole	Weardale Iron Company.	304 17 0 13	7 15 0		2,362 12 7						468 14 4	79 14 8		2,911 1 7	9 11 0		11 Nov., "
" 29	Stornaway	"	62 5 3 14	7 15 0		482 15 4						95 15 7	23 0 9		601 11 8	9 13 1		11 Dec., "
April 26	Cherwell	"	352 13 3 19	7 15 0		2,733 7 10						472 16 9	107 3 8		3,313 8 3	9 7 11		26 Sept., "
1863—Sept. 30	Araidne	Anderton Iron Foundry Comp.	199 9 1 0	4 8 0			877 12 8					323 18 3	58 16 10		1,267 0 9	6 6 5		1 Feb., "
Total			4,108 9 1 0			21,900 11 2	4,515 13 11	978 17 10	520 16 10	1005 4 7	511 10 0	6,700 11 11	1,559 18 3		37,693 4 6			
XII. Indent, 20th March, 1863. 8,968 tons rails. 3,068 tons D.H. rails, 75 lbs., G.S.R., Contracts 25 and 26.																		
Aug. 3	Duncan Dunbar	Beale and Co.	131 16 2 0	7 17 6		1,038 2 5						148 6 1	34 12 3	16 14 6	1,237 15 3	9 7 9		2 Dec., 1863.
July 23	Colonial Empire	"	97 18 2 0	7 17 6		771 3 0						110 4 0	26 1 5	12 4 10	919 13 3	9 7 10		16 Nov., "
" 23	"	"	3 16 2 0	7 17 6								4 5 4	6 15 10	0 9 6	41 13 1	10 17 9		
Aug 7	Ardbeg	"	99 17 0 14	7 17 6		786 7 4						112 6 9	26 5 4	12 9 8	937 9 1	9 7 9		16 Dec., "
" 5	"	Ransome and Sims	100 0 0 3	4 12 6			462 10 1					112 10 0	17 19 0	12 10 0	605 9 1	6 1 1		
" 3	John Vanner	Beale and Co.	36 18 2 0	7 17 6		290 15 8						32 6 2	9 7 9	4 12 3	337 1 10	9 2 7		23 Nov., "
" 6	Granite City	"	67 9 3 23	7 17 6		351 10 10						77 19 0	18 0 6	8 18 9	636 9 1	9 8 7		3 Dec., "
" 6	"	"	29 12 1 16	7 17 6				232 5 0				33 11 10	52 0 7	3 14 0	321 11 5	10 17 1		

TABLE IV.—RETURN of Permanent Way Materials—continued.

Date of Invoice.	Name of Vessel.	Contractor.	Tonnage.	Price per Ton.	Price per 1,000.	Rails.	Chairs.	Fish Plates.	Bolts and Nuts.	Spikes.	Keys.	Freight and Primage.	English Charges.	Colonial Charges.	Total Cost.	Total Cost per Ton.	Total Cost per 1,000.	Date of Arrival.
			T. cwt. qrs. lbs.	£ s. d.	£ s. d.	£ s. d.	£ s. d.	£ s. d.	£ s. d.	£ s. d.	£ s. d.	£ s. d.	£ s. d.	£ s. d.	£ s. d.	£ s. d.	£ s. d.	
XII.—Indent, 20th March, 1863. G.S.R.—continued.																		
1863—July 31	Granite City	Watkins and Kean.	10 0 0	0	12 15 0				127 10 0			14 6 9	4 7 7	1 5 0	147 9 4	14 15 0		8 Jan., 1864.
Aug. 18	Celaeno	Beale and Co.	119 16 0	2	7 17 6	948 8 8						134 15 6	31 7 0	14 19 6	1,124 10 8	9 7 9		
July 31		Watkins and Kean.	40 0 0	0	9 2 6					365 0 0		57 7 2	12 9 0	5 0 0	439 16 2	10 19 11		
Sept. 30	Walter Hood	Beale and Co.	293 8 2	19	7 17 6	2,310 15 7						330 2 0	77 1 1	36 13 7	2,754 12 3	9 7 9		30 " "
Aug. 12	Damascus	Watkins and Kean.	26 9 0	0	7 17 6							29 15 1	7 3 2	3 6 2	248 10 4	9 7 11		14 " "
Sept. 30	Nourmahal	Beale and Co.	19 5 0	0	12 15 0				245 8 9			27 12 1	7 19 3	2 8 2	283 8 3	14 14 5		
Aug. 12	Mary Scott	"	79 11 2	9	7 17 6	626 13 8						39 10 6	20 17 11	9 19 0	747 1 1	9 7 9		17 " "
Sept. 30	Harkaway	"	65 17 3	0	7 17 6	518 17 3						74 2 6	17 7 10	8 4 9	618 12 4	9 7 9		16 " "
Aug. 8	"	"	135 13 2	0	7 17 6	1,068 8 10						152 12 8	35 14 3	16 19 3	1,273 15 0	9 7 9		13 " "
Sept. 12	"	Ransome and Sims.	50 2 0	9	4 12 6		231 14 7					55 18 6	9 11 7	6 5 3	303 9 11	6 1 2		
Oct. 9	Rifleman	Beale and Co.	151 1 0	0	7 17 6	1,139 12 4					275 0 0	39 12 2	63 19 10	2 15 0	441 7 0	9 7 9		12 Feb., "
Nov. 2	Mundane	"	35 7 2	0	7 14 0	272 7 9						169 18 11	39 13 9	18 18 11	1,418 3 11	9 7 9		1 April, "
Sept. 10	"	Anderton Iron Foundry Compy.	73 10 0	10	4 8 0		323 8 5					44 4 4	15 15 1	4 8 5	336 15 7	9 10 5		
Feb. 22	Montrose	Beale and Co.	150 0 2	0	7 14 0	1,155 3 10						94 3 5	12 14 4	9 3 9	439 9 11	5 19 7		
July 13	Sandringham	"	14 0 1	2	7 17 6	110 13 0						192 4 5	68 16 11	18 15 0	1,425 0 2	9 10 0		27 March "
July 12	"	Ransome and Sims.	75 5 2	18	4 12 6		348 3 8					16 0 3	3 0 0	1 15 0	131 8 3	9 7 6		26 June, "
Feb. 22	Jason	Beale and Co.	188 13 0	26	7 17 6	1,485 14 3						85 16 5	9 17 8	9 8 3	453 6 0	6 0 4		
Sept. 22	"	Anderton Iron Foundry Compy.	93 13 1	1	4 10 0		421 9 8					217 11 1	37 13 3	23 11 3	1,766 9 10	9 7 3		26 " "
Mar. 8	Adelaide Baker	Beale and Co.	200 17 2	0	7 14 0	1,546 14 9						107 13 1	11 19 1	11 12 6	552 14 4	5 19 0		
Mar. 10	Merree Monarch	"	203 1 0	0	7 14 0	1,563 9 8						257 7 6	57 9 10	25 1 10	1,886 13 11	9 7 10		29 July, "
July 11	Sir Robert Peel	Park Gate Company (Beale and Co.)	156 3 0	0	7 17 6	1,229 13 8						260 3 2	58 2 8	25 7 6	1,907 3 0	9 7 10		26 June, "
Aug. 18	Montmorency	"	226 0 1	0	7 14 0	1,740 5 11						171 12 9	30 17 4	19 10 0	1,461 13 9	9 5 11		31 Oct., "
1863—Oct. 17	Louis Meyer	Weardale Iron Company.	150 5 1	12	7 15 0	1,108 4 7						289 11 6	64 16 11	28 5 0	2,122 19 4	9 7 10		28 Nov., "
July 11	Sir Robert Sale	Park Gate Iron Foundry.	846 8 0	16	7 17 6			365 9 2				169 1 0	45 4 7	18 15 8	1,341 5 10	8 18 6		31 March, "
Oct. 15	Cornwallis	Weardale Iron Co. Company	202 3 2	2	7 15 0	1,566 17 6						227 9 0	52 17 11	25 5 5	1,872 9 10	9 5 3		23 Feb., "
Sept. 7	"	Ransome and Sims.	90 0 1	1	4 12 6		416 6 3					101 5 3	16 3 9	11 5 0	545 0 3	6 0 1		
Sept. 15	"	"	40 0 0	20	4 12 6		185 0 10					45 0 3	7 5 10	5 0 0	242 6 11	6 1 2		
Dec. 12	Changzee	Weardale Iron Company	39 2 0	16	7 15 0	303 1 7						99 3 4	63 16 10	2 15 0	440 15 2	8 16 0		
Oct. 21	Liberator	"	100 2 0	14	7 15 0	775 16 5						45 1 11	8 5 4	4 17 9	361 6 7	9 4 10		20 Mar., "
Dec. 12	Corrennuzee	"	101 16 0	19	7 15 0	789 0 7						87 11 9	24 18 7	12 10 3	900 17 0	9 0 0		26 Feb., "
Aug. 8	Ida	Watkins and Kean.	41 15 0	0	9 2 6					380 19 4		117 7 11	21 8 1	12 14 6	940 11 1	9 4 9		21 Mar., "
Dec. 26	Nourmahal	Ransome and Sims.	91 14 1	10	4 12 6		424 3 9					48 19 8	12 10 0	5 4 5	447 13 5	10 14 5		17 Jan., "
Dec. 1	Wandrahan	"	100 0 3	2	4 12 6		462 13 6					103 3 8	16 8 3	11 9 3	555 14 11	6 1 1		17 " "
1864—Jan. 8	"	Beale and Co.	4 1 2	11	7 17 6			32 2 5				115 7 1	16 1 1	12 10 3	606 11 8	6 1 3		20 May, "
April 18	Spray of the Ocean	"	93 4 0	0	7 17 6			733 19 0				5 15 0	7 2 8	0 10 3	45 10 4	11 3 1		
Jan. 20	Queen of the East	Anderton Iron Foundry.	348 17 0	0	4 8 0		1,534 18 9					186 9 7	161 15 11	11 12 6	1,043 17 0	11 2 0		3 Aug., "
1863—Nov. 30	John Banks	Ransome and Sims.	40 9 3	26	4 12 6		187 6 2					446 19 3	58 13 8	43 12 1	2,084 3 9	5 19 0		1 May, "
		Total	4,465 7 0	0		23,931 5 0	4,997 15 8	1393 18 0	372 18 9	745 19 4	550 0 0	5,457 19 7	1,486 1 4	565 4 11	39,500 2 7			19 April, "
XII. Indent, 20th March, 1863, 8,968 tons rails. 3,068 tons D.H. rails, 75lbs. G.W.R., Contracts 25 and 26.																		
June 20	W. W. Smith	Beale and Co.	102 17 0	0	7 17 6	809 18 11						115 14 2	27 3 7	12 17 2	965 13 10	9 7 6		31 Oct., 1863.
July 2	"	"	3 17 2	0	7 17 6			30 10 4				4 7 2	7 6 10	0 9 8	42 14 0	11 0 4		
Aug. 23	Canaan	"	135 9 2	9	7 17 6	1,066 18 0						152 8 3	35 12 1	16 18 9	1,271 17 1	9 7 9		18 Nov., "
Sept. 6	Granite City	"	98 10 0	0	7 17 6	775 13 9						118 8 10	17 14 8	11 16 3	923 13 6	9 7 6		3 Dec., "
Sept. 28	Damascus	"	208 13 0	0	7 17 6	1,643 2 5						234 14 7	54 15 1	26 1 7	1,258 13 8	9 7 9		14 Jan., 1864.
Sept. 10	Hotspur	"	82 17 3	26	7 17 6	652 16 7						72 10 9	21 1 10	7 3 9	756 15 8	9 2 4		6 Dec., 1863.
1864—May 20	Waneta	"	121 14 3	0	7 14 0	937 7 7						-15 19 6	37 11 5	85 3 9	1,146 2 3	9 8 3		3 Sept., 1864.
May 20	Princess Beatrice	"	75 10 1	0	7 14 0	581 8 11						96 15 1	21 16 2	9 8 9	709 8 11	9 7 10		4 " "

APPENDIX.

TABLE IV.—RETURN of Permanent Way Materials—continued.

Date of Invoice.	Name of Vessel.	Contractor.	Tonnage.	Price per Ton.			Rails.	Chairs.	Fish Plates.	Bolts and Nuts.	Spikes.	Keys.	Freight and Primage.	English Charges.	Colonial Charges.	Total Cost.	Total Cost per Ton.	Total Cost per 1,000.	Date of Arrival.
				£	s.	d.													
XII.—Indent 20th March, 1863. G.W.R.— <i>continued.</i>			T. cwt. qrs. lbs.	£	s.	d.	£	s.	d.	£	s.	d.	£	s.	d.	£	s.	d.	
1864—May 20	Princess Beatrice	Beale and Co.	88 2 3 0	7	14	0							135 10 3	164 4 0	11 0 0	989 7 5	11 4 6		
" 9	Hebe	"	162 7 2 0	7	14	0	1,238 2 2						205 0 11	40 19 11	20 5 7	1,507 8 7	9 5 8		7 Oct., 1864.
July 29	Devonshire	"	104 10 3 0	7	14	0	808 8 0						134 10 4	30 10 11	13 2 6	986 11 9	9 7 9		29 Dec., "
Aug. 15	Ida	Watkins and Kean	29 5 0 0	12	15	0							34 7 7	10 8 2	3 13 1	421 7 8	14 8 1		17 Jan., "
Jan. 30	Transatlantic	Beale and Co.	121 1 3 0	7	17	6	953 11 3						139 12 8	33 6 6	15 2 6	1,141 12 11	9 8 6		12 May, "
" 8	"	Weardale Iron Company.	100 11 2 26	7	15	0	779 10 10						115 19 9	20 19 9	12 11 3	921 1 7	9 4 9		
Feb. 18	Saundringham	"	173 6 2 5	7	15	0	1,343 5 8						107 11 10	35 19 1	21 12 6	1,598 9 1	9 4 5		25 June, "
Jan. 30	Birchgrove	"	52 10 0 0	7	15	0	406 17 6						60 10 9	10 18 3	6 11 3	484 17 9	9 4 9		28 May, "
1863—Nov. 30	"	Ransome and Sims	59 18 2 7	4	12	6		277 3 4					69 2 1	7 16 11	7 9 6	301 11 10	6 0 4		
Dec. 12	Lochiel	Weardale Iron Company.	101 15 2 24	7	15	0	788 16 9						117 7 5	21 3 9	12 14 6	940 2 5	9 4 9		17 April, "
1864—Feb. 22	Saundringham	Ransome and Sims	71 9 0 0	4	10	0		321 11 1					81 9 8	9 2 2	8 18 6	421 1 5	5 17 10		25 June, "
1863—Oct. 10	Castle Howard	Weardale Iron Company.	100 1 1 10	7	15	0	775 10 4						112 11 6	26 0 8	12 10 2	926 12 8	9 5 3		27 Feb., "
" 13	"	Ransome and Sims	77 12 1 2	4	12	6		358 19 2					87 6 0	13 12 10	9 14 0	469 12 0	6 1 0		
" 17	"	"	70 1 2 27	4	12	6		324 3 0					78 17 0	12 13 3	8 15 3	424 8 6	6 1 0		
" 13	"	"					5 10 0						206 5 8	132 17 5	5 12 3	916 15 4		\$ 16 4	
" 31	Strathdon	Weardale Iron Company.	176 0 1 7	7	15	0	1,364 2 4						198 0 4	46 0 4	22 0 0	1,630 3 0	9 5 3		16 Mar., "
" 15	"	Ransome and Sims	80 4 0 25	4	12	6		370 19 6					90 4 9	14 8 7	10 0 6	485 13 4	6 1 0		
" 27	"	"	46 2 0 8	4	12	6		213 4 7					51 17 4	8 6 2	5 15 3	279 3 4	6 1 0		
Dec. 12	Centurion	Weardale Iron Company.	95 8 3 9	7	15	0	739 13 4						110 1 2	19 18 6	11 18 6	881 11 6	9 4 9		21 " "
1864—Jan. 30	"	"	138 1 3 24	7	15	0	1,457 15 0						216 17, 1	38 19 10	23 10 2	1,737 3 0	9 4 9		
1863—Aug. 14	Ida	Ransome and Sims	75 3 1 3	4	12	6		347 12 8					65 15 4	12 15 5	9 8 0	435 11 5	5 15 11		17 Jan., "
" 15	"	Watkins and Kean	44 0 0 0	9	2	6							51 11 2	14 4 5	5 10 0	472 15 7	10 14 10		17 " "
Sept. 5	Corwallis	Patent Bolt and Nut Company.	44 0 0 0	9	2	6							62 1 11	13 13 9	5 10 0	482 15 8	10 10 4		23 Feb., "
Dec. 26	Roscote	Anderton Iron Foundry Company	109 17 2 10	4	8	0		483 9 5					140 15 7	18 14 6	13 12 6	656 12 0	5 19 10		5 June, "
Nov. 10	Golden Eagle	"	86 16 3 14	4	8	0		382 2 3					111 5 4	14 18 6	10 17 2	519 3 4	6 0 0		29 May, "
1864—Feb. 16	Adelaide Baker	"	99 17 2 0	4	8	0		439 9 0					127 19 4	16 19 11	12 9 4	596 17 7	5 19 6		29 July, "
" 16	Merrie Monarch	"	147 12 1 13	4	8	0		649 10 5					189 2 9	24 18 8	18 7 6	881 19 4	5 19 6		26 June, "
Mar. 23	City of Montreal	"	150 6 2 20	4	8	0		661 9 5					192 12 4	25 16 1	18 15 7	898 13 5	5 19 6		3 Sept., "
April 29	"	"	60 3 0 18	4	8	0		264 13 10					77 1 7	10 5 9	7 10 0	859 11 2	5 19 6		
Feb. 18	Northfleet	Weardale Iron Company.	125 10 2 25	7	15	0	972 18 0						144 15 3	26 0 6	28 4 9	1,171 18 6	9 6 9		27 June, "
" 10	Burton Castle	"	70 5 1 27	7	15	0	544 12 6						81 0 9	14 11 8	8 15 0	648 19 11	9 4 9		8 July, "
April 28	Naomi	"	106 18 3 23	7	15	0	828 17 0						123 6 6	22 3 7	13 6 10	987 13 11	9 4 9		24 " "
" 28	Cornelia Mathredi	"	152 2 1 5	7	15	0	1,178 17 7						137 17 4	48 12 11	19 0 0	1,384 7 10	9 2 0		27 Sept., "
May 21	Whitehall	"	97 5 1 22	7	15	0	753 17 0						112 3 4	20 4 5	12 3 1	898 7 10	9 4 9		2 " "
" 21	Caroline Coventry	"	50 0 0 14	7	15	0	387 10 11						57 13 4	10 8 2	6 5 0	461 17 5	9 4 9		3 " "
" 21	J. L. Hall	"	21 8 2 8	7	15	0	166 1 4						24 14 3	4 10 1	2 13 1	197 18 9	9 4 9		4 Oct., "
July 15	Sir R. Sale	"	33 2 0 22	7	15	0	256 17 10						38 4 6	6 13 9	4 2 6	306 3 7	9 4 9		31 " "
Sept. 27	City of Lyons	"	55 12 0 19	7	15	0	430 19 4						64 2 6	11 12 2	6 18 9	513 13 9	9 4 9		
Total			4,258 14 2 4				22,643 10 10	5,094 7 8	709 8 6	372 18 9	803 0 0	572 0 0	5,199 6 4	1,238 18 3	549 9 8	37,182 15 0			

TABLE V.

RETURN of Rolling Stock, as per Indents procured from England and manufactured in the Colony.

## LOCOMOTIVES.

Date of Invoice.	Name of Vessel.	Name of Contractor.	No.	Contract Price.			Freight.			Insurance.			English and Colonial Charges.			Total Cost.		
				£	s.	d.	£	s.	d.	£	s.	d.	£	s.	d.	£	s.	d.
Indent, 4th March, 1853.																		
1854—Sept. 13 ..	John Fielden .. ..	R. Stephenson & Co. .. ..	2	5,370	0	0	431	15	0	146	0	0	220	0	0	6,167	15	0
Oct. 10 ..	Ebba Brahe.. ..	" .. ..	2	5,370	0	0	443	0	0	146	0	0	175	0	0	6,134	0	0
			4	10,740	0	0	874	15	0	292	0	0	395	0	0	12,301	15	0
Indent, 17th November, 1853.																		
1855—June 2 ..	Anglia .. ..	Fairbairn and Sons .. ..	1	2,250	0	0	351	15	0	70	0	0	121	12	6	2,793	7	6
Indent, 17th August, 1855.																		
1856—Aug. 1 ..	Dundonald .. ..	Fairbairn and Sons .. ..	2	5,390	0	0	381	3	0	237	17	0	164	6	10	6,173	6	10
June 2 ..	John Fielden .. ..	" .. ..	1	2,700	0	0	179	0	6	124	4	0	111	0	6	3,114	5	0
			3	8,090	0	0	560	3	6	362	1	0	275	7	4	9,237	11	10
Indent, 3rd November, 1855.																		
Oct. 7 ..	Nourmahal .. ..	Fairbairn and Sons .. ..	2	4,400	0	0	418	10	0	110	0	0	163	0	0	5,096	10	0
Indent, 17th June, 1857.																		
1858—May 5 ..	Constantine.. ..	E. B. Wilson & Co.. ..	2	4,500	0	0	424	6	8	112	10	2	121	2	8	5,157	19	6
Indent, 13th April, 1859.																		
	Tudor .. ..	Manning, Wardle & Co. .. ..	2	4,700	0	0	859	10	3	137	17	0	155	12	1	5,852	19	4
	Ellen .. ..	" .. ..	1	2,350	0	0	412	18	0	68	5	0	41	0	0	2,872	3	0
	" .. ..	" .. ..	1	2,150	0	0	412	18	0	65	10	0	56	17	6	2,635	5	6
			4	9,200	0	0	1,685	6	3	271	12	0	253	9	7	11,410	7	10
Indent, 22nd May, 1861.																		
	Ocean Empress .. ..	Manning, Wardle & Co. .. ..	2	5,000	0	0	840	0	0	209	12	6	143	5	9	6,192	18	3
Indent, 21st August, 1861.																		
	Marcianus .. ..	Manning, Wardle & Co. .. ..	2	4,900	0	0	543	0	0	174	3	0	378	13	3	6,000	16	3
Indent, 20th February, 1863.																		
1864—	Celarius .. ..	Manning, Wardle & Co. .. ..	2	2,470	0	0	149	19	5	70	15	10	71	15	6	2,762	10	9
Feb. 27 ..	Merrie Monarch .. ..	" .. ..	1	1,235	0	0	76	17	6	45	14	4	42	2	1	1,399	13	11
			3	3,705	0	0	226	16	11	116	10	2	113	17	7	4,162	4	8
		TOTAL, per Indents from England .. ..	..	52,785	0	0	5,929	13	4	1,718	8	10	1,970	8	8	62,403	10	10
PURCHASED IN THE COLONY.																		
1856—Nov. 26 ..	From Wm. Randle.. ..	Hawthorne & Co. .. ..	1	2,986	2	9	.....	.....	.....	.....	.....	.....	.....	.....	.....	2,986	2	9
1864—Feb. ..	Sir M. Peto & Co. .. ..	Manning, Wardle & Co. .. ..	1	2,125	0	0	.....	.....	.....	.....	.....	.....	.....	.....	.....	2,125	0	0
May ..	" .. ..	Canada Works, Birkenhead .. ..	1	1,200	0	0	.....	.....	.....	.....	.....	.....	.....	.....	.....	1,200	0	0
		Total purchased in Colony .. ..	3	6,311	2	9	.....	.....	.....	.....	.....	.....	.....	.....	.....	6,311	2	9
		TOTAL.. ..	26	59,096	2	9	5,929	13	4	1,718	8	10	1,970	8	8	68,714	13	7

APPENDIX.





TABLE V.—RETURN of Rolling Stock—continued.

GOODS TRAFFIC.

Date of Invoice.	Name of Vessel.	Name of Contractor.	Low-sided Waggon A.		High-sided Waggon B.		Covered Vans C.		Middle-sided Waggon D.		Timber Trucks E.		Brake Vans.		Cattle Trucks.		Sheep Vans.		Meat Vans.		Ballast Waggon.		Total Number.	Freight.	Insurance.	English and Colonial Charges.	Total Cost.		
			No.	Amount.	No.	Amount.	No.	Amount.	No.	Amount.	No.	Amount.	No.	Amount.	No.	Amount.	No.	Amount.	No.	Amount.	No.	Amount.						No.	Amount.
			£ s. d.		£ s. d.		£ s. d.		£ s. d.		£ s. d.		£ s. d.		£ s. d.		£ s. d.		£ s. d.		£ s. d.		£ s. d.		£ s. d.		£ s. d.		
1854. Indent, 4th March, 1853.																													
Feb. 12	Egmont & Hoorne	Wright and Sons.	4	204 0 0	2	166 0 0																	121 5 6	7 9 0	29 10 0	528 4 6			
June 9	Bella Islens	"	6	306 0 0	6	408 0 0					1	175 0 0	1	67 0 0	1	78 0 0						379 15 7	47 9 0	130 16 0	1,592 0 7				
Sept. 13	John Fielden	"	9	459 0 0	8	544 0 0					2	230 0 0										405 4 0	34 16 10	132 8 0	1,805 8 10				
" 14	Bolton	"	1	51 0 0	6	408 0 0					2	350 0 0										285 12 6	22 16 8	119 17 6	1,186 6 8				
Oct. 14	Ebba Brahe	"	1	51 0 0	8	664 0 0					1	115 0 0										279 16 3	21 12 3	30 8 8	1,161 17 2				
			20	1,020 0 0	20	1,360 0 0	10	830 0 0				6	870 0 0	1	67 0 0	1	78 0 0						58	1,471 13 10	134 3 9	443 0 2	6,273 17 9		
1856. Indent, 17th August, 1855.																													
July 3	John Fielden	Wright and Sons.	8	424 0 0	8	464 0 0	4	352 0 0				2	274 10 0										658 8 0	78 3 4	192 11 2	2,443 12 6			
" 17	Dundonald	"	12	636 0 0	12	696 0 0	6	528 0 0				4	549 0 0										998 17 2	119 19 0	377 2 5	3,899 18 7			
			20	1,060 0 0	20	1,160 0 0	10	880 0 0				6	823 10 0										56	1,652 5 2	198 2 4	569 13 7	6,343 11 1		
1860. Indent, 14th June, 1860.																													
	Bard of Avon	Wright and Sons.										4	940 0 0										756 19 8	37 0 4	82 2 8	1,816 2 8			
	"	Ashbury and Sons.	13	1,072 10 0																		474 4 5	41 13 5	54 11 3	1,642 19 1				
	Marcianus	"	15	1,237 10 0																		477 9 4	49 1 0	58 14 10	1,822 15 2				
	"	"	14	1,155 0 0																		523 19 8	59 17 0	23 16 8	1,762 13 4				
	Anne Armstrong.	"			4	474 0 0	17	1,504 10 0				7	773 10 0	3	343 10 0							1,205 18 9	170 10 8	53 13 4	4,525 12 9				
	Sovereign of Seas.	"			8	943 0 0	34	3,009 0 0				14	1,547 0 0	6	687 0 0							1,304 2 4	260 10 0	264 17 10	8,520 10 2				
	Marcianus	Wright and Sons.									2	470 0 0										324 6 8	24 14 0	36 3 1	855 3 9				
			423	3,465 0 0	12	1,422 0 0	51	4,613 10 0				6	1,410 0 0	21	2,320 10 0	9	1,030 10 0						141	5,567 0 10	643 6 5	573 19 8	20,945 16 11		
Total, as per Indents.....			32	5,545 0 0	40	2,520 0 0	32	3,132 0 0	51	4,513 10 0			18	3,103 10 0	22	2,387 10 0	10	1,108 10 0						255	8,690 19 10	975 12 6	1,586 13 5	33,563 5 9	
MANUFACTURED IN THE COLONY.																													
	Railway Work-shops		6	773 7 6					26	3,816 13 10	8	888 14 8	1	60 0 0					10	1,648 19 2	25	1,875 0 0	51					7,187 15 2	
	Peto & Co.																												1,875 0 0
	Vaughan								10	830 0 0																			830 0 0
	P.N. Russell & Co.								18	1,575 0 0																			1,575 0 0
Total manufactured in the Colony...			6	773 7 6					54	6,221 13 10	8	888 14 8	1	60 0 0					10	1,648 19 2	25	1,875 0 0	104					11,467 15 2	
TOTAL.....			88	6,318 7 6	40	2,520 0 0	32	3,132 0 0	105	10,735 8 10	8	888 14 8	19	3,163 10 0	22	2,387 10 0	10	1,108 10 0	10	1,648 19 2	25	1,875 0 0	359	8,690 19 10	975 12 6	1,586 13 5	45,031 0 11		

APPENDIX.

TABLE VI.  
LIST of Rolling Stock on the Railways of New South Wales, 31 December, 1864.

No.	Description of Vehicle.	Diameter and position of Cylinders.	DIAMETER OF WHEELS.			Whether coupled or single.	Length of stroke.	Maker's Name.	Date on which commenced to run.	Line of Railway.	Remarks.	
			Leading.	Driving.	Trailing.							
1	Tender Engine ....	16in. inside	5ft. 6in..	5ft. 6in..	3ft. 9in..	Coupled..	2ft. 0in..	R. Stephenson.....	May, 1855 ....	Great Southern, Western, and Richmond Railways.		
2	" .....	" "	" "	" "	" "	" "	" "	" .....	September, 1855		" .....	
3	" .....	" "	" "	" "	" "	" "	" "	" .....	"		" .....	
4	" .....	" "	" "	" "	" "	" "	" "	" .....	"		" .....	
5	" .....	14in. "	4ft. 6in..	4ft. 6in..	3ft. 6in..	" ..	0ft. 22in..	Hawthorn .....	November, 1856		" .....	" Governor General."
6	" .....	15in. outside	3ft. 6in..	5ft. 6in..	" ..	Single ..	" ..	Fairbairn .....	March, 1856....		" .....	
7	" .....	" "	" "	" "	" "	" "	" "	" .....	April, 1856 ....		" .....	
8	Tank Engine .....	" "	" "	" "	" "	" "	" "	Manning, Wardle, & Co.	January, 1859 ..		" .....	
9	Tender Engine ....	" "	" "	5ft. 9in..	" "	" "	" "	" ..	December, 1858		" .....	
10	" .....	" "	" "	" "	" "	" "	" "	" ..	August, 1861 ..		" .....	
11	" .....	" "	" "	" "	" "	" "	" "	" ..	October, 1861 ..		" .....	
12	Tank Engine .....	" "	" "	5ft. 6in..	" "	" "	" "	" ..	November, 1861		" .....	
13	Tender Engine ....	16in. "	" "	5ft. 0in..	5ft. 0in..	Coupled..	" "	" ..	June, 1863 ....		" .....	
14	Tank Engine .....	11in. inside	3ft. 0in..	3ft. 0in..	3ft. 0in..	" ..	0ft. 18in..	" ..	August, 1864 ..		" .....	" Richmond."
15	" .....	" "	" "	" "	" "	" "	" "	" ..	March, 1864....		" .....	" Windsor."
16	" .....	" "	" "	" "	" "	" "	" "	" ..	August, 1864 ..		" .....	" Sydney."
1	Tender Engine ....	16in. "	5ft. 6in..	5ft. 6in..	3ft. 9in..	" ..	2ft. 0in..	Fairbairn .....	March, 1857....	Great Northern Railway .....		
2	" .....	" "	" "	" "	" "	" "	" "	" .....	"		" .....	
3	" .....	" "	" "	" "	" "	" "	" "	" .....	"		" .....	
4	" .....	14in. "	4ft. 6in..	4ft. 6in..	3ft. 0in..	" ..	" "	" .....	March, 1856....		" .....	
5	" .....	15in. outside	3ft. 6in..	5ft. 9in..	3ft. 6in..	Single ..	1ft. 8in..	Manning, Wardle, & Co.	March, 1861....		" .....	
6	Tank Engine, Bogie	16in. "	3ft. 0in..	4ft. 6in..	4ft. 6in..	Coupled..	2ft. 0in..	" ..	March, 1863....		" .....	
7	" .....	" "	" "	" "	" "	" "	" "	" ..	"		" .....	
8	Tender Engine ....	15in. "	3ft. 6in..	6ft. 0in..	3ft. 6in..	Single ..	1ft. 8in..	Peto, Brassey, & Betts ..	January, 1864 ..		" .....	Purchased from Peto & Co
9	Tank Engine .....	11in. inside	3ft. 0in..	3ft. 0in..	3ft. 0in..	Coupled..	1ft. 5in..	Manning, Wardle, & Co.	June, 1864 ....		" .....	
10	Tender Engine ....	16in. outside	3ft. 6in..	5ft. 0in..	5ft. 0in..	" ..	1ft. 10in..	" ..	September, 1864		" .....	Sent from Sydney (previously No. 13 on the G. S. R.)

TABLE VI.—LIST of Rolling Stock—*continued*.  
WEIGHT OF LOCOMOTIVE ENGINES AND TENDERS, EMPTY AND LOADED.

No. of Engine.	ENGINES.								TENDERS.							
	Empty.				In Steam.				Empty.				Full.			
	Leading Wheels.	Driving.	Trailing.	Total.	Leading.	Driving.	Trailing.	Total.	Leading.	Middle.	Trailing.	Total.	Leading.	Middle.	Trailing.	Total.
GREAT SOUTHERN AND WESTERN.																
	T. cwt. qrs.	T. cwt. qrs.	T. cwt. qrs.	T. cwt. qrs.	T. cwt. qrs.	T. cwt. qrs.	T. cwt. qrs.	T. cwt. qrs.	T. cwt. qrs.	T. cwt. qrs.	T. cwt. qrs.	T. cwt. qrs.	T. cwt. qrs.	T. cwt. qrs.	T. cwt. qrs.	T. cwt. qrs.
1	9 12 0	8 3 0	4 18 0	22 13 0	9 15 0	12 5 1	4 1 0	26 1 1	3 14 3	4 3 2	2 18 3	10 17 0	7 7 2	4 17 0	8 3 2	20 8 0
2	9 12 0	8 3 0	4 18 0	22 13 0	9 15 0	12 5 1	4 1 0	26 1 1	3 14 3	4 3 2	2 18 3	10 17 0	7 7 2	4 17 0	8 3 2	20 8 0
3	9 12 0	8 3 0	4 18 0	22 13 0	9 15 0	12 5 1	4 1 0	26 1 1	3 14 3	4 3 2	2 18 3	10 17 0	7 7 2	4 17 0	8 3 2	20 8 0
4	9 12 0	8 3 0	4 18 0	22 13 0	9 15 0	12 5 1	4 1 0	26 1 1	3 14 3	4 3 2	2 18 3	10 17 0	7 7 2	4 17 0	8 3 2	20 8 0
5	7 5 0	5 19 2	3 6 2	16 11 0	7 13 0	6 0 0	4 0 0	17 13 0	3 15 1	.....	3 9 0	7 4 1	6 15 0	.....	6 3 2	12 18 2
6	8 18 1	6 10 2	3 19 1	19 8 0	9 0 0	9 4 0	3 6 1	21 10 1	3 5 2	2 19 2	3 5 0	9 10 0	5 7 2	6 0 0	6 5 0	17 12 2
7	8 18 1	6 10 2	3 19 1	19 8 0	9 0 0	9 4 0	3 6 1	21 10 1	3 5 2	2 19 2	3 5 0	9 10 0	5 7 2	6 0 0	6 5 0	17 12 2
8	8 14 3	7 12 2	7 17 1	24 4 2	8 14 0	9 14 0	11 11 3	29 19 3	.....	.....	.....	.....	.....	.....	6 5 1	12 15 0
9	7 12 1	6 9 2	4 0 0	18 1 3	7 19 2	9 2 2	4 6 3	21 8 3	4 2 0	.....	3 12 2	7 14 2	6 9 3	.....	6 5 2	12 16 1
10	7 12 1	6 9 2	4 0 0	18 1 3	8 5 0	8 12 3	4 2 0	20 19 3	4 2 0	.....	3 12 2	7 14 2	6 10 3	.....	6 5 2	12 16 1
11	7 12 1	6 9 2	4 0 0	18 1 3	8 0 5	8 19 0	4 4 0	21 4 1	4 0 3	.....	3 14 3	7 15 2	6 10 3	.....	6 5 2	12 16 1
12	8 14 3	7 12 2	7 17 1	24 4 2	8 14 0	9 14 0	11 11 3	29 19 3	.....	.....	.....	.....	.....	.....	.....	.....
13	8 0 1	10 8 0	4 8 1	22 16 2	10 0 2	11 2 0	5 4 0	26 6 2	4 4 1	.....	4 8 3	8 13 0	6 18 0	.....	7 12 3	14 10 3
14	4 5 3	4 4 2	4 14 1	13 4 2	5 16 3	5 5 3	5 15 2	16 18 0	.....	.....	.....	.....	.....	.....	.....	.....
15	4 5 3	4 4 2	4 14 1	13 4 2	5 16 3	5 5 3	5 15 2	16 18 0	.....	.....	.....	.....	.....	.....	.....	.....
16	4 5 3	4 4 2	4 14 1	13 4 2	5 16 3	5 5 3	5 15 2	16 18 0	.....	.....	.....	.....	.....	.....	.....	.....
GREAT NORTHERN.																
1	9 1 0	9 0 0	4 11 0	22 12 0	10 5 0	10 10 0	4 15 0	25 10 0	3 14 3	4 3 2	2 18 3	10 17 0	7 7 2	4 17 0	8 3 2	20 8 0
2	9 1 0	9 0 0	4 11 0	22 12 0	10 5 0	10 10 0	4 15 0	25 10 0	3 14 3	4 3 2	2 18 3	10 17 0	7 7 2	4 17 0	8 3 2	20 8 0
3	9 1 0	9 0 0	4 11 0	22 12 0	10 5 0	10 10 0	4 15 0	25 10 0	3 14 3	4 3 2	2 18 3	10 17 0	7 7 2	4 17 0	8 3 2	20 8 0
4	8 0 0	5 17 0	2 10 0	16 7 0	9 10 0	6 3 0	4 2 0	19 15 0	3 15 0	.....	3 9 0	7 4 0	6 15 0	.....	6 3 2	12 18 2
5	7 12 1	6 9 2	4 0 0	18 1 3	8 0 0	8 12 0	4 0 0	20 12 0	4 2 0	.....	3 12 2	7 14 2	6 9 3	.....	6 5 1	12 15 4
6	9 4 0	9 16 0	11 12 0	30 12 0	10 14 0	12 10 0	11 16 0	35 0 0	.....	.....	.....	.....	.....	.....	.....	.....
7	9 4 0	9 16 0	11 12 0	30 12 0	10 14 0	12 10 0	11 16 0	35 0 0	.....	.....	.....	.....	.....	.....	.....	.....
8	6 8 2	10 8 1	3 8 2	20 5 1	7 8 2	11 8 1	3 17 2	22 14 1	4 4 0	.....	3 14 2	7 18 2	6 9 3	.....	6 9 0	12 18 3
9	4 5 3	4 4 2	4 14 1	13 4 2	5 16 3	5 5 3	5 15 2	16 18 0	.....	.....	.....	.....	.....	.....	.....	.....
10	8 0 1	10 8 0	4 8 1	22 16 2	10 0 2	11 2 0	5 4 0	26 6 2	4 4 1	.....	4 8 3	8 13 0	6 18 0	.....	.....	14 10 3

TABLE VI.—LIST of Rolling Stock—*continued.*

Description of Vehicle.	No.	Class.	Weight	Commenced to run.	Maker's Name.	Diameter of Wheels.	Line of Railway.
			Tons cwt. qrs.			ft. in.	
Carriages	1	State .....	5 8 0	Sept., 1855	Wright, Birmingham....	3 0	Great Southern and Western.
Do.	2	Coupée .....	5 8 0	do.	do.	3 0	do.
Do.	3	Picnic .....	5 12 3	do.	do.	3 0	do.
Do.	4	1st Class .....	5 12 3	do.	do.	3 0	do.
Do.	5	do.	5 12 3	do.	do.	3 0	do.
Do.	6	do.	5 12 3	do.	do.	3 0	do.
Do.	7	do.	5 12 3	do.	do.	3 0	do.
Do.	8	do.	5 12 3	do.	do.	3 0	do.
Do.	1	do.	6 2 0	June, 1861	do.	3 0	Great Northern.
Do.	1	Composite..	6 7 0	Nov., 1858	do.	3 0	Great Southern and Western.
Do.	2	do.	6 7 0	do.	do.	3 0	do.
Do.	3	do.	6 7 0	do.	do.	3 0	do.
Do.	4	do.	6 7 0	do.	do.	3 0	do.
Do.	5	do.	6 10 0	Jan., 1862	do.	3 6	do.
Do.	6	do.	6 10 0	do.	do.	3 6	do.
Do.	7	do.	6 10 0	do.	do.	3 6	do.
Do.	8	do.	6 10 0	do.	do.	3 6	do.
Do.	9	do.	6 10 0	do.	do.	3 6	do.
Do.	10	do.	6 10 0	do.	do.	3 6	do.
Do.	11	do.	6 10 0	do.	do.	3 6	do.
Do.	12	do.	6 10 0	do.	do.	3 6	do.
Do.	13	do.	6 10 0	do.	do.	3 6	do.
Do.	14	do.	6 10 0	do.	do.	3 6	do.
Do.	15	do.	6 10 0	do.	do.	3 6	do.
Do.	16	do.	6 10 0	do.	do.	3 6	do.
Do.	1	do.	6 2 0	June, 1863	do.	3 6	Great Northern.
Do.	2	do.	6 2 0	do.	do.	3 6	do.
Do.	3	do.	6 2 0	do.	do.	3 6	do.
Do.	4	do.	6 2 0	do.	do.	3 6	do.
Do.	5	do.	6 2 0	do.	do.	3 6	do.
Do.	1	2nd Class ..	5 10 0	Sept., 1855	do.	3 0	Great Southern, Western, and Windsor and Richmond.
Do.	2	do.	5 10 0	do.	do.	3 0	do.
Do.	3	do.	5 10 0	do.	do.	3 0	do.
Do.	4	do.	5 10 0	do.	do.	3 0	do.
Do.	5	do.	5 10 0	do.	do.	3 0	do.
Do.	6	do.	5 10 0	do.	do.	3 0	do.
Do.	7	do.	5 10 0	do.	do.	3 0	do.
Do.	8	do.	5 10 0	do.	do.	3 0	do.
Do.	9	do.	5 10 0	do.	do.	3 0	do.
Do.	1	do.	6 8 0	Mar., 1857	do.	3 0	Great Northern.
Do.	2	do.	6 8 0	do.	do.	3 0	do.
Do.	3	do.	6 8 0	do.	do.	3 0	do.
Do.	4	do.	6 8 0	do.	do.	3 0	do.
Do.	5	do.	6 8 0	do.	do.	3 0	do.
Do.	6	do.	6 8 0	do.	do.	3 0	do.
Do.	7	do.	6 8 0	do.	do.	3 0	do.
Do.	8	do.	6 8 0	do.	do.	3 0	do.
Do.	1	3rd Class ..	4 14 0	Sept., 1855	do.	3 6	Great Southern, Western, and Richmond.
Do.	2	do.	4 14 0	do.	do.	3 6	do.
Do.	3	do.	4 14 0	do.	do.	3 6	do.
Do.	4	do.	4 14 0	do.	do.	3 6	do.
Do.	5	do.	4 14 0	do.	do.	3 6	do.
Do.	6	do.	4 14 0	do.	do.	3 6	do.
Do.	7	do.	4 14 0	do.	do.	3 6	do.
Do.	8	do.	4 14 0	do.	do.	3 6	do.
Do.	9	do.	4 14 0	do.	do.	3 6	do.
Do.	10	do.	4 14 0	do.	do.	3 6	do.
Do.	11	do.	4 14 0	do.	do.	3 6	do.
Do.	12	do.	6 10 0	Dec., 1858	do.	3 6	do.
Do.	13	do.	6 10 0	do.	do.	3 0	do.
Do.	14	do.	5 10 0	Dec., 1861	do.	3 0	do.
Do.	15	do.	5 10 0	do.	do.	3 6	do.
Do.	16	do.	5 10 0	do.	do.	3 6	do.
Do.	17	do.	5 10 0	do.	do.	3 6	do.
Do.	18	do.	5 10 0	do.	do.	3 6	do.
Do.	19	do.	5 10 0	do.	do.	3 6	do.
Do.	20	do.	5 10 0	do.	do.	3 6	do.
Do.	21	do.	5 10 0	do.	do.	3 6	do.
Do.	22	do.	5 10 0	do.	do.	3 6	do.
Do.	23	do.	5 10 0	do.	do.	3 6	do.
Do.	24	do.	5 10 0	do.	do.	3 6	do.
Do.	25	do.	5 10 0	do.	do.	3 6	do.
Do.	26	do.	5 10 0	do.	do.	3 6	do.
Do.	27	do.	5 10 0	do.	do.	3 6	do.
Do.	28	do.	5 10 0	do.	do.	3 6	do.
Do.	29	do.	5 10 0	do.	do.	3 6	do.
Do.	30	do.	5 10 0	do.	do.	3 6	do.
Do.	31	do.	5 10 0	do.	do.	3 6	do.
Do.	32	do.	5 10 0	do.	do.	3 6	do.
Do.	33	do.	5 10 0	do.	do.	3 6	do.
Do.	34	do.	5 10 0	do.	do.	3 6	do.
Do.	35	do.	5 10 0	do.	do.	3 6	do.
Do.	36	do.	5 10 0	do.	do.	3 6	do.
Do.	37	do.	5 10 0	do.	do.	3 6	do.
Do.	38	do.	5 10 0	do.	do.	3 6	do.
Do.	1	do.	5 2 0	Mar., 1857	do.	3 0	Great Northern.
Do.	2	do.	5 2 0	do.	do.	3 0	do.
Do.	3	do.	5 2 0	do.	do.	3 0	do.

TABLE VI.—LIST of Rolling Stock—continued.

Description of Vehicle.	No.	Class.	Weight.	Commenced to run.	Maker's Name.	Diameter of Wheels.	Line of Railway.
						ft. in.	
Carriages	4	3rd Class	Tons cwt. qrs. 5 2 0	Mar., 1857	Wright, Birmingham	3 0	Great Northern.
Do.	5	do.	5 2 0	do.	do.	3 0	do.
Do.	6	do.	5 2 0	do.	do.	3 0	do.
Do.	7	do.	5 2 0	do.	do.	3 0	do.
Do.	8	do.	5 2 0	do.	do.	3 0	do.
Do.	9	do.	5 2 0	do.	do.	3 0	do.
Do.	10	do.	5 2 0	do.	do.	3 0	do.
Do.	11	do.	5 4 0	Dec., 1861	do.	3 6	do.
Do.	12	do.	5 4 0	do.	do.	3 6	do.
Do.	13	do.	5 4 0	do.	do.	3 6	do.
Do.	14	do.	5 4 0	do.	do.	3 6	do.
Do.	15	do.	5 4 0	do.	Wright and Sons	3 6	do.
Do.	16	do.	5 4 0	do.	do.	3 6	do.
Do.	17	do.	5 4 0	do.	do.	3 6	do.
Do.	18	do.	5 4 0	do.	do.	3 6	do.
Do.	19	do.	5 4 0	do.	do.	3 6	do.
Do.	20	do.	5 4 0	do.	do.	3 6	do.
Do.	21	do.	5 4 0	do.	do.	3 6	do.
Do.	22	do.	5 4 0	do.	do.	3 6	do.
Brake Vans.	1	Passenger	4 12 0	Sept., 1855	Wright, Birmingham	3 0	Great Southern, Western, and Richmond.
Do.	2	do.	4 12 0	do.	do.	3 0	do.
Do.	3	do.	4 12 0	do.	do.	3 0	do.
Do.	4	do.	5 4 2	Nov., 1858	do.	3 0	do.
Do.	5	do.	5 15 0	Oct., 1861	do.	3 6	do.
Do.	6	do.	5 15 0	do.	do.	3 6	do.
Do.	7	do.	5 15 0	do.	do.	3 6	do.
Do.	8	do.	5 15 0	do.	do.	3 6	do.
Do.	1	Goods	4 13 2	Oct., 1855	do.	3 0	do.
Do.	2	do.	4 13 2	do.	do.	3 0	do.
Do.	3	do.	4 13 2	do.	do.	3 0	do.
Do.	4	do.	5 5 0	Nov., 1857	do.	3 0	do.
Do.	1	do. and passenger.	5 5 0	Mar., 1857	do.	3 0	Great Northern.
Do.	2	do.	5 5 0	do.	do.	3 0	do.
Do.	3	do.	5 3 0	Sept., 1857	do.	3 0	do.
Do.	4	do.	5 3 0	do.	do.	3 0	do.
Do.	5	do.	5 10 0	July, 1862	do.	3 6	do.
Do.	6	do.	5 10 0	do.	do.	3 6	do.
Do.	7	do.	5 15 0	Nov., 1863	Railway Works	3 0	do.
Carriage Trucks.	1	.....	3 17 0	Sept., 1855	Wright, Birmingham	3 0	Great Southern, Western, and Richmond.
Do.	2	.....	3 17 0	do.	do.	3 0	do.
Do.	3	.....	3 19 0	Mar., 1858	Sydney Railway Works	3 0	do.
Do.	4	.....	3 19 0	do.	do.	3 0	do.
Do.	5	.....	4 0 0	Jan., 1862	Wright and Son	3 6	do.
Do.	6	.....	4 0 0	do.	do.	3 6	do.
Do.	7	.....	4 0 0	do.	do.	3 6	do.
Do.	8	.....	4 0 0	do.	do.	3 6	do.
Do.	9	.....	4 0 0	do.	do.	3 6	do.
Do.	10	.....	4 0 0	do.	do.	3 6	do.
Do.	11	.....	4 0 0	do.	do.	3 6	do.
Do.	12	.....	4 0 0	do.	do.	3 6	do.
Do.	13	.....	4 0 0	do.	do.	3 6	do.
Do.	14	.....	4 0 0	do.	do.	3 6	do.
Do.	15	.....	4 0 0	do.	do.	3 6	do.
Do.	16	.....	4 0 0	do.	do.	3 6	do.
Do.	17	.....	4 0 0	do.	do.	3 6	do.
Do.	18	.....	4 0 0	do.	do.	3 6	do.
Do.	1	.....	3 15 0	Dec., 1861	do.	3 6	Great Northern.
Do.	2	.....	3 15 0	do.	do.	3 6	do.
Do.	3	.....	3 15 0	do.	do.	3 6	do.
Do.	4	.....	3 15 0	do.	do.	3 6	do.
Do.	5	.....	3 15 0	do.	do.	3 6	do.
Do.	6	.....	3 15 0	do.	do.	3 6	do.
Do.	7	.....	3 15 0	do.	do.	3 6	do.
Horse-boxes.	1	.....	4 16 0	Sept., 1855	do.	3 0	Great Southern and Western, and Richmond.
Do.	2	.....	4 16 0	Jan., 1856	Wm. Randle	3 0	do.
Do.	3	.....	4 16 0	do.	do.	3 0	do.
Do.	4	.....	4 16 0	do.	do.	3 0	do.
Do.	5	.....	5 8 2	June, 1858	Sydney Railway Works	3 0	do.
Do.	6	.....	5 8 2	do.	do.	3 0	do.
Do.	7	.....	5 8 2	do.	do.	3 0	do.
Do.	8	.....	5 8 2	do.	do.	3 0	do.
Do.	9	.....	5 8 2	do.	do.	3 0	do.
Do.	10	.....	5 1 0	Dec., 1861	Wright and Son	3 6	do.
Do.	11	.....	5 1 0	do.	do.	3 6	do.
Do.	12	.....	5 1 0	do.	do.	3 6	do.
Do.	13	.....	5 1 0	do.	do.	3 6	do.
Do.	14	.....	5 1 0	do.	do.	3 6	do.
Do.	15	.....	5 1 0	do.	do.	3 6	do.
Do.	16	.....	5 1 0	do.	do.	3 6	do.
Do.	17	.....	5 1 0	do.	do.	3 6	do.
Do.	18	.....	5 1 0	do.	do.	3 6	do.
Do.	19	.....	5 1 0	do.	do.	3 6	do.
Do.	20	.....	5 1 0	do.	do.	3 6	do.
Do.	21	.....	5 1 0	do.	do.	3 6	do.
Do.	22	.....	5 1 0	do.	do.	3 6	do.

TABLE VI.—LIST of Rolling Stock—*continued.*

Description of Vehicle.	No.	Class.	Weight.	Commenced to run.	Maker's Name.	Diameter of Wheels.	Line of Railway.
			Tons cwt. qrs. 5 1 0			ft. in.	
Horse-boxes.	23	.....	5 1 0	Dec., 1861	Wright and Son .....	3 6	Great Southern and Western, and Richmond.
Do. ..	1	.....	5 4 0	Aug., 1857	Railway Works, Newcastle	3 0	Great Northern.
Do. ..	2	.....	5 4 0	do. ..	do. ....	3 0	do.
Do. ..	3	.....	4 19 0	Dec., 1861	Wright and Son .....	3 6	do.
Do. ..	4	.....	4 19 0	do. ..	do. ....	3 6	do.
Do. ..	5	.....	4 19 0	do. ..	do. ....	3 6	do.
Do. ..	6	.....	4 19 0	do. ..	do. ....	3 6	do.
Do. ..	7	.....	4 19 0	do. ..	do. ....	3 6	do.
Do. ..	8	.....	4 19 0	do. ..	do. ....	3 6	do.
Do. ..	9	.....	4 19 0	do. ..	do. ....	3 6	do.
Low-sided	1	A Trucks..	3 13 0	July, 1855	do. ....	3 0	Great Southern and Western, and Richmond.
Do. ..	2	do. ..	3 13 0	do. ..	do. ....	3 0	do.
Do. ..	3	do. ..	3 13 0	do. ..	do. ....	3 0	do.
Do. ..	4	do. ..	3 13 0	do. ..	do. ....	3 0	do.
Do. ..	5	do. ..	3 13 0	do. ..	do. ....	3 0	do.
Do. ..	6	do. ..	3 13 0	do. ..	do. ....	3 0	do.
Do. ..	7	do. ..	3 13 0	do. ..	do. ....	3 0	do.
Do. ..	8	do. ..	3 13 0	do. ..	do. ....	3 0	do.
Do. ..	9	do. ..	3 13 0	do. ..	do. ....	3 0	do.
Do. ..	10	do. ..	3 13 0	do. ..	do. ....	3 0	do.
Do. ..	11	do. ..	3 13 0	do. ..	do. ....	3 0	do.
Do. ..	12	do. ..	3 13 0	do. ..	do. ....	3 0	do.
Do. ..	13	do. ..	3 13 0	do. ..	do. ....	3 0	do.
Do. ..	14	do. ..	3 13 0	do. ..	do. ....	3 0	do.
Do. ..	15	do. ..	3 13 0	do. ..	do. ....	3 0	do.
Do. ..	16	do. ..	3 13 0	do. ..	do. ....	3 0	do.
Do. ..	17	do. ..	3 13 0	do. ..	do. ....	3 0	do.
Do. ..	18	do. ..	3 13 0	do. ..	do. ....	3 0	do.
Do. ..	19	do. ..	3 13 0	do. ..	do. ....	3 0	do.
Do. ..	20	do. ..	3 13 0	do. ..	do. ....	3 0	do.
Do. ..	21	do. ..	4 2 2	Nov., 1857	do. ....	3 0	do.
Do. ..	22	do. ..	4 2 2	do. ..	do. ....	3 0	do.
Do. ..	23	do. ..	4 2 2	do. ..	do. ....	3 0	do.
Do. ..	24	do. ..	4 2 2	do. ..	do. ....	3 0	do.
Do. ..	25	do. ..	4 0 0	Jan., 1861	Railway Works, Sydney..	3 0	do.
Do. ..	26	do. ..	4 0 0	do. ..	do. ....	3 0	do.
Do. ..	27	do. ..	4 0 0	do. ..	do. ....	3 0	do.
Do. ..	28	do. ..	4 0 0	do. ..	do. ....	3 0	do.
Do. ..	29	do. ..	4 1 0	Nov., 1861	Ashbury .....	3 0	do.
Do. ..	30	do. ..	4 1 0	do. ..	do. ....	3 0	do.
Do. ..	31	do. ..	4 1 0	do. ..	do. ....	3 0	do.
Do. ..	32	do. ..	4 1 0	do. ..	do. ....	3 0	do.
Do. ..	33	do. ..	4 1 0	do. ..	do. ....	3 0	do.
Do. ..	34	do. ..	4 1 0	do. ..	do. ....	3 0	do.
Do. ..	35	do. ..	4 1 0	do. ..	do. ....	3 0	do.
Do. ..	36	do. ..	4 1 0	do. ..	do. ....	3 0	do.
Do. ..	37	do. ..	4 1 0	do. ..	do. ....	3 0	do.
Do. ..	38	do. ..	4 1 0	do. ..	do. ....	3 0	do.
Do. ..	39	do. ..	4 1 0	do. ..	do. ....	3 0	do.
Do. ..	40	do. ..	4 1 0	do. ..	do. ....	3 0	do.
Do. ..	41	do. ..	4 1 0	do. ..	do. ....	3 0	do.
Do. ..	42	do. ..	4 1 0	do. ..	do. ....	3 0	do.
Do. ..	43	do. ..	4 1 0	do. ..	do. ....	3 0	do.
Do. ..	44	do. ..	4 1 0	do. ..	do. ....	3 0	do.
Do. ..	45	do. ..	4 1 0	do. ..	do. ....	3 0	do.
Do. ..	46	do. ..	4 1 0	do. ..	do. ....	3 0	do.
Do. ..	47	do. ..	4 1 0	do. ..	do. ....	3 0	do.
Do. ..	48	do. ..	4 1 0	do. ..	do. ....	3 0	do.
Do. ..	49	do. ..	4 1 0	do. ..	do. ....	3 0	do.
Do. ..	50	do. ..	4 1 0	do. ..	do. ....	3 0	do.
Do. ..	51	do. ..	4 1 0	do. ..	do. ....	3 0	do.
Do. ..	52	do. ..	4 1 0	do. ..	do. ....	3 0	do.
Do. ..	53	do. ..	4 1 0	do. ..	do. ....	3 0	do.
Do. ..	54	do. ..	4 1 0	do. ..	do. ....	3 0	do.
Do. ..	55	do. ..	4 1 0	do. ..	do. ....	3 0	do.
Do. ..	56	do. ..	4 1 0	do. ..	do. ....	3 0	do.
Do. ..	1	do. ..	4 0 0	Mar., 1857..	do. ....	3 0	Great Northern.
Do. ..	2	do. ..	4 0 0	do. ..	do. ....	3 0	do.
Do. ..	3	do. ..	4 0 0	do. ..	do. ....	3 0	do.
Do. ..	4	do. ..	4 0 0	do. ..	do. ....	3 0	do.
Do. ..	5	do. ..	4 0 0	do. ..	do. ....	3 0	do.
Do. ..	6	do. ..	4 0 0	do. ..	do. ....	3 0	do.
Do. ..	7	do. ..	4 0 0	do. ..	do. ....	3 0	do.
Do. ..	8	do. ..	4 0 0	do. ..	do. ....	3 0	do.
Do. ..	9	do. ..	4 0 0	do. ..	do. ....	3 0	do.
Do. ..	10	do. ..	4 0 0	do. ..	do. ....	3 0	do.
Do. ..	11	do. ..	4 0 0	do. ..	do. ....	3 0	do.
Do. ..	12	do. ..	4 0 0	do. ..	do. ....	3 0	do.
Do. ..	13	do. ..	4 0 0	do. ..	do. ....	3 0	do.
Do. ..	14	do. ..	4 0 0	do. ..	do. ....	3 0	do.
Do. ..	15	do. ..	4 0 0	do. ..	do. ....	3 0	do.
Do. ..	16	do. ..	4 0 0	do. ..	do. ....	3 0	do.
Do. ..	17	do. ..	4 0 0	do. ..	Railway Works, Sydney..	3 0	do.
Do. ..	18	do. ..	4 0 0	do. ..	do. ....	3 0	do.
Do. ..	19	do. ..	4 0 0	Oct., 1861..	Ashbury .....	3 0	do.
Do. ..	20	do. ..	4 0 0	do. ..	do. ....	3 0	do.
Do. ..	21	do. ..	4 0 0	do. ..	do. ....	3 0	do.
Do. ..	22	do. ..	4 0 0	do. ..	do. ....	3 0	do.

TABLE VI.—LIST of Rolling Stock—continued.

Description of Vehicle.	No.	Class.	Weight.	Commenced to run.	Maker's Name.	Diameter of Wheels.	Line of Railway.
			Tons cwt. qrs.			ft. in.	
Low-sided	23	A Trucks	4 0 0	Oct., 1861	Ashbury	3 0	Great Northern.
Do.	24	do.	4 0 0	do.	do.	3 0	do.
Do.	25	do.	4 0 0	do.	do.	3 0	do.
Do.	26	do.	4 0 0	do.	do.	3 0	do.
Do.	27	do.	4 0 0	do.	do.	3 0	do.
Do.	28	do.	4 0 0	do.	do.	3 0	do.
Do.	29	do.	4 0 0	do.	do.	3 0	do.
Do.	30	do.	4 0 0	do.	do.	3 0	do.
Do.	31	do.	4 0 0	do.	do.	3 0	do.
Do.	32	do.	4 0 0	do.	do.	3 0	do.
High-sided.	1	B Trucks	4 0 0	Sept., 1855	Wright and Son	3 0	Great Southern, Western, and Richmond.
Do.	2	do.	4 0 0	do.	do.	3 0	do.
Do.	3	do.	4 0 0	do.	do.	3 0	do.
Do.	4	do.	4 0 0	do.	do.	3 0	do.
Do.	5	do.	4 0 0	do.	do.	3 0	do.
Do.	6	do.	4 0 0	do.	do.	3 0	do.
Do.	7	do.	4 0 0	do.	do.	3 0	do.
Do.	8	do.	4 0 0	do.	do.	3 0	do.
Do.	9	do.	4 0 0	do.	do.	3 0	do.
Do.	10	do.	4 0 0	do.	do.	3 0	do.
Do.	11	do.	4 0 0	do.	do.	3 0	do.
Do.	12	do.	4 0 0	do.	do.	3 0	do.
Do.	13	do.	4 0 0	do.	do.	3 0	do.
Do.	14	do.	4 0 0	do.	do.	3 0	do.
Do.	15	do.	4 0 0	do.	do.	3 0	do.
Do.	16	do.	4 0 0	do.	do.	3 0	do.
Do.	17	do.	4 0 0	do.	do.	3 0	do.
Do.	18	do.	4 0 0	do.	do.	3 0	do.
Do.	19	do.	4 0 0	do.	do.	3 0	do.
Do.	20	do.	4 0 0	do.	do.	3 0	do.
Do.	21	do.	4 5 2	Nov., 1861	do.	3 0	do.
Do.	22	do.	4 5 2	do.	do.	3 0	do.
Do.	23	do.	4 5 2	do.	do.	3 0	do.
Do.	24	do.	4 5 2	do.	do.	3 0	do.
Do.	25	do.	4 5 2	do.	do.	3 0	do.
Do.	26	do.	4 5 2	do.	do.	3 0	do.
Do.	27	do.	4 5 2	do.	do.	3 0	do.
Do.	28	do.	4 5 2	do.	do.	3 0	do.
Do.	1	do.	4 5 0	Mar., 1857	do.	3 0	Great Northern.
Do.	2	do.	4 5 0	do.	do.	3 0	do.
Do.	3	do.	4 5 0	do.	do.	3 0	do.
Do.	4	do.	4 5 0	do.	do.	3 0	do.
Do.	5	do.	4 5 0	do.	do.	3 0	do.
Do.	6	do.	4 5 0	do.	do.	3 0	do.
Do.	7	do.	4 5 0	do.	do.	3 0	do.
Do.	8	do.	4 5 0	do.	do.	3 0	do.
Do.	9	do.	4 5 0	do.	do.	3 0	do.
Do.	10	do.	4 5 0	do.	do.	3 0	do.
Covered Vans.	1	C Trucks	4 15 0	Sept., 1855	do.	3 0	Great Southern and Western, and Richmond.
Do.	2	do.	4 15 0	do.	do.	3 0	do.
Do.	3	do.	4 15 0	do.	do.	3 0	do.
Do.	4	do.	4 15 0	do.	do.	3 0	do.
Do.	5	do.	4 15 0	do.	do.	3 0	do.
Do.	6	do.	4 15 0	do.	do.	3 0	do.
Do.	7	do.	4 15 0	do.	do.	3 0	do.
Do.	8	do.	4 15 0	do.	do.	3 0	do.
Do.	9	do.	4 15 0	do.	do.	3 0	do.
Do.	10	do.	4 15 0	do.	do.	3 0	do.
Do.	11	do.	5 2 0	Nov., 1857	do.	3 0	do.
Do.	12	do.	5 2 0	do.	do.	3 0	do.
Do.	13	do.	5 2 0	do.	do.	3 0	do.
Do.	14	do.	5 7 0	June, 1862	Ashbury	3 0	do.
Do.	15	do.	5 7 0	do.	do.	3 0	do.
Do.	16	do.	5 7 0	do.	do.	3 0	do.
Do.	17	do.	5 7 0	do.	do.	3 0	do.
Do.	18	do.	5 7 0	do.	do.	3 0	do.
Do.	19	do.	5 7 0	do.	do.	3 0	do.
Do.	20	do.	5 7 0	do.	do.	3 0	do.
Do.	21	do.	5 7 0	do.	do.	3 0	do.
Do.	1	do.	4 13 0	Mar., 1857	Wright & Son	3 0	Great Northern.
Do.	2	do.	4 13 0	do.	do.	3 0	do.
Do.	3	do.	4 13 0	do.	do.	3 0	do.
Do.	4	do.	4 13 0	do.	do.	3 0	do.
Do.	5	do.	4 13 0	do.	do.	3 0	do.
Do.	6	do.	4 13 0	do.	do.	3 0	do.
Do.	7	do.	4 13 0	do.	do.	3 0	do.
Do.	8	do.	5 3 0	May, 1862	Ashbury	3 0	do.
Do.	9	do.	5 3 0	do.	do.	3 0	do.
Do.	10	do.	5 3 0	do.	do.	3 0	do.
Do.	11	do.	5 3 0	do.	do.	3 0	do.
Medium	1	D Trucks	4 2 2	Feb., 1858	Railway Works, Sydney	3 0	Great Southern and Western, and Richmond.
Do.	2	do.	4 2 2	do.	do.	3 0	do.
Do.	3	do.	4 2 2	do.	do.	3 0	do.
Do.	4	do.	4 2 2	do.	do.	3 0	do.
Do.	5	do.	4 2 2	do.	do.	3 0	do.
Do.	6	do.	4 2 2	do.	do.	3 0	do.



APPENDIX.

TABLE VI.—List of Rolling Stock—continued.

Description of Vehicle.	No.	Class.	Weight.	Commenced to run.	Maker's Name.	Diameter of Wheels.	Line of Railway.
			Tons cwt. qrs.			ft. in.	
Medium	7	D Trucks	4 2 2	Feb., 1858	Railway Works, Sydney	3 0	Great Southern and Western, and Richmond.
Do.	8	do.	4 2 2	do.	do.	3 0	do.
Do.	9	do.	4 2 2	do.	do.	3 0	do.
Do.	10	do.	4 2 2	do.	do.	3 0	do.
Do.	11	do.	4 2 2	do.	do.	3 0	do.
Do.	12	do.	4 2 2	do.	do.	3 0	do.
Do.	13	do.	4 2 2	do.	do.	3 0	do.
Do.	14	do.	4 2 2	do.	do.	3 0	do.
Do.	15	do.	4 2 2	do.	do.	3 0	do.
Do.	16	do.	4 2 2	do.	do.	3 0	do.
Do.	17	do.	4 2 2	do.	do.	3 0	do.
Do.	18	do.	4 2 2	do.	do.	3 0	do.
Do.	19	do.	4 2 2	do.	do.	3 0	do.
Do.	20	do.	4 2 2	do.	do.	3 0	do.
Do.	21	do.	4 5 2	Jan., 1861	do.	3 0	do.
Do.	22	do.	4 5 2	do.	do.	3 0	do.
Do.	23	do.	4 5 2	do.	do.	3 0	do.
Do.	24	do.	4 5 2	do.	do.	3 0	do.
Do.	25	do.	4 0 0	Jan., 1865	P. N. Russell & Co.	3 0	do.
Do.	26	do.	4 0 0	do.	do.	3 0	do.
Do.	27	do.	4 0 0	do.	do.	3 0	do.
Do.	28	do.	4 0 0	do.	do.	3 0	do.
Do.	29	do.	4 0 0	do.	do.	3 0	do.
Do.	30	do.	4 0 0	do.	do.	3 0	do.
Do.	31	do.	4 0 0	do.	do.	3 0	do.
Do.	32	do.	4 0 0	do.	do.	3 0	do.
Do.	33	do.	4 0 0	do.	do.	3 0	do.
Do.	34	do.	4 0 0	do.	do.	3 0	do.
Do.	35	do.	4 0 0	do.	do.	3 0	do.
Do.	36	do.	4 0 0	do.	do.	3 0	do.
Do.	37	do.	4 0 0	do.	do.	3 0	do.
Do.	38	do.	4 0 0	do.	do.	3 0	do.
Do.	39	do.	4 0 0	do.	do.	3 0	do.
Do.	40	do.	4 0 0	do.	do.	3 0	do.
Do.	41	do.	4 0 0	do.	do.	3 0	do.
Do.	42	do.	4 0 0	do.	do.	3 0	do.
Do.	43	do.	4 0 0	do.	Vaughan, Sydney	3 0	do.
Do.	44	do.	4 0 0	do.	do.	3 0	do.
Do.	45	do.	4 0 0	do.	do.	3 0	do.
Do.	46	do.	4 0 0	do.	do.	3 0	do.
Do.	47	do.	4 0 0	do.	do.	3 0	do.
Do.	48	do.	4 0 0	do.	do.	3 0	do.
Do.	49	do.	4 0 0	do.	do.	3 0	do.
Do.	50	do.	4 0 0	do.	do.	3 0	do.
Do.	51	do.	4 0 0	do.	do.	3 0	do.
Do.	52	do.	4 0 0	do.	do.	3 0	do.
Do.	53	do.	4 0 0	Jan., 1862	Ashbury	3 0	do.
Do.	54	do.	4 0 0	do.	do.	3 0	do.
Do.	55	do.	4 0 0	do.	do.	3 0	do.
Do.	56	do.	4 0 0	do.	do.	3 0	do.
Do.	57	do.	4 0 0	do.	do.	3 0	do.
Do.	58	do.	4 0 0	do.	do.	3 0	do.
Do.	59	do.	4 0 0	do.	do.	3 0	do.
Do.	60	do.	4 0 0	do.	do.	3 0	do.
Do.	61	do.	4 0 0	do.	do.	3 0	do.
Do.	62	do.	4 0 0	do.	do.	3 0	do.
Do.	63	do.	4 0 0	do.	do.	3 0	do.
Do.	64	do.	4 0 0	do.	do.	3 0	do.
Do.	65	do.	4 0 0	do.	do.	3 0	do.
Do.	66	do.	4 0 0	do.	do.	3 0	do.
Do.	67	do.	4 0 0	do.	do.	3 0	do.
Do.	68	do.	4 6 2	do.	do.	3 0	do.
Do.	69	do.	4 6 2	do.	do.	3 0	do.
Do.	70	do.	4 6 2	do.	do.	3 0	do.
Do.	71	do.	4 6 2	do.	do.	3 0	do.
Do.	72	do.	4 6 2	do.	do.	3 0	do.
Do.	73	do.	4 6 2	do.	do.	3 0	do.
Do.	74	do.	4 6 2	do.	do.	3 0	do.
Do.	75	do.	4 6 2	do.	do.	3 0	do.
Do.	76	do.	4 6 2	do.	do.	3 0	do.
Do.	77	do.	4 6 2	do.	do.	3 0	do.
Do.	78	do.	4 6 2	do.	do.	3 0	do.
Do.	79	do.	4 6 2	do.	do.	3 0	do.
Do.	80	do.	4 6 2	do.	do.	3 0	do.
Do.	81	do.	4 6 2	do.	do.	3 0	do.
Do.	82	do.	4 6 2	do.	do.	3 0	do.
Do.	83	do.	4 6 2	do.	do.	3 0	do.
Do.	84	do.	4 6 2	do.	do.	3 0	do.
Do.	85	do.	4 6 2	do.	do.	3 0	do.
Do.	86	do.	4 6 2	do.	do.	3 0	do.
Do.	1	do.	4 3 0	Mar., 1861	Railway Works, Sydney	3 0	Great Northern.
Do.	2	do.	4 3 0	do.	do.	3 0	do.
Do.	3	do.	4 5 0	Feb., 1862	Ashbury	3 0	do.
Do.	4	do.	4 5 0	do.	do.	3 0	do.
Do.	5	do.	4 5 0	do.	do.	3 0	do.
Do.	6	do.	4 5 0	do.	do.	3 0	do.
Do.	7	do.	4 5 0	do.	do.	3 0	do.
Do.	8	do.	4 5 0	do.	do.	3 0	do.

TABLE VI.—LIST of Rolling Stock—*continued.*

Description of Vehicle.	No.	Class.	Weight.	Commenced to run.	Maker's Name.	Diameter of Wheels.	Line of Railway.
			Tons cwt. qrs.			ft. in.	
Medium	9	D Trucks	4 5 0	Feb., 1862	Ashbury .....	3 0	Great Northern.
Do.	10	do.	4 5 0	do.	do.	3 0	do.
Do.	11	do.	4 5 0	do.	do.	3 0	do.
Do.	12	do.	4 5 0	do.	do.	3 0	do.
Do.	13	do.	4 5 0	do.	do.	3 0	do.
Do.	14	do.	4 5 0	do.	do.	3 0	do.
Do.	15	do.	4 5 0	do.	do.	3 0	do.
Do.	16	do.	4 5 0	do.	do.	3 0	do.
Do.	17	do.	4 5 0	do.	do.	3 0	do.
Do.	18	do.	4 5 0	do.	do.	3 0	do.
Do.	19	do.	4 5 0	do.	do.	3 0	do.
Timber Waggon.	1	E Trucks	3 4 0	Aug., 1859	Railway Works, Sydney	3 0	Great Southern, Western, and Richmond.
Do.	2	do.	3 4 0	do.	do.	3 0	do.
Do.	3	do.	3 4 0	do.	do.	3 0	do.
Do.	4	do.	3 4 0	do.	do.	3 0	do.
Do.	5	do.	3 4 0	do.	do.	3 0	do.
Do.	6	do.	3 4 0	do.	do.	3 0	do.
Do.	7	do.	3 4 0	do.	do.	3 0	do.
Do.	8	do.	3 4 0	do.	do.	3 0	do.
Sheep Vans.	1	do.	4 2 0	Sept., 1855	Wright and Sons.....	3 0	do.
Do.	2	do.	4 8 0	Sept., 1862	Ashbury ..	3 0	do.
Do.	3	do.	4 8 0	do.	do.	3 0	do.
Do.	4	do.	4 8 0	do.	do.	3 0	do.
Do.	5	do.	4 8 0	do.	do.	3 0	do.
Do.	6	do.	4 8 0	do.	do.	3 0	do.
Do.	7	do.	4 8 0	do.	do.	3 0	do.
Do.	1	do.	5 11 0	June, 1863	do.	3 0	Great Northern.
Do.	2	do.	5 11 0	do.	do.	3 0	do.
Do.	3	do.	5 11 0	do.	do.	3 0	do.
Cattle Trucks.	1	do.	4 10 0	Oct., 1862	do.	3 0	Great Southern, Western, and Richmond.
Do.	2	do.	4 10 0	do.	do.	3 0	do.
Do.	3	do.	4 10 0	do.	do.	3 0	do.
Do.	4	do.	4 10 0	do.	do.	3 0	do.
Do.	5	do.	4 10 0	do.	do.	3 0	do.
Do.	6	do.	4 10 0	do.	do.	3 0	do.
Do.	7	do.	4 10 0	do.	do.	3 0	do.
Do.	8	do.	4 10 0	do.	do.	3 0	do.
Do.	9	do.	4 10 0	do.	do.	3 0	do.
Do.	10	do.	4 10 0	do.	do.	3 0	do.
Do.	11	do.	4 10 0	do.	do.	3 0	do.
Do.	12	do.	4 10 0	do.	do.	3 0	do.
Do.	13	do.	4 10 0	do.	do.	3 0	do.
Do.	14	do.	4 10 0	do.	do.	3 0	do.
Do.	1	do.	5 4 0	June, 1862	do.	3 0	Great Northern.
Do.	2	do.	5 4 0	do.	do.	3 0	do.
Do.	3	do.	5 4 0	do.	do.	3 0	do.
Do.	4	do.	5 4 0	do.	do.	3 0	do.
Do.	5	do.	5 4 0	do.	do.	3 0	do.
Do.	6	do.	5 4 0	do.	do.	3 0	do.
Do.	7	do.	5 4 0	do.	do.	3 0	do.
Meat Vans.	1	do.	5 13 0	Feb., 1858	Railway Works, Sydney..	3 0	Great Southern, Western, and Richmond.
Do.	2	do.	5 13 0	do.	do.	3 0	do.
Do.	3	do.	5 15 0	Nov., 1860	do.	3 0	do.
Do.	4	do.	5 15 0	do.	do.	3 0	do.
Do.	5	do.	5 15 0	do.	do.	3 0	do.
Do.	6	do.	5 15 0	do.	do.	3 0	do.
Do.	7	do.	5 15 0	do.	do.	3 0	do.
Do.	8	do.	5 15 0	do.	do.	3 0	do.
Do.	9	do.	5 15 0	do.	do.	3 0	do.
Do.	10	do.	5 15 0	do.	do.	3 0	do.
Ballast Trucks.	1	do.	4 1 3	Feb., 1864	Peto and Co. ....	3 0	Great Northern.
Do.	2	do.	4 1 3	do.	do.	3 0	do.
Do.	3	do.	4 1 3	do.	do.	3 0	do.
Do.	4	do.	4 1 3	do.	do.	3 0	do.
Do.	5	do.	4 1 3	do.	do.	3 0	do.
Do.	6	do.	4 1 3	do.	do.	3 0	do.
Do.	7	do.	4 1 3	do.	do.	3 0	do.
Do.	8	do.	4 1 3	do.	do.	3 0	do.
Do.	9	do.	4 1 3	do.	do.	3 0	do.
Do.	10	do.	4 1 3	do.	do.	3 0	do.
Do.	11	do.	4 1 3	do.	do.	3 0	do.
Do.	12	do.	4 1 3	do.	do.	3 0	do.
Do.	13	do.	4 1 3	do.	do.	3 0	do.
Do.	14	do.	4 1 3	do.	do.	3 0	do.
Do.	15	do.	4 1 3	do.	do.	3 0	do.
Do.	16	do.	4 1 3	do.	do.	3 0	do.
Do.	17	do.	4 1 3	do.	do.	3 0	do.
Do.	18	do.	4 1 3	do.	do.	3 0	do.
Do.	19	do.	4 1 3	do.	do.	3 0	do.
Do.	20	do.	4 1 3	do.	do.	3 0	do.
Do.	21	do.	4 1 3	do.	do.	3 0	do.
Do.	22	do.	4 1 3	do.	do.	3 0	do.
Do.	23	do.	4 1 3	do.	do.	3 0	do.
Do.	24	do.	4 1 3	do.	do.	3 0	do.
Do.	25	do.	4 1 3	do.	do.	3 0	do.

TABLE VII.

RETURN of Machinery, Turn-tables, Cranes, Weigh-bridges, Pumping and other Apparatus, shipped from England, arranged according to Indents, to 31st December, 1864.

Date of Invoice.	Name of Ship.	From whom purchased.	No.	Lathes.	Radial Drilling Machine.	Freight.	Insurance.	English and Colonial Charges.	Total Cost.	Cost of each in Sydney.
Indent, July, 1850.				£ s. d.	£ s. d.	£ s. d.	£ s. d.	£ s. d.	£ s. d.	£ s. d.
1851. 19 July .....	Mowhawk .....	Parr, Curtiss & Co. ....	1	334 0 0	.....	27 10 0	7 5 0	8 5 0	377 0 0	377 0 0
			1	107 7 0	.....	12 5 6	2 4 0	3 4 0	125 0 6	125 0 6
			1	43 17 0	.....	3 15 0	1 18 6	1 5 0	50 15 6	50 15 6
			1	.....	167 0 0	17 10 0	3 5 0	6 4 6	193 19 6	193 19 6
				485 4 0	167 0 0	61 0 6	14 12 6	18 18 6	746 15 6	.....

Date of Invoice.	Name of Ship.	From whom purchased.	No.	Crabs, Single Purchase.	Crabs, Double Purchase.	Cranes, Travelling.	Turn-tables.	Water Cranes.	Points and Crossings.	Freight.	Insurance.	English and Colonial Charges.	Total Cost.	Cost of each in Sydney.	Remarks.
Indent, 17th November, 1853.				£ s. d.	£ s. d.	£ s. d.	£ s. d.	£ s. d.	£ s. d.	£ s. d.	£ s. d.	£ s. d.	£ s. d.	£ s. d.	
1854. July 13	Ellenborough .....	Dunn, Hattersley & Co. ...	6	48 12 0	.....	.....	.....	.....	.....	19 7 8	1 6 0	3 15 0	73 0 8	12 3 5	
" 13	" .....	" .....	3	.....	43 7 0	.....	.....	.....	.....	9 13 10	1 3 6	2 2 0	56 6 4	18 15 5	
" 13	" .....	Bray, Waddington & Co ..	2	.....	.....	260 0 0	.....	.....	.....	97 5 0	6 5 0	3 10 0	367 0 0	183 10 0	
Apr. 10	Racer .....	S. Ellis & Co .....	5	.....	.....	.....	450 0 0	.....	.....	88 10 0	11 5 0	32 0 0	581 15 0	116 7 0	14 feet
June 13	Calloe .....	" .....	5	.....	.....	.....	450 0 0	.....	.....	91 17 6	10 1 6	29 6 6	581 5 6	116 5 1	14 "
" 23	Ellenborough .....	" .....	2	.....	.....	.....	240 0 0	.....	.....	56 6 0	8 6 6	11 12 6	316 5 0	153 2 6	15 "
" 14	Bolton .....	Cochrane & Co .....	1	.....	.....	.....	315 0 0	.....	.....	78 15 0	9 17 6	15 10 0	419 2 6	419 2 6	40 "
Mar. 3	Bella Islena .....	Lloyds, Foster & Co. ....	5	.....	.....	.....	.....	313 15 0	.....	31 10 0	9 5 0	28 5 0	387 15 0	77 11 0	
Sept. 28	Lord George Bentick..	Thos. Swingle .....	6	.....	.....	.....	.....	.....	153 0 0	12 17 6	3 10 0	10 13 3	180 0 9	30 0 2	
				48 12 0	43 7 0	260 0 0	1,455 0 0	313 15 0	153 0 0	486 2 6	61 0 0	136 14 3	2,962 10 9	.....	

TABLE VII.—RETURN of Machinery, &c.—continued.

Date of Invoice.	Name of Ship.	From whom purchased.	Number.	Screwing Apparatus	Traversing Screw Jacks.	Engine Axle Brasses.	Tender Axle Brasses.	Inside and outside Connecting Rods.	Two Pistons.	Engine Wheels, 5 ft. 6in.	Boxes Tools.	Tender Wheels and Axles.	Engine Lamps, Signal Water-gauge.	Sema-phore Lamps.	Racet Brace and Drills.	Carriage Couplings, Screw Link.	Freight.	Insurance.	English and Colonial Charges.	Total Cost.	Cost of each in Sydney.
1854.	Indent 9th May, 1854.				£ s. d.	£	£	£ s. d.	£ s. d.	£ s. d.	£	£ s. d.	£ s. d.	£ s. d.	£ s. d.	£ s. d.	£ s. d.	£ s. d.	£ s. d.	£ s. d.	£ s. d.
6 Sept.	Ebba Brahi	R. Stephenson & Co.	2	.....	39 10 0	.....	.....	.....	.....	.....	.....	.....	.....	.....	.....	.....	0 15 0	1 5 9	1 2 6	42 13 3	21 6 7
19 Aug.	John Fielden	"	2	.....	39 10 0	.....	.....	.....	.....	.....	.....	.....	.....	.....	.....	.....	0 18 6	1 0 6	1 4 0	42 13 0	21 6 6
1855.																					
8 May	Hilton	"	1 set.	.....	.....	69	.....	.....	.....	.....	.....	.....	.....	.....	.....	.....	0 12 6	2 0 0	2 2 0	73 14 6	73 14 6
8 "	"	"	1 "	.....	.....	46	.....	.....	.....	.....	.....	.....	.....	.....	.....	.....	0 12 6	1 8 6	1 10 0	49 11 0	49 11 0
8 "	"	"	1 "	.....	.....	.....	.....	69 16 0	.....	.....	.....	.....	.....	.....	.....	.....	0 10 6	2 0 0	2 5 0	74 11 6	74 11 6
8 "	"	"	1 "	.....	.....	.....	.....	40 14 0	.....	.....	.....	.....	.....	.....	.....	.....	0 8 6	1 2 9	1 5 0	43 10 3	43 10 3
8 "	"	"	1 "	.....	.....	.....	.....	.....	.....	812 2 0	.....	.....	.....	.....	.....	.....	7 1 9	9 2 9	10 2 6	388 9 0	65 19 2
8 "	"	"	1 "	.....	.....	.....	.....	.....	.....	.....	.....	120 10 0	.....	.....	.....	.....	5 0 9	4 6 6	2 1 11	181 19 2	131 19 2
6 Sept.	Ebba Brahi	R. Stephenson & Co.	2 pair.	.....	.....	.....	.....	.....	.....	.....	.....	.....	.....	.....	.....	.....	0 17 6	0 16 0	1 13 4	21 6 10	10 13 5
17 May	John Fielden	"	2	.....	.....	.....	.....	.....	.....	.....	.....	.....	.....	.....	.....	.....	0 15 6	0 13 6	0 18 0	20 5 0	10 2 6
17 "	"	"	2	.....	.....	.....	.....	.....	.....	.....	.....	.....	.....	.....	.....	.....	0 15 6	0 13 6	1 6 6	11 11 6	1 18 7
17 "	"	"	6	.....	.....	.....	.....	.....	.....	.....	.....	.....	.....	.....	.....	.....	0 12 6	0 5 6	1 9 3	11 14 3	1 19 0
6 Sept.	Ebba Brahi	J. Thornton & Son	6	.....	.....	.....	.....	.....	.....	.....	.....	.....	.....	.....	.....	.....	0 12 6	0 5 3	0 12 9	14 3 0	0 11 9
31 Aug.	"	"	24	.....	.....	.....	.....	.....	.....	.....	.....	.....	.....	.....	.....	.....	3 1 0	3 18 9	9 10 0	199 18 9	33 6 5
31 "	"	"	6	.....	.....	.....	.....	.....	.....	.....	.....	.....	.....	.....	.....	.....	42 10 0	3 18 9	2 9 6	34 19 0	34 19 0
8 Aug.	"	Whitworth & Co.	1	30 15 6	.....	.....	.....	.....	.....	.....	.....	.....	.....	.....	.....	.....	1 1 0	0 13 0	0 3 0	2 3 0	2 3 0
19 "	John Fielden	J. Thornton & Son	1	.....	.....	.....	.....	.....	.....	.....	.....	.....	.....	.....	.....	.....	0 4 6	0 2 6	0 3 0	2 3 0	2 3 0
9 Nov.	Robertus Hendrikus	Wright & Sons	6	.....	.....	.....	.....	.....	.....	.....	.....	.....	.....	.....	.....	.....	0 19 6	0 8 6	0 9 9	16 17 9	2 16 3
9 "	"	"	12	.....	.....	.....	.....	.....	.....	.....	.....	.....	.....	.....	.....	.....	1 18 6	0 17 0	0 19 6	33 15 0	2 16 3
9 "	"	"	45	.....	.....	.....	.....	.....	.....	.....	.....	.....	.....	.....	.....	.....	47 5 0	1 1 0	1 12 6	52 8 6	1 3 3
9 "	"	"	.....	.....	.....	.....	.....	.....	.....	.....	.....	.....	.....	.....	.....	.....	2 10 0	1 1 0	1 12 6	52 8 6	1 3 3
				30 15 6	79 0 0	69	46	69 16 0	40 14 0	312 2 0	36	120 10 0	73 18 0	144 0 0	1 13 0	47 5 0	71 2 6	31 13 3	42 15 0	1,216 4 3	.....

\* 2 Water Gauge. † Hand Signal. ‡ Tail. § Side.

Date of Invoice.	Name of Ship.	From whom purchased.	Number.	Traversing Screw Jacks.	Sampsons.	Turntables.	Tools for Locomotives.	Spare Gear for Turntables.	Engine Turntables.	Brass Tubes.	Head and Tail Lamps.	Engine Springs.	Engine Wheels and Axles.	Freight.	Insurance.	English and Colonial Charges.	Total Cost.	Cost of each in Sydney.	
1856.	Indent 17th August, 1855.				£ s. d.	£ s. d.	£ s. d.	£	£ s. d.	£	£ s. d.	£ s. d.	£ s. d.	£ s. d.	£ s. d.	£ s. d.	£ s. d.	£ s. d.	£ s. d.
18 July	John Fielden	Thornton & Sons	2	28 0 0	.....	.....	.....	.....	.....	.....	.....	.....	.....	0 12 0	0 17 6	1 9 6	30 13 0	15 6 6	
18 "	Dundonald	"	2	28 0 0	.....	.....	.....	.....	.....	.....	.....	.....	.....	0 14 0	1 6 6	1 4 6	31 5 0	15 12 6	
22 Aug.	Nourmahal	"	2	28 0 0	.....	.....	.....	.....	.....	.....	.....	.....	.....	0 12 6	0 15 0	1 2 0	30 9 6	15 4 9	
17 July	Dundonald	Wright & Sons	3	.....	6 0 0	.....	.....	.....	.....	.....	.....	.....	.....	0 10 6	0 4 6	0 5 0	7 0 0	2 6 8	
8 May	John Fielden	Dunn, Hattersly & Co.	2	.....	.....	590 17 0	.....	.....	.....	.....	.....	.....	.....	50 8 0	21 0 0	18 0 0	680 5 0	*340 2 6	
29 July	"	"	5	.....	.....	585 0 0	.....	.....	.....	.....	.....	.....	.....	80 6 6	20 14 0	18 10 0	704 10 6	+140 18 1	
26 "	Dundonald	"	5	.....	.....	600 0 0	.....	.....	.....	.....	.....	.....	.....	73 10 0	30 0 0	15 4 6	718 14 6	143 14 10	
30 "	John Fielden	Fairbairn & Son	1	.....	.....	.....	15	.....	.....	.....	.....	.....	.....	0 15 0	0 12 9	1 13 0	18 0 9	18 0 9	
20 June	Dundonald	Cochrain & Co.	.....	.....	.....	.....	.....	26 16 3	.....	.....	.....	.....	.....	2 2 3	1 8 1	0 14 8	31 1 3	31 1 3	
				84 0 0	6 0 0	1,775 17 0	15	26 16 3	.....	.....	.....	.....	.....	209 10 9	76 18 4	57 17 2	2,251 19 6	.....	
1856.	Indent 3rd November, 1855.																		
24 May	John Fielden	Cochrain & Co.	2	.....	.....	.....	.....	.....	660 0 0	.....	.....	.....	.....	51 18 0	22 0 0	15 8 6	749 6 6	1374 13 3	
19 Sept.	Nourmahal	Fairbairn & Sons	100	.....	.....	.....	.....	.....	.....	110	.....	.....	.....	1 16 9	1 12 6	0 15 0	114 4 3	0 15 3	
28 June	Light of the Age	Thornton & Sons	50	.....	.....	.....	.....	.....	.....	.....	56 8 0	.....	.....	1 1 0	1 1 6	1 5 0	59 15 6	2 9 9	
24 "	Kate	Fairbairn & Sons	24	.....	.....	.....	.....	.....	.....	.....	.....	573 0 0	.....	13 5 1	14 7 0	13 9 7	614 1 8	102 6 11	
9 Sept.	Nourmahal	"	6	.....	.....	.....	.....	.....	.....	.....	.....	.....	1,105 0 0	68 10 0	29 15 0	35 5 0	1,238 10 0	619 5 0	
			2 sets.	.....	.....	.....	.....	.....	660 0 0	110	56 8 0	573 0 0	1,105 0 0	136 10 10	68 16 0	66 3 1	2,775 17 11	.....	

\* 36 feet. † 14 feet. ‡ 40 feet.

APPENDIX.

TABLE VII.—RETURN of Machinery, &c.—continued.

Date of Invoice.	Name of Ship.	From whom Purchased.	Number.	Planing Machine.	Screw Bolt Machine.	Punching and Shearing Machine.	Slotting Machine.	Drilling Machine.	Anvils.	Steam Hammers.	Guard Rails.	Shafting.	Turntables.	Duplicate Engine & Tender Springs.	Buffers and India Rubber Engine Springs.	Hydraulic Press.	Engine Tyres.	Freight.	Insurance.	English and Colonial Charges.	Total Cost.	Cost of each in Sydney.	Remarks.	
1856.	Indent, 15th January, 1856.				£	£	£	£	£ s. d.	£	£	£ s. d.	£	£	£ s. d.	£	£ s. d.	£ s. d.	£ s. d.	£ s. d.	£ s. s.	£ s. d.		
9 Aug.	Nourmahal	Whitworth & Co.	1	108														14 10 0	2 2 0	3 11 6	128 3 6	128 3 6		
31 Oct.	Fitz James	Nasmyth & Co.	1	228														24 5 6	10 2 8	9 0 0	271 8 2	271 8 2		
9 Aug.	Nourmahal	Whitworth & Co.	1		123													12 15 0	2 3 9	4 1 6	142 0 3	142 0 3		
9 "	"	"	1			155												16 5 0	3 1 3	5 4 0	179 10 3	179 10 3		
31 Oct.	Fitz James	Nasmyth & Co.	1				110											11 16 8	4 16 8	4 7 3	191 0 7	191 0 7		
9 Aug.	Nourmahal	Whitworth & Co.	1					62										4 0 0	2 2 6	1 3 6	69 6 0	69 6 0		
29 July.	"	Wood, Brothers	6						44 17 0									3 3 0	1 1 0	1 14 6	50 15 6	50 15 6		
4 Sept.	"	Nasmyth & Co.	1							665								55 2 6	13 15 0	12 10 0	746 7 6	746 7 6		
29 Oct.	Mary Ann	Lloyd, Foster & Co.	100 pair							825								22 1 0	6 17 6	9 7 6	863 6 0	863 6 0		
29 "	"	"	50 "							650								29 4 8	30 6 6	29 6 6	738 17 3	7 7 9	10 feet.	
31 "	Fitz James	Nasmyth & Co.								475								21 19 9	21 13 4	20 18 10	539 11 11	10 15 10	15 "	
6 Nov.	"	Cochran & Co.	2								124 14 2							14 6 9	6 10 0	6 5 0	151 15 11	151 15 11*		
10 Dec.	Sarah Newman	"	8									650						61 15 0	26 0 0	27 4 6	764 19 6	382 9 9	40 "	
15 "	Daphne	"	5									920						133 17 6	26 18 9	28 15 6	1,109 11 9	138 13 11	14 "	
30 "	Ganymede	"	7									675						94 10 0	16 7 8	21 3 6	707 0 9	141 8 1	14 "	
30 "	"	"	12									805						90 13 0	18 14 6	32 0 0	946 7 6	135 3 11	14 "	
1857.	"	"	1									840						94 19 6	20 16 6	35 10 0	991 6 0	82 12 2	10 "	
10 Feb. 1856.	"	R. Stephenson & Co.												387										
25 Oct.	Fitz James	G. Spencer & Co.	50 sets																					
25 "	"	"	20																					
9 Aug.	Nourmahal	Whitworth	1																					
13 June.	Nimroud	Herd, Dawson & Co.	23																					
		Total		336	123	155	110	62	44 17 0	990	1,125	124 14 2	3,790	387	977 10 0	131	148 18 5	760 0 10	270 11 10	288 16 6	9,824 8 9			

\* Weight, 3 tons 15 cwt. 2 qrs. 9 lbs.

APPENDIX.

Date of Invoice.	Name of Ship.	From whom Purchased.	Number.	Semaphore Signal Lamps.	Tyres.	Taps and Dies.	Weigh Bridges.	Pumping Engines.	Freight.	Insurance.	English and Colonial Charges.	Total Cost.	Cost of each in Sydney.
1857.	Indent, 1st November, 1856.				£ s. d.	£ s. d.	£ s. d.	£ s. d.	£ s. d.	£ s. d.	£ s. d.	£ s. d.	£ s. d.
17 April	Ann	Thornton & Sons	6	149 12 6					26 7 8	3 10 0	6 7 0	185 17 2	30 19 6
7 May	Harvest Home	"	6	170 5 10					29 12 0	5 0 0	6 4 0	211 1 10	35 3 7
11 Mar.	Maid of Judah	Hird, Dawson & Co.	52		755 19 2				31 6 7	19 10 0	16 8 0	823 3 9	15 16 7
												819 18 4	755 19 2
1857.	Indent, 14th March, 1857.												
20 Aug.	Governor Morton	Whitworth & Co.	1 set			31 7 0			0 15 0	1 5 0	0 12 6	33 19 6	33 19 6
20 "	Mornington	Pooley & Sons	8				576 0 0		106 9 7	21 10 5	14 0 8	718 0 8	89 15 1
						31 7 0	576 0 0		107 4 7	22 15 5	14 13 2	752 0 2	
1860.	Indent, 13th April, 1860.												
25 Mar.	Elwood Walter	Ganut Marshall	1					108 17 3	17 17 4	8 0 0	5 18 0	130 12 7	130 12 7
19 "	Catteaux Wattell	"	4					418 10 6	89 3 8	12 12 1	26 11 11	546 17 9	136 14 5
11 June	Lloyds	"	1					106 17 7	27 18 2	2 2 4	5 11 2	142 9 3	142 9 3
		Total						629 5 4	134 18 9	17 14 5	38 1 1	819 19 7	

TABLE VII.—RETURN of Machinery, &c.—continued.

Date of Invoice.	Name of Ship.	From whom Purchased.	No.	Lathes.	Planing Machine.	Nut Shaping Machine.	Self-Acting Drilling Machine.	Weigh Bridges Locomotive.	Bending Machine.	Horizontal Steam Engine 2 Bolters.	Traversing Screw Jacks.	Parallel Vices.	Crab Winches.	Platform Weighing Machines.	Water Cranes.	Common Bench Vices.	Freight.	Insurance.	English and Colonial Charges.	Total Cost.	Cost of each in Sydney.
				£ s. d.	£	£	£ s. d.	£	£	£	£	£	£	£	£	£ s. d.	£ s. d.	£ s. d.	£ s. d.	£ s. d.	£ s. d.
Indent 14th June, 1860.																					
1861—28 July...	Nagasaki	Fairbairn & Co.	1	373 10 0	..	..	..	..	..	..	..	..	..	..	..	..	36 4 7	13 9 7	11 14 8	434 18 10	434 18 10*
28 "	"	"	1	235 10 0	..	..	..	..	..	..	..	..	..	..	..	..	13 7 7	9 11 8	5 6 5	263 15 8	263 15 8†
28 "	"	"	1	120 10 0	..	..	..	..	..	..	..	..	..	..	..	..	5 11 6	4 10 0	2 8 9	133 0 3	130 0 3‡
28 May	Corrumulzie	Smith, Badcock, & Co.	1	..	221	..	..	..	..	..	..	..	..	..	..	..	15 10 0	6 17 6	7 10 10	250 18 4	250 18 4
28 "	"	"	1	..	..	95	..	..	..	..	..	..	..	..	..	..	7 10 0	2 5 0	2 9 9	107 4 9	107 4 9
28 July	Nagasaki	Fairbairn & Co.	1	..	..	..	97 5 0	..	..	..	..	..	..	..	..	..	6 16 7	3 12 9	2 9 4	110 3 8	110 3 8
28 May	Corrumulzie	Smith, Badcock, & Co.	1	..	..	..	62 0 0	..	..	..	..	..	..	..	..	..	3 15 0	2 0 0	2 7 10	70 2 10	70 2 10
1862—10 Feb.	Switzerland	Denison & Son	2	..	..	..	..	300	..	..	..	..	..	..	..	..	44 5 3	8 9 3	17 7 4	370 1 10	185 0 11
1861—28 May	Corrumulzie	Smith, Badcock, & Co.	1	..	..	..	..	..	190	..	..	..	..	..	..	..	12 0 0	4 0 0	10 14 6	216 14 6	216 14 6
31 July	Bard of Avon	Manning, Wardle, & Co.	1	..	..	..	..	..	..	657	..	..	..	..	..	..	173 17 8	20 8 0	43 14 6	895 0 2	895 0 2
4 May	Cyclone	Lindley, Cutts, & Co.	6	..	..	..	..	..	..	..	90	..	..	..	..	..	2 7 6	2 10 0	1 13 0	96 15 6	16 2 7
28 "	Corrumulzie	"	12	..	..	..	..	..	..	..	..	42	..	..	..	..	1 15 0	0 17 6	1 13 0	46 5 6	3 17 1
29 "	Nimroud	"	4	..	..	..	..	..	..	..	..	..	59	..	..	..	14 19 1	1 2 6	1 14 0	76 15 7	19 3 10
31 July	Bard of Avon	Henry Pooley & Son	12	..	..	..	..	..	..	..	..	..	..	138	..	..	18 9 7	4 7 0	4 10 3	165 6 10	13 15 7
1862—1 May	Indian Ocean	Bray Waddington	6	..	..	..	..	..	..	..	..	..	..	..	..	..	32 11 0	9 9 11	7 9 4	292 10 3	.....
1861—6 June	Rifeman	Ransome & Sims	6	..	..	..	..	..	..	..	..	..	..	..	..	..	27 14 1	12 18 0	4 14 5	321 6 6	53 11 1
	Cyclone	Lindley, Cutts, & Co.	12	..	..	..	..	..	..	..	..	..	..	..	..	..	2 7 6	0 13 6	0 15 0	31 17 0	2 13 1
				729 10 0	221	95	159 5 0	300	190	657	90	42	59	138	519	28 1 0	419 1 11	107-2 2	128 18 2	3,882 18 0	.....

\* Railway—Wheel lathe. † Screw cutting. ‡ 9 inch. § Ship lost.

Date of Arrival.	Name of Ship.	From whom Purchased.	No.	Lathes, Self-Acting Slide.	Planing Machine.	Slotting Machine.	Drilling Machine.	Nut and Bolt Screwing Machine.	Hydraulic Press.	Fan.	Bending and Shearing Machine.	Crab Winches.	Patent Weighing Machine.	Freight.	Insurance.	English and Colonial Charges.	Total Cost.	Cost of each in Sydney.
				£ s. d.	£	£	£ s. d.	£	£	£	£	£ s. d.	£	£ s. d.	£ s. d.	£ s. d.	£ s. d.	£ s. d.
Indent 14th June, 1860.																		
1861—28 July...	Nagasaki	Fairbairn & Co.	1	235 10 0	£	£	..	..	..	..	..	..	..	20 2 6	8 1 0	6 16 2	270 9 8	270 9 8
30 May	Mary Bradford	Smith, Badcock, & Co.	1	85 0 0	..	..	..	..	..	..	..	..	..	7 15 0	3 1 9	3 9 1	99 5 10	99 5 10
26 July	Marcianus	Fairbairn & Co.	1	788 15 0	..	..	..	..	..	..	..	..	..	74 5 9	29 2 0	21 5 10	913 8 7	913 8 7
30 May	Mary Bradford	Smith, Badcock, & Co.	1	..	221	..	..	..	..	..	..	..	..	16 5 0	6 5 0	14 19 4	258 9 4	258 9 4
28 July	Nagasaki	Fairbairn & Co.	1	..	..	215	..	..	..	..	..	..	..	17 10 0	7 15 0	8 14 0	248 19 0	248 19 0
28 "	"	"	1	..	..	..	97 5 0	..	..	..	..	..	..	6 10 0	4 5 0	3 14 3	111 14 3	111 14 3
28 "	"	"	1	..	..	..	..	180	..	..	..	..	..	7 7 6	5 1 9	6 17 5	149 6 8	149 6 8
28 "	"	"	1	..	..	..	..	66	..	..	..	..	..	3 2 0	4 10 3	2 4 1	75 16 4	75 16 4
26 July	Marcianus	Smith, Badcock, & Co.	1	..	..	..	..	..	180	..	..	..	..	16 17 6	7 10 0	0 4 6	204 12 0	204 12 0
30 May	Mary Bradford	Smith, Badcock, & Co.	1	..	..	..	..	..	..	25	..	..	..	1 5 7	0 10 9	2 8 3	29 4 7	29 4 7
30 "	"	"	1	..	..	..	..	..	..	..	215	..	..	25 10 0	7 15 6	3 2 4	251 7 10	251 7 10
30 "	"	"	2	..	..	..	..	..	..	..	..	..	..	6 10 0	0 17 6	2 10 9	39 8 3	19 14 1
28 July	Nagasaki	H. Pooley & Son	6	..	..	..	..	..	..	..	..	29 10 0	..	14 2 2	2 16 6	1 18 4	87 17 0	14 12 10
				1,109 5 0	221	215	97 5 0	196	180	25	215	29 10 0	69	217 3 0	87 12 0	78 4 4	2,739 19 4	.....

\* Taps and dies for machine.

Date of Invoice.	Name of Ship.	From whom Purchased.	No.	Salter's Spring Balances.	Steam Indicators.	Compound Shaping Machine.	Screw Jack.	Freight.	Insurance.	English and Colonial Charges.	Total Cost.	Cost of each in Sydney.
				£ s. d.	£ s. d.	£ s. d.	£ s. d.	£ s. d.	£ s. d.	£ s. d.	£ s. d.	£ s. d.
Indent 18th May, 1861.												
1862—13 June	Sebastian	Linley, Cutts, & Co.	24	58 4 0	..	..	..	0 8 0	1 5 0	1 7 2	61 4 2	2 11 0
13 "	"	"	24	..	72 0 0	..	..	0 8 3	1 9 3	1 15 2	75 12 8	3 3 0
1863—9 January	Earl Canning	"	1	..	..	349 12 0	..	13 9 8	10 2 0	13 12 2	386 15 10	386 15 10
6 February	Der West	"	1	..	..	349 12 0	..	13 12 5	9 14 0	13 8 8	386 7 1	386 7 1
Indent 21st August, 1861.												
1862—13 July	Sebastian Cabot	Halley's	2	..	..	..	..	..	..	..	..	..
"	"	"	2	..	..	..	..	..	..	..	..	..
				58 4 0	72 0 0	699 4 0	..	27 18 4	22 10 3	30 3 2	909 19 9	.....
				..	..	..	15 10 0	0 8 0	0 9 0	0 6 11	16 13 11	8 6 11
				..	..	..	13 0 0	0 8 0	0 8 3	0 3 9	14 0 0	7 0 0
				..	..	..	28 10 0	0 16 0	0 17 3	0 10 8	80 13 11	.....

APPENDIX.

TABLE VIII.

LIST of Machinery in Workshops, &amp;c., 31 December, 1864.

No. of each.	Name of Machine.	Remarks.
GREAT SOUTHERN AND WESTERN LINES.		
1	20-horse power steam engine, with two boilers 20ft. long, 5ft. 6in. diameter, } tube in centre 3ft. 3in. diameter .. .. . }	For driving machinery at Sydney.
1	5ft. 6in. railway wheel lathe, with two slide rests, so arranged as to take a cut on both wheels at the same time; also boring mill attached, for boring out cylinders; length of bed over all, 22ft.	
1	3ft. 6in. railway wheel lathe, with double-face plate, two slide rests, so as to turn and bore out both tyres at the same time.	
1	12in. self-acting screw cutting lathe; length of bed, 15ft.	
1	11in. self-acting screw cutting lathe; length of bed, 12ft.	
1	9in. self-acting screw cutting lathe; length of bed, 10ft.	
1	9in. lathe, with slide rests .. .. . }	Not self-acting.
1	5in. lathe, with hand rests .. .. . }	
1	12ft. self-acting planing machine, to plane work 12ft. long and 3ft. wide.	
1	6ft. self-acting planing machine, to plane work 6ft. long and 3ft. 6in. wide.	
1	3ft. self-acting planing machine, to plane work 2ft. 6in. long and 18in. wide.	
1	Self-acting compound shaping machine, 18in. stroke, and length of bed 15ft.; } to plane vertically, horizontally, circularly, and semicircularly .. }	Self-acting in all its cuts.
1	Self-acting bolt-head and nut shaping machine, for nuts of from $\frac{1}{2}$ in. to 2in. screw.	
1	Small slotting machine; length of stroke, 7in.	
1	Self-acting radial drilling machine, for drilling out tube plates of boilers, arranged so as to bore out all holes without moving the plate after being once fixed.	
1	Self-acting vertical drilling and boring machine, double geared, and capable of boring holes 5in. diameter in the middle of work 4ft. diameter.	
2	Self-acting small single drilling machines.	
1	Bolt screwing machine; to screw bolts for screws from $\frac{1}{2}$ in. to 2in. diameter.	
1	Punching and shearing machine, so arranged that both operations can go on at the same time; to punch $\frac{1}{2}$ in. holes in $\frac{1}{2}$ in. plates and shear $\frac{1}{2}$ in. plates.	
1	Strong plate bending machine, arranged for the top roller to be taken out when the plate is bent to a circle; to take in plates 8ft. in width and $\frac{1}{2}$ in. thick.	
1	Self-acting tyre bending machine, arranged so as to bend tyres from 2ft. to 6ft. diameter.	
1	15 cwt. steam hammer and 1 ton crane, with stop valves and cocks complete.	
1	45 cwt. steam hammer and furnace, with 3 ton crane, boiler, and stopcocks complete.	
1	Hydraulic press, used for drawing engine wheels off and on axles.	
1	Engine weighing machine for locomotives; has six distinct systems of leverage and six independent weighing tubes, with six levers and tables united to six indicators, which are acted upon by a single hand lever.	
1	Vertical saw for cutting out sweeps.	
2	Circular saws and benches.	
1	Fan for smiths' fires.	
<i>Engines and Pumps for supplying water.</i>		
1	6-horse power engine, and pair of 7in. pumps at Sydney, with tubular boiler.	
1	Horizontal 4-horse power (Garrett and Marshal's) pumping engine at Sydney.	





TABLE

RETURN shewing the Number of Trains, Number of Passengers, Tons of Goods, Earnings, and Working Expenses, with 31st December, 1864, together with the Capital invested

Year.	Miles open.	Number of Trains.			Number of Passengers.	Tons of Goods.	Earnings.						Goods.						
		Pas-senger.	Goods.	Total.			Coaching.			Season Tickets.	Mis-cellaneous.	Total.	Merchandise.	Live Stock.	Total.				
							Passengers.	Parcels.	Horses, &c.										
1855. S. ....	13½	1,045	.....	1,045	98,846	.....	£ s. d.	£ s. d.	£ s. d.	£ s. d.	£ s. d.	£ s. d.	£ s. d.	£ s. d.	£ s. d.	£ s. d.	£ s. d.	£ s. d.	
1856. S. ....	22	4,824	210	5,034	350,724	2,460	8,962 11 2	No record	129 19 1	No record	9,092 10 3	156 0 0	No record	156 0 0	No record	156 0 0	No record	156 0 0	
1857. S. ....	22	3,450	626	4,076	290,570	19,238	28,652 11 9	.....	1,357 17 11	627 12 2	13 4 0	29,526 0 8	2,757 0 3	.....	2,757 0 3	.....	2,757 0 3	.....	
1858. S. ....	34	3,733	728	4,461	313,411	26,388	32,652 13 4	1,040 8 0	1,891 17 4	726 11 5	1 6 3	31,272 6 9	7,664 1 8	.....	7,664 1 8	.....	7,664 1 8	.....	
1859. S. ....	34	3,579	1,046	4,625	331,681	31,006	31,094 16 1	1,633 18 11	2,399 16 6	703 13 2	1,665 1	27,911 12 2	12,338 4 7	75 17 2	12,414 1 9	.....	12,414 1 9	.....	
1860. S.&W. ....	42	5,384	1,402	6,786	403,209	40,584	27,941 8 11	2,954 6 1	2,569 13 0	1,181 9 4	859 12	9,351 10 4	13,240 8 10	101 5 1	13,341 13 11	.....	13,341 13 11	.....	
1861. S.&W. ....	45	5,642	1,248	6,890	423,894	41,591	30,169 17 8	2,973 9 10	2,677 16 11	1,562 14 9	909 18	11,383 17 3	17,332 19 9	176 6 4	17,509 6 1	.....	17,509 6 1	.....	
1862. S.&W. ....	61	6,408	1,560	7,968	446,100	48,909	37,398 18 4	3,043 0 7	3,019 11 9	1,723 19 7	2,700 9	9,478 86 0	25,837 9 0	72 17 4	25,910 6 4	.....	25,910 6 4	.....	
1863. S.&W. ....	74	6,595	1,872	8,467	426,782	56,105	40,984 19 5	3,561 8 8	2,964 0 5	1,887 4 10	1,711 19	7,511 09 11	32,113 11 2	233 2 9	32,346 13 11	.....	32,346 13 11	.....	
1864. S.&W. ....	74	7,478	1,248	8,726	442,848	62,946	43,716 16 8	3,144 17 2	3,167 18 2	1,327 19 6	1,602 19	9,536 11 3	35,465 2 3	740 13 7	36,205 15 10	.....	36,205 15 10	.....	
1864. W.&R. ....	16	134	.....	134	2,949	49	456 13 0	17 19 7	19 9 7	.....	.....	494 2 2	79 0 6	3 18 2	82 18 8	.....	82 18 8	.....	
1857. N. ....	17	1,100	.....	1,100	29,449	1,559	3,612 15 6	.....	85 5 0	.....	.....	3,698 0 6	753 8 11	.....	753 8 11	.....	753 8 11	.....	
1858. N. ....	20	1,360	.....	1,360	63,081	6,997	7,228 0 11	204 12 5	214 11 5	.....	.....	300 4 6	7,947 9 3	3,526 4 9	10 8 8	3,536 13 5	.....	3,536 13 5	.....
1859. N. ....	20	1,498	194	1,692	94,196	12,014	8,428 9 11	331 10 5	183 1 1	.....	.....	271 15 6	9,214 16 11	2,820 14 2	26 17 0	2,847 11 2	.....	2,847 11 2	.....
1860. N. ....	27	1,482	318	1,800	147,836½	14,810	8,751 19 5	875 3 10	230 5 9	7 11 11	456 4	3,10,321 5 2	3,461 10 0	37 19 8	3,499 9 8	.....	3,499 9 8	.....	
1861. N. ....	27	1,482	318	1,800	171,697½	59,539	9,907 14 2	790 4 7	227 0 10	3 0 0	515 4	0 11,443 3	7,789 4 3	63 9 8	7,853 13 11	.....	7,853 13 11	.....	
1862. N. ....	35	1,456	468	1,924	196,331	156,230	12,291 15 2	933 17 1	374 8 6	26 10 0	683 18	11,420 8 10	15,768 18 3	95 13 6	15,864 11 9	.....	15,864 11 9	.....	
1863. N. ....	49	1,460	468	1,928	200,382	162,430	16,123 6 0	1,308 2 1	994 4 10	37 10 0	1,789 2	20,187 5 1	20,115 3 10	182 4 5	20,297 8 3	.....	20,297 8 3	.....	
1864. N. ....	52	2,080	624	2,704	247,377½	316,666	18,376 17 9	1,622 10 6	1,278 10 1	10 0 0	6,244 10	1 27,532 8 5	29,456 7 3	421 9 4	29,877 16 7	.....	29,877 16 7	.....	

TABLE

RETURN of the Earnings and Working Expenses, with Net Earnings, on Miles Open, from the commencement of Traffic to the Working Expenses per

Year.	Miles open.	Earnings per Mile open.																	
		Coaching.					Goods.												
		Passengers.	Parcels.	Horses, Carriages, and Dogs.	Season Tickets.	Miscellaneous.	Total.	Merchandise.	Live Stock.	Total.	Total.								
*1855	13½	£ s. d.	£ s. d.	£ s. d.	£ s. d.	£ s. d.	£ s. d.	£ s. d.	£ s. d.	£ s. d.	£ s. d.	£ s. d.	£ s. d.	£ s. d.	£ s. d.	£ s. d.	£ s. d.	£ s. d.	£ s. d.
*1856	22	1,251 4 10-136	No Record.	9 12 6-296	.....	.....	673 10 4-666	11 11 1-334	.....	.....	.....	.....	.....	.....	.....	.....	.....	.....	.....
1857	22	1,902 7 9-682	.....	61 14 5-409	28 10 6-636	0 12 0	1,342 1 10-181	125 6 4-500	.....	.....	.....	.....	.....	.....	.....	.....	.....	.....	.....
1858	34	951 5 1-176	30 12 0	85 19 10-545	33 0 6-227	0 1 2-318	1,421 9 4-772	348 7 4-182	.....	.....	.....	.....	.....	.....	.....	.....	.....	.....	.....
1859	34	914 11 0-735	48 1 1-735	63 10 5-823	20 13 11	48 9 5-353	1,115 0 11-352	377 11 10-794	.....	.....	.....	.....	.....	.....	.....	.....	.....	.....	.....
1860	42	655 14 11-691	49 8 0-735	70 8 0-735	26 1 9-118	37 11 7-706	1,096 13 8-029	363 16 4-265	.....	.....	.....	.....	.....	.....	.....	.....	.....	.....	.....
1861	45	718 6 7-333	70 6 9-738	61 3 7-714	28 2 7-238	20 9 4-214	835 17 4-595	315 4 11-667	.....	.....	.....	.....	.....	.....	.....	.....	.....	.....	.....
1862	61	618 1 11-278	70 15 11-981	61 7 6-548	37 4 1-928	21 13 3-452	909 7 6-842	412 13 9-643	.....	.....	.....	.....	.....	.....	.....	.....	.....	.....	.....
1863	74	553 17 0-230	49 17 8-574	49 10 0-344	28 5 2-869	44 5 4-869	785 0 3-394	423 11 3-541	.....	.....	.....	.....	.....	.....	.....	.....	.....	.....	.....
1864	74	590 15 4-324	48 2 6-595	40 1 1-040	25 10 0-784	23 2 8-364	690 13 5-013	493 19 4-081	.....	.....	.....	.....	.....	.....	.....	.....	.....	.....	.....
1864	16	28 10 9-750	1 2 5-688	1 4 4-187	.....	.....	30 17 7-625	4 18 9-375	.....	.....	.....	0 4 10-625	.....	.....	.....	.....	.....	.....	.....
1857	17	212 10 3-882	.....	5 0 3-529	.....	.....	217 10 7-411	44 6 4-882	.....	.....	.....	.....	.....	.....	.....	.....	.....	.....	.....
1858	20	361 8 0-550	10 4 7-450	10 14 6-850	.....	.....	397 7 5-550	176 6 2-850	.....	.....	.....	0 10 5-200	.....	.....	.....	.....	.....	.....	.....
1859	20	421 8 5-950	16 11 6-250	9 3 0-650	.....	.....	480 14 10-150	141 0 8-500	.....	.....	.....	0 6 10-200	.....	.....	.....	.....	.....	.....	.....
1860	27	324 2 11-296	32 8 3-482	8 10 7	0 5 7-519	16 17 11-222	382 5 4-519	128 4 0-889	.....	.....	.....	1 8 1-629	.....	.....	.....	.....	.....	.....	.....
1861	27	366 19 0-519	29 5 4-259	8 8 2-148	0 2 2-667	10 1 7-555	423 16 5-148	288 9 4-444	.....	.....	.....	2 10 3-741	.....	.....	.....	.....	.....	.....	.....
1862	35	351 3 10-343	26 13 7-571	10 13 11-486	0 15 1-714	16 13 7-914	406 0 3-028	450 10 9-686	.....	.....	.....	2 14 8-057	.....	.....	.....	.....	.....	.....	.....
1863	49	329 2 11-755	26 13 11-041	18 17 2-898	0 15 3-673	36 10 2-980	411 19 8-347	410 10 3-388	.....	.....	.....	3 14 4-510	.....	.....	.....	.....	.....	.....	.....
1864	52	353 8 0-404	31 4 0-577	24 11 8-788	0 3 10-154	120 1 8-788	529 9 4-711	566 9 4-442	.....	.....	.....	8 2 1-231	.....	.....	.....	.....	.....	.....	.....

\* The expenditure for these years not kept separate.

† Included in Locomotive Power.

‡ Only divided with 42 miles

TABLE

RETURN of the Earnings and Working Expenses, with Net Earnings on Train Miles Run, from the commencement

Year.	Train Miles run by			Earnings per Train Mile.															
	Passengers.	Goods.	Total.	Coaching.					Goods.										
				Passengers.	Parcels.	Horses, Carriages & Dogs.	Season Tickets.	Miscellaneous.	Total.	Merchandise.	Live Stock.	Total.							
1855	14,107.	.....	14,107	£ s. d.	£ s. d.	£ s. d.	£ s. d.	£ s. d.	£ s. d.	£ s. d.	£ s. d.	£ s. d.	£ s. d.	£ s. d.	£ s. d.	£ s. d.	£ s. d.	£ s. d.	£ s. d.
1856	63,751	4,620	68,371	0 12 8-478	.....	0 0 2-211	.....	.....	0 12 10-689	.....	.....	0 0 2-654	.....	.....	.....	.....	.....	.....	.....
1857	75,900	13,772	89,672	0 8 7-631	.....	0 0 5-112	0 0 2-962	0 0 0-050	0 9 3-155	0 11 11-221	.....	.....	0 11 11-221	.....	.....	.....	.....	.....	.....
1858	96,073	18,364	114,437	0 6 8-795	0 0 2-599	0 0 5-982	0 0 2-297	0 0 0-004	0 3 2-884	0 11 1-559	.....	.....	0 11 1-559	.....	.....	.....	.....	.....	.....
1859	99,221	19,194	118,415	0 6 3-213	0 0 3-952	0 0 5-790	0 0 2-145	0 0 3-091	0 7 6-191	0 13 11-783	.....	.....	0 13 11-783	.....	.....	.....	.....	.....	.....
1860	119,846	22,414	142,260	0 4 7-154	0 0 5-916	0 0 5-285	0 0 3-264	0 0 1-721	0 5 10-303	0 11 9-773	.....	.....	0 11 9-773	.....	.....	.....	.....	.....	.....
1861	117,064½	38,600	155,664½	0 5 1-853	0 0 6-096	0 0 5-146	0 0 3-906	0 0 1-865	0 6 3-308	0 8 11-770	.....	.....	0 8 11-770	.....	.....	.....	.....	.....	.....
1862	136,214	44,322	180,536	0 5 5-894	0 0 5-362	0 0 5-320	0 0 3-037	0 0 4-758	0 7 0-371	0 11 7-908	.....	.....	0 11 7-908	.....	.....	.....	.....	.....	.....
1863	143,004	43,745	186,749	0 5 6-460	0 0 5-775	0 0 4-807	0 0 3-060	0 0 2-776	0 6 10-878	0 13 2-114	.....	.....	0 13 2-114	.....	.....	.....	.....	.....	.....
1864	181,173	57,368	238,541	0 4 9-912	0 0 4-166	0 0 4-196	0 0 2-422	0 0 2-123	0 5 10-819	0 12 4-369	.....	.....	0 12 4-369	.....	.....	.....	.....	.....	.....
1864	2,529	77	2,606	0 3 7-336	0 0 1-706	0 0 1-848	.....												

IX.

Net Earnings, on the Great Southern, Western, Richmond, and Northern Railways, from the commencement of Traffic, to on Lines open for Traffic, and Rate of Interest.

Total Earnings.	Working Expenses.					Total Expenditure	Net Earnings.	Amount of Capital invested.	Rate of Interest.	Remarks.	
	A. Locomotive Power.	B. Carriage and Waggon Repairs.	C. Maintenance of Way.	D & E. Traffic Charges.	F. Miscellaneous.						
<b>AND WESTERN.</b>											
£ s. d.	£ s. d.	£ s. d.	£ s. d.	£ s. d.	£ s. d.	£ s. d.	£ s. d.	£ s. d.	£		
9,248 10 8	.....	.....	.....	.....	.....	5,958 13 10	3,289 16 5	515,347 0 0	0.638	} The expenditure for these years not kept separate. * B included in A Loco. Power.	
32,283 0 11	.....	.....	.....	.....	.....	21,788 6 3	10,494 14 8	683,217 0 0	1.536		
38,936 8 5	13,044 8 10	*.....	7,086 7 8	7,777 3 8	466 8 6	28,374 8 8	10,561 19 9	757,023 9 5	1.395		
50,825 13 11	10,704 16 11	1,915 6 10	9,002 13 2	8,808 1 10	3,351 5 9	33,782 4 6	17,043 9 5	857,645 1 10	1.987		
49,698 7 2	10,892 5 10	1,817 8 11	9,083 19 0	9,670 16 11	3,188 10 6	34,598 1 2	15,100 6 0	898,977 2 11	1.689		
48,448 4 0	12,471 17 0	1,730 13 5	9,479 16 10	13,378 8 8	2,140 11 2	39,201 7 1	9,246 16 11	989,902 7 1	0.934		
55,703 3 4	14,560 6 5	1,369 6 0	12,324 6 0	14,829 11 10	1,892 18 6	44,726 8 9	10,726 14 7	1,070,988 6 8	1.001		
73,796 6 4	15,841 2 3	1,843 17 4	12,900 17 2	16,259 13 2	1,919 19 10	48,765 9 9	25,030 16 7	1,376,542 4 0	1.818		
89,456 6 10	18,786 18 9	4,447 19 9	21,266 14 8	17,307 13 7	1,711 10 10	63,521 2 7	19,935 4 3	1,688,590 17 3	1.180		
89,666 7 1	18,096 18 7	5,433 8 9	22,632 19 5	17,944 18 1	1,745 3 11	65,853 8 9	23,812 18 4	1,727,284 2 2	1.378		
<b>RICHMOND.</b>											
577 0 10	111 5 1	3 13 9	263 17 2	207 1 10	.....	585 17 10	Nil.	73,699 10 10	Nil.		Excess, £8 17s. Not open for traffic until 1st December, 1864.
<b>NORTHERN.</b>											
4,451 9 5	1,292 14 0	128 16 9	*.....	1,481 12 11	60 7 11	2,963 11 7	1,487 17 10	266,815 6 9	0.557	} *Kept in repair for one year by contractor. Excess, £937 7s. 5d.	
11,484 2 8	2,377 17 11	242 1 10	1,808 4 10	2,729 2 10	2,989 0 9	10,146 8 2	1,337 14 6	374,222 8 3	0.357		
12,062 8 1	3,721 18 6	940 0 11	2,528 7 0	3,120 2 5	2,689 6 8	12,999 15 6	Nil.	384,438 15 0	Nil.		
15,820 14 10	2,961 10 5	485 2 0	3,091 2 2	3,656 15 2	1,031 16 3	11,226 6 0	2,594 8 10	432,769 14 5	0.600		
19,300 17 6	4,255 15 8	794 12 3	5,438 16 8	4,914 6 2	807 1 2	16,210 11 11	3,090 5 7	465,044 5 4	0.664		
30,075 0 7	5,431 11 0	821 13 7	6,930 3 9	5,963 3 3	813 8 10	19,960 0 5	10,115 0 2	531,265 4 7	1.904		
40,484 13 4	9,465 12 4	1,815 17 9	13,200 11 10	8,081 17 10	782 7 7	33,346 7 4	7,138 6 0	778,359 9 4	0.917		
57,410 5 0	11,651 4 6	2,503 17 7	11,004 9 7	11,359 6 11	756 13 1	37,275 11 8	20,134 13 4	830,806 15 9	2.424		

X.

31st December, 1864, on the Great Southern, Western, Richmond, and Northern Railways, together with the Average cent. on Earnings.

Total Earnings per Mile open.	Working Expenses.					Total Expenditure per Mile open.	Net Earnings per Mile open.	Average Working Expenses per cent. on Earnings.
	Locomotive Power.	Carriages and Waggon Repairs.	Maintenance of Way and Works.	Traffic Charges.	Miscellaneous.			
<b>AND WESTERN.</b>								
£ s. d.	£ s. d.	£ s. d.	£ s. d.	£ s. d.	£ s. d.	£ s. d.	£ s. d.	£
685 1 6	.....	.....	.....	.....	.....	441 7 8.296	243 13 9.704	64.428
1,467 8 2.631	.....	.....	.....	.....	.....	990 7 6.681	477 0 8	67.490
1,769 16 8.954	592 18 7	.....	.....	.....	.....	1,289 14 11.272	480 1 9.682	72.870
1,494 17 5.617	314 16 11.617	56 6 8.059	204 15 8.176	259 1 2.765	21 4 0.272	93 12 4.147	501 5 6.853	66.466
1,461 14 3.941	320 7 2.765	53 9 1.029	205 14 1.059	284 8 3.794	93 12 7.941	1,017 11 9.588	444 2 6.353	69.616
1,153 10 6.557	296 18 11.714	41 4 1.543	225 14 2.524	318 10 8.190	50 19 3.762	933 7 3.738	220 3 3.119	80.914
1,326 5 3.809	346 13 58.33	32 12 0.571	293 8 8.572	353 1 8.524	45 1 4.714	1,070 17 4.214	255 7 11.595	80.743
1,209 15 6.163	259 13 9.688	30 4 6.558	211 9 9.475	266 11 0.423	31 9 6.066	799 8 8.213	410 6 9.950	66.081
1,127 15 9.216	253 17 6.608	60 2 1.905	237 7 9.189	233 17 9.824	23 2 6.946	858 7 10.472	269 7 10.744	76.113
1,211 14 1.797	244 11 0.743	73 8 5.960	305 17 0.230	242 9 11.689	23 11 8.094	889 18 2.716	321 15 11.081	73.442
36 1 3.625	6 19 0.812	0 4 7.313	16 9 9.875	12 18 10.375	.....	36 12 4.375	Nil.	Nil.
<b>NORTHERN.</b>								
261 17 0.293	76 0 9.882	7 11 6.882	.....	87 3 1.353	3 11 0.647	174 6 6.764	87 10 5.529	66.575
574 4 1.600	118 17 10.750	12 2 1.100	90 8 2.900	136 9 1.700	149 9 0.450	507 6 4.900	66 17 8.700	88.351
603 2 4.850	186 1 11.100	47 0 0.550	126 8 4.200	156 0 1.450	134 9 4	649 19 9.300	Nil.	Nil.
511 17 7.037	109 13 8.630	17 19 4	114 9 8.519	135 8 8.513	38 4 3.666	415 15 9.333	96 1 9.704	81.227
714 16 11.333	157 12 5.185	29 8 7.222	201 8 9.135	182 0 2.741	29 17 9.852	600 7 10.185	114 9 1.148	83.989
859 5 3.771	155 3 8.914	23 9 6.371	198 0 1.286	170 7 6.257	23 4 9.886	570 5 8.714	289 0 0.057	66.364
326 4 4.245	103 3 6.204	37 1 2.143	269 7 11.959	164 18 3.775	15 19 4.061	680 10 9.142	145 13 7.103	82.368
1,104 0 10.384	224 1 2.684	48 3 0.365	211 12 5.904	218 8 11.750	14 11 0.250	716 16 9.153	387 4 1.231	64.928

for this year; 3 miles to Rooty Hill only being open on 16 December.

§ Kept in repair for one year by contractor.

XI.

of Traffic to 31st December, 1864, on the Great Southern and Western, Richmond and Northern Railways.

Total Earnings per Train Mile.	Working Expenses.					Total Working Expenses per Train Mile.	Net Earnings per Train Mile.
	Locomotive Power.	Carriage and Waggon Repairs.	Maintenance of Way and Works.	Traffic Charges.	Miscellaneous.		
<b>AND WESTERN.</b>							
£ s. d.	£ s. d.	£ s. d.	£ s. d.	£ s. d.	£ s. d.	£ s. d.	£ s. d.
0 13 1.343	.....	.....	.....	.....	.....	0 8 5.374	0 4 7.969
0 9 5.322	.....	.....	.....	.....	.....	0 6 4.482	0 3 0.330
0 8 8.210	0 2 10.912	*.....	0 1 6.966	0 1 8.815	0 0 1.248	0 6 3.941	0 2 4.268
0 8 10.592	0 1 10.450	0 0 4.017	0 1 6.880	0 1 6.473	0 0 7.028	0 5 10.848	0 2 11.744
0 8 4.727	0 1 10.076	0 0 3.634	0 1 6.310	0 1 7.600	0 0 6.452	0 5 10.122	0 2 6.605
0 6 9.734	0 1 9.040	0 0 2.920	0 1 3.993	0 1 10.570	0 0 3.611	0 5 6.134	0 1 3.600
0 7 1.881	0 1 10.449	0 0 2.111	0 1 7.001	0 1 10.664	0 0 2.918	0 5 9.343	0 1 4.538
0 3 2.103	0 1 9.059	0 0 2.451	0 1 5.150	0 1 9.615	0 0 2.552	0 5 4.827	0 2 9.276
0 8 5.802	0 1 10.916	0 0 5.425	0 2 1.942	0 1 9.113	0 0 2.088	0 6 5.484	0 2 0.318
0 7 6.214	0 1 6.208	0 0 5.463	0 1 10.772	0 1 6.055	0 0 1.756	0 5 6.254	0 1 11.960
0 4 5.142	0 0 10.246	0 0 0.339	0 2 0.300	0 1 7.072	.....	0 4 5.957	Nil.
<b>NORTHERN.</b>							
0 4 10.862	0 1 5.093	0 0 1.703	.....	0 1 7.592	0 0 0.799	0 3 3.187	0 1 7.675
0 8 5.862	0 1 9.091	0 0 2.147	0 1 4.038	0 2 0.205	0 2 2.511	0 7 5.993	0 0 11.869
0 8 3.132	0 2 6.538	0 0 7.726	0 1 8.779	0 2 1.642	0 1 10.101	0 8 10.836	Nil.
0 7 5.674	0 1 7.215	0 0 3.147	0 1 8.056	0 1 11.727	0 0 6.695	0 6 0.840	0 1 4.334
0 6 6.224	0 1 5.248	0 0 3.220	0 1 10.043	0 1 7.917	0 0 3.271	10 5 5.699	0 1 0.525
0 6 4.763	0 1 1.864	0 0 2.097	0 1 5.689	0 1 3.220	0 0 2.076	0 4 2.946	0 2 1.817
0 6 10.044	0 1 7.132	0 0 3.680	0 2 2.752	0 1 4.378	0 0 1.586	0 5 7.378	0 1 2.465
0 6 7.061	0 1 4.045	0 0 3.448	0 1 3.154	0 1 3.643	0 0 1.042	0 4 3.332	0 2 3.729

R. C. WALKER, Accountant.

TABLE XII.

MONTHLY Return of Coal Traffic on the Great Northern Railway, from March, 1861, to 31st December, 1864.

Date.	Wallsend Company.		Minmi.		Anvil Creek.		Waratah Company.		Scottish, Australian, Lambton.		Australian Agricultural Company.		Total.	
	Tons.	Amount.	Tons.	Amount.	Tons.	Amount.	Tons.	Amount.	Tons.	Amount.	Tons.	Amount.	Tons.	Amount.
1861.		£ s. d.		£ s. d.		£ s. d.		£ s. d.		£ s. d.		£ s. d.		£ s. d.
March..	5,420	865 12 0	.....	.....	.....	.....	.....	.....	.....	.....	.....	.....	5,420	865 12 0
April...	5,200	343 15 2	.....	.....	.....	.....	.....	.....	.....	.....	.....	.....	5,200	343 15 2
May...	5,719	393 2 3	.....	.....	.....	.....	.....	.....	.....	.....	.....	.....	5,719	393 2 3
June...	5,689	389 15 4	.....	.....	.....	.....	.....	.....	.....	.....	.....	.....	5,689	389 15 4
July...	4,636	318 17 1	820	64 18 4	.....	.....	.....	.....	.....	.....	.....	.....	4,636	318 15 5
Aug...	3,287	227 14 8	600	47 10 0	.....	.....	.....	.....	.....	.....	.....	.....	3,287	275 4 8
Sept...	.....	.....	.....	.....	.....	.....	.....	.....	.....	.....	.....	.....	.....	.....
Oct...	3,359	235 13 3	.....	.....	.....	.....	.....	.....	.....	.....	.....	.....	3,359	235 13 3
Nov...	5,383	370 12 1	.....	.....	.....	.....	.....	.....	.....	.....	.....	.....	5,383	370 12 1
Dec...	4,580	314 18 11	220	18 6 8	.....	.....	.....	.....	.....	.....	.....	.....	4,580	333 5 7
10 months	43,273	2,960 1 6	1,640	130 15 0	.....	.....	.....	.....	.....	.....	.....	.....	44,913	3,080 16 6
1862.														
Jan...	5,523	375 7 11	430	34 0 10	.....	.....	.....	.....	.....	.....	.....	.....	5,953	409 8 9
Feb...	6,187	425 7 9	600	47 10 0	.....	.....	.....	.....	.....	.....	.....	.....	6,787	472 17 9
March...	10,121	690 19 7	480	38 0 0	.....	.....	.....	.....	.....	.....	.....	.....	10,601	728 19 7
April...	9,406	652 1 11	1,040	83 16 8	.....	.....	.....	.....	.....	.....	.....	.....	10,446	735 18 7
May...	10,998	755 17 9	2,460	193 15 0	.....	.....	.....	.....	.....	.....	.....	.....	13,458	949 12 9
June...	11,205	770 7 8	930	71 4 8	.....	.....	.....	.....	.....	.....	.....	.....	12,135	841 12 4
July...	12,580	867 2 9	1,180	93 8 0	.....	.....	.....	.....	.....	.....	.....	.....	13,760	960 16 9
Aug...	12,843	870 17 9	1,800	142 10 0	.....	.....	.....	.....	.....	.....	.....	.....	14,643	1,013 7 9
Sept...	11,042	759 3 1	1,302	103 1 6	.....	.....	.....	.....	.....	.....	.....	.....	12,344	862 4 7
Oct...	11,382	778 14 0	1,230	97 7 6	.....	.....	.....	.....	.....	.....	.....	.....	12,612	876 1 6
Nov...	10,861	746 9 7	.....	.....	.....	.....	.....	.....	.....	.....	.....	.....	10,861	746 9 7
Dec...	12,070	829 15 5	.....	.....	.....	.....	.....	.....	.....	.....	.....	.....	12,070	829 15 5
	124,218	8,522 5 2	11,452	904 14 2	.....	.....	.....	.....	.....	.....	.....	.....	135,670	9,426 19 4
1863.														
Jan...	12,559	863 9 4	.....	.....	61	16 10 5	.....	.....	.....	.....	.....	.....	12,620	879 19 9
Feb...	10,835	717 9 6	700	55 8 0	.....	.....	.....	.....	.....	.....	.....	.....	11,535	772 17 6
March...	8,120	556 16 6	1,460	107 13 4	130	35 4 2	.....	.....	.....	.....	.....	.....	9,710	699 14 0
April...	6,929	476 9 2	1,000	79 3 8	150	40 12 6	.....	.....	.....	.....	.....	.....	8,079	596 5 4
May...	9,474	650 19 8	1,160	91 16 8	.....	.....	.....	.....	.....	.....	.....	.....	10,634	742 16 4
June...	10,091	693 13 8	1,660	130 18 4	.....	.....	.....	.....	.....	.....	.....	.....	11,751	824 12 0
July...	10,129	696 0 2	2,390	189 4 6	145	39 5 5	.....	.....	.....	.....	.....	.....	12,664	924 10 1
Aug...	10,662	733 1 10	1,100	87 1 8	300	81 5 0	.....	.....	.....	.....	.....	.....	12,062	901 8 6
Sept...	12,551	863 1 1	969	76 0 0	120	32 10 0	.....	.....	.....	.....	.....	.....	13,631	971 11 1
Oct...	6,389	439 8 9	700	55 8 8	135	36 11 3	500	20 0 0	.....	.....	.....	.....	7,724	551 8 8
Nov...	8,824	606 17 0	780	61 15 0	130	28 14 0	1,916	95 6 8	953	47 13 4	.....	.....	12,603	840 6 0
Dec...	7,047	484 11 6	160	12 13 4	65	14 1 8	2,600	130 0 0	2,408	120 8 0	.....	.....	12,280	761 14 6
	113,610	7,781 18 2	12,070	947 3 2	1,236	324 14 5	5,016	245 6 8	3,361	168 1 4	.....	.....	135,293	9,467 3 9
1864.														
Jan...	10,333	710 11 9	.....	.....	63	13 13 0	3,110	155 10 0	2,319	115 19 0	.....	.....	15,825	995 13 9
Feb...	9,185	644 1 9	.....	.....	.....	.....	3,130	156 10 0	3,831	141 11 0	.....	.....	15,146	942 2 9
March...	7,182	493 16 9	.....	.....	.....	.....	2,231	111 11 0	4,283	214 3 0	.....	.....	13,698	819 10 9
April...	11,559	794 15 11	.....	.....	65	14 1 8	2,139	106 19 0	4,452	222 12 0	1,423	11 3 0	19,638	1,149 10 7
May...	16,915	1,163 0 10	.....	.....	.....	.....	4,227	211 7 0	6,927	346 7 0	.....	.....	28,069	1,720 14 10
June...	10,402	715 4 6	601	40 1 4	.....	.....	4,469	223 9 0	4,566	228 6 0	408	20 3 0	20,441	1,227 3 10
July...	13,985	961 11 6	4,019	267 18 8	.....	.....	5,589	279 9 0	7,339	366 19 0	679	33 19 0	31,611	1,909 17 2
Aug...	10,114	695 8 2	1,746	115 10 8	.....	.....	6,355	327 15 0	6,694	334 14 0	.....	.....	24,909	1,483 7 10
Sept...	10,605	729 2 10	1,469	97 18 8	.....	.....	9,076	453 16 0	9,514	475 4 0	1,057	52 7 0	31,721	1,808 8 6
Oct...	12,148	835 4 8	.....	.....	144	31 4 0	6,836	341 16 0	5,596	279 16 0	1,677	83 17 0	26,401	1,571 17 8
Nov...	9,086	454 7 3	.....	.....	.....	.....	7,374	276 10 6	6,453	238 4 9	141	5 5 9	23,054	974 8 3
Dec...	9,399	495 0 3	.....	.....	.....	.....	5,376	201 12 5	6,929	259 18 0	.....	.....	22,204	956 10 8
	131,413	8,692 6 2	7,835	521 9 4	272	58 18 8	69,912	2,856 4 11	67,903	3,223 13 9	5,380	206 14 9	272,715	15,559 7 7
TOTAL...	412,514	27,956 11 0	32,997	2,504 1 8	1,508	383 13 1	64,928	3,101 11 7	71,264	3,391 15 1	5,380	206 14 9	588,591	37,544 7 2

\* Strike among colliers.





TABLE XV.

RETURN of the number and nature of the accidents and the injuries to life and limb which have occurred on each of the Lines from the opening of the Railways to 31 December, 1864.

Year.	Date of Accident.	Line of Railway.	Passengers killed or injured.				Servants of the Department or of the Contractors killed or injured.				Trespassers.		Nature and Cause of Accident.
			From causes beyond their own control.		From their own misconduct or want of caution.		From causes beyond their own control.		From their own misconduct or want of caution.		Killed.	Injured.	
			Killed.	Injured.	Killed.	Injured.	Killed.	Injured.	Killed.	Injured.			
1858.	10 July .....	Southern .....	2	2	..	..	..	..	..	..	..	..	Accident at Haslem's Creek; carriages attached to a passenger train running off the line. Two passengers killed and two injured.
1859.	6 June .....	do. ....	..	..	..	..	..	..	1	..	..	..	Porter killed at Redfern Station; waggons passing over him whilst shunting.
1860.	31 January .....	Northern .....	..	..	..	..	..	..	..	..	1	..	A man killed whilst trespassing near to Hexham.
"	30 August .....	do. ....	..	..	..	..	..	..	..	..	1	..	Labourer on the Lochinvar Extension; injured jumping off a trolley whilst in motion.
1861.	2 June .....	Southern .....	..	..	..	..	..	..	..	..	1	..	A man killed whilst trespassing on Long Cove Viaduct.
"	28 November .....	do. ....	..	..	..	..	..	..	..	..	1	..	Porter slightly injured at Redfern Station; crushed between waggons.
1862.	15 March .....	do. ....	..	..	..	..	..	..	..	..	1	..	Porter slightly injured at Campbelltown Station; crushed between horse-boxes.
"	6 May .....	Western .....	..	..	..	..	..	..	..	..	1	..	Porter at Blacktown; slipped from step of an engine, which passed over his foot.
"	5 June .....	Northern .....	..	..	..	..	..	..	1	..	..	..	Guard killed whilst shunting coal waggons.
"	23 " .....	Southern .....	..	..	..	..	..	..	..	..	1	..	Guard at Liverpool injured; crushed between horse-boxes.
"	31 July .....	Northern .....	..	..	..	..	..	..	..	..	1	..	Man employed by the Wallsend Company injured; waggon passing over his foot.
"	18 September .....	Western .....	..	..	..	..	..	..	..	..	1	..	Man killed whilst trespassing near to Penrith.
"	21 October .....	Southern .....	..	..	..	1	..	..	..	..	..	..	Passenger slightly injured at Petersham; attempting to get into a train whilst in motion.
"	19 December .....	do. ....	..	..	..	1	..	..	..	..	..	..	Woman; leg broken at Haslem's Creek; getting out of a train whilst in motion.
"	23 " .....	do. ....	..	..	..	..	..	..	..	..	1	..	Night Watchman at Campbelltown; arm taken off by a goods train passing over it.
1863.	17 February .....	do. ....	..	..	..	..	..	..	1	..	..	..	Labourer killed; thigh crushed between ballast waggons.
"	4 July .....	do. ....	..	1	..	..	..	..	..	..	..	..	Passenger slightly injured; caused by the negligence of pointsman, at Liverpool, turning a passenger train into goods waggons in the siding.
"	25 " .....	do. ....	..	..	..	..	..	..	..	..	..	1	Woman severely injured whilst trespassing on the line near Ashfield.
"	7 September .....	do. ....	..	..	..	..	..	..	..	..	1	..	Shunter; leg taken off; slipping in front of a waggon whilst shunting.
"	10 " .....	do. ....	..	2	..	..	..	..	..	..	..	..	Collision in the tunnel at Redfern; assistant engine running into goods train; two passengers slightly injured.
"	17 " .....	do. ....	..	..	..	..	..	..	..	..	1	..	Woman killed near to Picton whilst in a state of intoxication, and trespassing on the line.
"	24 December .....	Northern .....	..	..	..	..	..	..	..	..	1	..	Child at Waratah killed whilst trespassing.
1864.	18 June .....	do. ....	..	..	..	..	..	..	..	..	1	..	Guard injured at Newcastle; waggons passing over his foot.
"	28 " .....	do. ....	..	..	..	..	..	..	..	..	1	..	Station Master, Lochinvar, slightly injured; slipped off step of a carriage whilst the train was in motion.
"	5 October .....	Western .....	..	..	..	..	..	1	..	..	..	..	Inspector of Rolling Stock injured at Penrith; leg broken by an iron rail falling on him.
"	25 " .....	Southern .....	..	1	..	..	..	..	..	..	..	..	Collision between Homebush and Haslem's Creek, between a goods train and an engine following; one passenger injured.
"	25 " .....	do. ....	..	..	..	..	..	..	..	..	1	..	Carriage painter injured; knocked down by an engine at Redfern Station yard.
"	16 December .....	Northern .....	..	..	..	..	..	..	..	..	1	..	Labourer injured; knocked down by an engine at Honeysuckle Point.
"	16 " .....	do. ....	..	..	..	..	..	..	..	..	1	..	Horse driver, at Newcastle, injured by being jammed against a waggon.
TOTAL.....			2	6	..	2	..	1	3	13	5	1	

TABLE XVI.

PUBLIC DEBT FOR RAILWAYS OF NEW SOUTH WALES.

RETURN shewing the Amounts authorized to be raised by Loans for Railway purposes, the Amounts raised, the Amounts yet to be raised, the Amounts raised in excess of authority, the Debentures sold, the Debentures paid off, and the Debentures remaining outstanding on 31st December, 1864:

Authority, &c.	Amounts authorized to be raised.	Amount raised by sale of Debentures.	Balance to be raised.	Amount raised in excess of authority.	Debentures sold.	Debentures paid off.	Debentures outstanding.
	£	£ s. d.	£ s. d.	£ s. d.	£	£	£
16 Victoria, No. 39, in connection with 18 Victoria, No. 40. Loans to the Sydney Railway Company .. .. .	*216,571	216,571 0 0	.....	.....	217,500	17,500	200,000
18 Victoria, No. 40. Purchase of the properties of the Hunter River and Sydney Railway Companies.. .. .	†229,586	224,733 18 8	} .....	519 11 7	{ 233,400 433,400	} 291,300	375,000
Construction .. .. .	400,000	405,371 12 11					
19 Victoria, Nos. 38 and 40 .. .. . { 62,500 50,000 }	112,500	110,621 19 7	1,878 0 5	.....	113,937	.....	113,937
20 Victoria, No. 1 .. .. .	200,000	199,997 10 0	2 10 0	.....	203,000	.....	203,000
20 Victoria, No. 34 .. .. .	300,000	300,895 12 6	.....	595 12 6	299,000	.....	299,000
22 Victoria, No. 22 .. .. .	720,000	716,786 12 6	3,213 7 6	.....	720,000	.....	720,000
23 Victoria, No. 10 .. .. .	88,370	86,564 4 3	1,805 15 9	.....	88,370	.....	88,370
24 Victoria, No. 24 .. .. .	8,320	8,196 10 4	123 9 8	.....	8,320	.....	8,320
25 Victoria, No. 19 .. .. .	1,476,059	1,286,760 5 0	189,293 15 0	.....	1,307,600	.....	1,307,600
26 Victoria, No. 14 .. .. .	29,907	.....	29,907 0 0	.....	.....	.....	.....
27 Victoria, No. 14 .. .. .	552,107	.....	552,107 0 0	.....	.....	.....	.....
	4,333,420	3,556,499 5 9	778,335 13 4	1,415 4 1	3,624,527	309,300	3,315,227
Add Debentures issued under 23 Victoria, No. 5, to pay off others falling due in 1860 .. .. .							281,700
							3,596,927

\* The amount of Loans to the Sydney Railway Company out of the Territorial Revenue was £240,000; there was also paid to them the amount of premium realized on the sale of the first £200,000 worth of Debentures, issued under the authority of the Governor General and Executive Council, on the security of the Territorial Revenue, but not by virtue of the Act 16 Victoria, No. 39, viz.—£7,365 3s. 4d. † Amount of actual payments.

APPENDIX.

TABLE XVII.

STATEMENT shewing all Sums expended on the construction of the Government Railways of New South Wales, both for lines open and for works in progress; together with the Amount appropriated from Loans and Consolidated Revenue, voted by the Legislature, from 1st January, 1852, to 31st December, 1864, inclusive; and the Balance unexpended, as shewn by the appropriations in the railway books.

Dr.			Cr.			
Year.	Particulars.	Amount.	Year.	Act.	Amount.	Total
		£ s. d.			£ s. d.	£ s. d.
	<b>LINES OPEN FOR TRAFFIC.</b>			<b>LOANS.</b>		
1864	To amount expended from the commencement to 31st December, 1864 .....	2,631,790 8 9	1852	By Loan Act, 16 Vic., No. 39, in connection with 18 Vic., No. 40.....	240,000 0 0	
	<b>WORKS IN PROGRESS.</b>		1854	Loan Act, 18 Vic., No. 40..	633,252 1 1	
1864	To total amount of capital expended on Extensions not open for traffic, to 31st December, 1864 .....	480,237 14 5	1855	Do., 19 " " 33..	71,600 14 6	
			1856	Do., 20 " " 1..	193,375 18 1	
			1857	Do., 20 " " 34..	182,000 0 0	
			1858	Do., 22 " " 22..	827,000 0 0	
	To Balance in	3,112,028 3 2	1860	Do., 23 " " 10..	87,675 19 0	
	Store advance account .. £128,230 9 4		1861	Do., 24 " " 24..	8,427 4 6	
	Unexpended 1,128,361 15 4		"	Do., 25 " " 19..	1,475,070 12 4	
		1,256,642 4 8	1862	Do., 26 " " 14..	29,245 15 1	
			1864	Do., 27 " " 14..	552,107 0 0	
			"	Do., 27 " " 14..	8,473 4 3	
						4,318,223 8 10
				<b>CONSOLIDATED REVENUE.</b>		
			1858	By Appropriation Act, 22 Vic., No. 21 (from) .....	13,583 17 10	
			1859	Do., 22 Vic., No. 27..	20,515 19 10	
			1860	Do., 24 " " 1..	1,877 7 9	
			1861	Do., 24 " " 23..	2,955 5 1	
			1862	Do., 25 " " 18..	2,230 6 3	
			"	Do., 26 " " 15..	1,812 13 9	
			1864	Do., 27 " " 12..	7,368 0 10	
			1864-5	Do., 29 " " 10..	98 7 8	
						50,441 19 0
		£ 4,368,670 7 10			£ .....	4,368,670 7 10

R. C. WALKER,  
Accountant.



TABLE

STATEMENT showing the Numbers and Classes of Passengers, and the Amount received under Classes, together with Total Earnings from 1st July, 1860,

COACHING

Year—Line.	Number of Passengers.							Amount for Passengers.				Amount for Parcels.		Amount for Horses, Carriages, and Dogs.		
	1st Class.		2nd Class.		3rd Class.		Total.	1st Class.	2nd Class.	3rd Class.	Total.	£ s. d.	£ s. d.	£ s. d.	£ s. d.	
	Single.	Return.	Single.	Return.	Single.	Return.		£ s. d.	£ s. d.	£ s. d.	£ s. d.	£ s. d.	£ s. d.	£ s. d.	£ s. d.	
<b>SOUTH.</b>																
1860—July	684	520	798	754	9,416	13,245	25,418	195 13 3	172 6 2	1,233 4 4	1,601 3 9	192 16 11	145 14 0			
August	540	644	891	998	9,978	13,413	26,464	165 5 11	171 8 4	1,307 16 11	1,644 11 2	211 2 3	150 9 6			
September	654	656	711	953	10,740	16,563	30,277	167 6 9	173 3 7	1,525 12 1	1,866 2 5	405 2 8	220 6 7			
October	647	807	715	953	11,097	17,095	31,315	184 2 5	173 3 6	1,595 18 7	1,953 4 6	427 3 6	165 15 11			
November	611	737	685	936	10,140	15,924	29,033	170 9 8	166 7 11	1,523 0 5	1,859 18 0	133 9 6	157 16 2			
December	750	1,090	680	1,167	11,542	21,565	36,794	256 11 0	196 13 6	1,926 16 9	2,380 1 3	271 9 2	187 16 2			
	3,887	4,454	4,480	5,761	62,913	97,305	179,301	1,139 9 0	1,053 3 0	9,112 9 1	11,305 1 1	1,441 4 0	1,027 18 5			
<b>WEST.</b>																
1860—July	207	148	238	127	1,832	2,723	5,275	55 1 7	41 18 10	269 0 1	366 0 6	30 10 6	37 5 3			
August	132	135	203	115	2,138	2,759	5,482	40 5 11	37 10 1	307 11 2	385 7 2	45 1 1	50 4 3			
September	214	157	204	145	2,354	3,437	6,512	57 9 3	39 9 3	353 11 2	450 10 1	49 7 0	53 19 0			
October	216	216	172	140	2,452	3,053	6,249	64 4 3	34 9 8	349 12 9	448 6 8	49 4 6	42 16 9			
November	166	209	226	132	2,302	2,700	5,735	54 6 1	37 13 2	358 18 9	450 18 0	25 16 0	37 0 8			
December	220	397	227	219	2,750	4,854	8,667	81 4 8	44 6 7	475 17 11	601 9 2	34 5 9	43 6 9			
	1,156	1,262	1,270	878	13,829	19,626	37,922	352 12 2	235 7 7	2,114 11 10	2,702 11 7	234 4 10	264 12 3			
<b>NORTH.</b>																
1860—July	271	253	.....	.....	5,155	6,781	12,460	72 14 1	.....	555 16 2	658 10 3	50 9 6	24 3 3			
August	441	230	.....	.....	6,838	8,195	15,704	89 9 3	.....	691 10 7	780 19 10	57 6 9	26 19 3			
September	343	286	.....	.....	6,283	7,495	14,407	83 10 0	.....	696 13 8	780 9 8	182 11 0	22 18 9			
October	352	217	.....	.....	6,190	7,323	14,052	73 16 9	.....	690 0 5	768 17 2	67 1 10	16 12 3			
November	313	308	.....	.....	6,022	7,995	14,633	78 18 1	.....	721 19 9	800 17 10	42 3 11	14 3 0			
December	378	294	.....	.....	7,977	11,964	20,613	96 6 7	.....	963 6 3	1,059 12 10	114 18 4	22 10 0			
	2,099	1,588	.....	.....	38,463	49,753	91,906	500 0 9	.....	4,349 6 10	4,849 7 7	514 11 4	127 6 6			
<b>SOUTH.</b>																
1861—January	952	890	880	989	13,290	18,316	35,317	271 15 11	206 1 1	1,934 5 3	2,412 2 3	150 6 5	204 17 5			
February	673	662	627	715	10,313	15,971	28,967	202 4 5	137 18 11	1,605 16 1	1,945 19 5	140 5 11	136 5 8			
March	623	689	619	819	11,643	18,187	32,583	192 2 4	145 9 6	1,822 9 9	2,160 1 7	260 1 9	193 4 2			
April	534	831	759	991	8,769	16,633	28,517	175 17 1	186 19 1	1,460 19 4	1,823 15 6	134 17 8	160 14 8			
May	750	826	828	978	10,069	17,043	30,501	216 19 2	202 11 0	1,487 2 1	1,906 12 3	210 7 7	164 1 11			
June	725	675	822	1,066	11,223	13,621	28,132	205 11 4	192 15 9	1,490 3 7	1,888 10 8	313 6 2	148 8 0			
July	730	545	918	1,017	10,666	11,786	25,663	197 9 1	200 15 3	1,372 1 0	1,770 5 4	172 4 0	154 9 8			
August	661	657	915	915	11,226	9,476	23,851	189 11 5	193 16 7	1,325 17 4	1,709 5 4	189 7 2	143 10 4			
September	846	686	777	951	12,393	10,810	26,468	252 9 1	173 19 7	1,537 12 1	1,964 0 9	146 2 5	172 18 11			
October	796	706	831	873	13,873	12,916	28,175	226 6 2	181 9 9	1,617 16 8	2,024 12 7	253 2 10	210 2 7			
November	837	676	787	517	13,487	11,037	27,342	224 4 11	135 3 3	1,632 5 11	1,991 14 1	158 7 1	168 3 0			
December	923	493	932	648	16,342	11,477	30,821	220 11 4	158 10 1	1,982 14 11	2,361 16 4	257 10 1	174 15 1			
	9,072	8,336	9,698	10,479	142,302	166,453	346,341	2,574 2 3	2,115 9 10	19,269 4 0	23,958 16 1	2,376 19 5	2,031 11 5			
<b>WEST.</b>																
1861—January	272	272	233	173	3,190	3,910	8,051	75 4 6	44 13 3	473 11 11	593 9 8	36 12 1	53 5 9			
February	191	121	171	109	2,522	3,500	6,615	47 5 11	32 19 11	402 1 2	482 7 0	53 7 9	35 6 6			
March	200	211	167	169	2,582	3,500	6,830	59 4 6	35 11 4	404 14 10	499 10 8	55 16 9	40 8 9			
April	224	196	207	111	2,277	3,386	6,402	61 18 3	36 6 6	394 10 0	492 14 9	45 5 6	51 7 0			
May	275	224	246	176	2,220	4,128	7,275	73 16 7	46 16 4	442 12 9	563 5 8	40 1 10	46 11 6			
June	182	168	206	119	2,259	3,082	6,017	51 5 6	38 5 3	377 14 2	467 4 11	40 2 2	44 9 3			
July	217	112	106	135	2,422	2,421	5,413	51 14 0	53 14 6	391 4 4	496 12 9	46 8 0	43 14 6			
August	244	98	225	95	2,754	1,924	6,341	53 1 0	36 18 8	350 0 0	499 19 8	45 11 5	31 16 9			
September	223	142	218	87	3,240	2,084	5,995	55 0 7	38 7 4	408 11 9	499 19 8	48 3 7	58 13 6			
October	233	164	236	98	3,521	2,053	6,305	61 9 0	38 18 4	431 13 3	532 0 7	56 5 8	49 9 9			
November	268	106	217	107	3,668	1,854	6,220	62 17 6	37 8 1	440 15 1	541 0 8	64 9 11	41 3 3			
December	220	141	207	108	4,353	2,057	7,080	57 0 2	37 7 0	502 8 5	602 15 7	64 5 9	49 19 0			
	2,751	1,955	2,442	1,487	35,017	33,899	77,552	709 17 6	476 6 5	5,024 17 8	6,211 1 7	596 10 5	546 5 6			
<b>NORTH.</b>																
1861—January	462	272	7,283	8,635	.....	.....	16,638	112 7 5	898 16 11	.....	1,011 4 4	37 4 9	18 17 0			
February	292	242	5,966	5,757	.....	.....	12,257	79 4 7	646 8 10	.....	725 13 5	34 6 2	15 0 0			
March	404	203	7,336	7,545	.....	.....	15,493	93 2 11	827 6 5	.....	920 9 4	112 6 8	11 1 9			
April	307	165	6,309	5,974	.....	.....	12,755	69 10 5	722 15 1	.....	792 5 6	34 13 0	11 3 6			
May	332	205	6,657	5,923	.....	.....	13,118	83 11 9	684 18 10	.....	768 10 7	52 7 7	30 15 0			
June	353	406	6,858	7,958	.....	.....	15,580	115 2 1	760 6 11	.....	875 9 0	118 1 6	24 16 9			
July	340	152	5,728	5,055	.....	.....	11,275	74 3 6	605 10 1	.....	679 13 7	41 7 9	22 7 6			
August	243	203	5,936	7,599	.....	.....	13,986	66 9 11	724 14 0	.....	791 3 11	40 16 8	17 13 0			
September	396	288	6,045	7,920	.....	.....	14,649	84 1 11	745 5 8	.....	829 7 7	41 9 11	16 18 7			
October	266	193	5,892	6,824	.....	.....	13,175	58 16 4	704 0 3	.....	762 16 7	117 17 11	19 4 6			
November	243	293	6,010	7,940	.....	.....	14,491	74 16 6	713 9 4	.....	788 5 10	41 1 4	19 17 9			
December	293	247	7,213	10,523	.....	.....	18,276	73 0 1	889 14 5	.....	962 14 6	118 11 4	19 5 6			
	3,944	2,879	77,221	87,653	.....	.....	171,697	984 7 5	8,923 6 9	.....	9,907 14 2	790 4 7	227 0 10			
<b>SOUTH.</b>																
1862—January	1,124	442	1,007	586	17,789	9,580	30,528	262 5 7	171 2 7	1,973 2 0	2,406 10 2	145 6 8	231 7 6			
February	839	499	842	503	13,870	11,049	27,603	202 3 0	140 5 11	1,727 2 10	2,069 11 9	157 2 8	180 0 3			
March	976	693	829	697	14,523	12,586	30,305	255 6 9	155 19 2	1,843 2 10	2,258 8 9	271 17 7	202 19 3			
April	1,220	918	1,094	883	15,477	11,890	31,482	291 13 8	210 2 7	1,908 15 11	2,410 12 2	174 14 2	191 1 6			
May	1,073	813	1,037	808	14,192	11,411	29,333	261 0 2	198 4 3	1,808 7 0	2,267 11 5	168 0 11	206 15 3			
June	883	473	996	879	11,651	10,001	24,888	209 4 5	191 5 3	1,553 6 3	1,953 15 11	237 12 4	196 7 3			
July	1,153	559	1,155	1,052	13,021	11,912	28,553	247 10 11	229 16 1	1,730 8 5	2,197 15 5	165 1 5	186 15 5			
August	1,045	523	969	833	12,786	10,305	26,462	239 18 3	177 7 9	1,586 9 9	2,003 15 9	193 7 4	166 19 2			
September	1,018	637	936	936	13,656	12,261	29,444	264 18 2	185 0 6	1,837 14 8	2,337 13 4	232 7 9	186 9 4			
October	1,052	594	924	1,110	13,167	14,380	31,223	293 12 2	177 10 3	1,773 1 9	2,189 4 2	143 8 7	152 18 2			
November	1,342	862	1,173	732	16,902	11,3										

XVIII.

Amount for Parcels, Horses, &c., Season Tickets and Miscellaneous; also Tonnage of Goods, with Amount received and to 31 December, 1864.

TRAFFIC.									GOODS TRAFFIC.				
Season Tickets.						Total for Season Tickets.	Amount for Miscellaneous.	Total Coaching.	Tonnage of Goods.	Amount for Merchandise.	Amount for Live Stock.	Total for Goods Traffic.	Total Earnings.
No.	Amount, 1st Class.	No.	Amount, 2nd Class.	No.	Amount, 3rd Class.								
	£ s. d.		£ s. d.		£ s. d.	£ s. d.	£ s. d.	Tons. cwt. qrs. lbs.	£ s. d.	£ s. d.	£ s. d.	£ s. d.	
44	50 10 11	...	...	58	94 19 5	145 10 4	6 2 9	2,091 7 9	2,436 3 1 21	746 10 7	5 8 4	751 18 11	2,843 6 8
36	21 2 3	...	...	39	34 4 4	55 6 7	4 17 3	2,066 6 9	2,533 10 0 15	696 16 11	3 0 0	699 16 11	2,766 3 8
38	21 0 0	...	...	61	46 2 4	87 2 4	5 15 5	2,564 9 5	2,991 14 3 15	746 1 5	5 18 4	751 19 9	3,316 9 2
46	45 17 11	...	...	92	105 2 2	151 0 1	9 3 3	2,508 7 3	3,579 19 0 12	1,008 1 2	14 4 4	1,022 5 6	3,528 12 9
45	26 2 9	...	...	71	45 9 5	71 12 2	7 1 3	2,229 17 2	3,224 7 1 9	1,003 1 10	18 17 1	1,021 18 11	3,251 16 1
48	25 17 11	...	...	77	46 10 6	72 8 5	113 15 8	3,025 10 8	3,360 15 2 27	1,012 9 8	8 13 8	1,021 3 4	4,046 14 0
257	190 11 9	...	...	398	372 8 2	562 19 11	146 15 7	14,483 19 0	18,176 10 2 15	5,213 1 7	56 1 9	5,269 3 4	19,753 2 4
...	...	...	...	...	...	...	...	433 16 3	110 10 2 9	83 1 9	1 13 8	84 15 5	518 11 8
...	...	...	...	7	15 15 0	15 15 0	...	496 7 6	77 10 2 7	154 11 6	2 0 0	155 11 6	652 19 0
...	...	...	...	...	...	...	0 2 6	553 18 7	355 8 0 7	177 13 4	0 5 0	177 18 4	731 16 11
...	...	...	...	...	...	...	...	540 7 11	444 6 2 0	202 3 1	3 5 8	205 8 9	745 16 8
1	2 12 6	...	...	7	14 6 9	16 19 3	...	530 13 6	173 5 1 19	176 15 7	2 3 8	178 19 3	709 12 9
1	2 10 0	...	...	6	11 16 9	14 6 9	610 3 0	1,303 11 5	238 10 3 11	210 4 7	0 14 8	210 19 3	1,514 10 8
2	5 2 6	...	...	20	41 18 6	47 1 0	610 5 6	3,858 15 2	1,399 11 3 25	1,004 9 10	10 2 8	1,014 12 6	4,873 7 8
...	...	...	...	5	0 18 9	0 18 9	4 3 6	738 5 3	1,182 5 1 19	293 10 1	6 10 8	300 0 9	1,038 6 0
1	0 4 8	...	...	8	1 11 0	1 15 8	2 16 0	869 17 6	1,692 10 3 17	300 16 7	2 19 0	303 15 7	1,173 13 1
...	...	...	...	3	0 11 3	0 11 3	8 10 0	995 0 8	1,740 1 1 24	293 2 1	1 2 8	294 4 9	1,289 5 5
...	...	...	...	3	0 11 3	0 11 3	24 10 0	877 12 6	1,198 17 1 12	379 9 7	1 6 4	380 15 11	1,258 8 5
...	...	...	...	3	0 11 3	0 11 3	77 2 11	934 18 11	1,115 10 3 22	275 13 3	6 13 8	282 6 11	1,217 5 10
...	...	...	...	3	0 11 3	0 11 3	272 15 11	1,470 8 4	937 2 1 3	247 8 9	3 14 8	251 3 5	1,721 11 9
1	0 4 8	...	...	25	4 14 9	4 19 5	389 18 4	5,856 3 2	7,861 8 1 13	1,790 0 4	22 7 0	1,812 7 4	7,698 10 6
40	53 2 11	...	...	104	128 9 6	181 12 5	37 12 8	2,986 11 2	3,890 9 2 21	1,105 10 3	18 16 0	1,124 6 3	4,110 17 5
49	29 9 2	...	...	95	55 11 7	85 0 9	35 2 5	2,342 14 2	2,754 5 1 26	955 12 6	13 5 4	968 17 10	3,311 12 0
58	30 5 3	...	...	91	45 14 7	75 19 10	38 16 10	2,728 4 2	3,241 19 3 8	979 16 8	16 5 8	986 2 4	3,794 6 6
65	68 17 0	...	...	96	92 5 7	161 2 7	146 11 1	2,427 1 6	2,877 11 0 7	860 12 10	5 11 8	866 4 6	3,293 6 0
65	42 0 7	...	...	71	34 16 5	76 17 0	64 11 4	2,422 10 1	3,171 4 0 26	1,145 17 8	10 18 8	1,156 16 4	3,579 6 5
68	43 15 11	...	...	56	28 11 3	72 7 2	78 12 0	2,499 4 0	3,090 7 3 24	1,277 1 6	5 13 4	1,282 14 10	3,781 18 10
82	63 5 4	...	...	70	62 17 11	126 3 3	87 5 6	2,310 7 9	2,456 18 0 1	1,125 5 10	10 9 0	1,135 14 10	3,446 2 7
75	48 0 0	...	...	62	30 17 11	78 17 11	66 9 10	2,173 10 7	2,311 18 2 24	1,074 1 4	16 12 8	1,089 14 0	3,268 4 7
63	36 14 0	...	...	74	39 11 4	76 5 4	40 7 10	2,399 15 3	2,748 11 3 25	1,208 4 0	14 9 0	1,222 13 0	3,622 8 3
46	34 5 11	...	...	84	55 16 8	90 2 7	86 11 5	2,664 12 0	3,180 17 2 19	1,457 6 4	13 1 4	1,470 7 8	4,134 19 8
77	50 10 8	...	...	124	80 6 3	130 16 11	42 13 3	2,491 14 8	3,694 0 2 9	1,772 19 8	12 19 0	1,785 18 8	4,277 13 4
61	33 13 6	...	...	92	43 11 6	77 5 0	110 16 5	2,982 2 11	3,192 7 1 22	1,345 5 10	14 5 8	1,359 11 6	4,341 14 5
764	594 0 3	...	...	1,019	698 10 6	1,282 10 9	833 10 7	30,433 8 3	36,290 12 2 16	14,307 14 5	151 7 4	14,459 1 9	44,892 10 0
1	2 10 0	...	...	5	21 9 3	23 19 3	...	707 6 9	154 19 2 8	176 17 9	0 14 4	177 12 1	884 18 10
2	3 6 8	...	...	11	16 19 3	16 19 3	...	588 0 6	203 9 2 26	182 14 11	4 0 4	186 15 3	774 15 9
4	16 11 8	...	...	7	19 19 10	36 11 0	0 2 6	626 1 3	329 17 2 20	218 14 2	2 8 0	221 2 2	846 8 0
4	4 10 0	...	...	6	12 19 10	17 9 10	5 5 0	672 13 10	364 19 1 13	197 19 4	1 19 8	199 19 0	826 0 3
2	10 6 8	...	...	7	14 19 2	25 5 10	...	577 2 2	349 2 2 25	295 19 5	3 3 0	299 2 5	971 16 3
2	15 15 0	...	...	8	31 11 8	47 6 8	...	634 1 11	318 17 3 1	345 19 0	2 7 8	348 6 8	925 8 10
2	5 16 8	...	...	7	15 1 8	20 18 4	...	538 6 2	412 7 0 4	195 13 6	0 9 0	196 2 6	830 4 5
2	5 16 8	...	...	9	20 19 10	29 19 10	...	627 16 7	580 18 3 13	191 8 6	3 14 0	195 2 6	738 8 8
2	5 16 8	...	...	12	36 19 2	42 15 10	0 10 0	681 1 10	904 2 1 17	205 4 9	1 1 4	206 6 1	834 2 8
2	5 16 8	...	...	9	20 6 8	26 3 4	59 5 0	732 2 2	788 3 3 17	277 6 4	2 3 4	279 9 8	960 11 6
2	5 16 8	...	...	7	16 8 0	22 4 8	11 5 0	750 10 0	624 19 3 10	390 9 1	1 8 8	391 17 9	1,123 19 11
25	76 6 8	...	...	96	253 17 4	330 4 0	76 7 6	7,760 9 0	5,800 4 3 15	3,025 5 4	24 19 0	3,050 4 4	10,810 13 4
...	...	...	...	...	...	...	91 16 9	1,159 2 10	1,025 13 1 10	254 14 10	1 5 8	256 0 6	1,415 3 4
...	...	...	...	...	...	...	13 14 9	788 14 4	954 7 3 16	491 9 10	2 3 4	493 13 2	1,282 7 6
...	...	...	...	...	...	...	8 12 6	1,052 17 9	5,898 14 0 16	552 9 2	2 8 4	555 17 6	1,608 15 3
...	...	...	...	...	...	...	67 15 0	906 4 6	6,219 17 2 21	567 16 7	2 13 0	570 9 7	1,476 14 1
...	...	...	...	...	...	...	8 1 0	860 1 8	7,075 13 0 10	886 9 4	2 10 4	888 19 8	1,749 1 4
...	...	...	...	...	...	...	155 14 9	1,174 9 6	7,214 4 0 23	832 18 10	1 17 4	834 16 2	2,009 5 8
...	...	...	...	...	...	...	78 11 0	822 7 4	7,041 14 3 12	993 6 6	3 6 8	997 13 2	1,820 0 6
...	...	...	...	...	...	...	2 10 0	852 11 1	5,165 11 3 4	657 9 10	6 10 4	664 0 2	1,516 11 3
...	...	...	...	...	...	...	19 10 0	907 13 7	862 11 1 22	265 1 7	4 1 4	269 2 11	1,176 16 6
...	...	...	...	...	...	...	23 1 6	923 8 0	4,690 16 0 26	587 16 3	5 9 0	593 5 3	1,516 13 3
...	...	...	...	...	...	...	33 7 3	882 12 2	7,328 7 0 27	924 16 8	22 19 4	947 16 0	1,830 8 2
...	...	...	...	...	...	...	12 9 6	1,113 0 10	5,961 4 2 3	772 14 10	13 5 0	785 19 10	1,899 0 8
...	...	...	...	16	3 0 0	3 0 0	515 4 0	11,443 3 7	59,538 16 1 22	7,789 4 3	68 9 8	7,857 13 11	19,300 17 6
66	60 0 1	...	...	102	111 1 8	171 1 9	404 1 0	3,358 7 1	3,058 6 1 22	1,620 10 8	13 13 0	1,634 8 3	4,922 10 9
81	39 1 2	...	...	99	46 5 9	85 6 11	220 11 5	2,712 13 0	3,879 6 2 19	1,466 13 6	10 4 8	1,476 18 2	4,189 11 2
81	40 17 10	...	...	102	50 19 10	91 17 8	233 16 8	3,054 19 11	3,410 13 2 16	1,712 16 11	3 5 4	1,716 2 3	4,771 2 2
83	54 6 0	...	...	158	73 10 0	127 16 0	272 2 1	3,176 5 11	3,348 19 3 4	1,601 10 2	1 14 0	1,503 4 2	4,679 10 1
92	41 7 2	...	...	100	44 9 0	85 16 2	185 0 2	2,913 3 11	3,752 17 3 27	1,516 9 1	3 10 8	1,519 19 9	4,433 3 8
93	48 9 1	...	...	94	41 12 4	90 1 5	183 2 10	2,660 19 9	3,565 7 1 19	1,392 8 11	3 19 0	1,396 7 11	4,057 7 8
82	68 2 6	...	...	107	62 18 8	131 1 2	164 1 9	2,854 15 2	3,668 10 0 15	1,456 5 0	4 19 4	1,461 4 4	4,315 19 6
78	72 6 8	...	...	111	71 18 7	144 5 3	188 3 10	2,636 11 4	3,044 10 1 10	1,192 4 11	2 18 8	1,195 3 7	3,831 14 11
86	51 15 1	...	...	102	43 10 0	95 5 1	225 6 4	3,077 1 10	3,158 16 3 4	1,365 8 9	7 14 10	1,373 3 7	4,450 5 5
102	79 17 11	...	...	108	88 15 7	168 13 6	100 12 5	2,784 16 10	3,188 0 3 0	1,898 14 10	3 14 2	1,902 9 0	4,687 5 10
75	38 7 10	...	...	105	57 13 0	96 0 10	213 0 11	3,202 17 10	3,100 8 3 0	1,609 17 11	0 14 0	1,610 11 11	4,813 9 9
79	50 1 0	...	...	96	46 4 2	96 5 2							

TABLE XVIII.—MONTHLY STATEMENT OF

Year—Line.		Number of Passengers.						Amount for Passengers.				Amount for Parcels.		Amount for Horses, Carriages, and Dogs.						
		1st Class.		2nd Class.		3rd Class.		Total.	1st Class.		2nd Class.		3rd Class.		Total.	Amount for Parcels.		Amount for Horses, Carriages, and Dogs.		
		Single.	Return.	Single.	Return.	Single.	Return.		£	s. d.	£	s. d.	£	s. d.	£	s. d.	£	s. d.	£	s. d.
COACHING																				
1862—NORTH.		338	213	5,999	9,230	.....	.....	15,780	£	s. d.	£	s. d.	£	s. d.	£	s. d.	£	s. d.	£	s. d.
January		267	113	5,766	8,899	.....	.....	12,045	32	2 7	842	12 6	924	15 1	41	8 2	22	7 6	18	13 6
February		289	254	6,708	8,577	.....	.....	15,825	34	2 1	806	13 4	890	15 5	123	19 4	19	3 0	31	8 6
March		281	282	7,394	9,466	.....	.....	17,423	97	0 4	1,052	13 8	1,149	14 0	56	15 5	31	5 3	61	8 6
April		350	220	7,401	8,937	.....	.....	16,908	96	17 9	966	13 9	1,068	11 6	64	3 2	34	5 3	38	2 0
May		265	233	6,502	6,588	.....	.....	13,588	86	3 8	803	1 0	889	9 3	153	6 9	31	5 9	31	5 9
June		335	245	7,089	7,712	.....	.....	15,381	103	13 4	833	14 6	937	7 10	55	7 3	38	2 0	38	2 0
July		262	215	7,399	8,396	.....	.....	16,212	83	14 7	873	6 0	957	0 7	56	8 7	32	1 3	32	1 3
August		330	173	7,688	8,198	.....	.....	16,309	89	7 4	917	18 3	1,007	5 7	159	0 10	34	5 0	34	5 0
September		270	229	7,266	8,413	.....	.....	16,178	83	19 0	892	19 7	976	18 7	60	15 7	42	16 3	42	16 3
October		227	341	7,364	10,616	.....	.....	18,549	92	7 2	1,022	6 8	1,114	13 10	53	14 11	42	13 0	42	13 0
November		332	164	9,908	11,632	.....	.....	22,037	97	7 3	1,499	13 0	1,597	0 3	68	0 2	37	7 6	37	7 6
December		355	262	86,427	103,664	.....	.....	196,331	1,061	12 4	11,230	2 10	12,291	15 2	933	17 1	374	8 6	374	8 6
1863—SOUTH.		1,207	508	1,152	587	16,717	10,276	30,397	272	8 6	193	0 6	2,187	15 6	2,653	4 6	174	15 7	218	17 10
January		995	528	691	663	12,106	11,329	26,313	231	17 2	135	8 7	1,671	14 6	2,039	0 3	146	12 11	189	2 3
February		978	649	830	868	12,681	13,160	29,168	264	12 9	169	11 2	1,806	9 8	2,240	13 7	259	17 10	220	4 11
March		1,068	667	1,072	912	14,680	11,798	30,198	284	15 8	221	4 5	2,016	10 11	2,522	11 0	142	15 9	198	19 6
April		1,208	562	966	786	14,823	10,761	29,106	298	18 7	175	6 2	1,886	11 3	2,360	16 0	153	15 0	198	7 11
May		931	400	997	731	13,314	9,716	26,090	218	12 11	102	10 2	1,601	9 5	2,007	12 6	295	1 5	148	4 2
June		948	1,396	9,862	16,498	.....	.....	28,704	338	18 3	2,312	0 7	2,650	18 10	146	9 0	148	19 2	148	19 2
July		819	1,204	9,119	15,693	.....	.....	26,836	317	11 3	2,196	9 0	2,514	0 3	121	0 2	139	10 0	139	10 0
August		980	1,158	10,071	14,751	.....	.....	26,911	318	6 11	2,246	16 2	2,565	3 1	119	0 0	159	4 6	159	4 6
September		1,019	1,352	9,669	15,705	.....	.....	27,745	382	7 0	2,203	15 0	2,586	2 0	134	12 2	184	19 5	184	19 5
October		1,455	929	13,769	9,733	.....	.....	25,886	370	6 7	2,077	3 4	2,447	9 11	120	8 2	186	12 0	186	12 0
November		1,621	874	17,945	9,840	.....	.....	30,280	410	18 9	2,619	4 1	3,030	2 10	574	10 9	169	8 3	169	8 3
December		13,183	10,227	76,147	86,717	84,323	67,040	387,637	3,704	14 4	14,742	9 2	11,170	11 3	29,617	14 9	2,388	11 3	2,162	9 11
1863—WEST.		299	128	244	70	5,612	2,292	8,645	83	16 3	55	0 0	915	5 8	1,054	1 11	77	14 4	89	19 0
January		249	134	172	97	4,495	2,522	7,670	74	16 10	43	12 11	802	15 4	921	5 1	81	1 3	62	7 0
February		276	139	239	106	4,781	2,872	8,413	34	17 10	54	13 5	856	6 2	995	17 3	147	3 0	85	12 3
March		246	92	285	86	4,990	2,732	8,422	64	18 6	62	2 9	832	8 0	959	9 3	70	5 8	69	12 0
April		271	76	265	95	4,947	2,844	8,495	73	2 6	61	16 9	826	4 3	961	3 6	72	9 11	64	13 5
May		283	77	281	112	4,368	2,253	7,375	72	19 11	61	6 7	757	7 4	981	13 10	175	7 11	54	5 2
June		274	154	2,877	3,005	.....	.....	6,260	83	5 5	758	7 10	841	13 3	813	3 8	53	10 7	63	17 10
July		203	188	2,776	3,423	.....	.....	6,590	75	16 9	810	6 11	886	3 8	51	11 0	54	19 4	54	19 4
August		258	190	3,169	3,093	.....	.....	6,710	92	0 3	828	13 6	920	13 9	49	16 8	55	14 7	55	14 7
September		283	206	2,756	3,348	.....	.....	6,598	95	5 2	794	3 1	889	8 3	54	8 10	64	3 6	64	3 6
October		287	179	3,852	1,847	.....	.....	6,166	99	5 4	778	4 10	877	10 2	46	14 1	66	7 11	66	7 11
November		367	180	5,289	1,959	.....	.....	7,795	113	10 4	1,054	14 3	1,168	4 7	292	14 2	69	18 6	69	18 6
December		3,302	1,743	22,159	17,241	29,194	15,505	89,145	1,013	15 1	5,363	2 10	4,990	6 9	11,367	4 8	1,172	17 5	801	10 6
1863—NORTH.		320	271	8,218	10,955	.....	.....	19,764	104	17 9	1,187	8 6	1,292	6 3	62	0 5	46	19 6	46	19 6
January		237	123	7,111	7,349	.....	.....	14,820	76	7 2	869	8 7	945	15 9	57	11 6	48	19 9	48	19 9
February		267	149	8,001	8,132	.....	.....	16,549	74	18 1	984	11 7	1,059	9 8	165	15 0	52	12 3	52	12 3
March		206	180	7,525	9,471	.....	.....	17,382	67	4 11	1,004	6 4	1,071	11 3	62	0 8	57	7 6	57	7 6
April		486	474	8,353	12,996	.....	.....	22,309	235	2 2	1,605	8 4	1,840	10 11	80	17 11	93	14 0	93	14 0
May		330	177	7,136	7,791	.....	.....	15,434	132	0 2	1,145	13 5	1,277	13 7	203	0 0	83	12 6	83	12 6
June		254	156	7,470	7,601	.....	.....	15,482	95	19 1	1,376	12 1	1,472	11 2	89	18 1	92	17 6	92	17 6
July		185	118	7,236	7,629	.....	.....	15,168	64	12 9	1,253	18 9	1,818	11 6	82	5 4	81	11 6	81	11 6
August		265	194	7,571	6,907	.....	.....	14,937	101	13 7	1,333	0 1	1,434	13 8	225	6 7	97	14 9	97	14 9
September		228	173	7,109	6,670	.....	.....	14,180	90	16 8	1,300	9 9	1,391	6 5	91	13 6	81	0 6	81	0 6
October		204	127	6,563	8,195	.....	.....	15,089	71	13 5	1,225	1 10	1,296	15 3	91	0 10	88	18 0	88	18 0
November		267	174	8,256	10,567	.....	.....	19,265	106	13 6	1,620	7 1	1,727	0 7	96	12 3	98	17 1	98	17 1
December		3,252	2,316	90,550	104,263	.....	.....	200,382	1,221	19 8	14,906	6 4	16,128	6 0	1,308	2 1	924	4 10	924	4 10
1864—SOUTH.		1,923	737	19,121	8,440	.....	.....	30,222	436	19 10	2,577	12 9	3,014	12 7	114	18 8	203	15 6	203	15 6
January		1,823	884	14,131	10,451	.....	.....	26,789	368	11 3	2,245	1 9	2,613	12 10	141	16 0	211	11 3	211	11 3
February		1,693	791	17,676	8,959	.....	.....	29,119	402	11 3	2,331	2 11	2,733	14 2	150	18 9	228	16 3	228	16 3
March		1,456	1,037	14,754	10,761	.....	.....	28,008	415	1 0	2,117	19 4	2,533	0 4	156	19 3	195	5 6	195	5 6
April		1,778	1,154	17,093	11,106	.....	.....	31,132	452	1 11	2,358	9 7	2,810	11 6	165	8 1	186	3 8	186	3 8
May		1,092	837	13,003	10,726	.....	.....	25,658	324	3 5	1,846	13 6	2,170	16 11	144	3 2	183	0 3	183	0 3
June		1,516	964	16,032	11,022	.....	.....	29,534	359	0 5	1,938	2 4	2,297	2 9	163	12 4	170	16 7	170	16 7
July		1,386	1,110	14,965	11,655	.....	.....	29,116	386	18 2	2,106	15 3								



TABLE XIX.  
DETAILED STATEMENT of Working Expenses, as per Schedules—1860.

SCHEDULES.	Great Northern Line.	Great Southern Line.	Great Western Line.	Total.
<b>A.—LOCOMOTIVE POWER:</b>				
	£ s. d.	£ s. d.	£ s. d.	£ s. d.
1. Wages of Enginemen and Firemen .. .. .	816 16 6	3,124 14 8	268 6 9	4,209 17 11
2. Wages of Engine Cleaners and Out-door Labourers..	852 16 1	3,712 1 5	.....	4,564 17 6
3. Cost of Fuel for Engines and Wages of Fuelmen ..	71 17 5	222 7 2	125 3 0	419 7 7
4. Water and Repairs of Engines for Pumping .. ..	113 7 5	823 10 4	.....	936 17 9
5. Oil, Tallow, Waste, and Sundry Stores .. .. .	.....	.....	.....	.....
6. Clothing .. .. .	.....	.....	.....	.....
<b>REPAIRING ENGINES.</b>				
1. Locomotive Foreman and Time-keepers .. .. .	4 17 4	21 6 8	.....	26 4 0
2. Wages for Repairs and Renewals of Engines.. ..	796 1 9	2,224 8 9	22 12 3	3,043 2 9
3. Materials for do. do. .. .. .	62 17 6	1,037 17 4	.....	1,100 14 10
4. Repairs of Machinery and Workshops.. .. .	4 15 3	52 3 8	.....	56 18 11
5. Tools and Implements .. .. .	44 2 7	378 13 7	.....	422 16 2
6. General Charges .. .. .	193 18 7	458 11 5	.....	652 10 0
7. Fuel and Lighting .. .. .	.....	.....	.....	.....
8. Casualties .. .. .	.....	.....	.....	.....
	2,961 10 5	12,055 15 0	416 2 0	15,433 7 5
<b>B.—CARRIAGE REPAIRS.</b>				
1. Wages for Repairs and Renewals of Carriages ..	166 14 1	558 7 3	.....	725 1 4
2. Materials for do. do. .. .. .	52 17 9	199 14 0	.....	252 11 9
3. Casualties .. .. .	2 9 6	15 18 6	.....	18 8 0
<b>WAGGON REPAIRS.</b>				
1. Wages for Repairs of Waggon's .. .. .	249 4 2	668 19 7	.....	938 3 9
2. Materials for do. .. .. .	13 16 6	267 14 1	.....	281 10 7
3. Casualties .. .. .	.....	.....	.....	.....
	485 2 0	1,730 13 5	.....	2,215 15 5
<b>C.—MAINTENANCE OF WAY.</b>				
1. Salaries and Wages of Inspectors, &c... .. .	5 1 0	17 5 1	.....	22 6 1
2. Repairs of Permanent Way .. .. .	2,449 18 5	6,192 13 1	930 15 0	9,573 6 6
3. Tools and Implements .. .. .	99 16 4	202 17 6	88 14 7	391 8 5
4. Ballasting .. .. .	121 11 10	8 2 6	.....	129 14 4
5. Slips .. .. .	.....	.....	21 16 3	21 16 3
6. Repairs of Tunnels, Viaducts, Bridges, &c. ..	17 12 5	492 3 9	.....	509 16 2
7. Repairs of Sidings, Turn-tables, &c. .. .. .	6 0 11	134 18 1	.....	140 19 0
8. Repairs of Gates, Fences, &c. .. .. .	19 2 4	59 0 9	.....	78 3 1
9. Relaying Line .. .. .	38 11 4	365 12 6	0 15 0	404 18 10
10. Repairs of Stations, Platforms, and Buildings ..	188 15 7	889 15 6	0 11 0	1,079 2 1
11. Repairs of Signals, Cranes, Weighing Machines, &c.	113 19 0	27 14 1	1 6 0	147 19 1
12. Repairs of Approach Roads .. .. .	25 13 0	8 3 9	1 13 3	35 10 0
13. Casualties .. .. .	.....	35 19 2	.....	35 19 2
14. Branches .. .. .	.....	.....	.....	.....
	3,091 2 2	8,434 5 9	1,045 11 1	12,570 19 0
<b>D. &amp; E.—TRAFFIC CHARGES.</b>				
1. Wages of Clerks, Inspectors, Guards, &c. .. ..	3,428 4 0	10,926 8 6	876 3 3	15,230 15 9
2. Compensation .. .. .	.....	.....	.....	.....
3. Travelling Expenses .. .. .	.....	.....	.....	.....
4. Delivering parcels .. .. .	.....	.....	.....	.....
5. Horse and Coach Hire .. .. .	.....	.....	.....	.....
6. Advertising .. .. .	25 17 6	.....	0 10 0	26 7 6
7. Stationery and Printing .. .. .	.....	54 9 7	.....	54 9 7
8. Fuel and Stores .. .. .	176 9 2	703 0 9	19 2 10	898 12 9
9. Clothing .. .. .	.....	.....	.....	.....
10. General Charges .. .. .	13 11 3	85 12 4	.....	99 3 7
11. Repairing Station Furniture, Fittings, &c. ..	1 14 5	23 14 8	.....	25 9 1
12. Making and Repairing Lamps .. .. .	1 15 7	4 12 8	.....	6 8 3
13. Sheet Repairs .. .. .	9 3 3	227 0 4	.....	236 3 7
14. Greasing Waggon's .. .. .	.....	436 5 2	21 8 7	457 13 9
15. Steam Cranes .. .. .	.....	.....	.....	.....
	3,656 15 2	12,461 4 0	917 4 8	17,035 3 10
<b>F.—GENERAL CHARGES.</b>				
1. Proportion of General Establishment .. .. .	782 4 10	969 16 11	321 4 9	2,073 6 6
2. Auditing .. .. .	.....	.....	.....	.....
3. Advertising .. .. .	110 15 8	254 13 0	43 8 2	408 16 10
4. Stationery and Printing .. .. .	35 5 3	224 17 1	.....	260 2 4
5. Travelling Expenses .. .. .	64 9 6	251 4 9	3 0 0	318 14 3
6. Office Expenses and Contingencies .. .. .	39 1 0	71 6 6	1 0 0	111 7 6
7. Repairs of Store Fittings .. .. .	.....	.....	.....	.....
	1,031 16 3	1,771 18 3	368 12 11	3,172 7 5
<b>TOTAL</b> .. .. .	£ 11,226 6 0	36,453 16 5	2,747 10 8	50,427 13 1

## APPENDIX.

79

TABLE XIX—continued.

DETAILED STATEMENT of Working Expenses as per Schedules—1861.

SCHEDULES.	Great Northern Line.	Great Southern Line.	Great Western Line.	TOTAL.
<b>A.—LOCOMOTIVE POWER.</b>				
	£ s. d.	£ s. d.	£ s. d.	£ s. d.
1. Wages of Enginemen and Firemen .. .. .	948 1 3	3,729 15 10	530 11 2	5,208 8 3
2. Wages of Engine Cleaners and Out-door Labourers .. .. .	.....	.....	.....	.....
3. Cost of Fuel for Engines and Wages of Fuelmen .. .. .	1,130 1 4	3,827 0 8	199 3 2	5,156 5 2
4. Water and Repairs of Engines for Pumping .. .. .	111 16 9	429 2 0	16 16 0	557 14 9
5. Oil, Tallow, Waste, and Sundry Stores .. .. .	185 13 10	899 1 11	.....	1,084 15 9
6. Clothing .. .. .	.....	.....	.....	.....
<b>REPAIRING ENGINES.</b>				
1. Locomotive Foreman and Time-keepers .. .. .	72 0 0	165 12 0	.....	237 12 0
2. Wages for Repairs and Renewals of Engines .. .. .	977 11 9	2,269 14 4	399 2 10	3,646 8 11
3. Materials for do. do. .. .. .	723 13 0	1,061 5 2	.....	1,785 3 2
4. Repairs of Machinery and Workshops .. .. .	11 9 5	152 8 5	.....	163 17 10
5. Tools and Implements .. .. .	59 13 7	452 14 7	.....	512 8 2
6. General Charges .. .. .	29 18 3	420 14 4	.....	450 12 7
7. Fuel and Lighting .. .. .	.....	.....	.....	.....
8. Casualties .. .. .	5 11 6	7 4 0	.....	12 15 6
	4,255 15 8	13,414 13 3	1,145 13 2	18,816 2 1
<b>B.—CARRIAGE REPAIRS.</b>				
1. Wages for Repairs and Renewals of Carriages .. .. .	297 18 3	542 19 4	60 17 7	901 15 2
2. Materials for do. do. .. .. .	216 10 0	233 13 1	30 17 6	481 0 7
3. Casualties .. .. .	4 1 3	2 7 1	.....	6 8 4
<b>WAGGON REPAIRS.</b>				
1. Wages for Repairs of Waggon's .. .. .	173 10 9	317 6 2	43 17 4	534 14 3
2. Materials for do. do. .. .. .	102 12 0	137 7 11	.....	239 19 11
3. Casualties .. .. .	.....	.....	.....	.....
	794 12 3	1,233 13 7	135 12 5	2,163 18 3
<b>C.—MAINTENANCE OF WAY.</b>				
1. Salaries and Wages of Inspectors, &c. .. .. .	2,422 16 0	5,809 4 4	1,238 2 6	9,470 2 10
2. Repairs of Permanent Way .. .. .	29 13 9	268 16 0	3 4 0	301 13 9
3. Tools and Implements .. .. .	114 14 6	255 18 11	31 13 4	402 6 9
4. Ballasting .. .. .	469 1 9	302 7 0	0 10 0	771 18 9
5. Slips .. .. .	66 11 0	.....	.....	66 11 0
6. Repairs of Tunnels, Viaducts, Bridges, &c. .. .. .	418 16 7	2,177 10 7	54 4 6	2,650 11 8
7. Repairs of Sidings, Turn-tables, &c. .. .. .	36 10 10	297 8 2	1 7 6	335 6 6
8. Repairs of Gates, Fences, &c. .. .. .	148 9 1	298 1 0	0 13 0	447 3 1
9. Relaying Line .. .. .	1,036 9 6	196 4 9	.....	1,232 14 3
10. Repairs of Stations, Platforms, and Buildings .. .. .	376 0 1	603 8 10	14 1 3	993 10 2
11. Repairs of Signals, Cranes, Weighing Machines, &c. .. .. .	19 8 1	45 19 9	.....	65 7 10
12. Repairs of Approach Roads .. .. .	46 15 11	228 18 10	93 0 3	373 15 0
13. Casualties .. .. .	253 9 7	398 11 6	.....	652 1 1
14. Branches .. .. .	.....	.....	.....	.....
	5,438 16 8	10,882 9 8	1,441 16 4	17,763 2 8
<b>D. &amp; E.—TRAFFIC CHARGES.</b>				
1. Wages of Clerks, Inspectors, Guards, &c. .. .. .	4,347 18 6	10,269 15 9	2,192 17 7	16,810 11 10
2. Compensation .. .. .	.....	813 0 9	.....	813 0 9
3. Travelling Expenses .. .. .	.....	.....	.....	.....
4. Delivering Parcels .. .. .	.....	.....	.....	.....
5. Horse and Coach Hire .. .. .	.....	.....	.....	.....
6. Advertising .. .. .	.....	.....	.....	.....
7. Stationery and Printing .. .. .	19 8 6	23 8 5	0 2 6	42 19 5
8. Fuel and Stores .. .. .	431 12 6	714 8 4	140 7 9	1,286 8 7
9. Clothing .. .. .	.....	.....	.....	.....
10. General Charges .. .. .	94 5 8	268 19 11	.....	363 5 7
11. Repairing Station Furniture, &c. .. .. .	5 10 3	41 14 9	0 0 9	47 5 9
12. Making and Repairing Lamps .. .. .	.....	7 7 8	.....	7 7 8
13. Sheet Repairs .. .. .	15 10 9	205 12 2	12 3 8	233 6 7
14. Greasing Waggon's .. .. .	.....	132 19 6	6 12 4	139 11 10
15. Steam Cranes .. .. .	.....	.....	.....	.....
	4,914 6 2	12,477 7 3	2,352 4 7	19,743 18 0
<b>F.—GENERAL CHARGES.</b>				
1. Proportion of General Establishment .. .. .	673 10 3	647 10 1	609 3 4	1,930 3 8
2. Auditing .. .. .	.....	.....	.....	.....
3. Advertising .. .. .	18 2 3	28 1 8	1 1 7	47 5 6
4. Stationery and Printing .. .. .	.....	151 11 2	.....	151 11 2
5. Travelling Expenses .. .. .	56 11 0	23 19 4	.....	80 10 4
6. Office Expenses and Contingencies .. .. .	58 17 8	414 5 7	17 3 0	490 6 3
7. Repairs of Store Fittings .. .. .	.....	0 2 9	.....	0 2 9
	807 1 2	1,265 10 7	627 7 11	2,699 19 8
<b>TOTAL</b> .. .. .	£ 16,210 11 11	39,273 14 4	5,702 14 5	61,187 0 8

TABLE XIX—continued.  
 DETAILED STATEMENT of Working Expenses, as per Schedules—1862.

SCHEDULES.	Great Northern Line.	Great Southern Line.	Great Western Line.	Total.
<b>A.—LOCOMOTIVE POWER.</b>				
	£ s. d.	£ s. d.	£ s. d.	£ s. d.
1. Wages of Enginemen and Firemen .. .. .	1,337 18 6	3,110 12 3	2 4 0	4,450 14 9
2. Wages of Engine Cleaners and Out-door Labourers..	434 0 6	1,020 4 6	.....	1,454 5 0
3. Cost of Fuel for Engines and Wages of Fuelmen	1,331 17 6	2,675 16 3	1 11 0	4,009 4 9
4. Water and Repairs of Engines for Pumping .. ..	243 18 9	639 0 0	.....	882 18 9
5. Oil, Tallow, Waste, and Sundry Stores .. .. .	248 4 8	828 0 10	.....	1,076 5 6
6. Clothing .. .. .	.....	.....	.....	.....
<b>REPAIRING ENGINES.</b>				
1. Locomotive Foreman and Time-keepers .. .. .	308 12 8	593 14 0	0 7 0	902 13 8
2. Wages for Repairs and Renewals of Engines .. ..	808 13 11	3,612 16 4	.....	4,421 10 3
3. Materials for do. do. .. .. .	446 9 8	1,674 10 9	.....	2,121 0 5
4. Repairs of Machinery and Workshops.. .. .	180 6 10	600 13 11	.....	781 0 9
5. Tools and Implements .. .. .	82 10 10	566 6 1	.....	648 16 11
6. General Charges .. .. .	0 19 0	131 1 0	7 0 0	139 0 0
7. Fuel and Lighting.. .. .	7 18 2	347 4 4	.....	355 2 6
8. Casualties .. .. .	.....	30 0 0	.....	30 0 0
	5,431 11 0	15,830 0 3	11 2 0	21,272 13 3
<b>B.—CARRIAGE REPAIRS.</b>				
1. Wages for Repairs and Renewals of Carriages ..	362 13 7	784 13 4	15 3 0	1,162 9 11
2. Materials for do. do. .. .. .	264 17 9	372 17 7	.....	637 15 4
3. Casualties .. .. .	.....	8 5 3	.....	8 5 3
<b>WAGGON REPAIRS.</b>				
1. Wages for Repairs of Waggon's .. .. .	142 12 2	481 15 10	.....	624 8 0
2. Materials for do. do. .. .. .	51 10 1	181 2 4	.....	232 12 5
3. Casualties .. .. .	.....	.....	.....	.....
	821 13 7	1,828 14 4	15 3 0	2,665 10 11
<b>C.—MAINTENANCE OF WAY.</b>				
1. Salaries and Wages of Inspectors, &c. .. .. .	465 12 10	1,238 18 5	21 0 0	1,725 11 3
2. Repairs of Permanent Way .. .. .	2,845 5 1	5,341 7 6	2,072 3 9	10,758 16 4
3. Tools and Implements .. .. .	177 5 7	301 8 6	92 9 9	571 3 10
4. Ballasting .. .. .	536 15 0	282 8 1	50 16 9	869 19 10
5. Slips.. .. .	15 14 0	12 16 0	.....	28 10 0
6. Repairs of Tunnels, Viaducts, Bridges, &c. .. ..	498 12 4	1,233 2 4	0 6 0	1,732 0 8
7. Repairs of Sidings, Turn-tables, &c. .. .. .	180 3 6	269 6 0	.....	449 9 6
8. Repairs of Gates, Fences, &c. .. .. .	119 12 4	464 0 11	1 15 9	585 9 0
9. Relaying Line .. .. .	1,372 8 0	15 19 3	.....	1,388 7 3
10. Repairs of Stations, Platforms, and Buildings ..	631 15 7	663 19 8	5 16 10	1,306 12 1
11. Repairs of Signals, Cranes, Weighing Machines, &c..	39 5 3	75 6 9	92 16 5	207 8 5
12. Repairs of Approach Roads .. .. .	46 6 3	117 5 0	37 15 0	201 6 3
13. Casualties .. .. .	1 8 0	4 4 0	0 14 6	6 6 6
14. Branches .. .. .	.....	.....	.....	.....
	6,930 3 9	10,525 2 5	2,375 14 9	19,831 0 11
<b>D. &amp; E.—TRAFFIC CHARGES.</b>				
1. Wages of Clerks, Inspectors, Guards, &c. .. ..	5,382 7 0	9,862 11 0	3,506 8 5	18,751 6 5
2. Compensation .. .. .	37 5 8	60 14 0	3 4 9	101 4 5
3. Travelling Expenses .. .. .	.....	2 0 0	2 0 0	4 0 0
4. Delivering parcels.. .. .	.....	.....	.....	.....
5. Horse and Coach Hire .. .. .	76 15 10	1,180 4 6	1 13 0	1,258 13 4
6. Advertising .. .. .	.....	1 8 1	.....	1 8 1
7. Stationery and Printing .. .. .	8 13 4	17 5 0	8 13 4	34 11 8
8. Fuel and Stores .. .. .	250 0 0	719 8 1	168 13 1	1,138 1 2
9. Clothing .. .. .	.....	12 14 4	.....	12 14 4
10. General Charges .. .. .	26 2 6	203 13 1	11 3 7	240 19 2
11. Repairing Station Furniture .. .. .	30 1 4	90 5 8	3 17 11	124 4 11
12. Making and Repairing Lamps .. .. .	4 9 4	23 6 3	.....	27 15 7
13. Sheet Repairs .. .. .	101 6 3	158 14 8	75 5 10	333 6 9
14. Greasing Waggon's .. .. .	46 2 0	115 10 5	32 18 2	194 10 7
15. Steam Cranes .. .. .	.....	.....	.....	.....
	5,963 3 3	12,447 15 1	3,811 18 1	22,222 16 5
<b>F.—GENERAL CHARGES.</b>				
1. Proportion of General Establishment .. .. .	747 1 5	787 19 4	743 8 8	2,278 9 5
2. Auditing .. .. .	.....	.....	.....	.....
3. Advertising .. .. .	.....	.....	.....	.....
4. Stationery and Printing .. .. .	48 5 7	110 11 11	48 5 7	207 3 1
5. Travelling Expenses .. .. .	1 15 0	30 8 3	2 4 0	34 7 3
6. Office Expenses and Contingencies .. .. .	13 8 2	177 10 7	13 18 2	204 16 11
7. Repairs of Store Fittings .. .. .	2 18 8	5 13 4	.....	8 12 0
	813 8 10	1,112 3 5	807 16 5	2,733 8 8
<b>TOTAL</b> .. .. .	£ 19,960 0 5	41,743 15 6	7,021 14 3	68,725 10 2



TABLE XIX—continued.  
 DETAILED STATEMENT of Working Expenses as per Schedules—1863.

SCHEDULES.	Great Northern Line.	Great Southern Line.	Great Western Line.	Total.
<b>A.—LOCOMOTIVE POWER.</b>				
1. Wages of Enginemmen and Firemen .. .. .	£ 1,792 8 0	£ 3,136 3 0	.....	£ 4,928 11 0
2. Wages of Engine Cleaners and Out-door Labourers..	524 18 0	999 18 6	.....	1,524 16 6
3. Cost of Fuel for Engines and Wages of Fuelmen ..	1,849 18 2	4,136 2 3	.....	5,986 0 5
4. Water and Repairs of Engines for Pumping ..	544 8 2	1,484 7 8	.....	2,028 15 10
5. Oil, Tallow, Waste, and Sundry Stores .. .. .	438 12 5	984 7 9	.....	1,423 0 2
6. Clothing .. .. .	.....	.....	.....	.....
<b>REPAIRING ENGINES.</b>				
1. Locomotive Foremen and Time-keepers .. .. .	346 13 3	587 4 0	.....	933 17 3
2. Wages for Repairs and Renewals of Engines..	2,041 8 7	3,376 2 5	.....	5,417 11 0
3. Materials for do. do. .. .. .	1,396 11 8	2,141 11 4	.....	3,538 3 0
4. Repairs of Machinery and Workshops..	307 7 8	798 4 3	.....	1,105 11 11
5. Tools and Implements .. .. .	164 6 10	504 5 1	.....	668 11 11
6. General Charges .. .. .	47 8 3	255 14 3	.....	303 2 6
7. Fuel and Lighting.. .. .	11 11 4	373 11 9	.....	385 3 1
8. Casualties .. .. .	.....	9 6 6	.....	9 6 6
	9,465 12 4	18,786 18 9	.....	28,252 11 1
<b>B.—CARRIAGE REPAIRS.</b>				
1. Wages for Repairs and Renewals of Carriages ..	447 11 4	2,117 11 4	.....	2,565 2 8
2. Materials for do. do. .. .. .	718 15 9	836 3 0	.....	1,554 18 9
3. Casualties .. .. .	.....	10 4 4	.....	10 4 4
<b>WAGGON REPAIRS.</b>				
1. Wages for Repairs of Waggon.. .. .	278 19 0	846 7 2	.....	1,125 6 2
2. Materials for do. do. .. .. .	370 11 8	615 8 7	.....	986 0 3
3. Casualties .. .. .	.....	22 5 4	.....	22 5 4
	1,815 17 9	4,447 19 9	.....	6,263 17 6
<b>C.—MAINTENANCE OF WAY.</b>				
1. Salaries and Wages of Inspectors, &c... .. .	789 6 9	1,159 7 0	64 16 0	2,013 9 9
2. Repairs of Permanent Way .. .. .	4,970 5 7	7,503 0 1	2,716 9 9	15,189 15 0
3. Tools and Implements .. .. .	405 19 5	381 8 10	10 16 2	798 4 5
4. Ballasting .. .. .	511 18 11	968 3 10	18 16 0	498 18 9
5. Slips .. .. .	.....	23 8 0	200 19 0	224 7 0
6. Repairs of Tunnels, Viaducts, Bridges, &c. ..	336 18 2	1,391 3 7	312 3 4	2,040 5 1
7. Repairs of Sidings, Turn-tables, &c. .. .. .	2,147 15 0	469 5 6	68 15 11	2,685 16 5
8. Repairs of Gates, Fences, &c. .. .. .	161 14 5	500 11 11	22 6 10	634 13 2
9. Relaying Line .. .. .	2,049 15 11	73 12 9	.....	2,123 8 8
10. Repairs of Stations, Platforms, and Buildings	1,671 5 4	3,289 3 10	1,580 2 10	6,540 12 0
11. Repairs of Signals, Cranes, Weighing Machines, &c.	51 9 1	339 14 11	2 4 3	393 8 3
12. Repairs of Approach Roads .. .. .	92 5 3	34 15 5	.....	127 0 8
13. Casualties .. .. .	11 18 0	135 8 11	.....	147 6 11
14. Branches .. .. .	.....	.....	.....	.....
	13,200 11 10	16,269 4 7	4,997 10 1	34,467 6 6
<b>D. &amp; E.—TRAFFIC CHARGES.</b>				
1. Wages of Inspectors, Clerks, Guards, &c. ..	6,257 7 11	10,196 8 7	3,766 11 8	20,220 8 2
2. Compensation .. .. .	10 4 4	1,298 17 3	0 19 9	1,310 1 4
3. Travelling .. .. .	.....	.....	.....	.....
4. Delivering Parcels .. .. .	.....	.....	.....	.....
5. Horse and Coach Hire .. .. .	64 13 11	316 4 0	.....	380 17 11
6. Advertising .. .. .	.....	0 18 0	0 14 0	1 12 0
7. Stationery and Printing .. .. .	109 3 11	109 1 10	109 1 0	327 6 9
8. Fuel and Stores .. .. .	364 15 9	772 1 0	194 5 8	1,331 2 5
9. Clothing .. .. .	.....	.....	.....	.....
10. General Charges .. .. .	5 3 9	12 10 4	0 3 6	17 17 7
11. Repairing Station Furniture, &c. .. .. .	94 7 7	189 14 4	97 19 6	382 1 5
12. Making and Repairing Lamps .. .. .	12 18 2	29 11 1	0 16 9	43 6 0
13. Sheet Repairs .. .. .	95 0 8	75 6 8	136 13 8	307 1 0
14. Greasing Waggon.. .. .	51 0 1	.....	.....	51 0 1
15. Steam Cranes .. .. .	1,017 1 9	.....	.....	1,017 1 9
	8,081 17 10	13,000 13 1	4,307 5 6	25,389 16 5
<b>F.—GENERAL CHARGES.</b>				
1. Proportion of General Establishment .. .. .	569 11 0	569 11 8	569 11 0	1,708 13 8
2. Auditing .. .. .	.....	.....	.....	.....
3. Advertising .. .. .	.....	.....	.....	.....
4. Stationery and Printing .. .. .	11 3 1	11 8 8	11 3 1	33 14 10
5. Travelling Expenses .. .. .	20 17 6	30 2 0	24 7 0	75 6 6
6. Office Expenses and Contingencies .. .. .	114 19 2	286 13 2	205 18 10	607 11 2
7. Repairs of Store Fittings .. .. .	65 16 10	2 15 5	.....	68 12 3
	782 7 7	900 10 11	810 19 11	2,493 18 5
<b>TOTAL .. .. .</b>	<b>£ 33,346 7 4</b>	<b>53,405 7 1</b>	<b>10,115 15 6</b>	<b>96,867 9 11</b>



TABLE XIX—continued.

DETAILED STATEMENT of Working Expenses as per Schedules—1864.

SCHEDULES.	Great Northern Line.	Great Southern Line.	Great Western Line.	Richmond Line.	Total.
<b>A.—LOCOMOTIVE POWER.</b>					
1. Wages of Enginemen and Firemen .. .. .	£ s. d. 2,605 10 9	£ s. d. 3,333 18 9	£ s. d. .. .. .	£ s. d. 37 7 6	£ s. d. 5,976 17 0
2. Wages of Engine Cleaners and Out-door Labourers ..	812 17 3	1,074 9 7	.....	11 4 0	1,898 10 10
3. Cost of Fuel for Engines and Wages of Fuelmen ..	1,837 6 2	3,531 8 6	.....	24 8 7	5,393 3 3
4. Water and Repairs of Engines for Pumping .. .. .	1,277 0 8	1,467 17 6	.....	15 0 1	2,759 18 3
5. Oil, Tallow, Waste, and Sundry Stores .. .. .	598 18 7	1,190 16 9	.....	5 18 6	1,705 13 10
6. Clothing .. .. .	.....	.....	.....	.....	.....
<b>REPAIRING ENGINES.</b>					
1. Locomotive Foreman and Time-keepers .. .. .	300 0 0	587 4 0	.....	.....	887 4 0
2. Wages for Repairs and Renewals of Engines .. .. .	2,320 14 8	3,711 13 2	.....	11 7 5	6,043 15 3
3. Materials for do. .. .. .	1,411 11 6	1,547 2 1	.....	3 19 6	2,962 13 1
4. Repairs of Machinery and Workshops .. .. .	295 7 3	425 19 0	.....	.....	721 6 3
5. Tools and Implements .. .. .	168 8 6	467 11 7	.....	1 19 6	637 19 7
6. General Charges .. .. .	7 14 0	403 0 5	.....	.....	410 14 5
7. Fuel and Lighting .. .. .	10 1 5	323 9 3	.....	.....	333 10 8
8. Casualties .. .. .	5 13 9	27 8 0	.....	.....	33 1 9
	11,651 4 6	18,096 18 7	.....	111 5 1	29,859 8 2
<b>B.—CARRIAGE REPAIRS.</b>					
1. Wages for Repairs and Renewals of Carriages .. .. .	909 9 0	2,511 8 2	.....	0 10 0	3,421 7 2
2. Materials for do. .. .. .	676 12 6	1,162 2 10	.....	.....	1,838 15 4
3. Casualties .. .. .	.....	11 2 0	.....	.....	11 2 0
<b>WAGGON REPAIRS.</b>					
1. Wages for Repairs of Waggons .. .. .	539 0 0	1,162 4 4	.....	2 17 0	1,704 1 4
2. Materials for do. .. .. .	375 1 1	586 11 5	.....	.....	961 12 6
3. Casualties .. .. .	3 15 0	.....	.....	0 6 9	4 1 9
	2,503 17 7	5,433 8 9	.....	3 13 9	7,941 0 1
<b>C.—MAINTENANCE OF WAY.</b>					
1. Salaries and Wages of Inspectors, &c. .. .. .	861 0 0	1,255 0 0	159 0 9	12 12 0	2,317 12 9
2. Repairs of Permanent Way .. .. .	4,713 16 9	7,653 9 2	2,540 13 0	132 13 3	15,040 12 2
3. Tools and Implements .. .. .	342 9 11	306 9 3	18 3 6	118 11 11	785 14 7
4. Ballasting .. .. .	650 0 4	2,081 16 6	59 2 0	.....	2,790 18 10
5. Slips .. .. .	.....	87 7 3	396 14 11	.....	484 2 2
6. Repairs of Tunnels, Viaducts, Bridges, &c. .. .. .	507 2 3	1,506 6 4	15 9 0	.....	2,028 17 7
7. Repairs of Sidings, Turn-tables, &c. .. .. .	347 17 9	513 13 8	75 19 9	.....	937 11 2
8. Repairs of Gates, Fences, &c. .. .. .	92 0 8	552 6 7	77 11 6	.....	721 18 9
9. Relaying Line .. .. .	2,185 7 8	.....	3 13 6	.....	2,189 1 2
10. Repairs of Stations, Platforms, and Buildings .. .. .	533 19 5	2,736 12 10	1,083 13 0	.....	4,354 5 3
11. Repairs of Signals, Cranes, Weighing Machines, &c. ..	373 3 7	223 10 8	226 18 9	.....	823 13 0
12. Repairs of Approach Roads .. .. .	.....	285 18 11	313 19 9	.....	599 18 8
13. Casualties .. .. .	397 11 3	380 6 10	20 14 6	.....	793 12 7
14. Branches .. .. .	.....	28 7 6	.....	.....	28 7 6
	11,004 9 7	17,611 5 6	5,021 13 11	263 17 2	33,901 6 2
<b>D. &amp; E.—TRAFFIC CHARGES.</b>					
1. Wages of Clerks, Inspectors, Guards, &c. .. .. .	8,378 13 4	11,829 14 5	3,409 13 6	92 17 8	23,710 18 11
2. Compensation .. .. .	36 12 11	157 19 11	23 8 9	.....	218 1 7
3. Travelling Expenses .. .. .	.....	.....	.....	.....	.....
4. Delivering Parcels .. .. .	.....	.....	.....	.....	.....
5. Horse and Coach Hire .. .. .	178 9 3	770 3 1	.....	.....	948 12 4
6. Advertising .. .. .	.....	3 7 6	1 10 11	.....	4 18 5
7. Stationery and Printing .. .. .	.....	19 2 11	14 2 5	2 16 3	36 1 7
8. Fuel and Stores .. .. .	333 3 7	668 11 11	145 15 8	77 0 11	1,224 12 1
9. Clothing .. .. .	51 15 1	58 6 8	.....	.....	110 1 9
10. General Charges .. .. .	20 19 5	111 1 6	10 4 2	.....	142 5 1
11. Repairing Station Furniture, &c. .. .. .	73 15 2	297 17 5	8 6 10	34 7 0	414 6 5
12. Making and Repairing Lamps .. .. .	6 8 6	14 2 0	.....	.....	20 10 6
13. Sheet Repairs .. .. .	239 8 0	358 14 7	.....	.....	598 2 7
14. Greasing Waggons .. .. .	65 17 3	38 6 4	4 7 7	.....	108 11 2
15. Steam Cranes .. .. .	1,974 4 5	.....	.....	.....	1,974 4 5
	11,359 6 11	14,327 8 3	3,617 9 10	207 1 10	29,511 6 10
<b>F.—GENERAL CHARGES.</b>					
1. Proportion of General Establishment .. .. .	494 11 7	494 13 5	494 11 8	.....	1,483 16 8
2. Auditing .. .. .	.....	13 0 0	8 13 4	.....	21 13 4
3. Advertising .. .. .	1 13 1	1 13 4	1 13 2	.....	4 19 7
4. Stationery and Printing .. .. .	.....	.....	.....	.....	.....
5. Travelling Expenses .. .. .	16 10 0	42 9 3	37 1 3	.....	96 0 6
6. Office Expenses and Contingencies .. .. .	241 16 9	453 8 10	177 11 9	.....	872 17 4
7. Repairs of Store Fittings .. .. .	2 1 8	20 7 11	.....	.....	22 9 7
	756 13 1	1,025 12 9	719 11 2	.....	2,501 17 0
<b>TOTAL</b> .. .. .	£ 37,275 11 8	56,494 13 10	9,353 14 11	585 17 10	103,714 18 3

N.B.—The bulk of the expenditure for Locomotive Power and Carriage Repairs, Schedules A and B for the Southern and Western Lines, is charged to the Southern; as the Engines and Carriages run on both the Lines, and are repaired at the same workshops; and the proportion belonging to each Line can be ascertained only by mileage.

R. C. WALKER, Accountant.

TABLE XIX—continued.

DETAILED STATEMENT of the Cost per Train Mile, and Cost per Mile Run, on the Working Expenses, 1860.

SCHEDULES.	Great Northern Line.		Great Southern Line.		Great Western Line.	
	Cost per Train Mile.	Cost per Mile Run.	Cost per Train Mile.	Cost per Mile Run.	Cost per Train Mile.	Cost per Mile Run.
	Miles. 36,989	Miles. 64,268	Miles. 130,806	Miles. 148,902	Miles. 11,454	Miles. 13,814
	d.	d.	d.	d.	d.	d.
<b>A.—LOCOMOTIVE POWER.</b>						
1. Wages of Enginemen and Firemen .. .. .	5·300	3·051	5·733	5·036	5·622	4·662
2. Wages of Engine-cleaners and Out-door Labourers .. .. .	5·534	3·185	6·811	5·983	.....	.....
3. Cost of Fuel for Engines, and Wages of Fuelmen .. .. .	0·466	0·268	0·408	0·359	2·622	2·174
4. Water, and Repairs of Engines for Pumping .. .. .	0·735	0·423	1·510	1·327	.....	.....
5. Oil, Tallow, Waste, and Sundry Stores .. .. .	.....	.....	.....	.....	.....	.....
6. Clothing .. .. .	.....	.....	.....	.....	.....	.....
<b>REPAIRING ENGINES.</b>						
1. Locomotive Foreman and Time-keepers .. .. .	0·032	0·019	0·039	0·035	.....	.....
2. Wages for Repairs and Renewals of Engines .. .. .	5·165	2·973	4·082	3·585	0·473	0·392
3. Materials for do. do. .. .. .	0·407	0·234	1·904	1·672	.....	.....
4. Repairs of Machinery and Workshops .. .. .	0·030	0·017	0·095	0·084	.....	.....
5. Tools and Implements .. .. .	0·237	0·164	0·695	0·611	.....	.....
6. General Charges .. .. .	1·259	0·725	0·842	0·739	.....	.....
7. Fuel and Lighting .. .. .	.....	.....	.....	.....	.....	.....
8. Casualties .. .. .	.....	.....	.....	.....	.....	.....
	19·215	11·059	22·119	19·431	8·717	7·228
<b>B.—CARRIAGE REPAIRS.</b>						
1. Wages for Repairs and Renewals of Carriages .. .. .	1·082	0·623	1·025	0·901	.....	.....
2. Materials for do. do. .. .. .	0·343	0·197	0·366	0·321	.....	.....
3. Casualties .. .. .	0·016	0·009	0·029	0·025	.....	.....
<b>WAGGON REPAIRS.</b>						
1. Wages for Repairs of Waggon's .. .. .	1·617	0·931	1·264	1·111	.....	.....
2. Materials for do. do. .. .. .	0·089	0·051	0·491	0·434	.....	.....
3. Casualties .. .. .	.....	.....	.....	.....	.....	.....
	3·147	1·811	3·175	2·789	.....	.....
<b>C.—MAINTENANCE OF WAY.</b>						
1. Salaries and Wages of Inspectors, &c. .. .. .	0·033	0·019	0·032	0·023	.....	.....
2. Repairs of Permanent Way .. .. .	15·897	9·149	11·363	9·982	19·502	16·170
3. Tools and Implements .. .. .	0·648	0·373	0·372	0·326	1·859	1·541
4. Ballasting .. .. .	0·788	0·454	0·014	0·013	.....	.....
5. Slips .. .. .	.....	.....	.....	.....	0·457	0·378
6. Repairs of Tunnels, Viaducts, Bridges, &c. .. .. .	0·115	0·066	0·904	0·794	.....	.....
7. Repairs of Sidings, Turn-tables, &c. .. .. .	0·039	0·022	0·247	0·217	.....	.....
8. Repairs of Gates, Fences, &c. .. .. .	0·124	0·071	0·108	0·095	.....	.....
9. Relaying Line .. .. .	0·250	0·144	0·670	0·589	0·015	0·013
10. Repairs of Stations, Platforms, and Buildings .. .. .	1·225	0·705	1·634	1·435	0·011	0·009
11. Repairs of Signals, Cranes, Weighing Machines, &c. .. .. .	0·771	0·444	0·050	0·044	0·027	0·022
12. Repairs of Approach Roads .. .. .	0·166	0·095	0·015	0·013	0·034	0·028
13. Casualties .. .. .	.....	.....	0·066	0·058	.....	.....
14. Branches .. .. .	.....	.....	.....	.....	.....	.....
	20·056	11·543	15·475	13·594	21·905	18·161
<b>D. &amp; E.—TRAFFIC CHARGES.</b>						
1. Wages of Clerks, Inspectors, Guards, &c. .. .. .	22·244	12·802	20·048	17·611	18·358	15·222
2. Compensation .. .. .	.....	.....	.....	.....	.....	.....
3. Travelling Expenses .. .. .	.....	.....	.....	.....	.....	.....
4. Delivering Parcels .. .. .	.....	.....	.....	.....	.....	.....
5. Horse and Coach Hire .. .. .	.....	.....	.....	.....	.....	.....
6. Advertising .. .. .	0·167	0·097	.....	.....	0·010	0·009
7. Stationery and Printing .. .. .	.....	.....	0·100	0·088	.....	.....
8. Fuel and Stores .. .. .	1·145	0·659	1·289	1·333	0·402	0·332
9. Clothing .. .. .	.....	.....	.....	.....	.....	.....
10. General Charges .. .. .	0·088	0·051	0·157	0·137	.....	.....
11. Repairing Station Furniture, Fittings, &c. .. .. .	0·011	0·006	0·044	0·038	.....	.....
12. Making and Repairing Lamps .. .. .	0·011	0·006	0·008	0·008	.....	.....
13. Sheet Repairs .. .. .	0·060	0·034	0·416	0·366	.....	.....
14. Greasing Waggon's .. .. .	.....	.....	0·801	0·703	0·449	0·372
15. Steam Cranes .. .. .	.....	.....	.....	.....	.....	.....
	23·726	13·655	22·863	20·084	19·219	15·935
<b>F.—GENERAL CHARGES.</b>						
1. Proportion of General Establishment .. .. .	5·076	2·921	1·779	1·563	6·731	5·581
2. Auditing .. .. .	0·718	0·414	0·467	0·411	0·909	0·754
3. Advertising .. .. .	0·228	0·132	0·413	0·362	.....	.....
4. Stationery and Printing .. .. .	0·418	0·241	0·461	0·404	0·063	0·052
5. Travelling Expenses .. .. .	0·253	0·145	0·131	0·115	0·020	0·017
6. Office Expenses and Contingencies .. .. .	.....	.....	.....	.....	.....	.....
7. Repairs of Store Fittings .. .. .	.....	.....	.....	.....	.....	.....
	6·693	3·853	3·251	2·855	7·724	6·404
<b>TOTAL .. .. .</b>	<b>£ 72·837</b>	<b>41·921</b>	<b>66·883</b>	<b>58·753</b>	<b>57·565</b>	<b>47·728</b>

TABLE XIX—continued.

DETAILED STATEMENT of the Cost per Train Mile, and Cost per Mile Run, on the Working Expenses, 1861.

SCHEDULES.	Great Northern Line.		Great Southern Line.		Great Western Line.	
	Cost per Train Mile.	Cost per Mile Run.	Cost per Train Mile.	Cost per Mile Run.	Cost per Train Mile.	Cost per Mile Run.
	Miles. 59,217	Miles. 90,317	Miles. 136,406½	Miles. 153,448	Miles. 19,253	Miles. 22,397
<b>A.—LOCOMOTIVE POWER.</b>						
1. Wages of Enginemen and Firemen .. .. .	d.	d.	d.	d.	d.	d.
2. Wages of Engine-cleaners and Out-door Labourers ..	3·843	2·519	6·563	5·614	6·612	5·685
3. Cost of Fuel for Engines, and Wages of Fuelmen ..	4·530	3·003	6·734	5·761	2·482	2·134
4. Water, and repairs of Engines for pumping .. .. .	0·453	0·297	0·755	0·646	0·209	0·180
5. Oil, Tallow, Waste, and Sundry Stores .. .. .	0·752	0·493	1·582	1·353	.....	.....
6. Clothing .. .. .	.....	.....	.....	.....	.....	.....
<b>REPAIRING ENGINES.</b>						
1. Locomotive Foreman and Time-keepers .. .. .	0·292	0·192	0·291	0·250	.....	.....
2. Wages for Repairs and Renewals of Engines .. .. .	3·962	2·598	3·993	3·416	4·974	4·277
3. Materials for do. .. .. .	2·934	1·923	1·867	1·597	.....	.....
4. Repairs of Machinery and Workshops .. .. .	0·046	0·030	0·263	0·229	.....	.....
5. Tools and Implements .. .. .	0·242	0·158	0·796	0·682	.....	.....
6. General Charges .. .. .	0·121	0·079	0·740	0·633	.....	.....
7. Fuel and Lighting .. .. .	.....	.....	.....	.....	.....	.....
8. Casualties .. .. .	0·023	0·015	0·013	0·010	.....	.....
	17·248	11·307	23·602	20·191	14·277	12·276
<b>B.—CARRIAGE REPAIRS.</b>						
1. Wages for Repairs and Renewals of Carriages .. .. .	1·207	0·792	0·955	0·817	0·759	0·652
2. Materials for do. .. .. .	0·878	0·575	0·411	0·352	0·384	0·331
3. Casualties .. .. .	0·016	0·011	0·004	0·003	.....	.....
<b>WAGGON REPAIRS.</b>						
1. Wages for Repairs of Waggon's .. .. .	0·703	0·461	0·553	0·477	0·547	0·470
2. Materials for do. .. .. .	0·416	0·272	0·242	0·207	.....	.....
3. Casualties .. .. .	.....	.....	.....	.....	.....	.....
	3·220	2·111	2·170	1·856	1·690	1·453
<b>C.—MAINTENANCE OF WAY.</b>						
1. Salaries and Wages of Inspectors, &c. .. .. .	9·819	6·438	10·221	8·744	15·430	13·268
2. Repairs of Permanent Way .. .. .	0·121	0·079	0·473	0·405	0·039	0·034
3. Tools and Implements .. .. .	0·465	0·305	0·450	0·356	0·395	0·340
4. Ballasting .. .. .	1·901	1·246	0·532	0·455	0·006	0·005
5. Slips .. .. .	0·270	0·177	.....	.....	.....	.....
6. Repairs of Tunnels, Viaducts, Bridges, &c. .. .. .	1·698	1·113	3·831	3·277	0·676	0·531
7. Repairs of Sidings, Turn-tables, &c. .. .. .	0·148	0·097	0·523	0·447	0·017	0·015
8. Repairs of Gates, Fences, &c. .. .. .	0·602	0·395	0·524	0·449	0·008	0·007
9. Relaying Line .. .. .	4·200	2·754	0·346	0·296	.....	.....
10. Repairs of Stations, Platforms, and Buildings .. .. .	1·523	0·999	1·062	0·909	0·176	0·150
11. Repairs of Signals, Cranes, Weighing Machines, &c. ..	0·078	0·051	0·081	0·069	.....	.....
12. Repairs of Approach Roads .. .. .	0·190	0·124	0·402	0·344	1·221	1·050
13. Casualties .. .. .	1·027	0·674	0·702	0·599	.....	.....
14. Branches .. .. .	.....	.....	.....	.....	.....	.....
	22·042	14·452	19·147	16·380	17·963	15·450
<b>D. &amp; E.—TRAFFIC CHARGES.</b>						
1. Wages of Clerks, Inspectors, Guards, &c. .. .. .	17·622	11·554	18·069	15·458	27·329	23·498
2. Compensation .. .. .	.....	.....	1·431	1·224	.....	.....
3. Travelling Expenses .. .. .	.....	.....	.....	.....	.....	.....
4. Delivering parcels .. .. .	.....	.....	.....	.....	.....	.....
5. Horse and Coach Hire .. .. .	.....	.....	.....	.....	.....	.....
6. Advertising .. .. .	.....	.....	.....	.....	.....	.....
7. Stationery and Printing .. .. .	0·078	0·052	0·041	0·035	0·002	0·001
8. Fuel and Stores .. .. .	1·750	1·147	1·258	1·075	1·749	1·504
9. Clothing .. .. .	.....	.....	.....	.....	.....	.....
10. General Charges .. .. .	0·352	0·250	0·473	0·405	.....	.....
11. Repairing Station Furniture, &c. .. .. .	0·022	0·014	0·073	0·063	.....	.....
12. Making and repairing Lamps .. .. .	.....	.....	0·013	0·011	.....	.....
13. Sheet Repairs .. .. .	.....	.....	0·361	0·309	0·152	0·131
14. Greasing Waggon's .. .. .	0·063	0·041	0·234	0·200	0·082	0·071
15. Steam Cranes .. .. .	.....	.....	.....	.....	.....	.....
	19·917	13·058	21·953	18·780	29·314	25·205
<b>F.—GENERAL CHARGES.</b>						
1. Proportion of General Establishment .. .. .	2·729	1·790	1·139	0·975	7·592	6·528
2. Auditing .. .. .	.....	.....	.....	.....	.....	.....
3. Advertising .. .. .	0·073	0·048	0·050	0·042	0·013	0·011
4. Stationery and Printing .. .. .	.....	.....	0·266	0·228	.....	.....
5. Travelling Expenses .. .. .	0·229	0·150	0·042	0·036	.....	.....
6. Office Expenses and Contingencies .. .. .	0·239	0·156	0·729	0·623	0·213	0·184
7. Repairs of Store Fittings .. .. .	.....	.....	.....	.....	.....	.....
	3·270	2·144	2·226	1·904	7·818	6·723
<b>TOTAL</b> .. .. .	£ 65·697	43·072	69·098	59·111	71·067	61·107

TABLE XIX—continued.

DETAILED STATEMENT of the cost per Train Mile, and cost per Mile Run, on the Working Expenses, 1862.

SCHEDULES.	Great Northern Line.		Great Southern Line.		Great Western Line.	
	Cost per Train Mile.	Cost per Mile Run.	Cost per Train Mile.	Cost per Mile Run.	Cost per Train Mile.	Cost per Mile Run.
	Miles. 94,029	Miles. 122,215½	Miles. 136,225	Miles. 155,483½	Miles. 44,311	Miles. 52,206
<b>A.—LOCOMOTIVE POWER.</b>						
1. Wages of Enginemen and Firemen .. .. .	3·415	2·627	5·490	4·801	0·012	0·010
2. Wages of Engine-cleaners and Out-door Labourers .. .. .	1·108	0·852	1·798	1·574	.....	.....
3. Cost of Fuel for Engines, and Wages of Fuelmen .. .. .	3·399	2·616	4·714	4·130	0·009	0·007
4. Water, and Repairs of Engines for Pumping .. .. .	0·623	0·479	1·126	0·986	.....	.....
5. Oil, Tallow, Waste, and Sundry Stores .. .. .	0·633	0·488	1·459	1·279	.....	.....
6. Clothing .. .. .	.....	.....	.....	.....	.....	.....
<b>REPAIRING ENGINES.</b>						
1. Locomotive Foreman and Time-keepers .. .. .	0·787	0·606	1·046	0·916	0·002	0·001
2. Wages for Repairs and Renewals of Engines .. .. .	2·064	1·588	6·365	5·577	.....	.....
3. Materials for do. do. .. .. .	1·140	0·877	2·950	2·585	.....	.....
4. Repairs of Machinery and Workshops .. .. .	0·460	0·354	1·058	0·928	.....	.....
5. Tools and Implements .. .. .	0·212	0·162	0·998	0·874	.....	.....
6. General Charges .. .. .	0·002	0·002	0·231	0·202	0·037	0·033
7. Fuel and Lighting .. .. .	0·020	0·015	0·612	0·536	.....	.....
8. Casualties .. .. .	.....	.....	0·052	0·046	.....	.....
	13·863	10·666	27·889	24·434	0·060	0·051
<b>B.—CARRIAGE REPAIRS.</b>						
1. Wages for Repairs and Renewals of Carriages .. .. .	0·925	0·712	1·382	1·211	0·082	0·070
2. Materials for do. do. .. .. .	0·676	0·520	0·657	0·576	.....	.....
3. Casualties .. .. .	.....	.....	0·015	0·013	.....	.....
<b>WAGGON REPAIRS.</b>						
1. Wages for Repairs of Waggon's .. .. .	0·364	0·280	0·849	0·743	.....	.....
2. Materials for do. do. .. .. .	0·131	0·101	0·319	0·279	.....	.....
3. Casualties .. .. .	.....	.....	.....	.....	.....	.....
	2·096	1·613	3·222	2·822	0·082	0·070
<b>C.—MAINTENANCE OF WAY.</b>						
1. Salaries and Wages of Inspectors, &c. .. .. .	1·188	0·915	2·183	1·912	0·114	0·097
2. Repairs of Permanent Way .. .. .	7·262	5·587	10·291	9·017	11·223	9·526
3. Tools and Implements .. .. .	0·452	0·348	0·531	0·465	0·501	0·425
4. Ballasting .. .. .	1·370	1·054	0·498	0·436	0·275	0·234
5. Slips .. .. .	0·040	0·031	0·023	0·020	.....	.....
6. Repairs of Tunnels, Viaducts, Bridges, &c. .. .. .	1·273	0·979	2·172	1·903	0·002	0·001
7. Repairs of Sidings, Turn-tables, &c. .. .. .	0·460	0·354	0·474	0·416	.....	.....
8. Repairs of Gates, Fences, &c. .. .. .	0·305	0·235	0·818	0·716	0·010	0·008
9. Relaying Line .. .. .	3·503	2·695	0·028	0·024	.....	.....
10. Repairs of Stations, Platforms, and Buildings .. .. .	1·613	1·241	1·178	1·033	0·031	0·027
11. Repairs of Signals, Cranes, Weighing Machines, &c. .. .. .	0·100	0·077	0·133	0·116	0·503	0·427
12. Repairs of Approach Roads .. .. .	0·118	0·091	0·206	0·181	0·204	0·173
13. Casualties .. .. .	0·004	0·002	0·008	0·007	0·004	0·003
14. Branches .. .. .	.....	.....	.....	.....	.....	.....
	17·688	13·609	18·543	16·246	12·867	10·921
<b>D. &amp; E.—TRAFFIC CHARGES.</b>						
1. Wages of Clerks, Inspectors, Guards, &c. .. .. .	13·738	10·570	17·376	15·224	18·991	16·120
2. Compensation .. .. .	0·095	0·073	0·107	0·094	0·018	0·015
3. Travelling Expenses .. .. .	.....	.....	0·004	0·003	0·011	0·009
4. Delivering Parcels .. .. .	.....	.....	.....	.....	.....	.....
5. Horse and Coach Hire .. .. .	0·196	0·151	2·079	1·821	0·009	0·007
6. Advertising .. .. .	.....	.....	0·003	0·002	.....	.....
7. Stationery and Printing .. .. .	0·022	0·017	0·030	0·027	0·047	0·040
8. Fuel and Stores .. .. .	0·638	0·491	1·268	1·110	0·914	0·775
9. Clothing .. .. .	.....	.....	0·022	0·019	.....	.....
10. General Charges .. .. .	0·066	0·051	0·358	0·314	0·060	0·051
11. Repairing Station Furniture .. .. .	0·077	0·059	0·159	0·139	0·021	0·018
12. Making and repairing Lamps .. .. .	0·011	0·009	0·041	0·036	.....	.....
13. Sheet Repairs .. .. .	0·259	0·199	0·250	0·245	0·397	0·337
14. Greasing Waggon's .. .. .	0·118	0·090	0·203	0·180	0·178	0·152
15. Steam Cranes .. .. .	.....	.....	.....	.....	.....	.....
	15·220	11·710	21·930	19·214	20·646	17·524
<b>F.—GENERAL CHARGES.</b>						
1. Proportion of General Establishment .. .. .	1·907	1·467	1·388	1·216	4·027	3·418
2. Auditing .. .. .	.....	.....	.....	.....	.....	.....
3. Advertising .. .. .	.....	.....	.....	.....	.....	.....
4. Stationery and Printing .. .. .	0·123	0·095	0·195	0·171	0·261	0·222
5. Travelling Expenses .. .. .	0·004	0·003	0·053	0·047	0·012	0·010
6. Office Expenses and Contingencies .. .. .	0·034	0·026	0·313	0·274	0·075	0·063
7. Repairs of Store Fittings .. .. .	0·008	0·006	0·010	0·009	.....	.....
	2·076	1·597	1·959	1·717	4·375	3·713
<b>TOTAL</b> .. .. .	£ 50·943	39·195	73·543	64·433	38·030	32·279,

TABLE XIX—continued.

DETAILED STATEMENT of the Cost per Train Mile and Cost per Mile Run on the Working Expenses, 1863.

SCHEDULES.	Great Northern Line.		Great Southern Line.		Great Western Line.	
	Cost per Train Mile.	Cost per Mile Run.	Cost per Train Mile.	Cost per Mile Run.	Cost per Train Mile.	Cost per Mile Run.
	Miles. 118,428	Miles. 148,608½	Miles. 151,267	Miles. 174,299	Miles. 45,482	Miles. 51,616
<b>A. LOCOMOTIVE POWER.</b>						
1. Wages of Enginemen and Firemen .. .. .	3.632	2.895	4.976	4.318	.....	d.
2. Wages of Engine-cleaners and Out-door Labourers .. .. .	1.064	0.847	1.537	1.377	.....	.....
3. Cost of Fuel for Engines, and Wages of Fuelmen .. .. .	3.749	2.987	6.562	5.695	.....	.....
4. Water, and Repairs of Engines for Pumping .. .. .	1.103	0.880	2.355	2.044	.....	.....
5. Oil, Tallow, Waste, and Sundry Stores .. .. .	0.889	0.708	1.562	1.356	.....	.....
6. Clothing .. .. .	.....	.....	.....	.....	.....	.....
<b>REPAIRING ENGINES.</b>						
1. Locomotive Foreman and Time-keepers .. .. .	0.702	0.560	0.932	0.808	.....	.....
2. Wages for Repairs and Renewals of Engines .. .. .	4.137	3.297	5.356	4.649	.....	.....
3. Materials for do. .. .. .	2.830	2.255	3.397	2.949	.....	.....
4. Repairs of Machinery and Workshops .. .. .	0.623	0.496	1.266	0.999	.....	.....
5. Tools and Implements .. .. .	0.333	0.266	0.800	0.694	.....	.....
6. General Charges .. .. .	0.096	0.077	0.406	0.352	.....	.....
7. Fuel and Lighting .. .. .	0.024	0.019	0.593	0.514	.....	.....
8. Casualties .. .. .	.....	.....	0.015	0.013	.....	.....
	19.182	15.237	29.307	25.868	.....	.....
<b>B.—CARRIAGE REPAIRS.</b>						
1. Wages for Repairs and Renewals of Carriages .. .. .	0.907	0.723	3.360	2.916	.....	.....
2. Materials for do. .. .. .	1.457	1.161	1.327	1.151	.....	.....
3. Casualties .. .. .	.....	.....	0.016	0.014	.....	.....
<b>WAGGON REPAIRS.</b>						
1. Wages for Repairs of Waggons .. .. .	0.565	0.450	1.343	1.165	.....	.....
2. Materials for do. .. .. .	0.751	0.598	0.976	0.847	.....	.....
3. Casualties .. .. .	.....	.....	0.035	0.031	.....	.....
	3.680	2.932	7.057	6.124	.....	.....
<b>C.—MAINTENANCE OF WAY.</b>						
1. Salaries and Wages of Inspectors, &c. .. .. .	1.600	1.274	1.840	1.596	0.342	0.301
2. Repairs of Permanent Way .. .. .	10.072	8.027	11.904	10.331	14.334	12.631
3. Tools and Implements .. .. .	0.824	0.656	0.605	0.525	0.057	0.050
4. Ballasting .. .. .	1.037	0.827	1.536	1.333	0.100	0.088
5. Slips .. .. .	.....	.....	0.037	0.032	1.060	0.934
6. Repairs of Tunnels, Viaducts, Bridges, &c. .. .. .	0.633	0.544	2.207	1.916	1.648	1.452
7. Repairs of Sidings, Turn-tables, &c. .. .. .	4.352	3.468	0.744	0.646	0.361	0.320
8. Repairs of Gates, Fences, &c. .. .. .	0.328	0.261	0.794	0.690	0.118	0.104
9. Relaying Line .. .. .	4.153	3.311	0.117	0.101	.....	.....
10. Repairs of Stations, Platforms, and Buildings .. .. .	3.387	2.699	5.219	4.529	8.338	7.347
11. Repairs of Signals, Cranes, Weighing Machines, &c. .. .. .	0.104	0.083	0.539	0.468	0.012	0.010
12. Repairs of Approach Roads .. .. .	0.187	0.149	0.055	0.048	.....	.....
13. Casualties .. .. .	0.024	0.019	0.215	0.186	.....	.....
14. Branches .. .. .	.....	.....	.....	.....	.....	.....
	26.751	21.318	25.812	22.401	26,370	23,237
<b>D. &amp; E.—TRAFFIC CHARGES.</b>						
1. Wages of Inspectors, Clerks, Guards, &c. .. .. .	12.681	10.106	16.177	14.040	19.876	17.514
2. Compensation .. .. .	0.021	0.017	2.061	1.788	0.005	0.004
3. Travelling .. .. .	.....	.....	.....	.....	.....	.....
4. Delivering Parcels .. .. .	.....	.....	.....	.....	.....	.....
5. Horse and Coach Hire .. .. .	0.131	0.104	0.502	0.436	.....	.....
6. Advertising .. .. .	.....	.....	0.002	0.001	0.004	0.003
7. Stationery and Printing .. .. .	0.221	0.176	0.173	0.150	0.575	0.507
8. Fuel and Stores .. .. .	0.739	0.589	1.225	1.063	1.025	0.903
9. Clothing .. .. .	.....	.....	.....	.....	.....	.....
10. General Charges .. .. .	0.011	0.009	0.020	0.017	.....	.....
11. Repairing Station Furniture, &c. .. .. .	0.191	0.152	0.301	0.261	0.517	0.456
12. Making and Repairing Lamps .. .. .	0.026	0.020	0.047	0.041	0.005	0.004
13. Sheet Repairs .. .. .	0.193	0.154	0.119	0.104	0.721	0.636
14. Greasing Waggons .. .. .	0.103	0.083	.....	.....	.....	.....
15. Steam Cranes .. .. .	2.061	1.642	.....	.....	.....	.....
	16.378	13.052	20.627	17.901	22.728	20.027
<b>F.—GENERAL CHARGES.</b>						
1. Proportion of General Establishment .. .. .	1.154	0.920	0.903	0.784	3.006	2.648
2. Auditing .. .. .	.....	.....	.....	.....	.....	.....
3. Advertising .. .. .	.....	.....	.....	.....	.....	.....
4. Stationery and Printing .. .. .	0.023	0.018	0.018	0.016	0.059	0.052
5. Travelling Expenses .. .. .	0.042	0.034	0.048	0.042	0.128	0.113
6. Office Expenses and Contingencies .. .. .	0.232	0.185	0.455	0.395	1.087	0.957
7. Repairs of Store Fittings .. .. .	0.134	0.106	0.004	0.003	.....	.....
	1.585	1.263	1.428	1.240	4.280	3.770
<b>TOTAL..</b> .. .. .	<b>67.576</b>	<b>53.852</b>	<b>84.731</b>	<b>73.534</b>	<b>53.378</b>	<b>47.034</b>

TABLE XIX—continued.

DETAILED STATEMENT of the Cost per Train Mile, and Cost per Mile Run, on the Working Expenses, 1864.

SCHEDULES.	Great Northern Line.		Great Southern Line.		Great Western Line.		Richmond Line.	
	Cost per Train Mile.	Cost per Mile Run.	Cost per Train Mile.	Cost per Mile Run.	Cost per Train Mile.	Cost per Mile Run.	Cost per Train Mile.	Cost per Mile Run.
	Miles. 174,275½	Miles. 223,246	Miles. 191,100	Miles. 227,354	Miles. 47,441	Miles. 54,089	Miles. 2,606	Miles. 2,685
<b>A.—LOCOMOTIVE POWER.</b>								
1. Wages of Enginemen and Firemen .. .. .	3·589	2·801	4·187	3·519	....	....	3·442	3·341
2. Wages of Engine-cleaners and Out-door Labourers .. .. .	1·119	0·874	1·360	1·134	....	....	1·031	1·001
3. Cost of Fuel for Engines, and Wages of Fuelmen .. .. .	2·530	1·975	4·436	3·728	....	....	2·250	2·184
4. Water, and Repairs of Engines for Pumping .. .. .	1·759	1·373	1·843	1·550	....	....	1·382	1·341
5. Oil, Tallow, Waste, and Sundry Stores .. .. .	0·824	0·644	1·495	1·257	....	....	0·546	0·529
6. Clothing .. .. .	....	....	....	....	....	....	....	....
<b>REPAIRING ENGINES.</b>								
1. Locomotive Foreman and Time-keepers .. .. .	0·413	0·322	0·737	0·619	....	....	....	....
2. Wages for Repairs and Renewals of Engines .. .. .	3·196	2·495	4·662	3·918	....	....	1·047	1·016
3. Materials for do. do. .. .. .	1·944	1·518	1·943	1·633	....	....	0·366	0·355
4. Repairs of Machinery and Workshops .. .. .	0·407	0·318	0·535	0·450	....	....	....	....
5. Tools and Implements .. .. .	0·232	0·181	0·587	0·494	....	....	0·182	0·177
6. General Charges .. .. .	0·010	0·008	0·506	0·425	....	....	....	....
7. Fuel and Lighting .. .. .	0·014	0·011	0·402	0·347	....	....	....	....
8. Casualties .. .. .	0·008	0·006	0·034	0·029	....	....	....	....
	16·045	12·526	22·727	19·103	....	....	10·246	9·944
<b>B.—CARRIAGE REPAIRS.</b>								
1. Wages for Repairs and Renewals of Carriages .. .. .	1·252	0·978	3·153	2·650	....	....	0·046	0·044
2. Materials for do. do. .. .. .	0·932	0·727	1·459	1·227	....	....	....	....
3. Casualties .. .. .	....	....	0·014	0·012	....	....	....	....
<b>WAGGON REPAIRS.</b>								
1. Wages for Repairs of Waggons .. .. .	0·742	0·579	1·460	1·227	....	....	0·262	0·255
2. Materials for do. do. .. .. .	0·517	0·403	0·737	0·619	....	....	....	....
3. Casualties .. .. .	0·005	0·004	....	....	....	....	0·031	0·030
	3·448	2·691	6·823	5·735	....	....	0·339	0·329
<b>C.—MAINTENANCE OF WAY.</b>								
1. Salaries and Wages of Inspectors, &c. .. .. .	1·186	0·925	1·576	1·325	0·957	0·839	1·160	1·126
2. Repairs of Permanent Way .. .. .	6·492	5·068	9·612	8·079	12·853	11·273	12·218	11·858
3. Tools and Implements .. .. .	0·472	0·368	0·385	0·324	0·092	0·081	10·922	10·601
4. Ballasting .. .. .	0·895	0·699	2·615	2·198	0·299	0·262	....	....
5. Slips .. .. .	....	....	0·110	0·092	2·007	1·760	....	....
6. Repairs of Tunnels, Viaducts, Bridges, &c. .. .. .	0·698	0·545	1·892	1·590	0·078	0·069	....	....
7. Repairs of Sidings, Turn-tables, &c. .. .. .	0·479	0·374	0·645	0·542	0·384	0·337	....	....
8. Repairs of Gates, Fences, &c. .. .. .	0·127	0·099	0·694	0·583	0·392	0·344	....	....
9. Relaying Line .. .. .	3·009	2·349	....	....	0·019	0·017	....	....
10. Repairs of Stations, Platforms, and Buildings .. .. .	0·735	0·574	3·437	2·889	5·482	4·808	....	....
11. Repairs of Signals, Cranes, Weighing Machines, &c. .. .. .	0·514	0·401	0·280	0·236	1·148	1·007	....	....
12. Repairs of Approach Roads .. .. .	....	....	0·359	0·302	1·588	1·393	....	....
13. Casualties .. .. .	0·547	0·427	0·477	0·401	0·105	0·092	....	....
14. Branches .. .. .	....	....	0·035	0·030	....	....	....	....
	15·154	11·829	22·117	18·591	25·404	22·282	24·300	23·585
<b>D. &amp; E.—TRAFFIC CHARGES.</b>								
1. Wages of Clerks, Inspectors, Guards, &c. .. .. .	11·538	9·008	14·857	12·488	17·249	15·129	8·554	8·303
2. Compensation .. .. .	0·050	0·039	0·198	0·167	0·119	0·104	....	....
3. Travelling Expenses .. .. .	....	....	....	....	....	....	....	....
4. Delivering Parcels .. .. .	....	....	....	....	....	....	....	....
5. Horse and Coach Hire .. .. .	0·246	0·192	3·967	0·813	....	....	....	....
6. Advertising .. .. .	....	....	0·004	0·003	0·008	0·007	....	....
7. Stationery and Printing .. .. .	....	....	0·024	0·020	0·071	0·063	0·259	0·251
8. Fuel and Stores .. .. .	0·459	0·358	0·840	0·706	0·737	0·647	7·096	6·887
9. Clothing .. .. .	0·071	0·055	0·073	0·062	....	....	....	....
10. General Charges .. .. .	0·029	0·023	0·139	0·117	0·052	0·045	....	....
11. Repairing Station Furniture, &c. .. .. .	0·102	0·079	0·374	0·314	0·042	0·037	3·163	3·070
12. Making and Repairing Lamps .. .. .	0·009	0·007	0·018	0·015	....	....	....	....
13. Sheet Repairs .. .. .	0·329	0·257	0·451	0·379	....	....	....	....
14. Greasing Waggons .. .. .	0·091	0·071	0·048	0·040	0·022	0·019	....	....
15. Steam Cranes .. .. .	2·719	2·122	....	....	....	....	....	....
	15·643	12·211	17·993	15·124	18·300	16·051	19·072	18·511
<b>F.—GENERAL CHARGES.</b>								
1. Proportion of General Establishment .. .. .	0·681	0·532	0·621	0·522	2·502	2·195	....	....
2. Auditing .. .. .	....	....	0·016	0·014	0·044	0·038	....	....
3. Advertising .. .. .	0·002	0·001	0·002	0·001	0·008	0·007	....	....
4. Stationery and Printing .. .. .	....	....	....	....	....	....	....	....
5. Travelling Expenses .. .. .	0·023	0·018	0·053	0·045	0·188	0·164	....	....
6. Office Expenses and Contingencies .. .. .	0·333	0·260	0·570	0·470	0·898	0·788	....	....
7. Repairs of Store Fittings .. .. .	0·003	0·002	0·026	0·022	....	....	....	....
	1·042	0·813	1·288	1·082	3·640	3·192	....	....
<b>TOTAL</b> .. .. .	51·332	40·070	70·948	59·635	47·344	41·525	53·957	52·369

N.B.—The bulk of the expenditure for Locomotive Power and Carriage Repairs, Schedules A and B for the Southern and Western Lines, is charged to the Southern; as the Engines and Carriages run on both the Lines, and are repaired at the same workshops; and the proportion belonging to each Line can be ascertained only by mileage.

R. C. WALKER, Accountant.

TABLE XIX—*continued.*

## DETAILED STATEMENT of Mileage for the Year 1860.

New South Wales Railways.	Southern.	Western.	Northern.	Total.
<b>TRAIN MILES.</b>				
Passenger .....	108,700	9,988	34,176	152,864
Special Passenger .....	1,142	16	1,045	2,203
Goods .....	19,693	1,410	.....	21,108
Special Goods .....	1,266	40	1,768	3,074
<b>Total, Train Miles.....</b>	<b>130,806</b>	<b>11,454</b>	<b>36,989</b>	<b>179,249</b>
<b>OTHER MILEAGE.</b>				
Ballasting.....	11,889	.....	8,491	20,380
Shunting .....	1,764	.....	13,808	15,572
Empty .....	1,950	2,192	4,770	8,912
Fuel .....	2,493	168	210	2,871
<b>Total, Other Mileage .....</b>	<b>18,096</b>	<b>2,360</b>	<b>27,279</b>	<b>47,735</b>
<b>TOTAL, MILEAGE .....</b>	<b>148,902</b>	<b>13,814</b>	<b>64,268</b>	<b>226,984</b>

## DETAILED STATEMENT of Mileage for the Year 1861.

New South Wales Railways.	Southern.	Western.	Northern.	Total.
<b>TRAIN MILES.</b>				
Passenger .....	96,886	17,636	38,214	152,736
Special Passenger .....	2,417½	125	1,878	4,420½
Goods .....	35,505½	764	.....	36,269½
Special Goods .....	1,597½	733	637	2,967½
Coals .....	.....	.....	18,488	18,488
<b>Total, Train Miles .....</b>	<b>136,406½</b>	<b>19,253</b>	<b>59,217</b>	<b>214,881½</b>
<b>OTHER MILEAGE.</b>				
Ballasting .....	1,794½	.....	9,802	11,596½
Shunting .....	15,827	482	18,536	34,845
Empty .....	2,008½	2,608	2,382	6,998½
Fuel .....	3,411½	49	380	3,840½
<b>Total, Other Mileage.....</b>	<b>23,041½</b>	<b>3,139</b>	<b>31,100</b>	<b>57,280½</b>
<b>TOTAL, MILEAGE.....</b>	<b>159,448</b>	<b>22,397</b>	<b>90,317</b>	<b>272,162</b>

## DETAILED STATEMENT of Mileage for the Year 1862.

New South Wales Railways.	Southern.	Western.	Northern.	Total.
<b>TRAIN MILES.</b>				
Passenger .....	96,549½	35,985	64,666½	197,151
Special Passenger .....	2,823½	906	1,246½	4,976
Goods .....	35,429	6,971	81	42,481
Special Goods .....	1,423	499	226	2,148
Coals .....	.....	.....	27,809	27,809
<b>Total, Train Miles.....</b>	<b>136,225</b>	<b>44,311</b>	<b>94,029</b>	<b>274,565</b>
<b>OTHER MILEAGE.</b>				
Ballasting.....	2,907	272	8,708	6,887
Shunting .....	12,369	3,423	20,672½	36,469½
Empty .....	2,296½	4,169	3,568	10,033½
Fuel .....	1,686	26	238	1,950
<b>Total, other Mileage.....</b>	<b>19,258½</b>	<b>7,895</b>	<b>28,186½</b>	<b>55,340</b>
<b>TOTAL, MILEAGE .....</b>	<b>155,483½</b>	<b>52,206</b>	<b>122,215½</b>	<b>329,905</b>

DETAILED

TABLE XIX—*continued.*

## DETAILED STATEMENT of Mileage for the Year 1863.

New South Wales Railways.	Southern.	Western.	Northern.	Total.
<b>TRAIN MILES.</b>				
Passenger .....	112,326	33,412	91,049½	236,787½
Special Passenger .....	1,738	523	1,870	4,136
Goods .....	34,186	11,444	.....	45,630
Special Goods .....	3,017	98	354	3,469
Coals .....	.....	.....	25,154½	25,154½
<b>Total, Train Miles .....</b>	<b>151,267</b>	<b>45,482</b>	<b>118,428</b>	<b>315,177</b>
<b>OTHER MILEAGE.</b>				
Ballasting .....	3,207	2,154	5,381	15,742
Shunting .....	12,318	3,849	21,645	37,812
Empty .....	2,065	131	2,897½	5,093½
Fuel .....	442	.....	257	699
<b>Total, Other Mileage .....</b>	<b>23,032</b>	<b>6,134</b>	<b>30,180½</b>	<b>59,346½</b>
<b>TOTAL, MILEAGE .....</b>	<b>174,299</b>	<b>51,616</b>	<b>148,608½</b>	<b>374,523½</b>

## DETAILED STATEMENT of Mileage for the Year 1864.

New South Wales Railways.	Southern.	Western.	Richmond.	Northern.	Total.
<b>TRAIN MILES.</b>					
Passenger .....	144,980	32,893	2,439	111,023½	291,335½
Special Passenger .....	2,070	1,230	90	1,249½	4,639½
Goods .....	39,617	12,338	.....	7,510	59,465
Special Goods .....	4,433	980	77	554½	6,044½
Coals .....	.....	.....	.....	53,938	53,938
<b>Total, Train Miles .....</b>	<b>191,100</b>	<b>47,441</b>	<b>2,606</b>	<b>174,275½</b>	<b>415,422½</b>
<b>OTHER MILEAGE.</b>					
Ballasting .....	11,940	3,239	.....	10,729½	25,908½
Shunting .....	22,600	3,052	10	33,098	58,760
Empty .....	1,388	357	69	5,093	6,907
Fuel .....	326	.....	.....	50	376
<b>Total, Other Mileage .....</b>	<b>36,254</b>	<b>6,648</b>	<b>79</b>	<b>48,970½</b>	<b>91,951½</b>
<b>TOTAL, MILEAGE .....</b>	<b>227,354</b>	<b>54,089</b>	<b>2,685</b>	<b>223,246</b>	<b>507,374</b>



TABLE XX.

ABSTRACT of Working of the Railways of New South Wales, from 1860 to 1864, inclusive.

	1860.	1861.	1862.	1863.	1864.
Miles open for Traffic .. .. .	69	72	96	123	142
Mileage Run by Passenger Trains .. .. .	155,067	157,156½	202,127	240,923½	295,975
Goods Trains .. .. .	24,182	57,725	72,433	74,253½	119,447½
Total .. .. .	179,249	214,881½	274,565	315,177	415,422½
NUMBER OF PASSENGERS.					
First Class .. .. .	26,441	28,938	31,431½	34,024	47,484
Second Class .. .. .	161,795	188,931½	215,533	397,078	645,690½
Third Class .. .. .	362,808½	377,672	395,366½	196,062	None.
Total .. .. .	551,044½	595,591½	642,431	627,164	693,174½
TONNAGE OF GOODS .. .. .	55,394	101,130	205,139	218,535	379,661
EARNINGS.					
Passenger Traffic, including Mails, Parcels, &c. .. .. .	£ s. d. 45,427 15 3	£ s. d. 49,637 0 10	£ s. d. 62,096 8 10	£ s. d. 71,296 18 0	£ s. d. 81,487 1 10
Merchandise Traffic, including Minerals and Live Stock .. .. .	16,841 3 7	25,367 0 0	41,774 18 1	52,644 2 2	66,166 11 1
Total Earnings .. .. .	62,268 18 10	75,004 0 10	103,871 6 11	123,941 0 2	147,653 12 11
WORKING EXPENSES.					
Locomotive Power .. .. .	15,433 7 5	18,816 2 1	21,272 13 3	28,252 11 1	23,859 8 2
Carriage and Waggon Repairs .. .. .	2,215 15 5	2,163 18 3	2,665 10 11	6,263 17 6	7,941 0 1
Maintenance of Way .. .. .	12,570 19 0	17,763 2 8	19,831 0 11	34,467 6 6	33,901 6 2
Traffic Charges .. .. .	17,035 3 10	19,743 18 0	22,222 16 5	25,389 16 5	29,511 6 10
General Charges .. .. .	3,172 7 5	2,699 19 8	2,733 8 8	2,493 18 5	2,501 17 0
Total Working Expenses .. .. .	50,427 13 1	61,187 0 8	68,725 10 2	96,867 9 11	103,714 18 3
Net Earnings.. .. .	11,841 5 9	13,817 0 2	35,145 16 9	27,073 10 3	43,938 14 8
Percentage of Working Expenses to Gross Earnings—	per cent.	per cent.	per cent.	per cent.	per cent.
Southern and Western .. .. .	80·914	80·743	66·081	76·113	73·442
Northern .. .. .	81·227	83·939	66·364	82·368	64·928
On all Lines.. .. .	80·983	81·578	66·164	78·156	70·242

TABLE XXI.

COMPARATIVE STATEMENT of the Working of the Victorian and New South Wales Railways during 1864.

	VICTORIA.				NEW SOUTH WALES.		
	Murray Line.	Williamstown Line.	Ballarat Line.	Total.	South, West, and Richmond.	North.	Total.
Miles open .. .. .	115 miles open	5½ miles open	90 miles open	210½ miles open	90 miles open	52 miles open	142 miles open
Train Miles run—Mixed .. .. .	.....	96,577	.....	96,577	.....	.....	.....
Do. Passenger .. .. .	212,938	.....	199,288	412,226	183,702½	112,273	295,975
Do. Goods .. .. .	288,925	.....	188,599	477,524	57,445	62,002½	119,447½
Total .. .. .	501,863	96,577	387,887	986,327	241,147	174,275½	415,422½
No. of Passengers .. .. .	400,620	362,067	201,143	963,830	445,797	247,377½	693,174½
Tonnage of Goods .. .. .	161,485	67,551	84,545	313,581	62,995	316,666	379,661
EARNINGS.							
Passengers and Season Tickets .. .. .	£ s. d. 101,166 15 1	£ s. d. 10,064 9 1	£ s. d. 85,798 15 8	£ s. d. 197,029 19 10	£ s. d. 46,001 9 2	£ s. d. 18,386 17 9	£ s. d. 64,388 6 11
Parcels .. .. .	6,519 4 10	344 0 0	5,135 14 7	11,998 19 5	3,162 16 9	1,622 10 6	4,785 7 3
Horses, Carriages, &c. .. .. .	2,795 19 9	35 16 0	2,386 8 7	5,218 4 4	3,187 7 9	1,278 10 1	4,465 17 10
Miscellaneous, Mails, Rent, Gold, &c. .. .. .	7,420 13 0	180 0 0	4,627 2 0	13,227 15 0	1,602 19 9	6,244 10 1	7,847 9 10
Merchandise .. .. .	174,707 6 3	17,448 0 1	91,587 4 0	283,742 10 4	35,544 2 9	29,456 7 3	65,000 10 0
Live Stock .. .. .	3,058 10 11	242 3 11	907 9 0	4,208 3 10	744 11 9	421 9 4	1,166 1 1
Hire of Engines, Rolling Stock, &c. .. .. .	.....	.....	.....	1,112 5 10	.....	.....	.....
Total .. .. .	295,668 9 10	28,314 9 1	190,442 13 10	515,537 18 7	90,243 7 11	57,410 5 0	147,653 12 11
WORKING EXPENSES.							
Maintenance of Way and Works .. .. .	21,926 19 5	4,208 7 8	18,535 4 1	44,670 11 2	22,896 16 7	11,004 9 7	33,901 6 2
Locomotive Charges .. .. .	42,235 0 2	8,265 2 4	34,591 4 0	85,091 6 6	23,645 6 2	14,155 2 1	37,800 8 3
Passenger and Goods Traffic Charges .. .. .	48,336 12 5	18,258 10 7	36,108 14 4	102,703 17 4	18,151 19 11	11,359 6 11	29,511 6 10
General Charges .. .. .	6,184 6 3	591 10 11	3,979 9 9	10,755 7 4	1,745 3 11	736 13 1	2,501 17 0
Total .. .. .	118,682 18 8	31,323 11 6	93,214 12 2	243,221 2 4	66,439 6 7	37,275 11 8	103,714 18 3
Net Earnings .. .. .	176,985 11 2	.....	97,228 1 8	272,316 16 3	23,804 1 4	20,134 13 4	43,938 14 8
Expenditure in Excess of Earnings .. .. .	.....	3,009 2 5	.....	.....	.....	.....	.....
Percentage of Working Expenses to Gross Earnings .. .. .	59·859	NIL	51·053	52·821	73·442	64·928	70·242

R. C. WALKER, Accountant.

1865.

LEGISLATIVE ASSEMBLY.  
NEW SOUTH WALES.

POST OFFICE STATISTICS, BERRIMA DISTRICT.  
(RETURN RELATIVE TO.)

*Ordered by the Legislative Assembly to be Printed, 23 November, 1865.*

RETURN to an *Order* made by the Honorable the Legislative Assembly of New South Wales, dated 14 November, 1865, That there be laid upon the Table of this House,—

“ A Return shewing the number of Letters, Newspapers, &c.,  
“ which have passed through the Post Offices of Nattai, Bong  
“ Bong, Bowral, Kangaloon, Wingecarribee, and Burrowang,  
“ respectively, during the six months ended 30th September  
“ last; also, the cost of conveyance by mail from Berrima  
“ to said places; together with the salary paid to each  
“ Postmaster.”

(*Mr. Eagar.*)

RETURN for Half-year ended 30th September, 1865.

Post Office.	Letters.	Book Packets.	Newspapers.	Salary.	Cost of Mail Conveyance.	Remarks.
Nattai .....	8,814	26	640	£ 9	£ 70	Estimated, being a portion of the line from Picton to Yass. Berrima, Bowral, and Bong Bong contract. It is not possible to give the exact cost, or even a just estimate of the cost, of conveyance to these places, as correspondence therefor is conveyed on the Berrima and Sutton Forest Line, and a portion of the cost, £55, should therefore be charged to Sutton Forest.
Bong Bong .....	640	26	380	6	} 26	
Bowral .....	1,768	..	234	6		
Kangaloon .....	234	..	.....	6	} 55	
Wingecarribee ..	364	..	12	6		
Burrowang .....	728	..	27	6		

*General Post Office,  
Sydney, 21st November, 1865.*



1865-6.

LEGISLATIVE ASSEMBLY.

NEW SOUTH WALES.

STEAM POSTAL SERVICE.

(NEW CONTRACT FOR.)

Ordered by the Legislative Assembly to be Printed, 20 February, 1866.

SECRETARY OF STATE FOR THE COLONIES to GOVERNOR SIR JOHN YOUNG, BART.

(No. 84.)

Downing-street,  
14 December, 1865.

SIR,

I have the honor to transmit for your information, the accompanying copies of the new Contract which has been concluded with the Peninsular and Oriental Steam Navigation Company, for the conveyance of the mails between Point de Galle and Sydney, *via* King George's Sound and Melbourne, and which will come into operation on the 1st of February next.

I have, &c.,

EDWARD CARDWELL.

[Enclosure in foregoing.]

(Contract, 17th November, 1865.)

AUSTRALIAN MAILS.

ARTICLES OF AGREEMENT made this seventeenth day of November one thousand eight hundred and sixty-five between the Right Honorable Edward John Lord Stanley of Alderley Her Majesty's Postmaster General for the time being of the one part and the Peninsular and Oriental Steam Navigation Company of the other part.

Witness that the Company for themselves and their successors hereby covenant with the Postmaster General his executors administrators successors and assigns Her Majesty's Postmaster General for the time being in manner following (that is to say) :—

1. That the Company will at all times during the continuance of this agreement or so long as the whole or any part of the services hereby agreed to be performed ought to be performed in pursuance thereof provide keep seaworthy and in complete repair and readiness for the purpose of conveying as hereinafter provided all Her Majesty's Mails (in which term "Mails" all boxes bags or packets of letters newspapers books or printed papers and all other articles transmissible by the post without regard either to the place to which they may be addressed or to that in which they may have originated and all empty bags empty boxes and other stores and articles used or to be used in carrying on the Post Office Service which shall be sent by or to or from the Post Office are agreed to be comprehended) which shall at any time and from time to time by the Postmaster General or any of his officers or agents be required to be conveyed as hereinafter provided between Point de Galle in Ceylon and Sydney in New South Wales *via* King George's Sound and Melbourne a sufficient number of good substantial and efficient steam-vessels of adequate power and supplied with first-rate appropriate steam-engines.

Company to provide steam-vessels to convey mails between Point de Galle and Sydney *via* King George's Sound and Melbourne.

2. That the vessels to be employed under this agreement shall be always furnished with all necessary and proper machinery engines apparel furniture stores tackle boats fuel lamps oil tallow provisions anchors cables fire-pumps and other proper means for extinguishing fire lightning-conductors charts chronometers nautical instruments and whatsoever else may be requisite for equipping the said vessels and rendering them constantly efficient for the service hereby agreed to be performed and also manned and provided with competent officers with appropriate certificates granted pursuant to the Act or Acts of Parliament in force for the time being relative to the granting certificates to officers in the merchant service and with a sufficient number of efficient engineers and a sufficient crew of able seamen and other men to be in all respects as to vessels engines equipment officers engineers and crew subject in the first instance and from time to time and at all times afterwards to the approval of the Postmaster General or of such other person or persons as he shall at any time or times or from time to time authorize to inspect and examine the same and the Company shall (if required by the Postmaster General) submit the designs plans and sections of every vessel intended to be employed in the performance of this agreement to the Postmaster General and be bound to adopt such fittings and scantlings as he or the Lords Commissioners for executing the office of Lord High Admiral of the United Kingdom of Great Britain and Ireland shall consider suitable and requisite and no vessel shall be employed under this agreement until it and its machinery shall have been previously tried under weigh and finally approved as aforesaid.

Vessels to be equipped and manned and subject to approval.

3. That one of such vessels so approved equipped and manned as aforesaid shall on such days and at such hours as shall be fixed by the Postmaster General upon or before the day hereinafter appointed for the commencement of this agreement (until and unless any other days or hours shall under the proviso herein

Designs to be submitted to the Admiralty.

Times of starting,

	<p>herein in that behalf contained be substituted instead thereof) and immediately after the mails are embarked put to sea from the ports of Point de Galle and Sydney and the Company shall convey in such vessels to and from and cause to be delivered and received at such of the ports or places hereinbefore mentioned all such mails as shall or may be tendered or delivered to or received by the Company or any of their agents officers or servants by or from the Postmaster General or any of his officers or agents.</p>
Postmaster General may delay starting for twenty-four hours.	<p>4. That should it be deemed by the Postmaster General his officers or agents requisite for the Public Service that any vessel to be employed under this agreement should at any time or times delay her departure from any port from which the mails are to be conveyed under this agreement beyond the period appointed for her departure therefrom the Postmaster General his officers or agents shall have power to order such delay (not however exceeding twenty-four hours) by letter addressed by him or them to the master of any such vessel or person acting as such and which shall be deemed a sufficient authority for such detention.</p>
Duration of voyages.	<p>5. That the Company shall convey the said mails from Point de Galle <i>via</i> King George's Sound and Melbourne to Sydney in 516 hours and from Sydney <i>via</i> Melbourne and King George's Sound to Point de Galle in 564 hours which several periods of 516 hours and 564 hours respectively are exclusive of stoppages for the purpose of the delivery and reception of mails the duration of which will be from time to time fixed by the Postmaster General And it is hereby agreed that if the Company shall fail to deliver the said mails at Sydney from Point de Galle in 516 hours or at Point de Galle from Sydney in 564 hours then or in either of such cases and so often as the same shall happen the Company shall forfeit and pay to Her Majesty Her Heirs and Successors the sum of £200 for every complete period of twenty-four hours consumed on the respective voyages beyond the periods hereinbefore respectively specified Provided always that the full amount of such sums payable on any one voyage shall never exceed the portion of the sum of the subsidy hereinafter agreed to be paid by the Postmaster General as applicable to such voyage and provided further that the payment of any such sum shall not be enforced against the Company if it be shewn by them to the satisfaction of the Postmaster General that the delay has arisen from causes over which they had not and could not have had any control.</p>
Penalty for delay.	<p>6. And the Postmaster General doth hereby covenant to pay to the Company a premium of £50 for every complete period of twenty-four hours by which the time occupied in any voyage from Point de Galle to Sydney shall be less than 516 hours.</p>
Premium for time saved.	<p>7. That if at any time or times the Postmaster General shall desire to alter the particular days times or hours of departure from and arrival at any of the ports or places to or from which Her Majesty's mails are to be conveyed under this agreement he shall be at liberty so to do on giving three calendar months' previous notice in writing of such his desire to the Company at their offices in London.</p>
Postmaster General may alter times of departure and arrival. And may make certain modifications in the services on terms.	<p>8. That if at any time or times the Postmaster General shall desire otherwise to modify the services hereby agreed to be performed (as for example to increase or decrease the frequency of the conveyance of mails between any of the ports or places to or from which such mails are to be conveyed under this agreement) or to extend the conveyance of such mails to any other ports or places not specified in this agreement or to discontinue the conveyance of mails to any port he shall be at liberty so to do on giving reasonable notice to the Company and on paying to them for such increased or extended services such further consideration and in the event of the services hereby agreed to be performed being reduced on his paying to them such reduced consideration as hereinafter provided or in any case not hereinafter provided as may be mutually agreed upon between the Company and the Postmaster General or failing such mutual agreement by arbitration in the manner hereinafter provided.</p>
Such alterations to be binding on the Company.	<p>9. That the particular days times and hours of departure from and arrival at any such ports or places or other services if any which may be appointed by any such alteration under the two preceding clauses shall for the time being be deemed to be the days times and hours of departure and arrival of mails and other services under this agreement and shall be observed and kept by the Company accordingly.</p>
Penalties for failing to provide vessels.	<p>10. That if the Company fail to provide an efficient vessel at Point de Galle or Sydney in accordance with the terms of this agreement ready to put to sea on and at the appointed day and hour then and so often as the same shall happen the Company shall forfeit and pay unto Her Majesty Her Heirs and Successors the sum of £500 and also the further sum of £100 for every successive twenty-four hours which shall elapse until such vessel actually proceeds to sea on her voyage in the performance of this agreement Provided always that the aggregate amount of the penalties to be recoverable under this clause in respect of any one voyage or contemplated voyage shall not exceed by more than the sum of £2,000 the portion of the subsidy hereinafter agreed to be paid by the Postmaster General as applicable to such voyage such portion being in all cases in proportion to the mileage of the voyage or contemplated voyage in respect of which such penalties may have been incurred.</p>
Company to receive a naval officer and servant on each vessel.	<p>11. That the Company shall receive and allow to remain on board each of the vessels so to be and while employed in the performance of this agreement and also while remaining at any port or place to or from which mails are to be conveyed under this agreement and with or without mails in charge an officer in Her Majesty's Navy to be appointed by the Postmaster General to take charge of the said mails and also a servant of the said officer (if required) and that every such officer shall be recognized and considered by the Company their officers agents and seamen as the agent of the Postmaster General in charge of mails and as having full authority in all cases to require a due and strict performance of this agreement on the part of the Company their officers servants and agents and to determine so far as relates to the levying of penalties every question whenever arising relative to proceeding to sea or putting into harbour or the necessity of stopping to assist any vessel in distress or to save human life and that the decision of such officer as aforesaid shall in every such case be final and binding on the Company unless the Postmaster General on appeal by the Company thinks proper to decide otherwise Provided however that the words "to determine every question" shall not confer upon such officer the power of control over the commander of the vessel conveying the said mails.</p>
Duties of officer.	<p>12. That if the Postmaster General at any time or times think fit he shall be at liberty to substitute for such naval officer and his servant a civil officer in the service of the Postmaster General to have charge of the said mails and thereupon any such last-mentioned officer and his assistant (if required) shall be received and be allowed to remain on board each of the said vessels as hereinbefore provided with respect to any such naval officer and his servant but when any civil officer in the service of the Post Office shall be in charge of the said mails his duty shall be confined to the Post Office business.</p>
Postmaster General may substitute a civil for a naval officer.	<p>13. That a suitable first-class cabin with appropriate bed bedding and furniture shall at the cost of the Company be provided and appropriated by them for the exclusive use and accommodation of every such naval or civil officer and also (to the satisfaction of the Postmaster General) a proper and convenient place of deposit on board with secure lock and key for the mails and that every of the said officers shall be victualled by the Company as a chief cabin passenger without any charge either for his passage or victualling and that should any such naval officer require a servant or should any such civil officer require an assistant such servant or assistant shall also be provided with a proper and suitable berth and be duly victualled by and at the cost of the Company as a fore cabin passenger without any charge being made for the same.</p>
Accommodation for officer and servant to be provided.	<p>14. That the Company shall provide on board each of the vessels to be employed under this agreement all necessary and suitable accommodation to the satisfaction of the Postmaster General for the purpose of sorting and making up the mails thereby conveyed and on being required by the Postmaster General so to do shall erect on each of such vessels a separate and convenient room the actual cost of erecting such sorting-room and of providing all such furniture lamps and other conveniences as may be necessary or convenient for the purpose of sorting and making up such mails being paid for by the Postmaster General but such furniture lamps and other conveniences being cleansed and kept in repair and the oil for the lamps supplied by the servants and at the cost of the Company.</p>
Also for sorting mails.	<p>15.</p>

15. That at each port or place where the said mails are to be delivered and received the officer having charge of mails shall whenever and as often as by him shall be deemed practicable or necessary be conveyed on shore and also from the shore to the vessel employed for the time being in the performance of this agreement together with or (if such officer shall consider it requisite for the purposes of this agreement so to do) without mails in a suitable and seaworthy boat of not less than four oars to be furnished with effectual covering for the mails and properly manned and equipped by the Company and that the directions of such officer shall in all cases be obeyed as to the mode time and place of receiving and delivering such mails.

Also a boat to convey officer between vessel and the shore.

16. That if the Postmaster General during the continuance of this agreement think fit to intrust the charge and custody of the mails to the master or commander of the vessels to be employed for the time being in the performance of this agreement and in all cases where the officer or other person appointed to have charge of the mails shall be absent the master or commander of such vessel shall (without any charge other than that herein provided to be paid to the Company) take due care of and the Company shall be responsible for the receipt safe custody and delivery of the said mails and each of such masters or commanders shall make the usual oath or declaration or declarations required or which may hereafter be required by the Postmaster General in such and similar cases and furnish such journals returns and information to and perform such services as the Postmaster General or his agents may require. And every such master or commander or officer duly authorized by him having the charge of mails shall himself immediately on the arrival at any of the said ports or places of any such vessel deliver all mails for such port or place into the hands of the Postmaster or other person at such port or place as the Postmaster General shall authorize to receive the same receiving in like manner all the return or other mails to be forwarded in due course and that the crew of each of the said vessels respectively shall assist in conveying the mails between the mail-room and the sorting-room to be erected (if required) in each of the said vessels as hereinbefore mentioned.

Postmaster General may require masters of vessels to take charge of mails.

17. That the Company shall not nor shall any of the masters of any of the vessels employed or to be employed under this agreement receive or permit to be received on board any of the vessels employed under this agreement any letters for conveyance other than those duly in charge of the said naval officer or other person authorized to have charge of the said mails or which are or may be privileged by law nor any mails for conveyance on behalf of any Colony or foreign country without the consent of the Postmaster General. And the said naval officer or other person shall report to the Postmaster General any default in these respects. And in case of any such default respectively the Company shall be liable to be proceeded against for a breach of this agreement.

No letters to be received on board but Her Majesty's mails.

18. That the Postmaster General shall have full power whenever and as often as he may deem it requisite to survey by any of his officers or agents all or any of the vessels employed and to be employed in the performance of this agreement and the hulls thereof and the engines machinery furniture tackle apparel stores equipments and the officers engineers and crew of every such vessel and any defect or deficiency that may be discovered on any such survey shall be forthwith repaired or supplied by the Company. And that for the purposes aforesaid the said vessels shall (if necessary) be opened in their hulls whenever the said officers may require. And if any of such vessels or any part thereof or any engines machinery furniture tackle apparel boats stores or equipments shall on any such survey be declared by any of such officers or agents unseaworthy or not adapted to the service hereby agreed to be performed every vessel which shall be disapproved of or in which such deficiency or defect shall appear shall be deemed insufficient for any service hereby agreed to be performed and shall not be again employed in the conveyance of mails until such defect or deficiency has been repaired or supplied to the satisfaction of the Postmaster General.

Postmaster General may survey vessels.

19. That the Company and all commanding and other officers of the vessels employed in the performance of this agreement and all agents seamen and servants of the Company shall at all times punctually attend to the orders and directions of the Postmaster General his officers or agents as to the mode time and place of landing delivering and receiving mails.

Postmaster General's orders as to the landing &c. of mails to be attended to.

20. That the Company shall when and as often as in writing they or the masters of their respective vessels are required so to do by the Postmaster General or by any naval or other officers or agents acting under his authority (such writing to specify the rank or description of the person or persons to be conveyed and the accommodation to be provided for him or them) receive provide for victual and convey to and from and between any of the ports or places to which any vessels are to proceed in the performance of this agreement on board every or any of the vessels to be employed in the performance of this agreement (in addition to the naval or other officer authorized to have charge of the said mails) any number of naval military or civil officers or other persons in the service of Her Majesty hereinafter described as Government contract passengers (not exceeding four in any one ship) with or without their wives and children as first class passengers and any number of Government contract passengers (not exceeding two in any one ship) with or without their wives and children as second class passengers and any number of Government contract passengers (not exceeding ten in any one ship) with or without their wives and children as third class passengers to be berthed below deck (due notice being given if practicable to the Company or to their agent at the port of embarkation of all such passengers as may be required to be received provided for victualled and conveyed as aforesaid) and that whenever the Company shall convey any third class Government contract passengers (other than those hereinbefore specially provided for) the Company shall provide them with proper accommodation below deck.

Company to convey Government passengers.

21. That the passage money for all passengers to be conveyed on the requisition of the Postmaster General or any persons acting under or by his authority other than and except the naval officer in charge of mails and his servant (if any) or the civil officer of the Post Office in charge thereof and his assistant (if any) shall be paid in full of all charge for mess and victualling at and after the fares and rates charged by the Company for ordinary passengers of a similar description or in cases where there is no charge to correspond at such rates as may be agreed upon between the Lords Commissioners of the Admiralty and the Company.

Their passage money.

22. That Government contract passengers shall be treated in no respect whatever in an inferior manner to ordinary passengers of the same class and in a manner at least equal to that required by the regulations of Her Majesty's transport service and the messing of the first and second class Government contract passengers shall include each day an imperial pint of good sound bottled or draught ale or beer and that of the first class in addition an imperial pint of good foreign wine either port or white. The several classes of Government contract passengers shall mess in separate places and they shall be provided free of extra charge with medical attendance medicine and medical comforts and with mess utensils and fittings cooking utensils articles for table use mess places cabins and berths fuel lights requisite articles of bedding and all other necessaries and all third class Government contract passengers shall have hammocks or bunks subject to the approval of the naval authorities placed between decks.

Their accommodation.

23. That the passage money for Government contract passengers shall be the same as that charged by the said Company for ordinary passengers of a similar kind and shall include everything specified in the last preceding article of this agreement and the freight of baggage according to Government scale and returns of the embarkation and disembarkation of all Government contract passengers shall be furnished to the Director of Transport Services immediately after the departure and arrival of each vessel.

What "passage money" is to include.

24. That whenever any alterations of rates for ordinary passengers shall be made by the said Company notice of such alterations shall forthwith be given by the Company to the Postmaster General and to the Lords Commissioners of the Admiralty.

Company to give notice of alterations of their ordinary passenger fares.

25. That payments for passage money of Government contract passengers shall be applied for by invoices (according to a form to be obtained from the office of the Director of Transport Services) to be lodged in the office of the Accountant General of the Navy by the said Company or their successors and

Passage money how paid upon

upon the production to such Director of the orders for the passages together with a certificate under the hand of the Commanding Officer specifying the number of the third class passengers (men women and children) conveyed with the ages and sexes of such children and stating the periods during which such third class passengers have been regularly supplied while on board with provisions and also of a certificate under the hand of each first and second class passenger of his or her having been landed at the place of destination and of having been properly accommodated and messed during the voyage and specifying the dates inclusive from and to which they were so messed computed from the first to the last dinner meal and upon the lodging of such invoices as aforesaid bills for the amounts which after examination shall be found to be due thereon shall be made out to the said Company or their successors payable by Her Majesty's Paymaster General in three days from and after the respective dates thereof.

Passage money of families of commissioned and civil officers. Company to convey Admiralty stores.

26. That the passage money for the families and wives of commissioned and civil officers or other persons when not ordered to be conveyed at the public expense shall be paid to the Company by the officers themselves at the rates charged to ordinary passengers of a similar description.

27. That the Company will receive on board of every such vessel any number of small packages containing astronomical instruments charts wearing apparel medicines or other articles and convey and deliver the same to from or between the said ports or places to from or between which the said mails are to be conveyed when and as often as directed by the Postmaster General his officers or agents or by the British naval officer in command of the station or at any port where the vessel may touch free from all costs and charges and also will receive on board of every such vessel and convey and deliver to from and between all or any of the said ports or places (on receiving from the Postmaster General his officers or agents or from the British naval officer in command of the station two days' previous notice) any naval or other stores not exceeding ten tons in weight or fifteen tons of forty cubic feet each in measurement at any one time in any one vessel at the lowest rate of freight charged by the Company for private goods of a similar description and that the Company shall in all cases be strictly responsible for the due custody and safe delivery of the said packages articles and stores and shall give immediately notice to the said Commissioners of any alteration in the rate of freight charged by them for private goods Provided always that stores consisting of liquids chemical preparations or other articles of a dangerous or damaging nature shall not be ordered to be conveyed under this agreement.

Penalties to be considered as ascertained damages and may be retained by the Postmaster General.

28. That all and every the sums of money hereby stipulated to be paid by the Company unto Her Majesty Her Heirs and Successors shall be considered as stipulated or ascertained damages whether any damage or loss have or have not been sustained and shall and may be retained by the Postmaster General out of any moneys payable or which may thereafter become payable to the Company or the payment may be enforced as a debt due to Her Majesty with full costs of suit at the discretion of the Postmaster General Provided however that the payment by the Company of any sums of money by way of penalties shall not in any manner prejudice the right of the Postmaster General to treat the failure if on the part of the Company to provide a proper vessel or to perform any voyage at or within the times hereinbefore respectively mentioned in that behalf as a breach of this agreement.

Subsidy.

29. And in consideration of the due and faithful performance by the said Company of all the services hereby agreed to be by them performed the said Postmaster General doth hereby covenant and agree that there shall be paid to the said Company (out of such aids or supplies as may be from time to time provided and appropriated by Parliament for the purpose) so long as they perform the voyages between Point de Galle and Sydney and the other services herein contracted to be performed in the manner and with such vessels as herein respectively mentioned the sums of money following (that is to say)—

- A sum after the rate of £120,000 per annum so long as the said Company shall upon the requisition of the Postmaster General cause to be performed one such voyage each way in every calendar month.
- A sum after the rate of £130,000 per annum if and so long as the said Company shall upon the requisition of the Postmaster General cause to be performed one such voyage each way in every lunar month of four weeks.
- A sum after the rate of £170,000 per annum if and so long as the said Company shall upon the requisition of the Postmaster General cause to be performed two such voyages each way in every calendar month.
- A sum after the rate of £184,166 per annum if and so long as the said Company shall upon the requisition of the Postmaster General cause to be performed two such voyages each way in every lunar month of four weeks.

And that the said payments shall be made in equal quarterly payments on the first day of April the first day of July the first day of October and the first day of January in each year and shall accrue due from day to day and the said payments shall be received by the said Company as full compensation for all costs and expenses which they may incur or be put unto by reason or on account of all and singular the services hereby contracted to be performed subject however to the abatement of any sums of money in respect of forfeitures which the said Company may have incurred or to the addition of any sums in respect of premiums as the case may be as herein provided.

Disputes to be referred to arbitration.

And it is hereby further agreed and declared between and by the said parties to these presents—

30. That if at any time during the continuance of this agreement or after the determination thereof any dispute shall arise between the parties hereto or their successors respectively concerning any breach or alleged breach by or on the part of the Company of this agreement or the sufficiency of any such breach to justify the Postmaster General in putting an end to the same or concerning the amount of consideration to be paid to or allowed by the Company as the case may be for such altered services as hereinbefore in that behalf mentioned or concerning any of the covenants matters or things hereinbefore contained or in anywise relating thereto and notwithstanding the power herein contained to determine this agreement and any execution or attempted execution of such power such dispute shall be referred to two arbitrators one to be chosen from time to time by the Postmaster General and the other by the Company and if such arbitrators should at any time or times not agree in the matter or question referred to them then such question in difference shall be referred by them to an umpire to be chosen by such arbitrators before they proceed with the reference to them and the joint and concurrent award of the said arbitrators or the separate award of the said umpire when the said arbitrators cannot agree shall be binding and conclusive upon both parties.

All postage to be at the disposal of the Postmaster General. Commencement and duration of contract.

31. That the whole postage of all mails conveyed in the vessels employed under this agreement shall belong to Her Majesty and shall be at the disposal of Her Majesty's Postmaster General.

32. That this agreement shall commence on and from the first day of February 1866 and shall continue in force until one of the said parties hereto shall give to the other of them twenty-four calendar months' notice of his or their desire to determine the same and on the expiration of such notice this agreement shall determine accordingly without prejudice nevertheless to any right of action or other proceeding which shall then have accrued to either party for any breach thereof.

Penalties for failing to commence service on 1st February 1866 and not having vessels ready for survey on the 15th January 1866.

33. And it is hereby further agreed that in case the Company shall fail to commence the performance of the services herein agreed to be by them performed on the first day of February 1866 then and in such case the Company shall forfeit and pay unto Her Majesty Her Heirs and Successors the sum of £100 and also the further sum of £100 for every successive period of twenty-four hours which shall elapse after the first day of February 1866 until the actual and *bond fide* commencement of the performance by the Company of the services herein agreed to be by them performed and further that in case the Company shall fail to have the said vessels to be used in the execution of this contract complete and ready for final survey on the fifteenth day of January 1866 the Company shall forfeit and pay unto Her Majesty Her Heirs and Successors the sum of £10 for every successive day which shall elapse after the said fifteenth day of

of January 1866 until such vessel shall be so complete and ready for final survey as aforesaid. Provided always that the total amount of the penalties to be incurred by the said Company by reason of such failures as aforesaid respectively shall not exceed the sum of £25,000.

34. That the Company shall not assign underlet or dispose of this agreement or any part thereof without the consent of the Postmaster General signified in writing under his hand or under the hand of the Secretary or one of the Assistant Secretaries of the Post Office and that in case of the same or any part thereof being assigned underlet or otherwise disposed of or of any great or habitual breach of this agreement or of any covenant matter or thing herein contained on the part of the Company their officers agents or servants and whether there be or be not any penalty or sum of money payable by the Company for any breach it shall be lawful for the Postmaster General if he shall think fit (and notwithstanding there may or may not have been any former breach of this contract) by writing under his hand or under the hand of the Secretary or one of the Assistant Secretaries of the Post Office to determine this agreement without any previous notice to the Company or their agents nor shall the Company be entitled to any compensation in respect of such determination.

35. That if on the determination of this agreement any vessel or vessels should have started or should start with the mails in conformity with this agreement such voyage or voyages shall be continued and performed and the mails be delivered and received during the same as if this agreement had remained in force with regard to any such vessels and services and with respect to such vessels and services as last aforesaid this agreement shall be considered as having terminated when such vessels and services shall have reached their port or place of destination and been performed.

36. That all notices or directions which the Postmaster General his officers agents or others are hereby authorized to give to the Company their officers servants or agents other than any notice of termination of this contract may at the option of the Postmaster General his officers agents or others either be delivered to the master of any of the said vessels or other officer or agent of the Company in the charge or management of any vessel employed in the performance of this agreement or left for the Company at their office or house of business in London or at their or any of their last-known places of business or abode and any notices or directions so given or left shall be binding on the Company. Provided always that any notice of termination of this contract shall be served on the Company their officers servants or agents at their office or last-known office in London.

37. That the Lords Commissioners of the Admiralty for the time being shall at any time during the continuance of this agreement in case of great public emergency have power to purchase all or any of the said vessels at a valuation or to charter the same exclusively for Her Majesty's service at a rate of hire to be mutually fixed and agreed on by the said Commissioners and the Company but if any difference should at any time or times arise as to the amount of valuation or hire so to be paid or as to the amount of damages consequent upon such purchase or hiring such difference shall be referred to two arbitrators or an umpire to be chosen respectively as aforesaid and that the said Commissioners in the case of hiring any such vessel shall return the same to the Company in the same state and condition as she was in at the time of any such hiring reasonable wear and tear excepted and if any difference should arise upon that point the same shall be settled in the same manner as the amount for the hiring is to be settled in case of difference.

38. That in case of such purchase or hire the service hereby agreed to be performed shall be performed by other vessels of the Company if the Company can in due and proper time furnish them such other vessels as to construction machinery equipment officers and crew to be subject to the like approval as other vessels employed under this agreement but in case the Company be unable to furnish such other vessels it shall be lawful for them to determine this agreement from the date of such purchase or hire but the same shall be considered as in force until the completion of any voyages then already undertaken.

39. That in the event of the Company being allowed by the Postmaster General to continue to perform only a portion of the service there shall be paid to them such annual sum of money as shall be agreed upon by the Postmaster General and the Company and in case of their differing as to the amount such difference shall be settled by two arbitrators or an umpire to be chosen respectively as aforesaid.

40. That any submission to arbitration in pursuance of this agreement shall be made a Rule of any of Her Majesty's Courts of Record pursuant to the statute in that case made and provided on the application of either party.

41. That in pursuance of the provisions contained in the Act of Parliament passed in the twenty-second year of the reign of King George the 3rd intituled "An Act for restraining any person concerned in any Contract Commission or Agreement made for the Public Service from being elected or sitting and voting as a Member of the House of Commons" no Member of the House of Commons shall be admitted to any share or part of this agreement or to any benefit to arise therefrom.

42. That this agreement shall not be binding until it has lain upon the Table of the House of Commons for one month without disapproval unless it be previously approved by a resolution of the said House of Commons.

43. And for the due and faithful performance of all and singular the covenants conditions provisions clauses articles and agreements hereinbefore contained and which on the part and behalf of the said Company their officers agents or servants are or ought to be observed performed fulfilled and kept the said Company do hereby bind themselves and their successors unto Her Majesty the Queen in the sum of £25,000 sterling to be paid to Her Majesty Her Heirs and Successors by way of stipulated or ascertained damages hereby agreed upon between the said Postmaster General and the said Company in case of the failure on the part of the Company in the execution of this contract or any part thereof.

In witness whereof the said Edward John Lord Stanley of Alderley Her Majesty's Postmaster General hath hereunto set his hand and seal and the said Peninsular and Oriental Steam Navigation Company have caused their common seal to be hereunto affixed the day and year first above written.

STANLEY OF ALDERLEY. (I.S.) (The seal of the P. & O. Company.)

Signed sealed and delivered by the within named Edward John Lord Stanley of Alderley Her Majesty's Postmaster General in the presence of—

J. L. DU PLAT TAYLOR,  
Private Secretary General Post Office.

The common seal of the within named Peninsular and Oriental Steam Navigation Company was hereunto affixed in the presence of—

P. D. HADŌW,  
ALEX. NAIRNE, } Directors.  
WM. H. HALL, }

C. W. HOWELL, Secretary.

Z. BROOKE,  
Solicitor's Department, General Post Office.





1865-6.

## NEW SOUTH WALES.

## STEAM POSTAL SERVICE.

Presented to both Houses of Parliament, by Command.

CHIEF SECRETARY, VICTORIA to COLONIAL SECRETARY, NEW SOUTH WALES.

Chief Secretary's Office,  
Melbourne, 16 February 1866.

SIR,

The unsatisfactory manner in which the Peninsular and Oriental Steam Navigation Company has for some time past carried on the Steam Postal Service between England and Australia has been so apparent as to render superfluous any lengthened argument in support of the proposition for concerted action on the part of the Colonies interested, in order to secure greater regularity of communication.

There can be no doubt that, as suggested by the Government of South Australia, the time has arrived when the Colonies should unite in order thoroughly to investigate the question, and to devise means for carrying on the service, if necessary, independent of the present contracting Company, which, it is feared will not, in the absence of any competing power, be induced to apply itself in a cordial spirit effectually to redress the grievances of which the Colonies have such just cause for complaint, even although the subsidy should be augmented in its favor.

It must be admitted that the magnitude of the resources of the Peninsular and Oriental Steam Navigation Company, gives it a most decided advantage over any enterprise dependent for success on the local means at present developed in Australia, and that should it be found necessary to adopt an entirely new system, the Colonies must be prepared to incur, at the outset, the risk of even greater inconveniences and delays than those we are subject to at the present time.

Notwithstanding this, the Government of Victoria feel that it is better not to shrink from encountering the probable temporary evil adverted to, when by such sacrifice the steam postal communication with England may ultimately be placed on a permanently satisfactory and efficient footing.

With these views I am directed by His Excellency Sir Charles Darling to invite the co-operation of your Government, and to suggest, as the best means by which the desired end may be attained, that the Australian Colonies should appoint delegates to meet in Melbourne, as the most central spot, for the purpose of considering whether, and at what period, it would be advisable to terminate the existing contract with the Peninsular and Oriental Steam Navigation Company, and to enquire into and suggest the best means by which the Ocean Postal Service may be provided for, assuming that the connexion with the Company were to be dissolved.

A communication to the same effect has been addressed to the respective Governments of South Australia, Tasmania, and Queensland.

I have, &c.,  
JAMES M'CULLOCH.

## STEAM POSTAL SERVICE.

COLONIAL SECRETARY, NEW SOUTH WALES, to CHIEF SECRETARY, VICTORIA.

New South Wales,  
Colonial Secretary's Office,  
Sydney, 28 February, 1866.

SIR,

I am directed by His Excellency Sir John Young to acknowledge the due receipt of your letter of 16 February, bringing under the notice of this Government the unsatisfactory manner in which the Peninsular and Oriental Steam Navigation Company has for some time past carried on the Postal Service between England and Australia, and suggesting, as the best means of devising a remedy for the serious inconveniences now suffered by the Australian Colonies from this cause, that delegates from South Australia, Tasmania, Queensland, and New South Wales, should meet a representative of your Government in Melbourne, to consider the whole subject.

The Government of this Colony is fully alive to the magnitude of the interests that have been disarranged and injured by the failure of the contracting Company to perform the Service within the terms of their engagement, and already the expediency of retiring from the contract has been under consideration. The means of redress to which your suggestions directly point will sooner or later be forced to a practical trial. Whether the resources of the Australian steam ship companies are at present equal to an undertaking which the most powerful Company in the world has so imperfectly carried through may be fairly held in some doubt, without questioning for a moment the power of the Colonies to terminate a grievance so generally felt, or the advisability of adopting immediate steps for this purpose. The Australasian Steam Navigation Company has opened communication with this Government with the view of tendering for the contract, and, in the event of tenders, open to the Colonies, being called for, is prepared to take up the service at a reduced subsidy. The Company has now afloat four powerful vessels which the Directors consider capable of successfully performing the passages between Australia and the Red Sea, and it is urged by them that the time necessary for the termination of the existing contract would be sufficient for the building of other vessels expressly adapted for the service. On the whole, it is hoped that no serious drawbacks would arise from a transference of the service to the hands of colonial contractors.

The Port of Sydney being the last point of arrival and the first of departure in Australia, this Colony, as a consequence, has suffered more severely than Victoria or South Australia, from the irregularities in the Suez Mail Service; and we cannot be supposed to be less desirous than the Southern Colonies of a thorough investigation of the whole question, in order to arrive, as speedily as possible, at a more satisfactory permanent condition. It appears to this Government, however, that the matter might be discussed by letter, without the necessity of a Conference in Melbourne; but, should the other Colonies fall in with the proposal of the Government of Victoria, no difficulty on this point will be raised here.

Connected with the general subject, I am directed to invite your attention to the engagement which this Government has entered into with the Government of New Zealand for establishing a line of Steam Communication between England and Australia *viâ* the Isthmus of Panama, and the immediate prospect of the opening of this line. It will probably be known to you, that this route has, at all times, found many advocates in New South Wales, who have supported it, not merely as a means of postal communication, but as likely to contribute very materially to the commerce and traffic of this portion of Her Majesty's Dominions. The Isthmus of Panama may be regarded as the great gathering ground of converging streams of population, which again diverge from that point and distribute themselves to all parts of the world; and the elements of industrial and commercial enterprise and accruing wealth, thus carried forth, may be confidently expected to flow largely in upon these Colonies, and beneficially influence their progress and prosperity. At the Port of Colon, as also on the Pacific side, steam passenger ships arrive and depart almost daily, keeping up a complete system of rapid communication with England and France, the Atlantic States of America, the West Indies, Mexico, California, British Columbia, and all parts of the West Coast of South America. The contracting Company have built ships for the Australian and Panama service of 1,500 to 1,800 tons register, and 450 to 500 horse power, combining high rates of speed with adequate accommodation for first, second, and third class passengers; and the first vessel is expected to arrive at Sydney in April next.

At present the Government of New South Wales is responsible for the whole amount of the Australian subsidy for this important service, and it is now submitted whether a fair contribution should not be paid by the Government of Victoria for the postal and other advantages which your Colony will undoubtedly derive from it. Should the whole burden of this undertaking be left to New South Wales by the Southern Colonies, it may become a question for serious consideration whether this Government is not called upon to retire altogether from the Mail Service *viâ* Melbourne and King George's Sound—trusting to such friendly intercolonial arrangements as may be hereafter effected for extending the postal accommodation of the two services to all,

I have, &c.,  
HENRY PARKES.

1865-6.

## NEW SOUTH WALES.

STEAM POSTAL SERVICE *via* PANAMA.

Presented to both Houses of Parliament, by Command.

## SCHEDULE.

NO.	PAGE.
1. Colonial Secretary, New South Wales, to Representative Agent of New Zealand Government, 22 April, 1865, further on subject of Steam Communication <i>via</i> Panama .. .. .	2
2. Representative Agent to Colonial Secretary, New South Wales, 13 May, 1865, intimating that the Victorian Government decline giving any promise of support to the Panama line .. .. .	2
3. Colonial Secretary, New Zealand, to Colonial Secretary, New South Wales, 9 August, 1865, enclosing copy of Despatch from Secretary of State, relative to terms on which the Contract of the P. & O. Company for Mail Service after January, 1866, has been accepted ..	3
4. Superintendent of Auckland to Colonial Secretary, New South Wales, 23 August, 1865, respecting Wellington being a Port of Call for the Steamers .. .. .	6
5. Colonial Secretary, New South Wales, to Colonial Secretary, New Zealand, 30 September, 1865, further on subject .. .. .	6
6. Colonial Secretary, New Zealand, to Colonial Secretary, New South Wales, 20 October, 1865, enclosing an Act to amend the Panama Mail Service Act of 1864, &c. .. .. .	6
7. Ditto to ditto, 27 October, 1865, forwarding further Correspondence on subject .. .. .	8
8. Post Office Memorandum of 16 November, 1865, relative to Time-table for Steam Services..	21
9. Colonial Secretary, New Zealand, to Colonial Secretary, New South Wales, 18 January, 1866, applying for answer to former letters .. .. .	22
10. Mr. Lawson, Sub-Manager, Panama, New Zealand, and Australian Royal Mail Company, to Colonial Secretary, New South Wales, 2 February, 1866, notifying progress made with respect to ships .. .. .	22
11. Ditto to Postmaster General, 6 February, 1866, respecting Time-table, &c. .. .. .	22
12. Colonial Secretary, New South Wales, to Colonial Secretary, New Zealand, 15 February, 1866, in reply to former letters .. .. .	23
13. Mr. Lawson to Colonial Secretary, 20 February, 1866, communicating information relative to Time-table, &c. .. .. .	24
14. Under Colonial Secretary to Mr. Lawson, 22 February, 1866, in reply .. .. .	26

## STEAM POSTAL SERVICE *via* PANAMA.

### No. 1.

COLONIAL SECRETARY, NEW SOUTH WALES, *to* REPRESENTATIVE AGENT OF THE NEW ZEALAND GOVERNMENT.

Colonial Secretary's Office,  
Sydney, New South Wales,  
22 April, 1865.

SIR,

I have the honor to enclose a copy of a Resolution passed by the Legislative Assembly on the 20th instant, which was brought forward by me with the view of obtaining the opinion of the House upon the proposal contained in the memorandum which you addressed to me on the 10th ultimo.

2. You are aware that, in consequence of our financial difficulties, I had some hesitation whether the proposal should be submitted for consideration at the present moment; and I am, therefore, particularly gratified at the result arrived at by the Assembly, more especially after what has taken place between the respective Governments of New Zealand and New South Wales, during several years past.

3. It would perhaps be desirable that you should now, as I understand is your intention, proceed to Melbourne, and endeavour to obtain also the co-operation of the Victorian Government, in which I hope you will be successful.

4. I shall be glad to hear from you when you have ascertained whether such co-operation will be given; and I beg now to assure you that the Government of New South Wales will be prepared to do whatever may be necessary to carry out the Resolution of the Assembly.

I have, &c.,  
CHARLES COWPER.

### No. 2.

REPRESENTATIVE AGENT OF THE NEW ZEALAND GOVERNMENT *to* COLONIAL SECRETARY,  
NEW SOUTH WALES.

Superintendent's Office,  
Wellington, 13 May, 1865.

SIR,

I have the honor to enclose you a copy of the Honorable Mr. M'Culloch's reply to my proposal that Victoria should join New South Wales and New Zealand in the Panama Contract.

Although Mr. M'Culloch declines, for the reasons stated, to give (for the present, at any rate) any promise of support to the Panama line, I am still not without hope that the Government of Victoria will ultimately agree to the proposal for constituting the Suez and Panama lines one aggregate service.

I trust I may be permitted to tender you my sincere thanks for the liberal spirit in which you met me, and especially for the personal kindness I received from yourself and all the members of your Government.

I have, &c.  
J. E. FEATHERSTON,  
Superintendent.

[Enclosure in No. 2.]

*Chief Secretary, Victoria, to Superintendent, Wellington, New Zealand.*

Chief Secretary's Office,  
Melbourne, 27 April, 1865.

Sir,

Adverting to the subject of Steam Postal Service *via* Panama, I have the honor to inform you that your minute dated 10th March, 1865, addressed to the Colonial Secretary of New South Wales, has been very carefully considered, and that every disposition is felt by the Government of Victoria to co-operate with the Government of New Zealand and of the other Australian Colonies, in order that the Ocean Mail Service may be placed on a permanent and satisfactory footing.

There are, however, several weighty reasons which render it incumbent on this Government to withhold (at any rate, for the present) any promise of support to the service for which arrangements have been made between the Government of New Zealand, and the Panama, New Zealand, and Australian Royal Mail Company.

In the first place, it should be stated that the Government of this Colony stands pledged to the Imperial Government to contribute, on the same terms as those of the existing arrangement, towards a service once or twice a month between Point de Galle and Sydney, or, on certain conditions, to pay one entire moiety of the cost of a service once or twice a month between Ceylon and Melbourne, should circumstances render such a guarantee necessary.

Even if this reason did not exist for declining, on behalf of Victoria, to accept the conditions proposed in your minute under notice, for establishing a fortnightly service alternately from Point de Galle and Panama, it is the opinion of this Government that it has yet to be proved that such an arrangement would afford to Victoria advantages at all commensurate to the sum it is proposed she should contribute in support of the scheme, namely, £62,500. It

It should be borne in mind that the time allowed for the voyage from England to Melbourne *via* Panama is five or six days in excess of that allowed for the conveyance of the mails *via* Point de Galle; and the delays which may be expected to arise, make it doubtful whether a monthly service *via* Panama could be worked in such harmony with a monthly service *via* Ceylon as to make the two alternate with each other.

On the other hand, the large and increasing business between this Colony and the East, the extension of the electric telegraph to Point de Galle, by which the United Kingdom and Australia are brought, with the aid of steam power, within eighteen or twenty days of each other, and the ascertained reliable nature of the service performed by the existing mail line, afford irresistible arguments in favour of the Suez and Red Sea route.

It is believed that the valuable freight in specie and bullion now carried by the mail steamers from this port to India and the East, will have the effect of reducing very materially the amount to be paid on account of any new contract that may be entered into for a branch to Australia from the India or China line of steamers; and it is confidently expected that regular fortnightly steam postal communication with the United Kingdom and the Eastern Settlements, can be secured for Melbourne at a cost certainly not exceeding that which would be required to be paid for participation in the experimental service proposed in your minute above mentioned.

I have, &c.,  
JAMES M'COLLOCH.

No. 3.

COLONIAL SECRETARY, NEW ZEALAND, to COLONIAL SECRETARY, NEW SOUTH WALES.  
Colonial Secretary's Office,  
Wellington, 9 August, 1865.

SIR,

I have the honor to forward to you the enclosed copy of a despatch lately received by His Excellency Sir G. Grey, K.C.B., from Her Majesty's Principal Secretary of State for the Colonies, with its enclosures, intimating the conditions under which the tender made by the Peninsular and Oriental Steam Navigation Company, for the performance, after January, 1866, of the Australian Mail Service, has been accepted.

I beg to direct your attention to the letter from Lord Stanley of Alderley, dated 22nd May, 1865, to the Lords Commissioners of the Treasury, in which it is stated that it is probable that of the two monthly services tendered for to Australia, that of a service every four weeks will be chosen; and I would point out to you that, in this event, it will be almost impossible to constitute the two lines *via* Panama and Suez one aggregate line of postal communication between Great Britain and the Australasian Colonies, so that the services shall be organized in such a manner as that the one shall alternate fortnightly with the other, because the former will be performed every four weeks, and the latter every calendar month.

I should be glad to learn the views of the Government of New South Wales on this subject, in order to bring this circumstance prominently before the Imperial Government, with a request that the services may be so arranged as to alternate with each other—an arrangement of paramount consideration with New South Wales and this Colony, in organizing the postal route *via* Panama.

I have, &c.,  
J. C. RICHMOND.

[Enclosures in No. 3.]

Despatch from Her Majesty's Secretary of State.—Conditions under which Tender of Peninsular and Oriental Company has been accepted for Australian Mail Service after January, 1866.

Downing-street,  
26 May, 1865.

Sir,

With reference to your despatch No. 30, of the 2nd March, I have the honor to transmit, for the information and for the consideration of your responsible advisers, copies of two letters from the Board of Treasury, from which you will learn the conditions under which the tender made by the Peninsular and Oriental Steam Navigation Company, for the performance, after January, 1866, of the Australian Mail Service, has been accepted.

Governor Sir George Grey, K.C.B.,  
&c., &c., &c.

I have, &c.,  
EDWARD CARDWELL.

Mr. Peel to Sir F. Rogers.

Treasury Chambers,  
25 May, 1865.

Sir,

I am directed by the Lords Commissioners of Her Majesty's Treasury to transmit herewith, for the information of Mr. Secretary Cardwell, with reference to the letter of this Board of the 15th instant, copy of a letter from the Postmaster General, dated the 22nd instant, further relative to the new packet service with the Australian Colonies; and I am to request that you will move Mr. Cardwell to cause the communications suggested by the Postmaster General to be made to the Governments of the respective Australian Colonies and of New Zealand.

I am at the same time to state that my Lords entirely concur in the views expressed by Lord Stanley of Alderley.

I have, &c.,  
F. PEEL.  
Mr.

*Mr. Peel to Sir F. Rogers.*Treasury Chambers,  
15 May, 1865.

Sir,

With reference to the correspondence that has taken place on the subject of calling for fresh tenders for the performance, after January, 1866, of the Australian Mail Service, I am commanded by the Lords Commissioners of Her Majesty's Treasury to transmit, for the information of Mr. Secretary Cardwell, copy of a letter from the Postmaster General, dated 3rd instant, and of their Lordships' minute thereon, and I am at the same time to add that my Lords regret that, for the reasons given by Lord Stanley of Alderley, it has not been found expedient to accede to the wishes of South Australia, that the packets under the new contract should be required to call on their voyage at Kangaroo Island.

I am, &amp;c.,

F. PEEL.

General Post Office,  
3 May, 1865.

My Lords,

Having advertised for tenders for the Mail Service between Point de Galle and Sydney, New South Wales, in accordance with the authority conveyed to me in your Lordships' letter of the 20th January last, I have received but one offer, and that from the Peninsular and Oriental Steam Navigation Company, the present contractors. I enclose the tender, and also a copy of a letter which accompanied it.

The Company offer to perform the service—

Once a month for the sum of £120,000 per annum.

Once in four weeks for £130,000 per annum.

Twice a month for £170,000 per annum.

Or once in each fortnight for £184,166 per annum.

These payments are on the understanding that the packets are not to call at Kangaroo Island, a call which the contractors do not make at present.

Before recommending the acceptance of the Peninsular and Oriental Company's tender, I thought it advisable to await the arrival of despatches from the Australian Colonies, communicating the views of the several Colonial Governments with respect to the conditions upon which a new contract should be concluded.

Replies to the circular despatched from the Colonial Office of the 25th November last, have now been received from Western Australia, South Australia, New South Wales, Queensland, and Victoria.

The Governments of Western Australia and New South Wales agree unconditionally to the conditions proposed by this department.

The Government of Victoria attach to their concurrence certain reservations; but, as those reservations fall in with the views of this department, there is no difficulty in admitting Victoria to the benefit of the arrangement.

In the replies from South Australia and Queensland, some stipulations which cannot be entertained are attempted to be made, rendering it necessary to communicate again with those Colonies before it can be said decidedly that they will be parties to the new arrangement.

But on the whole the replies are so far satisfactory, including, as they do, full security for the payment by the Colonies of one-half of the subsidy, that I recommend your Lordships at once to authorize the acceptance of the tender of the Peninsular and Oriental Steam Navigation Company.

The Company strongly object to their steamers calling at Kangaroo Island, on account of the increased risk which would attend their navigation; and in a letter received since the tender, they state that, if the call at Kangaroo Island should be insisted upon, they should require an additional subsidy of £15,000 a year if the service be monthly, and of £30,000 a year if it be twice a month. They state, moreover, that they should require an additional day both on the outward and homeward voyage.

The highest amount which the Government of South Australia has expressed its willingness to contribute, by reason of the steamers calling at Kangaroo Island, is £5,000 a year. But even supposing that they would agree to pay a moiety of the additional subsidy of £15,000 a year, I am not disposed to advise that the other moiety should be paid by this country.

Besides the objection I feel to the increased cost, and not to speak of the risk to which the whole of the mails and passengers for Australia would be exposed by touching at Kangaroo Island, I think the effect of the diminished interval for replies in New South Wales and Queensland would be very serious, and, under these circumstances, I cannot recommend your Lordships to accept this part of the Company's offer.

The Company, in the letter accompanying their tender, state that the terms demanded are based on the understanding that penalties and premiums shall remain as in the existing contract; but they add that they are quite willing to agree to the omission of the penalty and premium clause.

I am of opinion, however, that it will be desirable to retain that clause, notwithstanding that, during the last three years, the amount of premiums earned has much exceeded the amount of penalties inflicted.

The subsidy now paid for a service once a month is £134,672 per annum, and therefore, by the acceptance of the present tender, the diminution of charge for a similar service, would be £14,672 a year; or if the service were made once in four weeks of £4,672 a year.

I have, &amp;c.,

STANLEY OF ALDERLEY.

*Copy of Treasury Minute, dated 11 May, 1865.*

Write to the Postmaster General that my Lords are pleased, in compliance with the recommendation contained in his Lordship's letter of the 3rd instant, to authorize him to accept the tender of the Peninsular and Oriental Steam Navigation Company to perform the Mail Service between Point de Galle and Sydney, New South Wales, once a month for the sum of £120,000 per annum; once in four weeks for £130,000 per annum; twice a month for £170,000 per annum; or once in each fortnight for £184,166 per annum, leaving the question to be hereafter determined as to which service is the one which it will be expedient to carry out, such service to commence on the 1st February, 1866, and to continue in force until the expiration of a twenty-four calendar months' notice, to be given in writing at any time by either party.

My Lords concur in opinion with the Postmaster General as to the inexpediency of requiring the vessels to call on their voyage at Kangaroo Island, inasmuch as there would be involved thereby a very considerable increase of expenditure, risk to the mails and passengers for Australia, and a diminution of the interval for replies to the correspondence of New South Wales and Queensland.

State;

State, in conclusion, that my Lords agree with his Lordship that it will be desirable to retain in the new contract the clauses exacting penalties and granting premiums, as in the existing contract.

Transmit to Sir F. Rogers, for the information of Mr. Secretary Cardwell, with reference to the correspondence that has taken place on the subject of calling for fresh tenders for the performance, after January, 1866, of the Australian Mail Service, copy of the Postmaster General's letter of the 3rd instant, and of their Lordships' minute thereon; adding at the same time that my Lords regret that, for the reasons given by Lord Stanley of Alderley, it has not been found expedient to accede to the wishes of South Australia, that the packets under the new contract should be required to call on their voyage at Kangaroo Island.

General Post Office,  
22 May, 1865.

My Lords,

Acting on the authority conveyed to me by your Lordships, I have now accepted the tender made by the Peninsular and Oriental Steam Navigation Company for the conveyance, for a subsidy somewhat lower than that, now paid, of the mails between Point de Galle and Sydney, after the termination of the existing contract, and I beg to suggest that the several Colonial Governments concerned should be informed accordingly, and be told also that of the alternatives which the tender allows, that which, in the first instance at least will be adopted, will be a monthly service. Further, that as it is under consideration to make the India service, concurrently with an increase of the rate of postage to India, weekly instead of four times in the calendar month, and as it is possible that this change will be made by the time that the new Australian contract comes into operation, if not earlier, it is likely also that of the two monthly services to Australia, that of a service every four weeks will be chosen, so as still to render the Indian packets available for the conveyance of mails to Australia, it being added that even for this increased service, the payment under the new contract will be somewhat less than that now made. When the contract is signed, a copy will be sent to each Colony.

In your Lordships' letter of the 16th November last, you forwarded for my information a copy of a letter which you had addressed to Mr. Secretary Cardwell, requesting him to cause the Governments of the Australian Colonies and New Zealand to be apprized of the course intended to be pursued in regard to calling for tenders for the Australian Packet Service, at the same time informing them that, before you authorized any tender to be accepted, you would require that the consent of the Colonies should be given to pay jointly one-half of the cost, with the understanding that, if any Colony or Colonies should withhold its or their consent, the others would make good the deficiency.

Your Lordships have since forwarded to me the replies received from the several Colonies to the despatch sent from the Colonial Office, in conformity with your request, and these replies, as I have already had occasion to state, secure to the Mother Country a payment by the Colonies of one-half of the subsidy.

The Governments of New South Wales, Tasmania, and Western Australia, have acceded to the arrangement on the terms proposed.

The Government of Victoria makes stipulations; but, as it fortunately happens that none of these stipulations are at variance with the provisions which have been made, independently by the Mother Country, this Colony can be admitted into a participation of the arrangement.

I have no objection to the appointment of a sorting clerk, with an assistant, on board each of the packets between Point de Galle, or King George's Sound (as may be preferred), and Melbourne, or any other port of call in Australia; but, as it is objectionable to withdraw the Naval Agent, especially considering that on his report the question of penalties for delay chiefly depends, the Colony of Victoria will have to pay the Peninsular and Oriental Steam Navigation Company for the additional passages and accommodation required.

I propose that it be left to the Government of Victoria to negotiate with the other Colonies on this subject, and to carry the plan into operation.

There are few other minor matters on which the Government of Victoria express a wish, though they do not make any stipulations regarding them. In these matters it will be my desire, as far as practicable, to comply with such wish.

With respect to the observations of the Chief Secretary of Victoria in his minutes to the Governor, on the subject of the charge to be made against the Colonies for the conveyance of the mails between England and Point de Galle, I am unable to advise your Lordships to agree to any departure from the arrangements already in force in this respect.

It seems curiously to have escaped the notice of Mr. McCulloch, that precisely the same objection which he makes to paying part of the cost of the packets which also convey the letters for India, might be made by the Indian Government against paying any part of the cost of the packets conveying, as far as Galle, the mails for Australia.

Your Lordships will, of course, communicate to the Government of South Australia the decision arrived at, that the packets are not to call at Kangaroo Island. The contractors object to such call on account of the increased risk which would attend the navigation of their packets, and demanding, if the call at Kangaroo Island were to be insisted upon, an additional subsidy of £15,000 a year, and further requiring an additional day both on the outward and homeward voyage.

It is important that the Government of South Australia should be required to state, not later than by the mail which will leave Australia in October and arrive in England in December, whether or not they abide by their stipulation on this point, or are prepared to waive it.

If they do abide by it, they cannot be admitted into participation of the arrangement, and I propose that, in such case, the postage of letters to and from South Australia be raised to 1s. 6d. per half ounce (a charge which I think will make the South Australian portion of the service self-supporting), with the understanding that your Lordships will consider yourselves at full liberty to raise the postage still higher, or even to give orders that at no rate of postage shall any letters for South Australia, except official despatches, be sent by the mail packets.

In the minutes of the Executive Council of Queensland it is stated that the Colony is willing to pay its fair share of any mail subsidy approved by the Imperial Government, but that it cannot engage to make good the possible deficiencies which may arise from other Colonies declining to agree to the proposed renewal of a similar arrangement. Such a reservation, however, cannot be allowed.

The Governments of those Colonies which receive the bulk of the correspondence have already agreed to the arrangement on the terms specified, and it is probable that all the other Colonies will, in the end, signify their acquiescence; but, be this as it may, it is absolutely necessary that one-half of the subsidy should be paid by the Colonies jointly, and this can only be secured by the proviso to which the Governor of Queensland has objected.

As in the case of South Australia, therefore, the Government of Queensland should be required to state by the mail which will leave in October next, whether they agree unconditionally to the arrangement on the terms proposed to them, and apprized that, if they do not, it will be necessary to adopt, with respect to Queensland, the same measures as those specified in the case of South Australia.

With



With respect to a second monthly mail, by the way of Torres Straits; as there is now no early prospect of a second monthly mail to Australia (except that by way of Panama), it seems unnecessary to notice the remarks on this point in the reply from Queensland; but even if there were such a prospect, I could not advise your Lordships, for reasons already given, to contribute towards the cost of a mail *via* Torres Straits.

The foregoing remarks (except those relating to Torres Straits) apply equally to the Colony of New Zealand. The Government of that Colony will of course be at liberty to negotiate with the other Australian Governments, on the subject of the cost of the contemplated service by way of Panama; but I strongly advise that the Mother Country should take no part in those negotiations, and should decline to do more in respect to that service than your Lordships have already expressed your willingness to authorize.

I have, &c.,  
STANLEY OF ALDERLEY.

No. 4.

SUPERINTENDENT, AUCKLAND, NEW ZEALAND, to COLONIAL SECRETARY, NEW SOUTH WALES.

Wellington, 23 August, 1865.

SIR,

In reference to the proposed arrangement between the New Zealand and the New South Wales Governments, under which it is intended that the Panama line of steamers shall be jointly subsidized by the two Colonies, I have the honor to invite your attention to the opinion held by a large number of persons in this Colony, that Wellington will not be the most advantageous port of call, and that a very material saving, estimated roughly at from £20,000 to £30,000, might be effected by taking advantage of the facilities afforded by the more northern ports, more especially in the matter of coaling at the Bay of Islands, where a seam of coal of very superior quality has been discovered. I am at present engaged in making arrangements for the immediate working of this coal field, and for the construction of a tramway from the mouth of the pit to deep water.

I have consequently to suggest the advisability of postponing the final conclusion of the agreement between the two Governments, until you shall have fully satisfied yourself in regard to the question I have the honor to raise.

All the information which I possess on the subject shall be placed at your disposal, should you deem it worth your consideration.

I have, &c.,  
ROBERT GRAHAM,  
Superintendent, Province of Auckland.

No. 5.

COLONIAL SECRETARY, NEW SOUTH WALES, to COLONIAL SECRETARY, NEW ZEALAND.

Colonial Secretary's Office,  
Sydney, New South Wales,  
30 September, 1865.

SIR,

Referring to your letter to me, of the 13th May last, in respect to the co-operation of this Government with that of New Zealand, in carrying out a contract for steam postal communication by way of Panama, I have the honor to inquire whether any further steps have been taken in the matter.

2. Parliament is called together, for the despatch of business, on the 24th proximo, when the subject will probably be brought under discussion; and during the Session, a Bill will have to be submitted for giving effect to the Resolution passed by the Assembly on the 20th April.

3. Should you be desirous of offering any suggestion for the consideration of this Government, in connection with the proposed legislative enactment, I shall be glad to be favoured with it at your earliest convenience.

I have, &c.,  
CHARLES COWPER.

No. 6.

COLONIAL SECRETARY, NEW ZEALAND, to COLONIAL SECRETARY, NEW SOUTH WALES.

Colonial Secretary's Office,  
Wellington, 20 October, 1865.

SIR,

With reference to your despatch of the number and date quoted in the margin, requesting to be informed whether any further steps have been taken for carrying out a contract for steam postal communication with Great Britain, *via* Panama, I have the honor to forward, for your information, the enclosed copies of "*An Act to amend the Panama Mail Service Act, 1864*," which has been recently passed by the Parliament of New Zealand, now in Session.

I will take an early opportunity of further expressing the views of the Government of New Zealand on this subject.

I have, &c.,  
E. W. STAFFORD.

65-4119.  
30 Sept., 1865.

[Enclosure

[Enclosure in No. 6.]

An Act to amend "The Panama Mail Service Act 1864." [26th September 1865.]

Title.

WHEREAS by Articles of Agreement dated the twenty-eighth day of May one thousand eight hundred and fifty-eight and made between Zachariah Charles Pearson and James Coleman of the one part and the Commissioners for executing the office of Lord High Admiral of the United Kingdom of Great Britain and Ireland (for and on behalf of Her Majesty) of the other part a contract was entered into between the said Zachariah Charles Pearson and James Coleman and Her Majesty's Government for the carriage of the New Zealand and Australian mails And whereas by a deed poll dated the eleventh day of October one thousand eight hundred and fifty-eight the said Commissioners did in pursuance of the power in that behalf in the said articles contained delegate during their will and pleasure to the Governor of New Zealand for the time being or to the officer acting as such all and every the powers authorities and privileges given or reserved to them by the said articles And whereas by an Indenture dated the twenty-seventh day of October one thousand eight hundred and fifty-eight and made between the said Zachariah Charles Pearson and James Coleman of the one part and the Intercolonial Royal Mail Steam Company (Limited) of the other part the said Zachariah Charles Pearson and James Coleman did with the consent of the said Commissioners previously signified in writing under the hand of one of their Secretaries assign to the said Intercolonial Royal Mail Company the said articles and all the right title interest benefit claim and demand whatsoever of them the said Zachariah Charles Pearson and James Coleman or either of them thereunder And whereas by an Act of the Imperial Parliament passed in the twenty-third year of the reign of Her present Majesty all the interests rights powers and authorities of the said Commissioners under any contracts entered into with them for the conveyance of mails by sea were transferred to and vested in the Postmaster General of the said United Kingdom for the time being as if he had been contracted with and named in all such contracts And whereas the said Intercolonial Royal Mail Company now called "The Panama New Zealand and Australian Royal Mail Company (Limited)" lately agreed with Crosbie Ward Esquire who purported as Postmaster General of the Colony of New Zealand to enter into such contract under and by virtue of the powers and provisions of "The New Zealand Post Office Act 1858" and instructions to him for that purpose given by the Governor of New Zealand for the performance of the services in the said contract expressed and for the extension as therein mentioned of the contract made by the said articles of the twenty-eighth day of May one thousand eight hundred and fifty-eight and the terms of the said contract so made by the said Crosbie Ward were expressed in a written instrument of contract which was duly executed by the parties on or about the seventeenth day of December one thousand eight hundred and sixty-three And whereas by "The Panama Mail Service Act 1864" it was enacted that the Governor of the Colony of New Zealand with the advice of the Executive Council might and he was thereby empowered by Order in Council to confirm subject to the modifications thereby authorized to be made the contract of the seventeenth day of December one thousand eight hundred and sixty-three and that the same subject to such modifications being so confirmed should be valid and effectual to all intents and purposes and should have the same force and effect and should bind the Government of the Colony as fully as if it had been made under an Act of the General Assembly And further that the Governor in Council might agree with the said Company to vary all or any of the terms stipulations or conditions of the said contract in such manner as he might think for the good of the public service and as should be agreed to by the said Company subject to the provisions in the said Act mentioned And whereas under and by virtue of the powers in the said recited Act in that behalf conferred on him the Governor has agreed with the said Company to vary certain of the terms stipulations and conditions of the said contract of the seventeenth day of December one thousand eight hundred and sixty-three And whereas by a memorandum of agreement in writing bearing date the tenth day of February one thousand eight hundred and sixty-five and signed by John Larkins Cheese Richardson Esquire Postmaster General of the Colony of New Zealand aforesaid and John Vine Hall Esquire as acting for the said Company it was agreed between the Government of New Zealand and the said John Vine Hall as agent for the said Company that a contract should be forthwith entered into for the performance upon the terms therein mentioned or referred to of the postal service therein mentioned being the service (subject to certain modifications alterations and extensions) mentioned and agreed upon in the said contract of the seventeenth day of December one thousand eight hundred and sixty-three And whereas by a certain letter or memorandum in writing dated the tenth day of March one thousand eight hundred and sixty-five and signed by Isaac Earl Featherston the agent for that purpose duly authorized of the Government of New Zealand and by a certain other letter or memorandum in writing dated the twenty-second day of April one thousand eight hundred and sixty-five and signed by the Honorable Charles Cowper the Colonial Secretary of the Colony of New South Wales it was agreed between the said Isaac Earl Featherston as such agent as aforesaid and the said Charles Cowper on behalf of the Government of New South Wales that the said postal service should be extended for the benefit of the said Colony of New South Wales upon the terms in the said letters or memoranda respectively mentioned or referred to.

Be it enacted by the General Assembly of New Zealand in Parliament assembled and by the authority of the same as follows—

1. The short title of this Act shall be "The Panama Mail Service Act Amendment Act 1865." Short title.
2. All and singular the modifications alterations and extensions of the said contract of the seventeenth day of December one thousand eight hundred and sixty-three made or agreed to be made as aforesaid shall be valid and effectual to all intents and purposes and shall be deemed and taken to have been made under and to have been duly authorized by "The Panama Mail Service Act 1864" and all officers of the Government of the said Colony and others who may have been concerned or engaged in the making of any of the said contracts or agreements or in the making of the modifications alterations or extensions of the said contracts and agreements shall be and they are hereby respectively freed indemnified and discharged of from and against all actions suits prosecutions claims or demands which they or any of them respectively may be or but for the passing of this Act might become subject or liable to for or on account of any act matter or thing by them or any of them respectively done in the course of negotiation for or making of such contracts agreements modifications alterations or extensions as aforesaid. Modifications as agreed upon between the Company and the New Zealand Government to be valid. Indemnity to the New Zealand Government.
3. The Governor with the advice and consent of the Executive Council may and he is hereby empowered on behalf of the Government of New Zealand to execute and carry into effect such contract with the said Company or their agent for the modification and extension of the said contract of the said seventeenth day of December one thousand eight hundred and sixty-three as by the said memorandum of agreement of the tenth day of February one thousand eight hundred and sixty-five is agreed to be made. Governor empowered to carry into effect the agreement with the Company of 17th December 1863 as modified by agreement of 10th February 1865.
4. The Governor in Council may and he is hereby empowered from time to time to make with the said Company such agreements for the further modification of the said contract and for the extension to all or any of the Australasian Colonies and to such ports in the said Colonies or any of them as to the Governor in Council may seem expedient of such or similar postal services as in the said contract of the seventeenth day of December one thousand eight hundred and sixty-three mentioned and for that purpose or otherwise for the purpose of carrying out and giving effect to the objects and provisions of this Act to alter and re-arrange or to agree to any alterations and re-arrangements of any time-tables for arrival or departure at or from any port or ports place or places of the steam-vessels to be employed under the said contract or under any modification or extension thereof and further to agree with the said Company for such additional subsidies to be paid in respect of any extensions as aforesaid and generally from time to time to alter modify and extend any contract for the time being subsisting with the said Company in respect of such

such service in the said contract mentioned or any extension alteration or modification thereof and also from time to time to make such new and other contracts with the said Company as to the Governor in Council may seem expedient for the continuation or establishment of a postal service or several services between Panama and New Zealand with extensions to the other Australasian Colonies or any of them Provided always—

Governor empowered to confirm agreement With the New South Wales Government.

Governor may agree with Australasian and other Governments for extension of service.

Governor may agree with other Governments as to apportionment of postal duties.

No contract to be made during the continuance of the present agreement with the Colony of New South Wales without consent of that Colony.

Treasurer to pay moneys under any contract authorized by this Act.

1. That the amount of money to be expended and taken from the revenue of the Colony of New Zealand in any one year for the purposes of the said contract and of every alteration modification and extension thereof shall in no case exceed the sum of sixty-three thousand pounds after deduction and allowance made for all subsidies contributions of subsidy or allowances received from or properly debited to any of the respective Governments of the Australasian Colonies the Imperial Government of Great Britain and Ireland or any Foreign or Colonial Government and after deduction and allowance made of all sums received on account of postal or other revenue properly applicable in diminution of the annual cost of the said service.
2. That there shall in every such agreement be provided for and at all times be maintained a postal service for the conveyance of mails at least once in each calendar month each way between Panama and New Zealand which said conveyance shall be performed within the period of twenty-seven days each way.
3. That every contract or agreement made and entered into under and by virtue of the powers in this Act contained shall be made terminable within a period not exceeding seven years from the date of the passing of this Act.
5. The Governor in Council may and he is hereby empowered to confirm the said agreement made between the said Isaac Earl Featherston and the said Charles Cowper and also to enter into all such other and additional agreements as may be necessary for the purpose of extending to New South Wales the Postal Service between Panama and New Zealand and for the purpose of admitting the Colony of New South Wales to a full and equal participation in all the benefits and advantages acquired by or reserved to the Colony of New Zealand under and by virtue of the said contract so entered into or under any contract or contracts which may hereafter be entered into with the said Company upon such terms and conditions as may be hereafter agreed upon between the respective Governments of the said Colonies or otherwise for the purpose of admitting the said Colony of New South Wales to share in the benefits and advantages of the said contract and of the services to be performed thereunder upon such terms as to the Governor in Council may seem fit.
6. The Governor in Council may and he is hereby empowered to agree with the Governments of all or any of the other Australasian Colonies respectively and with the Imperial Government of Great Britain and Ireland and with any Foreign Government for the purpose of admitting such Governments respectively or any of them to share in the benefits and advantages of the said contract and of the services thereunder to be performed upon such terms and conditions as to the Governor in Council may seem fit.
7. The Governor in Council may and he is empowered to make such agreements with the Imperial Government of Great Britain and Ireland and with any Foreign or Colonial Government for the retention distribution or apportionment of the postages of letters postal or duties to be received or paid for on account of the said contract and the services to be performed thereunder as to the Governor in Council may seem fit.
8. Provided nevertheless that so long as the said Colony of New South Wales shall be admitted to participate in the said contract under and by virtue of the said agreement in that behalf made between the said Isaac Earl Featherston and Charles Cowper or under and by virtue of any contract hereafter to be made in pursuance of the said last-mentioned agreement then and during such period no future contract shall be entered into with the said Company for such services as by the said recited contract and agreement of the seventeenth day of December one thousand eight hundred and sixty-three and the tenth day of February one thousand eight hundred and sixty-five respectively were agreed upon or any of them or for any modification alteration or extension of such services without the consent of the Government for the time being of New South Wales testified by writing under the hand of the proper officer of such Government to such agreements or to such modification alteration or extension first had and obtained and no contract agreement or arrangement with the Imperial Government aforesaid or with any Foreign or Colonial Government in anywise affecting such services as aforesaid shall be made or entered into without such consent as aforesaid first had and obtained.
9. The Colonial Treasurer is hereby authorized to pay out of the revenue of the Colony all moneys from time to time payable by virtue of any contract authorized to be made by this Act and he shall be allowed credit for all such payments in his accounts.

### No. 7.

COLONIAL SECRETARY, NEW ZEALAND, to COLONIAL SECRETARY, NEW SOUTH WALES.

Colonial Secretary's Office,  
Wellington, 27 October, 1865.

SIR,

With reference to the communications which have taken place between this Government and the Government of New South Wales, on the subject of the proposed Steam Mail Service *via* Panama, I have the honor to forward to you the enclosed papers, specified in the accompanying schedule, relating to this subject.

I have to draw your attention to the correspondence with Mr. Wilkens, the delegate from the Government of Tahiti, respecting these steamers calling at the Port of Papeete. Captain Vine Hall (General Manager of the Panama, New Zealand, and Australian Royal Mail Company) has adverted to this proposal, in a memorandum which you will find attached to the Report of the Select Committee of the House of Representatives, on the postal arrangements of the Colony. I shall be glad to receive the expression of your opinion as to the desirability, or otherwise, of extending the service to Tahiti.

Captain Vine Hall proceeds to Sydney by this opportunity, and will, no doubt, should you desire it, place himself in communication with you upon the subject.

I have, &c.,

E. W. STAFFORD.

SCHEDULE of Papers alluded to.

Further papers relative to establishment of Panama Mail Service (printed).  
Letter from Mr. Wilkens, proposing that steamers should call at Tahiti.  
Colonial Secretary to Mr. Wilkens in reply.  
Report of Select Committee on postal arrangements of the Colony.

[Enclosures

[Enclosures in No. 7.]

*Further papers relative to the establishment of a Mail Service via Panama.*

(No. 1.)

*Captain Hall to Postmaster General, New Zealand.*Panama, New Zealand, and Australian Royal Mail Company (Limited),  
Sydney, Melbourne, and New Zealand.

Auckland, 24 December, 1864.

Sir,

I have the honor to say that, with reference to the Panama contract, this Company is prepared to make any reasonable modifications in it to meet the views of the Government of New Zealand.

Although I have no special powers to make new arrangements, I am able to state what the nature of those are which the Company would recognize.

The three inter-provincial services, as mentioned in the contract, and clause 27, being objected to, the Company would, I believe, be prepared to waive these two points, and carry out the contract for the mails between Sydney and Panama, and *vice versa*, touching at New Zealand, for the sum of £95,000 per annum, if allowed thirty days between Panama and New Zealand (about nine knots); or for the sum of £120,000 per annum, if allowed only twenty-seven days, or a ten knot service.

The dates of arrivals and departures, &c., to be arranged by Government.

The Company will also be prepared to give the fullest consideration to any other proposal, on the part of the New Zealand Government, which may enable them consistently to carry out the Panama Mail Contract.

I have, &amp;c.,

JOHN VINE HALL,  
General Manager,  
P.N.Z. & A.R.M. Company.

(No. 2.)

*Captain Hall to Postmaster General.*

Auckland, 28 December, 1864.

Sir,

In reply to your inquiry relative to the "Coleman Contract," I beg to say that, looking again at the last communication received from the Company, written two days after I left London, and from the tenor of which I was enabled to state the money amount which might meet the difficulties of clause 27, and the three inter-provincial services, I see no mention of the "Coleman Contract," therefore I cannot speak positively upon that point; but, from conversations on the subject with the Directors, and the fact of their building two superior steamers, to serve as tenders to the Panama boat, *i.e.*, to distribute mails and passengers, I am inclined to think that they expect to perform that service (which would amount to one whole inter-provincial one, Wellington being the port of call) under the contract. Also, feeling that the short stay in port would scarcely enable the Panama boat to supply the commercial part of the inter-colonial line fully, it was thought another boat would be necessary. There would, I apprehend, be no difficulty in the Company consenting to forego ostensibly the "Coleman Contract" as such, if understanding on certain agreed terms that such services should be secured to them, as it is most likely to work the whole service satisfactorily if the Company carried to their destinations (at all events, to the larger ports) their own passengers and mails.

I have, &amp;c.,

JOHN VINE HALL.

(No. 3.)

*Postmaster General to Captain Hall.*

Auckland, 29 December, 1864.

Dear Sir,

Your letter of the 24th instant would have been earlier replied to, had not Sunday and a holiday intervened. You are aware, from our conversation, that the Government are prepared to carry into effect the arrangement proposed by Mr. Crosbie Ward, after certain modifications (which I mentioned to you) have been made. I observe, in your note under reply, that you do not make any reference to the "Coleman Contract," of which due notice of termination has been given; and I understand that the two sums mentioned by you are those which, if agreed to, would induce the Company to enter into a contract between Wellington and Panama, similar to that purported to have been entered into by Mr. Ward, but without the conditions which I mentioned to you as objected to by the Assembly. I am not prepared, at present, to state how far it would be practicable to accede to these terms; neither can I well submit them for the consideration of my colleagues, until I am sure that we entirely understand each other.

May I request an early reply, as I leave for Wellington on Friday next?

Yours, &amp;c.,

J. RICHARDSON,  
Postmaster General.

(No. 4.)

*Captain Hall to Postmaster General.*Panama, New Zealand, and Australian Royal Mail Company (Limited),  
Sydney, Melbourne, and New Zealand.

Auckland, 29 December, 1864.

Sir,

I have the honor to submit concisely, for your consideration, and the further elucidation of my letters of the 24th and 28th instant, the modifications in the Panama Contract to which, I believe, this Company will consent.

- 1st. Waiving the inter-provincial services therein stipulated to be performed at certain rates, and likewise clause 27, the Company to perform the mail service as per contract, between Panama and Sydney, and *vice versa*, for the sum of £95,000 per annum.
- 2nd. If a ten knot service be required, the amount to be £120,000 per annum.
- 3rd. Also to forego the "Coleman Contract," on condition of carrying on the mails and passengers (North and South) from Wellington on certain agreed terms, and having one inter-colonial service, Sydney and Wellington, or Sydney and Auckland.

I may observe that the amounts payable for these services performed are not additions to the cost of the Panama line, and the object in desiring to secure them is principally to carry out the whole scheme more completely, and to have a definite employment for the vessels which have been prepared, at a large cost, for these supplementary services.

As

As an unexpected delay has occurred in the ratification of the contract, causing considerable loss to the Company, from the vessels now built being in the interim unemployed, it is confidently hoped that the extra lines, viz., 1 East Coast, and 1 West Coast ("Ashley" and "Airedale"), now being worked by this Company, will not be determined whilst negotiations are pending, until November, 1865; and that within a reasonable time after that date as may be absolutely necessary for the Company to commence the Panama line, and for the Government to make new arrangements, consequent upon the Panama service—say not later than January 1st, 1866—all the Company's lines now in operation may continue to be performed as at present.

I need scarcely say that it is the Company's interest to commence operations at the earliest possible period after the terms are finally agreed upon.

I have, &c.,  
JOHN VINE HALL.

(No. 5.)

*Captain Hall to Postmaster General.*

Panama, New Zealand, and Australian Royal Mail Company, (Limited),  
Sydney, and New Zealand.

Auckland, 29 December, 1864.

Sir,

I send, accompanying the letter (which I trust is sufficiently explicit), a proposal for the consideration of Government, which I would submit is but fair and reasonable, and will certainly not be taken advantage of by us.

The sooner the Company can receive a satisfactory reply from the New Zealand Government, the sooner can they complete their preparations.

It was in England confidently anticipated that the Atlantic telegraph will now be a success. If so, New Zealand, by the Panama scheme, will be brought within forty days of England.

I trust sincerely some satisfactory arrangement may be arrived at.

Another proposal might (it has just struck me) meet all views. Expunge "Coleman Contract" altogether, say £100,000 instead of £95,000, and extend the five years to seven. I would advise this, but I do not believe the Company could make ends meet by any further concession.

I have, &c.,  
JOHN VINE HALL.

(No. 6.)

*Postmaster General to Captain Hall.*

Auckland, 30 December, 1864.

Dear Sir,

In acknowledgment of your letter of yesterday's date, I have the honor to state that there is now no misapprehension of your views, though I cannot see how an arrangement can be effected should the Company adhere to the sums stated.

I shall lose no time in endeavouring to ascertain what amount of assistance I may reasonably hope to receive from the different Provinces, and from the Australian Colonies; and having ascertained this, I shall be prepared to address you more definitely at an early date.

With respect to the concluding paragraph of your letter, I would state that there is no intention on the part of the Government to determine the contracts during the recess. More than this I am not in a position to promise, but this, at least, I consider to be but an act of justice to the Company.

Yours, &c.,  
J. RICHARDSON.

(No. 7.)

*Captain Hall to Postmaster General.*

Wellington, 6 February, 1865.

Sir,

I beg herewith to hand you extracts from my last advices from the Directors of the Panama, New Zealand, and Australian Royal Mail Company, which I think will shew I have now sufficient power to treat with the New Zealand Government on the Panama question.

I submit also another proposal, with a view to settle the modifications of the contract.

I have, &c.,  
JOHN VINE HALL.

(Enclosure in No. 7.)

Panama, New Zealand, and Australian Royal Mail Company,  
41 Moorgate-street, London, E. C., 25 November, 1864.

Dear Sir,

As your frequent intercourse with the Board during your recent visit to this country, has enabled you to understand thoroughly their views in reference to the contract, it is unnecessary for me to write you at any length on the subject. The Directors are, of course, entertaining the hope that the contract will be adopted in its entirety; but should the General Assembly concur in the views of the Government respecting the proposed modifications, and make it a *sine qua non* that some, if not all of them, should be carried out, it will be for you to determine, after discussion of the various points with the Government, what concessions or compensation should be demanded on the part of the Company.

The Directors, however, are quite prepared, as has already been intimated to you, to leave the settlement of the question in your hands, being convinced you will exert all your influence and best energies to bring about such an arrangement as would receive their immediate approval and confirmation.

I have, &c.,  
JAMES WORLEY,  
Secretary.

True Copy,  
R. S. LEDGER.  
J. V. HALL.

(No. 8.)

(No. 8.)

*Captain Hall to Postmaster General.*Panama, New Zealand, and Australian Royal Mail Company, (Limited).  
Wellington, 6 February, 1865.

Sir,

On the 29th December last, I had the honor of addressing you on the subject of the Panama Service, stating, as nearly as I was able to (unofficially), what modifications in the contract the Directors would be disposed to adopt, to meet the views of the Government of New Zealand.

I have by the last mail received a communication from the Directors of this Company, which authorizes me to treat with the Government on this subject, and states the terms on which the Directors are prepared to waive certain advantages contained in the Panama contract.

- 1st. The Company will perform the service between Panama and Sydney, at the speed mentioned in the contract, for £92,000 per annum, and if extended to eight instead of five years, £87,000.
- 2nd. If a ten knot service between Panama and Wellington, and not less than eight knots on to Sydney, £112,000; and if extended to eight years, instead of five, the sum to be £107,000.
- 3rd. If the above terms are accepted, the Directors agree to waive the "Coleman Contract," the right to the inter-provincial services mentioned in Mr. Ward's contract, and the so-called monopoly.

I have, &amp;c.,

JOHN VINE HALL,  
General Manager, P. N. Z. and A. R. M. Company.

(No. 9.)

*Postmaster General to Captain Hall.*

An agreement to be made with Captain Vine Hall, as Agent for the Inter-colonial Royal Mail Company, upon the basis of the Secretary's letter of the 26th June, 1864, subject to modifications as follows:—

- The rate of speed to be  $8\frac{3}{4}$  knots, instead of 10, the subsidy being £80,000, instead of £100,000. But if at any time within two years, the Government desires to increase the rate of speed to ten knots, so as to bring Sydney within four months' course of post, with two days' stay at Sydney, the subsidy in the latter case to be £100,000.
- The bonus under section 7 of the contract, to be diminished.
- The charge for passengers to be fixed according to the Secretary's letter of the 12th November, 1863.
- Port of call to be fixed at Wellington.
- The contract to be dependent on the postal service being established through to England.
- The contractor's penalty, under clause 29, to be increased.

J. RICHARDSON,

Postmaster General.

Wellington, 9 February, 1865.

(No. 10.)

*Captain Hall to Postmaster General.*

Wellington, 10 February, 1865.

Sir,

I have the honor to acknowledge receipt of your proposal of agreement of yesterday's date, based upon Mr. Worley's letter of June 26th, 1864, to Mr. Reader Wood.

In reply, I beg to submit that this letter is but an inquiry for "the guidance of the Board," and the £100,000 therein named, applies only to the service of thirty days between Panama and Wellington, and thence to Sydney. In this opinion I am confirmed, not only by my own impressions of discussions on the subject, but by recent advices from the Secretary of the Company. In a letter of October 25th, 1864, he says: "If these conditions, (preference clause, &c.) were waived, it is thought that £95,000, or £100,000, should be asked, if allowed thirty days for the voyage between Wellington and Panama, &c.;" and my letters by last mail fully bear out this view. I therefore regret that I cannot, on the part of the Company, consent to the proposed arrangement, being satisfied that the subsidy named is much below the minimum at which, after a careful consideration of the subject, the Directors believe the service can be carried on, after giving up all the material advantage of the contract.

The proposal to change the slower service to the quicker one will be agreed to.

The reduction of bonus might (in the slower service, especially) amount to a considerable sum, which would be too great a concession without some equivalent.

The fixed charge for passengers, as it appears to have been at one time assented to, may be adopted. The port of call, as proposed.

The clause relating to that part of the service beyond Panama being entirely new matter, I consider it out of my province to discuss, but I am of opinion, that the arrangements which the Peninsular and Oriental Company have with the Imperial Government, respecting the transit of the Isthmus of Suez, would be the rule in this case, and to which I apprehend the Company would not object.

The last clause—*increase of contractor's penalty*—I will agree to, making the amount £6,000, instead of £4,000, for the whole penalty; but upon this head I would observe that, from the consistent action the Company have maintained from first entering upon the contract, to the present time, there is little necessity for this, seeing also, that they have voluntarily increased the size of the larger ships one-fifth, and propose using vessels of double the stipulated tonnage, &c., for the inter-provincial services, at an extra prime cost of some £80,000, and an annual one of £20,000.

With a sincere desire now to see the Panama question settled, I venture to make the following modification in the proposals submitted in my letter of the 6th instant, to which I beg to refer.

- 1st. The Company to perform the service between Panama and Sydney, and *vice versa*, as per contract, for the sum of £90,000 per annum; if extended to seven years, £85,000 per annum.
- 2nd. If a ten knot service be required between Panama and Wellington, and not less than eight knots between Wellington and Sydney, £110,000 per annum; if extended to seven years, £105,000 per annum.
- 3rd. Coleman Contract, inter-provincial services, and clause 27, waived.
- 4th. The bonus. (sec. 7) may be diminished one-half, on the condition that the penalties, (clause 11) be reduced in like proportion; and further, as this would be no equivalent that the services now performed by this Company shall be continued in the spirit of the last clause of Mr. Ward's letter, 17th December, (No. 62.) *i. e.*, until the commencement of the Panama Service, at the date that may be agreed on. In fact, in any case, this is to be considered part of the arrangement.

I

I trust that the present propositions may be satisfactory to the Government, particularly as I have now submitted the extreme limits given me by the Directors.

I have, &c.,

JOHN VINE HALL,  
General Manager, P. N. Z. & A. R. M. Company.

(No. 11.)

*Postmaster General to Lord Claud Hamilton.*

General Post Office,  
Wellington, 9 March, 1865.

My Lord,

I have the honor to inform you, that immediately preceding the departure of the last mail, certain preliminary articles of agreement for a mail service, between Panama and Australia, were duly signed by myself and Captain Vine Hall, a copy of which I enclose for your information, having previously provided Captain Hall with a copy, in order that he might communicate the same to you.

I am unable to write more fully on this subject by the outgoing mail, as the Government are awaiting the return of a gentleman who has been deputed to endeavour to make arrangements with the Australian Governments, for the establishment of a service which will embrace those Colonies in the proposed contract.

It is a matter of gratification to the Government, that there is an immediate prospect of an arrangement being carried out, which will be satisfactory to both the contracting parties.

I have, &c.,

J. RICHARDSON,  
Postmaster General.

[*Enclosure to No. 11.*]

It is agreed between the Government of New Zealand and Captain Vine Hall, as Agent for the Panama and New Zealand Royal Mail Steam Company, that a contract shall be forthwith entered into for the performance of the postal service mentioned in the annexed correspondence, according to the terms specified in Captain Vine Hall's letter of this date, to the Postmaster General. The contract to contain all usual and proper clauses applicable to contracts of this nature.

The correspondence referred to, consists of proposal for agreement by Postmaster General to Captain Vine Hall, dated 9th February, 1865, letter from Captain Vine Hall to Postmaster General, dated 10th February, 1865.

Signed by the Postmaster General, on behalf of the Government of New Zealand; and by Captain Vine Hall, on behalf of the Company, the 10th February, 1865.

J. L. C. RICHARDSON,

Postmaster General.

JOHN VINE HALL,  
Acting for P. N. Z. & A. R. M. Company.

(No. 12.)

*Secretary, General Post Office, to Traffic Agent, Panama.*

General Post Office,  
Auckland, 12 September, 1864.

Sir,

I have the honor, by direction of the Postmaster General of New Zealand, to request you to be good enough to inform him what are the rates of fare for passengers; the cost of transit for mails and luggage by the Panama Railway; in fact, to furnish any information which you consider would be useful in shewing the expenses involved for the above purposes in connection with a mail service between Great Britain and New Zealand *via* Panama.

I have, &c.,

G. ELIOTT ELIOTT,  
Secretary.

(No. 13.)

*Superintendent, Panama Railroad, to Secretary, General Post Office.*

Office of the Superintendent of the Panama Railroad,  
Aspinwall, (Colon), 7 January, 1865.

Sir,

I have the honor to reply to your favour of 12th September last, addressed in error to "Jno. Nelson, Esq., Traffic Agent," &c.

Passengers pay twenty-five dollars fare for passage over the Isthmus, being allowed fifty pounds of luggage free, and paying for excess five cents per pound.

Mails are charged twenty-two cents per pound.

Vessels bringing passengers and cargo and mails to this port, pay moderate charges for light-house and wharfage—at Panama a lighterage of two miles is necessary.

I think nothing more is expressly or impliedly asked in your letter.

I have &c.,

WM. PARKER,  
Superintendent, Panama Railroad.

(No. 14.)

(No. 14.)

*Secretary, General Post Office, New Zealand, to Secretary, General Post Office, London.*General Post Office,  
Wellington, 29 May, 1865.

Sir,

I have the honor, by direction of the Honorable the Postmaster General of New Zealand, to inform you that an agreement has been entered into between this Government and the Panama, New Zealand, and Australian Royal Mail Company (limited), for the conveyance of Her Majesty's mails between Great Britain, New Zealand, and Australia, *via* Panama. The contract will commence in January, 1866.

Between Great Britain and the eastern side of the Isthmus of Panama it is presumed that both the outward and homeward mails will be conveyed by the West India Royal Mail Packets; between Panama, New Zealand, and Australia, the mails will be conveyed by the packets which are subsidized by the Government of New Zealand.

As this service is of considerable importance to the Australasian Colonies generally, and one which they have anxiously endeavoured for some years past to establish, the Postmaster General of New Zealand respectfully requests the assistance of the Imperial Post Office, to carry out successfully the agreement entered into with the above Company.

So soon as a formal contract has been completed and signed, a copy thereof shall be furnished to your department.

It is understood that some charges are payable for the transit of the mail by railway across the Isthmus of Panama, as well as for lighterage at Panama; and this Government would be much obliged, and the service greatly facilitated, if Her Majesty's Postmaster General would make arrangements for the payment of these expenses, and charge New Zealand with the costs in the postal account between the Colony and Great Britain.

I have, &c.,  
G. ELIOTT ELIOTT,  
Secretary.

(No. 15.)

*Secretary, General Post Office, New Zealand, to Superintendent, Panama Railroad.*General Post Office,  
Wellington, 29 May, 1865.

Sir,

I am directed to acknowledge the receipt of your letter of the 7th January last, and to thank you for the information therein contained.

An agreement has been entered into between this Government and the Panama, New Zealand, and Australian Royal Mail Company (limited), for the conveyance of Her Majesty's mails between Great Britain, New Zealand, and Australia, *via* Panama. The contract will commence in January, 1866.

Between Great Britain and the eastern side of the Isthmus of Panama it is presumed that both the outward and homeward mails will be conveyed by the West India Royal Mail Packets; between Panama, New Zealand, and Australia, the mails will be conveyed by the packets which are subsidized by the Government of New Zealand.

A communication has been addressed to the Secretary of the General Post Office, London, requesting that an arrangement might be made by the Imperial Post Office, on behalf of this Government, for defraying the charges for the transit of New Zealand mails across the Isthmus of Panama, and also for lighterage, &c.

I have, &c.,  
G. ELIOTT ELIOTT,  
Secretary.

(No. 16.)

*Colonial Secretary, New Zealand, to Superintendent, Wellington.*

Wellington, 6 February, 1865.

Sir,

I have the honor, on behalf of the Government of New Zealand, to request that you will proceed to the Australian Colonies, with a view of obtaining the co-operation of such of those Colonies as may be desirous of participating in the advantages secured by the contract recently entered into by the New Zealand Government with the Panama Steam Navigation Company.

As you have, in frequent conversations, been fully informed of the views and wishes of the Cabinet, and as the Government places complete confidence in your judgment and discretion, it will be unnecessary for me to embarrass you by any detailed instructions.

I have, &c.,  
FRED. A. WELD.

(No. 17.)

*Superintendent, New Zealand, to Colonial Secretary, New Zealand.*Superintendent's Office,  
Wellington, 10 February, 1865.

Sir,

In reply to your letter of the 6th instant, I have the honor to intimate that I shall have much pleasure in accepting the proposed mission to Australia, and that I shall be prepared to leave by the mail steamer on the 12th.

I have, &c.,  
I. E. FEATHERSTON,  
Superintendent.

(No. 18.)

*Colonial Secretary, New Zealand, to Colonial Secretary, Queensland.*Colonial Secretary's Office,  
Wellington, New Zealand,  
11 February, 1865.

Sir,

I have the honor to inform you that the Government of New Zealand has concluded an arrangement with the Panama and New Zealand Steam Company, for the establishment of a postal service, by way of Panama, with Great Britain. Dr. Featherston, the Superintendent of the Province of Wellington, has been appointed, on behalf of the Government of this Colony, to proceed to Australia, with a view to negotiate with the respective Governments of the Australian Colonies, in order, should such be their desire,



desire, to admit them to a participation in the benefit of the service, in consideration of their contributing towards the subsidy agreed upon.

I shall be obliged by your communicating upon this subject with Dr. Featherston, as the duly authorized Agent of the New Zealand Government.

I have, &c.,

FRED. A. WELD;  
Colonial Secretary.

A similar letter was addressed to the Colonial Secretaries of Victoria, New South Wales, South Australia, and Tasmania.

(No. 19.)

*Colonial Secretary, Queensland, to Colonial Secretary, New Zealand.*

Colonial Secretary's Office,  
Brisbane, Queensland,  
18 April, 1865.

Sir,

I do myself the honor to acknowledge the receipt of your letter, dated the 11th February last, intimating that the Government of New Zealand has entered into an arrangement for the establishment of a postal service with Great Britain, by way of Panama, and stating that Dr. Featherston has been deputed, as the duly authorized Agent of your Government, to invite the co-operation of this Colony, in conjunction with the other Australian Colonies, in contributing to the subsidy payable on account of such service. The subject has been already brought under the notice of His Excellency the Governor in Council, in a memorandum submitted by Dr. Featherston, and it is presumed your Government has been made aware of the views of the Government of Queensland thereon, which have been fully communicated to Dr. Featherston.

I have, &c.,

ROBERT G. W. HERBERT.

(No. 20.)

*Colonial Secretary, New Zealand, to Colonial Secretary, New South Wales.*

Wellington, 12 May, 1865.

Sir,

Dr. Featherston having returned from his mission to Australia, has reported to me the successful issue of his negotiations with your Government in respect to the Panama contract. I avail myself of this opportunity of expressing the sincere gratification which the co-operation of New South Wales has afforded to the Government of New Zealand, and I beg to assure you that no effort will be wanting to ensure that cordiality and unity of action by which the interests of both Colonies and the success of this great undertaking may be most effectually promoted.

I have, &c.,

FRED. A. WELD.

(No. 21.)

*Superintendent, Wellington, to Colonial Secretary, New Zealand.*

Superintendent's Office, Wellington,  
1 June, 1865.

Sir,

The correspondence which I have now the honor to enclose will sufficiently indicate the results of the mission to the Australian Colonies, which you were pleased to entrust to me.

Dr. Featherston's memorandum, 10th March, 1865.

From the meagreness and paucity of the documents, you will gather that the negotiations were conducted almost entirely by personal interviews. Their history may be given in a few words.

Mr. Cowper's reply, 22nd April, 1865.

In passing through Melbourne, *en route* for Sydney, although I saw the Chief Secretary of Victoria, and explained the nature of the proposals I was instructed to submit, I intimated that, as New South Wales had always evinced the greatest interest in the Panama line, I felt bound to confer with the Government of that Colony before placing myself in official communication with the Governments of the other Colonies. I gleaned, however, that as the Ministers of Victoria had by that mail (February), in reply to Mr. Cardwell's circular despatch of the 25th November, 1864, pledged themselves to the Home Government to make Victoria responsible for the payment (on certain conditions) of a moiety of the cost of a monthly or fortnightly mail service *via* Suez, there was little prospect of their contributing towards the Panama line.

Hon. Mr. Herbert's reply, 27th March, 1865.

Nothing could exceed the cordiality of my reception by the Ministers of New South Wales. Mr. Cowper expressed very warmly his gratification that New Zealand had had the courage to take upon itself the sole responsibility of establishing the service, and frankly admitted that he did not see how New South Wales could honorably decline to join in the contract.

Dr. Featherston to Hon. J. M'Culloch, 19th April, 1865.

But he stated that there were serious difficulties in the way of their doing so at the present time. No action in the matter could be taken without the sanction of the Legislature. The finances of the Colony were in a state of grave embarrassment. The Treasurer had not yet explained his financial proposals; it was doubtful what reception they would meet with; and further, there was, on all sides, a general disinclination to increase the annual expenditure.

Hon. Mr. M'Culloch's reply, 27th April, 1865.

After repeated conferences, I sent in, on the 10th March, the memorandum, of which a copy is annexed, and a few days after, Mr. Cowper informed me that his Government were prepared to recommend to Parliament the adoption of the proposals therein contained, in their entirety.

On the 16th March Mr. Parkes asked the Colonial Secretary "Whether any proposal has been submitted to this Government by the Government of New Zealand for the establishment of a steam postal and passenger service between England and this Colony, *via* the Isthmus of Panama, and whether the Government will state to the House the particulars of any communications that may have been made, and of any decision that may have been arrived at on the subject?"

Mr. Cowper said:—"Dr. Featherston, the Superintendent of the Province of Wellington, has arrived in this Colony, duly authorized to negotiate with the Governments of the Australian Colonies, in order—should such be their desire—to admit them to a participation in the service, in consideration of their contributing towards the subsidy agreed to be given by the Government of New Zealand to the Panama and New Zealand Company, for the establishment of a postal service with Great Britain *via* Panama. Several interviews have been held with Dr. Featherston since his arrival, and a minute has been drawn up embodying a proposal which is now under the consideration of the Government. Upon a review of the proceedings of the Government and Legislature of New South Wales, which are placed on record and published, it will be seen that something like a pledge exists to co-operate in the matter; and, favourably disposed as the present Government is still to the carrying out of a postal service by way of Panama,

"it

"it is intended at an early opportunity to propose to Parliament such a contribution as will enable us to secure a share in the advantages of the contract."

Even after giving this pledge, Mr. Cowper entertained grave doubts whether it was safe or expedient to submit the question to Parliament during its present session; he felt so warm an interest in it, that he was unwilling to risk defeat upon it, and would fain have deferred its consideration till the next session, by which time he anticipated that the finances of the Colony would present a much more satisfactory aspect; and it was only at my urgent solicitations that he at length, on the 20th of April, moved, in a Committee of the House, the following Resolution:—"That in the opinion of this House, it is expedient to agree to the proposal made by the Government of New Zealand, for establishing steam postal communication with England by way of Panama."

After considerable opposition, and two divisions in Committee, the Resolution was passed by the House by a considerable majority; the numbers being 34 for, and 21 against.

On the 22nd (the day I left Sydney on my return) Mr. Cowper handed me his official reply to my memorandum of the 10th of March—a reply which I feel assured will be very gratifying and entirely satisfactory to your Government.

But this is not the only service rendered by Mr. Cowper. During the presence in Sydney of three of the Ministers of Victoria, Mr. Cowper most zealously co-operated with me in urging them either to join New South Wales and New Zealand in the Panama contract, or to accept the other proposal, that the Suez and Panama lines should be regarded as constituting one aggregate line of postal communication between Great Britain and the Australian Colonies; the services being so organized that the one should be made to alternate fortnightly with the other. We only succeeded in obtaining a promise that they would carefully consider the question, and be prepared to give me an answer on my return to Melbourne.

While these negotiations were going on in Sydney, Mr. Cowper received a letter from the Colonial Secretary of Queensland, stating that they were in treaty with a Company to establish a steam service *via* Torres Straits, and rather deprecating the New South Wales Government at present committing themselves to the Panama line. This decided me at once to proceed to Brisbane, where I arrived on the 24th March.

The Colonial Secretary and the Colonial Treasurer—the only Members at the time in town—after fully discussing the question, admitted that, even if they succeeded in establishing the Torres' Straits route, it would be only a commercial line for the almost exclusive benefit of Queensland—that while, no doubt, before many years elapsed, it would afford the most rapid telegraphic communication between the Australian Colonies and Great Britain and the East, still it was doubtful whether as a postal service it would ever benefit any of the Australian Colonies; that they fully recognized the importance of a postal alliance between Queensland, New South Wales, and New Zealand; and that the arrangement made by New Zealand for the establishment of the Panama Service appeared to them so satisfactory that they would strongly recommend the Parliament of Queensland to contribute towards it.

On my return to Melbourne I had another interview with Mr. McCulloch, and found that the views of his Government in regard to the Panama line were unchanged. In his official reply, he details at some length the grounds upon which the Government of Victoria decline (for the present, at least) to co-operate with New South Wales and New Zealand.

I am nevertheless of opinion that, as soon as the Panama line is in operation, all the Colonies will feel it for their interest to adopt the proposal for an aggregate service, each Colony contributing towards it in proportion to the number of letters annually despatched.

I did not consider it worth while to visit either South Australia or Tasmania. The former has clearly little or no interest in the Panama route, and the latter is not financially in a position to render any assistance.

I scarcely think that it can be regarded as a matter of regret that Victoria has refused its co-operation; for if she had consented to defray a third of the cost of the Panama Service, she would probably have required that New South Wales and New Zealand should each pay a third of the expense of the Suez line—an arrangement which, considered in a pecuniary point of view, would be far from advantageous to them.

The result of my mission, then, simply is that the Queensland Government is pledged to recommend its Parliament to contribute, and that the Colony of New South Wales becomes partner with New Zealand in the Panama contract, on equal terms. New South Wales will therefore have to be made a party to the contract with the Panama, New Zealand, and Australian Mail Company—will be entitled to obtain a moiety of the contributions towards the service obtained from other Colonies—of the sea postage received in England, and of the postages levied on the home correspondence of other Colonies; but upon the details of the arrangement, so far as they formed subjects of discussion between Mr. Cowper and myself, I shall be happy personally to afford the Postmaster General full information.

It only remains for me to tender my sincere thanks to your Government, for the wide discretionary powers allowed me in conducting these negotiations.

I have, &c.,

I. E. FEATHERSTON.

[Enclosure to No. 21.]

*Dr. Featherston to Colonial Secretary, New South Wales.*

Petty's Hotel, Sydney, March 10, 1865.

DR. FEATHERSTON, who has been deputed by the Government of New Zealand to confer with the several Governments of the Australian Colonies, on the subject of the contract into which it has recently entered with the Panama, New Zealand, and Australian Royal Mail Company, for the establishment of a monthly postal service between Great Britain and Australia, *via* Panama and New Zealand, begs to submit to the consideration of the Ministers of New South Wales the following statement in explanation of the contract, and with the view of obtaining their assistance and co-operation.

The contract is for a period of five years, and the service is to commence not later than the 1st January, 1866. Wellington is to be the port of call and departure in New Zealand, and Sydney the terminus of the line in Australia.

If the Company perform the service between Panama and Sydney at the rate of 8½ knots an hour, they are to receive a subsidy of £90,000 per annum. If a ten knot service be insisted on—by which Sydney will be brought within a four months' course of post, with two clear days for reply—the subsidy is to be increased to £110,000. A premium of £50 is to be paid to the Company for every complete period of twenty-four hours by which the mails shall be delivered within the contract time.

Passengers' fares between Panama and Sydney, and New Zealand and Panama, not to exceed, for chief cabin, £65 and £55 respectively.

Although New Zealand has thus taken upon itself the responsibility of establishing the Panama Service, relying on the co-operation of the Australian Colonies, and is fully prepared, under any circumstances, to carry out the contract if such co-operation be declined, yet Dr. Featherston submits that, having regard to the careful manner in which the interests of Australia have been guarded in this contract—to the desire evinced by the New Zealand Government to allow all the Colonies to participate in its benefits—and especially to the great advantages which have been secured to New South Wales by making Sydney the terminus—he is fully justified in asking that New South Wales should guarantee a moiety of the subsidy of £110,000, in the event of Victoria and the other Colonies declining to contribute, which Dr. F. scarcely anticipates, should New South Wales join New Zealand in the contract.

The

The Imperial Government having agreed not merely to convey the mails from Southampton to Colon, free of charge, but also to credit New Zealand with the sea postage of all letters forwarded by the the Panama route, the amount of the subsidy will be reduced, in all probability, to £90,000; so that if New South Wales bears an equal share of the cost with New Zealand, its contribution will still be £5,000 less than the amount appropriated by the Parliament of New South Wales in 1858 for the establishment of the Panama Service.

It should also be borne in mind, that should Victoria and the other Colonies refuse to afford any assistance, it is competent for the New Zealand Government to levy on their correspondence any rate of postage it may deem expedient, or to decline to carry their mails.

It is, however, extremely improbable that Victoria will refuse to avail itself of the Panama line, now that it is *un fait accompli*, or will decline to pay a fair and reasonable portion of the cost; thus reducing the contributions of New South Wales and New Zealand to an amount much less than they have hitherto professed their readiness to pay for the attainment of this great boon.

It is not to be understood that New Zealand has any desire to withdraw its support to the Suez line; on the contrary, in the event of New South Wales joining New Zealand in the Panama contract, Dr. Featherston is instructed by the Government of New Zealand to suggest to the Government of New South Wales the expediency of their jointly proposing to Victoria and the other Colonies, that the two lines of Suez and Panama should be regarded as constituting one aggregate line of postal communication between Great Britain and the Australian Colonies; the services being so organized that the one shall be made to alternate fortnightly with the other.

Under such a scheme, it is obvious that Victoria, New South Wales, and New Zealand, would derive almost equal advantages; for while Victoria would be the first port of call and last of departure in the Suez route, she would receive the Panama mails by a branch steamer from Wellington, about the same time as the Panama steamer would arrive at Sydney. New South Wales would reap the advantages of being the terminus of both lines, and would equally with Victoria be brought fortnightly within a four months' course of post of Great Britain. New Zealand, by the Panama line, would be the first port of call and last of departure, and its seat of Government might possibly, by running a branch steamer between Wellington and Melbourne, be brought within a four months' course of post by the Suez line.

It is confidently anticipated that not many months will elapse after the commencement of the Panama Service, before the voyage between Panama and Sydney will be performed within thirty days.

The questions which arise in respect to this proposal are,—1st, the cost of the proposed aggregate service; and 2nd, the basis upon which the apportionment of the expense is to be made, 1st, as between the Australian Colonies and Great Britain, and 2nd, as between the Australian Colonies *inter se*.

With respect to the probable cost, there is no difficulty in making an approximate estimate.

The present cost of the Suez line is	... ..	£175,000
The cost of the Panama and Sydney line will be	... ..	110,000
		£285,000
Branch steamer between Wellington and Melbourne	... ..	8,000
Probable contribution required by the Home Government, for the line between Southampton and Colon, being at about the same rate as is charged against the Colonies for the service between Southampton and Galle	... ..	7,000
Branch steamers from Melbourne and Sydney to South Australia, Queensland, and Tasmania	... ..	5,000
		£305,000

In this estimate, it is to be observed that the cost of the Suez line is taken at its present amount. The contract expires in February, 1866, and the probability is that the service will be undertaken for a much smaller sum.

With regard, then, to the basis upon which the apportionment of the expense of this aggregate service is to be made; and 1st, as between the Australian Colonies and Great Britain:—

As the benefits of the service may be safely assumed to be equally divided, it follows that the cost should also be divided equally. This has been admitted by the Imperial Government; for, in a minute of the 29th April, 1859, the Lords of the Treasury, after stating that "the Colony of New South Wales had actually appropriated a sum of £50,000 a year, for ten years, for this monthly service *via* Panama, and that their Lordships were informed by Mr. Merewether, that he had no doubt that the Colony would be prepared to take upon itself the responsibility of one half of the cost of the service," go on to say, that "considering the vast importance to the Australian Colonies, especially to New South Wales and to New Zealand, of a communication which, among other advantages, will afford them facilities of intercourse with the whole Continent of America, from which they are at present comparatively excluded," and looking to the very liberal manner in which the Government of New South Wales has come forward in support of the scheme, their Lordships are of opinion that they ought no longer to delay fulfilling the intention which they formerly announced, of inviting tenders for the Panama Service," provided that they are fully satisfied—

1. "That the amount is reasonable, and such as they would be justified in incurring;"
2. "That the times and rates of speed are such as to harmonize perfectly with the Suez Service, so as to make the two alternate fortnightly with each other;" and
3. "That the Governments of the Australian Colonies will undertake one entire half of the cost of both services, *via* Suez as well as *via* Panama, whatever that may be."

It is scarcely necessary to point out that these conditions have been fully complied with. The subsidy agreed to be paid for the Panama Service is about one-third less than the amount specified by the Lords of the Treasury as a reasonable sum. There can be no difficulty in so harmonizing the two services that the one shall be made to alternate fortnightly with the other. New Zealand has made itself liable for the whole of the Panama subsidy; and it is understood that Victoria has guaranteed a moiety of the cost of the Suez lines.

The cost of the two lines, <i>i.e.</i> , of the aggregate service, has already been estimated at	... ..	£305,000
The Imperial moiety will be	... ..	£152,500
The Colonial moiety	... ..	152,500
		£305,000

With regard to the apportionment of the Colonial moiety of £152,500, no fairer rule of apportionment suggests itself than the number of letters despatched to and from the respective Colonies.

Adopting

Adopting this rule of apportionment, the proportions between the respective Colonies may be stated as follows:—

Victoria would have to contribute 49·3 per cent.	=	£75,781
South Australia	8·2	= 12,504
New South Wales	17·9	= 27,293
New Zealand	16·3	= 24,866
Tasmania	4	= 6,100
Queensland	3	= 4,575
Western Australia	1·3	= 1,981

But, however equitable this rule of apportionment may be, it would scarcely be wise to insist upon it, should it be objected to by some of the Colonies, more especially by Victoria; for without Victoria's acquiescence this proposal for an aggregate service could not be carried out.

Dr. F., therefore, suggests that New South Wales and New Zealand, as being the two Colonies which would derive the greatest benefit from the Panama line, should each contribute (say) £32,500, so as to reduce Victoria's contribution to about £62,500. Upon such terms, Victoria would almost be compelled to fall into the arrangement; for, after the Panama line is in operation, the £35,000 at present paid by New South Wales and New Zealand towards the Suez Service, will probably be reduced to £15,000 a year, thus entailing upon Victoria a payment of £20,000 a year in addition to the £40,000 she at present pays for the Suez line; whereas, under the arrangement now suggested, Victoria's contribution to the two services, comprising a fortnightly postal communication with Great Britain, would amount, as already stated, to about £62,500 a year.

Dr. Featherston wishes it to be understood that his proposal for the aggregate service is contingent upon New South Wales joining New Zealand in the Panama contract; for, unless the two Colonies are prepared to act in complete unison in this matter, there is little or no chance of their obtaining the assistance and co-operation of the other Colonies in carrying out either the Panama or the aggregate service.

Dr. F. would further point out that, as the Lords of the Treasury have notified that the existing Suez Service will terminate next February, it is extremely desirable that no delay should occur in determining the future postal arrangements between the Colonies and Great Britain.

I. E. FEATHERSTON.

(No. 22.)

*Hon. C. Cowper to Dr. Featherston.*

New South Wales,  
Colonial Secretary's Office,  
Sydney, 22 April, 1865.

Sir,

I have the honor to enclose a copy of a resolution passed by the Legislative Assembly on the 20th instant, which was brought forward by me with the view of obtaining the opinion of the House upon the proposal contained in the memorandum which you addressed to me on the 10th ultimo.

You are aware that, in consequence of our financial difficulties, I had some hesitation whether the proposal should be submitted for consideration at the present moment; and I am therefore particularly gratified at the result arrived at by the Assembly, more especially after what has taken place between the respective Governments of New Zealand and New South Wales, during several years past.

It would, perhaps, be desirable that you should now, as I understand is your intention, proceed to Melbourne, and endeavour to obtain also the co-operation of the Victorian Government, in which I hope you will be successful.

I shall be glad to hear from you when you have ascertained whether such co-operation will be given, and I beg now to assure you that the Government of New South Wales will be prepared to do whatever may be necessary to carry out the resolution of the Assembly.

I have, &c.,

CHARLES COWPER.

[Enclosure to No. 22.]

New South Wales, No. 29, Votes and Proceedings of the Legislative Assembly, Thursday, 20th April, 1865.

8. Steam Postal Communication with England *via* Panama (Order No. 1 of Government Business):—On motion of Mr. Cowper, the Speaker left the Chair, and the House resolved itself into a Committee of the Whole, for the consideration of the propriety of agreeing to the proposal of the New Zealand Government, in reference to Steam Postal Communication with England *via* Panama.

The Chairman reported the following Resolution:—

*Resolved*:—That it is expedient to agree to the proposal made by the Government of New Zealand, for establishing Steam Postal Communication with England by way of Panama.

Mr. Cowper then moved, that this Resolution be now agreed to.

Question put.

House divided.

Ayes, 34.		Noes, 21.
Mr. Cowper,	Mr. Pemell,	Mr. Forster,
Mr. Smart,	Mr. Morrice,	Mr. Macpherson,
Mr. Arnold,	Mr. Terry,	Mr. Piddington,
Mr. Robertson,	Mr. Caldwell,	Mr. Phelps,
Mr. Darvall,	Mr. Hart,	Mr. Wilson,
Mr. Alexander,	Mr. Joseph,	Mr. White,
Mr. Parkes,	Mr. Kemp,	Mr. Lee,
Mr. Stimpson,	Mr. Neale,	Mr. Landale,
Mr. Egan,	Mr. Buchanan,	Mr. Macleay,
Mr. Graham,	Dr. Lang,	Mr. Dignam,
Mr. Hurley,	Mr. Samuel,	Mr. Cunneen,
Mr. Sutherland,	Mr. Byrnes,	Mr. Cooper,
Mr. Farnell,	Mr. Forlonge,	Mr. Osborne,
Mr. Garrett,	Mr. Josephson,	Mr. Driver,
Mr. Brown,		Mr. De Salis,
Mr. Cummings,	<i>Tellers.</i>	Mr. Pickering,
Mr. Donnelly,	Mr. Burdekin,	Mr. Mate,
Mr. Oatley,	Mr. Tighe.	Mr. Gordon,

(No. 23.)

*Dr. Featherston to Colonial Secretary, Queensland.*

Brisbane, 25 March, 1865.

Sir,

I have the honor to enclose, for the consideration of the Ministers of Queensland, a copy of a memorandum addressed by me to the Colonial Secretary of New South Wales, which will, I trust, sufficiently explain the nature of the proposals which I am authorized to submit on behalf of the New Zealand Government to the several Governments of the Australian Colonies, in reference both to the Panama Service recently contracted for by the New Zealand Government, and to future postal arrangements between the Australian Colonies and Great Britain.

As in the event of the majority of the Colonies concurring in the arrangements now submitted to them, it will, in order to give effect to them, be necessary to open up negotiations with the Imperial Government, it becomes extremely desirable that the decision of the Government of each Colony should be made known with as little delay as possible.

Believing that the interests of the three Colonies of Queensland, New South Wales, and New Zealand are, as far as postal communication with Europe is concerned, identical, I am not unnaturally anxious to ascertain the views of your Government before I leave, for I need scarcely say that, should you decide upon co-operation with New Zealand and New South Wales, such a decision will very materially strengthen my hands in negotiating with the Governments of Victoria, South Australia, and Tasmania.

I have, &amp;c.,

I. E. FEATHERSTON.

(No. 24.)

*Colonial Secretary, Queensland, to Dr. Featherston.*

Colonial Secretary's Office,

Brisbane, 27 March, 1865.

Sir,

I have the honor to acknowledge the receipt of your letter dated the 25th instant, enclosing copy of a memorandum on the newly arranged mail service *viâ* Panama, and inviting the Government of Queensland to contribute to the subsidy for its maintenance.

The whole question having received the careful consideration of His Excellency the Governor in Council, I have the honor to acquaint you that although this Government is unable, without the previously obtained sanction of the Legislature, to give any positive pledge, or to enter into any definite engagement, the proposal for a monthly service *viâ* Panama alternating with one *viâ* Suez, so as to afford fortnightly postal communication with Great Britain, is considered to be so satisfactory that it will be favourably recommended to Parliament.

It should be understood that the contribution of Queensland to the subsidy shall be in proportion to the comparative amount of its correspondence, and cannot, under any circumstances, be materially greater, in the first instance, than the sum named in your memorandum, *viz.*, £4,575. This Colony being more immediately interested in the establishment of a steam route *viâ* Torres' Straits, is obviously precluded from incurring a heavy expense on account of any other new service, although, in common with the other Colonies, it may expect to derive considerable advantage from such increased facilities of communication with America and Europe as the Government of New Zealand has now provided.

I have, &amp;c.,

ROBERT G. W. HERBERT.

(No. 25.)

*Dr. Featherston to Hon. J. M'ulloch.*

Sydney, 19 April, 1865.

Sir,

I have the honor to enclose a copy of the memorandum I recently addressed to the Honorable Mr. Cowper, explanatory of the terms of the Panama contract, and of the grounds upon which the New Zealand Government seeks the assistance and co-operation of the Governments of the several Australian Colonies.

I shall request the favour of an interview with you, on my arrival in Melbourne next week, with the view of affording you any further information you may require.

I have, &amp;c.,

I. E. FEATHERSTON.

(No. 26.)

*Hon. J. M'ulloch to Dr. Featherston.*

Chief Secretary's Office,

Melbourne, 27 April, 1865.

Sir,

Adverting to the subject of Steam Postal Service *viâ* Panama, I have the honor to inform you that your minute, dated 10th March, 1865, addressed to the Colonial Secretary of New South Wales, has been very carefully considered, and that every disposition is felt by the Government of Victoria to co-operate with the Governments of New Zealand and of the other Australian Colonies, in order that the ocean mail service may be placed on a permanent and satisfactory footing.

There are, however, several weighty reasons which render it incumbent on this Government to withhold, at any rate for the present, any promise of support to the service for which arrangements have been made between the Government of New Zealand and the Panama, New Zealand, and Australian Royal Mail Company.

In the first place, it should be stated that the Government of this Colony stands pledged to the Imperial Government to contribute, on the same terms as those of the existing arrangement, towards a service once or twice a month between Point de Galle and Sydney, or, on certain conditions, to pay one entire moiety of the cost of a service, once or twice a month, between Ceylon and Melbourne, should circumstances render such a guarantee necessary.

Even if this reason did not exist for declining, on behalf of Victoria, to accept the conditions proposed in your minute under notice, for establishing a fortnightly service alternately from Point de Galle and Panama, it is the opinion of this Government that it has yet to be proved that such an arrangement would afford to Victoria advantages at all commensurate to the sum it is proposed she should contribute in support of the scheme, namely, £62,500.

It should be borne in mind that the time allowed for the voyage from England to Melbourne, *viâ* Panama, is five or six days in excess of that allowed for the conveyance of the mails *viâ* Point de Galle, and the delays which may be expected to arise make it doubtful whether a monthly service *viâ* Panama could be worked in such harmony with a monthly service *viâ* Ceylon as to make the two alternate with each other.

On

On the other hand, the large and increasing business between this Colony and the East, the extension of the electric telegraph to Point de Galle, by which the United Kingdom and Australia are brought, with the aid of steam power, within eighteen or twenty days of each other, and the ascertained reliable nature of the service performed by the existing mail line, afford irresistible arguments in favour of the Suez and Red Sea route.

It is believed that the valuable freight in specie and bullion now carried by the mail steamers from this port to India and the East will have the effect of reducing, very materially, the amount to be paid on account of any new contract that may be entered into for a branch to Australia from the India or China line of steamers; and it is confidently expected that regular fortnightly steam postal communication with the United Kingdom and the Eastern Settlements can be secured for Melbourne, at a cost certainly not exceeding that which would be required to be paid for participation in the experimental service proposed in your minute above mentioned.

I have, &c.,  
JAMES M'CULLOCH.

(No. 27.)

*Dr. Featherston to Colonial Secretary, New South Wales.*

Wellington, 13 May, 1865.

Sir,

I have the honor to enclose you a copy of the Hon. Mr. M'Culloch's reply to my proposal that Victoria should join New South Wales and New Zealand in the Panama contract.

Although Mr. M'Culloch declines, for the reasons stated, to give, for the present, at any rate, any promise of support to the Panama line, I am still not without hope that the Government of Victoria will ultimately agree to the proposal for constituting the Suez and Panama lines one aggregate service.

I trust I may be permitted to tender you my sincere thanks for the liberal spirit in which you met me, and especially for the personal kindness I received from yourself and all the members of your Government.

I have, &c.,  
I. E. FEATHERSTON.

(No. 28.)

*Hon. F. A. Weld to Dr. Featherston.*

Colonial Secretary's Office,  
Wellington, 10 June, 1865.

Sir,

I have to acknowledge the receipt of your letter of the 1st instant, reporting your proceedings in fulfilment of your mission to the Australian Colonies, in connection with the Panama Postal Steam Service.

The Government has to express its acknowledgment of the zeal and ability with which you have so effectually discharged the duties intrusted to you.

The Honorable the Postmaster General would be glad to communicate with you, personally, with a view to further information on some details of the arrangement.

I have, &c.,  
FRED. A. WELD.

(No. 29.)

*Dr. Featherston to Hon. F. A. Weld.*

Superintendent's Office,  
Wellington, 13 June, 1865.

Sir,

I accept with much pleasure your acknowledgment of my services in Australia.

I have, &c.,  
I. E. FEATHERSTON.

*C. Wilkens, Esq., to Postmaster General, Wellington.*

Wellington, 24 October, 1865.

Sir,

I have the honor to offer to the New Zealand Government, on account of the Governor of Tahiti, by whom I am duly accredited, the sum of one hundred thousand francs, as a yearly subsidy towards the Panama Mail Steamers, provided the same call both ways, and monthly, at the Port of Papeete (Tahiti), carrying the mails for the Colony.

In accepting this proposal, it will be necessary to know its taking effect three months before, at Tahiti, to make arrangements and stop the present mail contract with the coast and Tahiti, which is now carried on by the way of Pala (Peru).

I have, &c.,  
C. WILKENS.

*E. W. Stafford to C. Wilkens, Esq.*

Colonial Secretary's Office,  
Wellington, 26 October, 1865.

Sir,

I have the honor to acknowledge the receipt of your letter of the 24th instant, offering, on behalf of the Governor of Tahiti (who has empowered you to do so), to pay the sum of one hundred thousand francs as a yearly subsidy towards the Panama Mail Steam Service; provided the vessels call both ways, monthly, at the Port of Papeete (Tahiti), carrying the mails for that Colony.

I accept with satisfaction the offer made on behalf of His Excellency the Governor of Tahiti, in so far as the New Zealand Government is concerned, provided it is ascertained, after a consideration of this proposal by the Panama Steam Company, that the mail service between Sydney and Panama would not be injuriously affected by the vessels calling at Tahiti; but, the Government of New South Wales must concur in the proposal, before it can be ratified and acted on; it is also necessary that the Panama, New Zealand, and Australian Royal Mail Company should be a consenting party to it.

I should also point out to you that the British Government has undertaken to have the mails for the Australasian Colonies conveyed free of charge to Colon, by the West India Royal Mail Steamers, it would therefore be necessary to ascertain whether that Government would undertake the same service, on the same terms, for the Government of Tahiti.

Should

Should you desire it, this Government will bring the question under notice of the Imperial Government, and favourably recommend it.

The transit expenses of mails across the Isthmus of Panama, will have to be provided for by the Government of Tahiti, in addition to the proposed subsidy to the mail steamers. These charges are 22 cents. per lb. for conveyance by Panama Railway, a moderate charge for light-house and wharfage, and the cost of a lighterage of two miles at Panama.

I have, &c.,  
E. W. STAFFORD.

*REPORT of Select Committee on postal arrangements of the Colony.*

THE order of reference to the Committee remitted to their consideration the whole of the postal arrangements of the Colony. The Committee have not had the opportunity, nor did they deem it desirable to enter into such large questions as those raised by this order at so late a period of the session; but, after having taken a considerable amount of evidence upon the Steam Postal Services of the Colony, the Committee beg to report as follows:—

1. That in the opinion of the Committee, the amount the Colony is at present paying, and is under engagement to pay for steam subsidies, is more than ought to be devoted to these objects.
2. That the Committee find that the late Government have renewed the contract for all the services at present performed by the Inter-colonial Company, and that those services cannot be dispensed with or altered until after 1st June, 1866, without the consent of the Inter-colonial Company. Contracts have also been entered into with the New Zealand Steam Navigation Company for the continuance until 1st February, 1866, of the inter-provincial services now performed by that Company.
3. That the Committee cannot under these circumstances see how any immediate reduction can be made in the amount payable for steam service, but recommend that the Government should take the earliest opportunity to effect a reduction in this item without discontinuance of the present inter-colonial lines.
4. The Committee would also direct the attention of the Government to the proposal made by the Tahitian Government, that the Panama steamers should call at Tahiti; and the Committee deem it their duty to express their opinion in favour of the proposal, and to recommend it to the consideration of the Government.
5. The Committee beg to annex a memorandum supplied by Captain Vine Hall, relative to the proposed time-tables for the Panama Service, and they deem it their duty to direct the attention of the Government to the fact that the time-table cannot be arranged so as to give New Zealand and New South Wales the advantage of an intermediate service with that now in operation by way of Suez unless an alteration can be effected in the time of the arrival of the Royal West India Mail Company's boats at Colon, and the Committee would request the attention of the Government to this important question before arranging any permanent time-table for the Panama Service.

T. RUSSELL,  
Chairman.

*John Vine Hall to Chairman of Postal Committee.*

Panama, New Zealand, and Australian Royal Mail Company (Limited).  
Sydney and New Zealand.

Wellington,  
24 October, 1865.

Sir,

I beg to hand in a memorandum, as requested, on the Panama Service.

I would respectfully submit, that it is very desirable that not only the time-table, but that the principal points of the contract should be taken into consideration without further delay, so that I may be able to forward advices of the same by this mail.

I have, &c.,  
JOHN VINE HALL.

*Memorandum on the Panama Route, with Time-tables, &c., for the Postal Committee.*

24 October, 1865.

THE dates of the arrivals at and departures from Colon, of the Royal West India Mail Steamers, must govern the time-tables for the Panama Service; and taking them as they are fixed at present, the following tables will shew what choice there is, in order to make the most desirable arrangements.

The steamers carrying the mails for Colon (Isthmus of Panama) leave Southampton on the 2nd and 17th each month, and arrive at Southampton 14th and 29th each month.

	Southampton.....	Departure	2nd	or	17th	
	Colon .....	Arrival	23rd	„	8th	
	Panama .....	Departure	25th	„	10th	
	Wellington .....	Arrival	22nd	„	7th	
		Departure	23rd	„	8th	
15 days...	{ Sydney .....	Arrival	30th	„	15th	} 15 days.
	{ Do. ....	Departure	15th	„	30th	
	Wellington .....	Arrival	22nd	„	7th	
	Do. ....	Departure	23rd	„	8th	
	Panama .....	Arrival	20th	„	5th	
	Colon .....	Departure	22nd	„	7th*	
	Southampton.....	Arrival	14th	„	29th	

In my letter of September 1st to the Honorable the Postmaster General, I suggest the first of these two schemes, because Sydney would thereby have about fifteen days for replies, and the Panama steamer might bring the Suez mail as long as the present monthly arrangement is continued. Should the weekly system for the Suez mail as proposed be adopted, it will be useless to attempt to make the Panama monthly service correspond with it, which will be a great inconvenience, as the combination of the two services would much facilitate and increase postal communication with England.

If the second scheme of dates be adopted, Sydney would probably object that the arrival of the outward mail was coincident with that *via* Suez, although in relation to New Zealand it would be preferable, as the arrival at Wellington would be some fourteen days before the Suez mail outward, and the departure would be about a week in advance of that homeward.

In

\* Packets leave on 6th when previous month has thirty-one days.

In the first scheme, the Suez and Panama mails would reach Wellington about the same day, and the homeward Panama mail would be about a week after that by Suez.

With reference to the proposition of the Tahitian Government, for the Panama steamers to call there, the points to be considered are, that the distance is increased by one day's run, and one day would be required for stay at Tahiti. The extra cost to the Company would be twenty-four steaming days more per annum, costing about £3,000, and there might be a higher premium of insurance. The only objection to calling at Tahiti, in a nautical point of view, is the risk incurred in running through the low islands in its neighbourhood. What the amount of such risk is I am not qualified to determine, not having been there. It might not be so much as it appears. Should either of the tables be adopted, the only effect upon them would be leaving Sydney and Wellington two days earlier, and arriving as much later, reducing Sydney interval from fifteen days to eleven days.

The calling at an intermediate station like Tahiti would have, on the other hand, the advantages of adding certainty to the performance of the long sea passage, affording opportunity for making good defects, procuring fresh provisions, giving an agreeable break to the voyage, and of opening up commercial intercourse with the islands of the Pacific and New Zealand.

JOHN VINE HALL.

No. 8.

Memorandum of Acting Secretary, Post Office, Sydney, respecting Steam Postal Time-tables.

Taking the first table herein proposed as being, for obvious reasons, the more suitable for New South Wales, and comparing it with the present table for the Suez line, the following will be the result:—

<i>Viâ Panama.</i>	<i>Viâ Suez.</i>
Southampton—dep. 2.	London <i>viâ</i> Southampton—dep. 20.
Sydney—arr. 30.	„ Marseilles—dep. 26.
(58 days.)	Sydney—arr. 14.
Sydney—dep. 15.	(49 & 55 days.)
Southampton—arr. 14.	Sydney—dep. 22.
(59 days.)	London <i>viâ</i> Marseilles—arr. 14.
	„ Southampton—arr. 19.
	(53 & 58 days.)

It will be seen that, according to this table, the homeward mail from Sydney *viâ* Panama would be of little use to New South Wales and England, as, although leaving seven days before, it would arrive in London only on the same day as the mail *viâ* Suez and Marseilles.

It would, however, anticipate the Suez mail *viâ* Southampton by five days, and in this would, I think, consist its only advantage.

Moreover, the outward mail from London would, as a *means of reply* to the inward one, be useless, as the latter, arriving on the 14th, would be replied to by the Suez route, the mails by which leave on 20th and 26th.

At Sydney, the intervals for replies would, I think (with a bi-monthly mail), be inconveniently long (15 days).

It will further be observed that, so long as the time now proposed be occupied on the voyages *viâ* Panama, it will not be possible, even supposing the Colonies to have the power of arranging the time-tables on both sides of Panama, to give a *fortnightly* communication between New South Wales and England, and to allow a *reasonable* time at each end for reply.

In the event, however, of the Colonies *being enabled* to arrange the tables right through, and supposing the period to be occupied on the Panama route to be the same as now proposed, the following would appear to be the time-table best suited to New South Wales:—

Southampton—dep. 5.—Suez route leaves 20th and 26th.
Colon—arr. 26.
Panama—dep. 28.
Wellington—arr. 25.
„ —dep. 26.
Sydney—arr. 2.—Suez route arrives 14th.
„ —dep. 5.—Suez route leaves 22nd.
Wellington—arr. 12.
„ —dep. 13.
Panama—arr. 10.
Colon—dep. 12.
Southampton—arr. 3.—Suez route arrives 14th and 19th.

To this table there are at least two objections.

1st. The length of time the steamers would be detained at Panama.

2nd. The shortness of the time allowed at London and Sydney, between the times of arrival and departure, which would materially lessen the chances of parties being able to reply; but, unless a shorter time could be occupied on the voyage, I fear that some objections (and the above appear the least serious) must exist to any time-table that can be framed.

S. H. L.  
16/11/65.



## No. 9.

COLONIAL SECRETARY, WELLINGTON, to COLONIAL SECRETARY, NEW SOUTH WALES.

Colonial Secretary's Office,  
Wellington, 18 January, 1866.

SIR,

With reference to my letters, No. 216, of the 20th October last, and No. 218, of the 27th October last, on the subject of the Steam Postal Service between Great Britain, New Zealand, and New South Wales, *viâ* Panama, to which letters I have not yet received any reply, I have the honor to request that I may be informed of the action taken or proposed to be taken by the Government of New South Wales. This information is requested in order that the necessary arrangements may be made, especially in reference to the Time-table of arrival and departure of the steamers, which will require to be settled as soon as possible, in view of the early commencement of the service.

I have, &c.,  
JAS. PATERSON,  
(For the Colonial Secretary.)

## No. 10.

H. LAWSON, Esq., to COLONIAL SECRETARY.

Panama, New Zealand, and Australian Royal Mail Company, (Limited),  
Sydney, Melbourne, and New Zealand.  
Sydney, 2 February, 1866.

SIR,

I have the honor to inform you, that by the mail received last month, the General Manager is advised by the Secretary, with reference to the commencement of the Panama Mail Service, that there is "no reason whatever to doubt that we shall have at least two ships on the station by May, and the others not later than June or July."

The "Ruahine"—the first ship built for the line—has been for some time past engaged on contract mail service, and has given every satisfaction by her performances on one of the trunk routes of the West India Royal Mail Company's line.

Satisfactory progress is being made with the three other steamers, built and being fitted for the Panama Service.

I have, &c.,  
H. LAWSON,  
Sub-Manager.

## No. 11.

H. LAWSON, Esq., to POSTMASTER GENERAL.

Panama, New Zealand, and Australian Royal Mail Company, (Limited),  
Sydney, Melbourne, and New Zealand.  
Sydney, 6 February, 1866.

SIR,

In accordance with the wish you expressed at the interview you did me the honor to favour me with, when I called upon you by desire of the General Manager, who is just now absent from the Colony, with reference to the arrangement of the dates for the Panama Service, I now beg to hand you copy of the dates submitted by Captain Vine Hall to the late Postmaster General for his consideration, and take this opportunity of requesting that they may be adopted *pro tem*.

As I mentioned at the interview referred to, by the mail last month, the General Manager is advised by the Secretary, that there is "no reason whatever to doubt that we shall have at least two ships on the station by May, and the others not later than June or July."

The Secretary further states, that "the West India Royal Mail Company agree to run their steamers direct between St. Thomas and Colon, instead of *via* Haiti and Jamaica, if the Post Office authorities will assent to this change of route, as it is believed they will. By this means the trip will be shortened about 300 miles, two stoppages will be avoided, and consequently the time between the Isthmus and St. Thomas will be reduced to two days, thus making the time for the through voyage between England and New Zealand only 48 days."

Should any further information be required, I will do myself the honor to wait upon you.

I am, &c.,  
H. LAWSON,  
Sub-Manager.

[Enclosure

[Enclosure in No. 11.]

If Tahiti be not called at.

Southampton .....	departure, 5th.
Colon .....	arrival, 26th.
Panama .....	departure, 28th.
Wellington .....	arrival, 25th.
Do. ....	departure, 26th.
Sydney .....	arrival, 2nd.
Do. ....	departure, 5th.
Wellington .....	arrival, 12th.
Do. ....	departure, 13th.
Panama .....	arrival, 10th.
Colon .....	departure, 12th.
Southampton .....	arrival, 3rd.

If steamers call at Tahiti, the above table would not suit. In this case the following seems the best :—

Southampton .....	departure, 2nd.
Colon .....	arrival, 23rd.
Panama .....	departure, 25th.
Wellington .....	arrival, 22nd.
Do. ....	departure, 23rd.
Sydney .....	arrival, 30th.
Do. ....	departure, 11th.
Wellington .....	arrival, 18th.
Do. ....	departure, 19th.
Panama .....	arrival, 16th.
Colon .....	departure, 18th.
Southampton .....	arrival, 9th.

The above does not allow the extra time required for calling at Tahiti.

H. Lawson, Esq., to Postmaster General, New South Wales.

Panama, New Zealand, and Australian Royal Mail Company, (Limited),  
Sydney, Melbourne, and New Zealand.

Sydney, 12 February, 1866.

Sir,

I exceedingly regret to find that the Time-table enclosed in my letter of 6th instant was not a copy of the one submitted to the late Postmaster General by Captain Hall, and respectfully beg to be allowed to withdraw it and tender the one enclosed herewith.

I have, &c.,  
H. LAWSON.

PROPOSED DATES FOR PANAMA SERVICE.

Southampton .....	Departure, 2nd	or	17th.
Colon .....	Arrival, 23rd	"	8th.
Panama .....	Departure, 25th	"	10th.
Wellington .....	Arrival, 22nd	"	7th.
Do. ....	Departure, 23rd	"	8th.
Sydney .....	Arrival, 30th	"	15th.
Do. ....	Departure, 15th	"	30th.
Wellington .....	Arrival, 22nd	"	7th.
Do. ....	Departure, 23rd	"	8th.
Panama .....	Arrival, 20th	"	5th.
Colon .....	Departure, 22nd	"	*7th.
Southampton .....	Arrival, 14th	"	29th.

No. 12.

COLONIAL SECRETARY, NEW SOUTH WALES, to COLONIAL SECRETARY, NEW ZEALAND.

New South Wales.

Colonial Secretary's Office,  
Sydney, 15 February, 1866.

SIR,

I have the honor to acknowledge receipt of your letter of January 18th, calling attention to former letters of October 20th and 27th, to which you had not yet received any reply, and desiring to be informed of the action taken, or proposed to be taken, by this Government, on the subject of the Steam Communication Service between Great Britain, New Zealand, and New South Wales, *via* Panama.

2. The enclosures in your former letters place this Government in possession of a copy of an Act to amend the Panama Mail Service Act of 1864, passed by the Parliament of New Zealand; and also copies of other papers on the subject, including a letter from the accredited Agent of the Government of Tahiti, offering a subsidy of 100,000 (one hundred thousand) francs for the steamers to call at the port of Papeete on both passages.

3.

\* Packets leave on 6th when previous month has thirty-one days.

3. I have to inform you that steps will be taken, without delay, to carry out the arrangement already sanctioned by the Legislative Assembly of this Colony.

4. With reference to the proposal that the mail steamers should call at Tahiti, it does not appear to this Government that any advantage could be derived from such an arrangement commensurate with the loss of time that would be sustained. I do not, however, express a final decision on the proposal made by the Tahitian Government.

5. In the course of a few days I will address you more fully on the subject, communicating to you the views of the Government of New South Wales on the adjustment of the Time-table, and other points necessary to be determined before the arrangement can be completed.

I have, &c.,  
HENRY PARKES.

No. 13.

SUB-MANAGER, P. N. Z. & A. R. M. COMPANY, to COLONIAL SECRETARY.

Panama, New Zealand, and Australian Royal Mail Company,  
Sydney, Melbourne, and New Zealand (Limited).

Sydney, 20 February, 1866.

SIR,

I have the honor to enclose copy of Time Table for the Panama Mail Service, received by this month's mail, and to observe that the Secretary of the Company advises the General Manager that, "in consequence of the establishment of the service across the Pacific (*i.e.* this Company's service), and certain difficulties which the Royal Mail Company experienced in the working of their inter-colonial lines in the West Indies, some important modifications have recently been made, in virtue of which, the steamers performing that portion of the service between St. Thomas and Colon (Aspinwall), will *once* a month run *direct* each way between those two places, instead of *via* Haiti and Jamaica, thus saving *twenty-four hours* on the outward, and *thirty-six hours* on the homeward voyages. The *second* service performed during the month will be continued as before. The *direct* service connect with the main line steamers leaving Southampton on the 2nd, and arriving on the 14th; and therefore the through service to New Zealand and Sydney will be as follows:—

" OUTWARD.

" Leave Southampton on the	2nd,	at 6 P.M.
" Arrive St. Thomas	"	17th.
" Leave	"	18th.
" Arrive Colon	"	22nd.
" Leave Panama	"	24th.
" Arrive Wellington	"	21st.
" Leave	"	23rd.
" Arrive Sydney	"	30th.

" HOMEWARD.

" Leave Sydney	on the	16th.
" Arrive Wellington	"	23rd.
" Leave	"	24th, evening.
" Arrive Panama	"	21st.
" Leave Colon	"	23rd.
" Arrive St. Thomas	"	28th, 9 P.M.
" Leave	"	29th.
" Arrive Southampton	"	14th.

"Inquiries have been made of the Board of the Royal Mail Company, as to whether their arrangements could not be reversed, so as to make the direct vessel for St. Thomas leave Colon on the 8th, instead of the 23rd; but they stated most emphatically that this could not possibly be done.

"The Board conclude that, whatever alterations may be made as regards the dates of sailing from Sydney and New Zealand, the date of the departures from Panama may be considered finally settled, but making it the 24th instead of the 25th, as the Royal Mail Company's steamer will arrive at Colon a day earlier. We shall therefore book passengers and cargo *per* the Royal Mail Company's vessel leaving Southampton on the 2nd June, and thus the first departure from Panama will be the 24th *idem* by one of this Company's new ships, which will be ready to leave London about the end of March for Panama."

The "Ruahine" has just returned from the West Indies, where she has performed the mail service in a very satisfactory manner; she is to sail for Australia on the 20th February.

As requested, I beg to enclose information as to our new ships, and also the traffic to and from Panama, with particulars of operations of other Steam Companies having lines converging at Panama.

I have, &c.,

H. LAWSON,  
Sub-Manager.

P.S.—I have had great pleasure in furnishing you, according to your request, with the enclosed information respecting the Panama lines, &c., obtained from different sources, which I believe to be reliable, and which is all the information upon the subject which I possess up to this time.—H.L.

[Enclosure

[*Enclosure in the foregoing.*]

PANAMA SERVICE TIME TABLE.

*Outward.*

Leave Southampton, on the	2nd, at 6 P.M.
Arrive St. Thomas	" 17th.
Leave "	" 18th.
Arrive Colon	" 22nd.
Leave Panama	" 24th.
Arrive Wellington	" 21st.
Leave "	" 23rd.
Arrive Sydney	" 30th.

*Homeward.*

Leave Sydney	on the 16th.
Arrive Wellington	" 23rd.
Leave "	" 24th, evening.
Arrive Panama	" 21st.
Leave Colon	" 23rd.
Arrive St. Thomas	" 28th, 9 P.M.
Leave "	" 29th.
Arrive Southampton	" 14th.

INFORMATION RELATING TO THE PANAMA SERVICE, &c., &c.

The Panama, New Zealand, and Australian Royal Mail Company (limited) will have the following first class steam-ships ready for the new mail service, Sydney to Panama:—

" Ruahine".....	1,500 tons.	450 h.p. nominal.
" Kiakora".....	1,500 "	450 " "
" Mataura".....	1,800 "	500 " "
Fourth ship not yet named..	1,800 "	500 " "

They have been built by the following eminent firms:—1st., Messrs. J. Dudgeon & Co.; 2nd, Messrs. Lungley; 3rd. the Millwall Ship Building Co.; all on the Thames; and the 4th ship by Messrs. Randolph, Elder, & Co., Glasgow.

They are brig-rigged, with flush decks and top gallant fore-castle, and have accommodation for about 100 first, 100 second, with ample space for third class passengers and cargo.

There are also proper mail, specie, and post office sorting rooms.

The greatest care has been taken to have a system of thorough ventilation to all parts of the ships.

The engines are of the most improved construction, so as to secure speed and ease.

There are also two or three steam winches on each ship, to facilitate the receiving and discharging of mails and cargo.

The trial trips made, shew a speed of 13 knots, or about 15 miles an hour.

PROPOSED TIME TABLE—P. N. Z. & A. R. M. Co.—SOUTHAMPTON, PANAMA, AND SYDNEY, &c., &c.

*Outward.*

Leave.	Date.	Arrive at	Date.
Southampton.....	2nd, 6 p.m....	St. Thomas.....	17th.
St. Thomas.....	18th .....	Colon .....	22nd.
Panama.....	24th .....	Wellington.....	21st.
Wellington .....	23rd .....	Sydney .....	30th.

*Homeward.*

Sydney .....	16th .....	Wellington.....	23rd.
Wellington.....	24th .....	Panama .....	21st.
Colon .....	23rd .....	St. Thomas.....	28th.
St. Thomas .....	29th .....	Southampton .....	14th.

INTENDED FARES AND FREIGHTS.

	1st Class.	2nd Class.
Sydney to Panama .....	£55	£30
" Southampton .....	£100	£55

*Goods.*

Between Sydney and Southampton, £22 per ton.

P.S.—The above charges include transit across the Isthmus.

Between Colon and England there are two or three substantial and well established lines of steamers, of great size and superior accommodation.

The West India Royal Mail Packet Company, from Southampton to Colon on the 2nd and 17th of every month, and from Colon to Southampton on the 7th and 23rd.

The ships of the above Company run to the following islands and ports, viz.:—St. Thomas, Jamaica, Barbadoes, Trinidad, Demerara, Carthagena, Havana, Vera Cruz, Tampico, Santa Martha, Grey Town, &c.

That Company has a fleet of about twenty-five steam-ships, varying in size from 800 tons and 200 h.p., to 4,000 tons and 1,000 h.p.

The West India and Pacific Steam Ship Company trade between Liverpool and Colon, calling at and having branch steamers to the various ports in the West Indies and Mexico.

This Company's steamers leave Liverpool five times a month, of which three are direct to Colon, *via* St. Thomas.

The latter dates are the 10th, 25th, and 29th, and leaving Colon for Liverpool on the 8th, 15th, and 30th.

This Company's fleet number about twenty steamers.

There is also a French line of mail ships (steam) to and from St. Nazaire in France and the West Indies, with a branch to Colon.

The Atlantic Mail Line of steam packets to and from New York and Colon *three* times every month. These ships are of enormous size and great passenger accommodation; the traffic in which, with cargo, is immense.

The dates of these ships are, from Colon to New York on the 6th, 16th, and 26th, and arriving at Colon from New York on the 2nd, 12th, and 22nd of each month.

There

There is also an opposition line of steamers to the foregoing, running once a month each way, between Colon and New York.

The Panama Railroad Company has a line of sailing packets for merchandise, &c., between Colon and New York, which has been found quite insufficient for the traffic; consequently a new line of steamers is in course of formation, to run between the above ports.

The *Panama Star and Herald* says: "that for years past, the steamers from New York have been so overcrowded with San Francisco passengers and freight, that those for Panama have often been left behind."

On the west side of the Isthmus there are several Steam Companies.

The Pacific Steam Navigation Company's (English) ships ply between Panama and all ports of South America (West Coast), viz.:—Buenaventura, Tumaco, Pailon, Esmeraldas, Manta, Guayaquil, Payta, San Jose, Lambayeque, Caxamarea, Truxillo, Pacusmayo, Malabrigo, Huanchaco, Pallas, Santa Samanco, Casmás, Huarmey, Supé, Huacho, Chancay, *Callao*, Cerro Azul, Pisco, Chala, Islay, Llo, Arica, Písaqua, Mejillones, Iquique, Tecopilla, Cobija, Taltal, Chanaral, Caldera, Carrizal, Bajo, Huasco, Coquimbo, Tongoy, *Valparaíso*, *Tome*, Corronel, Lota Corral, Ancud, Calbuco, Port Montt.

This Company has a fleet of twenty-five to thirty ships, which call at the most important of the above ports three times a month, those of less importance twice, and the smaller places once only.

The above is a Mail Company, and has its head quarters at Panama.

The Pacific Mail Steam-ship Company (American) has a fleet of immense steamers running between San Francisco and Panama, calling at a number of ports on the Mexican coast.

They make three trips each way per month, arriving at Panama on 6th, 16th, and 26th.

The same Company has a direct line of steamers from Panama and British Columbia and Vancouver.

Their ships vary in size from 1,400 to 5,000 tons.

There is also an opposition Company to the above, Panama and San Francisco, once a month, which runs in connection with No. 5.

The Panama Railroad Company's steamers for Central America leave Panama on the 10th and 25th of every month, calling at Puna Arenas, Realejo, La Union, La Libertad, Acajutta, and San Jose de Guatemala, returning to Panama the 1st and 15th.

*Panama Statistics—1863.*

Value of imports at Panama	£11,706,495
"    exports    "	4,988,553
	£16,695,048
Weight of merchandise same year	20,627 tons.
"    American mails (letters)	422 "
"    British    "	23 "
Value of bullion and specie	\$48,382,476 gold.
"    "    "	12,439,108 silver.
Total	\$60,821,585

*Shipping Abstract.*

There are eleven or twelve large Companies of (Steam) ship owners who make Panama the centre of their operations, who own nearly 250 ships, of which, between thirty and forty leave the Isthmus every month, and a like number arrive.

No. 14.

UNDER COLONIAL SECRETARY to H. LAWSON, Esq.

Colonial Secretary's Office,  
Sydney, 22 February, 1866.

SIR,

I am directed by the Colonial Secretary to acknowledge your letter of the 20th instant, with enclosure supplying information, as requested by this Government, relating to the class, character, and passenger capacity of the steam-ships to be employed in the Mail Service between Sydney and Panama, and the various lines of steam-ships, connecting the route *via* Panama with other countries. Mr. Parkes desires me to express his thanks for your prompt attention to his request, and the pains taken to make the information full and complete.

I have, &c.,

HENRY HALLORAN.

1865.

NEW SOUTH WALES.

## ELECTRIC TELEGRAPHS.

(REPORT FROM SUPERINTENDENT.)

Presented to both Houses of Parliament, by Command.

*REPORT of the Superintendent of Electric Telegraphs, on the progress and general condition of Electric Telegraphs in New South Wales, for the years 1863 and 1864.*

*Department of Public Works.*

*Electric Telegraph Branch,*

*Office of Superintendent,*

*Sydney, 18 February, 1865.*

SIR,

I have the honor to forward, for the information of the Honorable the Secretary for Public Works, a Report shewing the progress and financial condition of the Electric Telegraph Department to the end of the year 1864.

## EXTENSIONS COMPLETED.

The extension of the Western line from Orange to Forbes, Young, and Wagga Wagga, was completed and handed over to the Government, May the 5th, 1863, and has since worked satisfactorily—having proved a valuable addition to the Southern inter-colonial lines—and has reduced the interruptions between Sydney and Victoria to a minimum, in all only amounting to six hours during the year 1864.

From Deniliquin to Hay, eighty-one and a half miles; contract price, £43 per mile, and £15 per mile for wire on existing posts from Deniliquin to Conago, a distance of twenty miles; total cost, £3,367 2s. 10d. The station at Hay was opened, 7th May, 1864.

From Braidwood to Queanbeyan, thirty-six and a half miles; contract price, £37 per mile; total cost, £1,991 6s. 10d. Queanbeyan station opened, 13th August, 1864.

From Wellington to Dubbo, thirty and a half miles; contract price, £41 10s. per mile; total cost, £1,471 10s. 9d. Dubbo station opened, 12th November, 1864.

The additional wire between Sydney and Newcastle was completed and opened 1st January, 1864; since which, the receipts at the principal stations on the Northern Line have considerably increased.

The extension from Braidwood to Araluen, fifteen and a half miles, contract price £34 per mile, is completed, and will be opened in a few days.

## LINES IN PROGRESS.

The line from Murrurundi to Mudgee, 130 miles, the contract price for which was accepted at £37 per mile, is rapidly progressing, and will be completed about the end of February, 1865. This very necessary work will connect the northern with the western circuits, and insure more regular communication with the northern stations in this Colony and those in Queensland.

A contract has also been entered into for a line from Queanbeyan to Cooma, a distance of seventy miles, at £37 15s. per mile, to be completed in four months.

The South Australian Government having, after considerable delay, at length agreed to the division of receipts originally proposed by me, viz., two-thirds to accrue to New South Wales, and one-third to South Australia, on telegrams between Sydney and Adelaide, a contract has been entered into for the construction of the direct line from Deniliquin to our western boundary, at £36 10s. per mile, to be completed in eight months, by which time the South Australian section will also be ready.

When in operation, this line will relieve the Victorian lines of the whole of the business between New South Wales and South Australia, and will greatly facilitate the transmission of messages between the two latter Colonies, as one repetition only will be necessary, instead of three as at present. I have every reason to believe that there will also be a tolerable and increasing business with the several stations on the Edward and Murray Rivers; but in the mean time, the annual amount now paid to Victoria for business which this line will take, will almost cover the working expenses of the new stations, independent of their own receipts.

#### PROPOSED EXTENSIONS.

The Select Committee of the Legislative Council on Light-houses, in 1863, recommended that lines of Electric Telegraph should be extended to the several light-houses along the coast of the Colony. With a view to the accomplishment of so desirable an object, it will be necessary to carry the present lines to the nearest convenient townships, where permanent telegraph stations, worked on the Morse system, should be established, and from which points the light-house lines might branch; for which latter, alphabetical instruments, for the sake of economy and easy manipulation, should be used.

To connect the Gabo Island light, a line from Cooma to Eden, a distance of eighty miles, *via* Merrimbula and Panbula, would be required; the estimated cost of which would be £3,750, thence to Gabo Island, thirty-five miles, about £2,000.

The Jervis Bay light could be connected by extending the present line from Kiama to Shoalhaven, with an alphabetical line from Shoalhaven to the light; the distance would be about forty miles, and the cost about £2,000.

Port Stephens light could be reached from Newcastle, at a cost of about £1,500.

The above lines would prove of the utmost value in cases of shipwreck, or vessels in distress; also, for the purpose of transmitting warning signals during severe gales or storms, and more particularly in the event of war, when immediate information could be transmitted throughout the Colonies on the approach of an enemy's vessels.

A line from Bathurst or Orange to Carcoar and Cowra might be carried out, and prove a great boon to the inhabitants of that district. I also feel satisfied that, if the residents in the neighbourhoods interested would give the usual guarantee, the sum to be made up in order to indemnify the Government would be but trifling to commence with, and in a short time would cease altogether.

#### GUARANTEED LINES.

The lines guaranteed by individuals against loss to the Government have so far proved a success, and there is little doubt that, in a short time, they will cease in any degree to be a burthen on those whose public spirit induced them to become responsible. The following table will shew the amounts required to cover the loss in the case of each guaranteed line:—

Wellington to Dubbo line ... ..	£19	16	6
Deniliquin to Hay line ... ..	20	4	2
Braidwood to Queanbeyan ... ..	2	6	1
	<hr/>		
	£42	6	9
	<hr/>		

BRANCH

## BRANCH LINES FOR PRIVATE FIRMS.

No additional lines have been erected for private firms or companies, to connect the nearest line stations with business establishments, since 1862, although several applications have been received; it having been considered necessary to amend the Telegraph Act, in order to empower the Government to undertake such works—which amendment it is proposed to submit to Parliament during the present session—when there is every reason to believe the public will avail themselves of the facilities for communicating between their several places of business and the nearest Government Telegraph Office. The Coal Companies near Newcastle and in Illawarra will derive important advantages from the connection of their collieries with their principal offices, which will be effected on the payment of a small annual rental.

## CONDITION OF THE LINES.

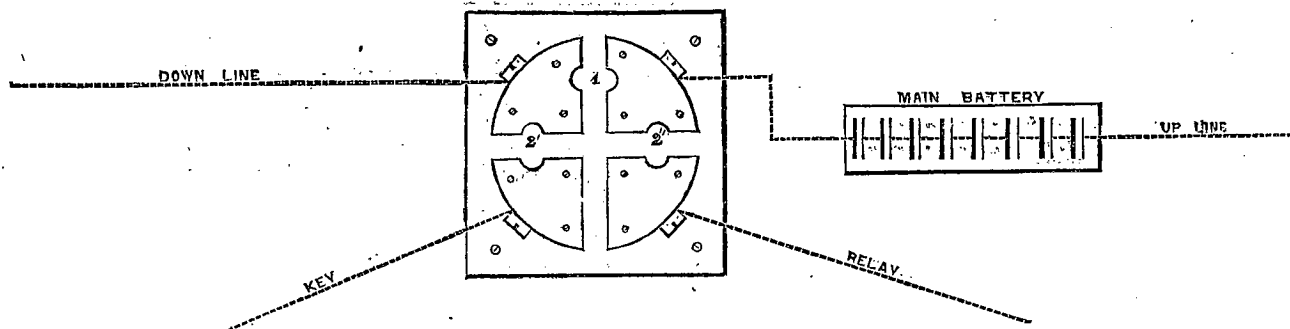
The Southern Lines have worked very satisfactorily since 1862. The Main Southern Lines have been put in thorough repair, a gang of men having travelled through from Sydney, and are now at work in the neighbourhood of Gundagai. Considering that these lines have been nearly seven years in operation, the repairs required have been trifling, beyond the clearing of overgrown scrub.

On the Western Line, between Penrith and Hartley, considerable damage has been done by the railway works; with this exception, the Western Lines have required nothing beyond the ordinary repairs.

The Northern Line, since the alterations on the southern portion, has not been so troublesome, the interruptions between Sydney and Queensland having been less frequent. On the completion of the Junction Line between Mudgee and Murrurundi, the public will seldom feel the inconvenience of delay, as there will not be more than 275 miles to the Queensland Boundary which will not be duplicated by a separate route.

The several branch lines are in good working order, and have seldom required more than the line-men have been able to manage in keeping them in repair, except the Grafton Branch, which has been washed away by the Upper Clarence at Tabulam, necessitating the removal of the line to a less dangerous crossing-place.

The lines in this Colony during the summer months appear to be much more affected by lightning than those in the neighbouring Colonies; and it frequently occurs that not only the lightning conductors; but the relay coils, are fused by the intensity of the atmospheric charges. To guard against this wholesale destruction, I have arranged a simple cutting-out switch, which completely disconnects the conductors and instruments from the line, leaving only the main battery in circuit. This plan has been found to work very satisfactorily, and has saved the destruction of many instruments, and the consequent delay of business at the several stations so visited. The following is a sketch of the cutting-out switch:—



When



When the station is cut out and the line switched through, a plug is inserted at 1: when the instrument is in circuit, plug 1 is removed, and two plugs inserted at 2' 2'.

## LENGTH OF LINES AT PRESENT IN WORK.

	Number of Miles of Line.	Number of Miles of Wire.
SOUTHERN LINES.		
Sydney to Albury ... ..	365	730
Do. to Kiama... ..	94	94
Do. to South Head ... ..	7	7
Do. to Picton... ..	53	53
Goulburn to Braidwood ... ..	54	54
Gundagai to Kiandra ... ..	99	99
Do. to Moama ... ..	271	271
Braidwood to Queanbeyan ... ..	36	36
Do. to Araluen ... ..	16	16
Deniliquin to Hay ... ..	81	81
WESTERN LINES.		
Sydney to Penrith ... ..	34	34
Do. to Wagga Wagga ... ..	387	387
Bathurst to Wellington ... ..	146	146
Wellington to Dubbo ... ..	30	30
Mudgee to Murrurundi ... ..	130	130
NORTHERN LINES.		
Sydney to Queensland Boundary ... ..	517	679
Maitland to Newcastle ... ..	20	20
Do. to Morpeth ... ..	4	4
Newcastle to Singleton ... ..	48	48
Muswellbrook to Scone ... ..	16	16
Tenterfield to Grafton ... ..	112	112
	2,520	3,047

Making a total of 2,520 miles of line, and 3,047 miles of wire, which, on the completion of the lines in progress, will be increased to 2,990 miles of line, and 3,517 miles of wire.

## RECEIPTS AND EXPENDITURE.

The receipts still shew a fair profit, although several branch lines have been constructed which, at present, do not return sufficient to cover their working expenses; but as the trade and importance of the districts which they connect with the main lines are undergoing a steady development, the lines in question are becoming remunerative.

The effects of the failure of crops, disastrous floods, and general depression of business during the last two years, are perceptible in this as well as in other branches of the public revenue.

TABLE shewing number of Messages and Receipts in 1863 and 1864.

STATIONS.	1863.		1864.	
	No. of Messages.	Receipts.	No. of Messages.	Receipts.
Sydney ... ..	40,743	£ 13,215 12 9	43,980	£ 13,865 10 9
Redfern ... ..	1,345	179 19 11	1,065	150 15 2
Parramatta ... ..	1,798	179 3 10	1,386	128 17 2
Liverpool ... ..	434	58 18 5	297	36 12 2
Campbelltown ... ..	1,242	175 3 2	803	103 2 5
Wollongong ... ..	1,289	206 7 3	1,230	187 10 8
Kiama ... ..	621	107 8 2	509	85 6 3
Picton ... ..	627	88 2 8	747	89 6 0
Berrima ... ..	511	85 12 0	440	75 12 7
Goulburn ... ..	2,742	757 7 7	2,521	646 6 11
Braidwood ... ..	1,209	380 2 7	1,487	445 5 1
Yass ... ..	1,901	474 6 9	1,690	448 5 0
Gundagai ... ..	1,032	234 11 10	1,266	343 11 5
Kyamba ... ..	80	17 17 11	199	43 1 8

## ELECTRIC TELEGRAPHS.

5

Messages and Receipts—*continued.*

STATIONS.	1863.			1864.				
	No. of Messages.	Receipts.			No. of Messages.	Receipts.		
		£	s.	d.		£	s.	d.
Albury ... ..	15,826	540	17	8	18,030	590	3	11
Tumut ... ..	900	274	11	9	874	234	12	0
Kiandra ... ..	266	88	9	2	305	105	7	9
Wagga Wagga ... ..	1,514	434	18	8	1,924	532	17	4
Urana ... ..	490	192	17	6	422	132	10	11
Deniliquin ... ..	1,923	755	13	11	2,346	860	19	2
South Head... ..	237	14	7	0	180	8	19	3
Penrith ... ..	1,480	203	13	7	1,350	184	15	3
Hartley ... ..	509	88	12	1	425	79	0	1
Bathurst ... ..	5,461	1,537	11	8	4,162	949	11	9
Orange ... ..	1,610	353	18	8	1,619	376	14	10
Forbes ... ..	3,850	1,124	1	4	1,840	563	0	5
Young ... ..	2,077	846	0	11	1,665	570	7	5
Sofala ... ..	936	158	2	10	640	103	6	9
Tambaroora... ..	1,087	207	17	6	939	193	7	3
Windeyer ... ..	409	96	0	8	298	65	5	4
Mudgee ... ..	2,770	771	0	0	2,261	552	18	10
Wellington ... ..	733	196	0	6	759	200	6	10
Windsor ... ..	1,107	202	19	4	976	137	17	5
Wollombi ... ..	115	23	2	1	117	20	14	5
Maitland ... ..	5,008	1,174	19	0	5,323	1,282	15	1
Morpeth ... ..	1,390	252	15	0	1,327	216	13	7
Newcastle ... ..	4,600	1,084	4	7	6,685	1,657	1	11
Singleton ... ..	1,940	360	2	6	1,976	344	5	3
Muswellbrook ... ..	1,010	170	4	10	1,158	178	19	8
Scone ... ..	443	84	2	5	386	74	10	3
Murrurundi... ..	875	261	16	11	695	173	0	1
Tamworth ... ..	1,054	287	10	6	842	235	13	10
Bendemeer ... ..	298	61	3	7	471	117	0	2
Armidale ... ..	3,300	459	16	3	1,509	397	18	8
Glen Innes ... ..	459	113	15	7	555	135	9	5
Tenterfield ... ..	4,197	301	3	9	7,554	278	14	11
Grafton ... ..	1,132	320	2	5	1,089	292	10	8
East Maitland ... ..	58	12	9	4	431	93	7	1
Hay ... ..	.....	.....	.....	.....	669	245	17	1
Queanbeyan ... ..	.....	.....	.....	.....	353	95	17	10
Moama ... ..	.....	.....	.....	.....	103	20	11	2
Dubbo ... ..	.....	.....	.....	.....	122	27	14	0
Rent of Bellambi Branch Line ... ..	.....	12	10	0	.....	12	10	0
Balances due from other Colonies on business ... ..	.....	370	11	8	.....	593	10	9
Due on Guaranteed Lines... ..	.....	.....	.....	.....	.....	42	6	9
	124,638	29,599	0	0	130,500	29,678	8	4

## RESULTS of Year ending 31 December, 1863.

Total cost of construction to 31st December, 1863, (not including Expenditure by Colonial Architect)	£	s.	d.	£	s.	d.
Half-salaries of Superintendent and Accountant, chargeable to construction				118,440	12	2
				500	0	0
				118,940	12	2
Revenue collected during the year 1863, viz. :—						
Value of Messages transmitted	29,215	18	4			
Rent, Bellambi Line		12	0			
Intercolonial Balances	370	11	8			
				29,599	0	0
Less—working expenses				20,449	3	9
Net profit, 7 $\frac{1}{2}$ per cent.	£			9,149	16	3

RESULT

## RESULT of Year ending 31st December, 1864.

		£	s.	d.
Total Cost of Lines in operation on 31st December, 1864, not including Expenditure by Colonial Architect ... ..		132,025	18	3
		£	s.	d.
Revenue collected during 1864 ... ..	29,623	11	7	
Contract for Bellambi Line ... ..	12	10	0	
Balances of 5 per cent. Guarantees on conditional Lines, viz. :—				
Dubbo ... ..	19	16	6	
Hay ... ..	20	4	2	
Queanbeyan ... ..	2	6	1	
	42	6	9	
	29,678	8	4	
Working Expenses, same period ... ..	22,085	1	7	
Net Revenue ... ..	£	7,593	6	9

Being net profit on cost of construction of 6 per cent. per annum.

NOTE.—There was a considerable diminution in the number and value of Government messages transmitted, but an increase in private business, during the year.

It has been frequently asserted that the present rates of charge for telegrams are too high, and that a reduction would induce an increase of business and revenue. It is natural, of course, that those who are interested in obtaining a reduction should advocate a lower charge; but, as I have shewn in a previous Report, there is nothing to warrant the assumption that the result would justify the anticipation. In further support of my opinion, I may here quote the fact that, induced by the force of competition, the English Companies reduced their scale of charges to a minimum, in the belief that they would thereby increase their receipts; but although they have the advantage of a large population to operate upon, the dividends of the leading Companies have, in consequence, been reduced from  $12\frac{1}{2}$  to  $7\frac{1}{2}$  per cent., and some Companies now pay no dividend at all.

In proportion to the population, the lines in this Colony contrast well with those in more populous countries; and it is a self-evident fact, confirmed by experience, that it is impossible to force a telegraph business where the population is limited, and where their business transactions are not of an urgent nature. Reductions have been made in their tariff by a neighbouring Colony, which resulted in considerable loss of revenue; and I feel assured it would prove suicidal to the best interests of the department, if a similar step were at present adopted here.

COMPARATIVE Table, shewing the number of Telegrams transmitted by the following Countries, in proportion to their Population; also, the number of Stations, and average number of Messages from each.

Countries.	Population.	Telegrams per Annum.	Telegrams in proportion to Population.	Length of Wire.	Number of Stations.	Average Messages per Station.
United Kingdom .....	36,000,000	*3,000,000	1 to every 12	53,000	1,375	2,182
France .....	38,000,000	*2,500,000	1 .. 15	64,300	1,301	1,921
New South Wales .....	379,000	130,500	1 .. 3	3,047	52	2,384

\* Including foreign and continental messages.

It will be seen by the above table, that in New South Wales one message is sent by every three persons, whereas in England and France it is one to twelve, and one to fifteen, respectively. The average number of messages from each station in this Colony is also greater than in either of the kingdoms above mentioned.

It

ELECTRIC TELEGRAPHS.

It has been sometimes urged that the Telegraph Service should be more immediately connected with the Post Office. This I consider quite unnecessary, and has been tried in Europe and failed. In France, Russia, Prussia, Austria, Spain, Belgium, and Switzerland, the Telegraph and Postal Services are under the respective Governments, but are in no way connected.

In Spain and France the telegraphs are under the Minister for the Interior. In Russia, Prussia, Italy, Belgium, and Switzerland, they are under the Minister for Public Works. In Austria the Administrations of the Telegraphs and Post Office were for a time united, but it was found expedient to separate them.

A great deal of jealousy has already shewn itself in this Colony, through the Country Post Offices forming portions of the telegraph buildings; and claims have actually been made by the Country Postmasters to an equal share of the stations, which, if complied with, would have been clearly unjust to the officers of this department, as not only is the major part of the cost of erection defrayed by the Telegraph Service, but the accommodation supplied (four rooms only) is calculated as part of the Station Master's salary.

I see no objection to the same number of rooms being provided for the Postmasters on the telegraph allotments, and would recommend that a sum be placed on the Estimates for that purpose, as I feel convinced that disagreements of a serious nature will occur as long as the same buildings are used by both departments.

LINES IN OTHER COLONIES.

Through the courtesy of Mr. M'Gowan, the General Superintendent of Telegraphs in Victoria, who has kindly supplied me with the following information, I am able to shew the progress of the Telegraph Department in that Colony, to the end of 1864.

The following new Offices have been opened for business in Victoria :—

Swan Hill .....14 April, 1863.	Castlemaine Railway 23 July, 1863.
Smythesdale .....18 June, 1863.	Kerang..... 6 Aug., 1863.
Moonambal .....25 June, 1863.	Colac.....27 Aug., 1863.
Ballarat Railway.. 13 July, 1863.	Camperdown ..... 6 Oct., 1863.
Sandhurst Railway 22 July, 1863.	Newstead .....29 Oct., 1863.
Red Bank.....22 Dec., 1863.	Mortlake .....17 June, 1864.
Sale .....22 Sept., 1864.	Port Albert ..... 1 Dec., 1864.
St. Arnand.....21 Jan., 1865.	

LINES IN PROGRESS.

A line is being carried from Hamilton to Casterton, from which place it is, I believe, intended to extend the line to the South Australian boundary, to join the lines in that Colony, which will form another loop-line which will be available in the event of interruptions.

Another line is in progress, from Benalla, on the North-eastern Line, to Wood's Point—a new gold field in the north of Gipps Land.

A Statement of Receipts, Expenditure, and number of Messages, for the years 1863 and 1864, is shewn, page 10.

IN SOUTH AUSTRALIA.

From Mr. Todd's voluminous and valuable Report for 1863, I find that the following Extensions were completed during the year:—From Kadina to Wallaroo, rather more than seven miles, opened, 23rd March,—total cost, £416 13s. 7d.; from Penola to Kincaig, 31 miles,—costing £1,496 11s. 5d.; Kincaig was opened on the 20th July; a station was also opened at Wellington, on 17th March; Riverton was opened in March, and Halendorf in April, 1864.

Mr. Todd appears to be unable to procure suitable timber in South Australia for durable telegraph poles, and recommends that the lines which require repairs should be re-poled

re-poled with Swan River mahogany, as the local timber will not last, on an average, more than six or seven years in the ground. Contracts, I have since been informed, have been accepted for this purpose, at 17s. 10d. per pole 23 feet long.

The long-talked-of direct line between South Australia and New South Wales is at last fairly started; and the first section, between Gawler Town and Blanch Town, on the Murray, is under construction. From Blanch Town to the boundary it is intended to carry the line direct to Overland Corner, where it will cross the river; the high cliffs on one side being made available to give sufficient elevation to the wire, so as not to interfere with the traffic on the river during floods. The length of line from Gawler Town to the boundary near the Salt Creek, will be about 160 miles.

The receipts on the South Australian lines shew a steady increase, which can be referred to at page 10.

#### IN QUEENSLAND.

The lines in operation previous to 1863 were from Brisbane to the New South Wales boundary at Maryland, a distance of 157 miles; also, a short line to Lytton, near the mouth of the Brisbane River; since which date, the following extensions have been added:—

Brisbane to Cape Moreton, 89½ miles; opened, August 2nd, 1864.

Dalby to Rockhampton, 455½ miles; opened, January 5th, 1865.

Rockhampton to Gladstone, 90 miles; opened, January 14th, 1865.

Total number of miles, 792.

#### LINES IN PROGRESS.

Broad Sound to Port Denison.—A branch line to Clermont, and a line from Hawkwood to Taroom.

I have not been favoured with any information respecting the receipts and expenditure of the lines in the above Colony, so am unable to give a detailed account, but I believe they about cover their working expenses.

#### IN NEW ZEALAND.

I have been favoured with a report from the Telegraph Engineer in this Colony, from which it appears that the Southland Provincial Government have erected a line from the Bluff to Invercargill; which line, it is recommended, should be purchased by the General Government, to form a portion of their Main Trunk Line.

From Invercargill to the Mataura River, the whole of the posts have been erected.

From Mataura to Molyneaux the contractor is busily engaged erecting poles; and between the latter place and Dunedin, the posts have been erected under a contract entered into with Mr. James M'Kenzie, by the Otago Provincial Government, which is now to be transferred to the General Government.

From Dunedin to Waitaki the posts have been erected under contracts entered into with the Otago Provincial Government; but some difficulty appears to have arisen which necessitated the transfer of nearly the whole of the poles, which had been erected in the midst of bush, and so mixed up with the poles of the private line of Telegraphs to Port Chalmers, as to render the working of either line a matter of impossibility.

Waitaki and Timaru. Posts have been deposited at points marked out by telegraph surveyor.

Timaru to Christchurch.—Most of the posts for this section have been laid along the line, and are ready for erection.

The section between Christchurch and Nelson does not appear at present to be in a very forward state, but the whole of the contracts have been let for the supply and delivery of the poles.

The distances are not enumerated in the report, and at present I am unable to state the total length of the lines in this island.

From Auckland I have little or no information, beyond the fact that there exists a military telegraph from Auckland to Drury, a distance of about forty miles.

## ELECTRIC TELEGRAPHS.

9

## LIST OF STATIONS IN EACH COLONY.

## NEW SOUTH WALES.

Sydney.	Tumut.	Wellington.	Araluen.
Redfern.	Kiandra.	Morpeth.	Moama.
Parramatta.	Wagga Wagga.	Newcastle.	Hay.
Liverpool.	Urana.	Singleton.	South Head.
Campbelltown.	Deniliquin.	Muswellbrook.	Penrith.
Wollongong.	Hartley.	Scone.	Dubbo.
Kiama.	Bathurst.	Murrurundi.	Windsor.
Picton.	Orange.	Tamworth.	Wollombi.
Berrima.	Forbes.	Bendemeer.	Maitland.
Yass.	Young.	Armidale.	Glen Innes.
Gundagai.	Sofala.	Goulburn.	Tenterfield.
Kyamba.	Tambaroora.	Braidwood.	Grafton.
Albury.	Mudgee.	Queanbeyan.	East Maitland.

Length of line—3,047 miles.

## VICTORIA.

Melbourne.	Beaufort.	Inglewood.	Footscray.
Williamstown.	Streatham.	Kerang.	Mortlake.
Geelong.	Hexham.	Swan Hill.	Chiltern.
Queenscliff.	Otway.	Gisborne.	Woodend.
Point Lonsdale.	Creswick.	Kyneton.	Taradale.
Sandridge.	Daylesford.	Castlemaine.	Werribee.
Schnapper Point.	Maldon.	Sandhurst.	Buninyong.
Cape Schanck.	Dunolly.	Echuca.	Hamilton.
Portland.	Carisbrook.	Kilmore.	Smythesdale.
Belfast.	Maryborough.	Longwood.	Ararat.
Warnambool.	Avoca.	Benalla.	Stawell.
Camperdown.	Moonambel.	Wangaratta.	Talbot.
Colac.	Red Bank.	Beechworth.	Heathcote.
Port Albert.	Clunes.	Yackandah.	Newstead.
Ballarat.	Wahgunyah.	Rutherglen.	Sale.
St. Arnaud.	Tarangulla.	Belvoir.	

Length of line—2,826½ miles.

## SOUTH AUSTRALIA.

Adelaide.	Gawlertown.	Mount Barker.	Guichen Bay.
Bowden.	Roseworthy.	Nairne.	Mount Gambier.
Alberton.	Freeling.	Woodside.	Penola.
Port Adelaide.	Kapunda.	Strathalbyn.	M'Donnell Bay.
Peninsula.	Clare.	Willunga.	Kadina.
Dry Creek.	Burra.	Port Elliott.	Wallaroo.
Salisbury.	Gumaracka.	Yankalilla.	Auburn.
Smithfield.	Glenelg.	Goolwa.	Wellington.
Hahndorf.	M'Grath's Flat.	Kincraigs.	Riverton.

Length of line—1,074 miles.

## QUEENSLAND.

Brisbane.	Durah.	Rockhampton.	Moreton Island.
Lytton.	Maryborough.	Towoomba.	Banana.
Dunwick.	Hawkwood.	Warwick.	
Ipswich.	Dalby.	Gladstone.	

Length of line—792 miles.

## ELECTRIC TELEGRAPHS.

COMPARATIVE STATEMENT of Receipts and Expenditure in New South Wales, Victoria, and South Australia.  
1863.

NEW SOUTH WALES.			VICTORIA.			SOUTH AUSTRALIA.		
CAPITAL—£118,940 12s. 2d.			CAPITAL—£222,846 5s. 11d.					
		£ s. d.			£ s. d.			£ s. d.
Messages, 124,638.	Cash receipts .....	29,599 0 0	Messages, 156,482.*	Cash receipts*.....	25,768 15 8	Messages, 86,411.	Cash receipts .....	8,429 19 1
	Working expenses	20,449 3 9		Working expenses	35,645 11 9		Working expenses	9,108 0 8
	Net revenue .....	9,149 16 3		Net loss .....	9,876 16 1		Net loss.....	678 1 7

1864.

NEW SOUTH WALES.			VICTORIA.			SOUTH AUSTRALIA.		
CAPITAL—£132,025 18s. 3d.			CAPITAL—£238,696 5s. 11d.					
		£ s. d.			£ s. d.			£ s. d.
Messages, 130,300.	Cash receipts .....	29,678 8 4	Messages, 184,441.*	Cash receipts*.....	29,121 18 1	Messages, 106,874.	Cash receipts .....	10,994 13 8
	Working expenses	22,058 1 7		Working expenses	35,978 6 3		Working expenses	9,500 0 0
	Net revenue .....	7,593 6 9		Net loss .....	6,856 8 2		Net revenue .....	1,494 13 8

\* Exclusive of O.H.M.S. business, which is not paid for in Victoria.

## THE ANGLO-AUSTRALIAN TELEGRAPH.

Since my last report on the Anglo-Australian Telegraph, in March, 1863, nothing of a definite character has been done towards the realization of this important object. The lines are gradually stretching down from the northward towards India, and appearances warrant the assumption that, with so many Imperial interests urging on the undertaking, they will soon be extended to Singapore, on their way to China and these countries respectively. Arrangements made by the Dutch Government, leave no doubt that the continuation from Singapore to Batavia will be a matter of early accomplishment. From Java to this continent, the extension of the line may be said to be the special business of those Colonies which, by geographical position, are immediately interested in this great question.

With the view of connecting the Indo-Australian cable, the Queensland lines are now steadily extending northward; and that Government, I have no doubt, will at once complete their system to the Gulf of Carpentaria; more particularly, should the South Australian Government agree to carry on the work from thence to their northern settlement at Adams Bay, Adelaide River, which would be of the greatest importance to the latter Colony.

The Queensland lines are now open as far north as Rockhampton, and are in progress of construction from thence to Port Denison, so that considerably less than 700 miles of line would place the head of the Gulf of Carpentaria in communication with the rest of Australia, leaving about 800 miles, which would cost perhaps £50,000, to be provided for by the South Australian Government, in which line they would have a double interest. The question, therefore, becomes reduced to that of the sub-marine cable from Adams Bay to Java; and as this point is one which involves no risk, either as to the security of the cable or the remunerativeness of the outlay, I would strongly recommend that (even should the South Australian Government decline to form their land portion of the line to Adams Bay, and thus shut itself out from a participation in the extension) this Colony should join with Queensland in assuming the whole interest in the construction of the line from the Albert River to its connection with the Dutch portion.

Even if formed by a Company, it will be recollected that a subsidy must be guaranteed, representing a certain return on the outlay for the line, while experience warrants the assertion that the undertaking would yield a magnificent return, which has hitherto been the case with all main trunk lines, so much so, that I have no doubt there would be little or no difficulty in obtaining contractors who would manufacture and lay the cable, and undertake the working, for a fixed annual subsidy, in the same manner as Messrs. Glass and Company are working and maintaining the Malta and Alexandria line.

Should

Should the proposition be entertained, that the three Colonies most interested at once enter into preliminary arrangements for starting the project, it will be borne in mind that not only will a large profit accrue from the sub-marine portion, but that an increased business will also be necessarily thrown upon the existing lines, which business will prove an indirect source of revenue of no small magnitude, as the proposed line will form the sole telegraphic channel of communication between Australia and nearly the whole of the World.

The Persian Gulf cable has proved a success; and it is now time for active measures to be taken, to secure to these Colonies one of the greatest boons which mankind possess, which can be accomplished without serious risk or outlay; as I am satisfied that a subsidy, after the first year, would not be required, and that the entire scheme would be self-supporting.

There is one other matter which should not be passed over, that is, the immense saving which would be effected in freights and insurance by manufacturing the cable in Australia. Instead of steam-vessels being required, provided with tanks and other expensive fittings, for the bringing out and protection of so delicate a freight, the whole of the material could be shipped in its unmanufactured state at ordinary rates in England. Of course, in such case, experienced engineers and artisans would be required, who could be sent from Europe with the material. The difference in the expense saved by these means would be at least 20 per cent. on the entire contract.

It may be urged that steam-vessels fitted up with water-tight tanks will be required, and must be brought out from England, to lay the cable: this is quite unnecessary, as there would not be the slightest difficulty in procuring suitable vessels for the purpose in this country, at a far less expense; the time occupied in coming out and returning home being saved. The tanks, paying-out machinery, and all the necessary fittings, could also be put on board in the Colony, at a very trifling additional cost.

I am still of opinion that the only satisfactory mode of initiating the preliminaries for carrying out this undertaking would, as previously recommended by me, be by a meeting of representatives from the several Colonies interested, to take place in Sydney or some other convenient place, to fully discuss the subject and bring up a joint report, recommending the best route, and the most economical plan, for the accomplishment of so desirable an object as the completion of an unbroken line of Telegraph between England and Australia.

E. C. CRACKNELL,  
Superintendent of Telegraphs.

#### APPENDIX,

Shewing the capital invested, number of messages and receipts, from the opening of the first lines in New South Wales, in 1858, to the end of the year 1864.

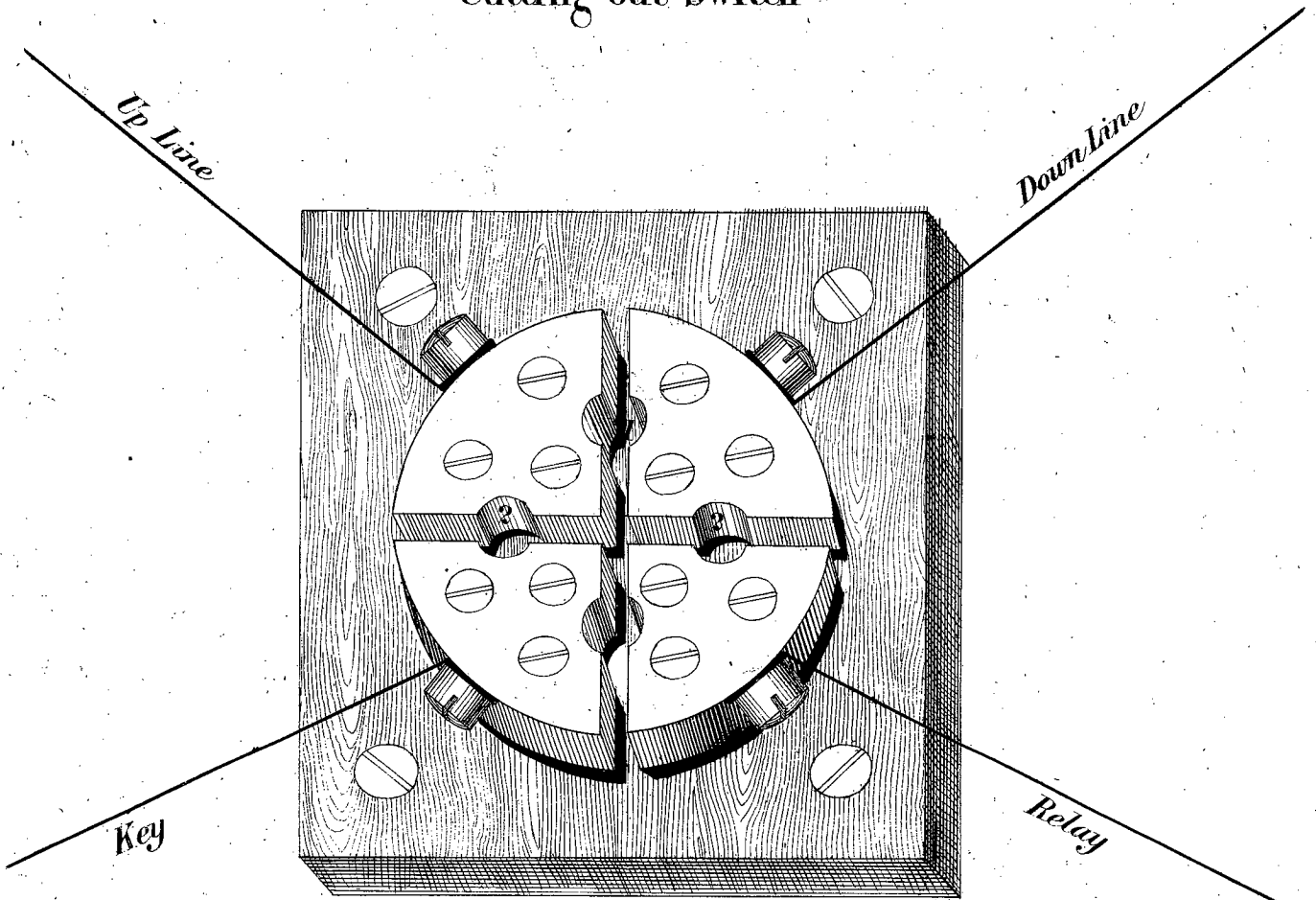
		1858.		£ s. d.	
		Capital invested—£17,253 12s. 11d.			
No. of messages—9,141.	Cash receipts .. .. .	..	..	1,932	19 9
	Working expenses .. .. .	..	..	2,087	8 6
	Net loss .. .. .	..	..	154	18 9
		Number of stations—11.			
		1859.			
		Capital—£23,816 19s. 9d.			
No. of messages—36,867.	Cash receipts .. .. .	..	..	7,326	0 10
	Working expenses .. .. .	..	..	4,646	9 9
	Net profit .. .. .	..	..	3,179	10 1
		Number of stations—12.			
		1860.			
		Capital—£48,454 2s. 2d.			
No. of messages—53,951.	Cash receipts .. .. .	..	..	12,136	13 2
	Working expenses .. .. .	..	..	9,408	12 4
	Net profit .. .. .	..	..	2,728	0 10
		Number of stations—23.			



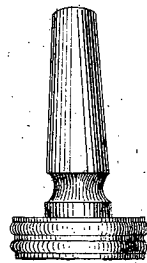
## ELECTRIC TELEGRAPHS.

		1861.		
	Capital—£60,615 13s. 3d.	£	s.	d.
No. of messages—74,224.	Cash receipts .. .. .	16,542	8	9
	Working expenses .. .. .	12,915	15	4
	Net profit .. .. .	3,626	13	5
	Number of stations—36.			
		1862.		
	Capital invested—£116,234 11s. 7d.			
No. of messages—104,660.	Cash receipts .. .. .	25,513	9	8
	Working expenses .. .. .	16,780	7	5
	Net profit .. .. .	8,733	2	3
	Number of stations—47.			
		1863.		
	Capital invested—£118,940 12s. 2d.			
No. of messages—124,638.	Cash receipts .. .. .	29,599	0	0
	Working expenses .. .. .	20,449	3	9
	Net profit .. .. .	9,149	16	3
	Number of stations—48.			
		1864.		
	Capital invested—£132,025 18s. 3d.			
No. of messages—130,500.	Cash receipts .. .. .	29,678	8	4
	Working expenses .. .. .	22,085	1	7
	Net profit .. .. .	7,593	6	9
	Number of stations—51.			

### Cutting out Switch



*Lithographed at the Surveyor Generals Office Sydney Oct. 1865*



*Plug*

(Sig. 8.)



1865.

---

LEGISLATIVE ASSEMBLY.  
NEW SOUTH WALES.

---

# REPORT

OF THE

# IMMIGRATION AGENT,

FOR THE YEAR

1864.

WITH

APPENDICES.

---

ORDERED BY THE LEGISLATIVE ASSEMBLY TO BE PRINTED,  
21st November, 1865.

---

SYDNEY: THOMAS RICHARDS, GOVERNMENT PRINTER.

---

1865.

[Price, 1s. 1d.]

\* 27—A



1865.

## NEW SOUTH WALES.

## IMMIGRATION.

(REPORT FROM AGENT, FOR THE YEAR 1864.)

AGENT FOR IMMIGRATION to UNDER SECRETARY FOR LANDS, *submitting, Report on Immigration, for the year 1864.*

*Government Immigration Office,  
Sydney, 30 September, 1865.*

SIR,

I have the honor to submit herewith, for the information of the Honorable the Secretary for Lands, my Report on Immigration to this Colony, for the year 1864.

2. In the Appendices are contained returns detailing all particulars relating to immigration during the past year. These returns contain much interesting statistical information.

3. A copy of the Regulations of June, 1863, under which the present system of immigration is conducted, is affixed at the end of this Report. It should be noted, that scarcely any advantage has been taken of clause 2 of these Regulations, which permits passage certificates in blank to be forwarded to Agents in the United Kingdom, who will there nominate the intending emigrants, according to the instructions of the depositor; for, with the exception of thirty-nine passage certificates, for which deposits were made by the National Colonial Emigration Society of London, in the year 1863, only eleven other nominations under this clause have been made, from June, 1863, to December 31st, 1864.

4. Since the promulgation of the Assisted Immigration Regulations, the number of individuals for whom passage certificates have been issued is, from—

July 1st, 1861, to December 31st, 1861...	2,216
In 1862 ... ..	4,804
1863 ... ..	5,394
1864 ... ..	3,382
<hr/>	
Total nominated in three and a half years ...	15,796
<hr/>	
Of this number, have arrived, to December 31st, 1864 ...	11,241
But of those nominated, it has been ascertained that, to the above date, a proportion of 19½ per cent. will not arrive, viz. ...	3,040
<hr/>	
Which therefore leaves a balance of ...	14,281
<hr/>	
Which therefore leaves a balance of ...	1,515
<hr/>	
15,796	

as the number of individuals who, on account of the nominations made to December 31st, 1864, may be expected as certain to arrive,

5. By reference to the Appendices affixed to this Report, and to the Reports for previous years, it will be seen that, of the above number of 11,241 individuals arrived up to December 31st, 1864, the proportion of the sexes has been as follows, namely:—

Male Adults	...	...	...	...	4,839
Female do.	...	...	...	...	4,591
Children	{ Males	880	}	...	1,811
	{ Females	931		...	
					<u>11,241</u>

And of the 3,722 single women who arrived during this period, there were found only 944 willing to enter into engagements as servants.

An increased immigration of single females would be desirable, and would certainly ensue, if the Regulations permitted that deposits for passage certificates could be made to the Emigration Commissioners in London; under, of course, the same strict regulations as at present, relative to the production of testimonials as to character, &c.

Every encouragement is given by the several Colonies of Victoria, South Australia, and Queensland, to induce the emigration, from the United Kingdom, of single women; a free passage being provided for them—a payment of only 10s. per head being required towards the cost of bedding and mess utensils; whereas to this Colony the deposit required for the introduction of single women is £4 per head.

As to the disposal of immigrants of this class, I refer to the remarks which I shall have occasion to make when referring to Return marked H.

6. The Return marked A is a table containing the chief details relative to immigration, and the cost thereof, for the past year, namely:—

Twelve vessels have arrived with immigrants.

Average tonnage.....	1,085 tons.
Average number of days on the voyage .....	98 $\frac{3}{4}$ .
	£ s. d.
Average contract price per statute adult .....	14 0 0
Total cost of conveyance per head, including payment of all gratuities to Surgeons, Matrons, &c. ....	13 12 7
From this sum should be deducted the amount of deposits made on account of the individuals who have arrived —namely, an average per head of .....	4 13 11

Thus shewing the net average cost to have been only £8 18s. 8d. per head; or, as per table A, a total of £35,529 15s. for the introduction of 3,977 individuals. For the previous year (see Report for 1863) the average net cost was £10 per head.

Other charges, incurred and payable in London, have, however, to be added; the details of which have been fully set forth in my Report for the year 1863. Such additional expenses for the year 1864 amount to a total of £5,846 4s. 11d., which averages a cost per head of £1 9s. 5d.

The total actual net cost to the Colony, for the introduction of each immigrant, amounts therefore to £10 8s. 1d.

7. According to the Returns for former years, namely, for the sixteen years 1848 to 1863 inclusive, the average number of deaths on individuals embarked was 1 $\frac{1}{10}$  per cent. in 1852; and the lowest in 1863, namely,  $\frac{1}{10}$  per cent. It is very satisfactory to note that, during the year 1864, the rate of mortality has only been  $\frac{1}{10}$ , or less than  $\frac{1}{10}$  per cent.; including even the deaths of infants under one year of age, of whom there were 10, out of a total of 27 deaths recorded.

This statement bears a very favourable comparison with the Report of the emigration to Queensland for the two years terminating April 30th, 1865, wherein the number of deaths is noted at 1.3 per cent.; such comparison testifying to the greater care bestowed, and to the better regulations adopted, in the fitting and provisioning, and general good management, of vessels chartered by the Emigration Commissioners, in preference to private ships despatched under any other supervision.

8. The return marked B, notes the native countries of the immigrants, namely, from—

ENGLAND AND WALES.

Northern Counties	...	...	...	...	210	} 731
Southern	..	..	..	..	182	
Midland	..	..	..	..	140	
Eastern	..	..	..	..	156	
Wales	...	...	...	...	43	

SCOTLAND.

Northern Counties	...	...	...	...	94	} 278
Southern	..	..	..	..	184	

IRELAND.

Ulster	...	...	...	...	1,004	} 2,946
Lenister	..	..	..	..	372	
Connaught	..	..	..	..	268	
Munster	..	..	..	..	1,302	
Other Countries	...	...	...	...	...	22

TOTAL ... .. 3,977

9. Of these, as shewn in Table C, there were—

Adults—Male	...	...	...	...	1,701	} 3,977						
"    Female	..	..	..	..	1,672							
Children under 12 years of age	<table border="0"> <tr> <td>{ Male</td> <td>...</td> <td>289</td> </tr> <tr> <td>{ Female</td> <td>...</td> <td>315</td> </tr> </table>		{ Male	...	289	{ Female	...	315	...	...	...	...
{ Male	...	289										
{ Female	...	315										

10. Their religious persuasions (as shewn in Table D) being—

Roman Catholics	...	...	...	...	2,352	} 3,977
Church of England	..	..	..	..	1,080	
Church of Scotland	..	..	..	..	383	
Wesleyans	..	..	..	..	136	
Other Protestants	..	..	..	..	19	
Other Persuasions	..	..	..	..	7	

11. Tables E and F shew the educational attainments of the immigrants, also their state of education as compared with their religious persuasions, namely:—

Adults classified as	Read and write.	Read only.	Can neither read nor write.
Roman Catholics	1,213	409	490
Church of England	665	113	68
Church of Scotland	235	34	10
Wesleyans	69	11	.....
Other Protestants	35	12	2
Other Persuasions	5	.....	2
	2,222	579	572

Total Adults ..... 3,373  
 Children under 12 years of age..... 604  
 3,977

The emigrants, both adults and children, have the opportunity afforded them of receiving instruction, during the voyage, from a Schoolmaster specially appointed by the Emigration Commissioners.

It is satisfactory to state, that an aggregate of 357 adults and 298 children have been reported as regular attendants at school, on board the ships which arrived during this year. A well chosen class of school books, also a small and well assorted library, are provided for each ship, at a cost of about £15. These books, previous to arrival, are distributed by the Surgeon-Superintendent, amongst the most deserving of the emigrants.



12. The table marked G shews the trades and callings of the emigrants.

	Males.	Females.
Agricultural labourers and shepherds .....	1,307	.....
Domestic servants .....	31	1,250
Mechanics .....	64	.....
Tradespeople engaged in preparing or selling articles } of food.....	28	.....
Tradespeople engaged in making or selling articles } of clothing .....		
Other trades or callings not included under the } above heads, but which are stated in the table }	207	11
	<u>1,701</u>	<u>1,316</u>

13. The disposal of the immigrants is shewn in Table H.

As, under the present regulations, all immigrants have been sent for by their friends resident in the Colony, it is seen by this return, that the larger number leave the ship and the depôt, for the purpose of joining their relatives or friends.

A few only are found willing to offer themselves for hire. Thus, there arrived 295 families, of which were hired only 17 ; and of a total of 1,407 single men, only 161 were willing to engage themselves direct from the ship.

Every opportunity is afforded to the immigrants of meeting with engagements ; as the ships, according to the charter party, are, if necessary, detained for several days after arrival.

The single women and young children are, however, immediately on arrival received at the depôt ; but within the week after arrival, these are all provided for, either by being discharged to their friends, or by entering into engagements as domestic servants. Thus, of the 1,377 women and young children (children of widows) received at the depôt, there were—

Discharged to their friends .....	968
Hired from the depôt .....	409
	<u>1,377</u>

The engagements entered into are thus classified :—

	Per annum.
11 laundresses, engaged at average rate of wages of .....	£21 0 0
8 cooks .....	20 10 0
20 housemaids .....	20 0 0
35 nursemaids .....	15 9 0
335 general house servants .....	16 12 0
<u>409</u>	

A very large proportion of these single women have never before been in service of any kind ; but such is the demand for female servants, that a still larger number would readily obtain employment at very remunerative wages.

14. The average rates of wages are given in Table J.

15. Table K gives, in a comprehensive form, various statistical information relating to immigration, from 1838 to 1864 inclusive. By reference to this return, the necessity for encouraging immigration is very obvious ; as it is here shewn that the total arrivals from the United Kingdom, in the twenty-seven years, number 177,559 ; of whom, only 36,681 have arrived at their own cost. And if reference be made more particularly to the last five years, since separation from Queensland, namely, from 1860 to 1864 inclusive, it will be found that the increase of population by general immigration to this Colony, has arisen almost exclusively from the arrivals of individuals introduced partially at the public expense. Thus, the number of immigrants arrived, 1860 to 1864, is 15,903 ; an average of nearly 3,200 per annum.

Other

Other arrivals, during the same period, from Great Britain, in excess of departures, have been	1,495
All other arrivals by sea, from other Colonies and from Foreign Parts, in excess of departures to same	480

Total excess of arrivals over departures in five years ... 1,975  
 being only an average of about 400 per annum, who have arrived unassisted by Government funds.

During this same period, it is recorded that, in the neighbouring Colony of Queensland, "the European population has increased from less than 25,000 to nearly 90,000;" and that, in consequence, "the revenue and the trade have been more than trebled" in that Colony.

Immigration, partially or wholly carried on at the expense of the Colony, is also most necessary for the purpose of balancing the otherwise very large disproportion of the male sex in comparison with that of the female sex; as, in the twenty-seven years noted above, the 36,681 individuals who arrived *at their own expense* consisted of—

Males	19,457
Females	9,711
Children, in nearly equal proportions	7,513
	36,681

Whilst the totals of assisted immigrants represent the arrivals to have been—

Males	52,353
Females	54,676
Children, in nearly equal proportions	33,849
	140,878

16. Table L gives the amount of deposits made during the year, namely:—a total of £17,868, deposited on account of the passage money of 3,482 individuals; being at an average of £5 2s. 7d. per head. The average deposit for 1863 was at the rate of £4 9s. 2d. per head.

Further deposits, to the amount of £1,030 18s. 6d., were made as remittances by the depositors to their nominees, to assist them with the cost of their outfit.

17. Tables M and N shew the arrivals and departures by sea, exclusive of Chinese, viz. :—

Arrived as assisted immigrants	3,977
Other arrivals from Great Britain	1,199
Do. (by sea), from neighbouring Colonies and from Foreign Parts	15,413
	20,589
Total arrived	
Departed to Great Britain	544
Do. (by sea), to other Colonies and to Foreign Parts	15,860
	16,404

Excess of arrivals over departures during the year ... 4,185

And this number is almost exclusively composed of the 3,977 individuals who arrived as assisted immigrants, there being the small balance of only 208 arrivals in excess of departures.

In my Report for 1863 it is there noted that, "had there been no Government immigration during that year, there would have been an excess of departures over arrivals of the large number of 1,570 individuals."

11. The two following tables, O and P, shew the arrivals and departures, *by sea*, of the Chinese to have been—

Arrived ... ..	84
Departed... ..	1,044

There was also a large excess of departures during the previous year, 1863, namely:—

An excess of ... ..	597
And for this year an excess of ... ..	960

Total excess of departures of Chinese over arrivals, } 1,557
<i>by sea</i> , in the past two years ... .. }

Annexed is a table relating to the general emigration, during the year 1864, from ports in the United Kingdom where Government Emigration Officers are established, namely:—

EMIGRANTS FROM THE UNITED KINGDOM, FOR 1864.	English.	Scotch.	Irish.	Foreigners, and not distinguished.	TOTAL.
To the United States .. ..	29,311	5,986	94,368	16,877	147,042
To North American Colonies ..	3,347	2,414	5,610	1,350	12,721
To Australasian Colonies and } New Zealand .. .. }	19,069	6,068	14,936	869	40,942
To all other places .. ..	4,391	567	514	2,723	8,195
TOTAL.. ..	56,618	15,035	115,428	21,819	208,900

The total emigration from the United Kingdom during the last fifty years has amounted to 5,691,709; the emigration during the past twenty years has averaged 217,100 individuals per annum.

It appears by the above table, that the total emigration to the Australasian Colonies and New Zealand amounted to 40,942, which number was distributed as follows:—

To New South Wales... ..	4,689
„ Victoria ... ..	13,909
„ Queensland ... ..	7,183
„ South Australia ... ..	2,842
„ Western Australia ... ..	299
„ Tasmania ... ..	50
„ New Zealand ... ..	11,970
Total ... ..	40,942

#### GENERAL REMARKS.

The emigrant vessels during the past year have generally made good passages.

The immigrants have been of a very useful description, consisting chiefly of farm labourers and female domestic servants.

The system of inducing medical gentlemen to remain in the service as Surgeon-Superintendents of emigrant ships, by increasing the amount of gratuity payable to them, according to their length of service, from a minimum of 10s. per head on emigrants under their charge, to a maximum of 20s. per head, has proved very satisfactory; and

in

in like manner, the system of engaging the services of permanent Matrons (also upon a scale of increasing gratuity), to take charge of the single females during the outward voyage, and subsequently to make them an allowance of £30 for a return passage to England, continues to work well.

But as the remuneration is large, so also is their individual responsibility—any serious neglect of duty subjecting them to the infliction of pecuniary penalties.

A most serious penalty was inflicted on the owners of one of the emigrant ships.

The Surgeon-Superintendent having reported a deficiency of water, of coal, and of "medical comforts," a careful investigation was made, and a heavy penalty was inflicted on the ship-owners, on account of their breach of the charter party. It is hoped that the infliction of a similar penalty may not again be demanded.

I have, &c.,

GEORGE F. WISE,  
Agent for Immigration.

APPENDIX.

A.

RETURN of Assisted Immigration from the United Kingdom to New South Wales, during the Year 1864.

NAME OF VESSEL.	SHIPS.					IMMIGRANTS.															EXPENDITURE.													
	TONNAGE.	Date of Departure.	Date of Arrival.	No. of Days on the Voyage.	Name of Master.	Name of Surgeon.	Births on the Voyage.		DEATHS.								NUMBER LANDED.					Contract Price per Statute Adult.	Total Passage Money at the contract rates, including half-price for all above 1 year who died on the Voyage.	Amount of Gratuities to Surgeons, Officers, Constables, &c.	No. of Days detained on Demurrage.	Cost of Victualing, &c., &c., incidental to detention of Ships in Quarantine.	Total Cost of Conveyance, including Gratuities, &c., &c.	Deposits made on account of Individuals arrived.	Net Cost of Conveyance and Superintendence.					
							On the Voyage.				In Quarantine.				Grand Total.	Above 12 years.		Under 12 years.		Total Souls.	Statute Adults.													
							Above 12 years.	7 and under 12 years.	1 and under 7 years.	Under 1 year.	Total Children.	Total Deaths.	About 12 years.	Total.		M.	F.	M.	F.											M.	F.			
Ida	1,157	4 Oct. 1863.	18 Jan. 1864.	105	Samuel Milner	J O'Donnell	2	2	4	1	1	1	1	1	2	3	1	1	4	165	173	25	20	383	357	13 4 9	4,745 12 10	428 17 0	7 16 6	5,182 6 4	1,489	3,693 6 4		
Ocean Empress	1,068	16 Oct. 1864.	20 Jan. 1864.	96	A. M'Donald	John S. Ireland													160	140	23	18	341	317	13 19 5	4,428 15 1	465 2 0	0 2 0	4,893 19 1	1,206	3,687 19 1			
Sirocco	1,132	5 Nov. 1864.	28 Jan. 1864.	84	L.A. Berryman	J. C. Sanger, M.D.	2	1	3	1	1	1	2	3	1	1	4	179	166	35	28	402	366	14 4 9	5,225 3 3	571 8 0	6 7 0	5,802 18 3	1,537	4,265 18 3				
Highflyer	1,210	28 Dec. 1864.	16 Mar. 1864.	78	— Smith															3	2	1	6	4	18 18 0	74 12 0		74 12 0	17	57 12 10				
Montrose	779	15 Dec. 1864.	27 Mar. 1864.	103	J. J. Robinson	Robert Newbold	2	1	3										117	112	24	25	278	248	14 19 5	3,712 15 4	246 12 0	2 12 6	3,691 19 10	1,185	2,776 19 10			
Queen of East	1,226	26 Jan. 1864.	30 Apr. 1864.	95	E. Ankers	R. S. Nicholls, M.D.	4	2	6	1	1								206	162	45	41	454	404	13 19 9	5,657 18 11	362 16 0	0 19 0	6,021 13 11	2,327	3,694 13 11			
Sandringham	1,126·07	5 Mar. 1864.	26 June 1864.	112	John Rippon	W. Campbell, M.D.	2	2	4	1	2	3	1	2	3	6	6	151	179	22	37	389	354½	13 10 9	4,829 10 1	444 3 0	1 17 6	5,275 10 7	1,953	3,322 10 7				
Morning Star	1,327	27 May 1864.	3 Sept. 1864.	99	C. Matthews	Henry Rickards	2	2					1	1	2	2	2	181	184	29	39	433	395½	12 18 3	5,106 17 10	572 6 0	0 10 0	5,679 13 10	2,105	3,574 13 10				
Wanata	1,347	5 May 1864.	3 Sept. 1864.	121	B. Corrigan	William Hohman	2	1	3				1	1	2	2	2	179	175	27	25	406	375½	13 5 3	4,988 7 8	551 12 0	1 15 0	5,536 14 8	2,139	3,397 14 8				
Sirocco (2)	1,246	18 June 1864.	3 Oct. 1864.	107	Ebenezer Roy	Ambrose Newbold	1	2	3	1	1							121	145	23	20	309	284	12 19 6	3,691 7 9	438 18 0	1 1 0	4,131 6 9	1,614	2,517 6 9				
Sir Robert Sale	741	30 July 1864.	29 Oct. 1864.	91	D. R. Lansdown	William Arthur	2	1	3	2	2	1	1	3	5	7	7	120	118	20	34	292	261	12 15 0	3,346 17 6	408 12 0	1 11 0	3,757 0 6	1,604	2,153 0 6				
Montmorency	668	23 Aug. 1864.	29 Nov. 1864.	93	James Cooper	S. L. Crane, M.D.												128	115	14	27	284	261	13 5 3	3,461 10 3	428 16 0	1-13 0	3,891 19 3	1,504	2,387 19 3				
TOTALS							19	12	31	5	4	9	3	3	7	3	16	25	1	1	2	27	1701	1672	289	315	3977	3627	49,264 8 6	4,919 2 0	26 4 6	54,209 15 0	18,680	35,529 15 0
AVERAGE	1,085			98½																						14 0 0				13 12 7½	4 13 11	8 18 8½		

Number of Assisted Immigrants from the United Kingdom ..... 3,977  
 Number of Unassisted Immigrants from the United Kingdom ..... 1,199  
 Total from the United Kingdom ..... 5,176

Government Immigration Office,  
 Sydney, 30 September, 1865.

GEORGE F. WISE,  
 Agent for Immigration.

777

B.

RETURN shewing the Native Countries of the Assisted Immigrants who arrived from the United Kingdom during the Year 1864.

ENGLAND.				WALES.	SCOTLAND.		IRELAND.			OTHER COUNTRIES.	
Northern Counties.	Southern Counties.	Middle Counties.	Eastern Counties.		Northern Counties.	Southern Counties.	Ulster.	Leinster.	Connaught and Munster.		
210	182	140	156	43	94	184	1,004	372	1,570	22	
Northumberland ..... 28 Cumberland ..... 11 Westmoreland ..... 3 Durham ..... 43 Yorkshire ..... 28 Lancashire ..... 101 Isle of Man ..... 1	Kent ..... 19 Sussex ..... 7 Surrey ..... 14 Hampshire ..... 27 Berkshire ..... 6 Dorsetshire ..... 4 Wiltshire ..... 10 Somersetshire ..... 21 Devonshire ..... 36 Cornwall ..... 34 Guernsey I. .... 4	Cheshire ..... 18 Derbyshire ..... 20 Nottinghamshire... 7 Staffordshire ..... 5 Warwickshire ..... 7 Worcestershire ..... 11 Leicestershire ..... 4 Rutlandshire ..... 6 Northamptonshire. 8 Buckinghamshire. 6 Oxfordshire ..... 2 Gloucestershire ... 31 Monmouthshire ... 3 Herefordshire ..... 2 Shropshire ..... 10	Lincolnshire ..... 7 Norfolk ..... 24 Cambridgeshire ... 7 Suffolk ..... 2 Bedfordshire ..... 6 Hertfordshire ..... 4 Essex ..... 8 Middlesex ..... 98	Carnarvonshire ... 1 Montgomeryshire... 3 Pembroke-shire..... 9 Carmarthenshire... 1 Brecknockshire ... 7 Glamorganshire ... 22	Caithness ..... 6 Ross-shire ..... 39 Inverness-shire... 12 Moray or Elgin... 1 Aberdeen ..... 4 Kincardine ..... 1 Forfarshire ..... 9 Fifeshire ..... 10 Clackmannan ... 2 Perthshire ..... 5 Orkney and Shetland Islands ... 5	Edinburgh ..... 11 Berwickshire ..... 4 Roxburghshire ... 1 Lanarkshire ..... 99 Dumfriesshire ... 3 Galloway ..... 15 Ayrshire ..... 10 Dumbarton ..... 14 Argyleshire ..... 9 Renfrewshire ... 11 Stirling ..... 7	Donegal ..... 252 Londonderry... 26 Antrim ..... 104 Fermanagh ... 192 Tyrone ..... 188 Downshire ..... 30 Cavan ..... 35 Monaghan ..... 35 Armagh ..... 35	Longford ..... 6 West Meath ..... 61 East Meath ..... 16 Louth ..... 13 King's County ... 85 Kildare ..... 11 Dublin ..... 36 Queen's County.. 37 Carlow ..... 14 Wicklow ..... 16 Kilkenny ..... 69 Wexford ..... 8	Leitrim ..... 14 Sligo ..... 28 Mayo ..... 68 Galway ..... 121 Roscommon ..... 37	<p style="text-align: center;">MUNSTER.</p> Clare ..... 343 Kerry ..... 49 Cork ..... 183 Waterford ..... 29 Tipperary ..... 486 Limerick ..... 212	22
210	182	140	156	43	94	184	1,004	372	1,570	22	
				England ... .. 688							
				Wales ... .. 43							
				Scotland ... .. 278							
				Ireland ... .. 2,946							
				Other Countries ... .. 22							
				Total ... .. 3,977							

Government Immigration Office,  
Sydney, 30 September, 1865.

GEORGE F. WISE,  
Agent for Immigration.

APPENDIX TO REPORT FROM IMMIGRATION AGENT—1864.

## C.

RETURN shewing the Ages of the Assisted Immigrants from the United Kingdom, who arrived during the Year 1864.

NATIVE COUNTRY.	CLASSIFICATION OF AGES.																GRAND TOTAL.
	Under 1 year.		1 and under 4 years.		4 and under 7 years.		7 and under 12 years.		12 and under 21 years.		21 and under 45 years.		45 years and upwards.		Total.		
	M.	F.	M.	F.	M.	F.	M.	F.	M.	F.	M.	F.	M.	F.	M.	F.	
England and Wales ..	12	17	31	33	19	32	32	30	91	82	149	157	20	26	354	377	731
Ireland .. ..	29	24	36	40	29	41	52	52	386	554	925	706	31	41	1,488	1,458	2,946
Scotland .. ..	6	6	14	12	11	9	11	15	32	30	53	60	9	10	136	142	278
Other Countries ..	..	..	1	2	2	..	4	2	3	2	2	2	..	2	12	10	22
	47	47	82	87	61	82	99	99	512	668	1,129	925	60	79	1,990	1,987	3,977

Under 12 years of age .. { Males ... .. 289  
 .. { Females... .. 315  
 Statute Adults ... .. { Males ... .. 1,701  
 .. { Females... .. 1,672  
 Total ... .. 3,977

Government Immigration Office,  
 Sydney, 30 September, 1865.

GEORGE F. WISE,  
 Agent for Immigration.

## D.

RETURN shewing the Religious Persuasions of the Assisted Immigrants from the United Kingdom, who arrived during the Year 1864.

NATIVE COUNTRY.	CLASSIFICATION OF RELIGION.														GRAND TOTAL.
	Church of England.		Roman Catholics.		Church of Scotland.		Wesleyans.		Other Protestants.		Other Persuasions.		Total.		
	M.	F.	M.	F.	M.	F.	M.	F.	M.	F.	M.	F.	M.	F.	
England and Wales ..	272	287	23	34	10	6	40	45	5	2	4	3	354	377	731
Ireland .. ..	239	242	1,150	1,124	73	60	22	29	4	3	..	..	1,488	1,458	2,946
Scotland .. ..	16	20	4	4	116	118	..	..	..	..	..	..	136	142	278
Other Countries ..	1	3	8	5	....	....	..	..	3	2	..	..	12	10	22
	528	552	1,185	1,167	199	184	62	74	12	7	4	3	1,990	1,987	3,977

Protestants ... .. 1,618  
 Roman Catholics ... .. 2,352  
 Other Persuasions ... .. 7  
 Total ... .. 3,977

Government Immigration Office,  
 Sydney, 30 September, 1865.

GEORGE F. WISE,  
 Agent for Immigration.

E.

RETURN shewing the Educational Attainments of the Assisted Immigrants from the United Kingdom, who arrived during the Year 1864.

COUNTRIES.	CLASSIFICATION OF EDUCATION.															GRAND TOTAL.			
	Under 4 years.			4 and under 7 years.			7 and under 12 years.			12 and under 21 years.			21 years and upwards.				Total.		
	Cannot read.	Read only.	Read and write.	Cannot read.	Read only.	Read and write.	Cannot read.	Read only.	Read and write.	Cannot read.	Read only.	Read and write.	Cannot read.	Read only.	Read and write.		Cannot read.	Read only.	Read and write.
England and Wales ..	94	..	..	45	4	..	14	15	35	4	21	149	36	46	268	193	86	452	731
Ireland .. ..	131	..	..	65	1	1	39	32	33	173	157	609	553	336	1016	761	526	1659	2946
Scotland .. ..	39	..	..	17	1	1	6	9	11	..	7	55	6	12	114	68	29	181	273
Other Countries ..	3	..	..	2	..	..	2	..	4	..	..	5	..	..	6	7	..	15	22
TOTALS .. ..	267	..	..	129	6	2	61	56	83	177	185	818	395	394	1404	1029	641	2307	3977

NOTE:—

	Under 12 years.	Statute Adults.	Total.
Cannot read .. .. .	457	572	1,029
Read only .. .. .	62	279	641
Read and write .. .. .	85	2,222	2,307
TOTAL .. .. .	604	3,373	3,977

Government Immigration Office,  
Sydney, 30 September, 1865.

GEORGE F. WISE,  
Agent for Immigration.

F.

RETURN shewing the state of Education, as compared with the Religious Persuasions, of the Assisted Immigrants who arrived during the Year 1864.

STATE OF EDUCATION.	RELIGIOUS PERSUASIONS.								GRAND TOTAL.
	Members of the Church of England.	Roman Catholics.	Presbyterians.	Wesleyans.	Other Protestants.	Other Persuasions.	Total Adults.	Children under 12 years of age, not included in the foregoing columns.	
Adults who can read and write ..	665	1,213	235	69	35	5	2,222	} 604	
Adults who can read only ..	113	409	34	11	12	..	579		
Adults who can neither read nor write .. .. .	68	490	10	..	2	2	572		
TOTALS .. ..	846	2,112	279	80	49	7	3,373	604	3,977

Government Immigration Office,  
Sydney, 30 September, 1865.

GEORGE F. WISE,  
Agent for Immigration.



G.  
TRADES AND CALLINGS.

FROM WHAT COUNTRY EMIGRATING.	MALE.																												GRAND TOTAL.																		
	Number of Farm and other Labourers.			Number of Domestic Servants.				Number of Mechanics engaged in erecting Buildings, or in obtaining or preparing Building Materials.						Number of Tradespeople making or selling Articles of Food.					Number of Tradespeople engaged in making Articles of Clothing.				Other Trades and Callings not included in the foregoing Columns.																								
	Labourers.	Gardeners.	Total.	Shepherds.	Grooms.	House Servants.	Coachmen.	Total.	Carpenters.	Masons.	Bricklayers.	Brickmaker.	Quarryman.	Plasterer.	Total.	Butchers.	Bakers.	Millers.	Grocers.	Total.	Tailors.	Shoemakers.	Drapers.	Total.	Blacksmiths.	Ironmoulders.	Coach-builders.	Plumbers and Glaziers.		Police-men.	Miners.	Bookbinders, Printers, & Compositors.	Schoolmasters.	Engineers.	Coopers.	Saddlers.	Weavers.	Basket-makers.	Potter.	Cloth-dresser.	Umbrella-maker.	Curriers.	Slater.	Wheelwright.	Total.		
England .....	106	9	115	3	2	7	1	10	12	5	3	1	1	1	23	...	2	1	1	4	7	13	2	22	9	1	3	4	...	44	5	1	5	...	2	4	1	1	1	1	...	...	...	...	82	259	
Scotland .....	56	1	57	...	...	...	...	1	2	2	...	...	...	4	...	...	...	...	24	1	1	2	2	5	1	1	4	...	13	1	1	5	...	...	...	...	...	...	...	...	...	...	...	...	81	95	
Ireland .....	1,119	6	1,125	5	8	3	4	20	23	7	1	...	...	86	6	12	3	5	24	3	26	4	33	11	...	1	...	56	...	...	...	...	...	...	...	...	...	...	...	...	...	...	...	...	...	94	1,342
Other Countries .....	2	...	2	...	...	...	...	1	...	...	...	...	...	1	...	...	...	...	...	2	2	...	2	...	...	...	...	...	...	...	...	...	...	...	...	...	...	...	...	...	...	...	...	...	5	5	
TOTALS .....	1,283	16	1,299	8	11	15	5	31	43	14	4	1	1	1	64	5	14	3	6	28	16	42	6	64	25	2	4	3	56	62	6	7	13	6	3	6	2	1	1	1	2	1	1	207	1,701		

FROM WHAT COUNTRY EMIGRATING.	FEMALE.																	GRAND TOTAL.
	Number of Domestic Servants.									Number of Tradespeople engaged in making Articles of Clothing.					Other Callings, &c., not included in the foregoing Columns.			
	Housekeepers.	Cooks.	House Servants.	Housemaids.	Nursemaids.	Laundresses.	Dairymaids.	Farm Servants.	Lady's-maids.	Total.	Dressmakers.	Milliners.	Tailoresses.	Needlewomen.	Total.	Schoolmistresses.	Weavers.	
England .....	11	6	110	3	5	...	...	3	143	3	1	1	1	6	1	1	2	151
Scotland .....	...	2	45	...	1	...	...	...	53	1	3	...	...	6	...	...	...	59
Ireland .....	1	24	904	76	11	17	11	5	1,051	18	3	2	14	42	4	5	9	1,102
Other Countries .....	...	...	3	...	...	...	...	...	3	...	...	...	1	1	...	...	...	4
TOTALS .....	12	32	1,062	89	16	18	11	5	1,250	22	11	3	19	55	5	6	11	1,316

NOTE.—Number of Married Females ... .. 356  
 „ Children „ ... .. 315  
 „ „ Males „ ... .. 289  
 Total Adults, Males... .. 1,701  
 „ Unmarried Females... .. 1,316  
 TOTAL... .. 3,977

Government Immigration Office,  
Sydney, 30 September, 1865.

GEORGE F. WISE,  
Agent for Immigration.

H.

RETURN shewing the Disposal of the Immigrants from the United Kingdom, who arrived during the Year 1864.

NAME OF SHIP.	LEFT THE SHIP ON THEIR OWN ACCOUNT.		HIRED FROM THE SHIP.		FEMALES RECEIVED AT THE DEPÔT, SYDNEY.	
	Families.	Single Males (not being Members of Families).	Families.	Single Males (not being Members of Families).	Discharged to Depositors or Relations.	Single Females hired from Depôt.
Ida .. .. .	19	133	2	11	101	50
Ocean Empress .. .. .	23	126	1	10	35	31
Sirocco .. .. .	31	138	1	4	107	28
Highflyer .. .. .	.. .. .	.. .. .	.. .. .	.. .. .	3	..
Montrose .. .. .	20	74	3	20	57	32
Queen of the East .. .. .	35	139	1	31	93	33
Sandringham .. .. .	27	104	2	18	97	53
Morning Star .. .. .	30	135	..	16	107	47
Wanata .. .. .	28	139	2	10	105	40
Sirocco (2) .. .. .	23	80	2	16	34	36
Sir Robert Sale .. .. .	22	87	2	9	60	34
Montmorency .. .. .	20	91	1	16	69	25
TOTALS .. .. .	278	1,246	17	161	968	409

Government Immigration Office,  
Sydney, 30 September, 1865.

GEORGE F. WISE,  
Agent for Immigration.

I.

RETURN shewing the Average Rate of Wages for different classes of Labour, in the Colony of New South Wales, for the Year 1864.

TRADE OR CALLING.		Average Wages per diem, without Board and Lodging.	Average Wages per Annum, with Board and Lodging.
		1864.	
MALES.		£	
Carpenters .. .. .	{ Town .. .. . Country .. .. . }	8s. to 9s. per diem .. .. .	50 to 80 per annum.
Smiths .. .. .	{ Town .. .. . Country .. .. . }	9s. to 10s. .. .. .	50 to 80 ..
Wheelwrights .. .. .	{ Town .. .. . Country .. .. . }	9s. to 10s. .. .. .	50 to 80 ..
Bricklayers .. .. .	{ Town .. .. . Country .. .. . }	9s. to 10s. .. .. .	80 to 100 ..
Masons .. .. .	{ Town .. .. . Country .. .. . }	10s. .. .. .	80 to 100 ..
Farm Labourers .. .. .	.....	.....	28 to 30 ..
Shepherds .. .. .	.....	.....	30 to 35 ..
FEMALES.			
Cooks (plain) .. .. .	.....	.....	26 to 36 ..
Housemaids .. .. .	.....	.....	20 to 26 ..
Laundresses .. .. .	.....	.....	26 to 30 ..
Nursemaids .. .. .	.....	.....	15 to 26 ..
General House Servants .. .. .	.....	.....	20 to 30 ..
Farm House Servants .. .. .	.....	.....	18 to 26 ..
Dairy Women .. .. .	.....	.....	18 to 26 ..

Government Immigration Office,  
Sydney, 30 September, 1865.

GEORGE F. WISE,  
Agent for Immigration.

K.

RETURN shewing the Assisted and Unassisted Immigration from the United Kingdom, from 1st January, 1838, to 31st December, 1864.

YEAR.	ASSISTED IMMIGRANTS.															UNASSISTED IMMIGRANTS.						TOTAL NUMBER OF ASSISTED AND UNASSISTED IMMIGRANTS.					
	NUMBER LANDED.						COST OF CONVEYANCE.									NUMBER LANDED.											
	Twelve Years and upwards.			Under Twelve Years.			Totals	Amount of Passage Money.	Amount of Gratuities to Surgeons, Officers, Constables, &c.	Amount of Demurrage.	Cost of Victualling, &c., incidental to detention of Ships in Quarantine, and on Demurrage.	Total Cost of Conveyance, including Gratuities, &c.	Paid by Immigrants, or out of Imperial Fund, 1848 to 1851 inclusive.	Paid by Residents in this Colony, under Remittance Regulations, 1853 to 1857 inclusive.	Deposits under Assisted Immigration Regulations, made on account of Individuals arrived.	Total charged on the Colonial Fund for introduction of Immigrants.	Twelve Years and upwards.			Under Twelve Years.			Total.	Twelve Years and upwards.			Under Twelve Years.
M.	F.	Total.	M.	F.	Total.		£ s. d.	£ s. d.	£ s. d.	£ s. d.	£ s. d.	£ s. d.	£ s. d.	£ s. d.	M.	F.	Total.	M.	F.	Total.		M.	F.	Total.			
1838 to 1861 inclusive.)	47513	50086	97599	16094	15944	32038	129637	1877805 10 9	112202 7 8	2649 8 11	2790 12 1	1995447 19 5	17812 9 9	38948 0 5	32364 4 3	1906323 5 0	17676 8820	26505 3522	3429 6951	33456	65189	58915	124104	38989	163093		
1862 .....	1172	1047	2219	214	198	412	2631	31472 11 6	3234 14 0	.....	2 6 0	34739 11 6	See Report, 1862.			34739 11 6	559 281	840 101	82 183	1023	1731	1328	3059	595	3654		
1863 .....	1967	1871	3838	391	404	795	4633	58229 8 2	5855 13 0	.....	15 11 6	64100 12 8	.....	.....	17786 0 0	46314 12 8	494 307	801 103	99 202	1003	2461	2178	4639	997	5636		
1864 .....	1701	1672	3373	289	315	604	3977	49264 8 6	4919 2 0	.....	26 4 6	54209 15 0	.....	.....	18680 0 0	35529 15 0	728 294	1022 93	84 177	1199	2429	1966	4395	781	5176		
	52358	54676	107029	16938	16361	33299	140878	2016771 18 11	126241 16 8	2649 8 11	2834 14 1	2148497 18 7	17812 9 9	38948 0 5	68330 4 3	2022907 4 2	19457 9711	29168 3819	3694 7513	36681	71810	64387	136197	41362	177559		

Government Immigration Office,  
Sydney, 30 September, 1865.

GEORGE F. WISE,  
Agent for Immigration.

## APPENDIX TO REPORT FROM IMMIGRATION AGENT—1864.

17

## L.

RETURN shewing the Number of Individuals for whose Passages and Outfits Deposits were made under the Assisted Immigration Regulations, in the Year 1864, with the Amount received under each head.

YEAR.	Number of Individuals.	Amount paid towards Passages.	Amount paid for Outfits.	TOTAL.
1864	3,462	£ s. d. 17,868 0 0	£ s. d. 1,030 18 6	£ s. d. 18,898 18 6

Government Immigration Office,  
Sydney, 30 September, 1865.

GEORGE F. WISE,  
Agent for Immigration.

## M.

RETURN of the Number of Cabin and Steerage Passengers who arrived in the Colony of New South Wales, by Sea, during the Year 1864 (exclusive of Government Immigrants and Chinese).

PORT OF ARRIVAL.	FROM UNITED KINGDOM.				TOTAL.	FROM NEIGHBOURING COLONIES, INCLUDING NEW ZEALAND.				TOTAL.	FROM FOREIGN PORTS.				TOTAL.	GRAND TOTAL.	
	Adults.		Children.			Adults.		Children.			Adults.		Children.			M.	F.
	M.	F.	M.	F.		M.	F.	M.	F.		M.	F.	M.	F.		M.	F.
Sydney .....	728	294	93	84	1,199	10,522	2,181	518	428	13,649	400	147	76	57	680	12,337	3,191
Newcastle ..	..	..	..	..	..	885	77	30	31	1,023	9	1	..	1	11	924	110
Grafton.....	..	..	..	..	..	..	..	..	..	..	..	..	..	..	..	..	..
Eden .....	..	..	..	..	..	48	1	1	..	50	..	..	..	..	..	49	1
Richmond } River.....	..	..	..	..	..	..	..	..	..	..	..	..	..	..	..	..	..
TOTALS ..	728	294	93	84	1,199	11,455	2,259	549	459	14,722	409	148	76	58	691	16,612	

Custom House, Sydney,  
30 September, 1865.

W. A. DUNCAN,  
Collector of Customs.

## N.

RETURN shewing the Number of Cabin and Steerage Passengers who departed from New South Wales, by Sea, during the Year 1864 (exclusive of Chinese).

PORT OF DEPARTURE.	TO THE UNITED KINGDOM.				TOTAL.	TO THE NEIGHBOURING COLONIES INCLUDING NEW ZEALAND.				TOTAL.	TO FOREIGN PORTS.				TOTAL.	GRAND TOTAL.	
	Adults.		Children.			Adults.		Children.			Adults.		Children.			M.	F.
	M.	F.	M.	F.		M.	F.	M.	F.		M.	F.	M.	F.		M.	F.
Sydney .....	238	168	68	70	544	10,420	2,653	877	659	14,609	463	138	39	39	679	12,105	3,727
Newcastle ..	..	..	..	..	..	206	55	29	22	312	160	43	23	14	240	418	134
Grafton.....	..	..	..	..	..	..	..	..	..	..	..	..	..	..	..	..	..
Eden .....	..	..	..	..	..	13	4	2	1	20	..	..	..	..	..	15	5
Richmond } River.....	..	..	..	..	..	..	..	..	..	..	..	..	..	..	..	..	..
TOTALS ..	238	168	68	70	544	10,639	2,712	908	682	14,941	623	181	62	53	919	16,404	

Custom House, Sydney,  
30 September, 1865.

W. A. DUNCAN,  
Collector of Customs.

## O.

RETURN shewing the Number of Chinese Immigrants who arrived in the Colony of New South Wales, by Sea, during the Year 1864.

NAME OF SHIP.	TONNAGE.	WHERE FROM.	DATE OF ARRIVAL.	NO. OF DAYS ON PASSAGE.	NUMBER.
Camilla .. .. .	367	Bourbon .. .. .	8 March .. .. .	67	3
Barwon .. .. .	311	Melbourne .. .. .	19 June .. .. .	2	11
You Yangs .. .. .	474	Do. .. .. .	24 June .. .. .	3	1
Do. .. .. .	474	Do. .. .. .	27 September .. .. .	3	3
Warrior .. .. .	919	Hong Kong .. .. .	26 October .. .. .	103	10
Barwon .. .. .	311	Melbourne .. .. .	21 December .. .. .	4	55
Williams .. .. .	219	Brisbane .. .. .	22 December .. .. .	3	1
				TOTAL.. .. .	84

Custom House, Sydney,  
30 September, 1865.

W. A. DUNCAN,  
Collector of Customs.

## P.

RETURN shewing the Number of Chinese who departed, by Sea, from New South Wales, during the Year 1864.

NAME OF SHIP.	TONNAGE.	WHITHER BOUND.	DATE OF DEPARTURE.	NUMBER OF EMIGRANTS.	
Canaan .. .. .	840	Hong Kong .. .. .	8 January .. .. .	185	
Cronkbane .. .. .	134	Foo Chow Foo .. .. .	16 February .. .. .	1	
Euphrates .. .. .	414	Hong Kong .. .. .	29 March .. .. .	84	
Peterborough .. .. .	561	Do. .. .. .	30 April .. .. .	13	
John Temperly .. .. .	976	Do. .. .. .	12 May .. .. .	134	
Lady Bowen .. .. .	892	Do. .. .. .	1 July .. .. .	40	
Montrose .. .. .	780	Do. .. .. .	12 July .. .. .	12	
Northfleet .. .. .	877	Do. .. .. .	19 August .. .. .	106	
Day Dawn .. .. .	398	Do. .. .. .	24 October .. .. .	83	
Nepane .. .. .	598	Do. .. .. .	7 November .. .. .	156	
Balclutha .. .. .	433	Rockhampton .. .. .	14 November .. .. .	42	
Alexandra .. .. .	560	Do. .. .. .	24 November .. .. .	33	
Yarra Yarra .. .. .	556	Brisbane .. .. .	28 November .. .. .	3	
City of Brisbane .. .. .	634	Do. .. .. .	1 December .. .. .	2	
Atrevida .. .. .	457	Hong Kong .. .. .	6 December .. .. .	66	
City of Adelaide .. .. .	838	Melbourne .. .. .	6 December .. .. .	1	
Balclutha .. .. .	433	Rockhampton .. .. .	6 December .. .. .	5	
Star of Australia .. .. .	100	Brisbane .. .. .	7 December .. .. .	2	
Alexandra .. .. .	560	Rockhampton .. .. .	14 December .. .. .	71	
Othello .. .. .	342	Hong Kong .. .. .	23 December .. .. .	2	
3 Chinese left Newcastle for China during the year .. .. .	.....	.....	.....	3	
				TOTAL .. .. .	1,044

Custom House, Sydney,  
30 September, 1865.

W. A. DUNCAN,  
Collector of Customs.

1865-6.

LEGISLATIVE ASSEMBLY.

NEW SOUTH WALES.

## TAX ON CHINESE IMMIGRATION.

(PETITION—CLERGYMEN, MAGISTRATES, &c.)

*Ordered by the Legislative Assembly to be Printed, 29 March, 1866.*

To the Honorable the Legislative Assembly of New South Wales, in Parliament assembled.

The humble Petition of the undersigned Clergymen, Magistrates, Merchants, and others, resident in the Colony of New South Wales,—

RESPECTFULLY SHEWETH :—

That your Petitioners are amongst the number of those who are of opinion that the Act of Parliament (25 Vic., No. 3) which enforces the payment of ten pounds by every native of China and its dependencies on coming into this Colony, is a measure repugnant to the spirit of the age we live in, in contravention of the commercial principles which obtain amongst all civilized nations, and calculated to lower the moral standard of this community in the eyes of all peoples.

First—Because the Government of England lately entered into a treaty with the Government of China, whereby free intercourse between the inhabitants of both countries is expressly insisted on and agreed to.

Secondly—Because the Act of Parliament before referred to savours of class legislation, inasmuch as the inhabitants of the Chinese Empire are the only people subjected to this legislative restriction.

Thirdly—Because, independently of the general honest, sober, and industrious habits of the Chinese in this Colony, many of them are men of considerable wealth engaged in mercantile pursuits throughout the country, and are thus large employers of European labour; whilst many of them are engaged in mechanical trades, occupying premises in this city, and thus contribute largely to the general prosperity.

Fourthly—Because the singling them out from all nations for this mark of degradation and insult, only tends to lower our prestige as an intelligent and civilized people, and gives room to the enemies of our political institutions to assume that we are deficient in the first elements which fit a people to govern themselves.

Fifthly—Because the imposition of the tax has had, and must continue to have, an injurious effect on our trade, inasmuch as the Chinese are permitted free ingress and egress to all the other Australian Colonies, and the vast extent of our Border line enables those of them who think fit to do so to enter our Colony with impunity; whilst, on the other hand, the trade which otherwise would result to our ports, by reason of the immigrant ships being obliged to go to the ports of the adjoining Colonies, is lost to this Colony altogether.

Sixthly—Because the apprehension, entertained at the time of the passing of the Act in question, that this Colony would be inundated by a Mongolian race, has proved utterly groundless.

Seventhly—Because the future of this Colony indicates that a vast and important trade must ultimately spring up between China and this Colony; and it is therefore undesirable, by class legislation, to turn the tide of wealth to the ports of adjoining Colonies.

And Eighthly—Because the Legislature is at all times competent to enact laws for the maintenance of good government; and the Executive has already proved, by the regulations in force for the Gold Fields, that efficient checks can be applied, if required, to preserve perfect order amongst all classes of the community.

Your Petitioners, therefore, firmly believing that the repealing this law must eventuate in advantage to the Colony at large, humbly pray your Honorable House to take the premises into your favourable consideration.

And your Petitioners, as in duty bound, will ever pray.

[Here follow 691 Signatures.]



1865-6.

LEGISLATIVE ASSEMBLY.

NEW SOUTH WALES.

## TAX ON CHINESE IMMIGRATION.

(PETITION—CHINESE RESIDENTS.)

*Ordered by the Legislative Assembly to be Printed, 29 March, 1866.*

To the Honorable the Legislative Assembly of New South Wales, in Parliament assembled.

The humble Petition of the undersigned Chinese Residents in the Colony of New South Wales,—

RESPECTFULLY SHEWETH:—

That your Petitioners are natives of China, or its dependencies, and immigrated to this Colony to follow the industrial pursuits which this vast country affords to all members of the human family.

That your Petitioners, as a body, have endeavoured, as far as lay in their power, to conform themselves to the laws and customs of this country, and to live in peace and harmony with all classes.

That your Petitioners, preferring industry and occupation to idleness, have necessarily been compelled to spread themselves throughout the length and breadth of the land, but that in doing so, they have had the assurance of the British residents of the country that their presence has always proved a pecuniary benefit, inasmuch as your Petitioners are large consumers of the various products of trade and commerce; and your Petitioners might further truthfully assert, that as regards gold mining especially, it has been generally admitted that numerous localities which were deserted by the European miners as worthless and unprofitable, have been rendered remunerative by your Petitioners, thus giving an impetus to trade, and providing a market for local produce which otherwise would not have existed.

That your Petitioners have reason to believe, that when those of their body have adopted domestic service for a livelihood, their European masters have, as a rule, found them trustworthy, sober, and honest.

That many of your Petitioners are men of large capital, having warehouses, stores, and shops in the city of Sydney and other places in the Colony, expend large sums of money annually for European labour, and otherwise contribute largely to the revenues of the Colony.

That your Petitioners would still further contribute to the material prosperity of this Colony, but are, unhappily for themselves, prohibited from so doing, on account of the singular law in force here, which renders it compulsory on each and every native of China or its dependencies to pay towards the revenue of the Colony the sum of ten pounds, before permission will be granted to him or her to enter within the limits of the Colony—a law not to be found in any other civilized country in the world, and one which your Petitioners are assured is repugnant to the enlightened system of legislation recognized and pursued by the great nation of which this Colony is a dependency, and directly opposed to the spirit of the treaty lately entered into between Great Britain and China, whereby it is declared that China and its dependencies are henceforth thrown open to Englishmen, and Chinamen are granted liberty to emigrate to other countries.

That independently of the severity of the law as a tax upon industry, it has a far more painful effect on your Petitioners as a people, for it virtually declares that of all races of men, be they white or black, civilized or savage, the Chinese alone must not be suffered to participate in the advantages which follow through intercourse with Britons—a stigma which your Petitioners confidently submit, their acknowledged habits of sobriety and industry, and acquaintance with the mechanical arts and sciences, do not warrant.



That your Petitioners do not desire to obtain indulgence or immunities beyond that freely granted by the laws to all others of the human family; neither do they seek to be placed in the rank of citizens of the British Empire; but desiring to participate in the blessings which this free country extends to all others, and believing that the tax which they are now subjected to is, on the broad principle of freedom of trade, injurious to the prestige of this country, oppressive on your Petitioners as being class legislation, and in no way beneficial to the revenues of the Colony, they seek only to obtain its abolition.

Your Petitioners therefore humbly ask your Honorable House to take the premises into your favourable consideration, and to grant to your Petitioners such relief as to your Honorable House shall seem meet and just.

And your Petitioners, as in duty bound, will ever pray.

*[Here follow 125 Signatures.]*

1865-6.

LEGISLATIVE ASSEMBLY.

NEW SOUTH WALES.

## COLONIAL HOSPITALS AND LUNATIC ASYLUMS.

(DESPATCH RESPECTING.)

*Ordered by the Legislative Assembly to be Printed, 20 February, 1866.*

SECRETARY OF STATE FOR THE COLONIES to GOVERNOR SIR JOHN YOUNG, BART.

(No. 70.)

Downing-street,  
9 October, 1865.

SIR,

In the beginning of 1863 the Duke of Newcastle addressed to the Governors of Colonies a circular despatch, in which he requested information as to the condition of Hospitals and Lunatic Asylums within their respective Governments. The desired information was received from the greater number of the Colonies in the course of the same year, and was embodied, together with suggestions for the improvement of such institutions, in a digest, dated January the 14th, 1864, copies of which have been sent to you.

Answers were not received from New South Wales in time to be included in that digest; but you have since forwarded returns from seventeen hospitals within your province, and full accounts of the two asylums at Parramatta and Tarban Creek. The despatch in which these returns were forwarded (No. 9, of 25th January, 1864) was answered at the time; but a recent re-examination of these returns leads me to add something to the observations made in that despatch. It appears from them that New South Wales is not backward in its care for the insane and diseased poor, and that a large number of patients are located in the hospitals, and a perpetual average of nearly 900 in the two asylums, at a great expense, much of which falls on the public revenue; and in the despatch enclosing the returns, you give the gratifying assurance that, whilst these institutions present many deficiencies and shortcomings to an eye accustomed to inspect similar institutions in England and Ireland, yet great improvements have been adopted in them of late years, and constant progress is being made.

In the confidence that, where so much is done, suggestions for further improvement will not be unwelcome, I would draw your attention to the gravity of some of the defects to which you allude in your despatch, and which more fully appear from the returns.

It is universally recognized that an abundance of good air in-doors, and means of cheerful employment in the open air, are indispensable conditions for the preservation and cure of the insane; and for these purposes it is the opinion of the best authorities in this country that a minimum of from a thousand to fifteen hundred cubic feet of air, according to circumstances, should be allowed for each patient, in addition to, and as a necessary condition of effective ventilation; and that land for cultivation should be provided in the proportion of one acre to four patients. But at Tarban Creek Asylum no more than 657 cubic feet is allowed to female, and even less to male patients, and this although the direct means of ventilation appear to be defective in the older wards, and although the sewerage is admitted to be imperfect. Again, no more than three acres of cultivated land are provided for a total (in 1862) of 421 patients. At the generally well-managed Parramatta Asylum for incurable patients, the want of space is equally conspicuous, the means of out-door employment are only less insufficient, and there is no resident physician. At neither of these asylums is the staff of attendants, especially for night service, in proportion to the numbers of inmates. Lastly, in several of the hospitals (the Sydney Infirmary being a notable exception) similar defects appear.

These deficiencies may not at present be very perceptibly prejudicial, but in the rapid progress of the Colony the time must soon come when their results will make themselves fatally apparent, and when, if timely measures are not taken, not only will

the patients be discovered to have suffered irretrievably, but the whole system will be found to have broken down ; and, what has happened in this country, reconstruction on a great scale, and at a vastly increased expense, will suddenly become necessary. What these measures should be it is for the Legislature of New South Wales to decide ; but if the experience of this country is of value in the different circumstances, the appointment of a mixed commission of medical and other persons, to consider the state of Hospitals and Asylums generally throughout the Colony, might be found to be a convenient mode of obtaining trustworthy information and suggestions.

I have, &c.;

EDWARD CARDWELL.

[Price, 3d.]

---

Sydney : Thomas Richards, Government Printer.—1866.

1865-6.

LEGISLATIVE ASSEMBLY.  
NEW SOUTH WALES.

DESTITUTE CHILDREN'S SOCIETY.

(LIST OF OFFICE-BEARERS AND DIRECTORS FOR 1866.)

*Ordered by the Legislative Assembly to be Printed, 14 March, 1866.*

OFFICE-BEARERS AND DIRECTORS OF THE DESTITUTE CHILDREN'S  
SOCIETY, FOR 1866.

PATRON—HIS EXCELLENCY SIR JOHN YOUNG, BART., K.C.B.

PRESIDENT—THE HON. E. DEAS THOMSON, C.B., M.L.C.

VICE-PRESIDENTS—THE HON. GEORGE ALLEN.

ARCHDEACON M'ENCROE.

TREASURER—WILLIAM HANSON, Esq.

SECRETARY—THE REV. ALFRED H. STEPHEN, M.A.

MEDICAL OFFICERS—*Physician*—THE HON. DR. M'FARLANE, M.L.C.

*Visiting Surgeon*—A. M. BROWN, Esq.

DIRECTORS:—

* BARRY, REV. Z.	LANG, REV. DR.
BURNELL, H. C., J.P.	LEVY, E. A.
BIRRELL, J.	* MILNE, REV. J. S.
CALDWELL, JNO., M.L.A.	M'FARLANE, HON. DR., M.L.C.
DUTRUC, MONSIEUR.	O'CONNOR, RICHARD.
DAWSON, JNO.	* PEARCE, S. H.
* HEBBLEWHITE, SAMUEL.	* POWELL, JAMES.
* HUMPHERY, CHARLES H.	* RAPHAEL, J. G.
JOY, EDWARD.	* SHERIDAN, VERY REV. PRIOR.
* JOHNSON, REV. THOMAS.	* WOOLFREY, REV. H. N.
KING, REV. GEORGE, M.A.	* WISE, GEORGE F.
KING, REV. HULTON S.	

[Those marked \* are members of the House Committee.]

I certify that the above is a correct list of the Office-bearers and Directors of the Destitute Children's Society, for the year 1866.

Sydney, 1 March, 1866.

ALFRED H. STEPHEN,  
Hon. Sec.



1865-6.

LEGISLATIVE ASSEMBLY.

NEW SOUTH WALES.

GOVERNMENT ASYLUMS FOR THE INFIRM  
AND DESTITUTE.

(REPORT OF BOARD, FOR 1865.)

*Ordered by the Legislative Assembly to be Printed, 22 March, 1866.*

BOARD OF MANAGEMENT OF THE GOVERNMENT ASYLUMS FOR THE INFIRM AND  
DESTITUTE to HONORABLE THE COLONIAL SECRETARY.

The Government Asylum,  
Sydney, 12th March, 1866.

Sir,

In forwarding the annual statement of expenditure of the Government Asylums for the Infirm and Destitute for the past year, the Board of Management deem it desirable to draw special attention to the growing demands for shelter under cover of these Asylums, by the indigent and helpless of both sexes.

The pressure for admission has, for many months past, been far beyond the means at the Board's disposal to satisfy, and it has rarely happened that they have not been obliged to reject applicants, in every respect fit objects for admission, and often in excess of the numbers admitted.

2. The total number of both sexes who sought admission during the year was 1,403, out of whom there were admitted 1,111, and there were rejected 292. It must be borne in mind, however, that the applications were, in many cases, often repeated, and that, of the rejected, the greater portion have, as there happened to be vacancies, subsequently found admission, but after undergoing severe hardships in the interim.

3. The question of increased accommodation has been frequently urged upon the Government for the last three years, and the erection of an additional wing, capable of holding 150 inmates, to the Asylum at Liverpool (sanctioned by a former Government), was on the point of being commenced at an estimated cost of £4,000, which had been granted by Parliament for the purpose last year. It was deemed advisable, however, by the late Government, in view of the embarrassed state of the Public Finances, to delay the carrying out of this work, and in lieu thereof, to fit up a portion of the old prisoners' quarters at Port Macquarie, capable of affording accommodation for about 150 inmates, to be drafted from the Asylums at Hyde Park, Parramatta, and Liverpool.

4. The building at Port Macquarie has not yet been reported to the Board as ready to receive the inmates, and it is in the discretion of the present Government to sanction the proposed arrangement or not. The Board have never regarded the scheme as one likely to be permanently satisfactory. They look upon it merely as a make-shift, and an expensive one too, until the necessary additions to the Asylum at Liverpool can be completed.

## 2 GOVERNMENT ASYLUMS FOR THE INFIRM AND DESTITUTE.

5. The present accommodation at the disposal of the Board, at the three establishments, is as follows, viz. :—

Hyde Park (Females)...	...	...	...	156
Parramatta (Males) ...	...	...	...	211
Liverpool (Males) ...	...	...	...	388
Total...	...	...	...	<u>755</u>

but this number has, in each case, owing to the pressure for admissions, been constantly exceeded, as a glance at the figures in the returns will show.

6. In order that you may appreciate the extent of the increasing demands for admittance, the Board would direct attention to the comparative number of inmates during the three years—1863 to 1865. The average number enjoying the shelter of the institutions was—

In 1863...	...	624
In 1864...	...	673—49 or 8 per cent. increase.
In 1865...	...	721—48 or 7½ per cent. do.

and nothing but the limits of capacity has kept the increase within such narrow bounds.

7. The Board desire to avail themselves of this opportunity to advert to the question of expenditure. It will be seen, on reference to the comparative return No. 3, that whilst the cost of the inmates was less in 1864, than it was in 1863, by 14s. 5d. per head, it was increased in 1865, by 6s. 3½d. per head; the figures stand thus :—

1863 .....	£14 8s. 3½d. per head.
1864 .....	£13 13s. 11d. „
1865 .....	£14 14s. 7½d. „

This fluctuation is easy to account for, and may be clearly shown by classifying the expenditure in the following form, viz. :—

	1863.	1864.	1865.
	£ s. d.	£ s. d.	£ s. d.
Salaries.. .. .	3 2 9	2 19 10	2 18 11½
Rations.. .. .	7 3 0½	7 6 11½	6 16 0½
Clothing .. .. .	1 11 8½	1 11 1½	2 18 5½
Contingencies .. .. .	2 10 9½	1 16 0	2 1 2
	14 8 3½	13 13 10½	14 14 7

It will be seen by this statement that the increase of expenditure in the year 1865, is principally in the clothing. Salaries, rations, and contingencies amounted to less per head in 1865 than they did in 1863; but owing to the increase in the price of clothing of all kinds, and to the exhaustion of the supplies which were taken over with the asylums, the cost under this head for 1865 was augmented to the extent of £1 6s. 8½d. per head over what it was in 1863, and at the rate of £1 7s. 4d. per head over what it was in 1864.

In salaries and rations there is a decrease per head upon the expenditure of the two previous years, and in contingencies a decrease upon the expenditure of 1863, and an increase upon that of 1864. The total expenditure of the asylums for the last three years, was,—

Year.	Inmates.	Total Expenditure.	Average per head.
1863	624	£ s. d. 3,995 18 3	£ s. d. 14 8 3½
1864	673	9,217 11 1	13 13 10½
1865	721	10,621 0 8	14 14 7

GOVERNMENT ASYLUMS FOR THE INFIRM AND DESTITUTE. 3

8. The question as to the future conduct of these institutions is one which must soon press itself upon the attention of the Government. When the transfer of the old men and women from the Benevolent Society was effected in 1862, the asylums were placed under the charge of a Board of Officers of the Government, with the assistance of a paid secretary, under whose supervision they have been conducted to this time, whether satisfactorily or not is not for the Board to say; however this may be, all the Board can say is, that they have given as much attention to the duties of the office as was compatible with proper attention to the legitimate duties of their own peculiar departments. It is certain however that as the institutions increase in magnitude, they will require the sole care of an officer or officers to supervise them, who has or have no other duties to attend to.

9. There is a further question to which the Board would take leave to advert before they close this Report, and that is the question of "local" provision for the maintenance of the infirm and destitute in every district, or class of districts, combined to form a "Union." The experience of the past four years has led the Board to believe that much distress and destitution, which ought to have been locally relieved, has been forced upon the Metropolitan Asylums. In many instances, although the local Hospitals are subsidised from the public chest, people have been, as the Board have reason to think, improperly forced out in a state of utter helplessness and destitution, and sent on, as best they could get, to Sydney, to take their chance of admission into the Metropolitan Establishments, in the face of representations from the Board that the Asylums were overcrowded. It is beyond the province of the Board to suggest what steps should be taken to meet this growing evil; they deem that they have discharged their duty in drawing attention to the practice which they doubt not will receive the serious consideration of the Government.

I have, &c.,  
(For the Board),  
CHRIS. ROLLESTON,  
Chairman.

P.S.—It may be well to add, that since the beginning of the present year, the pressure for admission has been so great as to compel the Board (at risk, of course, to the health of the inmates) to crowd the Asylums at a daily average of forty in excess of the proper number, whilst numbers are turned from the doors.—C.R.

No. 1.

RETURN of the Expenditure of the Government Asylums for the Infirm and Destitute, for the year 1865.

	Total daily average of inmates.	Salaries.		Rations.		Clothing.		Contingencies.		Total Average per Head.	Total.
		Total.	Per Head.	Total.	Per Head.	Total.	Per Head.	Total.	Per Head.		
		£ s. d.	£ s. d.	£ s. d.	£ s. d.	£ s. d.	£ s. d.	£ s. d.	£ s. d.	£ s. d.	£ s. d.
Sydney .....	161	623 10 0	3 17 5½	1,110 7 2	6 17 11	373 4 0	2 6 4½	287 2 7	1 15 8	14 17 4½	2,394 3 9
Parramatta .....	218	666 10 8	3 1 1¾	1,388 16 4	6 7 4¾	600 12 3	2 15 1	441 18 6	2 0 6½	14 4 2½	3,097 17 9
Liverpool .....	343	835 1 6	2 8 9¾	2,405 17 1	7 0 8¼	1,133 14 7	3 6 3¾	754 6 0	2 4 1	14 19 11¼	5,128 19 2
Port Macquarie ...	...	.....	.....	.....	.....	.....	.....	.....	.....	.....	.....
<b>TOTAL</b> .....	721	2,125 2 2	2 18 11¼	4,905 0 7	6 16 0½	2,107 10 10	2 18 5¼	1,483 7 1	2 1 2	14 14 7	10,621 0 8

Hyde Park Asylum,  
Sydney, 8th March, 1866.

FREDERIC KING,  
Secretary.



GOVERNMENT ASYLUMS FOR THE INFIRM AND DESTITUTE.

No. 2.

DETAILED STATEMENT.—1865.

	HYDE PARK.		PARRAMATTA.		LIVERPOOL.		TOTAL.	
	£ s. d.	£ s. d.	£ s. d.	£ s. d.	£ s. d.	£ s. d.	£ s. d.	£ s. d.
Salaries .. .. .		623 10 0		666 10 8		835 1 6		2,125 2 2
Rations .. .. .	833 11 5		1,139 6 11		2,138 12 8			
Medical Comforts .. .. .	57 2 8		86 16 9		56 8 3			
Vegetables .. .. .	132 2 4		80 16 9		80 7 7			
Gratuities.. .. .	41 9 6		70 4 1		115 18 4			
Milk .. .. .	41 1 3		11 11 10		14 10 3			
		1,110 7 2		1,388 16 4		2,405 17 1		4,905 0 7
Clothing .. .. .		373 4 0		600 12 3		1,133 14 7		2,107 10 10
Contingencies—								
Travelling Expenses..	5 0 0		18 12 2		80 18 3			
Advertisements .. .. .	4 10 0		1 10 0		1 10 0			
Postage .. .. .	5 10 0		1 10 0		1 10 0			
Fuel .. .. .	43 18 0		101 0 6		91 4 7			
Medicines .. .. .	56 8 10		86 17 3		70 7 10			
Water .. .. .			8 14 0		82 18 2			
Burial Expenses .. .. .	34 0 0		69 9 0		83 12 0			
Medical Comforts .. .. .	14 14 0		9 9 0		1 1 0			
Sundries .. .. .	54 15 0		84 9 4		259 12 2			
Light .. .. .	19 15 7		30 1 6		25 6 10			
Soap .. .. .	26 19 9		20 2 0		35 14 7			
Straw .. .. .	16 11 5		10 3 9		20 10 7			
		287 2 7		441 18 6		754 6 0		1,483 7 1
		2,394 3 9		3,097 17 9		5,128 19 2		10,621 0 8

Hyde Park Asylum,  
Sydney, 5 March, 1866.

FREDERIC KING,  
Secretary.

No. 3.

COMPARATIVE RETURN of the Expenditure of the Government Asylums for the Infirm and Destitute for the years 1863, 4, 5.

	Date.	Average of Inmates.	Salaries.		Rations.		Clothing.		Contingencies.		Total Average per Head.	Total.
			Total.	Per Head.	Total.	Per Head.	Total.	Per Head.	Total.	Per Head.		
			£ s. d.	£ s. d.	£ s. d.	£ s. d.	£ s. d.	£ s. d.	£ s. d.	£ s. d.	£ s. d.	£ s. d.
Sydney .. .	1863	153	624 12 8	4 1 7 $\frac{1}{2}$	1,211 1 1	7 18 3 $\frac{1}{2}$	262 19 4	1 14 4 $\frac{1}{2}$	261 16 4	1 14 2 $\frac{3}{4}$	15 8 4 $\frac{1}{2}$	2,360 9 5
	1864	153	555 11 0	3 12 7 $\frac{1}{2}$	1,232 3 7	8 1 0 $\frac{3}{4}$	160 13 8	1 1 0	292 18 11	1 13 3 $\frac{1}{4}$	14 12 11 $\frac{3}{4}$	2,241 7 2
	1865	161	623 10 0	3 17 5 $\frac{1}{2}$	1,110 7 2	6 17 11	373 4 0	2 6 4 $\frac{1}{2}$	287 2 7	1 15 8	14 17 4 $\frac{3}{4}$	2,394 3 9
Parramatta .. .	1863	207	613 0 10	2 19 8 $\frac{1}{2}$	1,288 11 5	6 4 6	287 15 2	1 7 9 $\frac{1}{2}$	490 19 11	2 7 5 $\frac{1}{2}$	13 4 3 $\frac{1}{2}$	2,685 7 4
	1864	208	647 12 8	3 2 3	1,528 11 11	7 6 11 $\frac{1}{2}$	378 10 9	1 16 11 $\frac{3}{4}$	376 12 0	1 16 2 $\frac{1}{2}$	14 1 1 $\frac{1}{2}$	2,931 7 4
	1865	218	666 10 8	3 1 1 $\frac{3}{4}$	1,388 16 4	6 7 4 $\frac{1}{2}$	600 12 3	2 15 1	441 18 6	2 0 6 $\frac{1}{2}$	14 4 2 $\frac{1}{2}$	3,097 17 9
Liverpool.. .	1863	264	715 7 3	2 14 2 $\frac{1}{2}$	1,963 13 4	7 8 9	439 2 2	1 13 3	831 18 9	3 3 0 $\frac{1}{2}$	14 19 2 $\frac{3}{4}$	3,950 1 6
	1864	312	810 12 2	2 11 11 $\frac{1}{2}$	2,184 1 6	7 0 0	507 19 4	1 12 7	542 3 7	1 14 9	12 19 3 $\frac{1}{2}$	4,044 16 7
	1865	342	835 1 6	2 8 9 $\frac{3}{4}$	2,405 17 1	7 0 8 $\frac{1}{2}$	1,133 14 7	3 6 3 $\frac{1}{2}$	754 6 0	2 4 1	14 19 11 $\frac{1}{2}$	5,128 19 2
Total .....	1863	624	1,958 0 9	3 2 9	4,463 5 10	7 3 0 $\frac{1}{2}$	988 16 8	1 11 8 $\frac{1}{2}$	1,584 15 0	2 10 9 $\frac{1}{2}$	14 8 3 $\frac{1}{2}$	8,995 18 3
Total .....	1864	673	2,013 15 10	2 19 10	4,944 17 0	7 6 11 $\frac{1}{2}$	1,047 3 9	1 11 1 $\frac{1}{2}$	1,211 14 6	1 16 0	13 13 10 $\frac{3}{4}$	9,217 11 1
Total .....	1865	721	2,125 2 2	2 18 11 $\frac{1}{2}$	4,905 0 7	6 16 0 $\frac{1}{2}$	2,107 10 10	2 18 5 $\frac{1}{2}$	1,483 7 1	2 1 2	14 14 7	10,621 0 8

FREDERIC KING,  
Secretary.

1865-6.

LEGISLATIVE ASSEMBLY.  
NEW SOUTH WALES.

LUNATIC ASYLUMS.  
(REPORT RESPECTING ASYLUM AT TARBAN CREEK.)

*Ordered by the Legislative Assembly to be Printed, 20 March, 1866.*

BOARD OF VISITORS, to COLONIAL SECRETARY.

SIR,

Having, in pursuance of our instructions as the Board of Visitors of Lunatic Asylums, visited the Asylum at Tarban Creek, at least once a week since the date of our appointment (5th December, 1865), we now deem it our duty to submit the following Report in reference to that Institution, for your information:—

I. With regard to the state and condition of the Asylum, and its sufficiency for the proper accommodation of the patients therein, no change has taken place since our appointment.

II. We therefore desire most earnestly to press on your attention the following matters connected with the state and condition of the Asylum, and to state, as our deliberate opinion, that not one of them is trivial or unimportant; and that so long as they remain unattended to, the Asylum is justly chargeable with being destitute of proper accommodation for the patients detained therein.

1. The chief cause of much that is defective in management and accommodation, and in every case aggravating other defects, is the overcrowded state of the Asylum. The building is calculated, taking into account the recent addition on the female side, for the accommodation and management of 350 patients, whereas there are at present 150 patients above that number.

2. There is an entire deficiency of anything like proper day room accommodation; in fact, it can hardly be said that there are any day rooms at all, available for the use of the patients.

3. The airing courts are so situated and constructed as to have the appearance of being, and in fact to be, little else than prison yards; they are so arranged that the patients are deprived of those benefits of air and scenery which the natural position of the Asylum is calculated to afford; they are also badly drained, and after rain become unfit for wholesome or comfortable use.

4. The arrangement of the water-closets is such as to be extremely offensive, if not positively unhealthy.

5. The appliances for washing generally, and for bathing the patients, are most unsatisfactory, and the more so as the proximity of the Parramatta River suggests ready means of improvement, and at a small cost.

6. The accommodation for the attendants is extremely inadequate and uncomfortable, and must be detrimental to that cheerful performance of their duties which is desirable for the sake of the patients.

The general result of the different defects thus noticed is to cast over the Institution an air of cheerlessness and want of comfort, which we feel persuaded must to a great extent neutralize, in the case of the patients, the care and attention of the Superintendent and those who act under his direction, while it conveys an erroneous impression of that care and attention to those whose feelings are from any cause enlisted on behalf of the patients.

III.—With regard to the management of the Asylum, we are satisfied that more should be done; first—towards supplying to the patients, the advantages and comforts of the ministrations of religion; secondly—towards affording them such means of amusement and recreation as their unfortunate condition will permit them to enjoy; and, thirdly—towards inducing them to employ themselves in actual work.

We desire to add, in reference to this subject, that the present absence of any systematic attention to these several matters, gives an appearance of want of care and kindness towards the patients which is very far from being really the case.

We have, &c.,

CHA. CAMPBELL, President.

ALEXR. GORDON.

JAMES C. COX, M.D.

GEORGE H. ALLOWAY.

EYRE G. ELLIS.

Sydney, 28 February, 1866.

EYRE G. ELLIS, Esq., to COLONIAL SECRETARY.

Sydney, 1 March, 1866.

SIR,

I respectfully beg leave to resign my appointment as a member of the Board of Visitors of the Lunatic Asylums at Parramatta and Tarban Creek. My reason for doing so is that the Board has really no powers, and that it would be all but useless to go on with a state of things which I heartily disapprove of, but which the Board has no power to remedy. Several of the matters referred to in this letter have been already noticed by the Board, in our recent Report; but I feel so strongly about them that I cannot refrain from again adverting to them, even at the risk of being deemed importunate. I am encouraged to state the facts plainly, however, by the great interest which you evinced in the subject, on the occasion of your late visit to the Asylum at Tarban Creek.

2. In making these observations, I desire to be understood as not reflecting in any way upon the officers of the Institution; I only complain of the inadequacy of the means at their disposal for the proper discharge of their trying duties; I believe the patients are treated kindly and humanely, and are as well cared for as the condition of the Asylum will admit.

3. At the present moment, there are 321 male and 181 female patients in the Asylum at Tarban Creek, making a total of 502, a number out of all reason disproportioned to what it is capable of decently accommodating; even with the new wing which is now being built, it will only be fitted for the reception of about 350. In addition to the cells and dormitories, the day rooms, and even the passages (which are only between 4 feet 10 inches and 5 feet wide) are filled with beds. In the female wards it has been found necessary to put two to sleep in the same cell, one of them in the ordinary camp-bed, and the other in a bed on the floor. The most respectable and virtuous are associated indiscriminately with the most vicious and abandoned. The only classification is with reference to the demonstrative character of the disease, as refractory, sub-refractory, &c. It is as much as the Superintendent can do to find room for them in any shape; in fact, every defect connected with the place is aggravated by over-crowding; and until this is remedied, it is in vain to talk of ameliorating the condition of the unfortunate inmates.

4. But even apart from the paramount evil of over-crowding, the state of the Asylum seems but little calculated to promote the recovery of those whose sad lot it is to be consigned to it. There is an entire deficiency of everything like proper day room accommodation for the patients. The day rooms, already referred to as being also used as sleeping rooms, are only about 11 feet wide, and are situated between the sleeping cells and the enclosed yards; the doors of the cells open into these day rooms, the windows of which afford no other view than the dead wall beyond; there is no accommodation or convenience of any kind in them—not even a form to sit upon; and when it is considered that, in wet or cold weather, these are the only places, except the open verandahs in the yards, to which the patients can retire for shelter, it must be obvious that they are wholly insufficient for the purpose for which they were intended. When huddled together in these

these rooms, the mental excitement of the patients is greatly increased, and the screams and frantic excesses of the more violent ones cannot but seriously tend to the prejudice of those amongst them in whom the light of reason is not wholly extinguished. As if to make matters worse, only two of the wards on the men's side have any day rooms at all.

5. The airing yards on the men's side, with the exception of one, have no external windows; they are surrounded on all sides by the day rooms, dormitories, cells, and water-closets. The view of the river, and of every other object that could tend to occupy or amuse the minds of the patients, is completely shut out. With the exception of those who may be employed about the Asylum, it may safely be said (to use the language of a former Report) "that during the many hours which are not devoted to rest or meals, the patients are absolutely without any salutary diversion to turn the current of their morbid thoughts, or any healthy exercise for their bodies. Confined to these airing yards, they are left to wander about, or sit, or lie down, feeding on their own fancies, or mutually aggravating each other's excited feelings." The same observations apply to the airing yards on the female side; and, as if to perpetuate the evil, the additions to the building now in progress are in strict accordance with the objectionable plan already in existence.

6. The water-closets have no ventilation, and are so defectively constructed that in some of the yards the smell from them is most abominable.

7. Considering the very large quantity of unusually dirty bed-clothes and wearing apparel which has to be washed every week, it would be a great improvement if some of the mechanical aids provided for other large institutions could be supplied. The means for washing are so insufficient that, as a general rule, they furnish the patients with only one shirt a week—for constant wear by day and by night, through every change of season and temperature. In the General Hospital in Melbourne there is an admirable contrivance, by which the washing for 600 or 700 patients can be expeditiously done with comparatively little labour. The want of a drying-room for the clothes, in wet weather, is much felt; the laundry is much too small.

8. The means of bathing for the patients are also insufficient; a number of them are successively washed in the same baths, and although the small tap is kept running during the process, it is practically very little better than washing them in the same water—a most disgusting practice when the bodily ailments of some of the patients are taken into account. This might, to a great extent, be easily remedied by the erection of baths in the river, which is only a short distance from the Asylum.

9. If the grounds in front of the Asylum were enclosed, it would be an immense advantage. The planting, laying out, and care of these grounds, would be a source of healthful recreation and amusement, if not to all, at least to very many of the patients; and even those who were incapable of any labour, could not fail to be benefited by the ample space and pure air which they would enjoy, instead of the present monotonous and prison-like yards to which, with some exceptions, they are confined from morning till night. The erection of a few large sheds on the grounds so enclosed, similar to those now in use at the Parramatta Asylum, would also be a great contribution to the comfort of the patients, as they could retire to them for shelter or amusement during rain or the excessive heat of the sun. If these few improvements were effected, I believe they would conduce more than anything else to the cure of the patients.

10. The want of proper accommodation for the officers and attendants has been referred to in the Report of the Board. As many as six of the attendants sleep together in a small room about twelve feet square. They are constantly on duty, from 6 in the morning till 7 in the evening, with the exception of half an hour for breakfast and the same time for dinner, and they have no place to which they can retire even for a few minutes' relief from the incessant din and clamour of the patients.

11. The Board are unanimously of opinion that the soothing effects of religious influence would have a beneficial effect upon the minds of many of the patients. The only place which is at present available for religious service of any kind is the Board Room, than which it would be difficult to conceive a place less calculated to promote a soothing effect of any kind, either moral or religious. If reasonable facilities were afforded for religious services, there can be no doubt but that clergymen would be only glad to attend from time to time, and do what they could for the benefit of those who were capable of attending to their ministry.

12. With the exception of some books from the library, the means of recreation and amusement are of the most limited description. A dilapidated bagatelle board, a few packs of cards, and some dominoes, were the only provision of the kind that I noticed during any of my visits.

I have, &c.,

EYRE G. ELLIS.



1865-6.

LEGISLATIVE ASSEMBLY.

NEW SOUTH WALES.

LUNATIC ASYLUMS.

(MANAGEMENT OF TARBAN—REMOVAL OF DR. BRERETON.)

Ordered by the Legislative Assembly to be Printed, 27 March, 1866.

RETURN to an Order made by the Honorable the Legislative Assembly of New South Wales, dated 27 February, 1866, That there be laid upon the Table of this House,—

“ Copies of all Reports or Recommendations of the Medical Board or Visitors to the Tarban Creek Lunatic Asylum, or any of them, to the Government, during the year 1865, having reference to an improved system of managing that Establishment, or treatment of the Insane; also, all Correspondence connected with the removal of Dr. J. Le Gay Brereton from the office of Medical Visitor to the Tarban Creek Asylum.”

(Mr. Tunks.)

SCHEDULE.

NO.	PAGE.
1. Medical Board of Visitors to Lunatic Asylums to Colonial Secretary, 7 June, 1865, submitting suggestions for management and erection of a new Lunatic Asylum, &c. . . . .	2
2. Under Colonial Secretary to Drs. Cox and Brereton, 15 September, 1865, respecting the publication of above letter in the <i>Sydney Morning Herald</i> . . . . .	4
3. Dr. Cox to Under Secretary, 18 September, 1865, in reply . . . . .	4
4. Dr. Brereton to Under Secretary, 19 September, 1865, in reply . . . . .	4
5. Under Secretary to Dr. Brereton, 22 September, 1865, notifying that being a contractor disqualifies him from being a Member of the Board of Medical Visitors to the Lunatic Asylums . . . . .	4

## LUNATIC ASYLUMS.

No. 1.

DRS. COX AND BRERETON to COLONIAL SECRETARY.

Sydney, 7 June, 1865.

SIR,

We, the undersigned Medical Visitors of Lunatic Asylums, understanding that a large sum of money has been voted by Parliament for the erection of a new Asylum, consider that we should be neglecting a public duty, were we not to point out the many errors and deficiencies in the construction and management of the present Asylums—errors which have been again and again repeated, especially in the numerous additions to the Tarban Asylum; and also to direct attention to the means of avoiding them in future operations; as any money spent in erecting buildings similar to those now in use would be worse than thrown away—being made unintentionally the means of increasing those sufferings which it is the object of such institutions to alleviate.

We beg therefore respectfully to offer the following suggestions for the erection and management of a new Asylum:—

1st. That all rooms be airy, of a cheerful aspect, and commanding views beyond the walls of the building.

2nd. That the building should be thoroughly drained, and a sufficient supply of water be provided to flush the drains when necessary.

3rd. That suitable water-closets be erected, so that no foul accumulations can take place in the wards or yards, and that all cesspools be beyond the limits of the building and on a lower level.

4th. That the building be supplied with a chapel and an hospital.

5th. That workshops be erected for the employment of male patients, and tools and materials be supplied for their following various handicrafts—such as tailors, shoemakers, carpenters, upholsterers, smiths, &c.; and that the women, so far as is practicable, be engaged in needlework and various domestic employments.

This regulation has been attended with the most satisfactory results in the English Asylums, where gardens and farms are cultivated, household work performed, and a great part of the furniture, clothing, bed and table linen, &c., made by the patients on the premises.

In the Asylum at New Norfolk, Tasmania, most of the shoes and clothes of the establishment are supplied and kept in repair in the same manner.

6th. That every facility be offered for the patients taking exercise both in wet and dry weather, and that suitable out-door shelter be provided for their use in hot weather.

7th. That a proper kitchen be erected in the rear, not in the front of the building; that the dining rooms be sufficiently large to accommodate the inmates; that their food be decently served up and comprise the various common fruits and vegetables in their season. These could easily be cultivated by the patients on the premises, which would not only be a benefit to those so employed, but be also a great saving to the public purse.

8th. That suitable accommodation be provided for the patients washing themselves at least once a day; that commodious bath-rooms be erected, and that every inducement be held out for frequent bathing; that the body linen of the patients be changed at least twice a week, and that their clothing be of a varied and cheerful appearance.

9th. That the rooms be so furnished as to present a home-like and comfortable aspect.

10th. That the dormitories have wooden floors, and be supplied with all necessary furniture; that each patient be allowed a separate bed, and that no beds be permitted in the passages on any consideration whatever.

11th. That every facility and encouragement be offered, not only for the relations and friends of the patients, but also for the public, frequently to visit the Asylum—a practice highly recommended by the Commissioners in Lunacy in England.

12th. That games and exercises be encouraged out of doors, and various amusements in doors.

That there be a sufficient supply of books, periodicals, and illustrated papers; that drawing and writing materials, and other means of innocent and useful recreations, be supplied to such as desire them. How welcome these would be to many, may be inferred from the fact that patients in Tarban have been known to make hats and baskets with the weeds growing in the yards, and have drawn heads and other figures on the walls, with variously coloured stones picked up in the yards.

13th. That music and singing be encouraged among the patients, which we think would supersede much of the howling and cursing with which the unoccupied and closely pent lunatics now vent their excitement.

14th. That there be daily readings of a varied character, and that occasional public entertainments be given, such as magic-lantern exhibitions, concerts, balls, &c.

That

That the patients be encouraged in the cultivation of flowers, either in garden plots or flower-pots, and in keeping birds and pet animals. There is a pretty garden in the Parramatta Asylum, called the "green yard," which was laid out and is kept in order by a dangerous and incurable lunatic. Any innocent means of diversion have been found in the English Asylums to avert violent paroxysms in incurable lunatics, and to expedite the recovery of those who are curable.

If the above suggestions be carried out in the contemplated new Asylum, we believe it will be not inferior to the best in England; but in the meantime, considering the long interval which must elapse before such a building can be completed, we deem it imperative that immediate steps be taken to palliate the worst evils in the construction and management of our present Asylums, which are a disgrace to the Colony, especially that of Tarban.

We therefore recommend—1st. That all privies and cesspools be removed beyond the walls of the building, so that their foul contents cannot soak into the yards and bed-rooms, as is now the case, especially at Tarban.

2nd. That a small engine, such as that now in use at the Abattoirs, be erected at Tarban, for the purpose of raising water from the Parramatta River so as to flush the drains, and that all the privies and cesspools be connected with such drains.

The drain at Tarban requires also to be reconstructed, being connected with the top instead of the bottom of the cesspools. The fall from Tarban renders an efficient drainage very easy.

3rd. That the piggeries in the immediate vicinity of the wards at Tarban be removed.

4th. That the large paddock in front of the Tarban Asylum be appropriated for the exercise and recreation of the patients, and the garden for the growth of vegetables and fruits for their use. The paddock alluded to is admirably situated for a pleasure ground, and requires enclosing on two sides only—a work which the patients might themselves easily carry out under proper superintendence.

The want of such grounds is one of the worst features of our Asylums. In the 16th Report of the Commissioners in Lunacy, occurs the following remark on the Stafford County Asylum:—

"We are inclined to attribute much of the excitement we observed among the women to the gloomy character of the wards in which the more refractory patients are placed, and to the confined nature of the airing ground provided for their exercise."

It would be difficult for man to devise more gloomy dens than the wards of our Lunatic Asylums—especially that of Tarban, or more confined and dreary yards for exercise.

5th. That larger dining-rooms be used at Tarban, where at present two rooms of 19 feet by 16 feet are made to accommodate 120 patients daily.

6th. That seats be provided in the yards of the Asylums, so that the patients shall not be compelled to sit on the cold stones and in the privies, as is at present the case.

7th. That the dormitories of the Asylums be dimly lighted at night; and that a warder sleep adjoining every dormitory at Tarban, as is the practice at Parramatta, so that refractory patients cannot fight and injure each other unknown to the keepers, as occurs in Tarban.

8th. That only one person be allowed to sleep in the locked cells, where now two sleep.

9th. That two washstands be allowed to every seven patients at least; and that fresh water be supplied to each patient.

10th. That all the regulations recommended in the management of the proposed new Asylum, be carried out, as far as practicable, in those now in use.

We consider it highly important that a Minute-book be kept of the transactions of the Visiting Board, and that not less than three form a quorum of such Board, and that every member of the Board be duly apprised by the Chairman of each intended meeting.

It is our opinion that the present Visiting Board is inefficient, for want of a Board of Control to carry out its suggestions. We, therefore, deem it advisable that it be constituted a Board of Suggestion, with greater power than it at present possesses; and that a Board of Control be instituted, with power to direct the Manager in all points except in that of medical treatment, in which department his authority should be uncontrolled.

If this arrangement should be deemed too complicated, we suggest that the present Board should be enlarged by additional members—not necessarily medical men—of business knowledge and habits, and be constituted a Board of Control, with powers as above recommended.

Finally, we regret that we are unable to visit the Tarban Asylum, as in duty bound, at night, and at uncertain hours, on account of its inaccessibility by land.

We have, &c.,

JAMES C. COX.

J. LE GAY BRERETON, M.D.



## LUNATIC ASYLUMS.

## No. 2.

UNDER COLONIAL SECRETARY to DRS. COX AND BRERETON.

Colonial Secretary's Office,  
Sydney, 15 September, 1865.

GENTLEMEN,

Drawing your attention to the *Sydney Morning Herald* newspaper of the 2nd instant, in which is printed a copy of your letter to the Colonial Secretary of the 7th June last, relative to the management of the Lunatic Asylums,—I am directed by Mr. Cowper to inform you that he considers the act of publishing that communication, by whomsoever committed, to be officially irregular, and inconsistent with the position which you hold, under the Government.

I have, &c.,  
WM. OWEN.

## No. 3.

DR. COX to UNDER COLONIAL SECRETARY.

130, Phillip-street,  
18 September, 1865.

SIR,

I beg to acknowledge the receipt of your letter of the 15th instant, addressed to Dr. Brereton and myself; and in reply, as far as regards myself, beg most respectfully, but decidedly, to state that the document referred to, as published in the *Sydney Morning Herald* of the 2nd instant, was published without my knowledge and without my sanction; and further, that the contents of that document were never communicated by me to any one, either verbally or by writing,—but shall make it my duty (should the Government require) to ascertain from the proprietors of that journal, from whom, or from what source, the contents of that document were communicated to them.

I have forwarded your letter to Dr. Brereton.

I have, &c.,  
JAMES C. COX.

## No. 4.

DR. BRERETON to UNDER COLONIAL SECRETARY.

Sydney, 19 September, 1865.

SIR,

In reply to your letter of the 15th instant, received by me yesterday, referring to a letter published in the *Sydney Morning Herald* of the 2nd instant,—I beg to state that the same was not published by my authority, and that on inquiry made to-day at the *Herald* Office, I was assured by one of the proprietors, and by the Editor of that journal, that the document in question was published with the consent of Mr. Cowper.

I have, &c.,  
J. LE GAY BRERETON.

## No. 5.

UNDER COLONIAL SECRETARY to DR. BRERETON.

Colonial Secretary's Office,  
Sydney, 22 September, 1865.

SIR,

I am directed by the Honorable the Colonial Secretary to inform you that his attention has been drawn to the fact of your being a contractor for certain matters connected with the Asylum at Tarban Creek, of which you are a Visitor; and that, in the opinion of the Government, your position as contractor disqualifies you from retaining that of Visitor to the Asylum.

I have, &c.,  
WM. OWEN.

1865.

LEGISLATIVE ASSEMBLY.

NEW SOUTH WALES.

## STATE AID TO RELIGION.

(PETITION OF G. U. ALLEY.)

*Ordered by the Legislative Assembly to be Printed, 5 December, 1865.*

To the Honorable the Legislative Assembly of New South Wales, in Parliament assembled:

The Petition of the undersigned George Underwood Alley, of Araluen, Licentiate Anglesey Lying-in-Hospital; Dublin, and General Medical Practitioner,—

SHEWETH :—

That looking to the future of New South Wales, in its religious, political, and social aspects, your Petitioner, as the head of a numerous family, views with the greatest anxiety the abolition of State Aid to Public Worship; because, politically, the Constitution Act being violated, and "the mutual engagements which form the basis of that enactment" being repudiated, that confidence and good faith, which should exist and be inviolably maintained between the governed and the governing, is likely to become but the memory of the past; no institution, no matter how sacred, will be considered safe; and grants of public money, though forming a fundamental principle of the Constitution, even though guaranteed on the honor and good faith of the Crown, will not be relied on. Religious teaching and aid to Public Worship being ignored by the State, the result will be, Churches without religion, save in its outward forms, and congregations without clergymen educated and trained for the sacred office; and hence will arise a demoralized people and expensive police, and ignorance, vice, and crime rampant.

That no more distressing feeling can attend the last moments of a Christian parent than that he is about to leave his children, and his children's children, in a country where the State refuses to make provision for Public Worship; where clergymen, educated for the sacred office, are to be compelled to depend for their daily bread upon the charity, miscalled free-will offerings, of a needy people; and where the policeman, for the apprehension of criminals, is amply provided for, in preference to the clergyman, whose study it is, by precept and example, to prevent the commission of crime, by inculcating obedience to the laws of God and man.

That it was morally wrong, and politically unjust, to legislate upon a measure so materially impairing the Constitution, and abrogating the "vested interests" of a majority of the population, without first appealing to the electors of the Colony, and to press such a Bill through Parliament (passing its second reading by a majority of one only), against the appeal of fourteen thousand petitioners, representing the unanimous opinion of the majority of the whole population; while to legislate in conformity with the views of the minority, represented by eight thousand, presents an anomaly in legislation highly unsatisfactory, and much to be deplored.

That to attempt to justify the abolition of State Aid to Public Worship upon the plea that "the vested interest of the present incumbents is preserved," is as infelicitous as it is fallacious; because the clergyman has no vested interest whatever in his stipend; he may at any time be removed, or may resign, and cannot retain it, or any portion of it, nor even transfer it; therefore, your Petitioner respectfully submits that, as the annual grant of twenty-eight thousand pounds forms part of the Civil List mentioned in "Schedules A, B, and C, accepted and taken by Her Majesty, Her Heirs and Successors, instead of all territorial, casual, and other revenues of the Crown," expressly to enable Her Majesty, Her Heirs and Successors, to fulfil, without parliamentary interruption or interference by Her Majesty, Her engagements, to several Religious Denominations entitled to State Aid,—"the vested interest" in the said annual grant is actually in those religious denominations, their heirs and successors, so long as New South Wales shall continue to be a dependency of the British Crown.

That the "Minute" in the "Despatch, No. 14, enclosure No. 8," dated "Sydney, 21st January, 1863, viz. :—The advocates of State Aid are hopelessly at variance "amongst themselves," is contradicted by the marked unanimity of the several Denominations who petitioned against its abolition, supported by the petitions of the Bishop and Clergy of the Church of England, and the Archbishop and Clergy of the Church of Rome. Your Petitioner further submits that, though there is some trifling difference of opinion as to the manner of its distribution, there is none whatever affecting the principle; they desire it to be maintained in all its integrity, as its abolition involves very grave considerations of religion, loyalty, and order, in the future of the Colony. Your Petitioner admits that its appropriation might be made more equitable, more extended, and more useful, by adopting the principle which regulates the grants for building Churches and Schools.

That the statement in the Despatch above referred to, namely, "the divisions upon it were close," fails to inform the Secretary of State of the peculiar facts, and the untoward features that attended every stage of the Bill for the abolition of State Aid to Public Worship, and of the state of public opinion, which, had he been made fully acquainted with, the great probability is, Her Majesty would have been advised to withhold the Royal Assent.

That the very strange circumstances attending every stage of the Bill to abolish State Aid, unless that Act be repealed, may, at some future period of more open discontent and political agitation, be referred to, in order to justify a want of confidence in the wisdom and integrity of Parliament, and to bring such form of Responsible Government into contempt. It may also be urged that, when Her Majesty assented to the Act, the main pillar of the Constitution was laid prostrate, and the corner-stone of Republicanism erected; and referring to the character and purpose of the Act, violating the Constitution and repudiating a just debt, the republican agitator may rouse an impassioned people to act upon his probable suggestion, that British rule without British faith is not that rule which the subject expects, and has a right to, under the Crown of England.

That the Despatch of the Secretary of State for the Colonies, dated 20th July, 1855, sec. 17, states, "The Schedules containing the Civil List is in effect an enactment "withholding certain portions of the regular expenditure from being voted in the annual "Estimates;" therefore, it is not unreasonable to infer that, in dealing with that portion of the Civil List "abolishing" the annual grant to Her Majesty in aid of Public Worship," the Parliament legislated in excess of its constitutional powers, and in violation of the mutual engagements of the Crown and Parliament, which form the basis of the Constitution Act.

That your Petitioner deeply regrets feeling obliged to petition your Honorable House at such length, but he considers it due to the country of his adoption—the home of his children—to bring under your serious consideration what he believes to be the truth, and what is likely to be the unhappy results of the Act in question, that your Honorable House may—by your wisdom, by your patriotism, by your love of truth, of justice, and integrity, by your fealty to the Crown, and for the sake of and in the name of religion, loyalty, and order—avert those evils which ever attend hasty legislation on constitutional questions injuriously affecting the "vested interests" and constitutional rights of the people.

Wherefore, your Petitioner prays that your Honorable House will repeal "the Act for the abolition of State Aid to Public Worship," and re-enact "Sir Richard Bourke's Church Act."

And your Petitioner, as in duty bound, will ever pray.

GEORGE UNDERWOOD ALLEY.

*Araluen, November 27th, 1865.*

1865-6.

LEGISLATIVE ASSEMBLY.

NEW SOUTH WALES.

## STATE AID TO RELIGION.

(PETITION—"COMMITTEE ON INDISCRIMINATE ENDOWMENTS.")

*Ordered by the Legislative Assembly to be Printed, 7 March, 1866, A.M.*

To the Honorable the Legislative Assembly of New South Wales.

The Petition of the undersigned,—

SHEWETH :—

That your Petitioners are a Committee on Indiscriminate Endowments, appointed by the Synod of Eastern Australia, in November last, with instructions to take such steps, in the event of any proceedings in Parliament bearing on the subject of State Aid to Religion, as might seem suitable and necessary.

That your Petitioners have observed with concern, that a motion has been made in your Honorable House, and is now under its consideration, which contemplates the restoration and exercise of "the power to make grants of public money in aid of public worship."

That while your Petitioners hold, that it is the duty of civil rulers to make adequate provision, so far as may be practicable, for the scriptural dispensation of religious ordinances among their subjects, they are constrained to regard the system of indiscriminate endowments, which obtains in this Colony, and which it is now proposed to perpetuate by a permanent grant "for defraying the expense of public worship," as infidel in principle, and practically injurious to the cause of religion, and as, therefore, involving a wasteful and highly objectionable expenditure of public money.

That the argument which seems to be chiefly relied on in defending this system—that all who contribute to the revenue are equally entitled to grants from the Public Treasury, to defray the expense of religious ministrations to which they are attached—proceeds upon an erroneous view of the duty of Government with respect to the expenditure of the public money; its duty in this matter clearly being not to distribute the funds intrusted to it among those from whom they were derived, but to apply them for the advancement of the interests of the community.

That the proposal to perpetuate State Aid to Religion seems peculiarly inopportune in the present circumstances of the Colony, which are generally and justly regarded as demanding retrenchment.

May it please your Honorable House to take the premises into your consideration, and to allow to them, in dealing with the question of State Aid to Religion, the practical influence to which they may be entitled.

And your Petitioners will ever pray.

WILLIAM McINTYRE, Minister.

JAMES McCULLOCH, Minister.

PETER STEWART, Elder.



1865-6.

LEGISLATIVE ASSEMBLY.  
NEW SOUTH WALES.

STATE AID TO RELIGION.

(PETITION—R. SADLEIR, R.N.)

*Ordered by the Legislative Assembly to be Printed, 16 March, 1866.*

To the Honorable the Legislative Assembly of New South Wales.

The humble Petition of Richard Sadleir, Commander, Royal Navy,—

SH EWETH :—

That Petitioner prays your Honorable House may not revive the much vexed question of State Aid, so recently assented to by Her Most Gracious Majesty as part and portion of the Civil List granted to Her by the Constitution Act.

Further, Petitioner respectfully states that religion affecting men's consciences and their souls, is not within the province of secular and political assemblies, "as the Civil Government only relates (as Locke has stated) to men's civil interests;" and, as a consequence of such interference, has corrupted the purity of religion, and done violence to the rights and liberties of mankind.

That the system of paying all religious denominations, which is the principle of the Constitution Act, would foster, at the expense of the State, rivalries and divisions throughout our population, and be, in proportion to the numerous divisions, futile and expensive. The State originally supported but one denomination, it now supports or grants funds to four State Churches, and may, on the principle of religious equality and justice, have to support numerous religious sects throughout the Colony, and so have to increase the grant at a time the question of the Church and School Lands is unsettled.

That it is impolitic to contribute money support to persons over whom the State has no direct control, not being recognized as civil servants of the Crown.

That it is a violation of justice to enforce by law (the question being a religious question, and not a financial one) that those who pay their own clergy by voluntary contributions (£65,000) should be obliged to contribute to the support of creeds they abjure, and from Churches and ministers they derive no benefit from.

That, looking at the moral bearing of the question, the State destroys the distinction between truth and falsehood—between right and wrong.

That five Bishops of New Zealand, the Episcopal Bishop of Newcastle, and an influential portion of the Roman Catholic hierarchy and laity in Dublin, have recorded their opinions against State interference with religion, adopting the voluntary system as efficient.

That in proof of this decision, Petitioner would respectfully direct attention to the large and active missionary and other religious Societies, many years in operation, depending entirely upon the voluntary principle for extending Christianity to the heathens; and further, that the Great Head of the Church has distinctly laid down this principle; also, that the Church, for four centuries persecuted by the State, extended the Christian Faith, upon the same principle which has been so triumphantly carried out in the United States, where the elections and the Houses of Assembly are thereby freed from the bitterness and strife which this system of State Aid engenders in this Colony.

And your Petitioner will, as in duty bound, ever pray.

RICH D. SADLEIR.

Liverpool.



1865-6.

LEGISLATIVE ASSEMBLY.

NEW SOUTH WALES.

STATE AID TO RELIGION.

(PETITION—J. RICHARDSON.)

*Ordered by the Legislative Assembly to be Printed, 20 March, 1866.*

To the Honorable the Legislative Assembly of New South Wales.

The Petition of the undersigned,—

HUMBLY SHEWETH:—

(1.) That your Petitioner views with alarm, the introduction into your Honorable House of a motion having for its object the perpetuation of State Aid to Religious Denominations of various sentiments and creeds.

(2.) That this question was settled some years since, by a grant of a sum of £28,000 per annum, to be divided, *pro rata*, among certain religious bodies, and to cease only at the death of the various recipients entitled thereto.

(3.) That the above settlement was accepted by all parties, whether opposed to the practice of indiscriminate endowment or not, as a compromise, consistent with justice and good faith, to every individual whose interests were involved.

(4.) That from regard to the peace of the community, your Petitioner earnestly deprecates the renewal of agitation on this matter, which, if continued, will inevitably raise the question of the injustice involved in the taxation of any class of the community for the benefit of others alone.

(5.) That your Petitioner is moved to address your Honorable House, in consequence of a resolution passed at a numerously attended public meeting, held in the Masonic Hall, on the evening of Thursday, March 15th, 1866, over which he presided as Chairman, and at which the above sentiments were expressed and approved.

(6.) Your Petitioner, therefore, humbly prays that your Honorable House will take the premises into your consideration, and will refuse your sanction to the proposal now before your Honorable House, for altering the existing settlement of this matter.

And your Petitioners will ever pray, &c., &c.

J. RICHARDSON.





1865-6.

---

LEGISLATIVE ASSEMBLY.  
NEW SOUTH WALES.

---

STATE AID TO RELIGION.

(PETITION—EDEN.)

---

*Ordered by the Legislative Assembly to be Printed, 21 March, 1866.*

---

To the Honorable the Legislative Assembly of New South Wales, in Parliament assembled.

The Petition of the undersigned Members of the several Religious Denominations in receipt and entitled to a portion of the annual grant of £28,000 in aid of Public Worship, of the Electorate of Eden,—

SHEWETH :—

That your Petitioners are of opinion that the “ Act for the Abolition of State Aid to Public Worship ” seriously impairs the constitution of the Colony, gravely compromises their holiest interests, injuriously affects religion and morality, involving the most grave considerations of loyalty and order in the future of New South Wales ; abrogates the mutual engagements of the Parliament and the Crown forming the basis of the constitution guaranteeing the annual grant in aid of public worship ; and was most untowardly enacted, in opposition to the petitions of fourteen thousand members of the religious denominations, representing a large majority of the entire population of the Colony.

That your Petitioners, therefore, earnestly pray that your Honorable House will, during the present Session of Parliament, repeal the “ Act for the Abolition of State Aid to Public Worship,” and re-enact Sir Richard Bourke’s Church Act.

And your Petitioners, as in duty bound, will ever pray.

[*Here follow 136 Signatures.*]

November, 1865.

---



1865-6.

LEGISLATIVE ASSEMBLY.

NEW SOUTH WALES.

---

**CHURCH AND SCHOOL ESTATES.**

(CORRESPONDENCE RESPECTING DISTRIBUTION OF FUND.)

---

*Ordered by the Legislative Assembly to be Printed, 4 April, 1866.*


---

## MINUTE PAPER FOR THE EXECUTIVE COUNCIL.

Colonial Secretary's Office,  
Sydney, 14 June, 1865.

AN amended plan of distribution of the proportion of the Church and School Estates' Fund available for the Church of England for the year 1864, having been submitted by the Bishop of Sydney, I beg to recommend it for approval. In doing so, however, I cannot refrain from pointing out what appears to me a very objectionable mode of dealing with these Funds by the Heads of the respective Churches receiving aid from the revenue raised from the Church and School Estates.

I would recommend that the Executive Council sanction my addressing an intimation to the Heads of the Church of England, the Church of Rome, the Presbyterian Church, and the Wesleyan Church, that the subject will be taken into consideration by the Government without delay, with a view to the laying down some general rules by which the Fund may be in future distributed. And, as a leading feature in such regulations, I think it should be laid down, that the revenue should be appropriated to the more distant and thinly populated districts, and not within the City of Sydney and the County of Cumberland, which now seem to have the benefit, to an unreasonable extent, not only of the Funds granted under the Schedule to the Constitution Act, but also of these Funds in addition. This appears to me to be unjust. Such regulations to be of course subject to any legislation which may be carried out, either in the forthcoming or any future Session of Parliament.

CHARLES COWPER.

---

Minute 65/23, 15 June, 1865.—Confirmed, 20 June, 1865.

UPON the recommendation of the Honorable the Colonial Secretary, the Executive Council approve of the amended plan of distribution of the proportion of the Church and School Estates' Fund, available for the Church of England (Diocese of Sydney), for the year 1864, as proposed by the Bishop of Sydney.

The Council also approve of the steps proposed by the Honorable the Colonial Secretary, as herein set forth, with reference to the future distribution of the Fund referred to, and advise that they be adopted and carried into effect.

ALEX. C. BUDGE,  
Clerk of the Council.

Approved—23 June, 1865.

J.Y.

UNDER COLONIAL SECRETARY to LORD BISHOP OF SYDNEY.

Colonial Secretary's Office,  
Sydney, 6 July, 1865.

MY LORD,

By direction of the Colonial Secretary, I had the honor to address to Mr. James a communication of the 29th ultimo, No. 49, sanctioning certain appropriations of the revenues of the Church and School Lands for the current year, submitted in his letter of the 8th ultimo.

2. I am directed to inform your Lordship that that sanction has reference only to those particular appropriations, and not to the principle on which they were made; nor can it be accepted as a precedent for any future distribution.

3. The Government propose, at an early period, to take into consideration the mode in which these revenues have hitherto been appropriated by the Heads of the respective Churches, with the view of laying down some general principle, and framing some regulations, by which those revenues may in future be distributed.

4. It appears to the Colonial Secretary, that the aim and scope of such distribution should be to supply the wants of the more distant and sparsely peopled districts, rather than, as hitherto, those of the wealthier communities of the metropolitan districts.

5. The extent to which these last named districts absorb the benefits, not only of these revenues, but of the funds granted under the Schedule to the Constitution Act, does not appear to the Colonial Secretary to be equitable or just to the other and more distant districts of the Colony.

6. I am to add, that any regulations that may be determined upon will, of necessity, be subject to any enactments that may be passed by the Legislature in the forthcoming or any future Session of Parliament.

I have, &c.,  
W. OWEN.

Similar letter addressed to—

Archbishop Polding, 6th July, 1865 ;  
Bishop of Goulburn, 10th July, 1865 ;  
Bishop of Newcastle, 10th July, 1865 ;  
Chairman of Wesleyans, 22nd August, 1865 ;  
Moderator of Synod of Australia, 22nd August, 1865.

1865.

LEGISLATIVE ASSEMBLY.

NEW SOUTH WALES.

# NATIONAL EDUCATION.

(FURTHER CORRESPONDENCE RELATIVE TO APPLICATION FOR ADDITIONAL AID.)

*Ordered by the Legislative Assembly to be Printed, 1 December, 1865.*

[See Question (2) in Votes 22 of present Session.]

CHAIRMAN, BOARD OF NATIONAL EDUCATION, to COLONIAL SECRETARY.

*National Education Office,  
Sydney, 30 August, 1865.*

SIR,

I have the honor, by direction of the Board of National Education, to submit, for your information, the accompanying estimates of the probable amount required for National School purposes for 1866.

2. In framing these estimates, regard has been had to the necessity for maintaining in full efficiency the schools already in operation under the National System, and for providing funds to aid in the establishment of the new schools rendered necessary by the growth of population. The attention of the Commissioners has, therefore, been directed to three classes of schools for which expenditure will be required, viz. :—

1. Schools already established.
2. Schools applied for in 1865, for which aid cannot be granted till 1866.
3. Schools to be applied for in 1866.

The extension of the Board's operations, and the spread of the National System, must depend entirely upon the provision made for the two latter classes of schools; and in view of the numerous and urgent appeals for assistance already submitted to them this year, and of the still greater number expected to be received in 1866, the Board trust that Parliament will, by a liberal vote for the ensuing year, place them in a position to administer to the educational wants of the Colony.

3. The Board are sensible that the total amount of the estimate may, in comparison with the sums voted by Parliament in previous years, appear excessive; but a careful scrutiny of the detailed estimates will shew that greater economy could only be exercised by wholly or partially withholding assistance from applicants whose claims the Board are compelled to admit to be equal to those which, under the system they have been appointed to administer, have been previously admitted to share in the funds intrusted to them. It will further be observed, that twenty-five applications for aid, in the shape of salary and books, and thirty-one other applications for building grants, have been postponed till 1866, in consequence of the inadequacy of the vote for 1865. The estimates now forwarded are, therefore, virtually equivalent to a supplementary estimate for 1865, in addition to the estimates for 1866.

4. The Board desire me in conclusion to observe that, although their application is, in one point of view, for an increase of funds, and for the *extension* of National Education, it is more correctly an application for the means of simply retaining the existing standard. Their estimate is limited to the demands pending and expected as the result of the advance of population, and to refuse which is to depart from the system which the public consider as at present established under the authorized regulations.

## NATIONAL EDUCATION.

Among numerous applications, equally regular and equally urgent, the Board shrink from the task of deciding which shall be rejected, and what localities shall in consequence be refused the means of education.

If, therefore, the means of conducting the system under the existing regulations be denied them, they request to be supplied with some instructions for their guidance in so modifying these regulations as to accord with that retrogressive policy which it will then be necessary to avow, in regard to the support of National Education by the Public Revenue.

I have, &c.,  
G. K. HOLDEN,  
Chairman.

[Enclosure in foregoing.]

## ESTIMATED EXPENDITURE FOR 1866.

## GENERAL MANAGEMENT.—SCHEDULE A.

	£	s.	d.	£	s.	d.
Salaries .. .. .	4,771	0	0			
Sundries .. .. .	2,380	0	0			
				7,151	0	0

## SCHOOLS.—SCHEDULE B.

1. Salaries for schools in operation .. .. .	27,908	0	0			
2. Salaries applied for in 1865, for which aid cannot be granted till 1866 .. .. .	2,800	0	0			
3. Salaries required for additional schools to be opened in 1866.. .. .	2,936	0	0			
				33,644	0	0

## BUILDINGS.—SCHEDULE C.

1. School buildings applied for in 1865, for which aid cannot be granted till 1866 .. .. .	8,555	6	8			
2. School buildings to be erected or repaired in 1866 .. .. .	5,178	16	8			
				13,734	3	4

## SUNDRIES.—SCHEDULE D.

1. Books for new schools .. .. .	350	0	0			
2. Teachers' travelling expenses.. .. .	350	0	0			
				700	0	0
				£55,229	3	4

## GENERAL MANAGEMENT.—SCHEDULE A.

1. Salaries .. .. .	4,771	0	0			
2. Sundries .. .. .	2,380	0	0			
				7,151	0	0

## SCHOOLS.—SCHEDULE B.

I.—Salaries for schools in operation in 1865 .. .. .	27,908	0	0			
II.—Salaries applied for in 1865, for which aid cannot be granted till 1866:—						
1. Appin .. .. .	84	0	0			
2. Barber's Creek .. .. .	84	0	0			
3. Booral .. .. .	84	0	0			
4. Balranald .. .. .	84	0	0			
5. Bethany .. .. .	84	0	0			
6. Crookwell .. .. .	84	0	0			
7. Frederickton .. .. .	84	0	0			
8. Gundaroo .. .. .	84	0	0			
9. Macquarie Plains .. .. .	84	0	0			
10. Moulamein .. .. .	84	0	0			
11. Narrabri .. .. .	84	0	0			
12. North Yass .. .. .	84	0	0			
13. Palmer Island .. .. .	84	0	0			
14. Paterson .. .. .	84	0	0			
15. Plattsburgh .. .. .	84	0	0			
16. Ryde .. .. .	84	0	0			
17. South Grafton .. .. .	84	0	0			
18. Smith's Flat .. .. .	84	0	0			
19. Six-Mile Flat .. .. .	84	0	0			
20. Tea-pot Swamp .. .. .	84	0	0			
21. Tumberumba .. .. .	84	0	0			
22. Upper Macdonald .. .. .	84	0	0			
23. Windeyer .. .. .	84	0	0			
24. Woolloomooloo .. .. .	84	0	0			
25. Wollombi River .. .. .	84	0	0			
Add for Contingencies—Applications to be received in 1865 .. .. .	700	0	0			
				2,800	0	0

## NATIONAL EDUCATION.

3

		£	s.	d.	£	s.	d.
III.—Salaries required for additional schools to be opened in 1866 :—							
1.	Bungalore .. .. .	84	0	0			
2.	Berrima .. .. .	84	0	0			
3.	Bowling .. .. .	84	0	0			
4.	Burrendulla .. .. .	84	0	0			
5.	Bungonwannah .. .. .	84	0	0			
6.	Bogaba .. .. .	84	0	0			
7.	Bowling Alley .. .. .	84	0	0			
8.	Blackman's Point .. .. .	84	0	0			
9.	Bullatnalita .. .. .	84	0	0			
10.	Bulli .. .. .	84	0	0			
11.	Carroll .. .. .	84	0	0			
12.	Dundee .. .. .	84	0	0			
13.	Dovedale .. .. .	84	0	0			
14.	Eling Forest .. .. .	84	0	0			
15.	Gundarimba .. .. .	84	0	0			
16.	Kelso .. .. .	84	0	0			
17.	Littleton .. .. .	84	0	0			
18.	Lostock .. .. .	84	0	0			
19.	Long Reach .. .. .	84	0	0			
20.	Myall River .. .. .	84	0	0			
21.	Moorwatha .. .. .	84	0	0			
22.	Piney Range .. .. .	84	0	0			
23.	Rawdon Island .. .. .	84	0	0			
24.	Tucki Tucki .. .. .	84	0	0			
25.	Table Land .. .. .	84	0	0			
26.	Vittoria .. .. .	84	0	0			
27.	Wallarobba .. .. .	84	0	0			
28.	Warkworth .. .. .	84	0	0			
29.	Woodford Island .. .. .	84	0	0			
	Add for Contingencies.. .. .	500	0	0			
					2,936	0	0

## BUILDINGS.—SCHEDULE C.

## I.—School buildings applied for in 1865, for which aid cannot be granted till 1866 :—

*New Buildings.*

1.	Appin .. .. .	200	0	0
2.	Campbelltown .. .. .	500	0	0
3.	Eurobodalla .. .. .	100	0	0
4.	Hanbury .. .. .	233	6	8
5.	Limekilns .. .. .	150	0	0
6.	Moulamein .. .. .	320	0	0
7.	Myall River .. .. .	100	0	0
8.	Morpeth .. .. .	600	0	0
9.	Narrabri .. .. .	200	0	0
10.	Nelligen.. .. .	50	0	0
11.	Oxley Island .. .. .	200	0	0
12.	Parramatta .. .. .	1,000	0	0
13.	Paterson.. .. .	240	0	0
14.	Plattsburg .. .. .	250	0	0
15.	Peterboro .. .. .	150	0	0
16.	Shellharbour .. .. .	200	0	0
17.	Tenterfield .. .. .	400	0	0
18.	Teapot Swamp.. .. .	240	0	0
19.	Tumberumba .. .. .	100	0	0
20.	Upper M'Donald River .. .. .	120	0	0
21.	Uralla .. .. .	200	0	0
22.	Wallsend .. .. .	328	0	0
23.	Wellington .. .. .	400	0	0
24.	Wollombi River .. .. .	150	0	0
25.	Yaypo .. .. .	180	0	0

*Additional Buildings.*

26.	Taralgo .. .. .	100	0	0			
27.	Bendemeer .. .. .	20	0	0			
28.	Marrickville .. .. .	24	0	0			
29.	Mount Macquarie .. .. .	120	0	0			
30.	Stony Creek .. .. .	150	0	0			
31.	Wollombi .. .. .	30	0	0			
	Applications not yet notified.. .. .	1,500	0	0			
					8,555	6	8

## II.—School buildings to be erected or repaired in 1866 :—

1.	Berrima .. .. .	300	0	0
2.	Blaney .. .. .	18	13	4
3.	Bullamalita .. .. .	200	0	0
4.	Bulli .. .. .	300	0	0
5.	Cleveland-street .. .. .	500	0	0
6.	Dungog .. .. .	26	13	4
7.	Cowra .. .. .	50	0	0
8.	Euroka .. .. .	200	0	0
9.	Howlong .. .. .	200	0	0
10.	Kiama .. .. .	600	0	0
11.	Lismore .. .. .	400	0	0
12.	Littleton .. .. .	300	0	0
13.	Lostock .. .. .	100	0	0



## NATIONAL EDUCATION.

	£	s.	d.	£	s.	d.
14. Moorwatha .. .. .	200	0	0			
15. Purfleet .. .. .	30	0	0			
16. Ulladulla .. .. .	300	0	0			
17. Rockley .. .. .	64	0	0			
18. Vittoria .. .. .	200	0	0			
19. Wackworth .. .. .	300	0	0			
20. William-street .. .. .	250	0	0			
21. Woodford Island .. .. .	150	0	0			
Contingencies .. .. .	500	0	0			
				5,178	16	8

## SUNDRIES—SCHEDULE D.

I.—Books for new schools .. .. .	350	0	0			
II.—Teachers' travelling expenses .. .. .	350	0	0			
				700	0	0

CHAIRMAN, BOARD OF NATIONAL EDUCATION, to COLONIAL SECRETARY.

*National Education Office,  
Sydney, 13 November, 1865.*

SIR,

With reference to my letter to you, dated 9th March last, No. 65-425, in which I acquainted you of the probable deficiency of funds available for National School purposes for the current year,—I do myself the honor to inquire, by direction of the Board of National Education, if they can now be favoured with a formal reply thereto.

I have, &c.,  
G. K. HOLDEN,  
Chairman.

UNDER COLONIAL SECRETARY to CHAIRMAN, BOARD OF NATIONAL EDUCATION.

*Colonial Secretary's Office,  
Sydney, 16 November, 1865.*

SIR,

I am directed to acknowledge the receipt of your letter of the 13th instant, requesting a reply to a communication, dated 9th March last, in which you intimate the probable deficiency of funds available for National School purposes for the current year, and solicited a favourable consideration of the application the Board of National Education deemed it necessary to make for an augmentation of the usual Parliamentary Vote for National School purposes.

2. In reply, I have received instructions to state, that the Colonial Secretary regrets exceedingly that the state of the finances is such as to preclude the possibility at present of any increased vote for education.

I have, &c.,  
WM. OWEN.

CHAIRMAN, BOARD OF NATIONAL EDUCATION, to COLONIAL SECRETARY.

*National Education Office,  
Sydney, 13 November, 1865.*

SIR,

Adverting to my letter to you, dated 30th August last, No. 65-1466, submitting estimate of probable amount required for National School purposes for 1866, I have the honor, by direction of the Board of National Education, to acquaint you that, since that date, they have experienced increasing anxiety and difficulty in dealing with the accumulated applications for aid under their regulations, especially as they are unable, pending receipt of your reply to that communication, to afford definite information to the promoters of new schools.

2. The Board, therefore, desire me to request the favour of an early reply to the letter above referred to.

I have, &c.,  
G. K. HOLDEN,  
Chairman.

UNDER

UNDER COLONIAL SECRETARY to CHAIRMAN, BOARD OF NATIONAL EDUCATION.

*Colonial Secretary's Office,  
Sydney, 16 November, 1865.*

SIR,

In acknowledging the receipt of your letter of the 13th instant, requesting an early reply to a communication, dated 30 August last, in which you submitted an estimate of the probable amount required for National School purposes for 1866, I am directed by the Colonial Secretary to refer you to my letter of this day's date, apprising you that the state of the finances is such as to preclude the possibility, at present, of any increased vote for education.

I have &c.,  
WM. OWEN.

CHAIRMAN, BOARD OF NATIONAL EDUCATION, to COLONIAL SECRETARY.

*National Education Office,  
Sydney, 25 November, 1865.*

SIR,

I have the honor, by direction of the Board of National Education, to acknowledge the receipt of your two letters, dated 16th November instant, and numbered 5,197 and 5,198 respectively, in which the Board are informed that the state of the finances is such as to preclude the possibility, at present, of any increased vote for education.

2. The Board, while deeply regretting the condition of the finances of the Colony to which those letters refer, deem it necessary that you should be informed of the injurious effects which must inevitably accrue to the National System, and to elementary education in general, by the insufficiency of the amount voted for its maintenance this year and that proposed for 1866.

3. Of thirty-seven applications for aid in the erection of vested school buildings, for which pledges had been made at the close of 1864, or which have been received during the current year, only six could be entertained, and there consequently remain thirty-one to be provided for in 1866, or to be rejected on the ground of insufficiency of means. For the same reason, only twelve requests for aid in enlarging, repairing, or furnishing schoolrooms could be granted, although forty such applications have been received. Further, out of sixty-eight applications for teachers' salaries, forty-seven of which were for non-vested schools, grants were made to but twenty places, which had strong claims to preference on the ground of expectations previously held out, or of the urgent need for the means of education.

4. Keeping in view the anticipated deficiency of nearly £7,000 at the end of 1865, mentioned in their letter of 9th March last, the Board have endeavoured, by rejecting applications for aid, by withholding the travelling expenses of Inspectors, by discontinuing the grants to candidates in training, by withdrawing all allowances in the form of bonuses to teachers, by rigidly enforcing the rule requiring a certain average attendance of pupils as a necessary condition for the payment of full salary, and by other economical expedients, to limit their expenditure to the means at their command; but notwithstanding these measures, adopted with reluctance, and in the conviction that they could not but be injurious to the cause of education, the Board find that, owing to the large amount expended on school buildings and other unavoidable charges, their funds will not be sufficient to meet all liabilities, including payment of teachers' salaries for the current year. The deficiency is expected to amount to £2,500, and if there be no augmentation of funds in the ensuing year, it can only be met by savings to be effected by abandoning some of the schools already established.

5. In 1866 it will be, at all events, impossible to establish new schools, vested or non-vested, unless the proposed vote be largely increased, the Board having at the present time to provide for 268 schools in actual operation, attended by nearly 19,000 pupils, and to pay a large sum for building claims in consideration of pledges made, for the most part, in 1864.

6. Looking to the liberality of Parliament in former years, as proof of its desire to foster National Education, the Board cannot but believe that, if the foregoing facts were laid before the House, it would still, notwithstanding the existing financial difficulties, sanction an augmentation of the votes, and with equal readiness, enable the Government to provide the requisite means.

I have, &c.,  
G. K. HOLDEN,  
Chairman.



1865-6.

LEGISLATIVE ASSEMBLY.

NEW SOUTH WALES.

---

FUNDS FOR EDUCATIONAL PURPOSES.

(RETURN RELATIVE TO.)

---

*Ordered by the Legislative Assembly to be Printed, 9 January, 1866.*

---

RETURN to an *Order* made by the Honorable the Legislative Assembly of New South Wales, dated 21 November, 1865, That there be laid upon the Table of this House,—

“ A Return shewing the amount of money appropriated to  
 “ each of the four Religious Denominations, for Educational  
 “ Purposes, from the 1st January, 1851, to the 31st Decem-  
 “ ber next; also shewing the amount each Denomination  
 “ would have been entitled to according to the Census taken  
 “ from time to time during the period specified; and also,  
 “ a like Return, shewing the Distribution of the Funds  
 “ accruing from the Church and School Lands.”

(*Mr. Caldwell.*)

## FUNDS FOR EDUCATIONAL PURPOSES.

STATEMENT of the Subdivision of the Church and Schools Estates Revenues for Denominational Schools, from 1851 to 1865 inclusive, shewing the amount appropriated to each of the four Religious Denominations, and the amount each Denomination would have been entitled to according to the Census taken from time to time during the period specified.

DENOMINATION.	1850-1.		1851-2.		1852-3.		1853-4.		1854-5.	
	As divided.	As according to the then last Census.	As divided.	As according to the then last Census.	As divided.	As according to the then last Census.	As divided.	As according to the then last Census.	As divided.	As according to the then last Census.
	£ s. d.	£ s. d.	£ s. d.	£ s. d.	£ s. d.	£ s. d.	£ s. d.	£ s. d.	£ s. d.	£ s. d.
Church of England .....	333 0 0	302 0 0	323 0 0	285 0 0	359 0 0	367 0 0	699 0 0	706 0 0	46 0 0	39 0 0
Presbyterian .....	55 0 0	60 0 0	53 0 0	55 0 0	73 0 0	72 0 0	139 0 0	138 0 0	6 0 0	8 0 0
Wesleyan .....	13 0 0	24 0 0	10 0 0	31 0 0	39 0 0	39 0 0	75 0 0	76 0 0	5 0 0	4 0 0
Roman Catholic .....	164 0 0	179 0 0	159 0 0	174 0 0	230 0 0	233 0 0	438 0 0	431 0 0	17 0 0	24 0 0
TOTALS .....	£ 565 0 0	£ 565 0 0	£ 545 0 0	£ 545 0 0	£ 701 0 0	£ 701 0 0	£ 1,351 0 0	£ 1,351 0 0	£ 74 0 0	£ 74 0 0
	1855-6.		1856-7.		1857-8.		1858-9.		1859-60.	
Church of England .....	346 0 0	346 0 0	415 0 0	413 0 0	478 0 0	475 0 0	423 0 0	421 0 0	420 0 0	417 0 0
Presbyterian .....	67 0 0	68 0 0	81 0 0	87 0 0	93 0 0	100 0 0	87 0 0	89 0 0	82 0 0	88 0 0
Wesleyan .....	37 0 0	37 0 0	45 0 0	49 0 0	51 0 0	56 0 0	45 0 0	51 0 0	45 0 0	49 0 0
Roman Catholic .....	212 0 0	211 0 0	254 0 0	246 0 0	292 0 0	283 0 0	258 0 0	252 0 0	256 0 0	249 0 0
TOTALS .....	£ 662 0 0	£ 662 0 0	£ 795 0 0	£ 795 0 0	£ 914 0 0	£ 914 0 0	£ 813 0 0	£ 813 0 0	£ 803 0 0	£ 803 0 0
	1860-1.		1861-2.		1862-3.		1863-4.		1864-5.	
Church of England .....	443 0 0	440 0 0	489 0 0	486 0 0	539 0 0	519 0 0	453 0 0	437 0 0	425 0 0	410 0 0
Presbyterian .....	86 0 0	92 0 0	95 0 0	102 0 0	105 0 0	113 0 0	88 0 0	95 0 0	83 0 0	89 0 0
Wesleyan .....	48 0 0	52 0 0	53 0 0	68 0 0	58 0 0	77 0 0	49 0 0	65 0 0	46 0 0	61 0 0
Roman Catholic .....	270 0 0	263 0 0	299 0 0	290 0 0	329 0 0	322 0 0	277 0 0	270 0 0	260 0 0	254 0 0
TOTALS .....	£ 847 0 0	£ 847 0 0	£ 936 0 0	£ 936 0 0	£ 1,031 0 0	£ 1,031 0 0	£ 867 0 0	£ 867 0 0	£ 814 0 0	£ 814 0 0

FUNDS FOR EDUCATIONAL PURPOSES.

E.E.

C. E. ROBINSON, Sec.

STATEMENT of the Subdivision of the Vote for Denominational Schools, from 1851 to 1865 inclusive, shewing the amount appropriated to each of the four Religious Denominations, and the amount each Denomination would have been entitled to according to the Census taken from time to time during the period specified.

DENOMINATION.	1851 VOTE.		1852 VOTE.		1853 VOTE.		1854 VOTE.		1855 VOTE.	
	As divided.	As according to the then last Census.	As divided.	As according to the then last Census.	As divided.	As according to the then last Census.	As divided.	As according to the then last Census.	As divided.	As according to the then last Census.
Church of England .....	£ 4,020 0 0	£ 4,463 0 0	£ 4,364 0 0	£ 4,364 0 0	£ 4,364 0 0	£ 4,364 0 0	£ 4,364 0 0	£ 4,364 0 0	£ 4,364 0 0	£ 4,364 0 0
Presbyterian .....	1,900 0 0	897 0 0	851 0 0	851 0 0	851 0 0	851 0 0	851 0 0	851 0 0	851 0 0	851 0 0
Wesleyan .....	570 0 0	355 0 0	469 0 0	469 0 0	469 0 0	469 0 0	469 0 0	469 0 0	469 0 0	469 0 0
Roman Catholic .....	1,860 0 0	2,635 0 0	2,666 0 0	2,666 0 0	2,666 0 0	2,666 0 0	2,666 0 0	2,666 0 0	2,666 0 0	2,666 0 0
TOTALS .....	£ 8,350 0 0	£ 8,350 0 0	£ 8,350 0 0	£ 8,350 0 0	£ 8,350 0 0	£ 8,350 0 0	£ 8,350 0 0	£ 8,350 0 0	£ 8,350 0 0	£ 8,350 0 0
	1856 VOTE.		1857 VOTE.		1858 VOTE.		1859 VOTE.		1860 VOTE.	
Church of England .....	5,226 7 0	5,226 7 0	8,754 2 8½	8,698 0 0	10,139 3 6	10,075 0 0	10,139 3 6	10,075 0 0	12,752 0 0	12,672 0 0
Presbyterian .....	1,019 3 3	1,019 3 3	1,707 1 11¼	1,831 0 0	1,977 3 6	2,120 0 0	1,977 3 6	2,120 0 0	2,487 0 0	2,667 0 0
Wesleyan .....	561 13 6	561 13 6	940 16 1½	1,028 0 0	1,089 12 6	1,190 0 0	1,089 12 6	1,190 0 0	1,371 0 0	1,497 0 0
Roman Catholic .....	3,192 16 3	3,192 16 3	5,347 19 3	5,193 0 0	6,194 0 6	6,015 0 0	6,194 0 6	6,015 0 0	7,790 0 0	7,564 0 0
TOTALS .....	£ 10,000 0 0	£ 10,000 0 0	£ 16,750 0 0	£ 16,750 0 0	£ 19,400 0 0	£ 19,400 0 0	£ 19,400 0 0	£ 19,400 0 0	£ 24,400 0 0	£ 24,400 0 0
	1861 VOTE.		1862 VOTE.		1863 VOTE.		1864 VOTE.		1865 VOTE.	
Church of England .....	12,752 0 0	12,672 0 0	17,821 0 0	17,709 0 0	15,208 0 0	14,659 0 0	17,821 0 0	17,178 0 0	17,821 0 0	17,178 0 0
Presbyterian .....	2,487 0 0	2,667 0 0	3,476 0 0	3,727 0 0	2,966 0 0	3,180 0 0	3,476 0 0	3,726 0 0	3,476 0 0	3,726 0 0
Wesleyan .....	1,371 0 0	1,497 0 0	1,916 0 0	2,092 0 0	1,635 0 0	2,170 0 0	1,916 0 0	2,543 0 0	1,916 0 0	2,543 0 0
Roman Catholic .....	7,790 0 0	7,564 0 0	10,887 0 0	10,572 0 0	9,291 0 0	9,091 0 0	10,887 0 0	10,653 0 0	10,887 0 0	10,653 0 0
TOTALS .....	£ 24,400 0 0	£ 24,400 0 0	£ 34,100 0 0	£ 34,100 0 0	£ 29,100 0 0	£ 29,100 0 0	£ 34,100 0 0	£ 34,100 0 0	£ 34,100 0 0	£ 34,100 0 0

FUNDS FOR EDUCATIONAL PURPOSES.

E.E.

C. E. ROBINSON, Sec.

[Price, 3d.]

---

Sydney: Thomas Richards, Government Printer.—1886.

1865.

---

NEW SOUTH WALES.

---

REGISTRATION.

---

NINTH ANNUAL REPORT

FROM

THE REGISTRAR GENERAL.

---

Presented to both Houses of Parliament, by Command.

---



SYDNEY:

THOMAS RICHARDS, GOVERNMENT PRINTER,  
PHILLIP-STREET.

---

1865.

[Price, 1s. 7d.]

2—A





1865.

## NEW SOUTH WALES.

REGISTRATION OF MARRIAGES, BIRTHS, & DEATHS.  
(NINTH ANNUAL REPORT.)

Presented to both Houses of Parliament, by Command.

THE REGISTRAR GENERAL to THE HONORABLE THE COLONIAL SECRETARY, transmitting  
*Abstracts of Marriages, Births, and Deaths, for the Year 1864, with prefatory Report.*Registrar General's Office,  
Sydney, 20 July, 1865.

SIR,

I have the honor to submit to you my Report on the results of Registration in the year 1864.

2. Thirty thousand two hundred and eighty-six names were inscribed on the Registers of the Colony during the year. Result of the year's registration.

Six thousand nine hundred and sixty persons married.

Sixteen thousand eight hundred and eighty-one births were recorded.

Six thousand four hundred and forty-five deaths, at all ages, were registered.

The marriages and births exceeded those of the preceding year by 166 and 1,202 respectively, while the mortality was less by 208 than that of 1863.

3. The estimated population at the middle of the past year was 385,893, calculated upon the excess of births over deaths (9,864), and arrivals over departures seaward (4,869), shewing an increase on the year of 14,733 to the vital strength of the Colony. Population.

4. Upon this basis of population, the persons married were at the rate of 1.80 per cent., the births 4.37 per cent., and the deaths 1.67 per cent. Per centage of marriages, births, and deaths.

The high birth rate and low death rate caused the yearly increment to the population to be greater than the average, which, since the separation of Queensland, is calculated to have been about 13,700 annually.

Viewing the progress of population upon this abstract principle, it is gratifying to observe that the marriages increased during the year, both in the Metropolitan Division and Country Districts, which affords some proof that the destructive visitations to property by floods which afflicted the country did not tend to check matrimonial arrangements, or influence the postponement of founding new homes; it moreover especially supports the belief in the material stability of our inland population. With this cheering aspect of the social condition of the people, we have the further satisfaction of learning, that the health of the Colony during the past year was (with one exception—1861) better than that of any similar period during the preceding seven years.

2 REGISTRATION OF MARRIAGES, BIRTHS, AND DEATHS.

Table A, at foot, shews separately the number of marriages, births, and deaths registered in each quarter of the year, in Sydney, the Suburbs, and Country Districts.

MARRIAGES.

Comparison with previous years.

5. The number of marriages celebrated during 1864 was 3,480, being 166 in excess of those which took place in 1863 (3,314), and 278 above the mean (3,202) of the four years 1860 to 1863.

Of the marriages which were recorded in the year under review—

		Per cent.
In Sydney there were.....	1,097,	or 31.52
In the Suburban Districts .....	194,	„ 5.58
In the Country Districts .....	2,189,	„ 62.90
	Total.....	3,480, „ 100.00

6.

A.

TABLE shewing the number of MARRIAGES, BIRTHS, and DEATHS, registered in the Colony of New South Wales, during each Quarter of the Year ended 31st December, 1864.

QUARTER ENDED—	MARRIAGES.	BIRTHS.			DEATHS.		
		Males.	Females.	Total.	Males.	Females.	Total.
<b>Sydney—</b>							
31st March .....	277	317	293	610	246	190	436
30th June .....	279	305	280	585	230	205	435
30th September .....	263	332	321	653	202	182	384
31st December .....	278	304	280	584	253	221	474
TOTAL .....	1,097	1,258	1,174	2,432	931	796	1,729
<b>Suburbs—</b>							
31st March .....	50	230	216	446	134	103	237
30th June .....	48	252	258	510	98	99	197
30th September .....	49	255	241	496	83	93	176
31st December .....	47	266	275	541	106	105	211
TOTAL .....	194	1,008	990	1,998	421	400	821
<b>Country Districts—</b>							
31st March .....	579	1,494	1,347	2,841	670	355	1,025
30th June .....	542	1,631	1,508	3,139	685	382	1,067
30th September .....	527	1,705	1,587	3,292	579	342	921
31st December .....	541	1,701	1,483	3,184	587	295	882
TOTAL .....	2,189	6,531	5,925	12,456	2,521	1,374	3,895
<b>New South Wales—</b>							
31st March .....	906	2,041	1,856	3,897	1,050	648	1,698
30th June .....	869	2,188	2,046	4,234	1,013	686	1,699
30th September .....	839	2,292	2,149	4,441	864	617	1,481
31st December .....	866	2,271	2,038	4,309	946	621	1,567
TOTAL .....	3,480	8,792	8,089	16,881	3,873	2,572	6,445

REGISTRATION OF MARRIAGES, BIRTHS, AND DEATHS.

6. The number of marriages celebrated according to the rites of the Churches of the several denominations throughout the Colony, as well as those by the District Registrars, compared with those of the previous year, were as follows, viz. —

	1863.	1864.	1863. Per cent.	1864. Per cent.	Increase per cent.	Decrease per cent.
Church of England.....	842	868, or	25·41	24·94	...	0·47
Roman Catholic .....	836	945, „	25·22	27·15	1·93	...
Presbyterian .....	966	945, „	29·15	27·16	...	1·99
Wesleyan and Primitive } Methodist .....	289	338, „	8·72	9·71	0·99	...
Congregationalist .....	100	95, „	3·02	2·73	...	0·29
Baptist .....	41	28, „	1·24	0·80	...	0·44
Hebrew .....	14	10, „	0·42	0·29	...	0·13
Free Church of England, ) Unitarian, Christian ) Israelites, and Latter ) Day Saints .....	6	6, „	0·18	0·18	...	...
Registrars' Offices .....	220	245, „	6·64	7·04	0·40	...
<b>Total.....</b>	<b>3,314</b>	<b>3,480, „</b>	<b>100·00</b>	<b>100·00</b>	<b>3·32</b>	<b>3·32</b>

It will thus be seen that, while the Roman Catholic, Wesleyan, and Primitive Methodist Churches have, in the aggregate, increased the number of their marriages 2·92 per cent. since last year, the Church of England and those of other denominations have, in the whole, lost 3·32 per cent. of theirs. The “Free Church of England” has but recently been recognized as a distinct sect, and appears for the first time in the Returns.

The marriages by the District Registrars have increased 0·40 per cent.

There were seven double marriages during the year 1864—six Church of England and Roman Catholic, and one Church of England and District Registrar.

A reference to table C in the Appendix will shew that 646, or 18·56 per cent., of the men, and 934, or 26·84 per cent., of the women married, affixed the mark signature to the Registers.

7. Distinguished as to locality :—Of the 2,194 persons married in Sydney, 147 men and 281 women, together, 19·50 per cent.—of the 388 persons married in the Suburbs, 14 men and 29 women, or 11·08 per cent.—and of the 4,378 persons married in the Country Districts, 485 men and 624 women, or 25·33 per cent.—were unable to write.

The Suburbs exhibit a decided superiority over the City and Rural portions of the Colony, in an educational point of view; while, on a comparison based upon the mark test, the men are seen to have possessed a better acquaintance with the elementary art of writing than the women.

It is a noticeable fact that, although the marriages have increased 16·61 per cent. since 1857, the defective educational *status* of the parties marrying has not shewn itself in a proportionate degree—the aggregate number signing with marks in 1864 being but slightly in excess of the average of the previous seven years.

8. I avail myself of the present opportunity to revert to the suggestions in previous Reports made with the view to an amendment of the Marriage Law of the Colony. Every year's experience strengthens the necessity for the alterations pointed out by my predecessor; and I therefore urgently reiterate the recommendation that a Bill, with provisions similar to those embodied in that introduced in the Session of 1863-4, but withdrawn, be again submitted to Parliament at the earliest period.

The

4 REGISTRATION OF MARRIAGES, BIRTHS, AND DEATHS.

The table marked B, at foot, gives the number of Marriages for each quarter during the last eight years, distinguishing those celebrated in Sydney, the Suburbs, and Country Districts.

BIRTHS.

Proportion of births to population.

9. The births of 16,881 children, exclusive of still-born, were registered in the year 1864, being, as before observed, at the rate of 4·37 per cent. of the estimated population, or one birth to every twenty-three persons living. 8,792 boys were born, to 8,089 girls, that is to say, 108·69 males to every 100 females.

Districts and sexes.

10. Divisionally arranged, the following figures are brought out:—

	Males.	Females.	Total.	Per centage of Total Births.
Sydney .....	1,258	1,174	2,432	14·41
Suburbs .....	1,003	990	1,993	11·80
Country .....	6,531	5,925	12,456	73·79
Total .....	8,792	8,089	16,881	100·00

It

B.

TABLE showing the number of MARRIAGES registered in the Colony of New South Wales, during each Quarter of the Years 1857 to 1864.

	Estimated Population at the middle of each Year.	31 Mar.	30 June.	30 Sept.	31 Dec.	Total	Ratio per 1,000 living.	
Sydney .....	1857	54,100	266	258	251	272	1,047	19·35
	1858	54,695	232	280	263	221	996	18·21
	1859	55,298	243	232	244	234	953	17·23
	1860	55,910	247	216	221	228	912	16·31
	1861	56,532	201	246	223	224	894	15·81
	1862	57,151	248	248	238	229	983	17·20
	1863	57,997	251	267	262	265	1,065	18·36
	1864	60,299	277	279	263	278	1,097	18·19
TOTAL .....	.....	1,965	2,016	2,015	1,951	7,947	....	
Suburbs .....	1857	30,180	50	44	48	38	180	5·96
	1858	31,790	49	46	39	44	178	5·60
	1859	33,510	52	60	53	51	216	6·44
	1860	35,345	41	46	46	54	187	5·29
	1861	37,300	39	50	48	61	198	5·31
	1862	39,575	52	50	63	49	214	5·40
	1863	40,106	54	38	37	46	175	4·36
	1864	41,693	50	48	49	47	194	4·65
TOTAL .....	.....	397	382	383	390	1,542	....	
Country Districts .....	1857	205,720	435	403	424	413	1,675	8·14
	1858	223,305	456	482	478	402	1,818	8·14
	1859	242,052	520	507	579	520	2,126	8·78
	1860	239,535	468	464	434	480	1,846	7·70
	1861	259,500	505	561	549	515	2,130	8·20
	1862	269,015	537	506	557	529	2,129	7·91
	1863	273,057	475	519	547	533	2,074	7·59
	1864	283,896	579	542	527	541	2,189	7·71
TOTAL .....	.....	3,975	3,984	4,095	3,933	15,987	....	
SUMMARY.								
New South Wales .....	1857	290,000	751	705	723	723	2,902	10·00
	1858	309,790	737	808	780	667	2,992	9·66
	1859	330,860	815	799	876	805	3,295	9·96
	1860	*330,840	756	726	701	762	2,945	8·90
	1861	353,332	745	857	820	800	3,222	9·11
	1862	365,741	827	794	888	807	3,326	9·09
	1863	371,160	780	824	866	844	3,314	8·92
1864	385,893	906	869	839	866	3,480	9·02	
TOTAL .....	.....	6,327	6,382	6,493	6,274	25,476	....	

\* Queensland separated in November, 1859.

REGISTRATION OF MARRIAGES, BIRTHS, AND DEATHS.

It almost invariably happens that the two last quarters of the year are most productive in births, the year 1864 being no exception to the coincidence. The same rule obtains in England, where the corresponding season (January to June) is remarkable for the increased number of births registered over that in the remaining half of the year.

11. The increase by births was in the ratio of 43·74 per thousand living—a larger proportion than that recorded in any year since the present system of registration was introduced, excepting 1858, when the rate was 44·55. The fecundity of the population in 1864 is shewn to have been 0·77 per thousand above the mean of the preceding seven years. Rates of increase.

Table C exhibits the number of births registered quarterly, in Sydney, Suburbs, and Country Districts.

12. Of the children born out of wedlock, 298 were boys and 281 were girls, making a total of 579. Illegitimate children were 3·4 per cent. of the whole number born. Compared with England, where they were 6·3 per cent. of the births, the moral condition of the Colony, in this respect, wears a less objectionable aspect than it otherwise would. A startling fact is, however, presented in table D (page 6), which shews the number of illegimitates born in each of the three divisions of the Colony, from the year 1857 to 1864. In

C.

TABLE shewing the Number of BIRTHS registered in the Colony of New South Wales, during each Quarter of the Years 1857 to 1864 inclusive, in the City, Suburban, and Country Districts, respectively.

	Estimated Population at the middle of each Year.	31 Mar.	30 June.	30 Sept.	31 Dec.	Total.	Ratio per 1,000 living.	
Sydney .....	1857	54,100	526	641	553	552	2,272	42·00
	1858	54,695	524	631	604	507	2,266	41·42
	1859	55,298	645	585	600	548	2,378	43·00
	1860	55,910	588	607	609	545	2,349	42·01
	1861	56,532	476	640	661	549	2,326	41·14
	1862	57,151	565	560	608	501	2,234	39·08
	1863	57,997	591	614	655	501	2,361	40·70
	1864	60,299	610	585	653	584	2,432	40·33
TOTAL .....	.....	4,525	4,863	4,943	4,287	18,618	....	
Suburbs .....	1857	30,180	394	445	450	427	1,716	56·86
	1858	31,790	400	408	474	491	1,773	55·77
	1859	33,510	453	455	449	456	1,813	54·10
	1860	35,345	426	496	464	431	1,817	55·41
	1861	37,300	363	486	511	478	1,838	49·27
	1862	39,575	411	478	524	412	1,825	46·11
	1863	40,106	458	456	500	468	1,872	46·67
	1864	41,698	446	510	496	541	1,993	47·80
TOTAL .....	.....	3,351	3,734	3,868	3,694	14,647	....	
Country Districts.....	1857	205,720	1,971	1,996	2,277	2,271	8,515	41·39
	1858	223,305	2,245	2,353	2,636	2,529	9,763	43·72
	1859	242,052	2,353	2,482	2,783	2,601	10,224	42·24
	1860	239,585	2,326	2,542	2,707	2,492	10,067	42·02
	1861	259,500	2,372	2,399	2,852	2,894	10,517	40·53
	1862	269,015	2,773	2,715	3,101	2,786	11,375	42·28
	1863	273,057	2,717	2,764	3,083	2,882	11,446	41·91
	1864	283,896	2,841	3,139	3,292	3,184	12,456	43·87
TOTAL .....	.....	19,598	20,390	22,736	21,639	84,363	....	
SUMMARY.								
New South Wales .....	1857	290,000	2,891	3,082	3,280	3,250	12,503	43·11
	1858	309,790	3,169	3,392	3,714	3,527	13,802	44·55
	1859	330,860	3,451	3,522	3,837	3,605	14,415	43·56
	1860	330,840	3,340	3,645	3,780	3,468	14,233	43·62
	1861	353,332	3,211	3,325	4,024	3,921	14,681	41·55
	1862	365,741	3,749	3,753	4,233	3,699	15,434	42·19
	1863	371,160	3,766	3,834	4,238	3,841	15,679	42·24
	1864	385,893	3,897	4,234	4,441	4,309	16,881	43·74
TOTAL .....	.....	27,474	28,987	31,547	29,620	117,628	....	

\* Queensland separated in November, 1859.

In the year first mentioned, the proportion of illegitimate children to those born in wedlock was at the rate of 2·33 per cent., while in 1864 it had gradually risen to 3·43 per cent. At such an increasing ratio, the standing of the Colony will, it is obvious, suffer by comparison.

It may, however, be fairly assumed that the perfection to which the present system of registration is arriving, may, in some degree, account for the increase referred to. Hesitation, which may in the early years have interfered with the registration of this class of births, probably, is no longer felt; to which cause the unfavourable aspect of this retrogressive feature in the social condition of the people may, with some shew of reason, be attributed, and not absolutely to a lower moral standard.

Table B, in Appendix, has been so arranged as to exhibit the two classes of births in each of the districts throughout the Colony. In this form it may be useful to those whose duties lead them to take an active interest in the welfare of the people.

At some future time, when sufficient *data* can be collected, it may be worth while to illustrate the principle which has been laid down in England, in determining the prolific character of, and the amount of public morality in, any particular locality.

Upon the theory referred to, it is argued that, "in forming an estimate either of the prolificness or the state of public morals in a country, the number of children born in wedlock must be compared with the number of married women at child-bearing ages; in like manner, the number of children *born out of wedlock* must be compared with the number of unmarried women of the same ages."

Twins.

13. There were 140 instances of twins being born during the year.

## DEATHS.

Decrease of deaths on previous year.

14. The number of deaths registered during the year amounted to 6,445, viz., 3,873 males and 2,572 females—a decrease of 208, or 3·22 per cent., upon the deaths (6,653) of the previous year.

The mortality in 1864 was in the ratio of 16·70 per 1,000 of the living; and, with the exception of the year 1861, was lower than that of any year since 1857, and 0·93 per 1,000 less than the average of the preceding septennial period.

15.

## D.

TABLE showing the Number of CHILDREN born out of WEDLOCK, in the Colony of New South Wales, from the 1st January, 1857, to the 31st December, 1864.

YEAR.	SYDNEY.			SUBURBAN.			COUNTRY DISTRICTS.			TOTAL.		
	Males.	Females.	Total.	Males.	Females.	Total.	Males.	Females.	Total.	Males.	Females.	Total.
1857 .....	26	32	58	13	19	32	100	102	202	139	153	292
1858 .....	42	35	77	23	12	35	114	104	218	179	151	330
1859 .....	44	61	105	21	20	41	149	170	319	214	251	465
1860 .....	59	44	103	16	16	32	157	172	329	232	232	464
1861 .....	58	61	119	17	16	33	166	140	306	241	217	458
1862 .....	59	56	115	24	28	52	178	160	338	261	244	505
1863 .....	62	67	129	22	22	44	176	156	332	260	245	505
1864 .....	64	56	120	32	23	55	202	202	404	298	281	579
TOTAL.....	414	412	826	168	156	324	1,242	1,206	2,448	1,824	1,774	3,598

## E.

TABLE showing the Number of TRIPLETS and TWINS born in the Colony of New South Wales, from the 1st January, 1857, to the 31st December, 1864.

YEAR.	TRIPLETS.				TWINS.			
	No. of Cases.	Males.	Females.	TOTAL.	No. of Cases.	Males.	Females.	TOTAL.
1857 .....	2	5	1	6	113	100	125	225*
1858 .....	1	3	...	3	122	118	126	244
1859 .....	1	1	2	3	103	104	101	205*
1860 .....	3	4	5	9	136	133	139	272
1861 .....	2	1	5	6	160	159	161	320
1862 .....	1	....	3	3	133	129	137	266
1863 .....	....	....	....	....	122	134	110	244
1864 .....	....	....	....	....	140	142	138	280
TOTAL .....	10	14	16	30	1,029	1,019	1,037	2,056

\* One still-born in each year, not registered.

15. This calculation has reference to the whole Colony, and affords satisfactory evidence that the public health was generally good; but if we take each of the three divisions of the Colony, and give to each its actual death rate, we shall find that Sydney occupies a comparatively unfavourable position—the deaths having been more numerous in the city by 1.95 per 1,000 than the mean annual mortality of the seven years previous; or in other words, while the aggregate number of deaths registered throughout New South Wales in 1864, was at the rate of 1.67 per cent. of the estimated population, that of the city was 2.87 per cent. of the persons dwelling within its boundaries.

Death rates of Sydney, Suburbs, and Country, compared.

The following figures will, however, shew more clearly the proportion of deaths in Sydney, Suburbs, and Country Districts, respectively.

	Males.	Females.	Total.	Per centage of total deaths.
Sydney.....	931	798	1,729	= 26.83, or 1 death to every 35 persons.
Suburbs .....	421	400	821	= 12.74. „ 50 „
Country Districts..	2,521	1,374	3,895	= 60.43, „ 73 „
<b>Total Colony...</b>	<b>3,873</b>	<b>2,572</b>	<b>6,445</b>	<b>= 100.00, „ 59 „</b>

16. As regards the relative mortality of the sexes.

Proportional mortality of the sexes.

The death rate of males has always been found to be higher than that of females. In 1864, to every 100 females who died, the deaths of 150 males were recorded. The same inequality prevails in England, where it was ascertained that, throughout a period of twenty-five years, in no single instance did the male death rate fall so low as 2.100 per cent., whereas that of females was, in eleven out of the twenty-five years, below 2.100, and in one year it was 1.969.

Table F, at foot, shews the deaths in each quarter of the year for the last eight years, in the three divisions of the Colony. 17.

F.

TABLE shewing the DEATHS registered in the Colony of New South Wales, during each of the Years 1857 to 1864 inclusive.

	Estimated Population at the middle of each Year.	31 Mar.	30 June.	30 Sept.	31 Dec.	Total.	Ratio per 1,000 living.	
Sydney .....	1857	54,100	343	275	291	408	1,317	24.34
	1858	54,695	453	401	299	494	1,647	30.11
	1859	55,298	394	320	281	411	1,406	25.43
	1860	55,910	393	573	522	338	1,826	32.66
	1861	56,532	300	312	265	372	1,249	22.09
	1862	57,151	350	340	280	412	1,382	24.18
	1863	57,997	475	360	363	440	1,638	28.24
	1864	60,299	436	435	384	474	1,729	28.67
TOTAL.....	.....	3,144	3,016	2,685	3,349	12,194	.....	
Suburbs .....	1857	30,180	197	130	120	179	626	20.74
	1858	31,790	212	181	157	225	775	24.42
	1859	33,510	199	159	110	223	691	20.62
	1860	35,345	208	223	264	198	898	25.41
	1861	37,300	159	162	109	176	596	15.98
	1862	39,575	202	192	155	240	789	19.93
	1863	40,106	254	182	150	252	838	20.89
	1864	41,698	237	197	176	211	821	19.68
TOTAL.....	.....	1,668	1,421	1,241	1,704	6,034	.....	
Country Districts	1857	205,720	908	642	667	686	2,903	14.11
	1858	223,305	896	762	900	903	3,461	15.50
	1859	242,052	1,053	845	774	870	3,545	14.65
	1860	239,535	942	1,030	935	931	3,838	16.02
	1861	259,500	880	913	832	873	3,498	13.48
	1862	269,015	1,145	1,139	954	1,115	4,353	16.18
	1863	273,057	1,356	1,044	932	845	4,177	15.29
	1864	283,896	1,025	1,067	921	882	3,895	13.72
TOTAL.....	.....	8,205	7,445	6,915	7,105	29,670	.....	
SUMMARY.								
New South Wales	1857	290,000	1,448	1,047	1,078	1,273	4,846	16.71
	1858	309,790	1,561	1,344	1,356	1,622	5,883	18.99
	1859	330,860	1,646	1,327	1,165	1,504	5,642	17.05
	1860	330,840	1,543	1,831	1,721	1,467	6,562	19.83
	1861	353,332	1,339	1,377	1,206	1,421	5,343	15.12
	1862	365,741	1,697	1,671	1,339	1,767	6,524	17.83
	1863	371,160	2,085	1,586	1,445	1,537	6,653	17.92
	1864	385,893	1,698	1,699	1,481	1,567	6,445	16.70
TOTAL.....	.....	13,017	11,882	10,841	12,158	47,893	.....	

\* Queensland separated in November, 1859.



Probable cause of excessive mortality in Sydney.

17. There is little doubt but that the main cause of the excessive number of deaths at all ages in Sydney, as compared with the Suburbs and Country, may in a great measure be attributed to the evils attendant on a crowded neighbourhood, insufficient drainage, and as a consequence, impure atmosphere, generating diseases most frequently of the miasmatic order. As, however, the measures and improvements for the promotion of the public health advance, and the cleanliness of the several localities is enforced, so will disease be diminished; especially those diseases which originate in the accumulation of *excreta* and decomposing matter, and are propagated by its air-infecting and pestilential influence.

Deaths among children.

18. The proportion which the deaths of children under five years bear to the total deaths, will be explained by the following table, which covers a period of eight years, and distinguishes the mortality in the City, from the Suburbs and Country Districts.

G. INFANTILE MORTALITY.

YEAR.	Total Deaths of the year.	Total Deaths under 5 years.	DEATHS UNDER 5 YEARS IN—					Per centage of total Deaths under 5 years to Deaths of the Year.	
			SYDNEY.	Per centage of Deaths under 5 years to Total Deaths of the Year.	SUBURBS.	Per centage of Deaths under 5 years to Total Deaths of the Year.	COUNTRY DISTRICTS.		Per centage of Deaths under 5 years to Total Deaths of the Year.
1857 .....	4,846	2,019	536	12.09	364	7.51	1,069	22.05	41.66
1858 .....	5,883	2,642	349	14.43	486	8.26	1,307	22.21	44.90
1859 .....	5,642	2,444	676	11.98	441	7.81	1,327	23.52	43.31
1860 .....	6,562	2,866	839	13.00	526	8.01	1,447	22.05	43.67
1861 .....	5,343	2,201	536	10.03	353	6.60	1,402	26.22	42.87
1862 .....	6,524	3,021	607	9.30	470	7.20	1,844	28.26	44.77
1863 .....	6,653	2,942	787	11.82	482	7.24	1,673	25.14	44.22
1864 .....	6,445	2,839	810	12.71	442	6.86	1,578	24.48	44.04
TOTAL .....	47,898	20,064	5,753	.....	3,564	.....	11,647	.....	.....
MEAN OF 8 YEARS .....	5,987	2,620	719	12.01	445	7.43	1,456	24.31	43.76

Causes of death in Wards of the City and Suburbs.

19. The tables, which will be found in the Appendix, marked I and J, have been prepared with the view of aiding an investigation into the causes of death in the several Wards of the City and Suburban Divisions respectively. These statements exhibit the mortality resulting from each particular disease; and upon a comparison of one portion of the city with another, or of one suburb with another, and the classes of diseases most prevalent in each locality, attention may probably be directed to the subject, remedial measures be taken to check the sacrifice of life which must otherwise ensue, and the removal of the depopulating agency ultimately be accomplished.

Comparative mortality in City and Suburbs.

20. In the last Annual Report issued from this department, a comparison was presented of the relative mortality of each Suburban District and Municipal Division, for the years 1859 to 1863. In further elucidation of the subject, the results of the past year have been thrown into a condensed form, for more convenient reference, and are as follows.

H.

TABLE shewing the BIRTHS in each WARD of the City of Sydney, together with the DEATHS, from 1st January to 31st December, 1864.

WARDS.	Population, Census 1861.	BIRTHS.			DEATHS.										Per centage of Total Deaths to Population of each Ward.
		Males.	Females.	Total.	Under 5 years.			Above 5 years.			Total Deaths.	Per centage of Deaths under 5 years to Total Deaths in each Ward.	Per centage of Deaths under 5 years to Births in each Ward.	Per centage of Total Deaths to Births in each Ward.	
					M.	F.	Total.	M.	F.	Total.					
1. Gipps .....	7,220	170	164	334	72	48	120	45	51	96	216	55.55	35.92	64.67	2.99
2. Bourke .....	5,154	114	108	222	31	22	53	186	100	286	339	15.63	23.87	.....†	6.58
3. Brisbane .....	6,304	137	125	262	48	39	87	44	43	87	174	50.00	33.20	66.46	2.76
4. Macquarie .....	4,513	68	55	123	27	26	53	21	37	58	111	47.74	43.09	90.24	2.46
5. Cook .....	8,268	183	214	397	68	61	129	48	42	90	219	58.85	32.49	55.16	2.65
6. Fitz Roy .....	10,959	291	272	563	87	77	164	77	79	156	320	51.25	29.12	56.83	2.92
7. Phillip .....	5,915	120	109	229	61	50	110	33	28	61	181	66.29	52.40	78.00	3.06
8. Denison .....	8,061	175	127	302	42	51	93	41	35	76	169	55.00	30.79	55.95	2.10
TOTAL .....	56,394*	1,258	1,174	2,432	436	383	819	495	415	910	1,729				

\* Exclusive of residents on the Islands in Port Jackson, who number 446 persons.  
 † The Infirmary and Government Benevolent Asylum are situated in Bourke Ward.

REGISTRATION OF MARRIAGES, BIRTHS, AND DEATHS.

I.

TABLE shewing the BIRTHS in each of the Registry Districts forming the Metropolitan Division, together with the DEATHS, from the 1st January to the 31st December, 1864.

DISTRICTS.	Population Census 1861.	BIRTHS.			DEATHS.							Per centage of Deaths under 5 years to Total Deaths in each District.	Per centage of Deaths under 5 years to Births in each District.	Per centage of Total Deaths to Population of each District.	
		Males.	Females.	Total.	Under 5 years.			Above 5 years.			Total Deaths.				
					M.	F.	Total.	M.	F.	Total.					
1. Sydney .....	56,840	1,258	1,174	2,432	436	383	819	495	415	910	1,729	47.37	33.67	71.09	3.04
2. Balmain .....	3,947	111	115	226	18	13	31	16	13	29	60	51.66	13.71	26.54	1.52
3. Glebe .....	3,712	118	98	216	28	29	57	18	28	46	103	55.34	26.38	47.68	2.77
4. Newtown .....	4,236	94	96	190	20	23	43	15	29	44	87	49.42	22.63	45.78	2.05
5. Redfern and Botany .....	6,701	251	264	515	82	64	146	47	41	88	234	62.39	28.35	45.43	3.49
6. Paddington .....	6,794	150	163	313	30	40	70	37	32	69	139	51.36	22.36	44.40	2.04
7. Concord .....	2,356	73	58	131	15	11	26	16	13	29	55	47.27	19.84	41.98	2.33
8. St. George .....	5,647	120	129	249	28	18	41	30	25	55	96	42.70	16.46	38.55	1.70
9. St. Leonard's .....	3,453	86	67	153	13	15	28	8	11	19	47	59.57	18.30	30.72	1.36
TOTAL .....	93,686	2,261	2,164	4,425	670	591	1,261	682	607	1,289	2,550				

These tables will bear out the opinion expressed in last year's Report,—that, to arrive at a satisfactory conclusion as to the salubrity of the respective localities, the average deaths of a series of years should be ascertained and their proportion calculated, not alone to the aggregate number of births in each district, but also to its population; we should then fairly reach the object of our inquiry, and have before us reliable information upon which sanitary improvements might be suggested, and with advantage carried out for the public benefit.

21. The present is the second year in which Dr. Farr's system of classifying the causes of death has been adopted; we are therefore enabled to compare the results of the registration during the years 1863 and 1864 under each order. The steps which were taken to give effect to the new nosological arrangement, by inviting the attention of the medical profession, and pointing out the advantage which would be derived from a uniform classification of the diseases which proved fatal among their patients, have been cheerfully met by a cordial co-operation with the department. The District Registrars have, therefore, been relieved from much of the difficulty and uncertainty which might otherwise have been experienced in introducing this improvement on the plan previously followed.

Classification of diseases for 1863 and 1864.

The following statement shews the death rates under each class and order of disease, includes both sexes, and embraces the mortality for the whole Colony:—

ZYMOTIC DISEASES.

Class I.	1863. Per centage.	1864. Per centage.
Order 1.— <i>Miasmatic Diseases</i> —Scarlatina, Diphtheria, Dysentery, Fevers, &c. ....	24.74	24.56
2.— <i>Enthetic Diseases</i> —Syphilis, Gonorrhœa, &c. ....	0.50	0.28
3.— <i>Dietic Diseases</i> —Privation, Scurvy, Delirium Tremens, &c. ....	1.74	1.54
4.— <i>Parasitic Diseases</i> —Thrush, Worms, &c. ....	0.58	0.62
	<hr/>	<hr/>
	27.56	27.00
	<hr/>	<hr/>

CONSTITUTIONAL.

Class II.	1863. Per centage.	1864. Per centage.
Order 1.— <i>Diathetic Diseases</i> —Gout, Dropsy, Cancer, &c. ....	2.48	2.62
2.— <i>Tubercular Diseases</i> —Scrofula, Phthisis, Hydrocephalus, &c....	7.91	8.55
	<hr/>	<hr/>
	10.39	11.17
	<hr/>	<hr/>

## 10 REGISTRATION OF MARRIAGES, BIRTHS, AND DEATHS.

		LOCAL.	
Class III.		1863. Per Centage.	1864. Per centage.
Order 1.— <i>Nervous</i> —Apoplexy, Paralysis, Insanity, Cephalitis ... ..		13·02	13·27
2.— <i>Circulation</i> —Pericarditis, Aneurism, Heart Disease ... ..		3·58	3·82
3.— <i>Respiratory</i> —Bronchitis, Pneumonia, Asthma, Pleurisy, &c. ... ..		7·74	8·49
4.— <i>Digestive</i> —Gastritis, Enteritis, Peritonitis, Hernia, &c. ....		6·15	6·97
5.— <i>Urinary</i> —Nephritis, Ischuria, Diabetes, &c.		0·83	0·81
6.— <i>Generation</i> —Ovarian Dropsy, Uterus Disease, &c. ....		0·15	0·20
7.— <i>Joints</i> —Arthritis, Ostitis, Periostitis, &c. ...		0·19	0·20
8.— <i>Integumentary</i> —Phlegmon, Ulcer, Skin Disease ... ..		0·21	0·43
		<u>31·87</u>	<u>34·19</u>

		DEVELOPMENTAL.	
Class IV.			
Order 1.— <i>Children</i> —Cyanosis, Teething, &c. ... ..		4·70	4·53
2.— <i>Adults</i> —Paramenia, Childbirth, &c....		0·65	0·68
3.— <i>Old People</i> —Old age, &c. ....		3·59	3·06
4.— <i>Nutrition</i> —Atrophy, Debility ... ..		7·61	6·46
		<u>16·55</u>	<u>14·73</u>

		VIOLENCE.	
Class V.			
Order 1.— <i>Accident or Negligence</i> —Fractures, Con- tusions, Burns, Drowning, Suffocation, Wounds, &c. ....		8·97	9·75
2.— <i>Wounds in Battle</i> —Gunshot Wounds, Sword, Bayonet, or other Wounds ... ..		...	...
3.— <i>Homicide</i> —Murder and Manslaughter ...		0·27	0·23
4.— <i>Suicide</i> —Poison, Drowning, Hanging, &c. ...		0·60	0·68
5.— <i>Execution</i> —Hanging ... ..		0·09	0·03
<i>Unclassified</i> ... ..		0·76	...
		<u>10·69</u>	<u>10·69</u>
<i>Unspecified</i> ... ..		2·94	2·22

Instances of  
longevity.

22. The following deaths at extreme ages were recorded during the year:—86 between the ages of 80 and 90; 9 between 90 and 100; 2 at 102; and 1 (a male) at 108 years, in the Suburban District of St. George.

23. The Abstract Tables which are inserted below, have been prepared for the purpose of shewing the classes of diseases which have been most fatal throughout the Colony during the last nine years, with the proportion they bore to the total deaths of each year; as well as the mean results for the full period.

Classes of diseases most fatal in the Colony.

J.

DEATHS in New South Wales, from SCARLATINA, QUINSY, DIPHTHERIA, DIARRHOEA, DYSENTRY, and CROUP, during each of the Years 1856 to 1864.

YEAR.	TOTAL DEATHS OF THE YEAR.	SCARLATINA.	QUINSY.	DIPHTHERIA.	DIARRHOEA.	DYSENTRY.	CROUP.	TOTAL.	PER CENTAGE OF TOTAL DEATHS OF THE YEAR.
1856 .....	* 3,506	31	4	....	84	93	61	273	7.79
1857 .....	4,846	38	4	....	129	143	38	352	7.26
1858 .....	5,888	165	6	....	155	185	69	580	9.85
1859 .....	5,642	120	50	....	322	257	85	834	14.78
1860 .....	6,562	89	115	....	235	165	52	656	9.99
1861 .....	5,343	70	153	....	251	194	74	742	13.88
1862 .....	6,524	103	309	....	344	309	35	1,200	18.39
1863 .....	6,653	95	51	239	329	307	142	1,163	17.48
1864 .....	6,445	350	32	162	269	240	85	1,138	17.65
TOTAL ....	51,404	1,061	724	401	2,118	1,893	741	6,938	13.49
Mean of 9 Years	5,712	118	80	45	236	210	82	771	13.49

\* For ten months only—Act taking effect from 1st March, 1856.

K.

DEATHS in New South Wales, from BRONCHITIS, PHTHISIS, and DISEASE OF THE LUNGS, during each of the Years 1856 to 1864.

YEAR.	TOTAL DEATHS OF THE YEAR.	BRONCHITIS.	PHTHISIS.	DISEASE OF THE LUNGS.	TOTAL.	PER CENTAGE OF TOTAL DEATHS OF THE YEAR.
1856 .....	3,506*	69	261	157	487	13.89
1857 .....	4,846	78	333	165	576	11.88
1858 .....	5,888	163	359	273	795	13.51
1859 .....	5,642	101	210	229	540	9.57
1860 .....	6,562	184	216	350	750	11.42
1861 .....	5,343	125	234	249	608	11.37
1862 .....	6,524	183	309	303	795	12.18
1863 .....	6,653	201	370	249	820	12.32
1864 .....	6,445	178	387	298	863	13.39
TOTAL ....	51,404	1,282	2,679	2,273	6,234	12.12
Mean of 9 Years..	5,712	142	298	252	692	12.12

\* For ten months only.

The first of the tables referred to comprises those diseases of the miasmatic order which have caused the greatest mortality during the years 1856 to 1864; as scarlatina, dysentery, diarrhoea, croup, and throat disease, which includes quinsy and diphtheria. Until very recently, diphtheria was not recognized in the classification as a distinct disease, but was usually tabulated with quinsy. This presumed uncertainty of nomenclature will account chiefly for the large number of deaths attributable to that complaint in the years 1861 and 1862, and its sudden falling off in the following year, when, under the new nosological arrangement, diphtheria was added to the list of those destructive agencies of the zymotic class which leave death in their track. Although not noticed previously, diphtheria carried off 239 persons during the year 1863, and in the following year 162.

Dysentery and diarrhoea are amongst the most fatal of miasmatic diseases in this Colony, and were remarkable during the years 1862 and 1863 for their prevalence—1,289 persons having fallen under their effects in that period. In 1864 the deaths from scarlatina reached the high proportion of 350, while those from croup fell from 142, in 1863, to 85.

The mean annual mortality from the diseases specified, for the nine years 1856 to 1864, was 771, or at the rate of 13.49 per cent. of the average total deaths. In proportion to the mean of the estimated population (333,756), the total deaths were 1.71 per cent.

The

The second table relates to constitutional diseases, and those which attack the respiratory system. The compilation covers the same period as the preceding statement (1856 to 1864). It includes bronchitis, phthisis, and disease of the lungs.

The year 1856 exhibits the highest death rate from these diseases (although for ten months only), the per centage being 13·89 of the mortality. The aggregate number of persons who died, during the last nine years, from the causes referred to, was 6,234, or 12·12 per cent. of the total deaths. Taken separately, we find that bronchitis killed 1,282 persons, phthisis, 2,679, and disease of the lungs, 2,273, out of a total of 51,404 deaths.

I refrain, on the present occasion, from entering more fully upon an analysis of the causes of death, and the relative prevalence of those diseases which afflict humanity, reserving a more elaborate inquiry into this important subject until next year; but in concluding this Report, I am prompted to express a hope that the facts which are brought out may tend to a more general appreciation in this Colony of the science of Vital Statistics, and a more practicable recognition of those sanitary principles upon the observance of which the well-being of the people so much depends.

I have, &c.,

THEO. JA. JAQUES,  
Registrar General.

---

## INDEX TO TABLES.

	PAGE.
<i>BIRTHS—</i>	
QUARTERLY ABSTRACT (1864) ... ..	2
"    "    (1857 to 1864) ... ..	5
CHILDREN OUT OF WEDLOCK ... ..	6
TRIPLETS AND TWINS ... ..	6
IN THE COLONY ... ..	14
IN EACH DISTRICT ... ..	14
IN EACH WARD OF THE CITY, IN PROPORTION TO DEATHS, &c. ... ..	8
IN EACH SUBURBAN DISTRICT       "    "    ... ..	9
<i>DEATHS—</i>	
QUARTERLY ABSTRACT (1864) ... ..	2
"    "    (1857 to 1864) ... ..	7
IN THE COLONY ... ..	14
IN EACH DISTRICT ... ..	14
IN EACH WARD OF THE CITY, IN PROPORTION TO BIRTHS, &c. ... ..	8
IN EACH SUBURBAN DISTRICT       "    "    ... ..	9
INFANTS, 1857 to 1864 ... ..	8
FROM DISEASES MOST PREVALENT IN THE COLONY ... ..	11
MALES, AT AGES, NEW SOUTH WALES ... ..	17
"    "    SUBURBAN DISTRICTS ... ..	23
"    "    CITY OF SYDNEY ... ..	20
FEMALES       "    "    NEW SOUTH WALES ... ..	18
"    "    SUBURBAN DISTRICTS ... ..	24
"    "    CITY OF SYDNEY ... ..	21
BOTH SEXES   "    "    NEW SOUTH WALES ... ..	19
"    "    SUBURBAN DISTRICTS ... ..	25
"    "    CITY OF SYDNEY ... ..	22
FROM EACH CAUSE, IN THE CITY OF SYDNEY ... ..	30
"    "    SUBURBAN DISTRICTS ... ..	34
MONTHLY MORTALITY ... ..	29
AT SEA, REGISTERED IN THE COLONY ... ..	38
<i>MARRIAGES—</i>	
QUARTERLY ABSTRACT (1864) ... ..	2
"    "    (1857 to 1864) ... ..	4
IN THE COLONY ... ..	14
IN EACH DISTRICT ... ..	14
DENOMINATIONS ... ..	16
REGISTRATION DISTRICTS AND DISTRICT REGISTRARS ... ..	38

## APPENDIX TO REGISTRAR GENERAL'S REPORT.

### A.

TABLE shewing the number of MARRIAGES, BIRTHS, and DEATHS registered in the Colony of New South Wales, during the Year ended 31st December, 1864.

	MAR-RIAGES.	BIRTHS.			DEATHS.		
		Males.	Females.	Total.	Males.	Females.	Total.
Sydney .....	1,097	1,258	1,174	2,432	931	798	1,729
Suburban Districts .....	194	1,003	990	1,993	421	400	821
Metropolitan .....	1,291	2,261	2,164	4,425	1,352	1,198	2,550
Country Districts .....	2,189	6,531	5,925	12,456	2,521	1,374	3,895
<b>GRAND TOTAL</b> .....	<b>3,480</b>	<b>8,792</b>	<b>8,039</b>	<b>16,881</b>	<b>3,873</b>	<b>2,572</b>	<b>6,445</b>

### B.

TABLE shewing the MARRIAGES, BIRTHS, and DEATHS registered in each District of the Colony of New South Wales, during the Year ended 31st December, 1864.

DISTRICTS.	POPULA-TION, CENSUS, 1861.	MAR-RIAGES.	TOTAL.		BIRTHS.				DEATHS.		EXCESS OF BIRTHS OVER DEATHS.
			Births.	Deaths.	Including Illegitimate Births.		Illegitimate Births.		M.	F.	
					M.	F.	M.	F.			
<b>I.—NORTH-EASTERN.</b>											
1. Richmond River .....	1,835	19	74	17	29	45	..	..	12	5	57
2. Grafton .....	3,306	47	278	62	126	152	..	1	37	25	116
3. M'Leay River .....	1,963	23	154	41	86	68	..	2	20	21	213
4. Port Macquarie .....	1,350	9	57	11	29	28	3	1	6	5	46
5. Manning River .....	3,354	44	189	36	92	97	..	..	24	12	153
6. Port Stephens .....	1,635	16	77	19	43	34	..	..	12	7	58
7. Dungog .....	1,757	12	79	19	50	29	2	..	13	6	60
8. Clarence Town .....	1,031	9	38	6	22	16	..	1	5	1	32
9. Paterson .....	2,440	12	126	33	72	54	1	3	18	15	93
10. Raymond Terrace .....	3,535	11	141	27	73	68	2	2	14	13	114
11. Maitland .....	14,573	159	647	206	324	323	14	17	127	79	441
12. Morpeth .....	3,374	8	187	64	104	83	1	3	36	28	123
13. Patrick's Plains .....	5,584	57	358	89	191	167	8	5	50	39	269
14. Merton and Muswellbrook .....	1,595	11	99	37	57	42	..	1	26	11	62
15. Scone .....	1,528	7	80	28	39	41	1	1	15	13	52
16. Murrurundi .....	2,088	17	74	30	36	38	..	3	21	9	44
<b>TOTAL</b> .....	<b>51,378</b>	<b>461</b>	<b>2,653</b>	<b>725</b>	<b>1,373</b>	<b>1,285</b>	<b>32</b>	<b>40</b>	<b>436</b>	<b>289</b>	<b>1,933</b>
<b>II.—NORTH MIDLAND.</b>											
1. Tenterfield .....	1,365	17	78	16	50	28	1	2	9	7	62
2. Wellingrove .....	1,681	15	127	24	72	55	1	2	16	8	103
3. Armidale .....	6,630	58	330	119	176	154	7	3	54	35	211
<b>TOTAL</b> .....	<b>9,676</b>	<b>90</b>	<b>535</b>	<b>159</b>	<b>293</b>	<b>237</b>	<b>9</b>	<b>7</b>	<b>109</b>	<b>50</b>	<b>376</b>
<b>III.—NORTH-WESTERN.</b>											
1. Tamworth .....	4,852	46	215	67	121	94	10	1	46	21	148
2. Warialda .....	2,148	9	77	27	39	38	..	1	18	9	50
3. Wee Waa .....	862	11	43	17	32	11	2	..	14	3	26
4. Cassilis .....	1,060	7	55	13	31	24	1	2	11	2	42
5. Dubbo .....	2,959	12	86	30	44	42	1	..	21	9	56
Coonabarabran .....			5	49	16	27	22	..	..	10	6
6. Molong .....	1,862	6	52	15	32	20	2	..	10	5	37
Forbes .....			20	171	67	103	68	4	5	48	19
<b>TOTAL</b> .....	<b>13,743</b>	<b>116</b>	<b>748</b>	<b>252</b>	<b>429</b>	<b>319</b>	<b>20</b>	<b>9</b>	<b>178</b>	<b>74</b>	<b>496</b>
<b>IV.—METROPOLITAN.</b>											
1. City of Sydney .....	56,840	1,097	2,432	1,729	1,258	1,174	64	56	931	798	703
2. Balmain .....	3,947	23	226	60	111	115	3	2	34	26	166
3. Glebe .....	3,712	4	216	103	118	98	6	2	46	57	113
4. Newtown .....	4,236	16	190	87	94	96	2	4	35	52	103
5. Redfern and Botany .....	6,701	37	515	234	251	264	9	1	129	105	281
6. Paddington .....	6,794	30	313	139	150	163	4	3	67	72	174
7. Concord .....	2,356	21	131	55	73	58	3	4	31	24	76
8. St. George .....	5,647	47	249	96	120	129	3	4	58	38	153
9. St. Leonard's .....	3,453	16	153	47	86	67	2	3	21	26	106
<b>TOTAL</b> .....	<b>93,686</b>	<b>1,291</b>	<b>4,425</b>	<b>2,550</b>	<b>2,261</b>	<b>2,164</b>	<b>96</b>	<b>79</b>	<b>1,352</b>	<b>1,198</b>	<b>1,875</b>

B—continued.

DISTRICTS.	POPULATION, CENSUS, 1861.	MARRIAGES.	TOTAL.		BIRTHS.				DEATHS.		EXCESS OF BIRTHS OVER DEATHS.
			Births.	Deaths.	Including Illegitimate Births.		Illegitimate Births.		M.	F.	
					M.	F.	M.	F.			
V.—EAST MIDLAND.											
1. Newcastle .....	7,922	107	635	169	328	307	3	5	97	72	466
2. Wollombi .....	1,883	14	73	18	35	38	..	5	11	7	55
3. McDonald River .....	786	2	41	5	24	17	1	1	4	1	36
4. Brisbane Water .....	2,346	18	102	27	52	50	..	5	21	6	75
5. Windsor .....	5,593	37	228	77	120	108	1	2	47	30	151
6. Richmond .....	3,344	20	135	49	67	68	9	5	26	23	86
7. Penrith .....	5,984	40	367	101	182	185	7	7	62	39	266
8. Parramatta .....	9,980	67	357	266	193	164	2	8	178	88	91
9. Ryde .....	2,103	9	79	53	38	41	1	1	37	16	26
10. Liverpool .....	3,673	21	95	107	49	46	3	..	93	14	..
11. Campbelltown .....	2,609	19	80	34	38	42	2	1	15	19	46
12. Camden .....	5,230	22	194	44	113	81	3	2	26	13	150
13. Picton .....	3,063	6	139	40	75	64	1	3	22	18	99
TOTAL .....	54,521	382	2,525	990	1,314	1,211	33	45	639	351	1,547
VI.—WEST MIDLAND.											
1. Carcoar .....	4,995	40	160	55	90	70	2	2	39	16	105
2. Hartley .....	2,761	27	138	38	76	62	4	2	19	19	100
3. Bathurst .....	12,616	136	596	191	311	285	9	15	121	70	405
4. Sofala .....	4,460	12	140	66	69	71	4	7	45	21	74
5. Orange .....	2,892	72	235	63	116	119	8	6	38	25	172
6. Wellington .....	1,799	24	119	57	54	65	1	2	37	20	62
7. Tambaroora .....	2,991	6	50	19	22	28	2	1	14	5	31
8. Mudgee .....	6,578	68	345	107	167	178	6	5	77	30	238
9. Rylstone .....	1,471	14	68	18	35	33	1	..	16	2	50
TOTAL .....	40,563	399	1,851	614	940	911	37	40	406	208	1,237
VII.—SOUTH EASTERN.											
1. Wollongong .....	6,049	35	265	50	144	121	5	..	27	23	215
2. Kiama .....	5,436	37	237	56	126	111	1	1	38	18	181
3. Berrima .....	3,237	35	255	67	142	113	4	3	37	30	188
4. Shoalhaven .....	3,321	31	161	45	81	80	1	2	27	18	116
5. Ulladulla .....	975	7	62	20	37	25	..	..	12	8	42
6. Broulee .....	1,983	24	142	35	70	72	3	2	22	13	107
7. Eden .....	2,324	24	128	25	55	73	..	..	15	10	103
TOTAL .....	23,375	193	1,250	298	655	595	14	8	173	120	952
VIII.—SOUTH MIDLAND.											
1. Braidwood .....	5,199	72	515	126	265	250	11	8	78	48	389
2. Cooma .....	3,834	26	158	58	75	83	1	2	41	17	100
3. Bombala .....	2,054	13	87	15	45	42	..	1	10	5	72
4. Goulburn .....	9,824	99	480	141	243	237	14	8	92	49	339
5. Albury .....	3,771	45	170	37	94	76	1	1	22	15	133
6. Gundagai .....	2,386	19	117	38	64	53	1	5	22	16	79
7. Tumut .....	3,410	37	143	37	84	59	1	4	24	13	106
8. Yass .....	4,425	59	247	73	137	110	8	2	43	30	174
9. Queanbeyan .....	3,612	33	177	46	90	87	5	5	32	14	131
10. Binalong .....	13,450	24	165	30	88	77	3	5	19	11	135
Young .....		44	245	94	136	109	6	8	69	25	151
TOTAL .....	54,965	471	2,504	695	1,321	1,183	51	49	452	243	1,809
IX.—SOUTH WESTERN.											
1. Deniliquin .....	1,674	23	64	35	32	32	..	..	28	7	29
2. Moama .....	256	3	22	5	10	12	..	..	3	2	17
3. Moulamein .....	463	1	13	6	4	9	..	..	4	2	7
4. Balranald .....	2,003	1	12	4	8	4	..	..	4	..	8
Bourke .....		6	26	18	14	12	..	1	16	2	8
Hay .....		3	34	17	17	17	1	..	13	4	17
Wentworth .....		8	40	14	28	12	1	1	11	3	26
5. Wagga Wagga .....	2,647	32	174	63	88	86	4	2	44	19	111
TOTAL .....	7,043	77	385	162	201	184	6	4	123	39	223
GRAND-TOTALS FOR NEW SOUTH WALES..	348,950	3,480	16,881	6,445	8,792	8,089	298	281	3,873	2,572	10,448*

\* The Deaths in the District of Liverpool, in which the Benevolent Asylum is situated, exceeded the Births by 12, which will reduce the aggregate excess of Births over Deaths to 10,436.



## C.

## MARRIAGES—1864.

DENOMINATION.	SYDNEY.			SUBURBAN DISTRICTS.			COUNTRY DISTRICTS.			TOTAL.		
	Mar-riages.	Marks.		Mar-riages.	Marks.		Mar-riages.	Marks.		Mar-riages.	Marks.	
		Males.	Females		Males.	Females		Males.	Females		Males.	Females
Church of England .....	139	9	15	70	3	14	659	133	143	368	145	172
Roman Catholic .....	290	60	118	24	5	5	631	198	227	945	263	350
Presbyterian .....	570	70	135	29	1	6	346	52	72	945	123	213
Wesleyan .....	31	1	4	15	1	.....	232	33	57	278	35	61
Primitive Methodist .....	16	3	5	9	1	1	35	5	7	60	9	13
Congregationalist .....	17	1	2	18	1	2	60	7	17	95	9	21
Baptist.....	13	1	.....	11	.....	.....	4	.....	.....	28	1	.....
Unitarian.....	1	.....	.....	.....	.....	.....	.....	.....	.....	1	.....	.....
Hebrew .....	9	1	.....	.....	.....	.....	1	.....	.....	10	1	.....
Free Church of England .....	5	1	1	.....	.....	.....	.....	.....	.....	5	1	1
Registrars' Offices .....	6	.....	1	18	2	1	221	57	101	245	59	103
TOTAL.....	1,097	147	281	194	14	29	2,189	485	624	3,480	646	934

D 1.

SUMMARY of DEATHS of MALES registered in the Colony of NEW SOUTH WALES, from 1st January to 31st December, 1864.

2-D

CAUSES OF DEATH.	Under 1 year.	1 to 2.	2 to 3.	3 to 4.	4 to 5.	Total under 5 years.	5 to 10.	10 to 15.	15 to 20.	20 to 25.	25 to 30.	30 to 35.	35 to 40.	40 to 45.	45 to 50.	50 to 55.	55 to 60.	60 to 65.	65 to 70.	70 to 75.	75 and upwards.	—	Total of all Ages.	Per centage on Total Male Deaths of the Year.
<b>I.—Zymotic Diseases.</b>																								
1. Miasmatic Diseases—Scarlatina, Diphtheria, Dysentery, Fevers, &c. ...	214	123	76	61	38	512	92	18	19	25	12	19	16	11	16	12	22	23	7	8	7	4	823	21.26
2. Enthetic Diseases—Syphilis, Gonorrhœa, &c. ...	4	...	...	...	...	4	...	...	...	...	...	...	2	...	...	...	...	...	...	...	...	...	11	0.29
3. Dietic Diseases—Privation, Scurvy, Delirium Tremens, &c. ...	10	...	...	...	1	10	1	...	...	2	1	7	2	...	7	5	...	7	...	...	1	...	66	1.70
4. Parasitic Diseases—Thrush, Worms, &c. ...	10	3	...	2	1	16	1	...	...	...	...	...	...	...	...	...	...	...	...	...	...	...	17	0.44
Total ...	238	126	76	63	39	542	94	18	19	27	13	27	20	18	23	18	29	31	12	9	10	7	917	
<b>II.—Constitutional Diseases.</b>																								
1. Diathetic Diseases—Gout, Dropsy, Cancer, &c. ...	1	...	1	2	...	4	1	1	1	3	2	6	6	10	7	14	9	7	7	9	4	2	93	2.40
2. Tubercular Diseases—Scrofula, Phthisis, Hydrocephalus, &c. ...	47	21	6	4	2	80	10	4	11	28	29	32	36	15	19	5	15	6	2	1	1	2	296	7.64
Total ...	48	21	7	6	2	84	11	5	12	31	31	38	42	25	26	19	24	13	9	10	5	4	389	
<b>III.—Local Diseases.</b>																								
1. Diseases of the Nervous System—Apoplexy, Paralysis, Insanity, Cephalitis, Convulsions, Brain Disease, &c. ...	210	40	13	8	6	277	13	5	5	8	10	14	17	21	23	26	31	27	9	16	8	7	526	13.58
2. Diseases of the Organs of Circulation—Pericarditis, Aneurism, Heart Disease ...	5	...	...	1	1	7	4	9	2	6	14	17	17	19	21	10	17	11	2	4	2	4	179	4.62
3. Diseases of the Respiratory System—Bronchitis, Pneumonia, Asthma, Pleurisy, &c. ...	84	21	16	11	5	137	7	...	6	14	16	22	13	25	28	19	30	28	12	4	7	4	371	9.58
4. Diseases of the Digestive Organs—Gastritis, Enteritis, Peritonitis, Hernia, &c. ...	54	14	6	7	3	84	7	5	13	12	14	14	14	16	21	18	22	15	7	6	5	1	265	6.84
5. Diseases of the Urinary Organs—Nephritis, Ischuria, Diabetes, &c. ...	2	...	2	...	1	5	...	...	2	2	3	3	1	5	3	4	5	6	2	3	...	...	43	1.11
6. Diseases of the Organs of Generation—Ovarian Dropsy, Uterus Disease, &c. ...	...	...	...	...	...	...	2	1	2	...	1	1	1	...	...	...	...	...	...	...	...	...	10	0.26
7. Diseases of the Joints—Arthritis, Ostitis, Periostitis, &c. ...	...	...	...	1	1	4	2	1	1	...	2	2	1	...	...	...	2	3	3	1	...	...	22	0.57
8. Diseases of the Integumentary System—Phlegmon, Ulcer, Skin Disease, &c. ...	1	1	...	1	1	4	2	1	1	...	2	2	1	...	...	...	2	3	3	1	...	...	22	0.57
Total ...	356	76	37	29	18	516	33	22	21	44	66	73	64	84	94	88	100	96	45	32	24	14	1,416	
<b>IV.—Developmental Diseases.</b>																								
1. Diseases of Children—Cyanosis, Teething, &c. ...	124	32	...	...	...	156	...	...	...	...	...	...	...	...	...	...	...	...	...	...	...	...	156	4.03
2. Diseases of Old People—Old Age, &c. ...	...	...	...	...	...	...	...	...	...	...	...	...	...	...	...	...	...	5	11	29	83	3	131	3.38
3. Diseases of Nutrition—Atrophy, Debility... ..	145	13	3	2	...	163	2	2	...	...	...	1	5	4	7	7	10	21	6	1	...	...	230	5.94
Total ...	269	45	3	2	...	319	2	2	...	...	...	1	5	4	7	7	10	26	17	30	84	3	517	
<b>V.—Violence.</b>																								
1. Accident or Negligence—Fractures, Contusions, Burns, Drowning, Suffocation, Wounds, &c. ...	11	24	14	8	8	65	31	21	26	43	40	50	32	33	29	25	27	16	12	6	7	14	486	12.55
2. Wounds in Battle—Gunshot Wounds, Sword, Bayonet, or other Wounds ...	...	...	...	...	...	...	...	...	...	2	2	1	2	1	...	1	1	...	...	...	...	...	12	0.31
3. Homicide—Murder and Manslaughter ...	...	...	...	...	...	...	...	...	...	3	4	3	7	4	6	3	3	2	2	...	...	...	39	1.00
4. Suicide—Poison, Drowning, Hanging, &c. ...	...	...	...	...	...	...	...	...	...	...	...	...	2	...	...	...	...	...	...	...	...	...	2	0.05
5. Execution—Hanging ...	...	...	...	...	...	...	...	...	...	...	...	...	...	...	...	...	...	...	...	...	...	...	...	...
Total ...	11	24	14	8	8	65	31	21	26	43	55	54	43	38	35	29	31	18	14	6	7	18	539	
Unspecified ...	8	4	2	...	1	15	5	...	1	2	1	7	3	10	10	5	1	2	3	1	...	29	95	2.45
Totals from all Causes ...	930	266	189	108	68	1,541	176	68	79	152	166	200	177	179	195	166	195	186	100	88	130	75	3,873	100.00

APPENDIX TO REGISTRAR GENERAL'S REPORT.

293

SUMMARY of DEATHS of FEMALES registered in the Colony of NEW SOUTH WALES, from 1st January to 31st December, 1864.

CAUSES OF DEATH.	Under 1 year.	1 to 2.	2 to 3.	3 to 4.	4 to 5.	Total under 5 years.	5 to 10.	10 to 15.	15 to 20.	20 to 25.	25 to 30.	30 to 35.	35 to 40.	40 to 45.	45 to 50.	50 to 55.	55 to 60.	60 to 65.	65 to 70.	70 to 75.	75 and upwards.	Total of all Ages.	Per centage on Total Female Deaths of the Year.		
<b>I.—Zymotic Diseases.</b>																									
1. <i>Miasmatic Diseases</i> —Scarlatina, Diphtheria, Dysentery, Fevers, &c. ...	182	129	61	56	49	477	94	27	22	23	17	22	12	13	14	9	4	7	7	2	8	1	759	29.51	
2. <i>Enthetic Diseases</i> —Syphilis, Gonorrhoea, &c. ...	5	1	...	...	...	6	1	...	...	...	1	...	...	...	...	...	...	...	...	...	...	...	7	0.27	
3. <i>Dietic Diseases</i> —Privation, Scurvy, Delirium Tremens, &c. ...	10	...	...	1	...	11	1	...	...	...	1	2	3	2	4	2	3	2	1	1	...	...	33	1.28	
4. <i>Parasitic Diseases</i> —Thrush, Worms, &c. ...	16	2	2	1	1	22	1	...	...	...	...	...	...	...	...	...	...	...	...	...	...	...	23	0.90	
Total	213	132	63	58	50	516	96	27	22	23	19	24	15	15	18	11	7	9	8	3	8	1	822		
<b>II.—Constitutional Diseases.</b>																									
1. <i>Diathetic Diseases</i> —Gout, Dropsy, Cancer, &c. ...	2	4	1	1	...	8	2	1	...	1	2	2	2	16	10	7	10	4	3	4	4	...	76	2.96	
2. <i>Tubercular Diseases</i> —Scrofula, Phthisis, Hydrocephalus, &c. ...	37	22	10	3	3	75	5	6	20	35	27	23	17	20	13	3	3	1	3	1	2	1	255	9.91	
Total	39	26	11	4	3	83	7	7	20	36	29	25	19	36	23	10	13	5	6	5	6	1	331		
<b>III.—Local Diseases.</b>																									
1. <i>Diseases of the Nervous System</i> —Apoplexy, Paralysis, Insanity, Cephalitis, Convulsions, Brain Disease, &c. ...	138	21	16	5	6	186	21	5	2	5	12	9	9	12	17	13	11	12	4	3	5	3	329	12.79	
2. <i>Diseases of the Organs of Circulation</i> —Pericarditis, Aneurism, Heart Disease ...	2	1	...	1	1	4	2	3	1	7	5	9	9	2	6	5	4	3	4	...	...	1	2	67	2.60
3. <i>Diseases of the Respiratory System</i> —Bronchitis, Pneumonia, Asthma, Pleurisy, &c. ...	40	20	10	6	2	78	10	7	3	7	8	9	8	7	7	5	2	6	4	2	2	1	176	6.84	
4. <i>Diseases of the Digestive Organs</i> —Gastritis, Enteritis, Peritonitis, Hernia, &c. ...	34	12	7	4	2	59	7	2	5	6	7	14	17	12	15	5	5	14	5	4	2	2	184	7.15	
5. <i>Diseases of the Urinary Organs</i> —Nephritis, Ischuria, Diabetes, &c. ...	1	1	...	...	...	2	...	...	...	1	1	2	...	2	1	...	...	...	...	...	1	...	3	0.95	
6. <i>Diseases of the Organs of Generation</i> —Ovarian Dropsy, Uterus Disease, &c. ...	...	1	1	...	...	1	...	...	...	1	1	1	2	2	2	...	...	...	...	...	...	...	13	0.51	
7. <i>Diseases of the Joints</i> —Arthritis, Ostitis, Periostitis, &c. ...	...	1	...	...	...	1	...	...	...	1	1	...	...	...	...	...	...	...	...	...	...	...	8	0.31	
8. <i>Diseases of the Integumentary System</i> —Phlegmon, Ulcer, Skin Disease, &c. ...	3	1	...	...	...	4	...	1	...	...	...	...	...	1	...	...	1	...	1	...	...	...	8	0.31	
Total	218	56	35	15	11	335	40	13	11	28	35	44	45	38	48	30	28	35	20	9	18	7	789		
<b>IV.—Developmental Diseases.</b>																									
1. <i>Diseases of Children</i> —Cyanosis, Teething, &c. ...	101	33	2	...	...	136	...	...	...	...	...	...	...	...	...	...	...	...	...	...	...	...	136	5.29	
2. <i>Diseases of Adults</i> —Paramenia, Childbirth, &c. ...	...	...	...	...	...	...	...	...	5	8	13	9	6	2	...	1	...	...	...	...	...	...	44	1.71	
3. <i>Diseases of Old People</i> —Old Age, &c. ...	...	...	...	...	...	...	...	...	...	...	...	...	...	...	...	...	...	6	9	3	34	1	66	2.57	
4. <i>Diseases of Nutrition</i> —Atrophy, Debility ...	141	6	3	...	2	152	3	...	...	2	2	3	2	2	4	4	4	2	4	2	...	...	186	7.23	
Total	242	39	5	...	2	288	3	...	5	10	15	12	8	4	4	5	4	8	13	18	34	1	432		
<b>V.—Violence.</b>																									
1. <i>Accident or Negligence</i> —Fractures, Contusions, Burns, Drowning, Suffocation, Wounds, &c. ...	14	20	14	10	11	69	17	5	8	1	8	2	4	6	4	3	4	4	2	...	4	1	142	5.52	
2. <i>Wounds in Battle</i> —Gunshot Wounds, Sword, Bayonet, or other Wounds ...	...	...	...	...	...	...	...	...	...	...	...	...	...	...	...	...	...	...	...	...	...	...	...	...	
3. <i>Homicide</i> —Murder and Manslaughter ...	1	...	...	...	...	1	...	...	...	...	...	...	...	1	...	...	...	...	...	...	...	...	3	0.12	
4. <i>Suicide</i> —Poison, Drowning, Hanging, &c. ...	...	...	...	...	...	...	...	...	...	1	...	1	1	...	...	1	...	...	...	...	...	...	5	0.19	
5. <i>Execution</i> —Hanging ...	...	...	...	...	...	...	...	...	...	...	...	...	...	...	...	...	...	...	...	...	...	...	...	...	
Total	15	20	14	10	11	70	17	5	8	2	8	3	5	8	4	4	4	4	2	...	4	2	150		
Unspecified	2	...	1	3	...	6	3	...	...	3	...	4	3	4	2	4	1	...	...	...	...	18	48	1.87	
Totals from all Causes	729	273	129	90	77	1,298	166	57	66	102	106	112	95	105	99	64	57	61	49	35	70	80	2,572	100.00	

SUMMARY of DEATHS of BOTH SEXES registered in the Colony of NEW SOUTH WALES, from 1st January to 31st December, 1864.

CAUSES OF DEATH.	Under 1 year.	1 to 2.	2 to 3.	3 to 4.	4 to 5.	Total under 5 years.	5 to 10.	10 to 15.	15 to 20.	20 to 25.	25 to 30.	30 to 35.	35 to 40.	40 to 45.	45 to 50.	50 to 55.	55 to 60.	60 to 65.	65 to 70.	70 to 75.	75 and upwards.	Total of all Ages.	Per centage of Total Deaths of the Year.	
<b>I.—Zymotic Diseases.</b>																								
1. <i>Miasmatic Diseases</i> —Scarlatina, Diphtheria, Dysentery, Fevers, &c. ...	396	252	137	117	87	989	186	45	41	48	29	41	28	24	30	21	26	30	14	10	15	5	1,582	24.56
2. <i>Enthetic Diseases</i> —Syphilis, Gonorrhoea, &c. ...	9	1	...	...	...	10	...	...	...	...	1	1	2	...	...	1	1	1	1	...	...	...	13	0.28
3. <i>Dietic Diseases</i> —Privation, Scurvy, Delirium Tremens, &c. ...	20	...	...	1	...	21	2	...	...	2	...	9	5	9	11	7	10	9	5	2	...	3	99	1.54
4. <i>Parasitic Diseases</i> —Thrush, Worms, &c. ...	26	5	2	3	2	38	2	...	...	...	...	...	...	...	...	...	...	...	...	...	...	...	40	0.62
<b>Total</b> ...	<b>451</b>	<b>253</b>	<b>139</b>	<b>121</b>	<b>89</b>	<b>1,058</b>	<b>190</b>	<b>45</b>	<b>41</b>	<b>50</b>	<b>32</b>	<b>51</b>	<b>35</b>	<b>33</b>	<b>41</b>	<b>29</b>	<b>36</b>	<b>40</b>	<b>20</b>	<b>12</b>	<b>18</b>	<b>8</b>	<b>1,739</b>	
<b>II.—Constitutional Diseases.</b>																								
1. <i>Diathetic Diseases</i> —Gout, Dropsy, Cancer, &c. ...	3	4	2	3	5	12	3	2	1	4	4	8	8	26	17	21	19	11	10	13	3	2	169	2.82
2. <i>Tubercular Diseases</i> —Scrofula, Phthisis, Hydrocephalus, &c. ...	84	43	16	7	5	155	15	10	31	63	56	55	53	35	32	8	18	7	5	2	3	3	551	8.55
<b>Total</b> ...	<b>87</b>	<b>47</b>	<b>18</b>	<b>10</b>	<b>5</b>	<b>167</b>	<b>18</b>	<b>12</b>	<b>32</b>	<b>67</b>	<b>60</b>	<b>63</b>	<b>61</b>	<b>61</b>	<b>49</b>	<b>29</b>	<b>37</b>	<b>18</b>	<b>15</b>	<b>15</b>	<b>11</b>	<b>5</b>	<b>720</b>	
<b>III.—Local Diseases.</b>																								
1. <i>Diseases of the Nervous System</i> —Apoplexy, Paralysis, Insanity, Cephalitis, Convulsions, Brain Disease, &c. ...	348	61	29	13	12	463	34	10	7	13	31	23	26	33	40	39	42	39	13	19	13	10	855	13.27
2. <i>Diseases of the Organs of Circulation</i> —Pericarditis, Aneurism, Heart Disease ...	7	...	1	1	2	11	6	12	3	13	19	26	26	19	25	26	14	20	15	2	5	4	246	3.82
3. <i>Diseases of the Respiratory System</i> —Bronchitis, Pneumonia, Asthma, Pleurisy, &c. ...	124	41	26	17	7	215	16	7	9	21	24	31	21	33	35	21	36	34	18	6	16	4	547	8.49
4. <i>Diseases of the Digestive Organs</i> —Gastritis, Enteritis, Peritonitis, Hernia, &c. ...	88	26	13	11	5	143	14	7	10	19	19	28	31	28	36	26	27	29	12	10	7	3	449	6.97
5. <i>Diseases of the Urinary Organs</i> —Nephritis, Ischuria, Diabetes, &c. ...	3	1	2	...	1	7	...	...	2	3	3	5	1	5	4	4	6	6	2	3	1	...	52	0.81
6. <i>Diseases of the Organs of Generation</i> —Ovarian Dropsy, Uterus Disease, &c. ...	...	...	1	...	...	1	...	...	...	1	1	2	3	2	2	...	...	...	...	...	...	...	13	0.20
7. <i>Diseases of the Joints</i> —Arthritis, Ostitis, Periostitis, &c. ...	...	1	...	1	1	3	1	2	...	2	2	1	1	1	...	...	...	...	1	...	...	...	13	0.20
8. <i>Diseases of Integumentary System</i> —Phlegmon, Ulcer, Skin Disease, &c. ...	4	2	...	1	1	8	2	2	1	...	2	2	1	1	...	...	3	3	4	1	...	...	30	0.43
<b>Total</b> ...	<b>574</b>	<b>132</b>	<b>72</b>	<b>44</b>	<b>29</b>	<b>851</b>	<b>73</b>	<b>40</b>	<b>32</b>	<b>72</b>	<b>101</b>	<b>117</b>	<b>109</b>	<b>122</b>	<b>142</b>	<b>118</b>	<b>138</b>	<b>131</b>	<b>65</b>	<b>41</b>	<b>42</b>	<b>21</b>	<b>2,205</b>	
<b>IV.—Developmental Diseases.</b>																								
1. <i>Diseases of Children</i> —Cyanosis, Teething, &c. ...	225	65	2	...	...	292	...	...	...	...	...	...	...	...	...	...	...	...	...	...	...	...	292	4.53
2. <i>Diseases of Adults</i> —Paramenia, Childbirth, &c. ...	...	...	...	...	...	...	...	...	5	8	13	9	6	2	...	1	...	...	...	...	...	...	44	0.68
3. <i>Diseases of Old People</i> —Old Age, &c. ...	...	...	...	...	...	...	...	...	...	...	...	...	...	...	...	...	...	...	20	45	117	4	197	3.06
4. <i>Diseases of Nutrition</i> —Atrophy, Debility ...	286	19	6	2	2	315	5	2	...	2	4	7	7	6	11	11	14	23	10	3	...	...	416	6.46
<b>Total</b> ...	<b>511</b>	<b>84</b>	<b>8</b>	<b>2</b>	<b>2</b>	<b>607</b>	<b>5</b>	<b>2</b>	<b>5</b>	<b>10</b>	<b>15</b>	<b>13</b>	<b>13</b>	<b>8</b>	<b>11</b>	<b>12</b>	<b>14</b>	<b>34</b>	<b>30</b>	<b>48</b>	<b>118</b>	<b>4</b>	<b>949</b>	
<b>V.—Violence.</b>																								
1. <i>Accident or Negligence</i> —Fractures, Contusions, Burns, Drowning, Suffocation, Wounds, &c. ...	25	44	28	18	19	134	48	26	34	44	57	52	36	39	33	28	31	20	14	6	11	15	628	9.75
2. <i>Wounds in Battle</i> —Gunshot Wounds, Sword, Bayonet, or other Wounds ...	...	...	...	...	...	1	...	...	...	2	2	1	2	2	...	1	1	...	...	...	...	3	15	0.23
3. <i>Homicide</i> —Murder and Manslaughter ...	1	...	...	...	...	...	...	...	...	4	4	4	8	5	6	4	3	2	2	...	...	2	44	0.68
4. <i>Suicide</i> —Poison, Drowning, Hanging, &c. ...	...	...	...	...	...	...	...	...	...	...	...	...	...	...	...	...	...	...	...	...	...	...	2	0.03
5. <i>Execution</i> —Hanging ...	...	...	...	...	...	...	...	...	...	...	...	...	...	...	...	...	...	...	...	...	...	...	...	...
<b>Total</b> ...	<b>26</b>	<b>44</b>	<b>28</b>	<b>18</b>	<b>19</b>	<b>135</b>	<b>48</b>	<b>26</b>	<b>34</b>	<b>50</b>	<b>63</b>	<b>57</b>	<b>48</b>	<b>40</b>	<b>39</b>	<b>33</b>	<b>35</b>	<b>22</b>	<b>16</b>	<b>6</b>	<b>11</b>	<b>20</b>	<b>689</b>	
Unspecified ...	10	4	3	3	1	21	8	...	1	5	1	11	6	14	12	9	2	2	3	1	...	47	143	2.22
<b>Totals from all Causes</b> ...	<b>1,659</b>	<b>569</b>	<b>268</b>	<b>198</b>	<b>145</b>	<b>2,839</b>	<b>342</b>	<b>125</b>	<b>145</b>	<b>254</b>	<b>272</b>	<b>312</b>	<b>272</b>	<b>284</b>	<b>294</b>	<b>230</b>	<b>252</b>	<b>247</b>	<b>149</b>	<b>128</b>	<b>200</b>	<b>105</b>	<b>6,445</b>	<b>100.00</b>

E 1.

SUMMARY of DEATHS of MALES registered in SYDNEY, from 1st January to 31st December, 1864.

CAUSES OF DEATH.	Under 1 year.	1 to 2.	2 to 3.	3 to 4.	4 to 5.	Total under 5 years.	5 to 10.	10 to 15.	15 to 20.	20 to 25.	25 to 30.	30 to 35.	35 to 40.	40 to 45.	45 to 50.	50 to 55.	55 to 60.	60 to 65.	65 to 70.	70 to 75.	75 and upwards.	Total of all Ages.	Per centage on Total Deaths of Males of the Year, in Sydney	
<b>I.—Zymotic Diseases.</b>																								
1. Miasmatic Diseases—Scarlatina, Diphtheria, Dysentery, Fevers, &c. ...	52	33	30	25	14	154	33	6	6	8	5	8	4	3	5	3	8	5	1	1	1	251	26.96	
2. Ethetic Diseases—Syphilis, Gonorrhœa, &c. ...	...	...	...	...	...	3	...	...	...	...	...	...	...	...	...	...	...	...	...	...	...	3	0.22	
3. Dietic Diseases—Privation, Scurvy, Delirium Tremens, &c. ...	...	...	...	...	...	5	...	...	...	...	...	...	...	...	...	...	...	...	...	...	...	11	1.18	
4. Parasitic Diseases—Thrush, Worms, &c. ...	...	1	...	1	1	3	...	...	...	...	...	...	...	...	...	...	...	...	...	...	...	5	0.54	
<b>Total</b> ...	<b>59</b>	<b>34</b>	<b>30</b>	<b>26</b>	<b>15</b>	<b>164</b>	<b>33</b>	<b>6</b>	<b>6</b>	<b>8</b>	<b>5</b>	<b>11</b>	<b>4</b>	<b>4</b>	<b>5</b>	<b>4</b>	<b>8</b>	<b>7</b>	<b>1</b>	<b>1</b>	<b>2</b>	<b>269</b>		
<b>II.—Constitutional Diseases.</b>																								
1. Diathetic Diseases—Gout, Dropsy, Cancer, &c. ...	...	...	...	...	...	...	1	...	...	...	...	...	1	1	3	4	...	...	1	3	1	15	1.61	
2. Tubercular Diseases—Scrofula, Phthisis, Hydrocephalus, &c. ...	19	8	5	1	...	33	3	1	6	8	8	10	6	4	6	3	3	2	1	1	...	95	10.20	
<b>Total</b> ...	<b>19</b>	<b>8</b>	<b>5</b>	<b>1</b>	<b>...</b>	<b>33</b>	<b>4</b>	<b>1</b>	<b>6</b>	<b>8</b>	<b>8</b>	<b>10</b>	<b>7</b>	<b>5</b>	<b>9</b>	<b>7</b>	<b>3</b>	<b>2</b>	<b>2</b>	<b>4</b>	<b>1</b>	<b>110</b>		
<b>III.—Local Diseases.</b>																								
1. Diseases of the Nervous System—Apoplexy, Paralysis, Insanity, Cephalitis, Convulsions, Brain Disease, &c. ...	44	12	7	5	4	72	4	2	...	3	6	3	4	3	5	6	7	8	2	...	...	180	13.96	
2. Diseases of the Organs of Circulation—Pericarditis, Aneurism, Heart Disease ...	...	...	...	...	...	...	2	4	...	1	2	5	5	2	2	8	4	4	1	5	...	42	4.51	
3. Diseases of the Respiratory System—Bronchitis, Pneumonia, Asthma, Pleurisy, &c. ...	21	10	5	3	1	40	2	...	2	4	6	5	3	6	3	2	2	5	2	...	...	86	9.23	
4. Diseases of the Digestive Organs—Gastritis, Enteritis, Peritonitis, Hernia, &c. ...	9	5	2	5	2	23	...	...	2	7	3	3	3	3	6	7	2	...	...	...	...	68	7.30	
5. Diseases of the Urinary Organs—Nephritis, Ischuria, Diabetes, &c. ...	...	...	...	...	1	1	...	...	...	2	...	2	...	1	...	2	...	...	...	...	...	11	1.18	
6. Diseases of the Organs of Generation—Ovarian Dropsy, Uterus Disease, &c. ...	...	...	...	...	...	...	...	...	...	...	...	...	...	...	...	...	...	...	...	...	...	2	0.22	
7. Diseases of the Joints—Arthritis, Ostitis, Periostitis, &c. ...	...	...	...	...	...	...	...	...	...	1	...	...	1	...	...	...	...	...	...	...	...	1	0.11	
8. Diseases of Integumentary System—Phlegmon, Ulcer, Skin Disease, &c. ...	...	...	...	...	...	...	...	...	...	...	...	...	...	...	...	...	1	...	...	...	...	2	0.11	
<b>Total</b> ...	<b>74</b>	<b>27</b>	<b>14</b>	<b>13</b>	<b>8</b>	<b>136</b>	<b>8</b>	<b>6</b>	<b>4</b>	<b>18</b>	<b>17</b>	<b>18</b>	<b>15</b>	<b>15</b>	<b>21</b>	<b>21</b>	<b>18</b>	<b>26</b>	<b>7</b>	<b>8</b>	<b>2</b>	<b>340</b>		
<b>IV.—Developmental Diseases.</b>																								
1. Diseases of Children—Cyanosis, Teething, &c. ...	27	15	...	...	...	42	...	...	...	...	...	...	...	...	...	...	...	...	...	...	...	42	4.51	
2. Diseases of Old People—Old Age, &c. ...	...	...	...	...	...	...	...	...	...	...	...	...	...	...	...	...	...	2	...	5	10	17	1.82	
3. Diseases of Nutrition—Atrophy, Debility ...	42	9	...	1	...	52	...	...	...	...	...	...	...	...	...	...	...	...	...	...	...	52	5.59	
<b>Total</b> ...	<b>69</b>	<b>24</b>	<b>...</b>	<b>1</b>	<b>...</b>	<b>94</b>	<b>...</b>	<b>...</b>	<b>...</b>	<b>...</b>	<b>...</b>	<b>...</b>	<b>...</b>	<b>...</b>	<b>...</b>	<b>...</b>	<b>...</b>	<b>2</b>	<b>...</b>	<b>5</b>	<b>10</b>	<b>111</b>		
<b>V.—Violence.</b>																								
1. Accident or Negligence—Fractures, Contusions, Burns, Drowning, Suffocation, Wounds, &c. ...	1	3	3	1	1	9	3	...	4	5	5	5	8	5	1	4	...	5	1	2	2	59	6.33	
2. Wounds in Battle—Gunshot Wounds, Sword, Bayonet, or other Wounds ...	...	...	...	...	...	...	...	...	...	...	...	...	...	...	...	...	...	...	...	...	...	...	2	0.22
3. Homicide—Murder and Manslaughter ...	...	...	...	...	...	...	...	...	...	1	2	1	3	2	1	2	...	...	1	...	...	13	1.40	
4. Suicide—Poison, Drowning, Hanging, &c. ...	...	...	...	...	...	...	...	...	...	...	...	...	...	...	...	...	...	...	...	...	...	1	0.11	
5. Execution—Hanging ...	...	...	...	...	...	...	...	...	...	...	...	...	...	...	...	...	...	...	...	...	...	...	...	
<b>Total</b> ...	<b>1</b>	<b>3</b>	<b>3</b>	<b>1</b>	<b>1</b>	<b>9</b>	<b>3</b>	<b>...</b>	<b>4</b>	<b>7</b>	<b>7</b>	<b>6</b>	<b>12</b>	<b>7</b>	<b>2</b>	<b>6</b>	<b>1</b>	<b>5</b>	<b>2</b>	<b>2</b>	<b>2</b>	<b>75</b>		
Unspecified ...	...	...	...	...	...	...	...	...	...	...	...	...	...	1	...	1	...	1	1	...	...	22	2.80	
<b>Totals from all Causes</b> ...	<b>222</b>	<b>96</b>	<b>52</b>	<b>42</b>	<b>24</b>	<b>436</b>	<b>48</b>	<b>13</b>	<b>20</b>	<b>41</b>	<b>37</b>	<b>45</b>	<b>38</b>	<b>32</b>	<b>37</b>	<b>39</b>	<b>30</b>	<b>43</b>	<b>13</b>	<b>20</b>	<b>17</b>	<b>22</b>	<b>931</b>	<b>100.00</b>

E 2.

SUMMARY of DEATHS of FEMALES registered in SYDNEY, from 1st January to 31st December, 1864.

CAUSES OF DEATH.	Under 1 year.	1 to 2.	2 to 3.	3 to 4.	4 to 5.	Total under 5 years.	5 to 10.	10 to 15.	15 to 20.	20 to 25.	25 to 30.	30 to 35.	35 to 40.	40 to 45.	45 to 50.	50 to 55.	55 to 60.	60 to 65.	65 to 70.	70 to 75.	75 and upwards.	Total of all Ages.	Per centage on Total Female Deaths of the Year in Sydney.	
<b>I.—Zymotic Diseases.</b>																								
1. <i>Miasmatic Diseases</i> —Scarlatina, Diphtheria, Dysentery, Fevers, &c. ...	47	42	13	21	23	146	40	5	4	9	7	5	4	4	5	4	1	2	4	2	4	...	246	30.83
2. <i>Enthetic Diseases</i> —Syphilis, Gonorrhœa, &c. ...	...	1	...	...	...	1	...	...	...	...	1	...	1	...	1	...	...	...	...	...	...	...	2	0.25
3. <i>Dietic Diseases</i> —Privation, Scurvy, Delirium Tremens, &c. ...	3	...	...	...	...	3	...	...	...	...	...	1	1	1	1	1	1	2	...	1	...	...	12	1.50
4. <i>Parasitic Diseases</i> —Thrush, Worms, &c. ...	2	...	1	...	...	3	...	...	...	...	...	...	...	...	...	...	...	...	...	...	...	3	0.38	
<b>Total</b> ...	52	43	14	21	23	153	40	5	4	9	8	6	5	5	6	5	2	4	4	3	4	...	263	
<b>II.—Constitutional Diseases.</b>																								
1. <i>Diathetic Diseases</i> —Gout, Dropsy, Cancer, &c. ...	...	1	1	...	...	2	1	...	...	...	...	...	...	5	3	1	3	1	1	1	2	...	20	2.50
2. <i>Tubercular Diseases</i> —Scrofula, Phthisis, Hydrocephalus, &c. ...	13	7	5	1	3	20	1	...	7	17	9	12	5	10	5	1	...	1	...	1	1	...	99	12.41
<b>Total</b> ...	13	8	6	1	3	31	2	...	7	17	9	12	5	15	8	2	3	2	1	2	3	...	119	
<b>III.—Local Diseases.</b>																								
1. <i>Diseases of the Nervous System</i> —Apoplexy, Paralysis, Insanity, Cephalitis, Convulsions, Brain Disease, &c. ...	38	6	6	3	5	58	9	...	1	4	3	3	4	5	6	6	3	5	2	1	3	...	113	14.16
2. <i>Diseases of the Organs of Circulation</i> —Pericarditis, Aneurism, Heart Disease ...	1	...	1	...	...	2	...	1	...	...	...	1	3	1	2	2	2	...	2	2	...	...	16	2.00
3. <i>Diseases of the Respiratory System</i> —Bronchitis, Pneumonia, Asthma, Pleurisy, &c. ...	7	8	5	1	...	21	3	2	2	2	3	1	1	4	3	...	2	2	1	1	5	...	51	6.39
4. <i>Diseases of the Digestive Organs</i> —Gastritis, Enteritis, Peritonitis, Hernia, &c. ...	9	1	1	1	1	13	...	1	2	4	3	7	5	4	6	7	2	2	1	1	...	...	62	7.77
5. <i>Diseases of the Urinary Organs</i> —Nephritis, Ischuria, Diabetes, &c. ...	...	...	...	...	...	...	...	...	...	1	...	1	...	...	1	1	1	...	...	...	...	...	4	0.50
6. <i>Diseases of the Organs of Generation</i> —Ovarian Dropsy, Uterus Disease, &c. ...	...	...	1	...	...	1	...	...	...	1	...	...	...	1	2	1	...	...	...	...	...	...	6	0.75
7. <i>Diseases of the Joints</i> —Arthritis, Ostitis, Periostitis, &c. ...	...	1	...	...	...	1	...	...	...	...	...	...	...	...	...	...	...	...	...	...	...	...	1	0.13
8. <i>Diseases of Integumentary System</i> —Phlegmon, Ulcer, Skin Disease, &c. ...	...	...	...	...	...	...	...	...	...	...	...	...	...	...	...	...	...	...	...	...	...	...	...	...
<b>Total</b> ...	55	16	14	5	6	96	12	4	3	11	10	13	13	15	20	16	10	14	6	2	8	...	253	
<b>IV.—Developmental Diseases.</b>																								
1. <i>Diseases of Children</i> —Cyanosis, Teething, &c. ...	31	18	1	...	...	50	...	...	...	...	...	...	...	...	...	...	...	...	...	...	...	...	50	6.27
2. <i>Diseases of Adults</i> —Paramonia, Childbirth, &c. ...	...	...	...	...	...	...	...	...	1	...	1	2	1	...	...	...	...	...	...	...	...	...	5	0.63
3. <i>Diseases of Old People</i> —Old Age, &c. ...	...	...	...	...	...	...	...	...	...	...	...	...	...	...	...	...	...	2	...	1	...	...	16	2.00
4. <i>Diseases of Nutrition</i> —Atrophy, Debility... ...	40	2	3	...	...	45	1	...	...	...	...	...	...	...	...	...	...	...	...	5	6	1	46	5.76
<b>Total</b> ...	71	20	4	...	...	95	1	...	1	...	1	2	1	...	...	...	...	3	1	5	6	1	117	
<b>V.—Violence.</b>																								
1. <i>Accident or Negligence</i> —Fractures, Contusions, Burns, Drowning, Suffocation, Wounds, &c. ...	3	2	1	...	1	7	3	...	4	...	1	1	...	1	2	...	1	1	...	...	...	...	21	2.63
2. <i>Wounds in Battle</i> —Gunshot Wounds, Sword, Bayonet, or other Wounds ...	...	...	...	...	...	...	...	...	...	...	...	...	...	1	...	...	...	...	...	...	...	...	1	0.13
3. <i>Homicide</i> —Murder and Manslaughter ...	...	...	...	...	...	...	...	...	...	...	...	1	...	...	...	...	...	...	...	...	...	...	2	0.25
4. <i>Suicide</i> —Poison, Drowning, Hanging, &c. ...	...	...	...	...	...	...	...	...	...	...	...	...	...	...	...	1	...	...	...	...	...	...	...	...
5. <i>Execution</i> —Hanging ...	...	...	...	...	...	...	...	...	...	...	...	...	...	...	...	...	...	...	...	...	...	...	...	...
<b>Total</b> ...	3	2	1	...	1	7	3	...	4	...	1	2	...	2	2	1	1	1	...	...	...	...	24	
Unspecified ...	...	...	...	1	...	1	1	...	...	1	...	1	1	...	...	1	...	...	...	...	...	16	22	2.76
<b>Totals from all Causes</b> ...	194	89	39	28	33	383	59	9	19	35	29	36	25	37	36	25	16	24	12	12	21	17	798	100.00

297

SUMMARY of DEATHS of BOTH SEXES registered in SYDNEY, from 1st January to 31st December, 1864.

CAUSES OF DEATH.	Under 1 year.	1 to 2.	2 to 3.	3 to 4.	4 to 5.	Total under 5 years.	5 to 10.	10 to 15.	15 to 20.	20 to 25.	25 to 30.	30 to 35.	35 to 40.	40 to 45.	45 to 50.	50 to 55.	55 to 60.	60 to 65.	65 to 70.	70 to 75.	75 and upwards.	Total of all Ages.	Per centage of Total Deaths of the Year in Sydney.	
<b>I.—Zymotic Diseases.</b>																								
1. <i>Miasmatic Diseases</i> —Scarlatina, Diphtheria, Dysentery, Fevers, &c. ...	99	75	43	46	37	300	73	11	10	17	12	13	8	7	10	7	9	7	5	3	5	...	497	28.74
2. <i>Enthetic Diseases</i> —Syphilis, Gonorrhoea, &c. ...	2	1	...	...	...	3	...	...	...	...	1	...	...	...	...	...	...	...	...	...	...	...	4	0.23
3. <i>Dietic Diseases</i> —Privation, Scurvy, Delirium Tremens, &c. ...	6	...	...	...	...	6	...	...	...	...	...	4	1	2	1	2	1	...	...	1	...	...	23	1.33
4. <i>Parasitic Diseases</i> —Thrush, Worms, &c. ...	4	1	1	1	1	8	...	...	...	...	...	...	...	...	...	...	...	...	...	...	...	...	8	0.46
<b>Total</b> ...	111	77	44	47	38	317	73	11	10	17	13	17	9	9	11	9	10	11	5	4	6	...	532	
<b>II.—Constitutional Diseases.</b>																								
1. <i>Diathetic Diseases</i> —Gout, Dropsy, Cancer, &c. ...	...	1	1	...	...	2	2	...	...	...	...	...	1	6	6	5	3	1	2	4	3	...	35	2.02
2. <i>Tubercular Diseases</i> —Scrofula, Phthisis, Hydrocephalus, &c. ...	32	15	10	2	3	62	4	1	13	25	17	22	11	14	11	4	3	3	1	1	2	...	194	11.22
<b>Total</b> ...	32	16	11	2	3	64	6	1	13	25	17	22	12	20	17	9	6	4	3	6	4	...	229	
<b>III.—Local Diseases.</b>																								
1. <i>Diseases of the Nervous System</i> —Apoplexy, Paralysis, Insanity, Cephalitis, Convulsions, Brain Disease, &c. ...	82	18	13	8	9	130	13	2	1	7	9	6	8	8	11	12	10	13	4	6	3	...	243	14.05
2. <i>Diseases of the Organs of Circulation</i> —Pericarditis, Aneurism, Heart Disease ...	1	...	1	...	...	2	2	5	...	1	2	6	8	3	4	10	6	4	3	...	2	...	58	3.36
3. <i>Diseases of the Respiratory System</i> —Bronchitis, Pneumonia, Asthma, Pleurisy, &c. ...	28	18	10	4	1	61	5	2	2	6	9	6	3	10	11	2	4	7	3	1	5	...	137	7.92
4. <i>Diseases of the Digestive Organs</i> —Gastritis, Enteritis, Peritonitis, Hernia, &c. ...	18	6	3	6	3	36	...	1	4	11	6	10	8	7	12	10	6	14	3	2	...	130	7.52	
5. <i>Diseases of the Urinary Organs</i> —Nephritis, Ischuria, Diabetes, &c. ...	...	...	...	...	1	1	...	...	...	3	...	3	...	1	1	2	1	2	...	1	...	...	15	0.87
6. <i>Diseases of the Organs of Generation</i> —Ovarian Dropsy, Uterus Disease, &c. ...	...	...	1	...	...	1	...	...	...	1	...	...	...	1	2	1	...	...	...	...	...	...	6	0.35
7. <i>Diseases of the Joints</i> —Arthritis, Ostitis, Periostitis, &c. ...	...	1	...	...	...	1	...	...	...	1	...	...	1	...	...	...	...	...	...	...	...	...	3	0.17
8. <i>Diseases of Integumentary System</i> —Phlegmon, Ulcer, Skin Disease, &c. ...	...	...	...	...	...	...	...	...	...	...	...	...	...	...	...	...	1	...	...	...	...	...	1	0.06
<b>Total</b> ...	129	43	28	18	14	232	20	10	7	29	27	31	28	30	41	37	28	40	13	10	10	...	593	
<b>IV.—Developmental Diseases.</b>																								
1. <i>Diseases of Children</i> —Cyanosis, Teething, &c. ...	53	33	1	...	...	92	...	...	...	...	...	...	...	...	...	...	...	...	...	...	...	...	92	5.32
2. <i>Diseases of Adults</i> —Paramenia, Childbirth, &c. ...	...	...	...	...	...	...	...	1	...	1	2	1	...	...	...	...	...	...	...	...	...	...	5	0.30
3. <i>Diseases of Old People</i> —Old Age, &c. ...	...	...	...	...	...	...	...	...	...	...	...	...	...	...	...	...	...	5	1	10	16	1	33	1.90
4. <i>Diseases of Nutrition</i> —Atrophy, Debility ...	82	11	3	1	...	97	1	...	...	...	...	...	...	...	...	...	...	...	...	...	...	...	98	5.67
<b>Total</b> ...	140	44	4	1	...	189	1	...	1	...	1	2	1	...	...	...	...	5	1	10	16	1	228	
<b>V.—Violence.</b>																								
1. <i>Accident or Negligence</i> —Fractures, Contusions, Burns, Drowning, Suffocation, Wounds, &c. ...	4	5	4	1	2	16	6	...	8	5	6	6	8	6	3	4	1	6	1	2	2	...	80	4.63
2. <i>Wounds in Battle</i> —Gunshot Wounds, Sword, Bayonet, or other Wounds ...	...	...	...	...	...	...	...	...	...	...	...	...	...	...	...	...	...	...	...	...	...	...	...	...
3. <i>Homicide</i> —Murder and Manslaughter ...	...	...	...	...	...	...	...	...	1	...	...	...	...	1	...	...	...	...	...	...	...	...	3	0.17
4. <i>Suicide</i> —Poison, Drowning, Hanging, &c. ...	...	...	...	...	...	...	...	...	1	2	2	3	2	1	3	...	...	...	1	...	...	...	15	0.87
5. <i>Execution</i> —Hanging ...	...	...	...	...	...	...	...	...	...	...	...	...	1	...	...	...	...	...	...	...	...	...	1	0.06
<b>Total</b> ...	4	5	4	1	2	16	6	...	8	7	8	8	12	9	4	7	2	6	2	2	2	...	99	
Unspecified ...	...	...	...	1	...	1	1	...	...	1	...	1	1	1	...	2	...	1	1	...	...	38	48	2.78
<b>Totals from all Causes</b> ...	416	135	91	70	57	819	107	22	39	79	66	81	63	69	73	64	46	67	25	32	38	39	1,729	100.00

F 1.

SUMMARY of DEATHS of MALES registered in the SUBURBAN DISTRICTS, from 1st January to 31st December, 1864.

CAUSES OF DEATH.	Under 1 year.	1 to 2.	2 to 3.	3 to 4.	4 to 5.	Total under 5 years.	5 to 10.	10 to 15.	15 to 20.	20 to 25.	25 to 30.	30 to 35.	35 to 40.	40 to 45.	45 to 50.	50 to 55.	55 to 60.	60 to 65.	65 to 70.	70 to 75.	75 and upwards.	..?	Total of all Ages.	Percentage Total Males in the Suburban Districts	
<b>I.—Zymotic Diseases.</b>																									
1. <i>Miasmatic Diseases</i> —Scarlatina, Diphtheria, Dysentery, Fevers, &c. ....	42	28	5	11	5	91	12	2	3	1	1	1	4	1	1	1	...	4	...	...	1	1	124	29.24	
2. <i>Enthetic Diseases</i> —Syphilis, Gonorrhœa, &c. ....	...	...	...	...	...	...	...	...	...	...	...	...	...	...	...	...	...	...	...	...	...	...	1	0.24	
3. <i>Dietic Diseases</i> —Privation, Scurvy, Delirium Tremens, &c. ....	...	...	...	...	...	...	...	...	...	...	...	...	...	...	...	...	...	...	...	...	...	...	6	1.42	
4. <i>Parasitic Diseases</i> —Thrush, Worms, &c. ....	1	1	...	...	...	2	...	...	...	...	...	...	...	...	...	...	...	...	...	...	...	...	2	0.48	
<b>Total</b> ... ..	45	29	5	11	5	95	12	2	3	1	1	1	4	1	1	4	...	4	2	...	1	1	138		
<b>II.—Constitutional Diseases.</b>																									
1. <i>Diathetic Diseases</i> —Gout, Dropsy, Cancer, &c. ....	...	...	...	1	...	1	...	1	...	...	...	1	...	1	...	1	1	...	...	...	...	...	...	7	1.66
2. <i>Tubercular Diseases</i> —Scrofula, Phthisis, Hydrocephalus, &c. ....	9	6	1	...	1	17	3	...	1	6	5	5	6	2	4	1	1	...	...	...	...	...	...	51	12.11
<b>Total</b> ... ..	9	6	1	1	1	18	3	1	1	6	5	6	6	3	4	2	2	1	...	...	...	...	...	58	
<b>III.—Local Diseases.</b>																									
1. <i>Diseases of the Nervous System</i> —Apoplexy, Paralysis, Insanity, Cephalitis, Convulsions, Brain Disease, &c. ....	23	7	2	2	...	34	2	...	...	...	...	2	...	2	...	1	2	1	...	1	1	...	...	46	10.92
2. <i>Diseases of the Organs of Circulation</i> —Pericarditis, Aneurism, Heart Disease. ....	1	...	...	1	...	2	1	1	...	1	...	3	1	7	...	1	1	3	...	...	1	...	...	22	5.22
3. <i>Diseases of the Respiratory System</i> —Bronchitis, Pneumonia, Asthma, Pleurisy, &c. ....	11	...	3	2	...	16	2	...	3	1	2	3	2	2	1	...	2	3	1	...	2	...	...	33	9.02
4. <i>Diseases of the Digestive Organs</i> —Gastritis, Enteritis, Peritonitis, Hernia, &c. ....	8	4	1	1	...	14	1	...	1	...	1	...	2	3	2	...	...	...	...	1	1	...	...	24	5.70
5. <i>Diseases of the Urinary Organs</i> —Nephritis, Ischuria, Diabetes, &c. ....	...	...	1	...	...	1	...	...	...	...	...	...	...	...	...	...	...	...	...	...	...	...	...	3	0.71
6. <i>Diseases of the Organs of Generation</i> —Ovarian Dropsy, Uterus Disease, &c. ....	...	...	...	...	...	...	...	...	...	...	...	...	...	...	...	...	...	...	...	...	...	...	...	...	...
7. <i>Diseases of the Joints</i> —Arthritis, Ostitis, Periostitis, &c. ....	...	...	...	...	...	...	...	...	...	...	...	...	...	...	...	...	...	...	...	...	...	...	...	...	...
8. <i>Diseases of Integumentary System</i> —Phlegmon, Ulcer, Skin Disease, &c. ....	1	...	...	...	...	1	...	...	...	...	...	...	...	...	...	...	...	...	...	...	...	...	...	1	0.24
<b>Total</b> ... ..	44	11	7	6	...	68	6	1	...	5	2	7	6	14	8	2	5	7	2	3	3	...	...	134	
<b>IV.—Developmental Diseases.</b>																									
1. <i>Diseases of Children</i> —Cyanosis, Teething, &c. ....	16	1	...	...	...	17	...	...	...	...	...	...	...	...	...	...	...	...	...	...	...	...	...	17	4.27
2. <i>Diseases of Old People</i> —Old Age, &c. ....	...	...	...	...	...	...	...	...	...	...	...	...	...	...	...	...	...	...	...	...	...	...	...	10	2.37
3. <i>Diseases of Nutrition</i> —Atrophy, Debility ... ..	21	2	...	...	...	23	1	2	...	...	...	1	...	...	...	...	...	1	...	...	...	...	...	28	6.65
<b>Total</b> ... ..	37	3	...	...	...	40	1	2	...	...	...	1	...	...	...	...	...	2	...	2	7	...	...	55	
<b>V.—Violence.</b>																									
1. <i>Accident or Negligence</i> —Fractures, Contusions, Burns, Drowning, Suffocation, Wounds, &c. ....	3	...	...	3	1	7	4	...	2	3	4	2	1	1	3	...	1	1	...	...	...	...	...	31	7.37
2. <i>Wounds in Battle</i> —Gunshot Wounds, Sword, Bayonet, or other Wounds ... ..	...	...	...	...	...	...	...	...	...	...	...	...	...	...	...	...	...	...	...	...	...	...	...	...	...
3. <i>Homicide</i> —Murder and Manslaughter ... ..	...	...	...	...	...	...	...	...	...	...	...	...	...	...	...	...	...	...	...	...	...	...	...	...	...
4. <i>Suicide</i> —Poison, Drowning, Hanging, &c. ....	...	...	...	...	...	...	...	...	...	...	...	1	1	...	1	...	...	1	...	...	...	...	...	4	0.95
5. <i>Execution</i> —Hanging ... ..	...	...	...	...	...	...	...	...	...	...	...	...	...	...	...	...	...	...	...	...	...	...	...	...	...
<b>Total</b> ... ..	3	...	...	3	1	7	4	...	2	3	4	3	2	1	4	...	1	2	...	...	...	...	...	35	
Unspecified ... ..	3	...	1	...	...	4	...	...	...	...	...	...	...	2	...	...	...	...	...	...	...	...	...	6	1.43
<b>Totals from all Causes</b> ... ..	141	49	14	21	7	232	26	6	6	15	12	18	18	21	12	8	8	16	4	5	11	3	421	100.00	



F 2.  
SUMMARY of DEATHS of FEMALES registered in the SUBURBAN DISTRICTS, from 1st January to 31st December, 1864.

CAUSES OF DEATH.	Under 1 year.	1 to 2.	2 to 3.	3 to 4.	4 to 5.	Total under 5 years.	5 to 10.	10 to 15.	15 to 20.	20 to 25.	25 to 30.	30 to 35.	35 to 40.	40 to 45.	45 to 50.	50 to 55.	55 to 60.	60 to 65.	65 to 70.	70 to 75.	75 and upwards.	...	Total of all ages.	Percentage Total Females in the Year in the Suburban Districts.		
<b>I.—Zymotic Diseases.</b>																										
1. Miasmatic Diseases—Scarlatina, Diphtheria, Dysentery, Fevers, &c.	28	27	7	10	10	82	15	2	3	5	3	5	2	3	3	1	...	...	...	...	...	...	...	125	31.25	
2. Euthetic Diseases—Syphilis, Gonorrhoea, &c.	2	...	...	...	...	...	...	...	...	...	...	...	...	...	...	...	...	...	...	...	...	...	...	3	0.75	
3. Dietic Diseases—Privation, Scurvy, Delirium Tremens, &c.	...	1	...	...	1	...	...	...	...	...	...	...	...	...	1	...	...	...	...	...	...	...	...	3	0.75	
4. Parasitic Diseases—Thrush, Worms, &c.	...	...	...	...	...	...	...	...	...	...	...	...	...	...	...	...	...	...	...	...	...	...	...	...	...	
Total...	30	28	7	10	11	86	16	2	3	5	2	5	2	3	4	1	...	2	...	...	...	...	...	131		
<b>II.—Constitutional Diseases.</b>																										
1. Diathetic Diseases—Gout, Dropsy, Cancer, &c.	1	1	...	...	...	2	...	...	...	...	...	...	...	...	...	...	...	...	...	...	...	...	...	13	3.25	
2. Tubercular Diseases—Scrofula, Phthisis, Hydrocephalus, &c.	9	5	...	1	...	15	1	1	4	4	6	4	1	6	1	1	3	...	...	2	...	...	1	46	11.50	
Total...	10	6	...	1	...	17	1	1	4	4	6	6	3	7	3	1	3	...	2	...	...	...	1	59		
<b>III.—Local Diseases.</b>																										
1. Diseases of the Nervous System—Apoplexy, Paralysis, Insanity, Cephalitis, Convulsions, Brain Disease, &c.	16	7	3	...	...	26	6	...	1	...	4	2	...	1	4	2	...	...	...	1	1	...	...	50	12.50	
2. Diseases of the Organs of Circulation—Pericarditis, Aneurism, Heart Disease	...	...	...	...	...	...	...	...	...	...	...	...	...	...	...	...	...	...	...	...	...	...	...	...	13	3.25
3. Diseases of the Respiratory System—Bronchitis, Pneumonia, Asthma, Pleurisy, &c.	6	7	...	1	...	14	1	...	...	1	3	1	1	1	1	1	2	...	3	...	...	...	...	28	7.00	
4. Diseases of the Digestive Organs—Gastritis, Enteritis, Peritonitis, Hernia, &c.	2	6	1	...	...	9	3	...	...	1	...	...	1	1	2	...	...	3	...	2	...	...	...	23	5.75	
5. Diseases of the Urinary Organs—Nephritis, Ischuria, Diabetes, &c.	...	1	...	...	...	1	...	...	...	...	...	...	...	...	...	...	...	...	...	...	...	...	...	1	0.25	
6. Diseases of the Organs of Generation—Ovarian Dropsy, Uterus Disease, &c.	...	...	...	...	...	...	...	...	...	...	...	...	...	...	...	1	...	...	...	...	...	...	...	1	0.25	
7. Diseases of the Joints—Arthritis, Ostitis, Periostitis, &c.	...	...	...	...	...	...	...	...	...	...	...	...	...	...	...	...	...	...	...	...	...	...	...	...	...	
8. Diseases of Integumentary System—Phlegmon, Ulcer, Skin Disease, &c.	...	...	...	...	...	...	...	...	...	...	...	...	...	...	...	...	1	...	...	...	...	...	...	1	0.25	
Total...	24	21	4	1	...	50	10	...	1	3	8	5	4	4	7	4	5	6	2	3	4	1	...	117		
<b>IV.—Developmental Diseases.</b>																										
1. Diseases of Children—Cyanosis, Teething, &c.	17	4	...	...	...	21	...	...	...	...	...	...	...	...	...	...	...	...	...	...	...	...	...	21	5.25	
2. Diseases of Adults—Paramania, Childbirth, &c.	...	...	...	...	...	...	...	...	1	2	...	...	...	...	...	...	...	...	...	...	...	...	...	7	1.75	
3. Diseases of Old People—Old Age, &c.	...	...	...	...	...	...	...	...	...	...	...	...	...	...	...	...	...	...	...	...	...	...	...	13	3.25	
4. Diseases of Nutrition—Atrophy, Debility	31	2	...	...	...	33	...	...	...	...	...	...	1	1	...	1	1	1	4	1	...	...	...	44	11.00	
Total...	48	6	...	...	...	64	...	...	1	2	4	2	1	3	...	1	1	2	4	3	7	...	...	85		
<b>V.—Violence.</b>																										
1. Accident or Negligence—Fractures, Contusions, Burns, Drowning, Suffocation, Wounds, &c.	1	...	...	...	...	1	...	...	1	...	...	...	...	...	...	...	...	...	...	...	...	...	...	3	0.75	
2. Wounds in Battle—Gunshot Wounds, Sword, Bayonet, or other Wounds	...	...	...	...	...	...	...	...	...	...	...	...	...	...	...	...	...	...	...	...	...	...	...	...	...	
3. Homicide—Murder and Manslaughter	...	...	...	...	...	...	...	...	...	...	...	...	...	...	...	...	...	...	...	...	...	...	...	...	...	
4. Suicide—Poison, Drowning, Hanging, &c.	...	...	...	...	...	...	...	...	...	...	...	...	...	...	...	...	...	...	...	...	...	...	...	...	...	
5. Execution—Hanging	...	...	...	...	...	...	...	...	...	...	...	...	...	...	...	...	...	...	...	...	...	...	...	...	...	
Total...	1	...	...	...	...	1	...	1	...	...	...	...	...	...	...	...	...	...	...	...	...	...	...	3		
Unspecified	2	...	...	...	...	2	1	...	...	...	...	...	...	1	...	...	...	...	...	...	...	...	...	5	1.25	
Totals from all Causes	115	61	11	12	11	210	28	3	10	14	20	18	10	18	14	7	9	11	8	6	11	3	400	100.00		

F 3.

SUMMARY of DEATHS of BOTH SEXES registered in the SUBURBAN DISTRICTS, from 1st January to 31st December, 1864.

CAUSES OF DEATH.	Under 1 year.	1 to 2.	2 to 3.	3 to 4.	4 to 5.	Total under 5 years.	5 to 10.	10 to 15.	15 to 20.	20 to 25.	25 to 30.	30 to 35.	35 to 40.	40 to 45.	45 to 50.	50 to 55.	55 to 60.	60 to 65.	65 to 70.	70 to 75.	75 and upwards.	...	Total of all Ages.	Per centage on Total Deaths of the Year in the Suburban Districts.
	<p><b>I.—Zymotic Diseases.</b></p> <p>1. <i>Miasmatic Diseases</i>—Scarlatina, Diphtheria, Dysentery, Fevers, &amp;c. ... 70 55 12 21 15. 173 27 4 6 6 3 6 6 4 4 2 ... 6 ...</p> <p>2. <i>Enthetic Diseases</i>—Syphilis, Gonorrhœa, &amp;c. ... 4 ... ... ... 4 ... ... ... ... ... 1 ... 2 ...</p> <p>3. <i>Dietic Diseases</i>—Privation, Scurvy, Delirium Tremens, &amp;c. ... 1 ... ... ... 1 4 1 ... ... ... ... ... 1 ... 2 ...</p> <p>4. <i>Parasitic Diseases</i>—Thrush, Worms, &amp;c. ... 1 2 ... ... 1 4 1 ... ... ... ... ... 1 ... 2 ...</p> <p>Total ... 75 67 12 21 16 181 28 4 6 6 3 6 6 4 5 5 ... 6 2 ... 1 1 264</p> <p><b>II.—Constitutional Diseases.</b></p> <p>1. <i>Diathetic Diseases</i>—Gout, Dropsy, Cancer, &amp;c. ... 1 1 ... 1 ... 3 ... 1 ... ... 3 1 7 2 1 1 ...</p> <p>2. <i>Tubercular Diseases</i>—Scrofula, Phthisis, Hydrocephalus, &amp;c. ... 13 11 1 1 1 32 4 1 5 10 11 9 8 3 5 2 4 ... 2 ... 1 ...</p> <p>Total ... 19 12 1 2 1 35 4 2 5 10 11 12 9 10 7 3 5 1 2 ... 1 117</p> <p><b>III.—Local Diseases.</b></p> <p>1. <i>Diseases of the Nervous System</i>—Apoplexy, Paralysis, Insanity, Cephalitis, Convulsions, Brain Disease, &amp;c. ... 39 14 5 2 ... 60 8 ... 1 ... 4 4 ... 3 4 3 4 1 ...</p> <p>2. <i>Diseases of the Organs of Circulation</i>—Pericarditis, Aneurism, Heart Disease ... 1 ... ... 1 ... 2 1 1 ... 2 3 4 2 7 1 2 1 6 ...</p> <p>3. <i>Diseases of the Respiratory System</i>—Bronchitis, Pneumonia, Asthma, Pleurisy, &amp;c. ... 17 7 3 3 ... 30 3 ... 4 2 3 5 4 1 ... 4 3 3 ...</p> <p>4. <i>Diseases of the Digestive Organs</i>—Gastritis, Enteritis, Peritonitis, Hernia, &amp;c. ... 10 10 2 1 ... 23 4 ... 2 ... 1 3 4 ... 3 ... 3 ...</p> <p>5. <i>Diseases of the Urinary Organs</i>—Nephritis, Ischuria, Diabetes, &amp;c. ... 1 ... 1 ... 2 ... ... ... 1 ... ... ... 1 ...</p> <p>6. <i>Diseases of the Organs of Generation</i>—Ovarian Dropsy, Uterus Disease, &amp;c. ... ... ... ... ... ... ... ... ... ... ... ... ...</p> <p>7. <i>Diseases of the Joints</i>—Arthritis, Ostitis, Periostitis, &amp;c. ... ... ... ... ... ... ... ... ... ... ... ... ...</p> <p>8. <i>Diseases of Integumentary System</i>—Phlegmon, Ulcer, Skin Disease, &amp;c. ... 1 ... ... ... 1 ... ... ... ... ... ... ... 1 ...</p> <p>Total ... 68 32 11 7 ... 118 16 1 1 8 10 12 10 18 10 6 10 13 4 6 7 1 251</p> <p><b>IV.—Developmental Diseases.</b></p> <p>1. <i>Diseases of Children</i>—Cyanosis, Teething, &amp;c. ... 33 5 ... ... 33 ... ... 1 2 ... 2 ... 2 ... ...</p> <p>2. <i>Diseases of Adults</i>—Paramœnia, Childbirth, &amp;c. ... ... ... ... ... ... ... ... ... 2 ... ... ...</p> <p>3. <i>Diseases of Old People</i>—Old Age, &amp;c. ... 52 4 ... ... 56 1 2 ... 2 3 1 1 ... 1 2 ... 4 3 ...</p> <p>4. <i>Diseases of Nutrition</i>—Atrophy, Debility... ... ... ... ... 50 ... ... 2 3 1 1 ... 1 1 ... 2 ...</p> <p>Total ... 85 9 ... ... 94 1 2 1 2 4 3 1 3 ... 1 1 4 4 5 14 ... 140</p> <p><b>V.—Violence.</b></p> <p>1. <i>Accident or Negligence</i>—Fractures, Contusions, Burns, Drowning, Suffocation, Wounds, &amp;c. ... 4 ... ... 3 1 8 4 ... 3 3 4 2 1 1 3 ... 1 2 ...</p> <p>2. <i>Wounds in Battle</i>—Gunshot Wounds, Sword, Bayonet, or other Wounds ... ... ... ... ... ... ... ... ... ... ... ... ...</p> <p>3. <i>Homicide</i>—Murder and Manslaughter ... ... ... ... ... ... ... ... 1 1 ... 1 ... ...</p> <p>4. <i>Suicide</i>—Poison, Drowning, Hanging, &amp;c. ... ... ... ... ... ... ... ... ... ... ... ... 4 ...</p> <p>5. <i>Execution</i>—Hanging ... ... ... ... ... ... ... ... ... ... ... ... ...</p> <p>Total ... 4 ... 3 1 8 4 ... 3 3 4 3 2 1 4 ... 1 3 ... 2 38</p> <p>Unspecified ... 5 ... 1 ... 6 1 ... ... ... ... 3 ... ... ... 1 11</p> <p>Totals from all Causes ... 256 110 25 33 18 442 54 9 16 29 32 36 28 39 26 15 17 27 12 11 22 6 821 100 00</p>																							

APPENDIX TO REGISTRAR GENERAL'S REPORT.

SUMMARY of DEATHS of MALES registered in the COUNTRY DISTRICTS, from 1st January to 31st December, 1864.

CAUSES OF DEATH.	Under 1 year.	1 to 2.	2 to 3.	3 to 4.	4 to 5.	Total under 5 years.	5 to 10.	10 to 15.	15 to 20.	20 to 25.	25 to 30.	30 to 35.	35 to 40.	40 to 45.	45 to 50.	50 to 55.	55 to 60.	60 to 65.	65 to 70.	70 to 75.	75 and upwards.	?	Total of all Ages.	Per centage on Total Male Deaths of the Year in the Country Districts.
	<b>I.—Zymotic Diseases.</b>																							
1. Miasmatic Diseases—Scarlatina, Diphtheria, Dysentery, Fevers, &c...	120	62	41	25	19	267	47	10	10	16	6	10	8	7	10	8	14	14	6	7	5	3	448	17.77
2. Enthetic Diseases—Syphilis, Gonorrhoea, &c...	2	...	...	...	...	2	...	...	...	...	...	1	2	...	...	...	...	1	1	...	1	...	8	0.32
3. Dietic Diseases—Privation, Scurvy, Delirium Tremens, &c...	5	...	...	...	...	5	1	...	...	2	...	4	...	6	7	2	7	5	2	1	1	3	49	1.94
4. Parasitic Diseases—Thrush, Worms, &c...	7	1	...	1	...	9	1	...	...	...	...	...	...	...	...	...	...	...	...	...	...	...	10	0.40
<b>Total</b>	<b>134</b>	<b>63</b>	<b>41</b>	<b>26</b>	<b>19</b>	<b>283</b>	<b>40</b>	<b>10</b>	<b>10</b>	<b>18</b>	<b>7</b>	<b>15</b>	<b>12</b>	<b>13</b>	<b>17</b>	<b>10</b>	<b>21</b>	<b>20</b>	<b>9</b>	<b>8</b>	<b>7</b>	<b>6</b>	<b>515</b>	
<b>II.—Constitutional Diseases.</b>																								
1. Diathetic Diseases—Gout, Dropsy, Cancer, &c...	1	...	1	1	...	3	...	...	1	3	2	5	5	8	4	9	8	6	6	6	3	2	71	2.82
2. Tubercular Diseases—Scrofula, Phthisis, Hydrocephalus, &c...	19	7	...	3	1	30	4	3	4	14	16	17	24	9	9	1	11	4	1	...	1	2	150	5.95
<b>Total</b>	<b>20</b>	<b>7</b>	<b>1</b>	<b>4</b>	<b>1</b>	<b>33</b>	<b>4</b>	<b>3</b>	<b>5</b>	<b>17</b>	<b>18</b>	<b>22</b>	<b>29</b>	<b>17</b>	<b>13</b>	<b>10</b>	<b>19</b>	<b>10</b>	<b>7</b>	<b>6</b>	<b>4</b>	<b>4</b>	<b>221</b>	
<b>III.—Local Diseases.</b>																								
1. Diseases of the Nervous System—Apoplexy, Paralysis, Insanity, Cephalitis, Convulsions, Brain Disease, &c...	143	21	4	1	2	171	7	3	5	5	13	9	13	16	18	19	22	18	7	10	7	7	350	13.88
2. Diseases of the Organs of Circulation—Pericarditis, Aneurism, Heart Disease	4	...	...	...	1	5	1	4	2	4	12	9	11	8	17	12	5	10	10	1	2	2	115	4.56
3. Diseases of the Respiratory System—Bronchitis, Pneumonia, Asthma, Pleurisy, &c...	52	11	8	6	4	81	2	4	4	7	9	15	8	17	19	17	26	20	9	4	5	4	247	9.80
4. Diseases of the Digestive Organs—Gastritis, Enteritis, Peritonitis, Hernia, &c...	37	5	3	1	1	47	6	5	3	5	9	11	9	10	13	15	18	8	5	3	5	1	173	6.86
5. Diseases of the Urinary Organs—Nephritis, Ischuria, Diabetes, &c...	2	...	1	...	...	3	...	...	2	...	1	1	1	4	3	2	5	4	1	2	...	...	29	1.15
6. Diseases of the Organs of Generation—Ovarian Dropsy, Uterus Disease, &c...	...	...	...	...	...	...	...	...	...	...	...	...	...	...	...	...	...	...	...	...	...	...	...	...
7. Diseases of the Joints—Arthritis, Ostitis, Periostitis, &c...	...	...	...	1	1	2	1	2	...	...	1	1	...	...	...	...	...	...	1	...	...	...	8	0.32
8. Diseases of Integumentary System—Phlegmon, Ulcer, Skin Disease, &c...	...	1	...	1	1	3	2	1	1	...	2	2	1	...	...	...	...	1	3	3	1	...	20	0.79
<b>Total</b>	<b>238</b>	<b>38</b>	<b>16</b>	<b>10</b>	<b>10</b>	<b>312</b>	<b>19</b>	<b>15</b>	<b>17</b>	<b>21</b>	<b>47</b>	<b>48</b>	<b>43</b>	<b>55</b>	<b>70</b>	<b>65</b>	<b>77</b>	<b>63</b>	<b>36</b>	<b>21</b>	<b>19</b>	<b>14</b>	<b>942</b>	
<b>IV.—Developmental Diseases.</b>																								
1. Diseases of Children—Cyanosis, Teething, &c...	81	16	...	...	...	97	...	...	...	...	...	...	...	...	...	...	...	...	...	...	...	...	97	3.85
2. Diseases of Old People—Old Age, &c...	...	2	3	1	...	88	1	...	...	...	...	...	5	4	7	7	10	20	6	1	...	...	104	4.13
3. Diseases of Nutrition—Atrophy, Debility...	...	...	...	...	...	...	...	...	...	...	...	...	...	...	...	...	...	...	...	...	...	...	150	5.95
<b>Total</b>	<b>163</b>	<b>18</b>	<b>3</b>	<b>1</b>	<b>...</b>	<b>185</b>	<b>1</b>	<b>...</b>	<b>...</b>	<b>...</b>	<b>...</b>	<b>...</b>	<b>5</b>	<b>4</b>	<b>7</b>	<b>7</b>	<b>10</b>	<b>22</b>	<b>17</b>	<b>23</b>	<b>67</b>	<b>3</b>	<b>351</b>	
<b>V.—Violence.</b>																								
1. Accident or Negligence—Fractures, Contusions, Burns, Drowning, Suffocation, Wounds, &c...	7	21	11	4	6	49	24	21	20	35	40	43	23	27	25	21	26	10	11	4	5	12	396	15.70
2. Wounds in Battle—Gunshot Wounds, Sword, Bayonet, or other Wounds	...	...	...	...	...	...	...	...	...	...	...	...	...	...	...	...	...	...	...	...	...	...	...	...
3. Homicide—Murder and Manslaughter	...	...	...	...	...	...	...	...	...	1	2	1	2	1	...	1	...	...	...	...	...	2	10	0.40
4. Suicide—Poison, Drowning, Hanging, &c...	...	...	...	...	...	...	...	...	...	2	2	3	2	3	4	1	3	1	1	...	...	2	22	0.87
5. Execution—Hanging	...	...	...	...	...	...	...	...	...	...	...	...	1	...	...	...	...	...	...	...	...	...	1	0.04
<b>Total</b>	<b>7</b>	<b>21</b>	<b>11</b>	<b>4</b>	<b>6</b>	<b>49</b>	<b>24</b>	<b>21</b>	<b>20</b>	<b>38</b>	<b>44</b>	<b>45</b>	<b>29</b>	<b>30</b>	<b>29</b>	<b>23</b>	<b>29</b>	<b>11</b>	<b>12</b>	<b>4</b>	<b>5</b>	<b>16</b>	<b>429</b>	
Unspecified	5	4	1	...	1	11	5	...	1	2	1	7	3	7	10	4	1	1	2	1	...	7	68	2.50
<b>Totals from all Causes</b>	<b>567</b>	<b>151</b>	<b>73</b>	<b>45</b>	<b>37</b>	<b>873</b>	<b>102</b>	<b>49</b>	<b>53</b>	<b>96</b>	<b>117</b>	<b>137</b>	<b>121</b>	<b>126</b>	<b>146</b>	<b>119</b>	<b>157</b>	<b>127</b>	<b>83</b>	<b>63</b>	<b>102</b>	<b>50</b>	<b>2,321</b>	<b>100.00</b>

30%

SUMMARY of DEATHS of FEMALES registered in the COUNTRY DISTRICTS, from 1st January to 31st December, 1864.

CAUSES OF DEATH.	Under 1 year.	1 to 2.	2 to 3.	3 to 4.	4 to 5.	Total under 5 years.	5 to 10.	10 to 15.	15 to 20.	20 to 25.	25 to 30.	30 to 35.	35 to 40.	40 to 45.	45 to 50.	50 to 55.	55 to 60.	60 to 65.	65 to 70.	70 to 75.	75 and upwards.	Total of all Ages.	Percentage of Total Deaths in the Year in the Country Districts.	
<b>I.—Zymotic Diseases.</b>																								
1. <i>Miasmatic Diseases</i> —Scarlatina, Diphtheria, Dysentery, Fevers, &c. ....	107	60	41	25	16	249	39	20	15	9	8	12	6	6	6	4	3	3	3	...	4	1	388	28.24
2. <i>Enthetic Diseases</i> —Syphilis, Gonorrhœa, &c. ....	5	...	...	...	...	5	...	...	...	...	...	...	...	...	...	...	...	...	...	...	...	...	5	0.96
3. <i>Dietic Diseases</i> —Privation, Scurvy, Delirium Tremens, &c. ....	5	...	...	1	...	6	1	...	...	...	1	1	2	1	2	1	2	...	...	...	...	...	18	1.31
4. <i>Parasitic Diseases</i> —Thrush, Worms, &c. ....	14	1	1	1	...	17	...	...	...	...	...	...	...	...	...	...	...	...	...	...	...	...	17	1.24
<b>Total</b> ... ..	131	61	42	27	16	277	40	20	15	9	9	13	8	7	8	5	5	3	4	...	4	1	428	
<b>II.—Constitutional Diseases.</b>																								
1. <i>Diathetic Diseases</i> —Gout, Dropsy, Cancer, &c. ....	1	2	...	1	...	4	1	1	...	1	2	...	1	5	5	6	7	3	3	...	2	...	43	3.13
2. <i>Tubercular Diseases</i> —Scrofula, Phthisis, Hydrocephalus, &c. ....	15	10	5	1	...	31	3	5	9	14	12	7	10	9	7	1	...	...	1	...	3	...	110	8.00
<b>Total</b> ... ..	16	12	5	2	...	35	4	6	9	15	14	7	11	14	12	7	7	3	3	3	3	...	153	
<b>III.—Local Diseases.</b>																								
1. <i>Diseases of the Nervous System</i> —Apoplexy, Paralysis, Insanity, Cephalitis, Convulsions, Brain Disease, &c. ....	84	8	7	2	1	102	6	5	...	1	5	4	5	6	7	5	6	7	2	1	1	3	166	12.08
2. <i>Diseases of the Organs of Circulation</i> —Pericarditis, Aneurism, Heart Disease ...	1	...	...	...	1	2	2	2	1	6	2	7	5	1	3	2	2	...	2	...	...	1	38	2.76
3. <i>Diseases of the Respiratory System</i> —Bronchitis, Pneumonia, Asthma, Pleurisy, &c. ...	27	5	5	4	2	43	6	5	3	4	4	7	5	2	4	2	2	4	3	1	2	2	97	7.06
4. <i>Diseases of the Digestive Organs</i> —Gastritis, Enteritis, Peritonitis, Hernia, &c. ...	23	5	5	3	1	37	4	1	3	1	4	6	11	7	7	1	3	4	4	2	2	2	99	7.20
5. <i>Diseases of the Urinary Organs</i> —Nephritis, Ischuria, Diabetes, &c. ....	1	...	...	...	...	1	...	...	...	1	1	1	...	...	...	...	...	...	...	...	1	...	4	0.30
6. <i>Diseases of the Organs of Generation</i> —Ovarian Dropsy, Uterus Disease, &c. ...	...	...	...	...	...	...	...	...	...	1	...	1	2	2	...	...	...	...	...	...	...	...	6	0.44
7. <i>Diseases of the Joints</i> —Arthritis, Ostitis, Periostitis, &c. ....	...	...	...	...	...	...	...	...	...	1	1	...	...	...	...	...	...	...	...	...	...	...	2	0.15
8. <i>Diseases of Integumentary System</i> —Phlegmon, Ulcer, Skin Disease, &c. ....	3	1	...	...	...	4	...	1	...	...	...	...	...	1	...	...	...	...	1	...	...	...	7	0.51
<b>Total</b> ... ..	139	19	17	9	5	189	18	14	7	14	17	26	28	19	21	10	13	15	12	4	6	6	419	
<b>IV.—Developmental Diseases.</b>																								
1. <i>Diseases of Children</i> —Cyanosis, Teething, &c. ....	53	11	1	...	...	65	...	...	...	...	...	...	...	...	...	...	...	...	...	...	...	...	65	4.73
2. <i>Diseases of Adults</i> —Paramenia, Childbirth, &c. ....	...	...	...	...	...	...	...	...	3	6	10	7	5	...	...	1	...	...	2	4	10	...	32	2.33
3. <i>Diseases of Old People</i> —Old Age, &c. ....	...	...	...	...	...	...	...	...	...	...	...	...	...	...	...	...	...	...	...	...	...	...	37	2.69
4. <i>Diseases of Nutrition</i> —Atrophy, Debility... ..	70	2	...	...	2	74	2	...	...	2	...	1	1	1	4	3	3	1	4	...	...	...	96	6.99
<b>Total</b> ... ..	123	13	1	...	2	139	2	...	3	8	10	8	6	1	4	4	3	3	8	10	21	...	230	
<b>V.—Violence.</b>																								
1. <i>Accident or Negligence</i> —Fractures, Contusions, Burns, Drowning, Suffocation, Wounds, &c. ....	10	18	13	10	10	61	14	5	3	1	7	1	4	5	2	3	3	2	2	...	4	1	118	8.59
2. <i>Wounds in Battle</i> —Gunshot Wounds, Sword, Bayonet, or other Wounds ...	...	...	...	...	...	...	...	...	...	...	...	...	...	...	...	...	...	...	...	...	...	...	...	...
3. <i>Homicide</i> —Murder and Manslaughter ... ..	1	...	...	...	...	1	...	...	...	...	...	...	...	...	...	...	...	...	...	...	...	1	2	0.15
4. <i>Suicide</i> —Poison, Drowning, Hanging, &c. ....	...	...	...	...	...	...	...	...	...	1	...	...	1	1	...	...	...	...	...	...	...	...	3	0.22
5. <i>Execution</i> —Hanging ... ..	...	...	...	...	...	...	...	...	...	...	...	...	...	...	...	...	...	...	...	...	...	...	...	...
<b>Total</b> ... ..	11	18	13	10	10	62	14	5	3	2	7	1	5	6	2	3	3	2	2	...	4	2	123	
Unspecified ... ..	...	...	1	2	...	3	1	...	...	2	...	3	2	3	2	3	1	...	...	...	...	1	21	1.52
<b>Totals from all Causes</b> ... ..	420	123	79	50	33	705	79	45	37	50	57	58	60	50	49	32	32	26	29	17	38	10	1,374	100.00

G 3.

SUMMARY of DEATHS of BOTH SEXES registered in the COUNTRY DISTRICTS, from 1st January to 31st December, 1864.

CAUSES OF DEATH.	Under 1 year.	1 to 2.	2 to 3.	3 to 4.	4 to 5.	Total under 5 years.	5 to 10.	10 to 15.	15 to 20.	20 to 25.	25 to 30.	30 to 35.	35 to 40.	40 to 45.	45 to 50.	50 to 55.	55 to 60.	60 to 65.	65 to 70.	70 to 75.	75 and upwards.	Total of all Ages.	Percentage on Total Deaths of the Year in the Country Districts.	
<b>I.—Zymotic Diseases.</b>																								
1. Miasmatic Diseases—Scarlatina, Diphtheria, Dysentery, Fevers, &c. ....	227	122	82	50	35	516	86	30	25	25	14	22	14	13	16	12	17	17	9	7	9	4	836	21.46
2. Eruptive Diseases—Syphilis, Gonorrhoea, &c. ....	7	...	...	...	...	7	...	...	...	...	...	1	2	...	...	...	...	1	1	...	...	13	0.33	
3. Dietic Diseases—Privation, Scurvy, Delirium Tremens, &c. ....	10	...	...	1	...	11	2	...	...	2	2	5	4	7	9	3	9	5	3	...	...	67	1.72	
4. Parasitic Diseases—Thrush, Worms, &c. ....	21	2	1	2	...	26	1	...	...	...	...	...	...	...	...	...	...	...	...	...	3	27	0.60	
Total	265	124	83	53	35	500	89	30	25	27	16	23	20	20	25	15	26	23	13	8	11	7	943	
<b>II.—Constitutional Diseases.</b>																								
1. Diathetic Diseases—Gout, Dropsy, Cancer, &c. ....	2	2	1	2	...	7	1	1	1	4	4	5	6	13	9	15	15	9	8	9	5	2	114	2.93
2. Tubercular Diseases—Scrofula, Phthisis, Hydrocephalus, &c. ....	34	17	5	4	1	61	7	8	13	28	28	24	34	18	10	2	11	4	2	...	5	2	260	6.68
Total	36	19	6	6	1	68	8	9	14	32	32	29	40	31	25	17	26	13	10	9	7	4	374	
<b>III.—Local Diseases.</b>																								
1. Diseases of the Nervous System—Apoplexy, Paralysis, Insanity, Cephalitis, Convulsions, Brain Disease, &c. ....	227	29	11	3	3	273	13	8	5	6	18	13	18	22	25	24	28	25	9	11	8	10	516	13.25
2. Diseases of the Organs of Circulation—Pericarditis, Aneurism, Heart Disease	5	...	...	2	...	7	3	6	8	10	14	16	16	9	20	14	7	10	12	1	2	3	153	3.93
3. Diseases of the Respiratory System—Bronchitis, Pneumonia, Asthma, Pleurisy, &c.	79	16	13	10	6	124	8	5	7	11	13	22	13	19	23	19	23	24	12	5	7	4	344	8.83
4. Diseases of the Digestive Organs—Gastritis, Enteritis, Peritonitis, Hernia, &c.	60	10	8	4	2	84	10	6	6	6	13	17	20	17	20	16	21	12	9	5	7	3	272	6.98
5. Diseases of the Urinary Organs—Nephritis, Ischuria, Diabetes, &c. ....	3	...	1	...	...	4	...	...	2	...	2	1	1	2	3	2	5	4	1	2	1	...	33	0.85
6. Diseases of the Organs of Generation—Ovarian Dropsy, Uterus Disease, &c.	...	...	...	...	...	...	...	...	...	1	...	1	2	...	...	...	...	...	...	...	...	...	6	0.15
7. Diseases of the Joints—Arthritis, Ostitis, Periostitis, &c.	...	...	...	1	1	2	1	2	...	...	...	...	...	...	...	...	...	...	...	...	...	...	10	0.26
8. Diseases of Integumentary System—Phlegmon, Ulcer, Skin Disease, &c.	3	2	...	1	1	7	2	2	1	...	2	2	1	1	...	...	1	3	4	1	...	...	27	0.69
Total	377	57	33	19	15	501	37	29	24	35	64	74	71	74	91	75	90	78	48	25	25	20	1,361	
<b>IV.—Developmental Diseases.</b>																								
1. Diseases of Children—Cyanosis, Teething, &c. ....	134	27	1	...	...	162	...	...	3	...	...	7	5	...	...	...	...	...	...	...	...	...	162	4.16
2. Diseases of Adults—Parameia, Childbirth, &c. ....	...	...	...	...	...	...	...	...	...	6	10	...	...	...	...	1	...	...	...	...	...	...	32	0.82
3. Diseases of Old People—Old Age, &c. ....	...	...	...	...	...	...	...	...	...	...	...	...	...	...	...	...	...	4	15	32	87	3	141	3.62
4. Diseases of Nutrition—Atrophy, Debility ...	152	4	3	1	2	162	3	...	...	2	...	1	6	5	11	10	13	21	10	1	...	...	246	6.31
Total	286	31	4	1	2	324	3	...	3	8	10	8	11	5	11	11	13	25	25	33	88	3	581	
<b>V.—Violence.</b>																								
1. Accident or Negligence—Fractures, Contusions, Burns, Drowning, Suffocation, Wounds, &c. ....	17	39	24	14	16	110	33	26	23	36	47	44	27	32	27	24	29	12	13	4	9	13	514	13.19
2. Wounds in Battle—Gunshot Wounds, Sword, Bayonet, or other Wounds	...	...	...	...	...	...	...	...	...	...	...	...	...	...	...	...	...	...	...	...	...	...	...	...
3. Homicide—Murder and Manslaughter	1	...	...	...	...	1	...	...	...	1	2	1	2	1	...	1	...	...	...	...	...	...	12	0.32
4. Suicide—Poison, Drowning, Hanging, &c. ....	...	...	...	...	...	...	...	...	...	3	2	1	4	3	4	1	8	1	1	...	...	...	25	0.64
5. Execution—Hanging ...	...	...	...	...	...	...	...	...	...	...	...	...	1	...	...	...	...	...	...	...	...	...	1	0.3
Total	18	39	24	14	16	111	33	26	23	40	51	46	34	36	31	26	32	13	14	4	9	18	552	
Unspecified	5	4	2	2	1	14	6	...	1	4	1	10	5	10	12	7	2	1	2	1	...	8	84	2.16
Totals from all Causes	987	274	152	95	70	1,578	181	94	90	146	174	195	181	176	195	151	189	153	112	80	140	60	3,895	100.00

SUMMARY of DEATHS of BOTH SEXES, in the Colony of NEW SOUTH WALES, during each Month of the Year 1864, classified under the heads of the several causes of Death.

CAUSES OF DEATH.	JANUARY.		FEBRUARY.		MARCH.		APRIL.		MAY.		JUNE.		JULY.		AUGUST.		SEPTEMBER.		OCTOBER.		NOVEMBER.		DECEMBER.		TOTAL.		GRAND TOTAL.	PER CENTAGE OF TOTAL DEATHS OF THE YEAR.	
	Males.	Females.	Males.	Females.	Males.	Females.	Males.	Females.	Males.	Females.	Males.	Females.	Males.	Females.	Males.	Females.	Males.	Females.	Males.	Females.	Males.	Females.	Males.	Females.	Males.	Females.			
<b>I.—Zymotic Diseases.</b>																													
1. Miasmatic Diseases—Scarlatina, Diphtheria, Dysentery, Fevers, &c.	78	81	76	59	86	71	70	74	82	53	56	73	67	55	52	51	61	50	48	38	74	60	73	88	823	759	1,582	24.56	
2. Ethetic Diseases—Syphilis, Gonorrhoea, &c.	...	...	...	...	...	...	...	...	...	...	...	...	...	...	...	...	...	...	...	...	...	...	...	...	...	...	...	...	
3. Dietic Diseases—Privation, Scurvy, Delirium Tremens, &c.	4	6	7	1	7	5	4	2	8	5	10	3	6	1	4	3	3	3	4	1	3	2	6	1	66	33	99	1.54	
4. Parasitic Diseases—Thrush, Worms, &c.	2	2	2	1	1	2	2	2	...	2	2	...	...	1	3	...	3	2	...	5	1	4	1	2	17	23	40	0.62	
Total	84	89	86	63	95	78	77	78	92	60	68	76	73	59	59	54	67	56	54	46	81	72	81	91	917	822	1,739		
<b>II.—Constitutional Diseases.</b>																													
1. Diathetic Diseases—Gout, Dropsy, Cancer, &c.	4	8	8	6	9	8	10	4	8	9	12	5	4	8	5	3	7	5	10	9	8	6	8	5	93	76	169	2.62	
2. Tubercular Diseases—Scrofula, Phthisis, Hydrocephalus, &c.	32	23	25	19	28	18	25	22	32	22	22	25	15	19	24	19	23	24	17	17	17	21	36	26	296	255	551	8.55	
Total	36	31	33	25	37	26	35	26	40	31	34	30	19	27	29	22	30	29	27	26	25	27	44	31	389	331	720		
<b>III.—Local Diseases.</b>																													
1. Diseases of the Nervous System—Apoplexy, Paralysis, Insanity, Cephalitis, Convulsions, Brain Disease, &c.	42	30	51	21	44	24	45	23	50	39	46	33	40	29	50	34	34	30	31	16	48	26	45	24	526	329	855	13.27	
2. Diseases of the Organs of Circulation—Pericarditis, Aneurism, Heart Disease	15	7	12	4	15	4	12	6	17	4	15	9	12	8	22	9	15	5	12	3	17	5	15	3	179	67	246	3.82	
3. Diseases of the Respiratory System—Bronchitis, Pneumonia, Asthma, Pleurisy, &c.	27	15	21	12	24	11	23	13	47	23	54	20	35	17	33	11	25	17	35	9	26	11	21	17	371	176	547	8.49	
4. Diseases of the Digestive Organs—Gastritis, Enteritis, Peritonitis, Hernia, &c.	31	17	21	16	34	15	23	18	16	12	15	21	21	16	14	17	22	19	15	11	21	15	32	14	265	184	449	6.97	
5. Diseases of the Urinary Organs—Nephritis, Ischuria, Diabetes, &c.	2	...	4	1	3	1	2	1	4	2	3	...	2	1	6	1	1	...	5	1	4	1	7	...	43	9	52	0.81	
6. Diseases of the Organs of Generation—Ovarian Dropsy, Uterus Disease, &c.	...	...	...	...	...	1	...	2	...	3	...	2	...	1	...	1	...	1	...	...	1	...	1	...	13	13	26	0.20	
7. Diseases of the Joints—Arthritis, Ostitis, Periostitis, &c.	2	...	...	...	2	1	...	1	...	...	...	...	...	...	...	...	1	...	1	...	...	...	...	1	10	3	13	0.20	
8. Diseases of Integumentary System—Phlegmon, Ulcer, Skin Disease, &c.	1	1	1	1	3	1	3	1	2	...	4	...	...	1	3	...	1	2	2	...	2	...	...	1	22	8	30	0.43	
Total	120	70	110	55	125	58	109	64	136	83	137	85	110	73	128	73	99	67	101	40	118	60	123	61	1,416	789	2,205		
<b>IV.—Developmental Diseases.</b>																													
1. Diseases of Children—Cyanosis, Teething, &c.	16	18	18	12	19	13	10	9	11	14	14	9	9	7	9	7	7	12	12	7	10	15	21	13	156	186	342	4.53	
2. Diseases of Adults—Purpura, Childbirth, &c.	...	3	...	2	...	2	...	1	...	4	...	6	...	2	...	6	...	2	...	7	...	5	...	4	...	44	44	88	0.68
3. Diseases of Old People—Old Age, &c.	9	7	6	5	7	5	8	6	12	4	14	6	19	8	14	7	6	7	10	2	14	4	12	5	131	66	197	3.06	
4. Diseases of Nutrition—Atrophy, Debility	28	21	22	15	23	13	11	22	17	11	25	12	14	15	23	17	15	12	15	13	14	8	23	27	230	186	416	6.46	
Total	53	49	46	34	49	33	29	38	40	33	53	33	42	32	46	37	28	33	37	29	38	32	56	49	517	432	949		
<b>V.—Violence.</b>																													
1. Accident or Negligence—Fractures, Contusions, Burns, Drowning, Suffocation, Wounds, &c.	48	11	42	6	33	4	44	10	33	14	48	12	33	11	39	16	34	12	28	8	44	13	55	25	486	142	628	9.75	
2. Wounds in Battle—Gunshot Wounds, Sword, Bayonet, or other Wounds	...	...	...	...	...	...	...	...	...	...	...	...	...	...	...	...	...	...	...	...	...	...	...	...	...	...	...	...	...
3. Homicide—Murder and Manslaughter	...	...	1	...	1	...	...	...	...	...	1	...	1	...	...	...	...	2	...	2	...	1	...	...	12	3	15	0.23	
4. Suicide—Poison, Drowning, Hanging, &c.	5	...	3	...	7	2	4	...	2	...	4	...	3	1	...	...	4	...	2	...	3	2	2	...	39	5	44	0.68	
5. Execution—Hanging	...	...	1	...	...	...	...	...	...	...	...	...	...	...	...	...	...	...	...	...	...	...	...	...	2	...	2	0.03	
Total	53	11	47	6	46	6	49	10	37	14	53	12	37	12	39	16	38	14	32	8	49	16	59	25	539	150	689		
Unspecified	10	3	8	3	12	8	9	5	6	6	9	2	9	4	2	5	9	4	7	2	5	4	9	2	95	48	143	2.22	
Totals from all Causes	356	253	330	186	364	209	308	221	351	227	354	238	290	207	303	207	271	203	258	151	316	211	372	259	3,873	2,572	6,445	100.00	

I.

TABLE shewing the DEATHS which have occurred from the causes stated, in each of the several WARDS of the CITY OF SYDNEY, from 1st January to 31st December, 1864, distinguishing those under five years of age.

CAUSES OF DEATH.	GIPPS.			BOURKE.			BRISBANE.			MACQUARIE.			COOK.			FITZROY.			PHILLIP.			DENISON.			Total Deaths from each Cause in City of Sydney.
	Under 5 years.	Over 5 years.	Total.	Under 5 years.	Over 5 years.	Total.	Under 5 years.	Over 5 years.	Total.	Under 5 years.	Over 5 years.	Total.	Under 5 years.	Over 5 years.	Total.	Under 5 years.	Over 5 years.	Total.	Under 5 years.	Over 5 years.	Total.	Under 5 years.	Over 5 years.	Total.	
<b>I.—ORDER 1.</b>																									
1. Small-pox .. .. .	..	..	..	..	..	..	..	..	..	..	..	..	..	..	..	..	..	..	..	..	..	..	..	..	..
2. Measles .. .. .	..	..	..	..	..	..	..	..	..	..	..	..	..	..	..	..	..	..	..	..	..	..	..	..	..
3. Scarletina .. .. .	15	6	21	6	9	15	13	11	24	12	5	17	18	15	33	20	14	34	8	5	13	12	7	19	176
4. Diphtheria .. .. .	3	4	7	2	2	4	2	..	2	2	..	2	2	1	3	1	2	3	6	..	6	1	..	1	28
4. Quinsy .. .. .	..	..	..	..	..	..	..	..	..	..	..	..	..	..	..	..	..	..	..	..	..	..	..	..	
5. Croup .. .. .	2	..	2	2	..	2	2	..	2	2	..	2	2	..	2	4	1	5	1	..	1	4	..	4	20
6. Whooping-cough .. .. .	1	..	1	..	..	..	2	..	2	..	..	..	2	..	2	2	..	2	5	1	6	..	..	..	13
7. Typhus (and Infantile Fever) .. .. .	2	4	6	2	10	12	1	..	1	..	1	1	2	4	6	2	6	8	2	2	4	3	4	7	45
8. Erysipelas .. .. .	..	..	..	..	..	..	..	..	..	..	..	..	..	..	..	..	..	..	..	..	..	..	..	..	
9. Metria .. .. .	..	2	2	..	1	1	..	1	1	..	1	1	..	1	1	..	2	2	..	..	..	..	..	..	8
10. Carbuncle .. .. .	..	..	..	..	1	1	..	2	2	..	..	..	..	..	..	..	..	..	..	..	..	..	..	..	3
11. Influenza .. .. .	..	1	1	..	..	..	..	..	..	..	..	..	..	..	..	1	2	3	..	..	..	..	..	..	4
12. Dysentery .. .. .	3	1	4	1	17	18	2	7	9	1	3	4	6	1	7	3	4	7	..	3	3	5	..	5	57
13. Diarrhoea .. .. .	23	1	24	3	10	13	19	1	20	4	1	5	17	2	19	20	..	20	7	2	9	14	..	14	124
14. Cholera .. .. .	1	1	2	1	..	1	..	..	..	1	..	1	..	..	..	..	..	..	1	1	2	..	..	..	5
15. Ague .. .. .	..	..	..	..	1	1	..	1	1	..	..	..	..	..	..	..	1	1	..	..	..	..	..	..	3
16. Remittent Fever .. .. .	..	..	..	..	..	..	..	..	..	..	..	..	1	..	1	..	..	..	..	..	..	..	..	..	1
17. Rheumatism .. .. .	..	1	1	..	4	4	..	1	1	..	..	..	..	1	1	..	1	1	..	..	..	..	2	2	10
	50	21	71	17	55	72	41	24	65	22	11	33	51	27	78	50	32	82	32	14	46	36	14	50	497
<b>ORDER 2.</b>																									
1. Syphilis .. .. .	..	..	..	..	..	..	1	..	1	..	..	..	1	..	1	..	..	..	1	1	2	..	..	..	4
2. Stricture of the Urethra .. .. .	..	..	..	..	..	..	..	..	..	..	..	..	..	..	..	..	..	..	..	..	..	..	..	..	..
3. Hydrophobia .. .. .	..	..	..	..	..	..	..	..	..	..	..	..	..	..	..	..	..	..	..	..	..	..	..	..	..
4. Glanders .. .. .	..	..	..	..	..	..	1	..	1	..	..	..	1	..	1	..	..	..	1	1	2	..	..	..	4
<b>ORDER 3.</b>																									
1. Privation .. .. .	..	..	..	..	1	1	..	..	..	..	..	..	..	..	..	..	1	1	..	1	1	..	1	1	4
2. Want of Breast Milk .. .. .	..	..	..	..	1	1	1	..	1	..	..	..	..	..	..	..	..	..	1	..	1	1	..	1	4
3. Purpura and Scurvy .. .. .	..	..	..	..	..	..	..	..	..	..	..	..	..	..	..	1	..	1	..	..	..	..	..	..	1
4. Alcoholism { a Delirium Tremens .. .. .	..	..	..	..	2	2	..	1	1	..	..	..	..	..	..	..	1	1	..	..	..	..	..	..	4
{ b Intemperance .. .. .	..	1	1	..	3	3	..	1	1	..	..	..	..	1	1	..	2	2	..	..	..	..	2	2	10
<b>ORDER 4.</b>																									
1. Thrush .. .. .	3	..	3	..	..	..	..	..	..	1	..	1	..	..	..	1	..	1	..	..	..	..	..	..	5
2. Worms, &c. .. .. .	1	..	1	..	..	..	..	..	..	..	..	..	..	..	..	..	..	..	1	..	1	1	..	1	3
	4	..	4	..	..	..	..	..	..	1	..	1	..	..	..	1	..	1	1	..	1	1	..	1	8
<b>TOTAL, CLASS I</b> .. .. .	54	22	76	18	61	79	43	26	69	23	11	34	52	28	80	52	36	88	35	16	51	38	17	55	532









J.  
TABLE shewing the DEATHS which have occurred from the causes stated in each of the several SUBURBAN DISTRICTS, from the 1st January to the 31st December, 1864, distinguishing those under five years of age.

DISEASES.	BALMAIN.			GLEBE.			NEWTOWN.			REDFERN AND BOTANY.			PADDINGTON.			CONCORD.			ST. GEORGE.			ST. LEONARD'S.			Total Deaths in the Suburbs from each Cause.	
	Under 5 years.	Above 5 years.	Total.	Under 5 years.	Above 5 years.	Total.	Under 5 years.	Above 5 years.	Total.	Under 5 years.	Above 5 years.	Total.	Under 5 years.	Above 5 years.	Total.	Under 5 years.	Above 5 years.	Total.	Under 5 years.	Above 5 years.	Total.	Under 5 years.	Above 5 years.	Total.		
<b>I.—ORDER 1.</b>																										
1. Small-pox .. .. .	..	..	..	..	..	..	..	..	..	..	..	..	..	..	..	..	..	..	..	..	..	..	..	..	..	1
Chicken-pox .. .. .	..	..	..	..	..	..	..	..	..	..	..	..	..	..	..	..	..	..	..	..	..	..	..	..	..	1
2. Measles .. .. .	..	..	..	..	..	..	..	..	..	..	..	..	..	..	..	..	..	..	..	..	..	..	..	..	..	1
3. Scarletina .. .. .	1	..	1	3	1	4	..	..	..	..	..	..	..	..	..	..	..	..	..	..	..	..	..	..	..	53
Diphtheria .. .. .	2	..	2	3	2	5	2	4	3	20	5	25	9	4	13	..	..	..	2	1	3	..	..	..	..	29
4. Quinsy .. .. .	..	..	..	..	..	..	..	..	..	1	1	2	1	..	1	..	..	1	..	..	..	..	..	..	..	5
5. Croup .. .. .	1	..	1	1	1	2	..	..	1	1	1	1	1	..	1	2	1	1	1	..	..	..	..	..	..	9
6. Whooping-cough ..	4	..	4	..	..	..	..	..	1	1	2	1	..	1	3	1	..	2	..	..	..	..	..	..	..	12
7. Typhus (and Infantile Fever)	..	1	1	1	1	2	1	3	4	1	6	7	4	5	9	..	..	..	1	2	3	..	..	..	..	28
8. Erysipelas .. .. .	..	..	..	..	..	..	..	..	..	1	..	1	..	..	..	..	..	..	1	2	3	..	..	..	..	1
9. Metria .. .. .	..	..	..	..	..	..	..	..	..	..	..	..	..	..	..	..	..	..	..	..	..	..	..	..	..	4
10. Carbuncle .. .. .	..	..	..	..	..	..	..	..	..	..	..	..	..	..	..	..	..	..	..	..	..	..	..	..	..	4
11. Influenza .. .. .	..	..	..	..	..	..	..	..	..	..	1	1	..	..	..	..	..	..	..	..	..	..	..	..	..	4
12. Dysentery .. .. .	..	2	2	3	1	4	..	3	3	5	1	6	3	1	4	4	1	5	1	..	1	1	1	1	..	27
13. Diarrhœa .. .. .	1	2	3	7	..	7	9	1	10	10	1	11	9	..	9	..	..	2	9	1	10	6	..	..	..	56
14. Cholera .. .. .	..	..	..	..	..	..	..	..	..	5	..	5	3	..	3	1	1	2	..	..	..	..	..	..	..	10
15. Ague .. .. .	..	..	..	..	..	..	..	..	..	..	..	..	..	..	..	..	..	..	..	..	..	..	..	..	..	..
16. Remittent Fever ..	..	..	..	..	..	..	..	..	..	..	..	..	..	..	..	..	..	..	..	..	..	..	..	..	..	..
17. Rheumatism .. .. .	..	..	..	..	..	..	..	..	..	..	2	2	..	2	..	..	..	..	..	..	..	..	..	..	..	4
	9	5	14	18	6	24	16	15	31	57	19	76	34	16	50	10	3	13	15	6	21	14	6	20	249	
<b>ORDER 2.</b>																										
1. Syphilis .. .. .	..	..	..	..	..	..	..	..	..	..	..	..	..	..	..	..	..	..	..	..	..	..	..	..	..	1
2. Stricture of the Urethra	..	..	..	..	..	..	..	..	..	..	..	..	..	..	..	..	..	..	..	1	1	..	..	..	..	..
3. Hydrophobia .. .. .	..	..	..	..	..	..	..	..	..	..	..	..	..	..	..	..	..	..	..	..	..	..	..	..	..	..
4. Glanders .. .. .	..	..	..	..	..	..	..	..	..	..	..	..	..	..	..	..	..	..	..	..	..	..	..	..	..	..
<b>ORDER 3.</b>																										
1. Privation .. .. .	..	..	..	..	1	1	..	1	1	..	..	..	..	..	..	..	..	..	..	..	..	..	..	..	..	2
2. Want of Breast Milk ..	..	..	..	1	..	1	..	..	..	..	..	..	..	..	..	1	..	..	..	..	..	..	..	..	..	2
3. Purpura and Scurvy ..	..	2	2	..	..	..	..	..	..	..	1	..	..	..	..	..	..	..	..	..	..	..	..	..	..	3
4. Alcoholism { a Delirium Tremens ..	..	..	..	..	1	1	..	1	1	..	..	..	..	..	..	..	..	..	..	..	..	..	..	..	..	..
{ b Intemperance .. .. .	..	..	..	..	..	..	..	..	..	..	..	..	..	..	..	..	..	..	..	..	..	..	..	..	..	2
	..	2	2	1	2	3	..	2	2	1	..	1	..	..	..	1	..	1	..	..	..	..	..	..	..	9
<b>ORDER 4.</b>																										
1. Thrush .. .. .	..	..	..	1	..	1	..	..	..	..	..	..	..	..	..	..	..	..	..	..	..	..	..	..	..	1
2. Worms, &c. .. .. .	1	..	1	..	..	..	..	..	..	1	1	2	1	..	1	..	..	..	..	..	..	..	..	..	..	4
	1	..	1	1	..	1	..	..	..	1	1	2	1	..	1	..	..	..	..	..	..	..	..	..	..	5
<b>TOTAL, CLASS I</b> .. .. .	10	7	17	20	8	28	16	17	33	59	20	79	35	16	51	11	3	14	15	7	22	14	6	20	264	



DISEASES.	BALMAIN.			GLEBE.			NEWTOWN.			REDFERN AND BOTANY.			PADDINGTON.			CONCORD.			ST. GEORGE.			ST. LEONARD'S.			Total Deaths in the Suburbs from each Cause.		
	Under 5 years.	Above 5 years.	Total.	Under 5 years.	Above 5 years.	Total.	Under 5 years.	Above 5 years.	Total.	Under 5 years.	Above 5 years.	Total.	Under 5 years.	Above 5 years.	Total.	Under 5 years.	Above 5 years.	Total.	Under 5 years.	Above 5 years.	Total.	Under 5 years.	Above 5 years.	Total.			
<b>ORDER 4—continued.</b>																											
10. Fistula..	..	..	..	..	..	..	..	..	..	..	..	..	..	..	..	..	..	..	..	..	..	..	..	..	..	4	
11. Stomach Disease, &c.	..	..	..	..	..	..	..	..	..	..	..	..	..	..	..	..	..	..	..	..	..	..	..	..	..	..	
12. Pancreas Disease, &c.	..	..	..	..	..	..	..	..	..	..	..	..	..	..	..	..	..	..	..	..	..	..	..	..	..	..	
13. Hepatitis	..	..	..	..	..	..	..	..	..	..	..	..	..	..	..	..	..	..	..	..	..	..	..	..	..	..	
14. Jaundice	..	..	..	..	..	..	..	..	..	..	..	..	..	..	..	..	..	..	..	..	..	..	..	..	..	..	
15. Liver Disease, &c.	..	..	..	..	..	..	..	..	..	1	2	3	1	..	1	..	2	2	1	3	4	..	1	1	..	11	
16. Spleen Disease, &c.	..	..	..	..	..	..	..	..	..	..	..	..	..	..	..	..	..	..	..	..	..	..	..	..	..	..	
<b>ORDER 5.</b>																											
1. Nephritis	..	1	1	3	..	3	..	..	..	16	2	18	2	4	6	1	3	4	3	9	12	..	3	3	..	47	
2. Ischuria	..	..	..	..	..	..	..	..	..	..	..	..	..	..	..	..	..	..	..	..	..	..	..	..	..	..	
3. Nephria	..	..	..	..	..	..	..	..	..	..	..	..	..	..	..	..	..	..	..	..	..	..	..	..	..	..	
4. Diabetes	..	..	..	..	..	..	..	..	..	..	..	..	..	..	..	..	..	..	..	..	..	..	..	..	..	..	
5. Stone	..	..	..	..	..	..	..	..	..	..	..	..	..	..	..	..	..	..	..	..	..	..	..	..	..	..	
6. Cystitis	..	..	..	..	..	..	..	..	..	..	..	..	..	..	..	..	..	..	..	..	..	..	..	..	..	..	
7. Kidney Disease, &c.	..	..	..	..	..	..	..	..	..	..	1	1	..	1	1	..	..	..	..	..	..	..	..	..	..	..	
<b>ORDER 6.</b>																											
1. Ovarian Dropsy	..	..	..	..	..	..	..	..	..	..	1	1	2	..	1	1	..	..	..	..	..	..	..	..	..	..	4
2. Uterus Disease, &c.	..	..	..	..	..	..	..	..	..	..	..	..	..	..	..	..	..	..	..	..	..	..	..	..	..	..	
<b>ORDER 7.</b>																											
1. Arthritis	..	..	..	..	..	..	..	..	..	..	..	..	..	..	..	..	..	..	..	..	..	..	..	..	..	..	1
2. Joint Disease, &c.	..	..	..	..	..	..	..	..	..	..	..	..	..	..	..	..	..	..	..	..	..	..	..	..	..	..	..
<b>ORDER 8.</b>																											
1. Phlegmon	..	..	..	..	..	..	..	..	..	..	..	..	..	..	..	..	..	..	..	..	..	..	..	..	..	..	..
2. Ulcer	..	..	..	..	..	..	..	..	..	..	1	..	1	..	..	..	1	1	..	..	..	..	..	..	..	..	2
3. Skin Disease, &c.	..	..	..	..	..	..	..	..	..	..	..	..	..	..	..	..	..	..	..	..	..	..	..	..	..	..	..
<b>TOTAL, CLASS III</b>																											
	10	7	17	17	16	33	12	10	22	44	27	71	15	28	43	5	14	19	11	25	36	6	4	10	251		
<b>IV.—ORDER 1.</b>																											
1. Premature Birth	..	..	..	1	..	1	..	..	..	..	..	..	4	..	4	..	..	..	..	..	..	..	..	..	..	..	5
2. Cyanosis	..	..	..	..	..	..	..	..	..	..	..	..	..	..	..	..	..	..	..	..	..	..	..	..	..	..	..
3. Spina Bifida	..	..	..	..	..	..	..	..	..	..	..	..	..	..	..	..	..	..	..	..	..	..	..	..	..	..	..
4. Other Malformations	1	..	1	1	..	1	..	..	..	..	..	..	1	..	1	1	..	1	..	..	..	..	..	..	..	..	4
5. Teething	..	..	..	3	..	3	4	..	4	10	..	10	5	..	5	4	..	4	3	..	3	..	..	..	..	..	29
	1	..	1	5	..	5	4	..	4	10	..	10	10	..	10	6	..	5	3	..	3	..	..	..	..	..	38

312



## K.

BIRTHS and DEATHS occurring at SEA, registered in the Colony of New South Wales, from 1st January to 31st December, 1864.

WHERE REGISTERED.	BIRTHS.			DEATHS.		
	Males.	Females.	Total.	Males.	Females.	Total.
Sydney .....	10	7	17	31	3	34
TOTAL.....	10	7	17	31	3	34

## L.

RETURN of the REGISTRATION DISTRICTS, with the Names of the Persons holding the office of District Registrar, and Dates of Appointment.

DISTRICT.	NAME OF REGISTRAR.	DATE OF APPOINTMENT.	
1. Sydney .. .. .	The Registrar General .. .. .	10 Nov., 1864.	
2. Balmain .. .. .	William Parker, Chemist .. .. .	1 July, 1861.	
3. Newtown .. .. .	C. A. Newman, Schoolmaster .. .. .	9 April, 1857.	
4. Glebe .. .. .	James Buckland, Schoolmaster .. .. .	12 July, 1860.	
5. Redfern and Botany .. .. .	George Warburton .. .. .	1 July, 1863.	
6. Paddington and Alexandria .. .. .	Henry Gale .. .. .	1 July, 1863.	
7. Concord .. .. .	John Watts, Schoolmaster .. .. .	3 Sept., 1860.	
8. St. George .. .. .	Henry Briggs .. .. .	26 March, 1856.	
9. St. Leonard's .. .. .	R. D. Ward, Surgeon .. .. .	28 Feb., 1856.	
COUNTRY DISTRICTS.			
10. Albury .. .. .	Edward Brown, C.P.S. .. .. .	15 July, 1862.	
11. Armidale .. .. .	W. H. Mutlow, Chemist .. .. .	11 Sept., 1860.	
12. Balranald	Hay .. .. .	James Forsyth, C.P.S. .. .. .	3 Oct., 1862.
	Balranald .. .. .	Alfred B. Burne, C.P.S. .. .. .	23 July, 1863.
	Bourko .. .. .	John Garrett, P.M. .. .. .	10 July, 1862.
	Wentworth .. .. .	John Davie .. .. .	12 Dec., 1861.
13. Bathurst .. .. .	James Beuzeville .. .. .	28 Feb., 1856.	
14. Berrina .. .. .	G. H. Rowley, C.P.S. .. .. .	10 Sept., 1860.	
15. Binalong	Jeremiah Hough .. .. .	14 Feb., 1859.	
	Young .. .. .	Arthur Hannibal Macarthur, Postmaster .. .. .	10 Oct., 1864.
16. Bombala .. .. .	Charles H. Baddeley .. .. .	1 July, 1863.	
17. Braidwood .. .. .	Henry Matthews .. .. .	9 Jan., 1862.	
18. Brisbane Water .. .. .	Thomas Cade Battley, C.P.S. .. .. .	9 July, 1856.	
19. Broulee .. .. .	W. Stewart Caswell, P.M. .. .. .	28 Feb., 1856.	
20. Camden .. .. .	John Benson Martin, C.P.S. .. .. .	14 Aug., 1856.	
21. Campbelltown .. .. .	George R. Evans, Schoolmaster .. .. .	1 Oct., 1859.	
22. Carcoar .. .. .	Edward James C. North, C.P.S. .. .. .	1 May, 1865.	
23. Cassilis .. .. .	John Morris, C.P.S. .. .. .	26 March, 1856.	
24. Clarence Town .. .. .	David Farquhar .. .. .	30 March, 1857.	
25. Cooma .. .. .	John James Ryall .. .. .	29 April, 1857.	
26. Deniliquin .. .. .	John Archer Broughton .. .. .	23 Jan., 1865.	
27. Dubbo	Luke M'Guinn, C.P.S. .. .. .	1 Aug., 1863.	
	Coonabarabran .. .. .	Frederick W. Edwards, C.P.S. .. .. .	25 Nov., 1863.
28. Dungog .. .. .	Henry Gordon, C.P.S. .. .. .	1 Nov., 1859.	
29. Eden .. .. .	Christopher Dunkin Hays, C.P.S. .. .. .	3 Aug., 1865.	
30. Goulburn .. .. .	Charles S. Alexander, C.P.S. .. .. .	31 March, 1862.	
31. Grafton .. .. .	Thomas Bawden .. .. .	4 Jan., 1864.	
32. Gundagai .. .. .	Archibald Scott Smith, Postmaster .. .. .	20 July, 1865.	
33. Hartley .. .. .	James W. Waugh .. .. .	31 March, 1864.	
34. Kiama .. .. .	Henry Connell, C.P.S. .. .. .	5 June, 1863.	
35. Liverpool .. .. .	Jeremiah L. Jones .. .. .	30 March, 1857.	
36. Manning River .. .. .	Jasper Creagh .. .. .	15 May, 1856.	
37. M'Donald River .. .. .	John Pescud, Postmaster .. .. .	21 Feb., 1859.	
38. M'Leay River .. .. .	W. H. Thornton .. .. .	29 June, 1857.	
39. Maitland .. .. .	Daniel Carter .. .. .	14 Aug., 1856.	
40. Moama .. .. .	George Maunsell .. .. .	26 Feb., 1861.	
41. Molong	Andrew Ross, M.D. .. .. .	29 June, 1857.	
	Forbes .. .. .	W. F. Parker, C.P.S. .. .. .	26 May, 1862.
42. Morpeth .. .. .	John Keating .. .. .	1 July, 1858.	
43. Moulamein .. .. .	Thomas Linton .. .. .	13 July, 1860.	

## L—continued.

DISTRICT.	NAME OF REGISTRAR.	DATE OF APPOINTMENT.
<i>COUNTRY DISTRICTS—continued.</i>		
44. Mudgee .. .. .	Stafford, Henry Barnes .. .. .	24 Dec., 1860.
45. Murrurundi .. .. .	Henry Wheeler .. .. .	1 April, 1858.
46. Muswellbrook and Merton .. .. .	John O'Meara, C.P.S. .. .. .	3 Oct., 1861.
47. Newcastle .. .. .	John Burrowes .. .. .	28 Feb., 1856.
48. Orange .. .. .	W. T. Evans, C.P.S. .. .. .	20 Feb., 1856.
49. Parramatta .. .. .	Percy Simpson .. .. .	28 Feb., 1856.
50. Paterson .. .. .	B. Newbury .. .. .	22 March, 1858.
51. Patrick's Plains .. .. .	Christian Poppenhagen .. .. .	31 March, 1860.
52. Penrith .. .. .	George T. Clarke .. .. .	20 Feb., 1856.
53. Picton .. .. .	William R. Antill .. .. .	30 March, 1857.
54. Port Macquarie .. .. .	Frederick Becke, C.P.S. .. .. .	20 Feb., 1856.
55. Port Stephens .. .. .	Henry Skillman .. .. .	26 March, 1856.
56. Queanbeyan .. .. .	Charles E. Newcombe, P.M. .. .. .	1 Oct., 1857.
57. Raymond Terrace .. .. .	William Gloag .. .. .	28 Feb., 1856.
58. Richmond .. .. .	John Ducker .. .. .	5 Feb., 1862.
59. Richmond River .. .. .	Charles Moore, C.P.S. .. .. .	12 July, 1856.
60. Ryde .. .. .	George Miller Pope .. .. .	30 March, 1857.
61. Rylstone .. .. .	W. W. Armstrong, C.P.S. .. .. .	5 March, 1857.
62. Scone .. .. .	James T. Wilshire, C.P.S. .. .. .	29 Dec., 1862.
63. Shoalhaven .. .. .	James Aldcorn .. .. .	28 Feb., 1856.
64. Sofala .. .. .	Thomas Corbett .. .. .	27 June, 1856.
65. Tambaroora .. .. .	Thomas Paten .. .. .	6 Jan., 1858.
66. Tamworth .. .. .	John M'Donald, C.P.S. .. .. .	9 May, 1859.
67. Tenterfield .. .. .	Richard W. Gill .. .. .	27 June, 1861.
68. Tumut .. .. .	Henry Hilton .. .. .	20 Feb., 1856.
69. Ulladulla .. .. .	John Done .. .. .	31 Dec., 1857.
70. Wagga Wagga .. .. .	Allen B. Morgan .. .. .	16 Dec., 1857.
71. Warialda .. .. .	G. T. T. Butler .. .. .	29 Aug., 1864.
72. Wee Waa .. .. .	C. E. Smith, P.M. .. .. .	16 May, 1859.
73. Wellingrove .. .. .	George Cobby .. .. .	5 May, 1862.
74. Wellington .. .. .	Frederick Marsh, C.P.S. .. .. .	28 April, 1862.
75. Windsor .. .. .	George Walker .. .. .	19 March, 1860.
76. Wollombi .. .. .	Thomas S. Townshend .. .. .	31 March, 1862.
77. Wollongong .. .. .	G. P. Lambert, M.D. .. .. .	20 Feb., 1856.
78. Yass .. .. .	John Stiles, C.P.S. .. .. .	20 Feb., 1856.





# STATISTICAL REGISTER

OF

## New South Wales,

FOR THE YEAR

# 1864.

COMPILED FROM OFFICIAL RETURNS IN THE REGISTRAR GENERAL'S OFFICE.

Presented to both Houses of Parliament, by Command.



SYDNEY:

BY AUTHORITY: THOMAS RICHARDS, GOVERNMENT PRINTER, PHILLIP-STREET.

1865.



STATISTICAL REGISTER, 1864.

REGISTRAR GENERAL'S REPORT

TO THE

HONORABLE THE COLONIAL SECRETARY.

*Registrar General's Office,  
Sydney, 1st September, 1865.*

SIR,

In presenting to you the annual Statistical Register, for the year 1864, I avail myself of the opportunity of offering a few cursory remarks in elucidation of the returns, and of the progress of which they bear evidence.

PART I.

POPULATION, IMMIGRATION, VITAL STATISTICS, &c.

2. The Population Table shews a net increase of 13,655 persons, or 3·60 per cent. on the numbers of the previous year, viz:—

	Males.	Females.	Total.
On 31st December, 1863 ..	209,636	169,298	378,934
Increase .. ..	6,721	6,934	13,655
On 31st December, 1864 ..	216,357	176,232	392,589

The natural increase of the population by the excess of Births over Deaths was 10,436, or at the rate of 2·75 per cent., and by the excess of Arrivals over Departures, 3,219, or 0·84 per cent.

BIRTHS, MARRIAGES, AND DEATHS.

3. As these are the subject of a special report, but little notice need here be taken.

The following table shews the number of Marriages, Births, and Deaths, registered in the Colony, during the years 1863 and 1864.

YEAR.	Marriages.	Births.	Deaths.
1863 .. ..	3,314	15,679	6,653
1864 .. ..	3,480	16,881	6,445
Increase .. ..	166	1,202	.....
Decrease .. ..	.....	.....	208

The increase in Marriages in 1864, was 166. The largest number recorded in one year, was that of 1864, 3,480. To every 112 of the population, a Marriage was celebrated.

BIRTHS.  
Page 3.

The increase in Births, in 1864 over 1863, was 1,202. The Births were in the ratio of 100 males to each 92 females.

DEATHS.  
Page 3.

It is satisfactory to know that the Deaths decreased in 1864, compared with 1863, by 208 in number. To every 100 males dying there were 66 females. The climate was particularly favourable, and no virulent epidemic prevailed among the community. Scarlatina was the disease most fatal, and that principally amongst the Infantile population.

#### IMMIGRATION.

Page 4.

4. The figures in the Immigration Table indicate the arrivals from the United Kingdom only. Previous to the year 1863, the Immigration Agent has been in the habit of furnishing, by means of information obtained from the Custom House, Intercolonial as well as Foreign arrivals; but as that officer has only to do with arrivals from the United Kingdom, he has confined the table to the Immigration coming within his own cognizance.

This explanation will account for the apparent falling off in the numbers who arrived in the Colony in 1863 and 1864, compared with previous years.

IMMIGRATION.  
Pages 4 and 5.

The Total Arrivals in 1864 were as follows:—

	Males.	Females.	Total.
From the United Kingdom..	1,990	1,987	3,977
Intercolonial and Foreign..	13,394	3,296	16,690
<b>Totals ... ..</b>	<b>15,384</b>	<b>5,283</b>	<b>20,667</b>
Deduct Departures ..	13,582	3,866	17,448
<b>Net increase by Immigra- tion over Emigra- tion ..</b>	<b>1,802</b>	<b>1,417</b>	<b>3,219</b>

EMIGRATION.  
Page 2.

RELIGION.  
Page 4.

The Religions of the Immigrants at the public expense were—

Protestants.	Roman Catholics.	Other Religion.
1,616	2,354	7

NATIVE COUNTRIES.  
Page 4.

and their Native Countries were—

England and Wales.	Scotland.	Ireland.	Other Countries.
732	275	2,951	19

#### CHARITABLE INSTITUTIONS.

Page 6.

5. The following table shews the number of Inmates in the various Establishments during the year 1864, as well as the Receipts and Disbursements for the same period.

INSTITUTIONS.	In the Establish- ment during the year.	Paupers receiving out- door relief.	Total.	Receipts.		Disbursements.	
				£	s. d.	£	s. d.
Hospitals .....	3,642	3,357	6,999	25,077	11 2	24,666	19 6
Benevolent Asylums.....	2,433	1,717	4,150	13,665	10 10	15,154	4 11
Orphan Schools, &c. ....	1,159	.....	1,159	7,113	8 1	7,103	12 6
Invalid and Lunatic .....	1,186	.....	1,186	19,764	13 9	19,764	13 9
Miscellaneous .....	464	.....	464	2,535	0 0½	2,987	19 8½
<b>TOTALS .....</b>	<b>8,884</b>	<b>5,074</b>	<b>13,958</b>	<b>68,156</b>	<b>3 10½</b>	<b>69,677</b>	<b>10 4½</b>

It appears that the total number receiving relief during the year 1864 amounted to 13,958 persons, and the receipts in aid of these amounted to £68,156 3s. 10½d., or at the rate of £4 17s. 7¾d. per head; and the disbursements to £69,677 10s. 4½d., or at the rate of £4 19s. 10d. per head.

The return is incomplete for the want of a few returns from some of the Institutions;\* and I very much regret that, although repeated applications were made for them, I have been unable to succeed in my requirements.

RATES OF WAGES.

6. The average rates of Wages ruling since the year 1855 will be seen by the following table.

	TOWN.				COUNTRY.			
	Wages per diem, without Board and Lodging.				Wages per annum, with Board and Lodging.			
	1855.	1858.	1861.	1864.	1855.	1858.	1861.	1864.
<b>MALES—</b>	s. d.	s. d.	s. d.	s. s.	£	£	£	£
Carpenters .....	15 0	10 0	10 0	8 to 9	....	85	....	50 to 80
Smiths .....	15 0	10 6	10 0	9 to 10	....	83	....	50 to 80
Wheelrights .....	15 0	10 0	10 6	9 to 10	....	77	....	50 to 80
Bricklayers .....	17 0	10 6	11 0	9 to 10	....	87	....	80 to 100
Masons .....	17 0	10 6	11 6	10	....	90	....	80 to 100
Farm Labourers .....	....	5 6	....	....	30 to 40	40	30 to 40	28 to 30
Shepherds .....	....	4 0	....	....	30 to 35	30	30 to 35	30 to 35

The daily wages reduced from 15s. in 1855, to 10s. 6d. in 1858, and 10s. in 1864. In the country, in 1858, the wages ranged from £30 to £85 per annum, and in 1864 from £30 to £100. In the years 1855 to 1857, tradesmen and others were unwilling to enter into any engagements of a permanent character, owing to the great excitement caused by our Gold Fields.

	WAGES PER ANNUM WITH BOARD AND LODGING.			
	1855.	1858.	1861.	1864.
<b>FEMALES—</b>				
Cooks .. .. .	25 to 30	26	25 to 30	26 to 30
Housemaids .. .. .	18 to 25	23	20 to 25	20 to 26
Laundresses .. .. .	25 to 30	26	25 to 30	26 to 30
Nursemaids .. .. .	15 to 20	19	15 to 20	15 to 26
General House Servants .. .. .	20 to 26	25	20 to 25	20 to 30
Farm House Servants, and Dairy Women, &c. .. .. .	20 to 24	25	20 to 25	18 to 26

The wages of these domestics have altered but a trifle for the better, and would indicate that the supply has been equal to the demand. The year 1858 seems to have commanded the lowest rate of wages.

PROVISIONS

\* Hospital, Yass; Benevolent Asylum, Cooma; Asylum for Destitute Children, and the Sydney House of Refuge.

## PROVISIONS AND CLOTHING.

Page 11.

7. The charges upon articles of consumption in the return under this heading may be of interest, I therefore append a table of some of the principal items, shewing the rates ruling between 1855 and 1864:—

	YEAR.			
	1855.	1858.	1861.	1864.
	s. d.	s. d.	s. d.	s. d.
Wheat, per bushel .. .. .	16 5	10 3	6 6	12 0
Bread (1st quality), per pound .. .. .	0 6	0 4½	0 4	0 3
Flour do. do. .. .. .	0 7	0 4½	0 3	0 3
Rice do. do. .. .. .	0 6	0 6	0 4	0 3
Oatmeal do. do. .. .. .	0 9	0 7	0 6	0 4
Tea do. do. .. .. .	2 5	2 6	2 4	2 0
Sugar do. do. .. .. .	0 7	0 7	0 5½	0 4½
Coffee do. do. .. .. .	1 8	1 8	1 6	1 4
Meat, fresh do. do. .. .. .	0 6	0 4	0 3	0 4
Butter, do. do. do. .. .. .	2 4	2 0	1 8	1 6
Cheese, English do. do. .. .. .	1 10	1 8	1 7	1 6
Potatoes, per cwt. .. .. .	21 4	15 6	7 3	5 0

## PART II.

## RELIGION, EDUCATION, AND CRIME.

MINISTERS.  
Page 14.

8. The number of Registered Ministers is stated to be 411, being an increase of 72 on the numbers of the previous year.

PLACES OF WORSHIP,  
&c.  
Page 14.

The number of Places of Worship of the different Denominations, and accommodation, with the average attendance, will be found as follows:—

Denomination.	Number of Places of Worship.	Accommodation.	Average Attendance.
Church of England .. .. .	490	44,555	34,754
Roman Catholic .. .. .	181	27,751	23,057
Presbyterian .. .. .	176	17,574	10,414
Wesleyan Methodist .. .. .	331	29,000	26,260
Independent Wesleyan Methodist .. .. .	3	500	390
Primitive Methodist .. .. .	38	4,062	1,780
Congregational .. .. .	47	8,086	6,201
Baptist .. .. .	8	1,734	920
Unitarian .. .. .	1	230	85
*Mariners .. .. .	..	..	..
Jewish .. .. .	2	700	325
Christian Israelites .. .. .	13	732	272
Totals .. .. .	1,290	134,924	104,458

\* No return could be obtained from the Minister officiating at the Mariners' Church.

The

The proportionate attendance of the various denominations was as follows:—

Church of England .....	33·30	per cent.	Per centages.
Roman Catholic .....	22·07	”	
Presbyterian .....	9·97	”	
Wesleyan Methodist .....	25·13	”	
Independent Wesleyan Methodist ...	0·37	”	
Primitive Methodist .....	1·70	”	
Congregational .....	5·93	”	
Baptist .....	0·88	”	
Unitarian .....	0·08	”	
Mariners .....	—		
Jewish .....	0·31	”	
Christian Israelites .....	0·26	”	

The Church of England had the largest attendance, being 33·30 per cent., or nearly one-third. The Wesleyans came next, with 25·13 per cent., or a little better than a fourth; and then the Roman Catholic Church, with 22·07 per cent., being a little more than one-fifth of the church-going community.

SUNDAY SCHOOLS.

9. The number of Sunday Schools in 1864 is 539, against 478 the year previous, being an increase of 61. Page 15.

Whilst the schools have increased, the teachers have diminished from 3,482 in 1863, to 3,431 in 1864; the apparent decrease amounting to 51. Increase and decrease.

The number of children frequenting these schools was—

	Males.	Females.	Total.
In 1863* .....	*	*	27,313
In 1864 .....	14,529	15,573	30,102
Increase .....			2,789,

or 10 per cent.

49 per cent were males, and 51 per cent. females.

The children of the different denominations were—

Church of England .....	9,510	or 31·59	per cent.
Roman Catholic .....	4,580	” 15·21	”
Presbyterian .....	2,593	” 8·61	”
Wesleyan .....	8,964	” 29·78	”
Congregational .....	2,954	” 9·81	”
Other .....	1,501	” 4·99	”

On an average, each Teacher in 1864 had the religious instruction of nine children, and in the year previous, eight children.

Great difficulty was experienced in obtaining returns from some of the denominations, and in some cases when the returns came to hand they were of little use.

DAILY

\* The incompleteness of some of the returns does not admit of the sexes being given.



## DAILY SCHOOLS.

Page 17.

10. The Summary Table of Daily Schools has been made more complete than hitherto. Formerly, the number of schools was only given, but this year I have succeeded in obtaining the schools of both sexes, distinguishing the boys from the girls, and those where the pupils were miscellaneous.

The following table will shew at a glance the improvement in our scholastic institutions in 1864, compared with 1863.

	Number of Schools.				Number of Scholars.			
	1863.	1864.	Increase.	Decrease.	1863.	1864.	Increase.	Decrease.
Orphan Schools .....	2	2	....	....	436	460	24	....
Destitute Children's Asylum .....	1	1	....	....	365	....	....	....
Denominational Schools ..	333	336	3	....	20,575	21,841	1,266	....
National Schools .....	214	228	14	....	15,725	16,255	530	....
University of Sydney ....	1	1	....	....	32	33	1	....
St. Paul's College.....	1	1	....	....	9	8	....	1
St. John's College.....	1	1	....	....	2	8	6	....
Sydney Grammar School	1	1	....	....	111	138	27	....
Private Schools.....	422	452	30	....	9,555	9,684	129	....
TOTALS .....	976	1,023	47	....	46,310	48,427	1,983	1

A marked increase is to be observed in all the Institutions, with the exception of St. Paul's College, which exhibits a decrease of one.

I am unable to make any comparison with the Asylum for Destitute Children, not having received any return of the working of that institution.

Under the Denominational System, each school averaged 65 scholars.

Under the National System, each school averaged 71 scholars.

The amount contributed by the State towards the support of Denominational Schools was £49,093 0s. 1d., or at the rate of £2 4s. 11d. per head; and from Voluntary Contributions, £16,663 6s. 2d., or at the rate of 15s. 3d. per head.

The State contributed towards the support of National Schools £35,901 0s. 11d., or at the rate of £2 4s. 2d. per head; and from Voluntary Contributions, £12,331 2s. 5d., or 15s. 2d. per head was received.

The total sum paid in the year 1864, for the support of Educational Establishments, was £105,220 3s. 11d., or at the rate of 5s. 4 $\frac{1}{4}$ d. per head of the population.

Increase in schools  
and scholars in ten  
years.

In the year 1854 there were 413 schools, and 25,953 scholars. The increase during the last ten years has been 609 schools, or over 151. per cent.; and 22,474 scholars, or over 86 per cent.

CRIME.

## STATISTICAL REGISTER, 1864—REPORT.

7.

## CRIME.

11. Compared with 1863, the returns shew a decrease in the number of Commitments for Trial to the higher Courts of Justice of 2, whilst the Courts of Quarter Sessions exhibit an increase of 90—making a total increase of 88, as shewn in the following table:—

YEAR.	Supreme Court.			Courts of Quarter Sessions.			GENERAL TOTAL.
	Felonies.	Mis-demeanours.	Total.	Felonies.	Mis-demeanours.	Total.	
1864.....	199	43	242	558	175	733	975
1863.....	196	48	244	475	168	643	887
Increase.....	3	.....	.....	83	7	90	88
Decrease.....	.....	5	2	.....	.....	.....	.....

Commitments for Trial.  
Page 34.  
Convictions.  
Page 35.

The Convictions in the Supreme Court shew an increase over the previous year of 32, and the Courts of Quarter Sessions an increase of 61, viz.:—

YEAR.	Supreme Court.			Courts of Quarter Sessions.			GENERAL TOTAL.
	Felonies.	Mis-demeanours.	Total.	Felonies.	Mis-demeanours.	Total.	
1864.....	134	31	165	319	106	425	590
1863.....	114	19	133	280	84	364	497
Increase.....	20	12	32	39	22	61	93

The following table gives the proportion of Commitments, as well as the Convictions, to the population, and also the per centage of Convictions to Commitments since 1861:—

YEAR.	Population.	Commitments.	Convictions.	Proportion to Population.		Per centage of Convictions to Commitments.
				Commitments.	Convictions.	
1861.....	353,332	820	437	1 in 430	1 in 808	53.29.
1862.....	365,741	879	514	1 in 416	1 in 711	58.47
1863.....	371,160	887	497	1 in 418	1 in 746	56.03
Mean of three years	.....	862	483	1 in 421	1 in 755	55.93
1864.....	385,893	975	590	1 in 395	1 in 654	60.51
Increase on Average	.....	113	107	1 in 30	1 in 101	4.58
Mean of four years	.....	890	509	1 in 415	1 in 730	57.07

From this table we perceive—

## COMMITMENTS.

Firstly—The Commitments rose from 820, or a proportion of 1 in every 430 of the population, in 1861, to 879, or 1 in 416 of the population, in 1862. That the Commitments in 1863, although larger in number than either of the two previous years, bore a better ratio to the population than in 1862, but not so good as 1861. That 1864 bore a worse ratio than either of the three preceding years, the Commitments being 975, or 1 in every 395 of the population. That the average of the four years was 890, or 1 in every 415 of the population.

CONVICTIONS.

## CONVICTIONS.

Secondly—The Convictions increased from 437, or 1 in every 808 of the population, in 1861, to 514, or 1 in every 711 of the population, in 1862. That in 1863, the Convictions were 497, or 1 in 746 of the population; being much better than 1862, but not so good as 1861. That the year 1864 was far worse than either of the preceding years; the number being 590, or 1 in every 654 of the population. That the year 1864 was far above the average. That the four years' average was 509, or 1 in 730 of the population.

Thirdly—We find that, of the Committals, 53 per cent., in 1861, 58 per cent. in 1862, 56 per cent. in 1863, and 60 per cent. in 1864, were brought home to Conviction.

The average of the four years was 57 per cent.

Taking the mean of the three years 1859 to 1861, and 1862 to 1864, the following results are elicited:—

	Proportion to Population.	
	Commitments.	Convictions.
1859 to 1861....	1 in 451	1 in 813
1862 to 1864....	1 in 413	1 in 703
Difference....	38, or 9·20 per cent.	110, or 15 per cent.

## SUMMARY JURISDICTION.

The numbers taken into custody by the Police were 12,826 males and 4,032 females, disposed of in the several Courts of Petty Sessions in the following way:—

Offences.	*Taken into Custody.		Convicted.		Committed for Trial.		Discharged.	
	M.	F.	M.	F.	M.	F.	M.	F.
Against the Person .....	5,520	2,273	3,347	1,586	281	37	1,892	650
Property .....	†3,319	702	1,237	354	732	82	1,349	266
Seamen's .....	537	....	283	....	2	....	252	....
Prisoners of the Crown..}								
Drunkards' .....	3,450	1,057	1,071	179	....	1	2,379	877
Total .....	12,826	4,032	5,938	2,119	1,015	120	5,872	1,798

\* The return refers to cases—not to individuals.

† One escaped from custody.

In the Metropolitan District the numbers brought before the two Courts were 2,937 Males and 1,861 Females, for Offences against the Person; 1,248 Males and 514 Females, for Offences against Property; and 921 Males, and 576 Females, for Drunkenness; together, 8,057, or nearly 48 per cent. of the total apprehensions in the Colony.

The Males numbered 5,106; of which, 1,420, or nearly 28 per cent., can read and write; 2,852, or nearly 55 per cent., can read only; and 834, or 16 per cent., can neither read nor write. Of the 2,951 Females, 263, or 8 per cent., can read and write; 1,564, or 53 per cent., can read only; and 1,124, or 38 per cent., can neither read nor write.

The

STATISTICAL REGISTER, 1864—REPORT.

The Apprehensions in the whole Colony during the last six years, and the proportion they bore to the population, will be found as follows:—

Year.	Population at the middle of the Year.	Apprehensions.	Ratio to Population.	
			Per 1,000.	Or
1859	330,860	18,018	54.458	1 in 18
1860	330,840	19,193	58.013	1 in 17
1861	353,332	16,737	47.368	1 in 21
1862	365,741	15,410	42.133	1 in 23
1863	371,160	15,855	42.717	1 in 23
1864	385,893	16,858	43.685	1 in 22
Mean of Six Years .. .. .			46.930	1 in 21

The years 1862 and 1863 were the most favourable, the apprehensions being 1 to every 23 of the population; the year 1860, the most unfavourable, being 1 to 17. The mean of six years was 1 to every 21 of the population.

PART III.

TRADE AND COMMERCE.

12. The Customs Returns, numbered 40 to 95 inclusive, manifest a large increase in trade, and tend to shew in a great way the wealth and industry of the people.

Page 44.

The total value of Imports, as declared at the Custom House, shews an increase over the previous year of more than a million and a half sterling, and the Exports an increase of more than a million sterling, as shewn in the following table:—

IMPORTS AND EXPORTS. Page 44.

	Imports.	Exports.	Excess of	
			Imports.	Exports.
	£	£	£	£
United Kingdom .....	3,856,161	2,559,380	1,296,781	.....
British Colonies .....	4,906,304	5,379,062	.....	472,758
Foreign States .....	1,073,577	178,775	894,802	.....
1864 .....	9,836,042	8,117,217	1,718,825	.....
1863 .....	8,319,576	6,936,839	1,382,737	.....
Increase .....	1,516,466	1,180,378	336,088	.....

Taking the Decennial Tables of Imports and Exports, and dividing them into quinquennial periods, we find that the average value of Imports, from 1855 to 1859, was £5,903,063; from 1860 to 1864, £8,280,220, or an increase of £2,377,157. The Exports, from 1855 to 1859, averaged £3,856,257, against £6,564,695 in 1860 to 1864, shewing an increase of £2,708,438.

The Imports were at the rate of £25 9s. 9½d. per head of the population at the middle of the year,\* and the Exports at the rate of £21 0s. 8½d. per head.

Imports. Page 45.

The

\* 385,893.

## STATISTICAL REGISTER, 1864—REPORT.

The articles of Import exhibiting the greatest increase, compared with 1863, were—

	1863.	1864.	Increase.
	£	£	£
Coffee .....	18,924	50,140	31,216
Flour and Bread .....	192,923	522,553	329,630
Gold and Coin .....	499,324	1,757,373	1,258,054
Grain .....	278,448	457,354	178,906
Tobacco .....	113,933	231,692	117,759
Wool .....	647,426	835,949	188,523
Leather .....	261,597	365,121	103,524

Those shewing a decrease were Beer, Hardware, Linen, and Drapery, and Spirits.

DUTIABLE GOODS,  
Page 69.

The amount collected at the Custom House upon Dutiable and Warehoused Goods, imported during the year and previous years, was—

In 1864 ..... £538,445 13s. 6d., against  
616,008 12s. 1d. the year before.

Shewing a decrease of . . . £77,562 18s. 7d.

The extensive trade carried on between the Colonies is somewhat remarkable.

The value of goods imported from Victoria was close upon two millions, and the Exports thereto nearly a million of pounds sterling.

Queensland ranks next. The Imports from this Colony amounted in value to over a million sterling; whilst the Exports thereto was nearly a million and a quarter. The Imports consist, principally, of Wool sent here for shipment to the Mother Country.

Then comes New Zealand. The value of Imports from this Colony was £715,278, and the Exports thereto over a million of pounds sterling.

## COLONIAL PRODUCE.

Of the total value of Exports seaward (£8,117,217), £5,746,678 was the produce of our own industry.

The following are some of the principal items of Export, and shew a large increase on the previous year :—

	1863.	1864.	Increase.	Decrease.
	£	£	£	£
Butter and Cheese .....	22,550	43,261	20,711	.....
Carts, Drays, and Waggon	21,576	24,499	2,923	.....
Coals .....	220,181	212,488	.....	7,693
Gold .....	2,361,949	2,952,471	590,522	.....
Flour and Bread .....	39,616	69,300	29,684	.....
Fruit .....	39,073	38,946	.....	127
Grain .....	136,934	118,885	.....	18,049
Hay .....	6,682	10,709	4,027	.....
Leather .....	33,375	35,041	1,166	.....
Live Stock .....	109,821	166,552	56,731	.....
Machinery .....	1,528	8,617	7,089	.....
Provisions .....	25,754	28,270	2,516	.....
Skins .....	94,072	105,747	11,675	.....
Soap .....	8,717	11,522	2,805	.....
Tallow .....	31,221	100,654	69,433	.....
Wool .....	1,262,274	1,628,493	366,219	.....
Timber .....	42,190	37,772	.....	4,418

During the last five years, the value of *New South Wales* products amounted to nearly twenty-three millions of pounds sterling.

WOOL.

## WOOL.

With regard to our great staple commodity, Wool, we find, upon reference to the Border Customs Returns, which are compiled from the 17th September to the 31st December inclusive only (the time of the establishment of Border Customs Stations by the Government along the River Murray), that the quantity that crossed the Murray *en route* to Victoria was:—

	lbs.
<i>Via</i> Albury .....	306,662
„ Corowa .....	725,725
„ Moama* .....	3,956,050
„ Swan Hill Crossing .....	1,122,240
„ Euston† .....	48,650
<hr/>	
Making a total of .....	6,159,327
To which should be added an Export to South Australia of .....	1,254,060
<hr/>	
Making an Export Overland of...	7,413,387
Then add Export Seaward .....	18,414,530
<hr/>	
Which will shew a Grand Export for New South Wales of .....	25,827,917
<hr/>	

The Border Customs returns, although only for a little better than a quarter of the year, will augment considerably the Import and Export Returns Seaward.

The Imports and Exports Overland were as follows:—

	Imports. £	Exports. £
<i>Via</i> Albury .....	114,265	73,110
„ Corowa.....	23,381	57,785
„ Moama.....	46,841	573,297
„ Swan Hill Crossing	10,930	95,549
„ Euston .....	8,109	15,690
„ Wentworth .....	96,140	105,184
<hr/>		<hr/>
Totals Overland ...	299,666	920,615
Add Seaward .....	9,836,042	8,117,217
<hr/>		<hr/>
General Total ...	10,135,708	9,037,832
<hr/>		<hr/>

## SHIPPING.

13. The Shipping Returns will confirm the flourishing state of trade.

The

\* 11,303 bales, calculated at 350 lbs. per bale.

† 139 bales, do. do.

## STATISTICAL REGISTER, 1864—REPORT.

The Inward and Outward Shipping to and from the several Ports, compared with 1863, shew a large increase, viz. :—

	Vessels Inwards.		Vessels Outwards.	
	No.	Tons.	No.	Tons.
Sydney .....	1,119	397,004	987	365,907
Newcastle .....	664	196,961	795	266,528
Eden .....	23	9,007	26	10,832
Grafton and Richmond River .....	43	4,196	34	3,790
Totals .....	1,849	607,168	1,842	647,057
Totals, 1863.....	1,494	479,827	1,603	511,373
Increase ...	355	127,341	239	135,684

Nationality.

The Nationality of these was—

	1864.		1863.	
	Vessels.	Tons.	Vessels.	Tons.
British ...	1,716	546,478	1,372	422,842
Foreign ..	133	60,690	122	56,985

Arrivals from Great Britain.  
Page 102.

The Arrivals from Great Britain have decreased from 112 vessels, of an aggregate tonnage of 86,755 tons, in 1863, to 102 vessels, of an aggregate tonnage of 80,166 tons, in the year 1864.

Departures to Great Britain.  
Page 104.

It is quite the reverse with Departures; for 37 vessels, of a tonnage of 33,066 tons, were homeward bound in 1864, against 33 vessels, of a tonnage of 30,060 tons, the year before.

Forty new vessels were built, of the aggregate tonnage of 3,814 tons.

## PART IV.

## MILLS AND MANUFACTURES.

14. I have but little to notice in the tables under this heading.

MILLS.  
Page 122.

In the Return of Mills for Grinding and Dressing Grain, it appears those worked by water, wind, and horse, are being gradually superseded by steam mills. The number of mills in 1864 was 174: this is a decrease on the previous year of 6.

The number of Manufactories, Works, &c., was 2,084, against 1,768 the year before, shewing an increase of 316.

MANUFACTURES.  
Page 126.

The operations of some of our Manufactories, compared with 1863, will be found as follows:—

	1864.		1863.	
	No. of Manufactories.	Quantity produced.	No. of Manufactories.	Quantity produced.
Woollens ..	5	91,800 yards	5	64,650 yards
Soap .. ..	26	74,900 cwt.	33	60,947 cwt.
Tobacco ..	39	8,619½ „	31	4,808 „
Refined Sugar	5	118,480 „	5	169,280 „

Of

Of Woollens manufactured there is an increase of 27,150 yards. The two last years shew a falling off of 117,663 yards compared with the two previous years. This may be attributed to the large quantity of stock in hand from the two previous years' manufacture.

The Tobacco Manufactories shew an increase of 8 whilst the quantity manufactured has nearly doubled that of the previous year.

The Boiling-down Establishments have increased from 39 in 1863, to 57 in 1864; the Sheep slaughtered have increased from 7,574 in 1863, to the number of 39,927 in 1864; the slaughter of Cattle has likewise increased, from 30,335 head in 1863, to 60,090 in 1864, having nearly doubled the number of the previous year. The produce was 57,594 cwt. of tallow in 1863, and 75,241 cwt. in 1864. 4,569 Pigs produced 19,736 lbs. of lard.

MINING.

15. The quantity and value of Gold brought to the Mint by Escort from the several Gold Fields exhibit a considerable decrease on the returns of the previous year, as shewn in the following table :—

	Western District.		Southern District.		Northern District.	
	Quantity.	Value.	Quantity.	Value.	Quantity.	Value.
	Ozs.	£	Ozs.	£	Ozs.	£
1863	215,443	818,741	170,766	669,700	37,198	140,607
1864	149,709	562,425	139,270	544,253	27,450	104,491
Decrease.....	65,734	256,316	31,496	125,447	9,748	36,116

The total quantity of Gold received in 1864 was 316,429 ozs., against 423,407 ozs. in 1863, shewing a decrease of 106,978 ozs., or 25 per cent.

The values of the Gold as tested in the Mint ranged from £3 11s. 3d. to £3 19s. 3d. in the Western District; £3 15s. to £4 1s. 9d. in the Southern District; and £3 2s. 9d. to £3 19s. 4d. in the Northern District.

Although the foregoing table indicates pretty clearly a falling off in the yield of the precious ore at the Gold Fields, to arrive at their true state we must take the quantity of Gold received into the Mint for coinage, and that passed through the Customs for export, in its natural state, since 1862; by doing this we find a falling off in 1863 of 180,910 ozs., of the value of £691,573; and in 1864, compared with 1863, a decrease of 107,623 ozs., of the value of £423,301, shewn as follows :—

	1862.		1863.		1864.	
	Ozs.	£	Ozs.	£	Ozs.	£
Mint .....	587,895	2,262,471	401,713	1,545,419	308,670	1,181,898
Customs .....	26,363	93,391	31,635	118,870	17,055	59,090
Total .....	614,258	2,355,862	433,348	1,664,289	325,725	1,240,988

Not



COAL, COPPER, AND  
IRON MINES.  
Page 133.

Not only the Coal, but the Copper and Iron Mines, appear to have been worked with unwonted energy.

Coal.  
Page 133.

The quantity of Coal raised at the Mines in 1864 was 549,012 tons, of the stated value of £270,171, against 433,889 tons, of the value of £236,230, the year previous.

Export of Coal.  
Page 74.

We exported to—

Victoria .. ..	133,484 tons, valued at	£69,192
New Zealand .. ..	74,644 „ „	40,700
South Australia .. ..	60,750 „ „	29,183
Shanghai .. ..	35,852 „ „	26,142
United States .. ..	17,619 „ „	11,828
Hong Kong .. ..	10,370 „ „	9,543
Other places .. ..	39,747 „ „	25,900

Making a total quantity exported of 372,466 „ „ £212,488

Number of Mines.  
Page 133.

The number of Mines in 1864 was 25, four of which were not worked, against 20 Mines the year before, two of which were not worked, shewing an increase of five.

Copper.  
Page 133.

The Cadiangullong Copper Mine, near Orange, yielded 1,800 tons of ore, of the value of £14,600.

The Quedong Copper Mine, near Bombala, yielded 300 tons of ore, valued at £7,500.

The two Mines at Broulee, consisting of Gold, Silver, Lead, Sulphur, and Arsenic, were in active operation, but the particulars could not be ascertained.

Iron.  
Page 133.

The Fitz Roy Iron Mine, at Berrima, produced 2,000 tons of ore, valued at £500.

There are other Mines, consisting of Copper and Lead, but are not at work.

## PART V.

### AGRICULTURE.

OCCUPIERS OF LAND.  
Page 140.

16. The number of Occupiers of Land (exclusive of those for Pastoral purposes) has increased from 19,361 in 1863, to 21,540 in 1864; of these, 13,166 were freeholders, and 8,374 leaseholders.

HOLDINGS.  
Page 140.

The extent of their Holdings increased from 7,310,343 acres in 1863, to 7,545,117 acres in 1864, of which 3,975,148 acres were freeholds, and 3,569,969 acres leaseholds.

The

The extent of Land in Cultivation was 321,526 acres, against 308,260 acres the year before; the increase being 13,266 acres, or 4 per cent. Land in Cultivation. Page 140.

The enclosed Lands not in cultivation, decreased from 1,817,218 acres in 1863; to 1,742,128 acres in 1864; the decrease being 75,090 acres, or 4 per cent. Enclosed Lands. Page 140.

The Lands unenclosed increased from 5,184,864 acres in 1863; to 5,481,463 acres in 1864; the increase being 296,599 acres, or 5 per cent. Lands unenclosed. Page 140.

There were 318,854 acres in crop, against 307,035 acres the year before, shewing an increase of 11,819 acres, or 3.70 per cent. Acres in crop. Page 140.

The Wheat crop for Grain amounted to 104,568 acres in 1864, shewing a small increase of 626 acres over the crop of the previous year. The produce of the first year was 1,246,458 bushels, or an average of nearly 12 bushels to the acre, whilst the year 1863 produced 808,919 bushels, or a trifle better than  $7\frac{3}{4}$  bushels to the acre. Wheat for Grain. Page 140.

It must be borne in mind, however, that the year 1863 was one of particular misfortune to the farmers. The disastrous floods which visited the Colony in this year not only swept whole fields of wheat and other crops away, but destroyed also the homesteads of many happy families, and left them completely destitute; so much so, indeed, that the Government, as well as the public, took the matter in hand. The former distributed large quantities of seed wheat to the needy, to enable them again to enter into their farming pursuits, and the latter rendered valuable assistance in supplying such necessary articles as was requisite for the time. Cause of destruction of crops.

The year under review was not without its mishaps. The disease known as "rust," as well as floods in some districts, have helped to keep the average yield below its usual standard.

The Wheat grown was at the rate of 3 bushels 10 lbs. per head of the population, and the year before, 2 bushels 8 lbs. per head. Wheat per head of population.

The extent of land sown with Maize for Grain was 101,584 $\frac{1}{2}$  acres, against 95,688 $\frac{3}{4}$  acres the year previous. Maize for Grain. Page 140.

The produce amounted to 3,114,211 $\frac{3}{4}$  bushels, or 30 bushels 39 lbs. per acre, being in excess 188,262 bushels, or 5 lbs. per acre of the year 1863.

The Barley crop for Grain was 4,723 $\frac{3}{4}$  acres, against 4,092 $\frac{3}{4}$  acres in 1863. Barley for Grain. Page 140.

The produce was 60,355 bushels, shewing a falling off of 6,654 bushels compared with the former year.

The breadth of land sown with Oats for Grain amounted to 14,098 acres, against 13,022 $\frac{1}{4}$  acres in 1863; the increase being 1,075 $\frac{3}{4}$  acres. Oats for Grain. Page 140.

The produce amounted to 189,524 bushels, being 24,400 bushels less than the previous year.

The

The average to the acre was only 13 bushels 17 lbs. In 1863 it was 16 bushels 17 lbs. to the acre.

Potato Crop.  
Page 140.

The Potato Crop covered 14,397½ acres of land, against 11,618½ acres the year before. The increase was 2,779 acres.

The yield was 52,060¾ tons, or 19,920 tons in excess of 1863. The average was better than 3 tons 12 cwt. to the acre. In 1863 the average was 2¾ tons to the acre.

Hay Crop.  
Page 140.

The quantity of land sown with seed for Hay was 52,307½ acres—an increase of 4,016¼ acres over the previous year.

The produce was 69,405 tons, shewing a decrease of 1,143 tons compared with the former year.

The average to the acre was 1 ton 6 cwt. in 1864, and 1 ton 9 cwt. to the acre in 1863.

Cotton Crop.  
Page 140.

The cultivation of Cotton is steadily increasing. In 1862, the first year it was introduced amongst the returns, 54¾ acres were under crop, and yielded 7,743 lbs. In 1863 the crop fell to 18¾ acres, with a produce of 1,600 lbs.; this year the crop reached 175½ acres, producing 29,012 lbs. The Clarence appears to be the principal growing district, having 170 acres, with a produce of 28,900 lbs.

Tobacco Crop.  
Page 140.

Notwithstanding the heavy duty upon imported Tobacco, and the large price ruling for this article, it appears to make but slow progress. There were 806¾ acres planted, and produced 4,036 cwt. of the weed. In 1863, 534¼ acres were sown, and yielded 4,851 cwt. The year 1862 was the most satisfactory, having 895¾ acres planted, and produced 15,315½ cwt.

Sugar Cane Crop.  
Page 140.

The cultivation of the Sugar Cane is now finding its way amongst the returns; 22½ acres were under crop, and produced 4,478 lbs. In 1863, 2 acres only were planted, and produced 280 lbs.

Green Food for Cattle.

The acreage for Green Food for Cattle was 12,341¼ acres. In 1863 it was 17,653 acres.

Gardens and Orchards.

Gardens and Orchards, and all other in crop, amounted to 10,910¼ acres, against 9,755 acres in 1863.

VINEYARDS.

Page 140.

The cultivation of the Vine is largely on the increase. The following table will give the results of this branch of industry for the last three years:—

YEAR ENDED	WINE MAKING.			TABLE USE.		Unproductive. Acres.
	Acres.	Wine Produced.	Brandy Manufactured.	Acres.	Quantity obtained.	
		Gallons.	Gallons.		Tons. cwt.	
31st March, 1863 .....	794¾	144,888	2,749	307½	420 15½	357¼
31st March, 1864 .....	880¼	136,976	2,033	331½	393 15	379
31st March, 1865 .....	945¾	161,298¾	3,077	332¾	344 17	571

PASTORAL.

PASTORAL.

17. The Live Stock Returns shew an increase over the previous Page 143. year of 22,013 horses, 480,551 sheep, and 28,255 pigs; whilst the cattle shew a decrease of 108,403 in number, as follows:—

	Horses.	Horned Cattle.	Sheep.	Pigs.
31 March, 1865—	No.	No.	No.	No.
Counties .. .. .	193,844	659,929	2,364,374	127,309
Pastoral Districts .. .. .	90,723	1,264,190	5,907,146	36,845
Total .. .. .	284,567	1,924,119	8,271,520	164,154
31 March, 1864 .. .. .	262,554	2,032,522	7,790,969	135,899
Increase .. .. .	22,013	.....	480,551	28,255
Decrease .. .. .	.....	108,403	.....	.....

The decrease in cattle is partly attributable to the start that Cause of decrease in cattle. Boiling-down Establishments have taken during the year under review, there being 57, against 39 establishments in operation the previous year; the cattle slaughtered for tallow numbering 60,090. The export of 18,500 head of cattle also partly accounts for the decrease; of this number, over 17,000 head went to supply the New Zealand Market, and upwards of 1,000 were shipped to the French Settlement known as New Caledonia.

The disease known as “Pleuro Pneumonia” has also done its work of destruction.

PART VI.

MONETARY AND FINANCIAL.

18. The returns that first present themselves under this heading Page 173. have reference to the working of our Banking Institutions, and the Sydney Branch of the Royal Mint.

The rate of Discount on Local Bills ranged from 7 to 10 per BANKS. cent. per annum.

The maximum purchase rate of Exchange on Bills on London, ranged from  $\frac{1}{2}$  to  $1\frac{1}{2}$  per cent. discount, and par, against  $\frac{1}{2}$  to  $1\frac{1}{4}$  premium the year before. The minimum purchase rate ranged from 1 to  $1\frac{1}{2}$  per cent. discount, and par. The maximum selling rate was from par to  $1\frac{1}{2}$  per cent. premium; and the minimum selling rate from par to 1 per cent. discount.

The rates of interest allowed to Depositors ranged from 3 to 6 per Rates of Interest. Page 173. cent. per annum.

The amount of Coin and Bullion in the Mint and the Banks, on 31st Coin and Bullion December, shews an increase on the previous year of £185,259, viz.:— Page 174.

	Mint.	Banks.		Total.
	In Bullion.	In Coin.	In Bullion.	
1864....	44,230	1,144,117	25,560	1,213,907
1863....	49,653	962,426	16,569	1,028,648
Increase .. .. .	.....	.....	.....	185,259

The amount of Paper Currency in circulation by the several Paper Currency. Page 175. Banks was £793,846, against £824,347 in 1863, shewing a decrease of £30,501. The circulation averaged in 1864, £753,690, and the year previous,



STATISTICAL REGISTER, 1864—REPORT.

The increase is caused by large importations from Victoria, New Zealand, and Queensland.

Our own produce has fallen from 401,713 ozs. in 1863, to 308,670 in 1864, shewing a decrease of 93,043 ozs.

The Colonies from which the Gold came, and the quantities and values, will be found as follows:—

	Quantity. Ozs.	Value. £
New South Wales.....	308,670·64	1,181,898
Victoria .....	207,165·51	848,677
New Zealand.....	183,403·76	737,466
Queensland .....	26,837·92	102,945
Coin .....	1,941·52	7,412
<b>Total .....</b>	<b>728,019·35</b>	<b>2,878,398</b>

There was issued—

In Coin—	Sovereigns.	Half Sovereigns.	Total Value. £
1863.....	1,255,500	558,500	1,534,750
1864.....	2,698,500		2,698,500
	1,443,000 increase. 558,500 decrease.		1,163,750 increase.

In Bullion—	Weight. Ozs.	Value. £
1863.....	84,549	342,212
1864.....	44,897	182,168
Decrease.....	39,652	160,044

shewing a total increase in Coin and Bullion of £1,003,706.

The revenue of the Mint was—

	1863. £	1864. £
From New South Wales Gold .....	18,555	14,399
Victorian .....	1,033	4,871
New Zealand, &c., &c. ....	4,014	7,625
<b>Total .....</b>	<b>23,602</b>	<b>26,895</b>

Increase in 1864.....£3,293.

Since the opening of the Mint there has been received for coinage 4,246,699 ozs. of Gold, of the value of £16,577,343; and there has been issued—

In Coin .....	£15,145,500
In Bullion .....	1,395,779
<b>Grand total .....</b>	<b>£16,541,279</b>

The revenue derived for the same period was £193,418.

## PUBLIC ACCOUNTS.

Page 185.

19. The following Statement of Receipts on account of the Consolidated Revenue Fund, in the years 1863 and 1864, has been taken from the Auditor General's printed Abstracts:—

	1863.		1864.		Increase.		Decrease.	
	£	s. d.	£	s. d.	£	s. d.	£	s. d.
Customs .....	616,008	12 1	538,445	13 6	.....	.....	77,562	18 7
Duty on Refined Sugar and Molasses .....	14,586	13 4	15,900	0 0	1,313	6 8	.....	.....
Duty on Spirits Distilled in the Colony .....	35,650	13 7	10,085	8 6	.....	.....	25,565	5 1
Gold Revenue .....	44,370	0 3	35,823	2 0	.....	.....	8,546	18 3
Mint Receipts .....	23,602	12 11	26,895	15 1	3,293	2 2	.....	.....
Land Revenue .....	371,270	8 9	297,866	3 10	.....	.....	73,404	4 11
Postage .....	57,742	6 5	67,722	0 0	9,979	13 7	.....	.....
Licenses .....	74,696	12 0	74,866	0 7	169	8 7	.....	.....
Fees of Office .....	25,662	6 3	24,698	18 3	.....	.....	963	8 0
Fines and Forfeitures .....	5,270	5 8	5,008	5 7	.....	.....	262	0 1
Rents—exclusive of Land .....	22,860	10 0	26,756	12 1	3,896	2 1	.....	.....
Railways .....	129,468	18 5	145,812	19 1	16,344	0 8	.....	.....
Electric Telegraph Receipts .....	31,904	15 2	30,753	4 4	.....	.....	1,151	10 10
Pilotage .....	12,901	4 0	14,991	12 9	2,090	8 9	.....	.....
Harbour Dues .....	1,459	3 4	1,544	7 2	85	3 10	.....	.....
Fees on Certificates of Competency to Masters of Vessels ..	442	6 0	625	10 0	183	4 0	.....	.....
Tonnage Dues, Newcastle .....	3,539	2 0	4,686	6 9	1,347	4 9	.....	.....
Ditto Wollongong .....	.....	.....	73	12 0	73	12 0	.....	.....
Ditto Kiama .....	.....	.....	32	3 0	32	3 0	.....	.....
Interest on City Debentures .....	5,000	0 0	15,000	0 0	10,000	0 0	.....	.....
Rates under the Chinese Immigrants' Regulation and Restriction Act of 1861 .....	260	0 0	250	0 0	.....	.....	10	0 0
Commission on Money Orders .....	567	4 0	1,201	6 6	634	2 6	.....	.....
Miscellaneous Receipts .....	56,323	6 7	39,728	10 11	.....	.....	16,594	15 8
Schedule C.—Revenue derived from Bishopthorpe Estate ..	600	0 0	726	17 7	126	17 7	.....	.....
Proceeds of Treasury Bills, inclusive of £100,000 received under a contract made with the Bank of New South Wales, pursuant to clause 12 of the Treasury Bills Act, 27 Vict., No. 8 .....	.....	.....	270,543	4 5	270,543	4 5	.....	.....
Interest accrued on Treasury Bills at date of Sale .....	.....	.....	2,137	6 4	2,137	6 4	.....	.....
Collections under Scab in Sheep Act of 1863, 27 Vict., No. 6 ..	.....	.....	9,630	16 6	9,630	16 6	.....	.....
<b>TOTAL.....</b>	<b>1,534,187</b>	<b>0 9</b>	<b>1,661,805</b>	<b>16 9</b>	<b>331,679</b>	<b>17 5</b>	<b>204,061</b>	<b>1 5</b>

Page 189.

## The Disbursements were—

	1863.		1864.		Increase.		Decrease.	
	£	s. d.	£	s. d.	£	s. d.	£	s. d.
Schedules to Imperial Act 18 & 19 Vict., cap. 54 .....	61,071	19 11	55,950	12 10	.....	.....	5,121	7 1
Supplements to Schedules A & B Executive and Legislative .....	4,580	14 6	3,694	16 1	.....	.....	885	18 5
The Principal Secretary .....	18,305	11 8	16,719	7 4	.....	.....	1,586	4 4
Administration of Justice .....	521,032	3 11	521,307	7 11	275	4 0	.....	.....
Treasurer and Secretary for Finance and Trade .....	59,478	2 1	68,034	12 0	8,556	9 11	.....	.....
Secretary for Lands .....	360,394	2 6	294,290	7 5	.....	.....	66,103	15 1
Secretary for Public Works .....	292,313	14 9	238,150	19 10	.....	.....	54,162	14 11
Unclassified Expenditure .....	423,666	9 4	341,667	18 4	.....	.....	81,998	11 0
<b>TOTAL.....</b>	<b>2,043,464</b>	<b>11 10*</b>	<b>1,845,477</b>	<b>18 5</b>	<b>11,861</b>	<b>17 5</b>	<b>209,868</b>	<b>10 10</b>

The

\* Includes £280,003 10s. 1d. for the service of the years 1857 to 1863, for which parliamentary authority was not obtained till after 31st December, 1863.

The Receipts were at the rate of £4 11s. 3d. per head, and the Disbursements £4 15s. 7d. per head of the population at the middle of the year.

LOANS.

The "Loans" Account (secured Principal and Interest upon the Consolidated Revenue Fund), on the 31st December, 1863, was £5,802,980, which amount has been augmented by the sum of £270,200, borrowed under the Act 27 Vict., No. 8 (Treasury Bills Account), making, in all, a debt, on 31st December, 1864, of £6,073,180;\* this is at the rate of £15 9s. 4½d. per head of the population.

The annual amount of Interest payable upon Loans is £306,158 19s. 4½d., or at the rate of 15s. 7d. per head of the population.

PART VII.  
RAILWAYS.

20. The Great Northern and Southern Lines of Railway shew an increase in the coaching traffic compared with the previous year. The former, in passenger (single and return), an increase of 23 per cent., and in receipts (inclusive of rents, &c.), of 27 per cent.; the latter, in passenger traffic, 6 per cent., and receipts, 5 per cent.: whilst the Great Western Railway exhibits a falling off in the number of passengers of 8 per cent., and in receipts, 3 per cent., as follows:—

RAILWAYS.	COACHING TRAFFIC.			
	Number of Passengers.		Rents, &c.	Total Receipts.
	Single & Return.	Amount.		
		£	£	£
<b>GREAT NORTHERN LINE:—</b>				
1864 .....	247,377	21,238	6,138	27,426
1863 .....	200,385	18,549	2,995	21,544
Increase .....	46,992 23. per cent.	2,739	3,343	5,882 27. per cent.
<b>GREAT SOUTHERN LINE:—</b>				
1864 .....	360,808	38,759	1,364	40,123
1863 .....	337,675	36,248	1,953	38,201
Increase .....	23,133 6. per cent.	2,511	.....	1,922 5. per cent.
Decrease .....	.....	.....	589	.....
<b>GREAT WESTERN LINE:—</b>				
1864 .....	82,040	13,267	199	13,466
1863 .....	89,250	13,695	191	13,886
Increase .....	.....	.....	8	.....
Decrease .....	7,210 8. per cent.	428	.....	420 3. per cent.

The three Lines of Railway together shew an increase of 62,915 passengers, and £7,383 17s. 8d. in the total receipts, over the returns of the previous year.

The

\* Includes £761,550 worth of Debentures, the sale of which had not reached the Colony at the close of the year.



## Goods Traffic.

The Receipts from the Goods Traffic have increased 22 per cent. on the Northern Line, and 7 per cent. on the Southern Line, over the year 1863; but on the Western Line of Railway they decreased 4 per cent. as follows:—

	Great Northern Line.		Great Southern Line.		Great Western Line.	
	£	s. d.	£	s. d.	£	s. d.
1863 .. .. .	24,239	4 3	24,920	13 6	9,893	12 1
1864 .. .. .	29,784	16 7	26,732	7 2	9,473	8 8
Increase .. ..	5,545	12 4	1,811	13 8	Decrease 420	3 5
		22 per cent.		7 per cent.		4 per cent.
Total Increase..	£6,937 2 7					

The Total Receipts were £65,990 12s. 5s., against £59,053 9s. 10d. in 1863, being an increase of £6,937 2s. 7d., or nearly 12 per cent.

## Coaching and Goods Traffic.

The Total Receipts from the Coaching and Goods Traffic, were £147,007 7s. 9d., against £132,686 7s. 6d. the year before; the increase being £14,321 0s. 3d., or 10 per cent.

## Working Expenses and Construction of Extensions, &amp;c.

The Expenditure for Railways during the years 1863 and 1864 will be found as follows:—

	Working Expenses.				Construction of Extensions, &c.			
	1863.		1864.		1863.		1864.	
	£	s. d.	£	s. d.	£	s. d.	£	s. d.
Great Northern Railway ..	32,980	0 6	37,275	11 8	98,074	3 1	70,822	19 7
Great Southern Railway ..	53,471	13 1	56,494	13 10	158,993	6 7	147,569	16 3
Great Western Railway ..	10,119	0 3	9,358	14 11	109,888	0 2	185,091	15 7
Total .. .. .	96,570	13 10	103,129	0 5	366,955	9 10	403,484	11 5

## Comparative View.

Having now pointed out the business done by our Railways during the two years 1863 and 1864, we arrive at the following results:—

That the Receipts from the Great Northern Line of Railway have increased £11,428 0s. 8d., or 25 per cent.; and the Working Expenses have increased £4,295 11s. 2d., or 13 per cent.

That the Receipts from the Great Southern Line of Railway have increased £3,733 4s. 11d., or 5 per cent.; and the Working Expenses have increased £3,023 0s. 9d., or 5 per cent.

That whilst the Receipts from the Great Western Line of Railway have diminished £840 5s. 4d., or 3 per cent., there has been a saving in the Working Expenses of £760 5s. 4d., or 7 per cent.

## ELECTRIC TELEGRAPH.

21. The Electric Telegraph Receipts shew a falling off of £185 17s. 6½d. compared with the former year, whilst the telegrams have increased 5,862 in number, shewn as follows:—

	Telegrams.		Receipts.		
	No.		£	s.	d.
1863 .....	124,638	.....	29,215	18	4½
1864 .....	130,500	.....	29,030	0	10
Increase ...	5,862	Decrease...	185	17	6½

## MONEY ORDERS.

22. This is a new feature amongst the returns ; and judging from Page 181. the number of Money Orders issued and paid, the system has been very beneficial to the public.

The number of Money Orders issued was 21,905, to the amount of £105,680 18s. 2d. There was paid 16,691 orders, of the amount of £84,040 1s. 5d.

## POST OFFICES, LETTERS, &amp;c.

23. As this forms the subject of a special report by the Postmaster Page 182. General, it needs but little notice.

The number of Post Offices has increased from 397 in 1863, to Post Offices. 419 in 1864, the increase being 22.

The number of Letters passing through the General Post Office, Letters. shews an increase of 300,723, as follows :—

	Foreign. No.	Inland. No.	Town. No.
1863.....	1,029,227 .....	4,224,015 .....	409,597
1864.....	1,069,387 .....	4,433,411 .....	460,764
Increase ...	40,160 .....	209,396 .....	51,167
Total Increase .....	300,723		
Total, 1863 .....	5,662,839		
Total, 1864 .....	5,963,562		

The number of Newspapers posted in 1864 was 4,600,077, Newspapers. against 4,554,739 the year before.

The Inland Packet and Book Parcels shew the following increase Packet and Book. Parcels. upon the previous year :—

1863 .....	276,814
1864 .....	287,540
Increase.....	10,726

The Revenue has increased from £57,742 6s. 5d. in 1863, to Revenue. £67,722 0s. 1d. in 1864.

The increase is caused by the additional number of Letters, and Cause of Increase. by the imposition of a postage charge, during last nine months of the year, on Newspapers previously conveyed free.

The Expenditure in 1864 for Inland Postage was £88,695 15s. 2d., and for Steam Postal Communication *via* Suez, £20,912 9s. 6d.

## PART VIII.

## MISCELLANEOUS.

## PUBLIC WORKS.

Page 200.

24. The Expenditure on Public Works and Buildings during the year 1864, including Loans, exceeded half a million of pounds sterling, tabulated as follows:—

	£	s.	d.
Railways.....	348,707	11	8
Electric Telegraphs and Stations ...	7,841	16	2
Roads and Bridges .....	145,834	4	4
Harbours and River Navigation, &c.	80,830	9	5
Buildings—General .....	10,528	19	2
Judicial, Police, &c: .....	25,098	17	5
Batteries and Military .....	1,617	6	1
Orphan School .....	38	15	10
Almshouses .....	1,161	3	2
Medical .....	1,914	12	7
Miscellaneous .....	6,920	13	0
	630,494	8	10
Minor Roads under Public Works Department .....	23,459	16	3
Total .....	653,954	5	1

The Expenditure from Loans was £446,708, viz.:—£348,707 for Railways, £7,800 for Electric Telegraphs and Stations, £7,272 for Bridges, £59,321 for Harbours and River Navigation, and £23,158 for Buildings.

The Expenditure under the Lands Department, for Minor Roads and Bridges, could not be obtained.

The Expenditure for Furniture was £2,784 3s. 4d.

## METEOROLOGY.

Page 212.

25. The following table will afford a view of the year's observations taken at Stations in their assumed positions:—

	Newcastle.	Windsor.	Sydney.	Demiquin.	Albury.	Goulburn.	Bothurst.	Coona.	Armidale.
Height above the mean sea level (feet).....	18	58	155	410	572	2,129	2,333	2,637	3,278
Distance from the coast (miles) .....	1	21	5	280	170	58	95	53	80
Temperature (in the shade, at 9 a.m.) .....	63·4	61·0	61·9	59·0	58·9	55·4	55·3	51·4	56·7
Highest temperature in the shade (for 24th, previous to 9 a.m.) .....	85·0	83·3	69·2	88·3	.....	78·7	80·1	76·6	.....
Lowest ditto (ditto) .....	48·0	37·9	55·1	.....	34·4	29·2	27·0	29·6	.....
Mean diurnal range of temperature (ditto)	17·7	23·7	14·1	.....	.....	23·2	29·9	23·7	.....
Mean of maximum and minimum tempera- tures (ditto).....	65·0	62·4	62·6	.....	.....	54·3	54·0	52·8	.....
Mean height of barometer at 9 a.m. ....	30·089	30·045	30·044	30·040	30·054	30·028	30·008	30·117	29·972
Mean amount of humidity (0·100) at 9 a.m.	71·3	77·5	73·8	69·7	75·2	72·9	77·4	75·7	79·6
Rain fall (inches).....	74·49	55·04	69·02	13·02	31·27	26·42	22·96	21·45	42·85
Ditto (days).....	119	197	175	56	76	116	88	114	80
Prevailing direction of the wind at 9 a.m.	W.	S.W.	W.	S.	S.W. & N.N.E.	W.	W.	N.	E.
Mean amount of cloudy sky (0·10) at 9 a.m.	4·9	6·3	5·6	4·2	5·5	5·4	5·4	6·1	5·3
Mean maximum temperature in the sun (for 24th, previous to 9 a.m.) .....	.....	107·1	110·5	.....	.....	.....	.....	.....	.....
Mean minimum temperature on the grass (ditto) .....	.....	45·1	51·5	.....	.....	.....	.....	.....	.....
Amount of evaporation in inches .....	.....	62·115	50·564	.....	.....	.....	.....	.....	.....
Mean amount of ozone (0·10), for 24th, previous to 9 a.m. ....	.....	.....	4·8	.....	.....	.....	.....	.....	.....

REAL

STATISTICAL REGISTER, 1864—REPORT.

REAL ESTATE.

26. In no year during the last decade has the amount of Capital Page 214. invested in Real Estate been so small, nor have the Discharges of Mortgages been so large, as in the year 1864.

The Registrations during the last quinquennial period are appended.

YEAR.	MORTGAGES.		DISCHARGES.	
	No.	Amount.	No.	Amount.
		£		£
1860 .. .. .	1,240	994,230	462	310,751
1861 .. .. .	1,150	691,233	483	315,282
1862 .. .. .	1,103	682,693	495	371,983
1863 .. .. .	1,009	714,501	486	391,279
1864 .. .. .	964	628,426	531	418,527

PASTORAL.

27. The amount of liens on Wool in 1864 is in excess of any year Page 215. during the last decennial period; whilst the Mortgages on Live Stock are less than either of the five previous years. The amount of Capital lent on Pastoral securities during the period 1860 to 1864 will be seen by the following statement:—

YEAR.	LIENS ON WOOL.	LIVE STOCK.	
		Mortgages.	Discharges of Mortgages.
	£	£	£
1860 .. .. .	112,752	1,614,890	652,280
1861 .. .. .	178,797	1,120,384	533,126
1862 .. .. .	87,487	1,312,245	709,238
1863 .. .. .	220,450	1,503,413	881,222
1864 .. .. .	250,218	1,116,709	857,006

The Mortgages on Live Stock during the five years were 6,667,641, and the Discharges for the same period amounted to 3,632,872, leaving an undischarged balance of 3,034,769 remaining on the Register.

The number of Deeds registered, exclusive of the Registrations under the Real Property Act, was 4,923; being 12 less than the number in 1863.

GROWING CROPS.

28. There were 72 liens on Growing Crops in 1863, to the amount Page 215. of £6,398 11s. 10d., and in 1864 105 liens, to the amount of £8,057 3s. 9½d.

REAL PROPERTY ACT.

The following table will shew the working of the Real Property Act (26 Vict., No. 9), from the date of its commencement, viz., 1 January, 1863:—

YEAR.	NUMBER OF APPLICATIONS.	AREA.			TOTAL VALUE.
		Town and Suburban.	Country.	TOTAL.	
		a. r. p.	a. r. p.	a. r. p.	£ ..
1863 .. .. .	340	729 2 23	67,183 2 32	67,913 1 15	439,278
1864 .. .. .	362	250 1 11½	31,588 3 27	31,839 0 38½	310,165
Increase..	22	.....	.....	.....	.....
Decrease ..	....	479 1 12½	35,594 3 5	36,074 0 17½	129,113

Crown Grants.  
Page 216.

Of Crown Grants registered under the Act there is a large increase upon the return of 1863, viz. :—

Year.	No. of Grants.	Area.	Value.	Assurance.
1863.. ..	268	31,752 2 9	36,406 9 2	75 2 1
1864.. ..	1,500	71,929 3 26½	95,007 18 10	198 12 0
Increase .. ..	1,232	40,177 1 17½	58,601 9 8	123 9 11

Taking together the area applied to be brought under the Act and the area of Crown Grants registered, we arrive at the following results:—

That whilst there is an increase of 4,097 1 0½ acres, there is a falling off in the value to the amount of £70,511 10s. 4d., as follows:—

	1863.				1864.			
	Acres.		Value.		Acres.		Value.	
Real Property .. ..	67,913	1 15	£439,278	0 0	31,839	0 38½	£310,165	0 0
Crown Grants registered	31,752	2 9	36,406	9 2	71,923	3 26½	95,007	18 10
Total .. ..	99,665	3 24	£475,684	9 2	103,763	0 24½	£405,172	18 10
Increase .. ..	4,097	1 0½	Acres	.. ..	.. ..	.. ..	Decrease	£70,511 10 4

#### INSOLVENCIES.

29. The number of Insolvents' Schedules filed was 485; 464 voluntary, and 21 compulsory. This is an increase of 77 on the previous year.

On an average, 1 in every 809 of the population surrendered his estate; and in the former year, 1 in every 929 of the population.

The amount of Liabilities, as also the amount of Assets, and the Deficiency for the years 1863 and 1864, will be found as follows:—

Year.	Liabilities.	Assets.	Deficiency.
	£ s. d.	£ s. d.	£ s. d.
1863	463,164 3 11	369,080 1 0	94,084 2 11
1864	475,454 11 8	297,787 8 1	177,667 3 7

The Fees in Insolvency, and paid at the Treasury, amounted to £1,761 16s. 6d.—an increase over the year 1863 of £199 15s. 7d.

#### PUBLICANS' LICENSES.

There were 2,088 Licenses issued to Publicans, against 2,104 the year before—shewing a decrease of 16.

#### VOLUNTEER CORPS.

30. The number of Volunteers on the roll of the several Companies, on 31st December, was 1,730—a falling off, compared with 1863, of 371 names.

The only Companies that have kept up their strength were No. 5 Company, Paddington and Surry Hills Company, and the Hawkesbury Corps.

The Volunteer Naval Brigade (included in the above number), mustered 219 in 1863, and 201 in 1864. The decrease, instead of a large anticipated increase, is accounted for by many resigning their post on account of the stoppage, on the 1st April, of the pay of all the members, with the exception of the Clerk and Accountant.

POLITICAL.

Page 219.

Page 220.

Naval Brigade.  
Page 220.

## POLITICAL.

31. The number of Registered Electors in 57 Electorates (exclusive Page 222. of the three Gold Fields) was 98,621, that is, about 45 per cent. of the male population at the end of the year.

At the General Election in the months of November and December, 1864, and January the following year, the Seats for 44 Electorates were contested, returning 56 representatives, and having 80,415 registered Voters. Only 43,371 exercised the franchise.

The remaining 13 Electorates\* uncontested, numbered 18,206 registered Voters.

The Electors on the three Gold Fields vote upon the production of their Mining or Business Licenses, consequently they could not be classified with the "Registered Electors." The estimated number so qualified to vote was returned as 11,230; of this number only 940 availed themselves of the privilege. The Western Gold Fields Electorate was not contested.

## LAND SALES.

32. The extent of land sold otherwise than conditionally, shews a Page 226. falling off of 33,801 acres, of the value of £43,917, on the Returns of the year 1863, viz:—

Districts.	1863.		1864.	
	Acres.	Amount.	Acres.	Amount.
		£		£
Settled .....	16,164	31,026	12,904	17,538
Pastoral .....	75,852	81,852	45,311	51,423
Totals.....	92,016	112,878	58,215	68,961

The Land Sales during the year produced an average of £1 3s. 8d. per acre, being 10d. per acre short of the average of the previous year.

The total amount actually received during the year on account of Lands sold was £112,719, which is £15,501, or 12 per cent. below the receipts of 1863.

The following table will shew the dealings in Land for the year, under the Crown Lands Alienation Act of 1861.

Description.	Area sold.	Average price per acre.	Total Amount of Sales.	Amount received.	Balance remaining unpaid.
	a. r. p.	£ s. d.	£ s. d.	£ s. d.	£ s. d.
Sold at Auction—Town .....	402 0 37½	10 3 6	4,091 16 10	} 35,747 1 11	7,263 0 0
„ Suburban .....	904 2 30½	3 14 6	3,368 18 1		
„ Country .....	81,393 3 13	1 2 0	35,549 7 0		
Unconditionally sold by Selection ..	12,358 1 34	0 19 11	12,379 15 6	12,379 15 6	.....
Improved Lots sold to Owners of Improvements .....	9,670 1 20	1 5 6	*12,336 4 5	2,539 0 2	9,797 4 3
Proceeds of sales of unnecessary Roads	158 0 15	2 2 7	336 5 2	146 1 11	190 3 3
Sold under Return of Water Reservation .....	4 0 11	35 14 1	145 5 5	20 1 3	125 4 2
Specially sold at appraised price .....	142 2 15	2 11 6	367 10 5	119 2 0	248 8 5
Proclaimed Land sold at appraised price .....	7 3 19	180 8 7	1,419 15 6	705 0 0	714 15 6
Sold by Pre-emption .....	13,127 3 0	1 0 8	13,571 6 6	13,571 6 6	.....
Sold Conditionally .....	165,616 3 0	1 0 0	165,616 15 0	41,404 3 9	†124,212 11 3
General Total .....	233,815 2 35	.....	249,182 19 10	106,631 13 0	142,551 6 10

\* Total amount of appraised sales.

† Payable in 1867.

Page 230.

\* Balranald, The Bogan, Carcoar, Eden, The Hawkesbury, The Hunter, Liverpool Plains, West Macquarie, East Maitland, The Murray, The Murrumbidgee, Newtown, Orange.

STATISTICAL REGISTER, 1864—REPORT.

---

33. From a pressure of business, I am unable to enter more fully upon this work, and enquirers seeking further information are invited to the Statistical Tables themselves.

34. The usual Statistical View of the progress of the Colony from the earliest period precedes the Volume.

I have the honor to be,

Sir,

Your most obedient servant,

THEO. JAS. JAQUES,

Registrar General.

---

STATISTICAL VIEW OF THE PROGRESS OF NEW SOUTH WALES, FROM THE YEAR 1821 TO 1864 INCLUSIVE.

Main statistical table with columns for Year, Population, Births, Marriages, Deaths, Schools, Convicts, Miles, Manufactories, Number of Acres Under Crop, Live Stock (Horses, Cattle, Sheep, Pigs), Coal Raised (Quantity, Value), Land Sales (Quantity, Amount Realized), Shipping (Inwards, Outwards), Exports (Wool, Tallow, Oil, Gold, Coal), Value of Total Imports/Exports, Revenue (General, Loans, Ordinary, Extraordinary), and Expenditure (General, Loans, Ordinary, Extraordinary).

\* Exclusive of the overland traffic.
The Census was taken in 1821, 2, 3, 5, 8, 33, 6; population as above.
2nd March, 1841, population 139,357
2nd March, 1845, " 189,609
1st March, 1851, " 187,243
1st March, 1856, " 266,189
1st March, 1861, " 350,860
The population from the year 1836 is estimated up to the end of each year.
The reduction in the year 1851 was caused by the separation of Port Phillip from New South Wales.

The reduction in the year 1859 was caused by the separation of Queensland from New South Wales.
\* Exclusive of lands conditionally sold under the "Crown Lands Alienation Act of 1861."
Price of land in 1825, 7s. 6d. to 10s. per acre.
The minimum price of land was 5s. per acre from 1832 to 1840; 12s. per acre, 1840-2. (30s. in Port Phillip, in 1841). 20s. per acre from 1845 to present time.
Number of acres alienated to the end of 1863, (exclusive of land conditionally selected in the Old Settled Districts)—7,822,701 acres.
Number of acres unalienated, about 93,329,623 acres.
In 1822, 3, 4, 5, the accounts were kept in Spanish dollars and British money; generally in Spanish dollars.
Transportation ceased in 1840.

The Return of the Revenue and Expenditure previous to 1850 cannot be accurately ascertained. In addition to the above Expenditure, the Imperial Government paid large sums for the maintenance of Convicts and Military.
Gold discovered in May, 1851.
The Loans Expenditure previous to 1853 cannot be shown.
Includes £270,543 proceeds of Treasury Bills, issued under the Act of Council 27th Viet, No. 8, to cover deficit of 1863 and previous years.
The Revenue and Expenditure columns include "Church and School Lands Revenue," "Police Reward Fund," "Police Superannuation Fund," and Superannuation Fund, 27th Viet., No. 11.





STATISTICAL REGISTER.

1864.

TABLE OF CONTENTS.

	PAGE.
PART I.—POPULATION, IMMIGRATION, VITAL STATISTICS, &c. . . . . (EMBRACING RETURNS NUMBERED 1 TO 19.)	1
PART II.—RELIGION, EDUCATION, AND CRIME . . . . . (EMBRACING RETURNS NUMBERED 20 TO 39.)	13
PART III.—TRADE AND COMMERCE . . . . . (EMBRACING RETURNS NUMBERED 40 TO 95.)	43
PART IV.—MILLS AND MANUFACTURES . . . . . (EMBRACING RETURNS NUMBERED 96 TO 110.)	121
PART V.—PRODUCTION . . . . . (EMBRACING RETURNS NUMBERED 111 TO 122.)	131
PART VI.—MONETARY AND FINANCIAL . . . . . (EMBRACING RETURNS NUMBERED 123 TO 155.)	147
PART VII.—MISCELLANEOUS . . . . . (EMBRACING RETURNS NUMBERED 156 TO 231.)	199



## ALPHABETICAL INDEX TO CONTENTS.

	PAGE.		PAGE.
ACCOUNTS—KEPT IN STERLING MONEY .. .. .	173	COAL—	
AGRICULTURE—		Raised at the Mines, and Value .. .. .	133
In the Old Settled Counties .. .. .	134	" (Decennial Return) .. .. .	133
In the Pastoral Districts .. .. .	138	Exported (Decennial Return) .. .. .	99
Summary .. .. .	140	COFFEE AND CHICORY—DUTY ON .. .. .	148
Decennial Return .. .. .	142	COIN AND BULLION—	
ALE, BEER, AND PORTER—DUTY ON .. .. .	148	In the Colonial Treasury .. .. .	174
APPOINTMENTS AND COMMISSIONS UNDER GREAT SEAL—		In the Military Chest .. .. .	174
FEES ON .. .. .	162	In the Banks .. .. .	174
ARTILLERY GUNS .. .. .	221	Exported .. .. .	100
ASYLUMS—		In the Branch Royal Mint .. .. .	174
Benevolent .. .. .	6	Issued at the Branch Royal Mint .. .. .	179
Destitute Children's .. .. .	6, 17	COINS—IN CIRCULATION .. .. .	175
Lunatic .. .. .	5	COLLEGES .. .. .	17
BANKS—		COMMITMENTS FOR TRIAL—	
Liabilities, Assets, &c.—Abstracts of .. .. .	176	Supreme and Circuit Courts .. .. .	34
Coin in .. .. .	174	Courts of Quarter Sessions .. .. .	36
" (Decennial Return) .. .. .	174	CONVICTIONS—	
Paper Currency in Circulation .. .. .	175	Supreme and Circuit Courts .. .. .	35
Rates of Interest allowed by .. .. .	173	Courts of Quarter Sessions .. .. .	37
Savings' Bank—Deposits, &c. .. .. .	178	CONVICTS—	
Rates of Interest .. .. .	178	Free by Servitude, &c. .. .. .	8
BATTERIES .. .. .	221	In the Colony .. .. .	8
BENEVOLENT ASYLUMS .. .. .	6	Expense .. .. .	193
BIRTHS—		Executed .. .. .	38
In each Quarter of the Year .. .. .	3	" (Decennial Return) .. .. .	38
Decennial Return .. .. .	3	COPPER MINES .. .. .	133
BOILING-DOWN ESTABLISHMENTS—		CRIME—	
Decennial Return .. .. .	129	Commitments for Trial—In Supreme and Circuit Courts .. .. .	34
BONDED DISTILLERIES AND SUGAR-HOUSES—DUTIES .. .. .	148	" In Courts of Quarter Sessions .. .. .	36
BONDED WAREHOUSES .. .. .	149	Convictions—In Supreme and Circuit Courts .. .. .	35
BRANDY—		" In Courts of Quarter Sessions .. .. .	37
Made in the Colony—(See "AGRICULTURE") .. .. .	134	" (Decennial Return) .. .. .	38
Imported—Duty on .. .. .	148	Summary Jurisdiction .. .. .	39
BUTTER AND CHEESE—		Executions .. .. .	38
Imported (Decennial Return) .. .. .	95	Gaols and Prisoners .. .. .	18
Exported (Ditto) .. .. .	95	CROPS—LIENS ON .. .. .	215
CANDLES—MANUFACTURED .. .. .	126	CUSTOMS CHARGES—(See "DUTIES") .. .. .	148
Decennial Return .. .. .	127	DEATHS—	
CATTLE—		In each Quarter of the Year .. .. .	3
Slaughtered for Tallow and Lard .. .. .	128	Decennial Return .. .. .	3
" (Decennial Return) .. .. .	129	DEBENTURES .. .. .	194
CHAPELS, &c. .. .. .	14	DENOMINATIONAL SCHOOLS AND SCHOLARS, &c. .. .. .	17
CHARITABLE INSTITUTIONS .. .. .	6	DISEASES—	
CHURCHES, CHAPELS, &c. .. .. .	14	In Old Established Gaols .. .. .	9
CIVIL JUSTICE .. .. .	216	Newly Established Gaols .. .. .	9
CLOTHING—AVERAGE PRICES OF (DECENNIAL RETURN) .. .. .	11	Lock-ups (proclaimed Gaols) .. .. .	9
		DOCK DUES .. .. .	159, 160
		DUES—	
		Tonnage .. .. .	157
		Fitz Roy Dry Dock .. .. .	159, 160

## ALPHABETICAL INDEX TO CONTENTS.

	PAGE.		PAGE.
<b>DUTIES—</b>		<b>FERRIES .. .. .</b>	158
On Colonial Distilled Spirits .. .. .		<b>FISHERIES .. .. .</b>	100
On Imports, viz.—Spirits .. .. .		<b>FITZ ROY DRY DOCK DUES .. .. .</b>	159, 160
Spirits, Cordials, and Liqueurs, &c. .. .. .		<b>GAOLS AND PRISONERS—</b>	
Perfumed Spirits .. .. .		Old Established Gaols .. .. .	18, 26
Wine .. .. .		Newly Established Gaols .. .. .	20, 28
Ale, Beer, and Porter .. .. .		Lock-ups (proclaimed Gaols) .. .. .	24, 32
Tea .. .. .	148	Diseases .. .. .	9
Sugar .. .. .		<b>GLEBE ISLAND PUNTS—TOLLS .. .. .</b>	157
Trecele and Molasses .. .. .		<b>GOLD—</b>	
Coffee and Chicory .. .. .		Received by Escort .. .. .	132
Tobacco and Snuff—Manufactured .. .. .		Duty on (Exported) .. .. .	148
" Unmanufactured .. .. .		Imported into the Branch Royal Mint.. .. .	179
Cigars.. .. .		" Charges on .. .. .	175
Opium.. .. .		Coined at the Branch Royal Mint .. .. .	179
Gold into Branch Royal Mint .. .. .	175	Exported .. .. .	99, 100
Gold Exported .. .. .	148	Licenses to dig for .. .. .	155
<b>ECCLESIASTICAL .. .. .</b>	14	<b>GRAIN—</b>	
<b>EDUCATION—</b>		Grown in the Colony—(See "AGRICULTURE") .. .. .	134
Private Schools .. .. .	16	Imported (Decennial Return) .. .. .	94
Summary of Schools and Scholars .. .. .	17	Exported (Decennial Return) .. .. .	95
Decennial Return.. .. .	17	Average Price (Decennial Return) .. .. .	11
Sunday Schools .. .. .	15	Mills for Grinding and Dressing .. .. .	122
" From 1859 to 1864 .. .. .	16	<b>HARBOUR DUES .. .. .</b>	158
<b>ELECTORAL RETURN .. .. .</b>	222	<b>HIDES AND LEATHER—</b>	
<b>ELECTRIC TELEGRAPH—TELEGRAMS, &amp;c. .. .. .</b>	181	Imported (Decennial Return) .. .. .	97
<b>EMIGRATION .. .. .</b>	2	Exported (Decennial Return) .. .. .	97
<b>EXCHANGE—COURSE OF .. .. .</b>	173	<b>HOSPITALS .. .. .</b>	6
<b>EXECUTIONS—</b>		<b>HOUSE OF THE GOOD SHEPHERD .. .. .</b>	6
Religion, Age, &c. .. .. .	38	<b>IMMIGRATION—</b>	
Decennial Return.. .. .	38	Decennial Return .. .. .	4
<b>EXPENDITURE—</b>		Expense on account of, &c. (Decennial Return) .. .. .	183
Abstract of .. .. .	184	Debentures issued on account of .. .. .	194
Under Schedules .. .. .	188	<b>IMPORTS—</b>	
From Consolidated Revenue .. .. .	189	Duty on .. .. .	148
" Abstract of .. .. .	192	Summary of .. .. .	44
Convict .. .. .	193	Seaward—Articles and Value .. .. .	45
Naval .. .. .	193	Decennial Return (Distinguishing the Countries	
Military .. .. .	193	from whence Imported) .. .. .	93
Volunteer Corps .. .. .	192	Decennial Return—the Produce or Manufacture	
<b>EXPORTS—</b>		of the United Kingdom, &c., &c. .. .. .	94
Summary .. .. .	44	Overland <i>via</i> Albury—Articles and Value .. .. .	106
Seaward—Articles and Value .. .. .	70	<i>via</i> South Australia—Articles and Value .. .. .	108
Decennial Return (Distinguishing Countries to		<i>via</i> Corowa .. .. .	110
which Exported) .. .. .	93	<i>via</i> Moama .. .. .	112
Decennial Return—the Produce or Manufacture		<i>via</i> Swan Hill Crossing .. .. .	115
of the Colony, &c. .. .. .	94	<i>via</i> Euston .. .. .	116
Overland <i>via</i> Albury—Articles and Value .. .. .	107, 109	<i>via</i> Wentworth .. .. .	118
<i>via</i> South Australia—Articles and Value .. .. .	108	Live Stock—Seaward (Decennial Return) .. .. .	96
<i>via</i> Corowa .. .. .	112	Overland .. .. .	108
<i>via</i> Moama .. .. .	114	Butter and Cheese (Decennial Return) .. .. .	95
<i>via</i> Swan Hill Crossing .. .. .	116	Grain, &c. (Ditto) .. .. .	94
<i>via</i> Euston .. .. .	117	Hides and Leather (Ditto) .. .. .	97
<i>via</i> Wentworth .. .. .	119	Salt Meat (Ditto) .. .. .	96
Butter and Cheese (Decennial Return) .. .. .	95	Timber (Ditto) .. .. .	93
Coal (Decennial Return) .. .. .	99	<b>INSOLVENCIES .. .. .</b>	218
Gold (Decennial Return) .. .. .	99	<b>INSOLVENT ESTATES PROCEEDINGS—FEES TAKEN IN .. .. .</b>	169
Gold Dust and Coin, and Countries to which same		<b>INVALIDS.. .. .</b>	5, 6
have been sent .. .. .	100	<b>IRON MINES .. .. .</b>	133
Grain, &c. (Decennial Return) .. .. .	95	<b>LANDS—</b>	
Hides and Leather (Decennial Return) .. .. .	97	Sold .. .. .	226
Live Stock Seaward (Decennial Return) .. .. .	96	Decennial Return .. .. .	228
Overland .. .. .	108	Set apart for public purposes .. .. .	228
Oil, &c., produce of the Fisheries (Decennial Return)		Fees on Grants of.. .. .	162
Salt Meat (Ditto) .. .. .	96	Mortgages on .. .. .	214
Tallow (Ditto) .. .. .	97	Discharges of Mortgages on .. .. .	214
Timber (Ditto) .. .. .	98	Alienated .. .. .	229
Wool (Ditto) .. .. .	97	Unalienated .. .. .	229
<b>FEES—</b>		Average price per acre .. .. .	230
Schedule of, taken in the various Public Offices .. .. .	162	Leased for pastoral purposes .. .. .	231
Supreme Court .. .. .	165	Revenue from, &c. .. .. .	230
Insolvency.. .. .	169		
District Court .. .. .	170		
Coroners .. .. .	170		
Government Printing Office .. .. .	170		
Miscellaneous .. .. .	171		
Under Real Property Act .. .. .	164		

## ALPHABETICAL INDEX TO CONTENTS.

	PAGE.		PAGE.
<b>LARD—</b>		<b>MORTGAGES—</b>	
Made in the Colony .. .. .	128	On Land (Decennial Return) .. .. .	214
Decennial Return.. .. .	129	On Live Stock (Decennial Return) .. .. .	215
<b>LEAD MINES</b> .. .. .	133	Discharges of .. .. .	214, 215
<b>LEATHER—</b>		<b>MUNICIPALITIES—</b>	
Imported (Decennial Return) .. .. .	97	Sydney .. .. .	196
Exported (Decennial Return) .. .. .	97	Other .. .. .	197
<b>LICENSES FOR VARIOUS PURPOSES—FEES ON</b> .. .. .	155	<b>NATIONAL SCHOOLS AND SCHOLARS, &amp;c.</b> .. .. .	17
<b>LIENS ON WOOL</b> .. .. .	215	<b>OIL, &amp;c.—EXPORTED (DECENNIAL RETURN)</b> .. .. .	99
<b>LIVE STOCK—</b>		<b>OPIUM—DUTY ON</b> .. .. .	148
In the Old Settled Counties .. .. .	143	<b>ORPHAN SCHOOLS</b> .. .. .	6, 17
In the Pastoral Districts.. .. .	144	<b>PERFUMED SPIRITS—DUTY ON</b> .. .. .	148
Summary of .. .. .	145	<b>PILOTAGE RATES</b> .. .. .	158
Decennial Return.. .. .	146	<b>POLITICAL FRANCHISE</b> .. .. .	222
Imported—Seaward (Decennial Return) .. .. .	96	<b>POPULATION—IMMIGRATION, &amp;c.—CONTENTS</b> .. .. .	1
Overland .. .. .	108	<b>POPULATION ON 31ST DECEMBER</b> .. .. .	2
Exported—Seaward (Decennial Return) .. .. .	96	DECENNIAL RETURN .. .. .	2
Overland .. .. .	108	<b>POSTAGE</b> .. .. .	161
Slaughtered for Tallow and Lard .. .. .	128	<b>POST OFFICES, AND LETTERS PASSING THROUGH SAME, &amp;c.</b> (DECENNIAL RETURN) .. .. .	182
" (Decennial Return).. .. .	129	<b>PROVISIONS AND CLOTHING—AVERAGE PRICES OF (DECEN-</b> <b>NIAL RETURN)</b> .. .. .	11
Mortgages on (Decennial Return) .. .. .	215	<b>PUBLIC DEBT</b> .. .. .	194
Discharges of Mortgages on .. .. .	215	<b>POUNDKEEPERS' FEES</b> .. .. .	172
Alpacas, Llamas, &c. .. .. .	146	<b>PUBLIC WORKS</b> .. .. .	200
<b>LOANS</b> .. .. .	194	<b>QUARANTINE—EXPENSE ON ACCOUNT OF</b> .. .. .	183
<b>LOCAL REVENUES</b> .. .. .	196	<b>RAGGED SCHOOLS</b> .. .. .	6
<b>LUNATICS</b> .. .. .	5, 6	<b>RAILWAYS—</b>	
<b>MANUFACTORIES, WORKS, &amp;c.</b> .. .. .	123	Traffic .. .. .	180
Decennial Return .. .. .	125	Debentures.. .. .	194
<b>MANUFACTURES—</b>		<b>RATES OF WAGES—AVERAGE (DECENNIAL RETURN)</b> .. .. .	10
Woolens .. .. .	126	<b>REAL PROPERTY ACT—TRANSACTIONS UNDER</b> .. .. .	215
" (Decennial Return) .. .. .	126	<b>RELIGION, EDUCATION, AND CRIME—CONTENTS</b> .. .. .	13
Soap and Candles .. .. .	126	<b>REVENUE AND RECEIPTS—</b>	
" (Decennial Return) .. .. .	127	General Account Current .. .. .	184
Tobacco .. .. .	127	Comparative Statement .. .. .	185
" (Decennial Return) .. .. .	127	Municipalities .. .. .	196
Refined Sugar .. .. .	128	Roads Trusts .. .. .	198
" (Decennial Return) .. .. .	128	<b>ROADS TRUSTS</b> .. .. .	198
Tallow and Lard .. .. .	128	<b>RUM DISTILLED IN THE COLONY</b> .. .. .	129
" (Decennial Return) .. .. .	129	<b>SALT MEAT—</b>	
<b>MARRIAGES—DECENNIAL RETURN</b> .. .. .	3	Imported (Decennial Return) .. .. .	96
<b>MEASURES—</b>		Exported (Ditto) .. .. .	96
In use .. .. .	173	<b>SCHOOLS—</b>	
Comparing and Stamping—Fees .. .. .	171	Receipts and Expenditure on account of .. .. .	17
<b>METEOROLOGY</b> .. .. .	212	Private .. .. .	16
<b>MILLS AND MANUFACTURES—CONTENTS</b> .. .. .	121	Decennial Return .. .. .	17
<b>MILLS—</b>		Sunday .. .. .	15
For Grinding and Dressing Grain .. .. .	122	From 1859 to 1864 .. .. .	16
Decennial Return .. .. .	122	<b>SEWERAGE DEBENTURES</b> .. .. .	194
<b>MILITARY—</b>		<b>SHIPPING—</b>	
Troops in the Colony .. .. .	219	Inwards—Countries whence arrived .. .. .	101
Expenditure—Imperial .. .. .	193	Nationality of.. .. .	102
By the Colony .. .. .	192	At Ports .. .. .	102
<b>MINERS' RIGHTS AND BUSINESS LICENSES ISSUED AT THE</b> <b>GOLD FIELDS</b> .. .. .	218	Decennial Return .. .. .	102
<b>MINES</b> .. .. .	133	<b>MINT, ROYAL BRANCH, SYDNEY—</b>	
<b>MISCELLANEOUS—CONTENTS</b> .. .. .	199	Gold in .. .. .	174
<b>MONEY—</b>		Import of Gold into—Duty on .. .. .	149
Coin and Bullion .. .. .	174	Gold received and issued.. .. .	179
Paper Currency in Circulation .. .. .	175	Charges .. .. .	175
Money Orders .. .. .	181		

## ALPHABETICAL INDEX TO CONTENTS.

	PAGE.		PAGE.
SHIPPING ( <i>continued</i> )—		TIMBER—	
Outwards—Countries to which departed .. ..	103	Imported (Decennial Return) .. ..	98
Nationality of .. ..	104	Exported (Decennial Return) .. ..	98
At Ports .. ..	104	TOBACCO—	
Decennial Return .. ..	104	Duty on .. ..	148
Engaged in the Fisheries .. ..	100	Manufactured .. ..	127
Built and Registered—Number of, Tonnage, and		Decennial Return .. ..	127
Description .. ..	105	TOLLS .. ..	157
Decennial Return .. ..	105	TONNAGE DUTY .. ..	157
<i>Via</i> Murray, Murrumbidgee, and Darling Rivers ..	120	TOWN ALLOTMENTS—(See "LAND SALES") .. ..	226
SHIPPING MASTERS—ENGAGEMENT AND DISCHARGE OF		TRADE AND COMMERCE—CONTENTS .. ..	43
CREWS—CHARGES .. ..	158	TREACLE AND MOLASSES—DUTY ON .. ..	148
SOAP—		TROOPS .. ..	219
Manufactured .. ..	126	UNIVERSITY OF SYDNEY .. ..	17
Decennial Return .. ..	127	VESSELS—(See "SHIPPING") .. ..	101
SPIRITS—		VINEYARDS—(See "AGRICULTURE") .. ..	134
Duty on .. ..	148	VOLUNTEER CORPS AND COMPANIES .. ..	220
Brandy made in the Colony—(See "AGRICULTURE")	134	"  NAVAL BRIGADE .. ..	220
Colonial distilled .. ..	129	"  "  EXPENSE ON ACCOUNT OF .. ..	192
ST. PAUL'S COLLEGE .. ..	17	WAGES AND LABOUR—AVERAGE RATES OF (DECENNIAL	
ST. JOHN'S COLLEGE .. ..	17	RETURN) .. ..	10
STEAM NAVIGATION BOARD—FEES .. ..	158	WAREHOUSES—BONDED—DUTY ON .. ..	149
SUGAR—		WATER WORKS .. ..	209
Duty on .. ..	145	"  DEBENTURES .. ..	194
Manufactured .. ..	128	WEIGHTS IN USE .. ..	173
Decennial Return .. ..	128	"  COMPARING AND STAMPING .. ..	171
SUICIDES—		WEARFARE RATES .. ..	149
In each Month of the Year .. ..	8	WINE—	
From 1860 to 1864 .. ..	8	Duty on .. ..	148
SUNDAY SCHOOLS—		Made in the Colony—(See "AGRICULTURE") .. ..	134
Of each Denomination .. ..	15	WINE, CIDER, AND PERRY—LICENSES .. ..	149
From 1859 to 1864 .. ..	16	WOOL—	
SYDNEY GRAMMAR SCHOOL .. ..	17	Exported (Decennial Return) .. ..	97
SYDNEY FEMALE SCHOOL OF INDUSTRY .. ..	6	Liens on (Decennial Return) .. ..	215
SYDNEY HOUSE OF REFUGE .. ..	6	WOOLLENS—	
SYDNEY SAILORS' HOME .. ..	6	Manufactured .. ..	126
TALLOW—		Decennial Return .. ..	126
Exported (Decennial Return) .. ..	97		
Made in the Colony .. ..	128		
Decennial Return .. ..	129		
TAXES, DUTIES, &c. .. ..	143		
TEA—DUTY ON .. ..	148		
THE HOME .. ..	6		

---

---

**STATISTICAL REGISTER**

OF

**NEW SOUTH WALES,**

**1864.**

---

---





## PART I.

## POPULATION, IMMIGRATION, VITAL STATISTICS, &amp;c.

## CONTENTS.

NUMBER OF RETURN.		PAGE.
1	POPULATION ON 31 DECEMBER ... ..	2
2	" (DECENNIAL RETURN) ... ..	2
3	MARRIAGES (DECENNIAL RETURN) ... ..	3
4	BIRTHS AND DEATHS—FOR EACH QUARTER OF THE YEAR ... ..	3
5	" " (DECENNIAL RETURN) ... ..	3
6	IMMIGRATION (DECENNIAL RETURN) ... ..	4
7	LUNATICS—TARBAN CREEK... ..	5
8	FREE LUNATICS—PARRAMATTA ... ..	5
9	CONVICT LUNATICS AND INVALIDS—PARRAMATTA ... ..	5
10	CHARITABLE INSTITUTIONS ... ..	6
11	CONVICTS IN THE COLONY ... ..	8
12	" FREE BY SERVITUDE, &c. ... ..	8
13	SUICIDES—DISTINGUISHING MODES OF DEATH, &c. ... ..	8
14	" FROM THE YEAR 1860 TO 1864 ... ..	8
15	DISEASES IN OLD ESTABLISHED GAOLS, AND THE PENAL ESTABLISHMENT, COCKATOO ISLAND... ..	9
16	DISEASES IN THE NEWLY ESTABLISHED GAOLS... ..	9
17	" IN THE LOCK-UPS (PROCLAIMED GAOLS) ... ..	9
18	AVERAGE RATES OF WAGES (DECENNIAL RETURN) ... ..	10
19	AVERAGE PRICES OF PROVISIONS AND CLOTHING (DECENNIAL RETURN) ... ..	11

## STATISTICS OF

## POPULATION.

No. 1.—RETURN of the INCREASE and DECREASE of the POPULATION of the Colony, from the 1st of January to the 31st of December, 1864, and of the Total Number on the latter date.

	MALES.	FEMALES.	TOTAL.	GENERAL TOTAL.
<b>IMMIGRATION AND BIRTHS.</b>				
Increase by Immigration .. .. .	<sup>a</sup> 15,384	5,283	20,667	
Births .. .. .	8,792	8,089	16,881	
<b>TOTAL INCREASE</b> .. .. .	<b>24,176</b>	<b>13,372</b>	<b>37,548</b>	<b>37,548</b>
<b>EMIGRATION AND DEATHS.</b>				
Decrease by Departure .. .. .	<sup>b</sup> 13,532	3,866	17,448	
Deaths .. .. .	3,873	2,572	6,445	
<b>TOTAL DECREASE</b> .. .. .	<b>17,455</b>	<b>6,438</b>	<b>23,893</b>	<b>23,893</b>
<b>NET INCREASE</b> .. .. .	<b>6,721</b>	<b>6,934</b>	<b>13,655</b>	<b>13,655</b>
Estimated Population on 31st December, 1863 .. .. .	209,636	169,298	378,934	378,934
Estimated Population on 31st December, 1864 .. .. .	216,357	176,232	392,589	392,589

<sup>a</sup> Includes 84 Chinese.

<sup>b</sup> Includes 1,044 Chinese.

N.B.—There is no means of ascertaining the overland migration between New South Wales and the neighbouring Colonies.

## No. 2.—DECENNIAL RETURN of the POPULATION of the Colony.

YEAR.	ESTIMATED POPULATION ON 31ST DECEMBER.			YEAR.	ESTIMATED POPULATION ON 31ST DECEMBER.		
	Males.	Females.	Total.		Males.	Females.	Total.
1855	153,523	119,056	277,579	1860	199,426	149,120	348,546
1856	161,882	124,991	286,873	1861	202,099	156,179	358,278
1857	171,673	133,814	305,487	1862	205,531	161,964	367,495
1858	199,537	142,525	342,062	1863	209,636	169,298	378,934
1859 <sup>a</sup>	196,126	140,446	336,572	1864	216,357	176,232	392,589

<sup>a</sup> The separation of Queensland from New South Wales took place on the 1st December in this year.

## NEW SOUTH WALES—1864.

3

## MARRIAGES.

No. 3.—DECENNIAL RETURN of the Number of MARRIAGES registered in the Colony.

DENOMINATION.	1855.	1856.	1857.	1858.	1859.	1860.	1861.	1862.	1863.	1864.
	No.	No.	No.	No.	No.	No.	No.	No.	No.	No.
Church of England .. .. .	1,119	1,109	1,045	1,006	1,074	879	1,021	921	842	868
Roman Catholic .. .. .	805	732	854	804	820	714	783	824	836	945
Presbyterian .. .. .	638	595	664	771	889	877	814	962	966	945
Wesleyan Methodist .. .. .	135	167	153	176	212	192	244	219	234	278
Primitive Methodist .. .. .	....	9	9	14	19	36	49	71	55	60
Independent .. .. .	46	52	43	57	75	41	62	69	100	95
Baptist .. .. .	9	15	22	21	21	9	22	22	41	28
Unitarian .. .. .	4	3	4	5	3	3	4	2	4	1
German Lutheran .. .. .	....	1	4	10	11	....	....	....	....	....
Jews' Synagogue .. .. .	9	21	7	9	11	10	8	12	14	10
Christian Israelite .. .. .	....	....	2	1	....	3	2	....	1	....
Latter Day Saints .. .. .	....	....	1	....	....	....	....	....	1	....
Free Church of England .. .. .	....	....	....	....	....	....	....	....	....	5
Registrars' Offices .. .. .	....	74	94	118	160	181	213	224	220	245
TOTALS .. .. .	2,765	2,778	2,902	2,992	3,295	2,945	3,222	3,326	3,314	3,480

## BIRTHS AND DEATHS.

No. 4.—RETURN of the Number of BIRTHS and DEATHS of both Sexes, registered in the Colony during each Quarter of the Year 1864.

QUARTER ENDING—	BIRTHS.			QUARTER ENDING—	DEATHS.		
	Males.	Females.	TOTAL.		Males.	Females.	TOTAL.
31 March .....	2,041	1,856	3,897	31 March .....	1,050	648	1,698
30 June .....	2,188	2,046	4,234	30 June .....	1,013	686	1,699
30 September .....	2,292	2,149	4,441	30 September .....	864	617	1,481
31 December .....	2,271	2,038	4,309	31 December .....	946	621	1,567
TOTAL .....	8,792	8,089	16,881	TOTAL .....	3,873	2,572	6,445

No. 5.—DECENNIAL RETURN of BIRTHS and DEATHS registered in the Colony.

YEAR.	BIRTHS.			YEAR.	DEATHS.		
	Males.	Females.	TOTAL.		Males.	Females.	TOTAL.
1855	5,192	5,152	10,344	1855	2,370	1,652	4,022
1856	5,093	5,004	10,097	1856	2,524	1,679	4,203
1857	6,266	6,235	12,501	1857	2,998	1,848	4,846
1858	7,126	6,676	13,802	1858	3,644	2,239	5,883
1859	7,400	7,015	14,415	1859	3,494	2,143	5,642
1860	7,214	7,019	14,233	1860	3,914	2,648	6,562
1861	7,503	7,173	14,681	1861	3,302	2,041	5,343
1862	7,946	7,488	15,434	1862	3,905	2,619	6,524
1863	8,035	7,644	15,679	1863	4,026	2,626	6,653 <sup>a</sup>
1864	8,792	8,089	16,881	1864	3,873	2,572	6,445

<sup>a</sup> One, sex unknown (a mutilated body).

## IMMIGRATION.

**No. 6.—DECENNIAL RETURN of the Number of IMMIGRANTS who arrived in the Colony.**

YEAR.	IMMIGRANTS AT THE PUBLIC EXPENSE.							IMMIGRANTS AT THEIR OWN EXPENSE.						TOTAL NUMBER OF IMMIGRANTS ARRIVED.					RELIGION OF IMMIGRANTS AT THE PUBLIC EXPENSE.			NATIVE COUNTRIES OF IMMIGRANTS AT THE PUBLIC EXPENSE.				
	ADULTS.			CHILDREN.			TOTAL.	ADULTS.			CHILDREN.			TOTAL.	ADULTS.			CHILDREN.	GENERAL TOTAL.	Protestants.	Roman Catholics.	Other Religions.	England and Wales.	Scotland.	Ireland.	Other Countries.
	Male.	Female.	Total.	Male.	Female.	Total.		Male.	Female.	Total.	Male.	Female.	Total.		Male.	Female.	Total.									
1855	5,441	5,489	10,930	1,837	1,800	3,637	14,567	1,309	891	2,200	448	468	916	3,116	6,750	6,380	13,130	4,553	17,683	10,326	4,240	1	7,492	1,815	5,218	42
1856	2,834	2,771	5,655	785	770	1,555	7,210	2,807	2,888	5,695	1,660	1,436	3,096	8,791	5,691	5,659	11,350	4,651	16,001	4,933	2,274	3	3,604	601	2,976	29
1857	4,415	3,587	3,002	1,128	1,075	2,203	10,205	4,123	825	4,948	219	206	425	5,373	8,538	4,412	12,950	2,628	15,578	8,356	1,847	2	7,140	969	2,067	29
1858	2,860	2,733	5,593	641	682	1,323	6,916	11,558 <sup>a</sup>	4,136	15,694	1,045	1,084	2,129	17,823	14,418	6,869	21,287	3,452	24,739	4,508	2,387	21	3,698	604	2,577	37
1859	2,122	2,099	4,221	467	426	893	5,114	5,047	1,420	6,467	541	352	893	7,360	7,169	3,519	10,688	1,786	12,474 <sup>b</sup>	2,614	2,499	1	1,763	517	2,819	25
1860	1,351	1,235	2,586	245	253	503	3,089	9,739	2,110	11,849	670	465	1,135	12,984	11,090	3,345	14,435	1,633	16,073 <sup>c</sup>	1,525	1,564	..	966	311	1,780	32
1861	794	595	1,389	101	99	200	1,589	6,467	1,885	8,352	516	390	906	9,258	7,261	2,480	9,741	1,106	10,847 <sup>d</sup>	513	1,076	..	259	88	1,240	2
1862	1,172	1,047	2,219	214	198	412	2,631	8,117	2,157	10,274	698	572	1,270	11,544	9,289	3,204	12,493	1,682	14,175 <sup>e</sup>	962	1,664	5	557	165	1,898	11
1863	1,966	1,872	3,838	391	404	795	4,633	495	306	801	103	99	202	1,003	2,461	2,178	4,639	997	5,636	1,879	2,751	..	1,028	295	3,275	35
1864	1,701	1,672	3,373	289	315	604	3,977	728	294	1,022	93	84	177	1,199	2,429	1,966	4,395	731	5,176	1,616	2,354	7	732	275	2,951	19

<sup>a</sup> In this number is included Immigrants from the adjacent Colonies and Port Curtis.

<sup>b</sup> Exclusive of 6,958 Chinese Immigrants.

<sup>c</sup> Exclusive of 3,022 Chinese Immigrants, and inclusive of 956 Immigrants who arrived at Moreton Bay, prior to separation.

<sup>d</sup> Exclusive of 2,574 Chinese Immigrants.

<sup>e</sup> Exclusive of 1,030 Chinese Immigrants.

N.B.—1863 and 1864 :—The figures in the columns for these years represent Immigrants from the "United Kingdom" only.

NOTE.—1864 :—The total number of persons arriving in the Colony was 20,637 (vide Table 1, page 2). This number includes *intercolonial* as well as *foreign* arrivals.

NEW SOUTH WALES—1864.

LUNATICS—TARBAN CREEK, SYDNEY.

No. 7.—RETURN of the Number of PATIENTS in the LUNATIC ASYLUM, TARBAN CREEK, during the Year 1864.

In the Asylum on 31 December, 1863.			Admitted during the Year 1864.		Discharged during the Year 1864.				Absconded during the Year 1864.				Died during the Year 1864.		Remaining in the Establishment on 31 December, 1864.					
Male.	Female.	Total.	Male.	Female.	Cured.		Improved.		Retaken.		Not Retaken.		Male.	Female.	Supposed Curable.		Supposed Incurable.		Total.	
					Male.	Female.	Male.	Female.	Male.	Female.	Male.	Female.			Male.	Female.	Male.	Female.	Male.	Female.
270	152	422	120	79	56 <sup>a</sup>	30 <sup>a</sup>	7	10	..	..	..	..	28	6	154	110	139	66	293	176

<sup>a</sup> Transferred to the Parramatta Lunatic Asylum.

FREE LUNATICS, PARRAMATTA.

No. 8.—RETURN of the Number of PATIENTS in the LUNATIC ASYLUM, PARRAMATTA, during the Year 1864.

In the Asylum on 31 December, 1863.			Admitted during the Year 1864.		Discharged during the Year 1864.				Absconded during the Year 1864.				Died during the Year 1864.		Remaining in the Establishment on 31 December, 1864.						
	Male.	Female.	Total.	Male.	Female.	Cured.		Improved.		Retaken.		Not Retaken.		Male.	Female.	Supposed Curable.		Supposed Incurable.		Total.	
						Male.	Female.	Male.	Female.	Male.	Female.	Male.	Female.			Male.	Female.	Male.	Female.	Male.	Female.
Lunatics..	218	180	398	26 <sup>a</sup>	16 <sup>b</sup>	9	2	2	..	..	..	..	11	15	19	7	203	172	222	179	
Invalids..	2	8	10	1	3	..	2	..	..	..	..	..	..	1	..	5	3	3	3	8	
TOTAL..	220	188	408	27	19	9	4	2	..	..	..	..	11	16	19	12	206	175	225	187	

<sup>a</sup> Of this number, six patients were received from the Asylum at Tarban Creek.

<sup>b</sup> Of this number, nine patients were received from the Asylum at Tarban Creek.

CONVICT LUNATICS AND INVALIDS, PARRAMATTA.

No. 9.—RETURN of the Number of PATIENTS in the CONVICT LUNATIC AND INVALID ESTABLISHMENT, PARRAMATTA, during the Year 1864.

In the Establishment on 31 December, 1863.			Admitted during the Year 1864.		Discharged during the Year 1864.				Absconded during the Year 1864.				Died during the Year 1864.		Remaining in the Establishment on 31 December, 1864.						
	Male.	Female.	Total.	Male.	Female.	Cured.		Improved.		Retaken.		Not Retaken.		Male.	Female.	Curable.		Incurable.		Total.	
						Male.	Female.	Male.	Female.	Male.	Female.	Male.	Female.			Male.	Female.	Male.	Female.	Male.	Female.
Lunatics..	65	7	72	..	..	..	..	..	..	..	..	..	..	..	..	..	65	7	65	7	
Invalids..	26	2	28	11	..	..	..	1	..	3	..	1	..	3	..	..	29	2	29	2	
TOTAL..	91	9	100	11	..	..	..	1	..	3	..	1	..	3	..	..	94	9	94	9	

## STATISTICS OF

## CHARITABLE

No. 10.—RETURN of the Number of CHARITABLE INSTITUTIONS in the Colony, during the Year 1864, shewing

INSTITUTION.	IN THE ESTABLISHMENT ON 31 DECEMBER, 1863.			ADMITTED DURING THE YEAR 1864.			DISCHARGED DURING THE YEAR 1864.		
	Male.	Female.	Total.	Male.	Female.	Total.	Male.	Female.	Total.
<b>HOSPITALS.</b>									
Sydney Infirmary and Dispensary .. .. .	131	36	167	934	393	1,327	795	341	1,136
(Children) .. .. .	8	5	13	20	35	55	20	25	45
St. Vincent's Hospital .. .. .	10	10	20	70	80	150	71	75	146
Parramatta .. .. .	4	4	8	52	14	66	45	14	59
Windsor (and Asylum) .. .. .	42	13	55	63	16	79	48	14	62
Goulburn .. .. .	6	1	7	72	11	83	52	10	62
Yass (No return) .. .. .	..	..	..	..	..	..	..	..	..
Bathurst .. .. .	13	4	17	149	20	169	122	18	140
Mudgee .. .. .	7	..	7	104	3	107	80	1	81
Newcastle .. .. .	4	..	4	64	3	67	58	2	60
Port Macquarie .. .. .	1	..	1	11	2	13	10	2	12
Maitland .. .. .	23	8	31	219	60	279	198	55	253
Tamworth .. .. .	7	..	7	70	1	71	60	..	60
Armidale and New England .. .. .	9	..	9	75	1	76	61	1	62
Albury .. .. .	8	..	8	70	11	81	67	10	77
Sofala .. .. .	2	..	2	13	..	13	10	..	10
Gundagai .. .. .	3	..	3	33	6	39	33	4	37
Wagga Wagga .. .. .	10	..	10	76	8	84	68	7	75
Murrurundi .. .. .	..	4	4	13	..	13	6	3	9
Carcoar .. .. .	14	..	14	59	4	63	50	4	54
Braidwood .. .. .	5	..	5	42	10	52	40	7	47
Port Stephens .. .. .	1	..	1	..	..	..	1	..	1
Wellington .. .. .	2	..	2	41	4	45	38	1	39
Kiandra .. .. .	3	..	3	40	..	40	40	..	40
Deniliquin .. .. .	14	..	14	66	2	68	56	..	56
Forbes (Closed) .. .. .	..	..	..	..	..	..	..	..	..
Muswellbrook (Opened, 1st July) .. .. .	..	..	..	11	5	16	8	5	13
Grafton .. .. .	4	..	4	33	8	41	33	5	38
Adelong .. .. .	2	..	2	13	..	13	11	..	11
Tenterfield (Not yet opened) .. .. .	..	..	..	..	..	..	..	..	..
Young .. .. .	14	..	14	86	..	86	79	..	79
Wentworth .. .. .	..	..	..	..	..	..	..	..	..
Wollongong (Opened, 24th October) .. .. .	..	..	..	5	1	6	1	1	2
Narrabri .. .. .	..	..	..	..	..	..	..	..	..
Bourke .. .. .	..	..	..	..	..	..	..	..	..
Queanbeyan .. .. .	4	1	5	4	..	4	4	1	5
Warialda .. .. .	..	..	..	..	..	..	..	..	..
Tambaroora .. .. .	1	..	1	2	..	2	3	..	3
	352	82	434	2,510	698	3,208	2,168	606	2,774
<b>BENEVOLENT ASYLUMS.</b>									
Sydney .. .. .	5	53	58	..	167	167	1	167	168
(Children) .. .. .	..	..	148	..	..	348	..	..	258
Penrith (Hospital also) .. .. .	4	2	6	30	7	37	25	3	28
Scone .. .. .	3	..	3	1	..	1	..	..	..
Singleton .. .. .	11	2	13	58	11	69	52	11	63
Cooma (No return) .. .. .	..	..	..	..	..	..	..	..	..
Government Asylums { Hyde Park .. .. .	..	144	144	..	220	220	..	176	176
{ Parramatta .. .. .	202	..	202	233	..	233	192	..	192
{ Liverpool .. .. .	280	..	280	504	..	504	382	..	382
	..	..	854	..	..	1,579	..	..	1,267
<b>ORPHAN SCHOOLS, &amp;C.</b>									
Protestant Orphan School (Average for the year) .. .. .	134	72	206	..	..	..	..	..	..
Roman Catholic Orphan School (Ditto) .. .. .	130	100	230	..	..	..	..	..	..
(Sussex-street, Sydney) .. .. .	100	73	173	124	98	222	93	90	183
Ragged Schools { Globe-street .. .. .	34	27	61	40	36	76	18	19	37
{ The Glebe .. .. .	59	57	116	36	39	75	31	40	71
	457	329	786	200	173	373	142	149	291
<b>INVALID ESTABLISHMENTS.</b>									
Tarban .. .. .	270	152	422	120	79	199	63	40	103
Parramatta { Free Lunatics .. .. .	220	188	408	27	19	46	11	4	15
{ Convict Lunatics and Invalids .. .. .	91	9	100	11	..	11	1	..	1
	531	349	930	158	98	256	75	44	119
<b>MISCELLANEOUS.</b>									
Asylum for Destitute Children (No return) .. .. .	..	..	..	..	..	..	..	..	..
Home Institution .. .. .	..	7	7	..	172	172	..	170	170
Sydney Female School of Industry .. .. .	1	51	52	..	4	4	..	4	4
Sydney House of Refuge (No return) .. .. .	..	..	..	..	..	..	..	..	..
House of the Good Shepherd .. .. .	..	85	85	..	132	132	..	124	124
Sydney Sailors' Home (Not yet opened) .. .. .	..	..	..	..	..	..	..	..	..
Deaf and Dumb Institution .. .. .	5	6	11	..	1	1	2	1	3
	6	149	155	..	309	309	2	299	301

\* Of this amount, £500 on building account.

† Of this amount, £427 5s. on building account.

‡ The return is only an approximate one.

NEW SOUTH WALES—1864.

INSTITUTIONS.

the Number of Patients Admitted, Discharged, Died, &c., during the same period; also, how supported.

DIED DURING THE YEAR 1864.			REMAINING IN THE ESTABLISHMENT ON 31 DECEMBER, 1864.			PAUPERS RECEIVING OUT-DOOR RELIEF DURING THE YEAR 1864.			RECEIPTS DURING THE YEAR 1864.			DISBURSEMENTS DURING THE YEAR 1864.								
Male.	Female.	Total.	Male.	Female.	Total.	Male.	Female.	Total.	From Government.			From Voluntary Contributions.		Total.		Total.				
									£	s.	d.	£	s.	d.	£	s.	d.	£	s.	d.
130	43	173	140	45	185	1,743	796	2,539	7,123	3	8	2,775	12	9	9,898	16	5	8,657	4	4
1	1	2	7	14	21	..	..	..	..	..	..	428	10	6	428	10	6	489	6	6
3	7	10	6	8	14	..	..	450	..	..	..	226	9	0	452	18	0	355	17	7
8	..	8	3	..	3	..	..	..	226	9	0	226	9	0	937	3	9	1,229	12	3
13	3	16	44	12	56	10	8	18	578	11	0	937	3	9	1,515	14	9	1,229	12	3
17	2	19	9	..	9	17	8	25	442	9	8	284	10	7	727	0	3	704	19	8
..	..	..	..	..	..	..	..	..	..	..	..	..	..	..	..	..	..	..	..	..
24	4	28	16	2	18	..	..	..	496	0	3	472	2	1	968	2	4	906	12	1
20	2	22	11	..	11	6	..	6	371	16	3	207	12	9	579	9	0	517	0	6
2	1	3	8	..	8	..	..	..	245	14	8	243	18	0	489	12	8	400	9	6
2	..	2	..	..	..	..	..	..	65	0	6	78	15	2	143	15	8	185	8	10½
15	6	21	29	7	36	22	15	37	287	6	9	584	15	2	872	1	11	1,662	2	2
9	..	9	8	1	9	1	1	2	732	18	8	172	5	8	905	4	4	549	12	11
12	..	12	11	..	11	..	..	..	579	14	3	219	1	4	798	15	7	722	13	10
6	1	7	5	..	5	21	15	36	580	19	8	102	3	11	683	3	7	814	6	5
4	..	4	1	..	1	1	2	3	132	1	6	100	19	6	233	1	0	250	14	4
2	1	3	1	1	2	2	1	3	178	8	10	42	0	0	220	8	10	594	2	7
10	1	11	8	..	8	18	2	20	750	0	0	343	15	6	1,093	15	6	992	15	9
3	1	4	4	..	4	12	2	14	119	6	6	70	2	0	189	8	6	205	18	0
10	..	10	13	..	13	24	2	26	435	1	9	123	14	6	553	16	3	540	0	0
4	3	7	3	..	3	..	..	..	220	15	0	138	15	6	359	10	6	338	7	1½
..	..	..	..	..	..	..	..	..	14	3	2	5	0	0	19	3	2	50	4	5
2	2	4	3	1	4	..	..	..	133	1	6	134	2	1	267	3	7	333	12	6
1	..	1	2	..	2	40	..	40	51	12	0	51	12	0	103	4	0	55	14	8
12	1	13	12	1	13	33	1	34	766	8	5½	481	8	5	1,247	16	10½	1,244	12	7
..	..	..	..	..	..	..	..	..	..	..	..	..	..	..	..	..	..	..	..	..
1	..	1	2	..	2	2	1	3	166	5	10	166	5	10	332	11	8	266	15	3
3	..	3	1	3	4	..	..	..	350	0	0	257	2	11	607	2	11	559	16	11
2	..	2	2	..	2	..	..	..	219	17	7	73	14	6	298	12	1	368	11	0
..	..	..	..	..	..	..	..	..	..	..	..	..	..	..	..	..	..	..	..	..
13	..	13	8	..	8	101	..	101	416	7	10	329	18	5½	746	6	3½	973	10	5
..	..	..	4	..	4	..	..	..	68	7	2	105	0	9	173	7	11	131	4	4
..	..	..	..	..	..	..	..	..	..	..	..	..	..	..	..	..	..	369	10	0
..	..	..	..	..	..	..	..	..	..	..	..	..	..	..	..	..	..	..	..	..
2	..	2	2	..	2	..	..	..	105	10	7	40	10	0	146	0	7	175	7	0
..	..	..	..	..	..	..	..	..	1	15	0	..	..	..	1	15	0	..	..	..
..	..	..	..	..	..	..	..	..	16	1	6	..	..	..	16	1	6	20	16	0
331	79	410	363	95	458	..	..	3,357	15,875	8	6½	9,202	2	7½	25,077	11	2	24,666	19	6
..	2	2	4	51	55	..	..	1,650	2,728	0	0	615	14	10	3,343	14	10	4,956	10	7
..	..	46	..	..	192	..	..	..	..	..	..	..	..	..	..	..	..	..	..	..
5	4	9	4	2	6	14	9	23	184	9	4	184	9	4	368	18	8	305	0	6
..	..	..	4	..	4	4	..	4	46	10	7	69	2	10	115	13	5	102	7	6
6	..	6	11	2	13	9	9	18	419	8	8	253	18	4	673	7	0	626	9	5
..	..	..	..	..	..	..	..	..	..	..	..	..	..	..	..	..	..	..	..	..
..	33	33	..	155	155	..	..	..	2,207	8	8	..	..	..	2,207	8	8	2,207	8	8
31	..	31	212	..	212	..	..	..	2,915	6	4	..	..	..	2,915	6	4	2,915	6	4
73	..	73	329	..	329	..	..	..	4,041	1	11	..	..	..	4,041	1	11	4,041	1	11
..	..	200	..	..	966	..	..	1,717	12,542	5	6	1,123	5	4	13,665	10	10	15,154	4	11
..	..	..	134	81	215	..	..	..	2,835	7	9	..	..	..	2,835	7	9	2,835	7	9
..	..	..	137	108	245	..	..	..	3,565	15	2	..	..	..	3,565	15	2	3,565	15	2
1	..	1	130	81	211	..	..	..	..	..	..	..	..	..	..	..	..	..	..	..
..	..	..	56	44	100	..	..	..	..	..	..	712	5	2	712	5	2	702	9	7
..	..	..	64	56	120	..	..	..	..	..	..	..	..	..	..	..	..	..	..	..
1	..	1	521	370	891	..	..	..	6,401	2	11	712	5	2	7,113	8	1	7,103	12	6
28	6	34	293	176	469	..	..	..	9,910	6	11	..	..	..	9,910	6	11	9,910	6	11
11	16	27	225	187	412	..	..	..	9,854	6	10	..	..	..	9,854	6	10	9,854	6	10
3	..	3	94	9	103	..	..	..	..	..	..	..	..	..	..	..	..	..	..	..
42	22	64	612	372	984	..	..	..	19,764	13	9	..	..	..	19,764	13	9	19,764	13	9
..	..	..	..	9	9	..	..	..	..	..	..	449	0	4	449	0	4	401	4	1
..	..	..	1	51	52	..	..	..	..	..	..	537	19	7	537	19	7	703	6	0
..	..	..	..	..	..	..	..	..	..	..	..	..	..	..	..	..	..	..	..	..
..	2	2	..	91	91	..	..	..	..	..	..	796	0	1½	796	0	1½	1,133	18	2½
..	..	..	3	6	9	..	..	..	211	11	0	540	9	0	752	0	0	749	11	5
..	2	2	4	157	161	..	..	..	211	11	0	2,323	9	0½	2,535	0	0½	2,987	19	8½

a 350 families, equal to this number. e Children. f Of this amount, £485 1s. 7½d. work done by the Institution.



## STATISTICS OF

## CONVICTS, &amp;c.

## BRITISH AND COLONIAL CONVICTS.

No. 11.—RETURN of the Total Number of CONVICTS in the Colony, on the 31st of December, 1864, shewing their Distribution.

BRITISH CONVICTS.									COLONIAL CONVICTS.						
INVALID AND LUNATIC ESTABLISHMENT, PARRAMATTA.				COCKATOO ISLAND		In Gaols.	Holding Tickets-of-leave.	Total number of British Convicts.	COCKATOO ISLAND.			In Gaols, in Hospitals, or at large.	Holding Tickets-of-leave.	Total number of Colonial Convicts.	GENERAL TOTAL.
Invalids.		Lunatics.		Under sentence to irons or upon the roads.	Under orders of detention.				Arrived free, or born in the Colony.	Exiles.	Free by servitude in the Colony.				
Males.	Females.	Males.	Females.			.....	.....	.....				30	133	139	6
29	2	65	7	.....	.....	.....	30	133	139	6	28	300	75	548	681

No. 12.—RETURN of the Number of CONVICTS Free by Servitude, Absolutely and Conditionally Pardoned, during the Years 1863 and 1864.

YEARS.	FREE BY SERVITUDE.			ABSOLUTELY PARDONED.			CONDITIONALLY PARDONED.		
	Male.	Female.	Total.	Male.	Female.	Total.	Male.	Female.	Total.
1863 .....	.....	.....	.....	1	.....	1	2	.....	2
1864 .....	5	.....	5	.....	.....	.....	.....	.....	.....

## SUICIDES.

No. 13.—RETURN of the Number of SUICIDES in the Colony, during the Year 1864, distinguishing the Modes of Death, and the Number in each Month.

MONTHS.	MODES OF DEATH.														TOTAL.		
	DROWNING.		HANGING.		SHOOTING.		CUTTING THROAT.		HEMORRHAGE FROM WOUNDING, &c.		POISON.		JUMPING FROM A WINDOW.		M.	F.	TOTAL.
	M.	F.	M.	F.	M.	F.	M.	F.	M.	F.	M.	F.					
January .....	..	1	2	..	..	..	..	..	..	..	1	..	..	..	3	1	4
February .....	1	..	..	..	..	..	..	..	1	..	..	..	1	..	2	1	3
March .....	..	1	1	..	..	..	2	..	..	..	1	2	..	..	4	3	7
April .....	..	..	1	..	4	..	..	..	..	..	1	..	..	..	6	..	6
May .....	2	..	..	..	..	..	1	..	..	..	..	..	..	..	3	..	3
June .....	1	..	2	..	..	..	1	..	1	..	..	..	..	..	5	..	5
July .....	..	..	..	..	2	..	..	1	..	..	..	..	..	..	2	1	3
August .....	..	1	..	..	..	..	..	..	..	..	1	..	..	..	1	1	2
September .....	..	..	..	..	..	..	..	..	1	..	2	..	..	..	3	..	3
October .....	1	..	..	..	..	..	1	..	..	..	..	..	..	..	2	..	2
November .....	..	1	..	1	..	..	1	..	..	..	1	..	..	..	2	2	4
December .....	..	..	1	..	1	..	1	..	..	..	..	..	..	..	3	..	3
TOTAL .....	5	4	7	1	7	..	7	1	3	..	7	2	..	1	36	9	45

No. 14.—RETURN of the Number of SUICIDES in the Years 1860, 1861, 1862, 1863, and 1864.

YEAR.	MODES OF DEATH.														TOTAL.		
	DROWNING.		HANGING.		SHOOTING.		CUTTING THROAT.		HEMORRHAGE FROM WOUNDING, &c.		POISON.		JUMPING FROM A WINDOW.		M.	F.	TOTAL.
	M.	F.	M.	F.	M.	F.	M.	F.	M.	F.	M.	F.					
1860 .....	2	2	3	..	4	..	8	1	1	..	4	4	..	..	22	7	29
1861 .....	2	3	6	..	15	..	5	..	..	1	9	4	..	..	37	8	45
1862 .....	5	..	10	4	4	..	7	..	..	1	1	5	..	..	27	10	37
1863 .....	3	1	10	2	3	..	10	..	2	..	6	3	..	..	34	6	40
1864 .....	5	4	7	1	7	..	7	1	3	..	7	2	..	1	36	9	45

NEW SOUTH WALES—1864.

DISEASES.

No. 15.—RETURN of DISEASES that have been most prevalent in the OLD ESTABLISHED GAOLS, and the PENAL ESTABLISHMENT, COCKATOO ISLAND, during the Year 1864.

GAOLS, &c.	Brain and Nerves.	Circulatory Organs.	Respiratory Organs.	Alimentary Canal.	Urinary Organs.	Hepatic.	Eyes.	Skin.	Cellular Texture.	Children.	Fevers.	Rheumatic.	Dropsy.	Veneral.	Scorbutic.	Uterine Organs.	Ulcers.	Pregnancy and Parturition.	Wounds and Accidents.	Cancer.	Hernia.	All other.	Total Number of Cases treated.	Greatest Number of Cases treated at any one time.
	No.	No.	No.	No.	No.	No.	No.	No.	No.	No.	No.	No.	No.	No.	No.	No.	No.	No.	No.	No.	No.	No.	No.	No.
Darlinghurst, Sydney	219	4	185	1,401	55	58	59	141	7	48	39	188	2	169	...	2	179	8	182	...	3	21	2,970	59
Parramatta	98	97	268	599	61	127	45	37	3	2	...	161	4	73	14	...	31	27	4	...	...	14	1,659	38
Goulburn	39	2	21	30	3	...	2	6	3	2	...	...	...	2	...	...	6	2	2	...	...	...	132	22
Bathurst	65	...	53	176	5	...	6	11	1	...	...	22	...	4	...	3	5	12	...	...	...	2	365	12
Maitland	36	9	7	7	7	6	22	21	...	30	2	67	3	14	...	6	20	3	46	1	...	231 <sup>b</sup>	538	24
Penal Establishment, Cockatoo Island	13	7	104	229	6	11	8	1	7	...	10	40	...	4	...	...	...	46	...	...	2	50	538	36
<b>TOTALS</b>	<b>465</b>	<b>119</b>	<b>688</b>	<b>2,442</b>	<b>137</b>	<b>202</b>	<b>142</b>	<b>217</b>	<b>21</b>	<b>82</b>	<b>51</b>	<b>486</b>	<b>9</b>	<b>266</b>	<b>14</b>	<b>13</b>	<b>241</b>	<b>13</b>	<b>317</b>	<b>4</b>	<b>5</b>	<b>318</b>	<b>6,202</b>	<b>191</b>

<sup>a</sup> Influenza.

<sup>b</sup> Includes 68 cases Influenza.

No. 16.—RETURN of DISEASES that have been most prevalent in the NEWLY ESTABLISHED GAOLS, during the Year 1864.

GAOLS, &c.	Brain and Nerves.	Circulatory Organs.	Respiratory Organs.	Alimentary Canal.	Urinary Organs.	Hepatic.	Eyes.	Skin.	Cellular Texture.	Children.	Fevers.	Rheumatic.	Dropsy.	Veneral.	Scorbutic.	Uterine Organs.	Ulcers.	Pregnancy and Parturition.	Wounds and Accidents.	Cancer.	Hernia.	All other.	Total Number of Cases treated.	Greatest Number of Cases treated at any one time.
	No.	No.	No.	No.	No.	No.	No.	No.	No.	No.	No.	No.	No.	No.	No.	No.	No.	No.	No.	No.	No.	No.	No.	No.
Albury	36	...	...	20	11	...	14	...	...	1	...	56	...	...	10	...	...	...	...	...	...	...	148	4
Armidale	10	1	...	12	1	...	1	...	...	...	...	1	...	1	...	...	...	...	...	...	...	...	40	5
Berrima	12	16	16	14	13	11	9	12	3	...	13	15	...	4	...	...	...	...	...	...	...	...	162	30
Braidwood	10	2	...	10	1	...	1	...	...	1	...	1	...	...	...	1	...	...	...	...	...	...	54	6
Eden	1	...	...	...	...	...	...	...	...	...	...	...	...	...	...	...	...	...	...	...	...	...	...	...
Grafton	1	...	...	...	...	...	...	...	...	...	...	...	...	...	...	...	...	...	...	...	...	...	...	...
Mudgee	16	...	...	62	1	...	1	3	2	...	...	6	...	...	...	...	5	...	...	...	...	...	106	1
Wagga Wagga	4	...	...	2	1	...	2	...	1	...	...	2	...	...	...	...	...	...	...	...	...	...	13	3
Wollongong	4	...	...	11	...	...	...	...	...	...	3	2	...	...	...	1	...	...	...	...	...	...	23	4
Yass	2	...	...	18	...	5	...	1	...	...	...	2	...	...	...	...	4	...	...	...	1	...	41	3
<b>TOTALS</b>	<b>96</b>	<b>19</b>	<b>73</b>	<b>130</b>	<b>27</b>	<b>18</b>	<b>28</b>	<b>21</b>	<b>20</b>	<b>2</b>	<b>17</b>	<b>87</b>	<b>4</b>	<b>10</b>	<b>14</b>	<b>2</b>	<b>15</b>	<b>1</b>	<b>18</b>	<b>1</b>	<b>1</b>	<b>1</b>	<b>604</b>	<b>64</b>

No. 17.—RETURN of DISEASES that have been most prevalent in the LOCK-UPS (proclaimed Gaols), during the Year 1864.

LOCK-UPS. (PROCLAIMED GAOLS.)	Brain and Nerves.	Circulatory Organs.	Respiratory Organs.	Alimentary Canal.	Urinary Organs.	Hepatic.	Eyes.	Skin.	Cellular Texture.	Children.	Fevers.	Rheumatic.	Dropsy.	Veneral.	Scorbutic.	Uterine Organs.	Ulcers.	Pregnancy and Parturition.	Wounds and Accidents.	Cancer.	Hernia.	All other.	Total Number of Cases treated.	Greatest Number of Cases treated at any one time.
	No.	No.	No.	No.	No.	No.	No.	No.	No.	No.	No.	No.	No.	No.	No.	No.	No.	No.	No.	No.	No.	No.	No.	No.
Camden	...	...	...	1	...	...	...	...	...	...	...	...	...	...	...	...	...	...	...	...	...	...	1	1
Campbelltown	...	...	...	...	...	...	1	...	...	...	...	...	...	...	...	...	...	...	...	...	...	...	1	1
aCooma	4	1	1	...	...	4	4	...	...	...	...	...	...	...	...	...	...	...	...	...	...	...	19	3
Deniliquin	11	3	7	4	1	3	3	3	4	...	2	2	...	1	1	...	3	...	...	...	...	...	52	3
Dubbo	2	...	2	...	...	...	...	...	...	...	...	...	...	1	...	...	...	...	...	...	...	...	...	2
Gundagai	...	...	...	1	...	...	...	1	...	...	...	1	...	...	...	...	...	...	...	...	...	...	...	1
Hartley	1	...	...	...	...	...	...	...	...	...	...	...	...	...	...	...	...	...	...	...	...	...	...	1
Murrurundi	...	...	...	1	...	...	...	...	...	...	...	...	...	...	...	1	1	1	1	...	...	...	...	1
Muswellbrook	1	...	...	...	...	...	...	...	...	...	...	...	...	...	...	...	...	...	...	...	...	...	1	1
Orange	2	1	2	3	2	1	...	1	...	2	1	3	1	2	...	1	3	...	...	...	...	...	27	3
Paterson	...	...	...	...	...	...	...	...	...	...	...	...	...	...	...	...	...	...	...	...	...	...	1	1
Penrith	...	...	...	...	...	...	...	...	...	...	...	...	...	...	...	...	...	...	...	...	...	...	...	...
Port Macquarie	...	...	...	...	...	...	...	...	...	...	...	1	...	...	...	...	...	...	...	...	...	...	...	2
Queanbeyan	1	...	...	1	...	1	...	3	...	...	1	...	...	...	...	...	...	...	1	...	...	...	...	8
Scone	1	...	1	...	...	...	...	1	...	...	...	...	...	1	...	...	...	...	...	...	...	...	...	4
Singleton	6	...	...	1	...	...	...	1	...	...	...	...	...	1	...	...	...	...	1	...	...	...	...	10
Tamworth	12	2	2	8	1	...	3	2	...	...	...	1	...	...	...	1	...	...	1	...	...	...	...	34
Tenterfield	3	...	...	...	...	...	...	...	...	...	...	...	...	...	...	...	...	...	...	...	...	...	...	5
Windsor	5	...	2	...	...	...	...	...	...	...	...	...	...	...	...	...	...	...	...	...	...	...	...	7
Wellington	4	...	...	...	...	...	...	1	...	...	...	1	...	...	...	...	...	...	...	...	...	...	...	7
<b>Totals</b>	<b>53</b>	<b>7</b>	<b>18</b>	<b>21</b>	<b>6</b>	<b>8</b>	<b>11</b>	<b>11</b>	<b>6</b>	<b>2</b>	<b>4</b>	<b>9</b>	<b>1</b>	<b>7</b>	<b>1</b>	<b>2</b>	<b>10</b>	<b>1</b>	<b>12</b>	<b>...</b>	<b>1</b>	<b>4</b>	<b>195</b>	<b>39</b>
Totals of Old Established Gaols, &c.	465	119	688	2,442	137	202	142	217	21	82	51	486	9	266	14	13	241	13	317	4	5	318	6,202	191
Totals of Newly Established Gaols...	96	19	73	130	27	18	28	21	20	2	17	87	4	10	14	2	15	1	18	1	...	1	604	64
<b>GENERAL TOTAL</b>	<b>614</b>	<b>145</b>	<b>729</b>	<b>2,593</b>	<b>170</b>	<b>228</b>	<b>181</b>	<b>249</b>	<b>47</b>	<b>86</b>	<b>72</b>	<b>582</b>	<b>14</b>	<b>283</b>	<b>29</b>	<b>17</b>	<b>266</b>	<b>15</b>	<b>347</b>	<b>5</b>	<b>6</b>	<b>323</b>	<b>7,001</b>	<b>294</b>

<sup>a</sup> The Return is only for the last six months of the year.

RATES OF WAGES.

No. 18.—DECENNIAL RETURN shewing the AVERAGE RATES OF WAGES for the different Classes of Labour in the Colony.

TRADE OR CALLING.		Average Wages per diem, without Board and Lodging.	Average Wages per ann., with Board and Lodging.	Average Wages per diem, without Board and Lodging.	Average Wages per ann., with Board and Lodging.	Average Wages per diem, without Board and Lodging.	Average Wages per ann., with Board and Lodging.	Average Wages per diem, without Board and Lodging.	Average Wages per ann., with Board and Lodging.	Average Wages per diem, without Board and Lodging.	Average Wages per ann., with Board and Lodging.	Average Wages per diem, without Board and Lodging.	Average Wages per ann., with Board and Lodging.	Average Wages per diem, without Board and Lodging.	Average Wages per ann., with Board and Lodging.	Average Wages per diem, without Board and Lodging.	Average Wages per ann., with Board and Lodging.	Average Wages per diem, without Board and Lodging.	Average Wages per ann., with Board and Lodging.	Average Wages per diem, without Board and Lodging.	Average Wages per ann., with Board and Lodging.
		1855.		1856.		1857.		1858.		1859.		1860.		1861.		1862.		1863.		1864.	
		s. d.	£	s. d.	£	s. d.	£	s. d.	£	s. d.	£	s. d.	£	s. d.	£	s. d.	£	s. d.	£	s. s.	£
<p>Since the discovery of the Gold Fields, Mechanics as well as other Labourers, are unwilling to enter into any engagements of a permanent character.</p>																					
<p>MALES.</p>																					
Carpenters .....	Town .....	15 0	....	12 6	....	12 0	....	10 0	80	10 0	....	10 0	....	10 0	....	10 0	....	9 0 (8 hours)	....	8 to 9	....
	Country .....	....	....	....	....	....	....	11 0	85	9 0	....	11 0	....	10 0	....	....	45	....	65 to 80	....	50 to 80
Smiths .....	Town .....	15 0	....	12 2	....	12 0	....	10 6	80	10 0	....	10 0	....	10 0	....	10 0	....	s. s. 9 to 10 (10 hours)	....	9 to 10	....
	Country .....	....	....	....	....	....	....	10 6	83	9 0	....	11 0	....	10 0	....	....	....	....	65 to 80	....	50 to 80
Wheelwrights .....	Town .....	15 0	....	12 2	....	12 0	....	10 0	77	10 0	....	10 0	....	10 6	....	10 6	....	9 to 10 (10 hours)	....	9 to 10	....
	Country .....	....	....	....	....	....	....	11 0	77	9 0	....	10 0	....	10 6	....	....	....	....	65 to 80	....	50 to 80
Bricklayers .....	Town .....	17 0	....	13 6	....	13 0	....	10 6	83	10 0	....	10 0	....	11 0	....	12 to 14	....	10 0 (8 hours)	....	9 to 10	....
	Country .....	....	....	....	....	....	....	11 6	87	11 0	....	11 0	....	11 0	....	....	....	....	80 to 100	....	80 to 100
Masons .....	Town .....	17 0	....	13 6	....	14 0	....	10 6	87	10 6	....	11 0	....	11 6	....	10 0	....	10 0 (8 hours)	....	10 0	....
	Country .....	....	....	....	....	....	....	11 0	90	9 0	....	12 0	....	12 0	....	....	....	....	80 to 100	....	80 to 100
Farm Labourers .....	.....	....	30 to 40	....	30 to 40	....	30 to 40	5 6	40	....	30 to 40	....	30 to 40	....	30 to 40	....	30 to 40	....	30 to 35	....	28 to 30
Shepherds .....	.....	....	30 to 35	....	30 to 34	....	30 to 35	4 0	30	....	30 to 35	....	30 to 35	....	30 to 35	....	35	....	30 to 35	....	30 to 35
<p>FEMALES.</p>																					
Cooks (plain) .....	.....	....	25 to 30	....	24 to 27	....	25 to 30	....	26	....	25 to 30	....	25 to 30	....	25 to 30	....	26 to 40	....	26 to 32	....	26 to 30
Housemaids .....	.....	....	18 to 25	....	19 to 22	....	16 to 18	....	23	....	16 to 18	....	16 to 25	....	20 to 25	....	20 to 26	....	20 to 26	....	20 to 26
Laundresses .....	.....	....	25 to 30	....	23 to 26	....	20 to 25	....	26	....	20 to 25	....	25 to 30	....	25 to 30	....	30 to 40	....	26 to 32	....	26 to 30
Nursemaids .....	.....	....	15 to 20	....	16 to 19	....	15 to 20	....	19	....	15 to 18	....	15 to 20	....	15 to 20	....	15 to 25	....	15 to 26	....	15 to 26
General House Servants .....	.....	....	20 to 26	....	20 to 24	....	20 to 25	....	25	....	20 to 25	....	18 to 25	....	20 to 25	....	25	....	18 to 32	....	20 to 30
Farm House Servants .....	.....	....	20 to 24	....	19 to 22	....	18 to 20	....	25	....	15 to 20	....	18 to 25	....	20 to 25	....	22	....	18 to 26	....	18 to 26
Dairy Women, &c. ....	.....	....	20 to 24	....	19 to 22	....	18 to 20	....	25	....	15 to 20	....	18 to 25	....	20 to 25	....	22	....	18 to 26	....	18 to 26

NEW SOUTH WALES—1864.

PROVISIONS AND CLOTHING.

No. 19.—DECENNIAL RETURN shewing the AVERAGE PRICES OF PROVISIONS AND CLOTHING.

ARTICLES OF CONSUMPTION.	QUANTITY.	1855.	1856.	1857.	1858.	1859.	1860.	1861.	1862.		1863.	1864.
		s. d.	s. d.	s. d.	s. d.	s. d.	s. d.	s. d.	s. d.	s. d.	s. d.	In Sydney.
Wheat.. ..	per bushel	16 5	11 3	7 4	10 3	8 6	8 0	6 6	7 0		6 6	12 0
Bread, 1st quality ..	per pound..	0 6	0 4 <sup>3</sup> / <sub>4</sub>	0 3 <sup>3</sup> / <sub>4</sub>	0 4 <sup>1</sup> / <sub>2</sub>	0 4 <sup>1</sup> / <sub>2</sub>	0 3 <sup>3</sup> / <sub>4</sub>	0 4	0 2 <sup>1</sup> / <sub>2</sub>		0 2 <sup>1</sup> / <sub>2</sub>	0 3
Do., 2nd do. ..	do.	0 5	0 4	0 2 <sup>1</sup> / <sub>2</sub>	0 3 <sup>3</sup> / <sub>4</sub>	0 4	0 3	0 2 <sup>1</sup> / <sub>2</sub>	0 2		0 1 <sup>1</sup> / <sub>2</sub>	0 2 <sup>1</sup> / <sub>2</sub>
Flour, 1st do. ..	do.	0 7	0 5 <sup>1</sup> / <sub>4</sub>	0 3	0 4 <sup>1</sup> / <sub>2</sub>	0 4	0 3 <sup>3</sup> / <sub>4</sub>	0 3	0 3		0 2	0 3
Do., 2nd do. ..	do.	0 6	0 4 <sup>3</sup> / <sub>4</sub>	0 2 <sup>1</sup> / <sub>2</sub>	0 3	0 3	0 3	0 2 <sup>1</sup> / <sub>2</sub>	0 2		0 1 <sup>1</sup> / <sub>2</sub>	0 2 <sup>1</sup> / <sub>2</sub>
Rice .. ..	do.	0 6	0 5 <sup>1</sup> / <sub>4</sub>	0 5	0 6	0 4 <sup>1</sup> / <sub>4</sub>	0 5	0 4	0 2	to 0 4	0 3	0 3
Oatmeal .. ..	do.	0 9	0 7	0 7	0 7	0 7	0 6	0 6	0 5		0 4	0 4
Tea .. ..	do.	2 5	2 2 <sup>1</sup> / <sub>2</sub>	2 6	2 6	2 6	2 3	2 4	1 6	to 2 6	2 0	2 0
Sugar .. ..	do.	0 7	0 5 <sup>1</sup> / <sub>2</sub>	0 7 <sup>1</sup> / <sub>2</sub>	0 7	0 5	0 5 <sup>1</sup> / <sub>2</sub>	0 5 <sup>1</sup> / <sub>2</sub>	0 3 <sup>3</sup> / <sub>4</sub>	to 0 5	0 4 <sup>1</sup> / <sub>2</sub>	0 4 <sup>1</sup> / <sub>2</sub>
Coffee .. ..	do.	1 8	1 7 <sup>1</sup> / <sub>4</sub>	1 8	1 8	1 8	1 6	1 6	1 4	to 1 6	1 4	1 4
Sago .. ..	do.	1 2	1 0	1 0	1 0	1 0	0 9	0 10	0 8		0 8	0 8
Meat, Fresh .. ..	do.	0 6	0 3 <sup>1</sup> / <sub>2</sub>	0 3 <sup>1</sup> / <sub>2</sub>	0 4	0 4	0 4	0 3	0 4	to 0 5	0 4 <sup>1</sup> / <sub>2</sub>	0 4
Do., Salt .. ..	do.	0 4	0 3 <sup>3</sup> / <sub>4</sub>	0 3 <sup>3</sup> / <sub>4</sub>	0 5	0 3 <sup>1</sup> / <sub>2</sub>	0 4	0 3 <sup>1</sup> / <sub>2</sub>	0 3		0 2 <sup>1</sup> / <sub>2</sub>	0 2
Butter, Fresh .. ..	do.	2 4	1 11	2 0	2 0	1 10	1 6	1 8	2 3		1 6	1 6
Do., Salt .. ..	do.	2 0	1 9	1 9	1 9	1 6	1 4	1 4	0 9	to 1 0	1 0	1 0
Cheese, English .. ..	do.	1 10	1 10	1 7	1 8	1 7	1 6	1 7	1 6		1 6	1 6
Do., Colonial .. ..	do.	1 3	1 2	1 0	1 0	1 0	0 10	0 9	0 9		0 10	0 8
Salt .. ..	do.	0 4	0 3	0 2 <sup>3</sup> / <sub>4</sub>	0 4 <sup>1</sup> / <sub>2</sub>	0 2 <sup>1</sup> / <sub>2</sub>	0 2 <sup>1</sup> / <sub>2</sub>	0 2 <sup>1</sup> / <sub>2</sub>	0 1 <sup>1</sup> / <sub>2</sub>		0 1 <sup>1</sup> / <sub>2</sub>	0 1 <sup>1</sup> / <sub>2</sub>
Potatoes .. ..	per cwt.	21 4	10 0	14 6	15 6	8 0	7 6	7 3	8 0		7 0	5 0
Wine, Colonial .. ..	per gallon..	7 0	7 0	9 2	8 0	9 2	8 6	12 0	10 0		4 6	7 6
Do., Imported, best ..	do.	9 6	15 0	14 9	15 0	15 9	15 0	15 0	12 0		18 0	25 0
Brandy .. ..	do.	31 6	24 4	35 6	30 0	30 0	23 0	25 0	26 0		25 0	25 0
Beer, Colonial .. ..	do.	4 7	3 6	4 0	4 3	4 0	3 6	3 6	2 0		1 6	2 0
Do., Imported .. ..	do.	6 6	6 11	7 6	6 6	7 0	6 9	6 0	3 0		2 6	3 0
Candles .. ..	per pound..	0 10	0 9 <sup>3</sup> / <sub>4</sub>	0 9	0 9 <sup>3</sup> / <sub>4</sub>	0 10 <sup>1</sup> / <sub>2</sub>	0 9 <sup>1</sup> / <sub>2</sub>	0 7 <sup>1</sup> / <sub>2</sub>	0 6	or 0 7	0 7	0 7
Lamp Oil .. ..	per gallon..	8 11	9 3	10 0	9 6	8 9	7 0	7 0	7 0	to 8 0	4 6	5 6
Soap .. ..	per pound..	0 8	0 7 <sup>1</sup> / <sub>4</sub>	0 7	0 7	0 6 <sup>1</sup> / <sub>2</sub>	0 7	0 6	0 4	to 0 4 <sup>1</sup> / <sub>2</sub>	0 4	0 4
Starch .. ..	do.	1 6	1 1 <sup>1</sup> / <sub>4</sub>	1 0	1 5	1 0	1 0	0 10 <sup>1</sup> / <sub>2</sub>	0 8		0 7	0 8
Blue .. ..	do.	2 2	2 2 <sup>3</sup> / <sub>4</sub>	2 6	1 10	1 10	1 6	1 6	1 6		1 4	1 6
Tobacco, Colonial .. ..	do.	3 0	2 6 <sup>1</sup> / <sub>2</sub>	2 7	2 6	2 6	2 3	2 0	4 6		3 0	1 6
Do., Imported .. ..	do.	5 0	5 3	5 0	5 0	5 0	5 0	5 6	6 0		7 6	5 6
ARTICLES OF CLOTHING AND BEDDING.												
<i>Male Clothing.</i>												
Moleskin Jackets .. ..	each	11 0	10 0	10 0	8 6	7 6	8 0	9 0	5 6		9 6	10 6
Do. Coats .. ..	do.	18 0	18 0	16 0	15 6	14 6	15 0	12 6	7 6	to 9 6	10 6	12 6
Waistcoats .. ..	do.	7 6	6 10	8 6	6 0	6 0	6 6	5 6	4 6		7 0	5 0
Moleskin Trowsers .. ..	per pair	8 6	8 5	8 0	8 0	7 6	7 6	7 0	5 6		6 9	6 6
Flushing do. .. ..	do.	11 6	11 8	9 0	9 6	8 6	10 6	12 0	9 6		7 6	8 6
Coloured Shirts .. ..	each	3 6	3 5	3 3	3 3	3 0	3 0	3 0	3 6	to 4 6	3 6	3 9
Strong Boots .. ..	per pair	18 0	19 3	16 6	16 0	15 6	15 0	12 6	8 6	to 9 6	9 6	9 6
Do. Shoes .. ..	do.	12 0	11 4	11 6	12 0	11 0	10 6	7 0	6 6		6 6	5 6
Shepherds' Coats .. ..	each	25 10	23 10	22 0	20 0	20 0	20 0	20 0	17 6		18 6	21 0
Socks .. ..	per pair	0 10 <sup>1</sup> / <sub>2</sub>	0 10 <sup>1</sup> / <sub>2</sub>	0 10	0 9	0 10	0 9	0 8	0 6		0 8 <sup>1</sup> / <sub>2</sub>	0 6
Handkerchiefs, Cotton ..	each	0 10	0 9 <sup>1</sup> / <sub>2</sub>	0 9	0 9	0 9	0 6	0 8	0 5		0 6	0 6
Straw Hats .. ..	do.	9 0	7 6	5 11	7 0	4 8	5 0	5 6	3 6		2 6	2 6
<i>Female Clothing.</i>												
Print Dresses .. ..	each	7 0	6 8	6 0	6 0	6 0	6 0	6 0	5 0		5 6	6 6
Merino do. .. ..	do.	14 0	13 6	12 0	13 6	11 6	12 6	14 0	7 6	to 12 0	14 0	8 6
Flannel Petticoats .. ..	do.	6 6	6 6	7 0	7 6	6 3	7 6	7 0	5 0		5 0	4 6
Calico do. .. ..	do.	3 0	2 11	3 2	3 4	2 8	3 0	3 0	3 0	to 4 6	3 6	3 6
Stockings .. ..	per pair	1 9	1 4 <sup>3</sup> / <sub>4</sub>	1 2	1 2	1 2	1 0	0 10	0 7	to 0 10	0 9	0 10
Shoes .. ..	do.	9 0	7 11	7 6	7 6	7 6	7 6	6 6	5 0		4 6	4 6
Caps .. ..	each	2 6	2 10 <sup>1</sup> / <sub>2</sub>	2 6	2 4	2 6	2 6	2 9	1 0	to 2 6	1 6	2 6
Shawls .. ..	do.	11 0	11 3	10 6	10 0	10 0	12 6	10 0	5 6		7 6	5 6
Shifts .. ..	do.	3 0	3 3	4 4	3 6	3 6	4 0	4 0	2 6		2 6	3 6
Stays .. ..	per pair	8 0	7 3	7 2	7 0	7 0	7 0	5 0	4 0		4 6	3 6
Check Aprons .. ..	each	1 6	1 4	1 3	1 4	1 3	1 0	1 0	0 10	to 1 0	1 2	1 3
Straw Bonnets .. ..	do.	7 0	6 0	6 0	5 4	4 4	5 0	4 0	3 6		2 6	2 6
Flannel .. ..	per yard	1 10	1 9	1 10	1 10	1 8	1 6	1 8	0 10	to 1 3	1 4	1 2
Calico .. ..	do.	0 9	0 6 <sup>1</sup> / <sub>4</sub>	0 7	0 7	0 7	0 6	0 6	0 6		0 7 <sup>1</sup> / <sub>2</sub>	0 9
<i>Bedding.</i>												
Blankets .. ..	per pair	23 0	21 7	19 0	18 6	19 0	18 0	17 0	10 6	to 14 0	10 6	15 0
Sheeting Calico .. ..	per yard	1 6	1 3	1 3	1 2	1 6	1 3	1 1	0 10	to 1 3	2 0	1 8
Mattresses .. ..	each	12 6	14 6	17 2	15 0	17 0	20 0	15 6	10 0	to 18 6	18 6	18 6
Rugs .. ..	do.	7 0	5 9	5 3	6 6	5 6	6 0	5 0	4 6	to 6 0	7 6	5 6



PART II.

RELIGION, EDUCATION, AND CRIME.

CONTENTS.

NUMBER OF RETURN.		PAGE.
20	ECCLESIASTICAL—EXPENSE OF: THE ACCOMMODATION OF CHURCHES, CHAPELS, &C., AND AVERAGE ATTENDANCE AT SAME ... ..	14
21	SUNDAY SCHOOLS OF THE DIFFERENT DENOMINATIONS, AND THE AVERAGE ATTENDANCE OF SCHOLARS ... ..	15
22	DITTO DITTO FROM 1859 TO 1864 ... ..	16
23	PRIVATE SCHOOLS AND SCHOLARS ... ..	16
24	SUMMARY OF SCHOOLS AND SCHOLARS; SHEWING THE AMOUNTS PAID BY GOVERNMENT AND RECEIVED FROM VOLUNTARY CONTRIBUTIONS ... ..	17
25	SCHOOLS AND SCHOLARS (DECENNIAL RETURN) ... ..	17
26	GAOLS—OLD ESTABLISHED, AND THE PENAL ESTABLISHMENT, COCKATOO ISLAND, AND THE NUMBER OF PRISONERS RECEIVED THEREIN, AND EDUCATION OF SAME ... ..	18
27	,, NEWLY ESTABLISHED, AND THE NUMBER OF DITTO DITTO ... ..	20
28	,, LOCK-UPS (PROCLAIMED GAOLS) AND THE NUMBER OF DITTO DITTO ... ..	24
29	,, OLD ESTABLISHED, AND THE PENAL ESTABLISHMENT, COCKATOO ISLAND, AND THE NUMBER OF PRISONERS IN CONFINEMENT AT MICHAELMAS, &C., &C. ... ..	26
30	,, NEWLY ESTABLISHED, AND THE NUMBER OF DITTO DITTO, &C., &C. ... ..	28
31	,, LOCK-UPS (PROCLAIMED GAOLS) AND THE NUMBER OF DITTO DITTO, &C., &C. ... ..	32
32	COMMITMENTS FOR TRIAL IN THE SUPREME AND CIRCUIT COURTS ... ..	34
33	CONVICTIONS IN THE SUPREME AND CIRCUIT COURTS ... ..	35
34	COMMITMENTS FOR TRIAL IN THE COURTS OF QUARTER SESSIONS ... ..	36
35	CONVICTIONS IN THE COURTS OF QUARTER SESSIONS ... ..	37
36	CONVICTIONS IN THE SUPREME AND CIRCUIT COURTS AND COURTS OF QUARTER SESSIONS (DECENNIAL RETURN) ... ..	38
37	CRIMINALS EXECUTED—AGE AND RELIGION ... ..	38
38	,, (DECENNIAL RETURN) ... ..	38
39	SUMMARY JURISDICTION ... ..	39



SUNDAY SCHOOLS.

No. 21.—RETURN shewing the Number of SUNDAY SCHOOLS, and Average Number of SCHOLARS attending the same, of the several Denominations in the Colony, in the Year 1864.

DENOMINATION.	SUNDAY SCHOOLS.						
	Number of Schools.	Number of Teachers.			Average Attendance of Scholars.		
		Male.	Female.	Total.	Male.	Female.	Total.
Church of England { Diocese of Sydney { City and Suburbs .. .. . Country .. .. .	29	161	253	414	1,773	1,835	3,608
	103	216	327	543	1,902	2,070	3,972
	132	377	580	957	3,675	3,905	7,580
Diocese of Newcastle .. .. .	49	95	160	255	897	1,033	1,930
	181	472	740	1,212	4,572	4,938	9,510
Roman Catholic Church { City and Suburbs .. .. . Country .. .. .	9	36	45	81	415	500	915
	80	114	112	226 <sup>a</sup>	1,737	1,928	3,665 <sup>b</sup>
	89	150	157	307	2,152	2,428	4,580
Synod of Australia { City and Suburbs .. .. . Country .. .. .	5	26	34	60	207	209	416
	23	50	61	111	351	434	785
	28	76	95	171	558	643	1,201
Synod of Eastern Australia { City and Suburbs .. .. . Country .. .. .	4	22	22	44	151	151	302
	19	42	36	78	245	268	513
	23	64	58	122	396	419	815
Presbyterian Church { Synod of New South Wales { City and Suburbs .. .. . Country .. .. .	1	5	6	11	30	50	80
	5	7	6	13	46	56	102
	6	12	12	24	76	106	182
Congregational (Unattached) .. .. .	2	13	15	28	125	101	226
United Presbyterian { City .. .. . Country .. .. .	1	8	4	12	51	48	99
	1	3	6	9	30	40	70
	2	11	10	21	81	88	169
	61	176	190	366	1,236	1,357	2,593
Wesleyan Methodist Church { City and Suburbs .. .. . Country .. .. .	140	450	534	984	4,350	4,614	8,964
	140	450	534	984	4,350	4,614	8,964
Independent Wesleyan Methodist Church—City .. .. .	3	14	16	30	66	90	156
Primitive Methodist Church { City .. .. . Country .. .. .	2	9	6	15	60	60	120
	19	55	32	87	331	296	627
	21	64	38	102	391	356	747
Congregational Church { City and Suburbs .. .. . Country .. .. .	16	127	111	238	1,089	1,076	2,165
	16	48	57	105	372	417	789
	32	175	168	343	1,461	1,493	2,954
Baptist Church { City .. .. . Country .. .. .	3	13	16	29	90	120	210
	7	28	11	39	156	115	271
	10	41	27	68	246	235	481
Unitarian Church—City .. .. .	1	4	4	8	22	26	48
Mariners' Church (no return) .. .. .	..	..	..	....	..	..	....
Jewish—City .. .. .	1	5	6	11	33	36	69
GENERAL TOTAL .. .. .	539	1,551	1,880	3,431	14,529	15,573	30,102

<sup>a</sup> Six schools, no teachers returned.

<sup>b</sup> Two schools, scholars omitted.



STATISTICS OF

SUNDAY SCHOOLS—continued.

No. 22.—RETURN of SUNDAY SCHOOLS, for the Years 1859, 1860, 1861, 1862, 1863, and 1864.

YEAR.	NUMBER OF SCHOOLS.	AVERAGE NUMBER OF SCHOLARS.		
		MALE.	FEMALE.	TOTAL.
1859	313	7,870	8,720	16,590
1860	329	10,065	11,049	21,104
1861	410	11,872	12,972	24,844
1862	405	11,916	13,446	25,362
1863	478	.....	.....	27,313
1864	539	14,529	15,573	30,102

PRIVATE SCHOOLS.

No. 23.—RETURN shewing the Number of PRIVATE SCHOOLS, and SCHOLARS attending the same, in each POLICE DISTRICT of the Colony, in the Year 1864.

POLICE DISTRICTS.	NUMBER OF TEACHERS.			NUMBER OF SCHOOLS.				NUMBER OF SCHOLARS.		
	Male.	Female.	Total.	Boys.	Girls.	Mixed.	Total.	Male.	Female.	Total.
Albury .. .. .	....	4	4	1	2	....	3	3	32	35
Armidale .. .. .	2	4	6	1	1	2	4	22	28	50
Balranald .. .. .	....	1	1	....	....	1	1	8	9	17
Bathurst .. .. .	8	7	15	3	3	9	15	145	135	280
Berrima .. .. .	3	4	7	....	....	6	6	46	41	87
Binalong .. .. .	....	3	3	....	....	2	2	17	29	46
Braidwood .. .. .	9	3	12	....	....	11	11	165	137	302
Bombala .. .. .	....	2	2	....	....	1	1	8	19	27
Broulee .. .. .	1	1	2	....	....	2	2	22	24	46
Camden, Picton, &c. .. .. .	5	3	8	1	....	6	7	54	44	98
Campbelltown .. .. .	1	1	2	1	1	....	2	8	12	20
<sup>a</sup> Carcoar .. .. .	....	....	....	....	....	....	....	....	....	....
<sup>a</sup> Cassilis .. .. .	....	....	....	....	....	....	....	....	....	....
<sup>a</sup> Cooma .. .. .	....	....	....	....	....	....	....	....	....	....
<sup>a</sup> Deniliquin .. .. .	....	....	....	....	....	....	....	....	....	....
<sup>a</sup> Dubbo .. .. .	....	....	....	....	....	....	....	....	....	....
<sup>a</sup> Dungog .. .. .	....	....	....	....	....	....	....	....	....	....
Eden .. .. .	1	1	2	....	....	2	2	14	15	29
<sup>a</sup> Gosford, Brisbane Water .. .. .	....	....	....	....	....	....	....	....	....	....
Goulburn .. .. .	16	13	29	2	2	17	21	153	177	330
Grafton .. .. .	....	6	6	....	....	5	5	39	63	102
Gundagai .. .. .	1	1	2	....	....	2	2	8	18	26
Hartley .. .. .	3	1	4	1	....	3	4	37	21	58
Kiama .. .. .	2	4	6	....	1	4	5	31	71	102
Maitland .. .. .	10	28	38	4	5	24	33	329	366	695
M <sup>c</sup> Leay .. .. .	2	....	2	....	....	2	2	14	7	21
M <sup>c</sup> Donald River .. .. .	3	....	3	....	....	3	3	20	13	33
Manning River .. .. .	1	1	2	....	1	1	2	6	22	28
Moama .. .. .	1	....	1	....	....	1	1	11	3	14
Molong .. .. .	....	3	3	....	....	3	3	33	34	67
<sup>a</sup> Moulamein .. .. .	....	....	....	....	....	....	....	....	....	....
Mudgee .. .. .	4	3	7	....	....	6	6	56	36	92
Murrurundi .. .. .	3	5	8	2	1	3	6	37	57	94
Muswellbrook .. .. .	1	2	3	1	....	1	2	22	7	29
Newcastle .. .. .	3	7	10	....	....	9	9	102	117	219
Orange .. .. .	1	2	3	1	1	1	3	15	40	55
Parramatta and Liverpool .. .. .	18	20	38	5	4	14	23	283	189	472
Paterson .. .. .	2	....	2	....	....	2	2	29	23	52
Patrick's Plains .. .. .	3	2	5	1	1	2	4	62	39	101
Penrith .. .. .	3	8	11	....	....	10	10	87	104	191
Port Macquarie .. .. .	1	2	3	1	....	2	3	12	31	43
Port Stephens .. .. .	1	....	1	1	....	....	1	7	....	7
Queanbeyan .. .. .	1	....	1	....	....	1	1	6	5	11
Raymond Terrace .. .. .	2	1	3	....	....	3	3	21	27	48
<sup>a</sup> Richmond River .. .. .	....	....	....	....	....	....	....	....	....	....
Rylstone .. .. .	....	2	2	....	....	2	2	9	15	24
Scone .. .. .	2	....	2	....	....	2	2	12	6	18
Shoalhaven .. .. .	....	2	2	....	....	2	2	14	18	32
Sydney .. .. .	77	196	273	26	40	118	184	2,124	2,833	4,957
Tamworth .. .. .	1	4	5	1	2	1	4	11	26	37
<sup>a</sup> Tenterfield .. .. .	....	....	....	....	....	....	....	....	....	....
Tumut .. .. .	5	....	5	....	....	5	5	34	46	80
Wagga Wagga .. .. .	....	4	4	....	....	4	4	24	38	62
Warialda .. .. .	1	....	1	....	....	1	1	9	4	13
Wee Waa .. .. .	4	4	8	6	6	3	15	26	33	59
Wellingrove .. .. .	....	1	1	....	....	1	1	3	4	7
Wellington .. .. .	1	....	1	....	....	1	1	7	5	12
Windsor .. .. .	9	13	22	1	3	10	14	159	189	348
<sup>a</sup> Wollombi .. .. .	....	....	....	....	....	....	....	....	....	....
Wollongong .. .. .	....	4	4	....	1	3	4	11	36	47
Yass .. .. .	1	4	5	1	1	1	3	24	37	61
GENERAL TOTAL .. .. .	213	377	590	61	76	315	452	4,399	5,285	9,684

<sup>a</sup> No Private Schools in this District.

EDUCATION.

No. 24.—RETURN of the Number of SCHOOLS and TEACHERS, and the Number of SCHOLARS in the Colony in the Year 1864; also the AMOUNTS paid by GOVERNMENT and received from VOLUNTARY CONTRIBUTIONS.

	NUMBER OF SCHOOLS.				NUMBER OF TEACHERS.			NUMBER OF SCHOLARS.			AMOUNTS PAID BY GOVERNMENT, FROM THE COLONIAL TREASURY, IN THE YEAR 1864.	AMOUNTS RECEIVED FROM VOLUNTARY CONTRIBUTIONS FEES, AND OTHER SOURCES, IN THE YEAR 1864.	TOTAL.	
	M.	F.	Mixed	Total.	M.	F.	Total.	M.	F.	Total.				
ORPHAN SCHOOLS.														
Protestant	...	...	1	1	2	4	6	134	81	215	£ s. d.	£ s. d.	£ s. d.	
Roman Catholic	...	...	1	1	2	4	6	137	108	245	2,835 7 9	.....	2,835 7 9	
TOTALS OF ORPHAN SCHOOLS	...	...	2	2	4	8	12	271	189	460	3,565 15 2	.....	3,565 15 2	
ASYLUM FOR DESTITUTE CHILDREN	...	...	...	...	...	...	.....	.....	.....	.....	*6,075 0 0	.....	6,075 0 0	
DENOMINATIONAL SCHOOLS.														
Church of England	...	1	107	108	98	58	156	4,343	3,450	7,793	20,632 6 2	6,857 12 1	28,333 5 10	
Diocese of Sydney	...	1	49	51	40	17	57	1,511	1,323	2,834	823 7 7	1,799 15 5	7,245 13 9	
Diocese of Newcastle	1	1	49	51	40	17	57	1,511	1,323	2,834	5,445 18 4	.....	.....	
Total, Church of England	1	2	156	159	138	75	213	5,854	4,773	10,627	26,921 12 1	8,657 7 6	35,578 19 7	
Roman Catholic	17	15	102	134	81	64	145	3,979	3,976	7,955	15,765 2 8	4,776 19 5	21,032 4 6	
Presbyterian	...	...	23	23	24	23	47	961	819	1,780	490 2 5	1,437 19 9	4,710 13 3	
Wesleyan	...	...	20	20	16	5	21	875	604	1,479	3,134 18 4	1,743 1 5	3,596 0 1	
Denominational School Board	...	...	...	...	...	...	.....	.....	.....	.....	1,137 15 2	1,790 19 6	3,596 0 1	
TOTALS OF DENOMINATIONAL SCHOOLS	18	17	301	336	259	167	426	11,669	10,172	21,841	1,743 1 5	1,790 19 6	3,596 0 1	
NATIONAL SCHOOLS.														
Schools	...	...	228	228	332	93	425	8,771	7,484	16,255	838 8 10	.....	838 8 10	
General Management	...	...	...	...	...	...	.....	.....	.....	.....	27,583 19 11	12,331 2 5	40,782 4 1	
TOTALS OF NATIONAL SCHOOLS	...	...	228	228	332	93	425	8,771	7,484	16,255	1,867 1 9	.....	7,449 19 3	
TOTALS OF ORPHAN, DENOMINATIONAL, AND NATIONAL SCHOOLS	18	17	531	566	5	268	863	20,711	17,845	38,556	7,449 19 3	12,331 2 5	48,232 3 4	
UNIVERSITY OF SYDNEY	1	...	...	1	6	...	6	33	...	33	5,000 0 0	1,614 11 11	6,614 11 11	
ST. PAUL'S COLLEGE	1	...	...	1	1	...	1	8	...	8	500 0 0	153 6 8	653 6 8	
ST. JOHN'S COLLEGE	1	...	...	1	1	...	1	8	...	8	750 0 0	.....	750 0 0	
SYDNEY GRAMMAR SCHOOL	1	...	...	1	10	...	10	138	...	138	1,500 0 0	4,061 18 5	5,561 18 5	
PRIVATE SCHOOLS.														
King's School, Parramatta	61	76	315	452	213	377	590	4,399	5,285	9,684	.....	.....	.....	
All other Schools	...	...	...	...	...	...	.....	.....	.....	.....	.....	.....	.....	
TOTALS OF PRIVATE SCHOOLS	61	76	315	452	213	377	590	4,399	5,285	9,684	.....	.....	.....	
GENERAL TOTAL	83	93	846	1,022	826	645	1,471	25,297	23,130	48,427	105,220 3 11	34,824 5 7	140,044 9 6	

<sup>a</sup> Includes £2,000 towards completion of wing. <sup>b</sup> From Church and School Estates Fund.  
<sup>c</sup> Thirty-one Matriculated, and two Non-matriculated. <sup>d</sup> Closed for repairs.  
<sup>e</sup> No return could be obtained from this Institution.

No. 25.—DECENNIAL RETURN of the Number of SCHOOLS and SCHOLARS.

YEAR.	NUMBER OF SCHOOLS.	NUMBER OF SCHOLARS.		
		MALE.	FEMALE.	TOTAL.
1855	476	14,365	12,878	27,243
1856	565	15,760	13,666	29,426
1857	550	15,470	13,766	29,236
1858	653	17,557	15,679	33,236
1859	739	17,581	15,259	32,840
1860	798	18,740	16,027	34,767
1861	849	19,993	17,831	37,824
1862	925	22,125	20,086	42,211
1863	976	24,511	22,299	46,810
1864	1,022	25,297	23,130	48,427

## No. 26.—RETURN of the OLD ESTABLISHED GAOLS, and the PENAL ESTABLISHMENT, COCKATOO ISLAND,

PRISON, WHERE SITUATED.	RESPECTIVE AGES OF PRISONERS.	Number of Prisoners the Prison is capable of containing in separate Cells.	Number of Prisoners the Prison is capable of containing where more than one Prisoner sleeps in one Cell.	NUMBER OF PRISONERS RECEIVED							
				Debtors.		For Trial.		In Transitu.			
				M.	F.	M.	F.	M.	F.		
Gaol, Darlinghurst, in the City of Sydney .. ..	10 to 20 years ..	210	414	..	..	33	18	3	2		
	20 to 30 ..			..	..	92	31	21 <sup>1</sup>	9		
	30 to 40 ..			..	..	75	14	18	15		
	40 to 50 ..			..	..	37 <sup>1</sup>	5	3	5		
	50 years and upwards..			..	..	18	....	9	4		
	Unknown ..			..	..	42	1	....	....	....	
Total .. ..	210	414	42	1	255 <sup>1</sup>	68	54 <sup>1</sup>	35			
Parramatta .. ..	10 to 20 years ..	126	246	..	..	....	....	....	....		
	20 to 30 ..			..	..	1	....	....	....		
	30 to 40 ..			..	..	2	....	....	....		
	40 to 50 ..			..	..	3	....	....	....		
	50 years and upwards..			..	..	....	....	....	....		
Total .. ..	126	246	..	..	6	....	....	....			
Goulburn .. ..	10 to 20 years ..	80	160	..	..	.... <sup>1</sup>	....	2 <sup>1</sup>	....		
	20 to 30 ..			..	..	30	2	20 <sup>1</sup>	....		
	30 to 40 ..			..	..	10 <sup>1</sup>	....	20	....		
	40 to 50 ..			..	..	7	....	8	....		
	50 years and upwards..			..	..	....	....	....	....		
Total .. ..	80	160	..	..	47 <sup>2</sup>	2	50 <sup>2</sup>	....			
Bathurst .. ..	10 to 20 years ..	68	139	..	..	9	1	2	....		
	20 to 30 ..			..	..	34 <sup>2</sup>	....	4 <sup>3</sup>	....		
	30 to 40 ..			..	..	11 <sup>4</sup>	....	3 <sup>3</sup>	....		
	40 to 50 ..			..	..	19	1	2	....		
	50 years and upwards..			..	..	1	..	13	....	1	....
Total .. ..	68	139	1	..	86 <sup>6</sup>	2	12 <sup>6</sup>	....			
Maitland .. ..	10 to 20 years ..	28	80	..	..	5 <sup>1</sup>	3	2	....		
	20 to 30 ..			..	..	25 <sup>2</sup>	2 <sup>1</sup>	8	....		
	30 to 40 ..			..	..	3	..	19	3	2 <sup>1</sup>	1
	40 to 50 ..			..	..	..	..	12 <sup>1</sup>	5	2	....
	50 years and upwards..			..	..	..	..	15	1	1	....
Total .. ..	28	80	3	..	76 <sup>4</sup>	14 <sup>1</sup>	15 <sup>1</sup>	1			
Penal Establishment, Cockatoo Island ..	10 to 20 years ..	12	188	..	..	....	....	....	....		
	20 to 30 ..			..	..	....	....	....	....		
	30 to 40 ..			..	..	....	....	....	....		
	40 to 50 ..			..	..	....	....	....	....		
	50 years and upwards..			..	..	....	....	....	....		
Total .. ..	12	188	..	..	....	....	....	....			
TOTALS OF OLD ESTABLISHED GAOLS, &C.		524	1,227	46	1	470 <sup>13</sup>	86 <sup>1</sup>	131 <sup>10</sup>	36		

NOTE.—The small figures denote black or coloured prisoners.

PRISONERS.

and the Number of PRISONERS received therein during the year 1864; also, the Education of same.

DURING THE YEAR 1864.								Greatest		EDUCATION.							
UNDER SENTENCE TO—						TOTAL NUMBER.		Number received at any one time.		Number who can read and write.		Number who can read only.		Number who cannot read.			
Labour.		Imprisonment.		Solitary Confinement.		M.	F.	M.	F.	M.	F.	M.	F.	M.	F.		
M.	F.	M.	F.	M.	F.	M.	F.	M.	F.	M.	F.	M.	F.	M.	F.		
84 <sub>2</sub>	10	164 <sub>1</sub>	157	....	....	284 <sub>3</sub>	187	3	....	163 <sub>1</sub>	118	27	27	94 <sub>2</sub>	42		
275 <sub>11</sub>	25	366 <sub>16</sub>	370 <sub>1</sub>	....	....	754 <sub>28</sub>	485 <sub>1</sub>	12	2	490 <sub>7</sub>	283 <sub>1</sub>	58 <sub>1</sub>	66	206 <sub>20</sub>	136		
138 <sub>3</sub>	25	205 <sub>4</sub>	297	....	....	436 <sub>8</sub>	351	4	....	318 <sub>3</sub>	185	28	62	90 <sub>5</sub>	104		
71	21	158 <sub>1</sub>	258	....	....	269 <sub>1</sub>	289	4	....	166 <sub>1</sub>	108	18	62	85	119		
45	18	187	114	....	....	209	136	3	1	102	67	27	16	80	53		
....	....	....	....	....	....	42	41	....	....	....	....	....	....	....	....		
613 <sub>16</sub>	99	1,080 <sub>22</sub>	1,196 <sub>1</sub>	....	....	1,994 <sub>40</sub>	1,399 <sub>1</sub>	26	3	1,239 <sub>12</sub>	711 <sub>1</sub>	158 <sub>1</sub>	233	555 <sub>27</sub>	454		
27	1	4	....	....	....	31	1	....	....	14	1	7	....	10	....		
55 <sub>2</sub>	7	10	....	....	....	66 <sub>2</sub>	7	10 <sub>2</sub>	1	40 <sub>1</sub>	3	17 <sub>1</sub>	4	9	....		
41 <sub>5</sub>	4	17	....	....	....	60 <sub>5</sub>	4	3	....	23	2	19 <sub>4</sub>	1	18 <sub>1</sub>	1		
32 <sub>3</sub>	10	28	7	....	....	63 <sub>3</sub>	17	....	1	30	9	17 <sub>1</sub>	5	16 <sub>2</sub>	3		
18 <sub>1</sub>	8	27	8	3	....	48 <sub>1</sub>	16	2	1	31	10	9	2	8 <sub>1</sub>	4		
173 <sub>11</sub>	30	86	15	3	....	268 <sub>11</sub>	45	15 <sub>2</sub>	3	138 <sub>1</sub>	25	69 <sub>6</sub>	12	61 <sub>4</sub>	8		
....	2	3	....	....	....	5 <sub>2</sub>	2	.... <sub>1</sub>	....	1	....	1	....	3 <sub>2</sub>	2		
8	....	16	7	....	....	74 <sub>1</sub>	9	3	....	26	4	12	1	36 <sub>1</sub>	4		
17	1	22	7	....	....	69 <sub>1</sub>	8	7	....	36	3	9 <sub>1</sub>	2	24	3		
13	2	17	5	....	....	45	7	....	....	24	1	1	1	20	5		
9	....	16	4	....	....	25	4	....	....	7	....	14	4	4	....		
47	5	74	23	....	....	218 <sub>4</sub>	30	10 <sub>1</sub>	....	94	8	37 <sub>1</sub>	8	87 <sub>3</sub>	14		
2 <sub>1</sub>	....	8	1	....	....	21 <sub>1</sub>	2	....	....	6	....	2	....	13 <sub>1</sub>	2		
16 <sub>9</sub>	2	12 <sub>6</sub>	5	....	....	66 <sub>20</sub>	7	5 <sub>2</sub>	....	36	1	8	1	22 <sub>20</sub>	5		
16 <sub>3</sub>	3	23 <sub>2</sub>	9	....	....	58 <sub>12</sub>	12	9	....	39 <sub>1</sub>	3	6	3	13 <sub>11</sub>	6		
15 <sub>1</sub>	3	23	19	....	....	59 <sub>1</sub>	23	2	1	33	2	10	11	16 <sub>1</sub>	10		
15	....	26	3	....	....	56	8	6	1	26	....	4	3	26	5		
64 <sub>14</sub>	8	97 <sub>8</sub>	42	....	....	260 <sub>34</sub>	52	22 <sub>2</sub>	2	140 <sub>1</sub>	6	30	18	90 <sub>33</sub>	28		
9	....	3	4	....	....	19 <sub>1</sub>	7	.... <sub>1</sub>	....	9	3	3 <sub>1</sub>	2	7	2		
88 <sub>4</sub>	4	27 <sub>6</sub>	11	....	....	148 <sub>12</sub>	17 <sub>1</sub>	9	....	107 <sub>1</sub>	6 <sub>1</sub>	12 <sub>1</sub>	6	29 <sub>10</sub>	5		
30 <sub>1</sub>	2	38 <sub>2</sub>	14	....	....	92 <sub>4</sub>	20	1	....	77 <sub>1</sub>	7	3	7	12 <sub>3</sub>	6		
23 <sub>1</sub>	3	33	30	....	....	70 <sub>2</sub>	38	2	....	42 <sub>1</sub>	20	8	9	20 <sub>1</sub>	9		
12	6	42	16	....	....	70	23	....	....	52	8	4	7	14	8		
162 <sub>6</sub>	15	143 <sub>8</sub>	75	....	....	399 <sub>19</sub>	105 <sub>1</sub>	12 <sub>1</sub>	....	287 <sub>3</sub>	44 <sub>1</sub>	30 <sub>2</sub>	31	82 <sub>14</sub>	30		
2	....	....	....	....	....	2	....	....	....	2	....	....	....	....	....		
21 <sub>1</sub>	....	....	....	....	....	21 <sub>1</sub>	....	9 <sub>1</sub>	....	16	....	3	....	2 <sub>1</sub>	....		
24	....	....	....	....	....	24	....	7	....	13	....	1	....	10	....		
13	....	....	....	....	....	13	....	6	....	4	....	1	....	8	....		
1	....	....	....	....	....	1	....	....	....	1	....	....	....	....	....		
61 <sub>1</sub>	....	....	....	....	....	61 <sub>1</sub>	....	22 <sub>1</sub>	....	36	....	5	....	20 <sub>1</sub>	....		
1,120 <sub>48</sub>	157	1,430 <sub>38</sub>	1,351 <sub>1</sub>	3	....	3,200 <sub>109</sub>	1,631 <sub>2</sub>	107 <sub>7</sub>	8	1,934 <sub>17</sub>	794 <sub>2</sub>	329 <sub>10</sub>	302	895 <sub>82</sub>	534		

<sup>a</sup>The education of "Debtors" unknown.

STATISTICS OF

GAOLS, ETC., AND

No. 27.—RETURN of the NEWLY ESTABLISHED GAOLS, and the Number of PRISONERS

PRISON, WHERE SITUATED.	RESPECTIVE AGES OF PRISONERS.	Number of Prisoners the Prison is capable of containing in separate Cells.	Number of Prisoners the Prison is capable of containing where more than one Prisoner sleeps in one Cell.	NUMBER OF PRISONERS RECEIVED						
				Debtors.		For Trial.		In Transitu.		
				M.	F.	M.	F.	M.	F.	
Albury .. .. .	10 to 20 years .. ..	12	36	....	....	....	....	1	....	
	20 to 30 " .. ..			....	....	2	....	....	....	
	30 to 40 " .. ..			....	....	2	....	....	....	
	40 to 50 " .. ..			....	....	3	....	....	....	
	50 years and upwards..			....	....	1	....	....	....	
Total .. ..	12	36	....	....	8	....	1	....		
Armidale .. .. .	10 to 20 years .. ..	12	24	....	....	6	....	....	....	
	20 to 30 " .. ..			....	....	2	....	....	....	
	30 to 40 " .. ..			....	....	1	....	....	1	....
	40 to 50 " .. ..			....	....	2	....	....	....	....
	50 years and upwards..			....	....	4	....	....	....	....
Total .. ..	12	24	1	....	14	....	1	....		
Berrima .. .. .	10 to 20 years .. ..	42	86	....	....	3	....	25	....	
	20 to 30 " .. ..			....	....	2	....	31	....	
	30 to 40 " .. ..			....	....	1	1	17	....	
	40 to 50 " .. ..			....	....	....	....	3	....	
	50 years and upwards..			....	....	....	....	....	....	
Total .. ..	42	86	....	....	6	1	76	....		
Braidwood .. .. .	10 to 20 years .. ..	12	36	....	....	3	1	....	....	
	20 to 30 " .. ..			....	....	5	1	1	....	
	30 to 40 " .. ..			....	....	5	....	1	....	
	40 to 50 " .. ..			....	....	3	3	1	....	
	50 years and upwards			....	....	1	....	1	....	
Total .. ..	12	36	....	....	17	5	4	....		
Deniliquin <sup>a</sup> .. .. .	10 to 20 years .. ..	12	36	1	....	9	....	1	....	
	20 to 30 " .. ..			1	....	....	....	....	....	
	30 to 40 " .. ..			2	....	5	....	....	....	
	40 to 50 " .. ..			....	....	6	....	....	....	
	50 years and upwards			....	....	....	....	....	....	
Total .. ..	12	36	4	....	20	....	1	....		
Eden .. .. .	10 to 20 years .. ..	5	11	....	....	2	....	1	....	
	20 to 30 " .. ..			....	....	....	....	....	....	
	30 to 40 " .. ..			....	....	....	....	....	....	
	40 to 50 " .. ..			....	....	....	....	....	....	
	50 years and upwards			....	....	1	....	....	....	
Total .. ..	5	11	....	....	3	....	1	....		

<sup>a</sup> Deniliquin Gaol proclaimed, 22 February, 1864.

NEW SOUTH WALES—1864.

PRISONERS—continued.

received therein during the Year 1864; also, the Education of same.

DURING THE YEAR 1864.								Greatest Number received at any one time.		EDUCATION.					
UNDER SENTENCE TO—						TOTAL NUMBER.				Number who can read and write.		Number who can read only.		Number who cannot read.	
Labour.		Imprisonment.		Solitary Confinement.		M.	F.	M.	F.	M.	F.	M.	F.	M.	F.
....	....	....	....	....	....	1	....	....	....	1	....	....	....	....	....
1	....	2	1	....	....	5	1	1	....	5	1	....	....	....	....
1	....	2	....	....	....	5	....	....	....	5	....	....	....	....	....
1	1	....	....	....	....	5	1	....	....	5	1	....	....	....	....
2	....	3	1	....	....	8	1	1	....	6	1	....	....	2	....
....	....	3	....	....	....	4	....	....	....	2	....	1	....	1	....
4	....	10	2	....	....	23	2	2	....	19	2	1	....	3	....
....	....	....	....	....	....	....	....	....	....	....	....	....	....	....	....
....	....	1	....	....	....	1	....	....	....	1	....	....	....	....	....
5	....	10	....	....	....	21	....	....	....	13	....	4	....	4	....
3	....	11	....	....	....	16	....	2	....	14	....	1	....	1	....
3	1	....	....	....	....	16	....	2	....	14	....	1	....	1	....
2	....	7	1	....	....	12	1	2	1	8	....	2	1	2	....
3	....	7	2	....	....	14	2	....	....	4	2	2	....	8	....
....	....	....	....	....	....	....	....	....	....	....	....	....	....	....	....
13	....	36	3	....	....	64	3	4	1	40	2	9	1	15	....
....	....	....	....	....	....	....	....	....	....	....	....	....	....	....	....
12	....	....	....	....	....	12	....	....	....	5	....	3	....	4	....
25	....	3	....	....	....	56	....	4	2	27	....	14	....	15	....
....	....	....	....	....	....	....	....	....	....	....	....	....	....	....	....
16	....	5	....	....	....	54	....	2	....	10	....	20	....	24	....
18	....	4	....	....	....	40	1	5	....	14	1	12	....	14	....
15	....	1	....	....	....	19	....	3	....	7	....	7	....	5	....
....	....	....	....	....	....	....	....	....	....	....	....	....	....	....	....
86	....	13	....	....	....	181	1	14	2	63	1	56	....	62	....
....	....	....	....	....	....	....	....	....	....	....	....	....	....	....	....
1	....	3	1	....	....	7	2	....	....	....	1	1	....	6	1
1	....	9	3	....	....	16	4	1	....	9	2	2	1	5	1
3	....	8	2	....	....	17	2	2	....	13	....	1	....	3	2
1	....	12	2	....	....	17	5	....	....	8	2	2	....	7	3
3	....	5	....	....	....	10	....	....	....	6	....	....	....	4	....
....	....	....	....	....	....	....	....	....	....	....	....	....	....	....	....
9	....	37	8	....	....	67	13	3	2	36	5	6	1	25	7
....	....	....	....	....	....	....	....	....	....	....	....	....	....	....	....
....	....	1	....	....	....	2	....	....	....	1	....	1	....	....	....
....	....	7	....	....	....	18	....	2	....	12	....	4	....	2	....
2	....	10	5	....	....	19	5	1	....	11	3	4	2	4	....
1	....	5	2	....	....	12	2	....	....	6	1	2	1	4	....
....	....	6	....	....	....	6	....	....	....	3	....	1	....	2	....
....	....	....	....	....	....	....	....	....	....	....	....	....	....	....	....
3	....	29	7	....	....	57	7	3	....	33	4	12	3	12	....
....	....	....	....	....	....	....	....	....	....	....	....	....	....	....	....
1	....	....	....	....	....	1	....	1	....	....	....	1	....	....	....
2	....	1	....	....	....	6	....	1	....	5	....	1	....	....	....
2	....	1	....	....	....	3	....	....	....	2	....	....	....	1	....
....	....	....	....	....	....	....	....	....	....	....	....	....	....	....	....
1	....	3	....	....	....	5	....	....	....	4	....	1	....	....	....
....	....	....	....	....	....	....	....	....	....	....	....	....	....	....	....
6	....	5	....	....	....	15	....	2	....	11	....	3	....	1	....

NOTE.—The small figures denote black or coloured prisoners.

## STATISTICS OF

GAOLS, ETC., AND

No. 27.—RETURN OF NEWLY ESTABLISHED GAOLS—*continued.*

PRISON, WHERE SITUATED.	RESPECTIVE AGES OF PRISONERS.	Number of Prisoners the Prison is capable of containing in separate Cells.	Number of Prisoners the Prison is capable of containing where more than one Prisoner sleeps in one Cell.	NUMBER OF PRISONERS RECEIVED					
				Debtors.		For Trial.		In Transitu.	
				M.	F.	M.	F.	M.	F.
Grafton .. .. .	10 to 20 years .. ..	13	30	....	....	3 <sub>1</sub>	....	....	....
	20 to 30 " .. ..			....	....	7	....	4	....
	30 to 40 " .. ..			....	....	11	2	5	....
	40 to 50 " .. ..			1	....	6 <sub>1</sub>	....	....	....
	50 years and upwards..			....	....	8	....	....	....
Total .. ..	13	30	1	....	35 <sub>2</sub>	2	9	....	
Mudgee .. .. .	Under 10 years .. ..	12	24	....	....	....	....	....	....
	10 to 20 " .. ..			....	....	3	1	....	....
	20 to 30 " .. ..			....	....	20 <sub>2</sub>	....	....	....
	30 to 40 " .. ..			....	....	10 <sub>1</sub>	....	2	....
	40 to 50 " .. ..			....	....	6	....	1	1
50 years and upwards..	....	....	3	....	1	....			
Total .. ..	12	24	....	....	42 <sub>3</sub>	1	4	1	
Wagga Wagga .. .. .	10 to 20 years .. ..	11	33	....	....	1	....	....	....
	20 to 30 " .. ..			....	....	6 <sub>2</sub>	....	1	....
	30 to 40 " .. ..			....	....	1	....	2	....
	40 to 50 " .. ..			....	....	1	....	1	....
	50 years and upwards..			....	....	1	....	1	....
Total .. ..	11	33	....	....	9 <sub>2</sub>	....	4	....	
Windsor .. .. .	Under 10 years .. ..	12	36	....	....	....	....	....	....
	10 to 20 " .. ..			....	....	1	....	1	....
	20 to 30 " .. ..			....	....	24	....	....	....
	30 to 40 " .. ..			....	....	6	....	1	....
	40 to 50 " .. ..			....	....	1	....	....	....
50 years and upwards..	....	....	....	....	....	....			
Total .. ..	12	36	....	....	32	....	2	....	
Wollongong.. .. .	Under 10 years .. ..	6	18	....	....	....	....	....	....
	10 to 20 " .. ..			....	....	....	....	1	....
	20 to 30 " .. ..			....	....	1	....	....	....
	30 to 40 " .. ..			....	....	....	....	2	1
	40 to 50 " .. ..			....	....	1	....	....	....
50 years and upwards..	....	....	....	....	....	....			
Total .. ..	6	18	....	....	2	....	3	1	
Yass .. .. .	10 to 20 years .. ..	12	44	....	....	7	....	1	....
	20 to 30 " .. ..			....	....	19 <sub>2</sub>	....	7	2
	30 to 40 " .. ..			....	....	20 <sub>1</sub>	2	8	....
	40 to 50 " .. ..			....	....	16 <sub>1</sub>	....	9	2
	50 years and upwards..			....	....	4	....	6	....
Total .. ..	12	44	....	....	66 <sub>4</sub>	2	31	4	
TOTALS OF NEWLY ESTABLISHED GAOLS ..		161	414	6	....	254 <sub>19</sub>	11	136 <sub>1</sub>	6

NOTE:—The small figures denote black or coloured prisoners.

NEW SOUTH WALES—1864.

PRISONERS—continued.

DURING THE YEAR 1864.								Greatest		EDUCATION.					
UNDER SENTENCE TO—						TOTAL NUMBER.		Number received at any one time.		Number who can read and write.		Number who can read only.		Number who cannot read.	
Labour.		Imprisonment.		Solitary Confinement.		M.	F.	M.	F.	M.	F.	M.	F.	M.	F.
....	....	....	....	....	....	3 <sub>1</sub>	....	1	....	1	....	1	....	1	....
....	....	1	....	....	....	12	....	....	....	9	....	1	....	2	....
....	....	....	....	....	....	16	2	2	1	13	1	1	....	2	1
....	....	....	....	....	....	7	....	....	....	6	....	....	....	1	....
....	....	....	....	....	....	8	....	1	....	5	....	2	....	1	....
....	....	1	....	....	....	46 <sub>2</sub>	2	4 <sub>1</sub>	1	34	1	5	....	7 <sub>2</sub>	1
....	....	2	2	....	....	2	2	....	....	....	....	....	....	2	2
3	....	1	1	2	....	9	2	....	....	4	1	2	....	3	1
3	....	14 <sub>2</sub>	....	....	....	37 <sub>5</sub>	....	....	....	22 <sub>2</sub>	....	4	....	11 <sub>3</sub>	....
6	....	8 <sub>1</sub>	2	....	....	26 <sub>4</sub>	2	3 <sub>2</sub>	3	19	1	4	1	8 <sub>4</sub>	....
8	2	11	3	1	....	27 <sub>1</sub>	6	....	....	23 <sub>1</sub>	2	1	1	3	3
9	1	9	2	....	....	22	3	....	....	20	3	1	....	1	....
29 <sub>4</sub>	3	45 <sub>3</sub>	10	3	....	123 <sub>10</sub>	15	3 <sub>2</sub>	3	88 <sub>3</sub>	7	12	2	23 <sub>7</sub>	6
....	....	....	....	....	....	1	....	....	....	1	....	....	....	....	....
1	....	5	1	....	....	13 <sub>2</sub>	1	1 <sub>1</sub>	1	11 <sub>1</sub>	1	....	....	2 <sub>1</sub>	....
3	....	10	2	....	....	16	2	2	....	13	2	....	....	3	....
2	....	6	....	....	....	8	....	....	....	8	....	....	....	....	....
3	....	3	....	....	....	8	....	1	....	7	....	....	....	1	....
9	....	24	3	....	....	46 <sub>2</sub>	3	4 <sub>1</sub>	1	40 <sub>1</sub>	3	....	....	6 <sub>1</sub>	....
....	....	1	....	....	....	1	....	....	....	....	....	....	....	1	....
1	....	4	6	....	....	3	....	....	....	3	....	....	....	....	....
1	....	4 <sub>1</sub>	....	....	....	29 <sub>1</sub>	6	....	....	14 <sub>1</sub>	....	3	6	12	....
2	....	3	1	....	....	12	1	3	1	12	....	....	....	....	....
1	2	3	2	....	....	5	4	....	....	2	....	1	....	2	4
3	1	15	3	....	....	18	4	....	....	6	....	4	....	8	4
8	3	26 <sub>1</sub>	12	....	....	68 <sub>1</sub>	15	3 <sub>1</sub>	1	37 <sub>1</sub>	....	8	6	23	9
....	....	1	....	....	....	1	....	....	....	1	....	....	....	....	....
2	1	1	1	....	....	4	2	....	....	2	1	1	....	1	1
3	....	3	1	....	....	7	1	3	1	4	1	1	....	2	....
12	....	1	....	....	....	15	1	5	....	12	1	....	....	3	....
1	....	2	2	....	....	4	2	....	1	3	1	1	....	....	1
7	....	1	....	....	....	8	....	4	....	4	....	2	....	2	....
25 <sub>1</sub>	1	9	4	....	....	39 <sub>1</sub>	6	12 <sub>1</sub>	2	26 <sub>1</sub>	4	5	....	8	2
....	....	....	1	....	....	8 <sub>1</sub>	1	....	1	1 <sub>1</sub>	....	....	....	7	1
5	....	9 <sub>11</sub>	2	....	....	40 <sub>15</sub>	4	1 <sub>7</sub>	1	25 <sub>2</sub>	1	4	....	11 <sub>13</sub>	3
4	1	2 <sub>16</sub>	....	....	....	34 <sub>18</sub>	3	2 <sub>8</sub>	....	22 <sub>6</sub>	2	2	....	10 <sub>12</sub>	1
3	1	5 <sub>7</sub>	1	....	....	33 <sub>9</sub>	4	....	....	19 <sub>7</sub>	....	2	....	12 <sub>2</sub>	4
6	2	2 <sub>1</sub>	....	....	....	18 <sub>1</sub>	2	2 <sub>1</sub>	....	6 <sub>1</sub>	....	....	....	12	2
18 <sub>4</sub>	4	18 <sub>36</sub>	4	....	....	133 <sub>44</sub>	14	5 <sub>25</sub>	2	73 <sub>17</sub>	3	8	....	52 <sub>27</sub>	11
210 <sub>18</sub>	11	253 <sub>53</sub>	53	3	....	862 <sub>91</sub>	81	59 <sub>38</sub>	11	500 <sub>26</sub>	32	125 <sub>2</sub>	13	237 <sub>63</sub>	36

NOTE.—The small figures denote black or coloured prisoners.



## STATISTICS OF

GAOLS, ETC., AND

No. 28.—RETURN of LOCK-UPS (proclaimed Gaols) and the Number of

PRISON, WHERE SITUATED.	Number of Prisoners the Prison is capable of containing in separate Cells.	Number of Prisoners the Prison is capable of containing where more than one Prisoner sleeps in one Cell.	NUMBER OF PRISONERS RECEIVED					
			Debtors.		For Trial.		In Transitu.	
			M.	F.	M.	F.	M.	F.
Camden .. .. .	3	17	....	....	96	23	....	....
Campbelltown .. .. .	13	23	....	....	9	....	22	2
Cooma .. .. .	2	3	2	....	2	....	12	....
Dubbo .. .. .	2	8	....	....	49	7	9	....
Gundagai .. .. .	4	16	....	....	26	....	23	4
Hartley .. .. .	8	28	....	....	26	2	88	4
Murrurundi .. .. .	4	8	....	....	6	1	34	5
Muswellbrook .. .. .	3	15	....	....	7	1	52	5
Orange .. .. .	4	22	....	....	10	2	31	2
Paterson.. .. .	2	16	....	....	14	1	6	....
Penrith .. .. .	2	30	....	....	....	....	103	10
Port Macquarie.. .. .	31	50	....	....	1	....	2	....
Queanbeyan .. .. .	4	12	....	....	57	4	14	....
Scone .. .. .	2	6	....	....	11	....	39	5
Singleton .. .. .	4	12	1	....	25	5	68	6
Tamworth .. .. .	4	20	....	....	17	1	5	1
Tenterfield .. .. .	3	8	....	....	10	....	2	1
Wellington .. .. .	2	8	....	....	18	....	8	....
TOTALS OF LOCK-UPS (PROCLAIMED GAOLS).. ..	97	302	3	....	384	47	518	45
TOTALS OF OLD ESTABLISHED GAOLS, &c. .. ..	524	1,227	46	1	470 <sub>13</sub>	86 <sub>1</sub>	131 <sub>10</sub>	36
TOTALS OF NEWLY ESTABLISHED GAOLS .. ..	161	414	6	....	254 <sub>19</sub>	11	136 <sub>1</sub>	6
GENERAL TOTAL .. ..	782	1,943	55	1	1,108 <sub>32</sub>	144 <sub>1</sub>	785 <sub>11</sub>	87

N.B.—In the Lock-ups (proclaimed Gaols) the white have not been distinguished from the black or coloured prisoners.

NEW SOUTH WALES—1864.

PRISONERS—continued.

PRISONERS received therein during the Year 1864; also, the Education of same.

DURING THE YEAR 1864.								Greatest Number received at any one time.		EDUCATION.					
UNDER SENTENCE TO—						TOTAL NUMBER.				Number who can read and write.		Number who can read only.		Number who cannot read.	
Labour.		Imprisonment.		Solitary Confinement.		M.	F.	M.	F.	M.	F.	M.	F.	M.	F.
....	..	18	5	6	3	120	31	5	..	72	1	6	4	42	26
1	1	7	2	43	10	82	15	3	..	40	5	..	..	42	10
9	..	43	4	....	....	68	4	4	..	37	1	14	2	17	1
....	..	1	..	1	....	60	7	3	1	39	..	5	4	16	3
14	2	19	6	....	....	82	12	3	1	60	4	9	..	13	8
....	..	34	2	....	....	148	8	28	..	96	4	54	2	18	2
3	..	5	1	....	....	48	7	6	1	26	2	7	1	15	4
....	..	13	2	....	....	72	8	9	2	39	2	7	2	26	4
16	7	....	..	....	....	57	11	5	..	33	2	8	1	16	8
1	..	3	1	....	....	24	2	4	..	11	1	4	..	9	1
22	2	....	..	....	....	125	12	26	..	75	4	11	4	39	4
2	..	5	..	....	....	10	....	2	..	8	..	..	..	2	..
3	..	12	..	....	....	86	4	4	1	53	..	10	2	23	2
....	..	2	2	....	....	52	7	10	2	29	2	5	2	18	3
9	5	37	8	....	....	140	24	9	2	85	12	13	3	42	9
6	..	17	1	1	....	46	3	2	1	24	..	13	1	9	2
1	..	10	1	....	....	23	2	2	..	21	1	..	..	2	1
3	..	14	3	1	....	44	3	2	1	27	1	..	..	17	2
90	17	240	38	52	13	1,287	160	127	12	775	42	146	28	366	90
1,120 <sub>48</sub>	157	1,430 <sub>38</sub>	1,351 <sub>1</sub>	3	....	3,200 <sub>109</sub>	1,631 <sub>2</sub>	107 <sub>7</sub>	8	1,934 <sub>17</sub>	794 <sub>2</sub>	329 <sub>10</sub>	302	895 <sub>82</sub>	534
210 <sub>18</sub>	11	253 <sub>53</sub>	53	3	....	862 <sub>91</sub>	81	59 <sub>39</sub>	11	500 <sub>26</sub>	32	125 <sub>2</sub>	13	237 <sub>63</sub>	36
1,420 <sub>66</sub>	185	1,923 <sub>91</sub>	1,442 <sub>1</sub>	58	13	5,349 <sub>200</sub>	1,872 <sub>2</sub>	293 <sub>45</sub>	31	3,209 <sub>43</sub>	868 <sub>2</sub>	600 <sub>12</sub>	343	1,498 <sub>145</sub>	660

NOTE.—The small figures denote black or coloured prisoners.

STATISTICS OF

GAOLS, ETC., AND

No. 29.—RETURN of the OLD ESTABLISHED GAOLS, and the PENAL ESTABLISHMENT, COCKATOO

PRISON, WHERE SITUATED.	RESPECTIVE AGES OF PRISONERS.	COMMITTED BEFORE.								EMPLOYED DURING THE YEAR.							
		Once.		Twice.		Three or more times.		TOTAL.		Labour in the Prison.		Labour out of the Prison.		Other Employments.		TOTAL.	
		M.	F.	M.	F.	M.	F.	M.	F.	M.	F.	M.	F.	M.	F.	M.	F.
Gaol, Darlinghurst, in the City of Sydney ..	10 to 20 years ..	21	12	3	7	11	24	35	43	81	10	..	..	88	83	169	93
	20 to 30 ..	32	20	18	17	20	57	70	94	246	25	..	..	388	198	634	223
	30 to 40 ..	25	16	15	16	17	62	57	94	120	27	..	..	196	142	316	169
	40 to 50 ..	15	5	13	9	21	49	49	63	51	18	..	..	148	94	199	112
	50 years and upwards	12	1	5	12	33	71	50	84	22	16	..	..	94	68	116	84
	Total ..	105	54	54	61	102	263	261	378	520	96	..	..	914	585	1,434	631
Parramatta ..	10 to 20 years ..	4	..	1	..	2	..	7	..	22	..	..	..	5	..	27	..
	20 to 30 ..	7	..	..	..	1	..	8	..	47	..	..	..	14	..	61	..
	30 to 40 ..	6	..	3	2	6	..	15	2	33	..	..	..	23	..	56	..
	40 to 50 ..	3	1	1	1	4	..	8	2	62	..	..	..	19	..	81	..
	50 years and upwards	2	..	2	4	2	5	6	9	35	..	..	..	8	..	43	..
	Total ..	22	1	7	7	15	5	44	13	199	..	..	..	69	..	268	..
Goulburn ..	10 to 20 years ..	1	..	..	..	..	..	1	..	..	..	..	..	..	..	..	..
	20 to 30 ..	11	..	12	..	..	..	23	..	24	2	..	..	..	..	24	2
	30 to 40 ..	13	3	26	1	19	3	58	7	17	1	..	..	..	..	17	1
	40 to 50 ..	10	3	40	..	12	4	62	7	13	..	..	..	..	..	13	..
	50 years and upwards	..	..	4	1	8	2	12	3	9	..	..	..	..	..	9	..
	Total ..	35	6	82	2	39	9	156	17	63	3	..	..	..	..	63	3
Bathurst ..	10 to 20 years ..	1	..	..	..	..	..	1	..	2	..	..	..	..	..	2	..
	20 to 30 ..	8	..	4	..	4	3	16	3	16	2	1	..	4	..	21	2
	30 to 40 ..	10	3	2	..	1	3	13	6	14	1	3	..	3	..	20	1
	40 to 50 ..	9	2	3	2	7	16	19	20	11	..	..	..	9	2	20	2
	50 years and upwards	6	..	2	1	6	1	14	2	15	3	2	..	11	..	28	3
	Total ..	34	5	11	3	18	23	63	31	58	6	6	..	27	2	91	8
Maitland ..	10 to 20 years ..	14	5	2	2	1	..	17	7	13	4	..	..	..	..	13	4
	20 to 30 ..	113	6	17	2	8	4	138	12	122	8	2	..	..	..	124	8
	30 to 40 ..	52	9	7	..	13	7	72	16	64	11	2	..	..	..	66	11
	40 to 50 ..	29	2	9	4	15	14	53	20	53	19	4	..	..	..	57	19
	50 years and upwards	26	6	7	1	17	10	50	17	39	20	2	..	..	..	41	20
	Total ..	234	28	42	9	54	35	330	72	291	62	10	..	..	..	301	62
Penal Establishment Cockatoo Island	10 to 20 years ..	..	..	..	..	..	..	..	..	..	..	1	..	..	..	1	..
	20 to 30 ..	..	..	..	..	..	..	..	..	..	..	45	..	..	..	45	..
	30 to 40 ..	..	..	..	..	..	..	..	..	..	..	56	..	..	..	56	..
	40 to 50 ..	..	..	..	..	..	..	..	..	..	..	50	..	..	..	50	..
	50 years and upwards	..	..	..	..	..	..	..	..	..	..	17	..	..	..	17	..
	Total ..	..	..	..	..	..	..	..	..	..	..	169	..	..	..	169	..
TOTALS OF OLD ESTABLISHED GAOLS, &C.		430	94	196	82	228	335	354	511	1,181	167	185	..	1010	587	2,326	754

NOTE.—The small figures denote black or coloured prisoners.

NEW SOUTH WALES—1864.

PRISONERS—continued.

ISLAND, and the Number of PRISONERS in confinement at MICHAELMAS, 1864, &c., &c.

GAOL PUNISHMENTS DURING THE YEAR.						Deaths during the Year.		NUMBER IN CONFINEMENT AT MICHAELMAS, 1864.																											
								FELONS.						PETTY LARCENY.						ASSAULTS.						OTHER OFFENCES.						GENERAL TOTAL.			
Solitary Confinement.		Other Punishments.		TOTAL.		M.	F.	M.	F.	M.	F.	M.	F.	M.	F.	M.	F.	M.	F.	M.	F.	M.	F.	M.	F.	M.	F.	M.	F.	M.	F.				
Tried.	Untried.	TOTAL.	Tried.	Untried.	TOTAL.																											Tried.	Untried.	TOTAL.	Tried.
20	11	51	1	71	11	20	2	20	2	20	2	16	2	16	2	1	1	1	1	1	1	8	15	1	9	15	46	2	18						
67	21	95	2	162	21	62	5	57	1	13	3	13	3	3	2	3	3	2	3	2	23	24	23	24	23	24	96	6	30						
36	25	38	1	74	25	29	1	6	35	1	3	3	3	6	3	4	2	4	2	19	21	19	21	19	21	64	2	27							
7	9	12	1	19	9	15	1	16	6	4	6	4	1	6	4	1	1	1	11	14	1	12	14	1	12	14	35	1	18						
2	7	4	1	6	7	13	2	15	8	6	8	6	2	8	6	2	2	12	22	1	13	22	1	13	22	38	2	28							
132	73	200	2	332	73	129	1	14	143	2	46	18	3	49	18	10	5	1	11	5	73	96	3	76	96	279	8	121							
8	..	..	..	8	..	5	..	5	3	..	3	..	..	3	..	..	..	..	..	..	4	..	..	4	..	..	12	..	..						
35	..	1	..	36	..	22	..	22	18	..	18	..	1	18	..	1	..	1	..	9	..	..	9	..	..	50	3	..							
38	..	6	..	44	..	39	..	39	42	..	42	..	7	42	..	7	..	7	..	14	..	1	15	..	103	6	..	..							
18	..	..	..	18	..	17	..	17	21	..	21	..	5	21	..	5	..	5	..	7	1	..	7	1	..	50	1	..	1						
9	..	..	..	9	..	2	..	2	8	..	8	..	3	8	..	3	..	3	..	9	..	..	9	..	..	22	2	..	..						
108	..	7	..	115	..	85	..	85	92	..	92	..	16	92	..	16	..	16	..	43	1	1	44	1	1	237	11	1	..						
1	..	..	..	1	..	4	..	4	3	..	3	..	..	3	..	..	..	1	..	1	..	..	..	..	..	10	1	..	..						
6	2	..	..	6	2	7	2	7	4	1	4	1	8	2	1	3	1	4	1	..	..	..	..	..	..	19	5	..	..						
1	2	..	..	1	2	4	1	4	5	1	3	1	8	2	2	1	2	..	4	1	..	..	..	..	..	16	4	..	..						
3	1	..	..	3	1	5	..	6	5	..	3	..	8	..	..	..	1	..	1	..	..	..	..	..	..	15	..	..	..						
..	..	..	..	..	..	2	..	4	..	..	1	..	1	..	..	..	1	..	1	..	..	..	..	..	..	6	..	..	..						
11	5	..	..	11	5	22	3	5	1	27	4	17	2	11	2	28	4	3	1	8	11	2	..	..	..	66	10	..	..						
4	..	..	..	4	..	..	..	1	..	1	..	..	..	..	..	..	..	..	..	..	1	..	..	1	..	2	..	..	..						
7	1	..	..	7	1	7	..	10	..	17	..	6	..	6	..	..	..	..	..	3	2	1	4	2	27	8	2	..	2						
2	..	..	..	2	..	7	..	5	..	12	..	1	..	1	..	..	..	..	..	4	2	1	5	2	18	8	2	..	2						
1	..	..	..	1	..	3	..	4	..	7	..	4	2	4	2	1	1	..	1	1	1	3	..	1	3	13	6	..	..						
2	..	..	..	2	..	8	..	2	..	10	..	3	..	3	..	..	..	..	..	5	..	..	5	..	18	..	..	..	..						
16	1	..	..	16	1	25	..	22	..	47	..	14	2	14	2	1	1	..	1	1	14	7	2	16	7	78	16	10	..						
4	..	..	..	4	..	1	..	1	..	2	..	..	..	..	..	..	..	..	..	3	2	..	3	2	5	2	..	..	..						
5	..	..	..	5	..	2	2	1	2	3	4	4	..	4	..	5	..	..	5	..	14	1	..	14	1	26	4	5	..						
1	1	..	..	1	1	3	..	1	..	4	..	2	..	2	..	2	..	1	2	1	7	4	1	8	4	16	1	5	..						
..	..	..	..	..	..	..	..	..	..	..	..	1	3	..	1	3	1	..	..	1	3	3	..	3	3	5	6	..	..	..					
1	1	..	..	1	1	2	..	1	..	3	..	3	..	3	..	..	..	..	..	3	2	..	1	3	3	9	3	..	..	..					
11	2	..	..	11	2	8	2	4	2	12	4	10	3	10	3	8	..	1	8	1	30	12	1	31	13	61	5	21	..						
..	..	1	..	38	..	1	..	1	..	45	..	45	..	..	..	..	..	..	..	..	..	..	..	..	..	1	..	..	..						
37	..	..	..	38	..	45	..	45	..	..	..	..	..	..	..	..	..	..	..	..	..	..	..	..	45	5	..	..	..						
36	..	..	..	36	..	56	..	56	..	..	..	..	..	..	..	..	..	..	..	..	..	..	..	..	56	1	..	..	..						
80	..	1	..	31	..	50	..	50	..	..	..	..	..	..	..	..	..	..	..	..	..	..	..	..	50	1	..	..	..						
..	..	..	..	..	..	17	..	17	..	..	..	..	..	..	..	..	..	..	..	..	..	..	..	..	17	..	..	..	..						
103	..	2	..	105	..	169	..	169	..	..	..	..	..	..	..	..	..	..	..	..	..	..	..	..	169	7	..	..	..						
381	81	209	2	590	81	188	6	45	4	483	10	179	25	14	2	193	27	38	7	9	2	17	9	160	116	7	1	167	10	163					

STATISTICS OF  
GAOLS, ETC., AND  
No. 30.—RETURN of the NEWLY ESTABLISHED GAOLS, and the

PRISON, WHERE SITUATED.	RESPECTIVE AGES OF PRISONERS.	COMMITTED BEFORE.								EMPLOYED DURING THE YEAR.							
		Once.		Twice.		Three or more times.		TOTAL.		Labour in the Prison.		Labour out of the Prison.		Other Employments.		TOTAL.	
		M.	F.	M.	F.	M.	F.	M.	F.	M.	F.	M.	F.	M.	F.	M.	F.
Albury .. .. .	10 to 20 years .. ..	1	..	..	..	..	..	1	..	..	..	1	..	..	..	1	..
	20 to 30 .. .. .	5	1	..	..	..	..	5	1	..	1	..	4	1	..	5	1
	30 to 40 .. .. .	7	1	..	..	..	..	7	1	..	..	7	1	..	..	7	1
	40 to 50 .. .. .	2	..	..	..	..	..	2	..	..	..	2	..	..	..	2	..
	50 years and upwards ..	1	..	1	..	..	..	2	..	1	..	..	..	1	..	2	..
	Total .. .. .	16	2	1	..	..	..	17	2	2	..	14	2	1	..	17	2
Armidale .. .. .	10 to 20 years .. ..	..	..	..	..	..	..	..	..	..	..	..	..	..	..	..	..
	20 to 30 .. .. .	6	..	..	..	..	..	6	..	..	..	..	..	..	..	..	..
	30 to 40 .. .. .	2	..	1	..	2	..	5	1	..	..	..	..	..	..	..	..
	40 to 50 .. .. .	..	..	1	..	4	..	5	..	1	..	..	..	..	..	1	..
	50 years and upwards ..	2	..	2	..	5	1	9	1	..	..	..	..	..	..	..	..
	Total .. .. .	10	..	4	1	11	1	25	1	1	..	..	..	..	1	..	
Berrima .. .. .	10 to 20 years .. ..	3	..	..	..	..	..	3	..	8	..	..	..	4	..	12	..
	20 to 30 .. .. .	4	1	3	..	..	..	7	2	23	6	..	..	5	..	28	6
	30 to 40 .. .. .	6	..	4	..	2	..	12	..	20	..	..	..	11	..	31	..
	40 to 50 .. .. .	11	1	2	..	1	..	14	1	17	..	..	..	5	1	22	1
	50 years and upwards ..	7	..	1	..	2	..	10	..	7	..	..	..	9	..	16	..
	Total .. .. .	31	1	10	1	5	..	46	2	75	6	..	..	34	1	109	6
Braidwood .. .. .	10 to 20 years .. ..	..	2	2	..	..	..	2	2	1	..	..	..	4	1	5	1
	20 to 30 .. .. .	..	..	1	..	1	..	2	..	1	..	..	10	4	11	2	4
	30 to 40 .. .. .	..	..	..	..	..	..	..	..	3	1	..	..	9	3	12	4
	40 to 50 .. .. .	..	..	1	1	1	..	2	1	..	..	1	..	13	2	14	2
	50 years and upwards ..	..	..	1	..	..	..	1	..	2	..	..	..	7	1	9	1
	Total .. .. .	..	2	5	1	2	..	7	3	7	2	1	..	43	7	51	10
Deniliquin* .. .. .	10 to 20 years .. ..	1	..	..	..	..	..	1	..	..	..	..	..	..	..	..	..
	20 to 30 .. .. .	..	..	..	..	..	..	..	..	..	..	..	..	..	..	..	..
	30 to 40 .. .. .	2	3	..	..	..	..	2	3	1	..	..	..	..	..	1	..
	40 to 50 .. .. .	..	..	..	..	..	..	..	..	..	..	..	..	..	..	..	..
	50 years and upwards ..	..	..	..	..	..	..	..	..	1	..	..	..	..	..	1	..
	Total .. .. .	3	3	..	..	..	..	3	3	2	..	..	..	..	2	..	
Eden .. .. .	10 to 20 years .. ..	..	2	..	..	..	..	..	2	..	..	..	..	..	..	..	..
	20 to 30 .. .. .	1	..	..	..	..	..	1	..	..	..	..	..	..	..	..	..
	30 to 40 .. .. .	..	..	1	..	..	..	..	1	..	..	..	..	..	..	..	..
	40 to 50 .. .. .	..	..	..	..	..	..	..	..	..	..	..	..	..	..	..	..
	50 years and upwards ..	..	..	..	..	..	..	..	..	..	..	..	..	..	..	..	..
	Total .. .. .	1	2	1	..	..	..	1	3	..	..	..	..	..	..	..	

\* Deniliquin Gaol proclaimed, 22 February, 1864.



No. 30.—NEWLY ESTABLISHED GAOLS—continued.

PRISON WHERE SITUATED.	RESPECTIVE AGES OF PRISONERS.	COMMITTED BEFORE.								EMPLOYED DURING THE YEAR.								
		Once.		Twice.		Three or more times.		TOTAL.		Labour in the Prison.		Labour out of the Prison.		Other Employments.		TOTAL.		
		M.	F.	M.	F.	M.	F.	M.	F.	M.	F.	M.	F.	M.	F.	M.	F.	
Grafton	10 to 20 years	..	..	..	..	..	..	..	..	..	..	..	..	..	1	..	1	..
	20 to 30 "	..	..	..	..	..	..	..	..	1	..	..	..	..	2	..	3	..
	30 to 40 "	..	..	..	..	..	..	..	..	..	..	..	..	..	..	..	..	..
	40 to 50 "	1	..	1	..	1	..	3	..	1	..	..	..	..	..	..	1	..
	50 years and upwards	..	..	..	..	..	..	..	..	..	..	..	..	..	..	..	..	..
	Total	1	..	1	..	1	..	3	..	2	..	..	..	3	..	5	..	
Mudgee	Under 10 years	..	..	..	..	..	..	..	..	3	..	..	..	2	2	2	2	..
	10 to 20 "	..	..	..	..	..	..	..	..	3	..	..	..	1	1	4	1	..
	20 to 30 "	..	..	..	..	..	..	..	..	1	..	..	..	14	..	17	..	..
	30 to 40 "	..	..	..	..	..	..	..	..	6	..	..	..	8	2	14	2	..
	40 to 50 "	..	..	..	..	..	..	..	..	8	2	..	..	11	3	19	5	..
	50 years and upwards	2	..	..	..	..	..	2	..	7	1	2	..	9	2	18	3	..
	Total	2	..	..	..	..	..	2	..	27	3	2	..	45	10	74	13	..
Wagga Wagga	10 to 20 years	..	..	..	..	..	..	..	..	..	..	..	..	..	..	..	..	..
	20 to 30 "	..	..	1	..	..	..	1	..	2	..	1	..	..	..	3	..	..
	30 to 40 "	1	..	..	..	..	..	1	..	..	..	3	..	..	..	3	..	..
	40 to 50 "	..	..	..	..	..	..	..	..	..	..	1	..	..	..	1	..	..
	50 years and upwards	..	..	..	..	..	..	..	..	..	..	..	..	..	..	..	..	..
	Total	1	..	1	..	..	..	1	..	2	..	5	..	..	..	7	..	..
Windsor	Under 10 years	..	..	..	..	..	..	..	..	..	..	..	..	1	..	1	..	..
	10 to 20 "	..	..	..	..	..	..	..	..	1	..	..	..	2	..	3	..	..
	20 to 30 "	..	..	..	..	..	..	..	..	..	..	1	..	27	6	28	6	..
	30 to 40 "	..	..	1	..	..	..	1	..	1	..	1	..	10	1	12	1	..
	40 to 50 "	..	..	1	..	..	..	1	..	1	2	..	..	5	2	6	4	..
	50 years and upwards	1	..	1	..	..	..	2	..	2	1	1	..	15	3	18	4	..
	Total	1	..	3	..	..	..	4	..	5	3	3	..	60	12	68	15	..
Wollongong	10 to 20 years	..	..	..	..	..	..	..	..	2	1	..	..	..	..	2	1	..
	20 to 30 "	..	..	..	1	..	..	1	..	3	..	..	..	..	..	3	..	..
	30 to 40 "	..	..	..	..	1	..	1	..	12	..	..	..	..	..	12	..	..
	40 to 50 "	..	..	1	1	..	..	1	..	1	..	..	..	..	..	1	..	..
	50 years and upwards	..	..	1	..	..	..	1	..	7	..	..	..	..	..	7	..	..
	Total	..	..	2	2	..	1	2	3	25	1	..	..	..	25	1	..	..
Yass	10 to 20 years	..	2	1	..	..	..	1	2	..	..	..	..	..	..	..	..	..
	20 to 30 "	2	..	2	..	..	..	4	..	5	..	..	..	..	..	5	..	..
	30 to 40 "	1	1	3	..	4	..	8	1	4	1	..	..	..	..	4	1	..
	40 to 50 "	1	2	4	4	5	..	10	6	3	3	..	..	..	..	3	3	..
	50 years and upwards	1	..	8	..	6	..	15	..	6	2	..	..	..	..	6	2	..
	Total	5	5	18	4	15	..	38	9	18	6	..	..	..	18	6	..	..
TOTALS OF NEWLY ESTABLISHED GAOLS		71	11	44	7	34	2	149	20	166	13	25	..	186	32	377	45	..

\* Deniliquin Gaol proclaimed, 22 February, 1864.

NOTE.—The small figures denote black prisoners.





## STATISTICS OF

GAOLS, ETC., AND

No. 31.—RETURN of Lock-ups (proclaimed Gaols,) and the

PRISON, WHERE SITUATED.	COMMITTED BEFORE.								EMPLOYED DURING THE YEAR.							
	Once.		Twice.		Three or more times.		TOTAL.		Labour in the Prison.		Labour out of the Prison.		Other Employments.		TOTAL.	
	M.	F.	M.	F.	M.	F.	M.	F.	M.	F.	M.	F.	M.	F.	M.	F.
Camden .. .. .	13	1	6	1	5	6	24	8	..	..	..	..	..	..	..	..
Campbelltown .. .. .	8	..	1	..	..	..	9	..	1	1	..	..	..	..	1	1
Cooma .. .. .	7	..	4	1	3	..	14	1	..	..	..	..	..	..	..	..
Dubbo .. .. .	..	..	..	..	..	..	..	..	..	..	..	..	..	..	..	..
Gundagai .. .. .	..	..	..	..	..	..	..	..	10	2	4	..	..	..	14	2
Hartley .. .. .	..	..	..	..	..	..	..	..	..	..	..	..	..	..	..	..
Murrurundi .. .. .	..	..	..	..	..	..	..	..	..	..	..	..	3	..	3	..
Muswellbrook .. .. . (Nil)	..	..	..	..	..	..	..	..	..	..	..	..	..	..	..	..
Orange .. .. .	2	2	..	..	..	..	2	2	..	..	..	..	2	..	2	..
Paterson .. .. .	..	1	..	..	..	..	..	1	..	..	1	..	..	..	1	..
Penrith .. .. .	1	..	3	..	5	2	9	2	22	2	..	..	..	..	22	2
Port Macquarie .. .. .	1	..	..	..	3	..	4	..	2	..	..	..	..	..	2	..
Queanbeyan .. .. .	..	..	..	..	..	..	..	..	3	..	..	..	..	..	3	..
Scone .. .. . (Nil)	..	..	..	..	..	..	..	..	..	..	..	..	..	..	..	..
Singleton .. .. .	5	..	1	..	..	..	6	..	3	2	..	..	..	..	3	2
Tamworth .. .. .	..	..	..	..	..	..	..	..	6	..	..	..	..	..	6	..
Tenterfield .. .. .	3	..	..	..	..	..	3	..	1	..	..	..	..	..	1	..
Wellington .. .. .	1	1	..	..	..	..	1	1	..	..	3	..	..	..	3	..
TOTALS OF LOCK-UPS (PROCLAIMED GAOLS) ..	41	5	15	2	16	8	72	15	48	7	8	..	5	..	61	7
TOTALS OF OLD ESTABLISHED GAOLS, &c. ..	430 <sub>26</sub>	94 <sub>1</sub>	196 <sub>1</sub>	82	228 <sub>3</sub>	335 <sub>1</sub>	854 <sub>30</sub>	511 <sub>2</sub>	1131 <sub>54</sub>	167	185 <sub>9</sub>	..	1010 <sub>24</sub>	587	2326 <sub>87</sub>	754
TOTALS OF NEWLY ESTABLISHED GAOLS ..	71 <sub>5</sub>	11	44 <sub>4</sub>	7	34	2	149 <sub>9</sub>	20	166 <sub>18</sub>	13	25 <sub>3</sub>	..	186 <sub>12</sub>	32	377 <sub>33</sub>	45
GENERAL TOTAL .. .. .	542 <sub>31</sub>	110 <sub>1</sub>	255 <sub>5</sub>	91	278 <sub>3</sub>	345 <sub>1</sub>	1075 <sub>39</sub>	546 <sub>2</sub>	1345 <sub>72</sub>	187	218 <sub>12</sub>	..	1201 <sub>36</sub>	619	2764 <sub>120</sub>	806

N.B.—In the Lock-ups (proclaimed Gaols) the whites have not been distinguished from the black or coloured prisoners.





# CONVICTIONS.

## SUPREME AND CIRCUIT COURTS.

No. 33.—RETURN of the Number of CONVICTIONS in the SUPREME and CIRCUIT COURTS in the Colony, during the Year 1864.

WHERE TRIED.	FELONIES.																				MISDEMEANORS.																							
	OFFENCES AGAINST THE PERSON.										OFFENCES AGAINST PROPERTY.										MISCELLANEOUS.			OFFENCES AGAINST THE PERSON.			OFFENCES AGAINST PROPERTY.			MISCELLANEOUS.														
	Murder.	Manslaughter.	Shooting with intent to murder.	Shooting with intent to do grievous bodily harm.	Wounding with intent to do grievous bodily harm.	Rape.	Carnally abusing a girl under 10 years.	Assault with intent to know a girl under 10 years.	Unnatural offence.	Horse-stealing.	Cattle-stealing.	Unlawfully using a horse.	Malignously killing cattle.	Arson.	House-breaking.	Receiving stolen property.	Stealing in a dwelling-house, to value of £5.	Larceny.	Forgery and uttering.	Uttering a forgery.	Robbery with violence.	Robbery, being armed.	Attempt to rob with arms.	Assault with intent to rob.	Stealing from the person.	Bigamy.	Shooting to prevent lawful apprehension.	Escape from custody.	TOTAL NUMBER OF FELONIES.	Abduction.	Carnally knowing and abusing a girl above 10 and under 12 years.	Attempt to commit an unnatural offence.	Unlawfully wounding.	Assault.	Obtaining money and goods under false pretences.	Embezzlement.	Stealing posted letters.	Perjury.	Concealment of birth.	Uttering counterfeit coin.	Conspiracy to defraud.	Fraud by Trustee.	TOTAL NUMBER OF MISDEMEANORS.	TOTAL NUMBER OF CONVICTIONS.
Central Court, Sydney ... ..	1	...	2	2	4	1	...	...	2	...	...	1	3	2	1	...	4	10	5	2	6	...	...	...	3	2	1	52	...	...	1	2	2	4	2	...	...	...	1	2	1	15	67	2
Circuit Courts.—																																												
Goulburn ... ..	2	3	...	1	...	1	...	1	3	...	1	...	...	...	1	...	...	...	...	...	17	...	1	1	1	...	...	33	...	1	1	...	...	1	...	...	...	1	...	...	4	37	2	
Bathurst ... ..	1	1	1	...	...	...	2	...	2	1	...	...	...	...	2	3	3	...	1	...	12	2	...	1	1	...	33	2	...	1	2	...	1	...	...	1	...	...	...	7	40	...		
Maitland ... ..	...	1	...	...	2	...	1	...	4	...	...	...	...	...	...	...	5	...	...	3	...	...	...	...	...	16	...	...	...	1	...	...	...	1	2	1	...	...	...	5	21	1		
TOTAL, Circuit Courts ... ..	3	5	1	1	2	1	1	2	1	9	1	1	...	...	3	3	3	5	1	...	32	2	1	2	2	...	82	2	1	2	3	...	2	...	1	3	2	...	...	16	98	3		
GENERAL TOTAL ... ..	4	5	3	3	6	2	1	2	1	11	1	1	1	3	2	4	3	7	15	6	2	38	2	1	2	5	2	1	134	2	1	3	5	2	6	2	1	3	2	1	31	165	5*	

\* This represents the number of persons upon whom sentence of death was recorded.—Included in preceding columns.  
NOTE.—The Return refers to cases—not to individuals.



CONVICTIONS.

COURTS OF QUARTER SESSIONS.

No. 35.—RETURN of the Number of CONVICTIONS in the COURTS OF QUARTER SESSIONS in the Colony, during the Year 1864.

OFFENCES.	METROPOLITAN AND COAST DISTRICT.					SOUTHERN DISTRICT.				WESTERN DISTRICT.				SOUTH-WESTERN DISTRICT.				HUNTER RIVER DISTRICT.				NORTHERN DISTRICT.				GENERAL TOTAL.											
	Sydney.	Campbelltown.	Wollongong.	Port Macquarie.	Windsor.	Eden.	TOTAL.	Berrima.	Goulburn.	Yass.	Queanbeyan.	Cooma.	Braidwood.	TOTAL.	Orange.	Wellington.	Mudgee.	TOTAL.	Albury.	Wagga Wagga.	Gundagai.	Demigquin.	TOTAL.	East Maitland.	Singleton.		Muswellbrook.	Scone.	Murrumbidgee.	TOTAL.	Armidale.	Tenterfield.	Chafon.	Port Macquarie.	Tamworth.	TOTAL.	
<b>FELONIES.</b>																																					
Manslaughter ... ..															1			1							1											2	
Robbery, being armed ... ..								1		2	3				2		2									1										6	
Arson ... ..														1			1																			1	
Robbery ... ..	4					4								1		1																				5	
Stealing from the person ... ..	23		2			26														2	2	4		1	1			2	1			1	2		34		
Burglary ... ..	2					2		2		1	1	3							1		1														6		
Housebreaking ... ..	2					2		1	1	1	3																									5	
Stealing in a dwelling-house ... ..	10	1				11		1		1	2			2		1	3				1	1				1	1	2	2				2		21		
Larceny ... ..	51	1	1			55	2	16	1	2	3	24	6	5	5	16			3	3	6	4			4		4	4	1	2	4	11		116			
Bigamy ... ..																											3									3	
Receiving stolen property ... ..	8				1	9		1			1	1	1	1	3	6																			16		
Forgery and uttering ... ..	3					3		1	1		2				1	1	2			1		5	6												13		
Embezzlement ... ..	6					7				1	1	1							2		2										1	2		3	13		
Horse-stealing ... ..	2	1		1	2	6	2		7			9	2	2	3	4	11	1	2	1	4	8		2	2	1	5	2	1		2	5		44			
Cattle-stealing ... ..	1					1	1	1	9	2	2	15	1			1															2		2		19		
Assault with intent to rob ... ..	1					1																													1		
Feloniously stabbing, cutting, and wounding ... ..	3	1				4														2		2		1											7		
Maliciously wounding cattle ... ..	1					1																													1		
Feloniously stabbing, cutting, and wounding ... ..								2			2																									2	
Prison breach ... ..							1				1																									1	
Killing cattle ... ..								1			1				1																					2	
Attempting to extort money ... ..																																				1	
TOTAL NUMBER OF FELONIES ... ..	116	4	2	4	3	133	4	3	42	5	4	9	67	11	8	10	16	45	1	6	8	15	30	6	4	1	6	2	19	10	3	4	2	7	26	319	
<b>MISDEMEANORS.</b>																																					
Assault ... ..	4					4	1	2	1	1	1	6	1			1	1	1					2	1											14		
Assault on constables ... ..				1		1		1			1																									2	
Assault with intent to commit rape ... ..	2					2		1			1			1	1	1	2												1				1		6		
Indecent assault on female children under 12 years of age ... ..										1		1																								1	
Inflicting grievous bodily harm ... ..	2					2					1	1																								3	
Unlawfully wounding ... ..	7					7	2		1		3	1			1																					12	
Abduction ... ..																						1	1													1	
Keeping a bawdy house ... ..	14					14																														15	
Attempt to commit felony ... ..	6					6		1		1	2																									8	
Obtaining money or goods under false pretences ... ..	16					16	1	3		1	5									1	1	2		1			1		1						25		
Concealing birth... ..		1				1																														1	
Negligent escape... ..																					1		1													1	
Carnally knowing and abusing female children under 12 ... ..	1					1																														1	
Resisting a bailiff ... ..		1				1																														1	
Nuisance ... ..			3			3																															3
Unlawfully taking and using a horse ... ..											2	2			2	3	5																			7	
Attempt to scab sheep ... ..																1	1																			1	
Escape ... ..																				1		1	3				1									3	
Perjury ... ..																																					1
TOTAL NUMBER OF MISDEMEANORS... ..	52		5	1		58	4	8	2	4	4	22	2	1	3	4	10	1	8	1	3	8	2	2	1		5	2	1					8	106		
TOTAL NUMBER OF CONVICTIONS ... ..	168	4	7	5	3	3190	4	7	50	7	8	13	89	13	9	13	20	55	2	9	9	18	38	8	6	2	6	2	24	12	4	4	2	7	29	425	

NOTE. The Return refers to cases—not to individuals.

## STATISTICS OF

## No. 36.—DECENNIAL RETURN of the Number of CONVICTIONS in the SUPREME COURT and COURTS OF QUARTER SESSIONS.

YEAR.	FELONIES.			MISDEMEANORS.			TOTAL NUMBER OF CONVICTIONS.
	Supreme Court.	Courts of Quarter Sessions.	TOTAL.	Supreme Court.	Courts of Quarter Sessions.	TOTAL.	
1855	137	261	398	47	81	128	526
1856	136	219	355	32	74	106	461
1857	115	174	289	38	68	106	395
1858	119	181	300	33	82	115	415
1859	105	221	326	25	55	80	406
1860	76	240	316	19	70	89	405
1861	62	274	336	27	74	101	437
1862	90	301	391	29	94	123	514
1863	114	280	394	19	84	103	497
1864	134	319	453	31	106	137	590

## EXECUTIONS.

## No. 37.—RETURN of the Number of CRIMINALS EXECUTED, during the Year commencing 1st January and ending 31st December, 1864.

WHERE EXECUTED.	RELIGION.	AGE.	OFFENCE.	CONDITION.	NUMBER.
Sydney .....	Roman Catholic ....	38	Wounding with intent to murder.	Free (born in the Colony)	1
Bathurst.....	Protestant .....	40	Murder .....	Free.....	1
				Total.....	2

## No. 38.—DECENNIAL RETURN of the Number of CRIMINALS EXECUTED.

YEAR.	NUMBER.	YEAR.	NUMBER.
1855	5	1860	5
1856	Nil.	1861	2
1857	4	1862	6
1858	1	1863	6
1859	7	1864	2

\* One a female.

## SUMMARY JURISDICTION.

No. 39.—RETURN of PERSONS taken into CUSTODY and SUMMARILY DEALT WITH, COMMITTED FOR TRIAL, or DISCHARGED, between the 1st of January and the 31st December, 1864; also, the EDUCATION of same.

POLICE DISTRICTS.	BENCHES.	OFFENCES AGAINST THE PERSON.								OFFENCES AGAINST PROPERTY.								DRUNKENNESS.								DEGREE OF INSTRUCTION.						
		Taken into Custody.		Convicted.		Committed for Trial.		Discharged.		Taken into Custody.		Convicted.		Committed for Trial.		Discharged.		Taken into Custody.		Convicted.		Committed for Trial.		Discharged.		Can neither read nor write.		Can read only.		Can read and write.		
		M.	F.	M.	F.	M.	F.	M.	F.	M.	F.	M.	F.	M.	F.	M.	F.	M.	F.	M.	F.	M.	F.	M.	F.	M.	F.	M.	F.	M.	F.	
Albury	Albury	114	1	91	...	7	...	16	1	26	...	7	...	13	...	6	...	102	4	76	...	...	...	26	4	49	...	11	2	182	3	
	Tumbarumba	3	...	3	...	...	...	...	...	1	...	...	...	...	...	...	...	3	...	3	...	...	...	...	...	1	...	1	...	5	...	
	Corowa	2	...	...	...	1	...	1	...	...	...	...	...	...	...	...	...	8	...	1	...	...	...	4	...	1	...	3	...	9	1	
Armidale	Meragle*	...	...	...	...	...	...	...	...	...	...	...	...	...	...	...	...	...	...	...	...	...	...	...	...	...	...	...	...	...	...	
	Armidale	48	1	36	...	1	...	11	1	19	3	7	...	8	1	4	2	96	4	96	4	...	...	...	...	36	4	28	1	99	3	
	Walcha	2	...	1	...	...	...	1	...	2	...	...	...	...	...	...	...	6	...	2	...	...	...	3	...	1	...	1	...	11	...	
Bathurst	Bundarra	4	...	4	...	...	...	2	...	30	...	2	...	3	...	5	...	11	...	6	...	...	...	5	...	7	...	2	...	18	...	
	Bendemeer	6	...	4	...	...	...	1	...	20	1	5	...	10	...	5	1	11	...	11	...	...	...	...	...	29	...	2	...	27	2	
	Uralla	27	1	17	...	9	...	69	16	147	20	33	5	32	3	82	12	296	91	296	91	...	...	...	...	376	61	75	26	104	59	
Balranald	Bathurst	172	35	94	17	9	2	69	16	147	20	33	5	32	3	82	12	296	91	296	91	...	...	...	...	376	61	75	26	104	59	
	Sofala	21	2	16	2	1	...	4	...	28	5	20	3	6	...	2	2	14	5	14	5	...	...	...	...	28	5	15	3	20	4	
	Rockley	10	...	3	...	2	...	5	...	2	...	...	...	1	...	3	...	2	...	2	...	...	...	...	...	7	...	...	...	11	...	
Berrima	Balranald	2	...	2	...	...	...	...	...	...	...	...	...	...	...	...	...	1	...	...	...	...	...	...	...	...	...	...	...	...	...	
	Hay	21	3	13	3	3	...	5	...	14	...	1	...	11	...	3	...	41	...	20	...	...	...	21	...	15	...	1	...	60	3	
	Euston	1	...	...	...	...	...	...	...	1	...	...	...	2	...	1	...	3	...	...	...	...	...	...	...	...	...	...	...	...	...	
Binalong	Wentworth	15	1	14	...	...	...	1	1	13	1	1	...	2	1	10	...	26	...	23	...	...	...	3	...	10	1	1	...	43	1	
	Bourke	22	...	13	...	5	...	4	...	14	...	...	...	5	...	...	...	1	...	...	...	...	...	...	...	4	...	2	...	31	...	
	Berrima	28	3	10	...	4	1	14	2	14	...	...	...	9	...	5	...	11	...	3	...	...	...	11	...	13	2	...	...	40	1	
Braidwood	Binalong	4	...	3	...	...	...	1	...	9	...	...	...	6	...	...	...	...	...	...	...	...	...	...	...	...	...	...	...	...	...	
	Burrowa	43	1	25	1	2	3	16	...	38	...	5	...	11	...	17	...	22	...	8	...	...	...	14	...	...	...	...	...	...	...	
	Young <sup>b</sup>	144	15	86	7	26	3	82	5	244	5	131	1	26	...	87	4	56	13	16	4	...	...	40	9	84	6	23	5	113	8	
Bombala	Braidwood	63	3	22	2	14	1	27	...	51	3	12	...	13	2	26	1	7	...	4	...	...	...	3	1	27	3	3	...	43	2	
	Araluen	30	3	19	2	1	1	10	...	36	1	6	...	3	1	27	...	17	...	15	...	...	...	2	...	5	...	4	...	14	...	
	Bombala	5	...	2	...	1	...	2	...	1	1	1	1	...	...	...	...	7	...	1	...	...	...	6	...	...	...	4	...	23	...	
Broulee	Moruya	17	1	12	1	...	...	5	...	7	...	...	...	3	...	...	...	...	...	...	...	...	...	...	...	...	...	...	...	...	...	
	Nelligen	7	...	3	...	4	...	...	...	3	1	...	...	2	1	...	...	3	...	3	...	...	...	...	...	...	...	...	...	...	...	
	Nerrigundah	6	...	2	...	3	...	1	...	6	...	...	...	...	...	...	...	4	...	...	...	...	...	...	...	...	...	...	...	...	...	
Campbelltown	Camden	8	3	6	3	1	...	1	...	13	...	6	...	4	...	...	...	54	16	...	...	...	...	54	16	20	14	4	3	61	3	
	Pictou	16	2	7	1	1	...	8	1	25	...	...	...	4	...	14	...	52	9	...	...	...	...	52	9	18	6	10	2	65	3	
	Campbelltown	24	7	18	5	...	...	6	2	7	...	...	...	7	...	...	...	28	6	...	...	...	...	28	6	17	12	2	...	40	1	
Carcoar	Campbelltown	24	7	18	5	...	...	6	2	7	...	...	...	7	...	...	...	28	6	...	...	...	...	28	6	17	12	2	...	40	1	
	Carcoar	29	1	10	1	3	...	16	...	13	2	2	1	5	...	6	1	69	8	7	1	...	...	62	7	29	5	6	...	76	6	
	Canowindra (No Return)	...	...	...	...	...	...	...	...	...	...	...	...	...	...	...	...	...	...	...	...	...	...	...	...	...	...	...	...	...	...	...
Cassilis	Pyes*	...	...	...	...	...	...	...	...	...	...	...	...	...	...	...	...	...	...	...	...	...	...	...	...	...	...	...	...	...	...	...
	Cowra	20	1	10	...	...	...	10	1	4	...	...	...	2	...	...	...	5	1	...	...	...	...	5	1	5	1	6	1	18	...	
	Tuena	...	...	...	...	...	...	...	...	3	...	...	...	1	...	...	...	...	...	...	...	...	...	...	...	...	...	...	...	...	...	...
Cooma	Cassilis	7	1	3	...	...	...	4	1	11	...	5	...	2	...	4	...	9	4	9	3	...	...	1	...	5	1	3	3	19	1	
	Merrriwa	29	1	21	...	...	...	8	1	17	...	12	...	4	...	1	...	23	3	11	...	...	...	12	3	34	1	9	2	21	1	
	Cooma	17	1	5	...	6	...	6	1	24	...	9	...	8	...	7	...	23	3	11	...	...	...	12	3	34	1	9	2	21	1	
Nimitabelle	Kiandra	28	1	9	...	5	...	14	1	11	...	7	...	3	...	1	...	10	...	10	...	...	...	...	...	17	...	12	...	20	1	
	Nimitabelle	12	3	8	1	...	...	4	2	13	...	5	...	2	...	6	...	7	...	7	...	...	...	...	...	11	...	5	...	16	2	

\* No Court of Petty Sessions held at this place.

<sup>b</sup> Exclusive of nine cases remanded to other Benches.



No. 39.—SUMMARY JURISDICTION—continued.

POLICE-DISTRICTS.	BENCHES.	OFFENCES AGAINST THE PERSON.								OFFENCES AGAINST PROPERTY.								DRUNKENNESS.								DEGREE OF INSTRUCTION.						
		Taken into Custody.		Convicted.		Committed for Trial.		Discharged.		Taken into Custody.		Convicted.		Committed for Trial.		Discharged.		Taken into Custody.		Convicted.		Committed for Trial.		Discharged.		Can neither read nor write.		Can read only.		Can read and write.		
		M.	F.	M.	F.	M.	F.	M.	F.	M.	F.	M.	F.	M.	F.	M.	F.	M.	F.	M.	F.	M.	F.	M.	F.	M.	F.	M.	F.	M.	F.	
Deniliquin	Deniliquin	43	7	24	6	4	...	15	1	19	...	8	...	3	...	8	...	29	6	...	5	...	29	1	25	3	2	1	64	9		
Dubbo	Dubbo	19	2	9	1	3	1	7	...	22	...	6	...	5	...	11	...	19	5	4	1	...	15	3	16	3	5	4	39	...		
	Coonabarabran	2	...	...	...	...	...	2	...	7	...	1	...	5	...	1	...	2	...	1	...	...	...	5	1	...	...	...	5	...		
	Coonamble	...	...	...	...	...	...	...	...	...	...	...	...	...	...	...	...	1	...	1	...	...	...	1	...	...	...	...	...	...		
Dungog	Dungog	6	2	5	1	1	...	1	...	6	1	1	...	2	...	3	...	1	...	1	...	...	...	1	...	...	...	...	...	...		
	Clarence Town	7	...	4	...	...	...	3	...	3	...	1	...	...	...	3	...	1	...	1	...	...	...	5	...	...	...	...	...	18	...	
Eden	Eden	12	...	8	...	...	...	4	...	3	...	...	...	1	...	2	...	1	...	1	...	...	...	1	...	...	...	...	10	...		
	Bega	22	...	10	...	...	...	12	...	6	...	1	...	...	...	5	...	13	1	7	1	...	6	...	...	...	...	...	12	1		
	Panbula	14	...	7	...	4	...	3	...	8	...	3	...	2	...	3	...	14	3	4	2	...	...	...	...	...	...	...	19	1		
Gosford	Gosford	10	2	5	1	2	...	3	...	10	2	4	...	...	...	6	...	14	...	4	...	...	...	10	...	4	2	2	16	...		
Goulburn	Goulburn	52 <sup>b</sup>	9	27	5	6	1	19	3	86 <sup>c</sup>	12	27	5	31	3	28	4	151	45	64	29	...	87	16	102	36	22	11	188	19		
	Collector	...	...	...	...	...	...	...	...	...	...	...	...	...	...	...	...	1	...	...	...	...	...	...	...	...	...	...	...	...	...	
Grafton	Grafton	23	...	11	...	1	...	11	...	11	...	5	...	5	...	1	...	27	...	1	...	...	...	10	...	...	...	...	...	...	...	
Gundagai	Gundagai	27	14	12	9	3	...	12	5	49	2	16	1	18	...	15	1	7	4	5	3	...	4	4	17	14	8	1	58	5		
Hartley	Hartley	14	3	7	3	...	...	7	...	38	...	12	...	2	...	24	...	12	...	3	...	...	...	9	5	18	8	18	...	28	...	
Kiama	Kiama	12	1	8	1	1	...	3	...	8	5	5	1	2	1	3	...	10	2	7	1	...	...	...	...	...	...	...	24	5		
Maitland	East Maitland	39	17	31	10	...	1	8	6	14	2	3	1	6	...	5	...	11	...	3	...	...	...	11	5	17	5	5	9	42	10	
	West Maitland	180	54	107	39	4	1	69	14	38	12	21	7	3	...	14	5	87	34	...	...	...	...	...	...	...	...	...	217	34		
	Black Creek	...	...	...	...	...	...	...	...	...	...	...	...	...	...	...	...	...	...	...	...	...	...	...	...	...	...	...	...	...	...	
	Morpeth	52	8	45	7	4	...	3	1	8	2	2	1	2	...	4	1	70	14	...	...	...	70	14	28	10	41	9	61	5		
M'Leay	Kompsey	12	...	12	...	...	...	...	...	1	...	...	...	1	...	...	...	7	...	7	...	...	...	...	...	...	...	...	...	...	...	
M'Donald River	St. Alban's	...	...	...	...	...	...	...	...	...	...	...	...	...	...	...	...	...	...	...	...	...	...	...	...	...	...	...	...	...	...	
Manning River	Wingham	...	...	...	...	...	...	...	...	...	...	...	...	...	...	...	...	...	...	...	...	...	...	...	...	...	...	...	...	...	...	
	Bungay Bungay	...	...	...	...	...	...	...	...	...	...	...	...	...	...	...	...	...	...	...	...	...	...	...	...	...	...	...	...	...	...	...
	Cundletown	6	...	4	...	...	...	2	...	2	...	2	...	...	...	...	...	3	...	...	...	...	3	...	2	...	5	...	4	...	...	
Moama	Moama	3	...	1	...	...	...	2	...	8	...	4	...	1	...	3	...	...	...	...	...	...	...	...	...	...	...	...	...	...	...	
Molong	Molong	13	1	3	...	1	...	9	1	11	...	4	...	1	...	6	...	...	...	...	...	...	...	...	1	...	1	...	9	...	...	
	Condobolin (No Return)	...	...	...	...	...	...	...	...	...	...	...	...	...	...	...	...	12	1	4	...	...	...	8	1	11	1	8	1	17	...	...
	Forbes	113	16	69	3	2	1	42	12	61	4	15	2	21	...	25	2	15	4	...	...	...	...	...	...	...	...	...	...	...	...	
Moulamein	Moulamein	2	...	1	...	...	...	1	...	1	...	...	...	1	...	...	...	3	...	1	...	...	15	4	23	7	2	1	164	16	...	
Mudgee	Mudgee	141	20	72	8	29	1	40	11	37	2	20	...	9	...	8	2	48	8	6	...	42	8	61	11	24	5	141	14	4		
	Hargraves	16	2	6	1	...	...	10	1	4	1	2	...	...	...	2	1	6	...	3	...	...	3	...	11	...	2	...	13	3	...	
	Wingeyer	10	...	7	...	1	...	2	...	9	1	2	1	...	...	...	7	...	...	...	...	...	...	...	6	1	3	...	10	...	...	
	Avisford <sup>d</sup>	...	...	...	...	...	...	...	...	...	...	...	...	...	...	...	...	...	...	...	...	...	...	...	...	...	...	...	...	...	...	...
Murrurundi	Murrurundi	17	4	8	1	2	1	7	2	20	3	5	2	4	...	11	1	19	2	5	...	...	...	...	...	...	...	...	...	...	...	
Muswellbrook	Muswellbrook	30	3	16	2	...	...	14	1	18	1	5	1	7	...	7	...	13	1	...	...	...	14	2	14	4	6	3	36	2	...	
Newcastle	Newcastle	439	21	339	20	1	...	99	1	58	13	19	3	6	...	31	6	143	14	15	...	...	...	13	1	18	1	2	1	41	3	
Orange	Orange	29	10	18	7	...	1	11	2	26	3	3	...	3	...	15	2	41	2	3	...	...	...	128	14	5	29	...	635	18	...	
Parramatta	Parramatta	99	31	71	23	...	...	28	8	70	30	33	17	4	3	33	10	46	29	...	...	...	38	2	34	9	9	2	53	4	...	
	Liverpool	8	6	5	4	...	1	3	...	9	1	9	...	...	...	32	13	...	...	...	...	...	46	29	69	42	7	21	139	27	...	
	Ryde	5	4	5	4	...	...	...	...	...	...	...	...	...	...	...	...	32	13	...	...	...	...	32	13	11	6	3	6	35	8	...
Paterson	Paterson	8	1	2	...	...	1	6	...	1	...	...	...	...	...	...	...	7	2	...	...	...	...	7	2	8	5	...	5	1	...	
Patrick's Plains	Singleton	112	31	53	14	2	...	57	17	38	7	7	2	7	...	1	...	6	...	...	...	...	6	...	5	1	2	...	8	...	...	
Penrith	Penrith	7	3	5	2	1	...	1	1	45	6	12	4	8	...	19	3	63	14	1	...	...	62	14	53	14	23	9	137	29	...	
Port Macquarie	Port Macquarie	1	...	1	...	...	...	...	...	6	1	3	...	...	...	16	2	89	14	65	5	...	...	24	9	32	9	16	3	93	11	...
Port Stephens	Stroud	6	...	5	...	1	...	...	...	1	...	...	...	...	...	3	1	6	1	...	1	...	6	...	2	...	...	...	13	...	...	
Queanbeyan	Queanbeyan	12	...	5	...	3	...	4	...	29 <sup>e</sup>	...	6	...	12	...	11	...	24	2	23	2	...	...	4	...	2	...	...	14	...	...	

<sup>a</sup> Two cases remanded to Dubbo.

<sup>b</sup> Exclusive of nine cases remanded to other Benches, and two cases not yet closed.

<sup>c</sup> Exclusive of seven cases remanded to other Benches.

<sup>d</sup> No Court of Petty Sessions held at this place.

<sup>e</sup> Exclusive of two persons remanded to other Benches.

No. 39.—SUMMARY JURISDICTION—continued.

POLICE DISTRICTS.	BENCHES.	OFFENCES AGAINST THE PERSON.								OFFENCES AGAINST PROPERTY.								DRUNKENNESS.								DEGREE OF INSTRUCTION.						
		Taken into Custody.		Convicted.		Committed for Trial.		Discharged.		Taken into Custody.		Convicted.		Committed for Trial.		Discharged.		Taken into Custody.		Convicted.		Committed for Trial.		Discharged.		Can neither read nor write.		Can read only.		Can read and write.		
		M.	F.	M.	F.	M.	F.	M.	F.	M.	F.	M.	F.	M.	F.	M.	F.	M.	F.	M.	F.	M.	F.	M.	F.	M.	F.	M.	F.	M.	F.	
Raymond Terrace	Raymond Terrace	37	6	32	6	...	...	5	...	3	...	2	...	1	...	...	...	6	3	...	...	...	...	6	3	8	2	21	4	17	3	
Richmond River	Casino	6	...	6	...	...	...	...	...	1	...	...	...	...	...	1	...	6	...	6	...	...	...	...	...	3	...	1	...	9	...	
	Ballina	...	...	...	...	...	...	...	...	...	...	...	...	...	...	...	...	...	...	...	...	...	...	...	...	1	...	...	...	3	...	
	Lismore	...	...	...	...	...	...	...	...	4	...	1	...	2	...	1	...	...	...	...	...	...	...	...	...	...	...	...	...	...	...	
	Fairfield (Nil)	...	...	...	...	...	...	...	...	...	...	...	...	...	...	...	...	...	...	...	...	...	...	...	...	...	...	...	...	...	...	
Rylstone	Rylstone	2	...	...	...	1	...	1	...	11	...	2	...	4	...	5	...	14	3	3	...	...	...	11	3	9	1	2	1	16	1	
Scone	Scone	7	...	4	...	1	...	2	...	13	1	4	1	6	...	3	...	3	...	...	...	...	...	3	...	4	1	2	...	17	...	
Shoalhaven	Shoalhaven <sup>a</sup>	...	...	...	...	...	...	...	...	...	...	...	...	...	...	...	...	...	...	...	...	...	...	...	...	...	...	...	...	...	...	
	Ulladulla	2	1	...	1	...	...	2	...	3	...	1	...	...	...	2	...	1	...	...	...	...	...	1	...	2	...	...	1	4	...	
	Nowra	16 <sup>b</sup>	2	6	1	...	...	10	1	7 <sup>b</sup>	...	3	...	...	...	4	...	2	...	...	...	...	2	...	13	...	...	1	12	1	...	
	Numba <sup>a</sup>	...	...	...	...	...	...	...	...	...	...	...	...	...	...	...	...	...	...	...	...	...	...	...	...	...	...	...	...	...	...	
Sydney	Central Police Office	1919	1708	1157	1222	38	15	724	471	1002	441	394	235	216	50	392	156	681	479	...	...	...	...	681	479	653	986	2506	1504	443	138	
	Water Police Office	481	153	312	111	18	2	151	...	...	...	...	...	...	...	...	...	...	...	...	...	...	...	...	...	...	...	...	...	...	...	
	(Seamen's Offences)	535	...	282	...	2	...	251	...	40	246	73	117	37	36	9	93	27	240	97	...	...	...	240	97	181	138	346	60	977	125	
	(Prisoners of the Crown)	2	...	1	...	...	...	1	...	...	...	...	...	...	...	...	...	...	...	...	...	...	...	...	...	...	...	...	...	...	...	
Tamworth	Tamworth	36	1	21	...	3	1	12	...	30	2	9	2	2	...	19	...	37	7	3	2	...	...	34	5	28	5	17	4	58	1	
	Gunnedah	10	2	8	1	1	...	1	1	10	...	3	...	1	...	6	...	11	...	11	...	...	...	...	...	14	...	...	...	15	2	
	Nundle	8	...	1	...	6	...	...	...	7	...	2	...	3	...	2	...	3	...	...	...	...	...	3	...	8	...	2	...	8	...	
Tenterfield	Tenterfield	41	...	38	...	...	...	3	...	22	3	5	2	9	...	8	1	16	1	5	...	...	...	11	1	17	4	1	...	61	...	
	Timbarra (Nil)	...	...	...	...	...	...	...	...	...	...	...	...	...	...	...	...	...	...	...	...	...	...	...	...	...	...	...	...	...	...	
Tumut	Tumut	2	...	...	...	2	...	...	...	6	...	...	...	3	...	3	...	34	...	...	...	...	...	34	...	6	...	...	...	36	...	
	Adelong	...	...	...	...	...	...	...	...	...	...	...	...	...	...	...	...	...	...	...	...	...	...	...	...	...	...	...	...	...	...	
Wagga Wagga	Wagga Wagga	64	3	55	2	1	1	8	...	34	3	8	2	10	...	16	1	39	5	39	4	...	...	...	1	27	3	21	5	89	3	
	Naranderra	2	...	...	...	2	...	...	...	3	1	2	...	...	...	1	1	...	...	...	...	...	...	...	...	3	1	...	...	...	...	
	Urana <sup>c</sup>	...	...	...	...	...	...	...	...	...	...	...	...	...	...	...	...	...	...	...	...	...	...	...	...	...	...	...	...	...	...	
Warialda	Warialda	8	...	2	...	2	...	4	...	5	...	2	...	1	...	2	...	19	...	10	...	...	...	...	...	15	...	1	...	16	...	
	Bingera	11	...	4	...	...	...	7	...	13	...	...	...	8	...	5	...	12	...	9	...	...	...	...	...	7	...	3	...	26	...	
	Moree	...	...	...	...	...	...	...	...	...	...	...	...	...	...	...	...	...	...	...	...	...	...	...	...	...	...	...	...	...	...	
Wee Waa	Wee Waa	6	1	1	1	3	...	2	...	11	...	6	...	4	...	1	...	8	1	5	...	...	...	3	1	12	1	1	...	12	1	
	Walgett	...	...	...	...	...	...	10 <sup>d</sup>	...	...	...	...	...	...	...	...	...	...	...	...	...	...	...	...	...	...	...	...	...	...	...	
	Narrabri	3	...	1	...	1	...	6	...	2	...	1	...	3	...	...	...	...	...	...	...	...	...	...	...	...	...	...	...	...	...	
Wellington	Wellington	16	...	9	...	...	...	7	...	16	...	6	...	3	...	7	...	40	6	...	...	...	...	40	6	15	2	7	...	50	4	
	Tambaroora	58	4	32	2	1	...	25	2	19	2	8	1	...	11	1	13	13	7	7	...	...	...	6	6	45	9	27	5	18	5	
	Burrandong	...	...	...	...	...	...	...	...	...	...	...	...	...	...	...	...	...	...	...	...	...	...	...	...	...	...	...	...	...	...	
	Stony Creek	42	8	31	5	3	...	8	3	57	1	32	1	5	...	20	...	...	2	...	...	...	...	...	17	...	2	24	4	2	75	5
Wellingrove	Glen Innes	5	...	1	...	...	...	4	...	14	1	6	1	3	...	5	...	21	3	4	...	...	...	...	...	11	2	6	1	23	1	
	Inverell (No Return)	...	...	...	...	...	...	...	...	...	...	...	...	...	...	...	...	...	...	...	...	...	...	...	...	...	...	...	...	...	...	
Windsor	Windsor	46	7	20	5	1	...	25	2	25	6	10	2	3	...	12	4	22	11	...	...	...	...	22	9	33	17	30	5	30	2	
Wollongong	Wollongong	20	3	18	3	...	...	2	...	17	2	12	1	1	...	4	1	12	1	1	...	...	...	11	1	14	4	...	...	35	2	
Wollombi	Wollombi	8	3	4	3	1	...	3	...	6	3	1	1	2	...	3	2	9	3	...	...	...	...	9	3	9	7	3	...	11	2	
Yass	Yass	34	8	13	3	11	...	10	5	67	10	7	...	34	4	26	1	76	19	36	4	...	...	40	15	58	12	28	6	91	19	
	GENERAL TOTAL	5520	2273	3347	1586	281	37	1892	650	3319	702	1237	354	732	82	1349	266	3450	1057	1071	179	...	1	2379	377	*	*	*	*	*	*	
		537 <sup>e</sup>	...	283	...	2	...	252	...	...	...	...	...	...	...	...	...	...	...	...	...	...	...	...	...	...	...	...	...	...	...	...

<sup>a</sup> No Court of Petty Sessions held at this place. <sup>b</sup> Exclusive of two persons remanded to other Benches. <sup>c</sup> No Return could be made for this place, in consequence of a fire which destroyed the Police Station and the Books. <sup>d</sup> One escaped from custody. <sup>e</sup> Owing to the incompleteness of the Returns from some of the Benches, the totals of these columns cannot be given. <sup>f</sup> Seamen's offences and Prisoners of the Crown.

NEW SOUTH WALES—1864.

397





## STATISTICS OF

## IMPORTS AND EXPORTS.

(SEAWARD.)

No. 40.—TOTAL Value in Sterling of the IMPORTS and EXPORTS of the Colony, from and to each Country, in the Year 1864.

COUNTRIES.	IMPORTS FROM.	EXPORTS TO.	EXCESS OF IMPORTS.	EXCESS OF EXPORTS.
	£	£	£	£
United Kingdom .. .. .	3,856,161	2,559,380	1,296,781	.....
BRITISH COLONIES.				
Victoria .. .. .	1,942,001	992,476	949,525	.....
South Australia .. .. .	611,993	57,952	554,041	.....
Tasmania .. .. .	89,890	29,363	60,527	.....
New Zealand.. .. .	715,278	1,043,040	.....	327,762
Queensland .. .. .	1,011,884	1,309,675	.....	297,791
Western Australia .. .. .	1,477	3,112	.....	1,635
Norfolk Island .. .. .	1,010	.....	1,010	.....
Calcutta .. .. .	86,621	6,320	80,301	.....
Ceylon .. .. .	257,019	.....	257,019	.....
Point de Galle .. .. .	.....	1,828,754	.....	1,828,754
Colombo .. .. .	.....	1,494	.....	1,494
Hong Kong .. .. .	6,924	70,814	.....	63,890
Madras .. .. .	.....	4,160	.....	4,160
Mauritius .. .. .	167,091	31,792	135,299	.....
Singapore .. .. .	.....	110	.....	110
Cape of Good Hope.. .. .	15,081	.....	15,081	.....
Howe's Island .. .. .	35	.....	35	.....
	4,906,304	5,379,062	2,052,838	2,525,596
FOREIGN STATES.				
France .. .. .	66,487	.....	66,487	.....
Spain .. .. .	26,686	.....	26,686	.....
United States .. .. .	308,249	17,127	291,122	.....
Germany .. .. .	6,195	.....	6,195	.....
Holland .. .. .	14,545	.....	14,545	.....
Sweden .. .. .	3,225	.....	3,225	.....
China .. .. .	162,190	.....	162,190	.....
Callao.. .. .	13,920	1,777	12,143	.....
Hamburgh .. .. .	546	.....	546	.....
Java .. .. .	92,181	1,702	90,479	.....
Manila .. .. .	139,678	595	139,083	.....
Bourbon .. .. .	54,114	6,175	47,939	.....
South Sea Islands .. .. .	46,447	72,011	.....	25,564
Fisheries .. .. .	23,937	.....	23,937	.....
Calingapatan.. .. .	7,202	.....	7,202	.....
Chili .. .. .	102,415	746	101,669	.....
Shanghai .. .. .	.....	31,142	.....	31,142
Lomboek .. .. .	2,000	.....	2,000	.....
New Caledonia .. .. .	3,560	40,213	.....	36,653
Foo Chow Foo .. .. .	.....	967	.....	967
Macassar .. .. .	.....	400	.....	400
Moulmein .. .. .	.....	528	.....	528
Petropaulowski .. .. .	.....	4,359	.....	4,359
Kodiack .. .. .	.....	488	.....	488
Guam .. .. .	.....	545	.....	545
	1,073,577	178,775	995,448	100,646
GENERAL TOTAL .. .. .	9,836,042	8,117,217	4,345,067	2,626,242

IMPORTS.

No. 41.—GENERAL IMPORTS into the Colony of NEW SOUTH WALES, in the Year 1864.

ARTICLES.	COUNTRIES WHENCE IMPORTED.	QUANTITIES IMPORTED.			TOTAL VALUE.
		In British Vessels.	In Foreign Vessels.	Total.	
Acids .. .. .	Great Britain .. .. .	737	10	747 cases.	£ 2,665
	Victoria .. .. .	193	.....	193 "	772
			930	10	940 cases.
Agricultural Implements ..	Great Britain .. .. .	441	.....	441 pkgs.	5,060
	Victoria .. .. .	74	.....	74 "	1,415
	South Australia .. .. .	2	.....	2 "	10
	New Zealand .. .. .	104	.....	104 "	170
	United States .. .. .	86	.....	86 "	1,505
		707	.....	707 pkgs.	8,160
Alkali and Soda .. .. .	Great Britain .. .. .	1,487½	10	1,497½ tons.	9,604
	Victoria .. .. .	272¼	.....	272¼ "	3,096
	Tasmania .. .. .	10	.....	10 "	145
	Queensland .. .. .	0½	.....	0½ "	8
	New Zealand .. .. .	6	.....	6 "	56
		1,776½	10	1,786½ tons.	12,909
Anchors .. .. .	Great Britain .. .. .	823	.....	823 No.	3,059
	Victoria .. .. .	15	.....	15 "	242
	Fisheries .. .. .	.....	2	2 "	15
	New Caledonia .. .. .	2	.....	2 "	5
		840	2	842 No.	3,321
Anvils .. .. .	Great Britain .. .. .	320	.....	320 No.	829
Apparel and Slops .. .. .	Great Britain .. .. .	3,421	11	3,432 pkgs.	162,636
	Victoria .. .. .	978	1	979 "	28,947
	South Australia .. .. .	24	.....	24 "	287
	Tasmania .. .. .	15	.....	15 "	157
	Queensland .. .. .	343	.....	343 "	2,891
	Western Australia .. .. .	3	.....	3 "	14
	New Zealand .. .. .	40	.....	40 "	693
	South Sea Islands .. .. .	3	.....	3 "	5
	New Caledonia .. .. .	15	.....	15 "	61
	Point de Galle .. .. .	122	.....	122 "	2,422
	Cape of Good Hope .. .. .	1	2	3 "	37
	Holland .. .. .	.....	3	3 "	42
	France .. .. .	.....	1	1 "	3
	Germany .. .. .	.....	3	3 "	25
	Hong Kong .. .. .	.....	6	6 "	280
Mauritius .. .. .	1	.....	1 "	150	
Bourbon .. .. .	.....	1	1 "	10	
		4,966	28	4,994 pkgs.	198,560
Apothecaries' Ware .. .. .	Great Britain .. .. .	2,093	.....	2,093 pkgs.	16,152
	Victoria .. .. .	19	.....	19 "	243
	Point de Galle .. .. .	1	.....	1 "	10
		2,113	.....	2,113 pkgs.	16,405
Arrowroot and Sago .. .. .	Great Britain .. .. .	358	.....	358 cwt.	1,159
	Victoria .. .. .	592	.....	592 "	1,359
	Queensland .. .. .	17	.....	17 "	51
	New Zealand .. .. .	2	.....	2 "	4
	South Sea Islands .. .. .	50	.....	50 "	46
China .. .. .	60	.....	60 "	200	
		1,079	.....	1,079 cwt.	2,819
Arms and Ammunition Guns, &c. .. .. .	Great Britain .. .. .	288	3	291 cases.	13,027
	Victoria .. .. .	8	.....	8 "	105
	Tasmania .. .. .	3	.....	3 "	50
	Queensland .. .. .	7	.....	7 "	107
	New Zealand .. .. .	2	.....	2 "	190
	South Sea Islands .. .. .	1	.....	1 "	20
	Fisheries .. .. .	.....	3	3 "	38
	Point de Galle .. .. .	28	.....	28 "	945
	Holland .. .. .	.....	40	40 "	360
	Germany .. .. .	.....	1	1 "	30
	Mauritius .. .. .	.....	2	2 "	100
		337	49	386 cases.	14,972

## STATISTICS OF

IMPORTS—continued.

ARTICLES.	COUNTRIES WHENCE IMPORTED.	QUANTITIES IMPORTED.			TOTAL VALUE.	
		In British Vessels.	In Foreign Vessels.	Total.		
Arms and Ammuni- tion—con.	Gunpowder {	Great Britain .. .. .	435,534	24,640	460,174 lbs.	£ 17,182
		Victoria .. .. .	43,316	.....	43,316 "	1,791
		South Australia .. .. .	24,700	.....	24,700 "	1,170
			503,550	24,640	528,190 lbs.	20,143
	Cartridges .. {	Great Britain .. .. .	341	.....	341 cases	1,670
		Victoria .. .. .	10	.....	10 "	25
			351	.....	351 cases	1,695
	Shot.. .. {	Great Britain .. .. .	610	.....	610 cwt.	1,477
		Victoria .. .. .	87	.....	87 "	143
		Queensland .. .. .	30	.....	30 "	20
			727	.....	727 cwt.	1,640
	Swords .. {	Great Britain .. .. .	4	.....	4 cases	45
		Victoria .. .. .	1	.....	1 "	5
		New Zealand .. .. .	1	.....	1 "	5
		Holland .. .. .	.....	2	2 "	200
Point de Galle .. .. .		10	.....	10 "	177	
		16	2	18 cases	432	
Percussion Caps .. {	Great Britain .. .. .	12	.....	12 cases	228	
	Victoria .. .. .	1	.....	1 "	12	
		13	.....	13 cases	240	
Empty Shells	Great Britain .. .. .	1,260	.....	1,260 No.	1,260	
Bullets ..	Great Britain .. .. .	2	.....	2 cases	60	
Bags and Sacks ..	Great Britain .. .. .	1,358	.....	1,358 bales	22,805	
	Victoria .. .. .	699	.....	699 "	1,854	
	South Australia .. .. .	32	.....	32 "	436	
	Queensland .. .. .	178	.....	178 "	940	
	New Zealand .. .. .	102	.....	102 "	2,130	
	Point de Galle .. .. .	6,004	.....	6,004 pkgs.	300	
	Calcutta .. .. .	50	31	81 bales	945	
	Mauritius .. .. .	400	.....	400 No.	20	
	Manila .. .. .	208	500	708 bales	2,100	
	Bourbon .. .. .	.....	45	45 "	420	
	Callao .. .. .	5	.....	5 "	50	
		9,036	576	9,612 pkgs. &c.	32,000	
Bark .. .. .	Victoria .. .. .	7	.....	7 tons	50	
	Tasmania .. .. .	396	.....	396 "	2,195	
	New Zealand .. .. .	30	.....	30 "	230	
		433	.....	433 tons.	2,475	
Baskets .. .. .	Great Britain .. .. .	332	.....	332 pkgs.	768	
	Victoria .. .. .	305	.....	305 "	235	
	Tasmania .. .. .	96	.....	96 No.	12	
	Point de Galle .. .. .	100	.....	100 "	30	
	Germany .. .. .	.....	6	6 pkgs.	80	
		833	6	839 pkgs. &c.	1,125	
Beche-le-mer ..	South Australia .. .. .	110	.....	110 bags	310	
	Queensland .. .. .	670	.....	670 "	600	
	South Sea Islands .. .. .	674	.....	674 "	740	
	New Caledonia .. .. .	461	.....	461 "	1,096	
	Bourbon .. .. .	18	.....	18 "	15	
		1,933	.....	1,933 bags.	2,761	
Bedding, &c. ..	Great Britain .. .. .	7	.....	7 bales	73	
	Queensland .. .. .	10	.....	10 "	26	
		17	.....	17 bales	99	
Bellows (Smiths') ..	Great Britain .. .. .	309	.....	309 No.	1,434	
Beer... .. {	In Wood .. {	Great Britain .. .. .	831,895	15,000	846,895 galls.	105,287
		Victoria .. .. .	56,674	.....	56,674 "	19,674
		New Zealand .. .. .	3,900	.....	3,900 "	390
		Tasmania .. .. .	569	.....	569 "	76
		South Australia .. .. .	4,132	.....	4,132 "	576
		Queensland .. .. .	664	.....	664 "	80
				897,834	15,000	912,834 galls.

<sup>a</sup> Duty:—Amount received, £3,876 15s. 8d.; rate, 1d. per gallon.

NEW SOUTH WALES—1864.

IMPORTS—continued.

ARTICLES.	COUNTRIES WHENCE IMPORTED.	QUANTITIES IMPORTED.			TOTAL VALUE.
		In British Vessels.	In Foreign Vessels.	Total.	
Beer—contd.  In Bottle	Great Britain .. .. .	353,711	6,983	360,694 galls.	£ 88,393
	Victoria .. .. .	396	.....	396 "	104
	New Zealand .. .. .	24	.....	24 "	5
	Queensland .. .. .	677	342	1,019 "	225
	Calcutta .. .. .	10	.....	10 "	2
	New Caledonia .. .. .	2	.....	2 "	1
	South Sea Islands .. .. .	121	.....	121 "	138
	Howe's Island .. .. .	46	.....	46 "	12
	Germany .. .. .	.....	1,140	1,140 "	300
	France .. .. .	.....	84	84 "	17
		354,987	8,549	363,536 galls.	89,197 <sup>a</sup>
Blacking .. .. .	Great Britain .. .. .	1,337	.....	1,337 pkgs.	3,865
	Victoria .. .. .	51	.....	51 "	206
	Queensland .. .. .	1	.....	1 "	3
		1,389	.....	1,389 pkgs.	4,074
Blankets and Counterpanes	Great Britain .. .. .	501	.....	501 bales	19,988
	Victoria .. .. .	32	.....	32 "	584
	Queensland .. .. .	20	.....	20 "	318
	New Zealand .. .. .	11	.....	11 "	130
	Point de Galle .. .. .	1	.....	1 "	10
		565	.....	565 bales	21,530
Boats .. .. .	Great Britain .. .. .	3	.....	3 No.	80
	Victoria .. .. .	1	.....	1 "	20
	Fisheries .. .. .	.....	1	1 "	100
	Point de Galle .. .. .	1	.....	1 "	3
		5	1	6 No.	203
Bran .. .. .	Victoria .. .. .	1,030	.....	1,030 bushels	70
	South Australia .. .. .	59,884	.....	59,884 "	12,915
	Tasmania .. .. .	1,645	.....	1,645 "	141
	United States .. .. .	900	.....	900 "	90
		63,459	.....	63,459 bushels	13,216
Brassware .. .. .	Great Britain .. .. .	37	.....	37 pkgs.	1,376
	Victoria .. .. .	2	.....	2 "	25
	Point de Galle .. .. .	1	.....	1 "	15
		40	.....	40 pkgs.	1,416
Bricks .. .. .	Great Britain .. .. .	100,289	.....	100,289 No.	605
	Victoria .. .. .	20,400	.....	20,400 "	138
	Queensland .. .. .	26,000	.....	26,000 "	70
	Germany .. .. .	.....	49,650	49,650 "	353
		146,689	49,650	196,339 No.	1,166
Bath .. .. .	Great Britain .. .. .	306	.....	306 casks	114
Brushware .. .. .	Great Britain .. .. .	362	.....	362 pkgs.	8,066
	Victoria .. .. .	24	.....	24 "	702
	Queensland .. .. .	1	.....	1 "	2
	New Zealand .. .. .	4	.....	4 "	240
	United States .. .. .	86	15	101 "	1,676
		477	15	492 pkgs.	10,686
Butter and Cheese .. .. .	Great Britain .. .. .	3,767	.....	3,767 cwt.	17,823
	Victoria .. .. .	545	.....	545 "	2,360
	Queensland .. .. .	160½	.....	160½ "	602
	New Zealand .. .. .	221½	.....	221½ "	988
	New Caledonia .. .. .	3	.....	3 "	6
	Holland .. .. .	.....	3	3 "	15
	Cape of Good Hope .. .. .	.....	110	110 "	600
	France .. .. .	.....	103	103 "	310
		4,697	216	4,913 cwt.	22,704
Candles .. .. .	Great Britain .. .. .	1,176,171	.....	1,176,171 lbs.	51,229
	Victoria .. .. .	726,641	.....	726,641 "	28,566
	South Australia .. .. .	28,800	.....	28,800 "	600
	Tasmania .. .. .	6,000	.....	6,000 "	160
	Queensland .. .. .	3,402	.....	3,402 "	170
	New Zealand .. .. .	50	.....	50 "	2
	Germany .. .. .	.....	7,125	7,125 "	350
	Holland .. .. .	.....	13,750	13,750 "	775
Cape of Good Hope .. .. .	.....	132,000	132,000 "	5,300	
		1,941,064	157,375	2,098,939 lbs.	87,152

<sup>a</sup> Duty :—Amount received, £2,927 4s. 2d. ; rate, 2d. per gallon.



## STATISTICS OF

## IMPORTS—continued.

ARTICLES.	COUNTRIES WHENCE IMPORTED.	QUANTITIES IMPORTED.			TOTAL VALUE.
		In British Vessels.	In Foreign Vessels.	Total.	
Candle-wick .. .. .	Great Britain .. .. .	48	.....	48 bales.	£ 1,385
	Victoria .. .. .	1	.....	1 "	65
			49	.....	49 bales.
Canvas .. .. .	Great Britain .. .. .	318	.....	318 bales.	12,763
	Victoria .. .. .	10	.....	10 "	237
	Queensland .. .. .	28	.....	28 "	130
	New Zealand .. .. .	5	.....	5 "	3
	United States .. .. .	4	.....	4 "	180
		365	.....	365 bales.	13,313
Carpeting and Rugs .. .	Great Britain .. .. .	98	.....	98 bales.	3,637
	Victoria .. .. .	27	.....	27 "	650
	Queensland .. .. .	2	.....	2 "	15
	Point de Galle .. .. .	41	.....	41 "	94
		168	.....	168 bales.	4,396
Carriages .. .. .	Great Britain .. .. .	44	.....	44 No.	3,908
	Victoria .. .. .	52	.....	52 "	2,296
	Tasmania .. .. .	1	.....	1 "	40
	Queensland .. .. .	7	.....	7 "	232
	New Zealand .. .. .	2	.....	2 "	140
	United States .. .. .	80	19	99 "	3,006
		186	19	205 No.	9,622
Carriage Materials.. .	Great Britain .. .. .	163	.....	163 pkgs.	1,798
	Victoria .. .. .	283	.....	283 "	976
	Queensland .. .. .	5	.....	5 "	63
	United States .. .. .	104	.....	104 "	1,305
		560	.....	560 pkgs.	4,142
Carts, Drays, and Wagons	Great Britain .. .. .	2	.....	2 No.	175
	Victoria .. .. .	23	.....	23 "	704
	Tasmania .. .. .	1	.....	1 "	20
	Queensland .. .. .	1	.....	1 "	30
	United States .. .. .	31	.....	31 "	600
		58	.....	58 No.	1,529
Cement .. .. .	Great Britain .. .. .	10,301	.....	10,301 brls.	11,461
	Victoria .. .. .	1,288	.....	1,288 "	1,183
	South Australia .. .. .	91	.....	91 "	50
	New Zealand .. .. .	282	.....	282 "	282
	United States .. .. .	701	100	801 "	580
	France .. .. .	.....	200	200 "	80
	Germany .. .. .	.....	470	470 "	395
		12,563	770	13,433 brls.	14,031
Chain Cable.. .. .	Great Britain .. .. .	228	.....	228 tons.	4,858
	Queensland .. .. .	14	.....	14 "	253
	Fisheries .. .. .	.....	3	3 "	60
		242	3	245 tons.	5,171
Chicory .. .. .	Great Britain .. .. .	367,360	.....	367,360 lbs.	4,821
	Victoria .. .. .	95,648	.....	95,648 "	2,455
	New Zealand .. .. .	8,960	.....	8,960 "	130
	South Australia .. .. .	5,600	.....	5,600 "	140
		477,568	.....	477,568 lbs.	7,546 <sup>a</sup>
Chocolate and Cocoa .. .	Great Britain .. .. .	304	.....	304 cases.	2,001
	Victoria .. .. .	53	.....	53 "	350
	Manila .. .. .	1	.....	1 "	12
	France .. .. .	.....	6	6 "	16
		358	6	364 cases.	2,379
Cider.. .. .	Great Britain .. .. .	3,195	.....	3,195 galls.	550
	Queensland .. .. .	118	.....	118 "	24
	New Zealand .. .. .	52	.....	52 "	25
		3,365	.....	3,365 galls.	599
Coal and Coke .. .. .	Queensland .. .. .	120	.....	120 tons.	120
	Great Britain .. .. .	34	.....	34 "	134
		154	.....	154 tons.	254

<sup>a</sup> Duty:—Amount received, £1,178 9s. 4d.; rate, 2d. per lb.

NEW SOUTH WALES—1864.

IMPORTS—continued.

ARTICLES.	COUNTRIES WHENCE IMPORTED.	QUANTITIES IMPORTED.			TOTAL VALUE.  £
		In British Vessels.	In Foreign Vessels.	Total.	
Cocoa-nuts .. .. .	South Sea Islands .. .. .	22,000	.....	22,000 No.	86
	Norfolk Island .. .. .	.....	2,000	2,000 „	10
			22,000	2,000	24,000 No.
Coffee .. .. .	Great Britain .. .. .	cwt. qrs. lbs. 115 1 26	.....	cwt. qrs. lbs. 115 1 26	482
	Colombo .. .. .	5,449 2 20	.....	5,449 2 20	28,356
	Java .. .. .	1,247 2 20	191 0 19	1,438 3 11	7,282
	New Zealand .. .. .	6 1 5	.....	6 1 5	50
	Mauritius .. .. .	51 3 5	.....	51 3 5	700
	Queensland .. .. .	1 3 14	.....	1 3 14	9
	Victoria .. .. .	171 0 27	.....	171 0 27	905
	Calingapatam (India) .. .. .	1,530 2 10	.....	1,530 2 10	6,800
	Point de Galle .. .. .	17 3 5	.....	17 3 5	20
	Bourbon .. .. .	.....	1 2 23	1 2 23	8
	Manila .. .. .	.....	1,357 2 25	1,357 2 25	5,500
	Calcutta .. .. .	.....	1 2 26	1 2 26	3
Fisherics .. .. .	.....	3 3 13	3 3 13	20	
		8,592 1 20	1,556 0 22	10,148 2 14	50,140 <sup>a</sup>
Church Ornaments.. .. .	Point de Galle .. .. .	2	.....	2 cases	35
	Germany .. .. .	.....	3	3 „	85
		2	3	5 cases	120
Confections and Preserves..	Great Britain .. .. .	4,472	.....	4,472 cases	21,549
	Victoria .. .. .	1,336	.....	1,336 „	4,538
	South Australia .. .. .	918	.....	918 „	2,165
	Tasmania .. .. .	3,885	.....	3,885 „	8,870
	Queensland .. .. .	18	.....	18 „	84
	New Zealand .. .. .	10	.....	10 „	108
	New Caledonia .. .. .	8	.....	8 „	67
	United States .. .. .	.....	1	1 „	8
	Point de Galle .. .. .	2	.....	2 „	35
	France .. .. .	.....	125	125 „	232
China .. .. .	.....	1	1 „	1	
Calcutta .. .. .	.....	58	58 „	260	
		10,649	185	10,834 cases	37,917
Gold .. .. .	Victoria .. .. .	1	.....	1 box	6,000
	South Australia .. .. .	1	.....	1 „	3,200
	Queensland .. .. .	10	.....	10 boxes	39,125
	New Zealand .. .. .	29	.....	29 „	144,760
	Point de Galle .. .. .	2	.....	2 „	300
		43	.....	43 boxes	193,385
Coin } Silver .. .. .	Victoria .. .. .	6	.....	6 cases	2,000
	Point de Galle .. .. .	7	.....	7 „	1,500
		13	.....	13 cases	3,500
Copper .. .. .	Great Britain .. .. .	25	.....	25 pkgs.	500
	Point de Galle .. .. .	7	.....	7 „	113
		32	.....	32 pkgs.	613
Bank Notes .. .. .	Victoria .. .. .	1	.....	1 case	50
Copper Ore .. .. .	South Australia .. .. .	347½	.....	347½ tons	8,250
Copper .. .. .	Great Britain .. .. .	366	.....	366 cases	2,794
	Victoria .. .. .	224	.....	224 „	130
	South Australia .. .. .	82	.....	82 „	280
	Queensland .. .. .	13	.....	13 „	86
	New Zealand .. .. .	11	.....	11 „	244
	South Sea Islands .. .. .	1	.....	1 „	9
	New Caledonia .. .. .	9	.....	9 „	56
		706	.....	706 cases	3,599
Corks and Bungs .. .. .	Great Britain .. .. .	563	.....	563 bales	5,298
	Victoria .. .. .	48	.....	48 „	44
	South Australia .. .. .	4	.....	4 „	12
	Queensland .. .. .	4	.....	4 „	25
	France .. .. .	6	.....	6 „	5
		625	.....	625 bales	5,384

<sup>a</sup> Duty:—Amount received, £168 10s. 2d.; rate, 2d. per lb.

## STATISTICS OF

## IMPORTS—continued.

ARTICLES.	COUNTRIES WHENCE IMPORTED.	QUANTITIES IMPORTED.			TOTAL VALUE.
		In British Vessels.	In Foreign Vessels.	Total.	
Cordage and Rope ..	Great Britain .. .. .	3,052	.....	3,052 pkgs.	£ 19,716
	Victoria .. .. .	2,362	.....	2,362 "	8,006
	South Australia .. .. .	45	.....	45 "	9
	Tasmania .. .. .	8	.....	8 "	24
	Queensland .. .. .	25	.....	25 "	275
	New Zealand .. .. .	15	.....	15 "	66
	Point de Galle .. .. .	6,199	.....	6,199 "	2,843
	China .. .. .	284	.....	284 "	1,240
	Calcutta .. .. .	1,410	826	2,236 "	3,640
	Hong Kong .. .. .	.....	1	1 "	20
Manila .. .. .	4,793	.....	4,793 "	7,996	
		18,193	827	19,020 pkgs.	43,835
Coral.. .. .	South Sea Islands .. .. .	31	.....	31 cases	35
Cotton .. .. .	Great Britain .. .. .	5	.....	5 bales	120
	Queensland .. .. .	29	.....	29 "	1,400
	South Sea Islands .. .. .	121	.....	121 "	2,270
		155	.....	155 bales	3,790
Cotton Waste .. .. .	Great Britain .. .. .	128	.....	128 bales	1,597
	Victoria .. .. .	2	.....	2 "	8
		130	.....	130 bales	1,605
Curiosities .. .. .	Great Britain .. .. .	1	.....	1 case	10
	Victoria .. .. .	1	.....	1 "	1
	Queensland .. .. .	9	.....	9 cases	38
	New Zealand .. .. .	2	.....	2 "	7
	South Sea Islands .. .. .	29	.....	29 "	130
	Point de Galle .. .. .	7	.....	7 "	68
Manila .. .. .	2	.....	2 "	100	
		51	.....	51 cases	354
Cutlery .. .. .	Great Britain .. .. .	268	.....	268 cases	14,468
	Victoria .. .. .	19	.....	19 "	743
	Queensland .. .. .	2	.....	2 "	13
	New Zealand .. .. .	1	.....	1 "	80
	Point de Galle .. .. .	3	.....	3 "	52
Germany .. .. .	.....	1	1 "	6	
		293	1	294 cases	15,362
Drugs and Medicines .. .. .	Great Britain .. .. .	2,576	.....	2,576 pkgs.	31,019
	Victoria .. .. .	1,018	.....	1,018 "	4,719
	South Australia .. .. .	1	.....	1 "	10
	Tasmania .. .. .	1	.....	1 "	15
	Queensland .. .. .	6	.....	6 "	56
	New Zealand .. .. .	1	.....	1 "	18
	South Sea Islands .. .. .	1	.....	1 "	1
	United States .. .. .	659	50	709 "	2,661
	Point de Galle .. .. .	103	.....	103 "	869
	China .. .. .	5	.....	5 "	40
Calcutta .. .. .	.....	251	251 "	1,075	
		4,371	301	4,672 pkgs.	40,483
Dyers' Materials .. .. .	Great Britain .. .. .	29	.....	29 pkgs.	192
Earthenware and China .. .. .	Great Britain .. .. .	3,393	.....	3,393 pkgs.	39,921
	Victoria .. .. .	46	.....	46 "	224
	Queensland .. .. .	4	.....	4 "	21
	New Zealand .. .. .	2	.....	2 "	40
	United States .. .. .	60	.....	60 "	10
Point de Galle .. .. .	4	.....	4 "	27	
		3,509	.....	3,509 pkgs.	40,243
Earthenware Pipes, Tiles, &c.	Victoria .. .. .	8,671	.....	8,671 cases	781
Eggs (Emu) .. .. .	Queensland .. .. .	10	.....	10 cases	45
Felt .. .. .	Great Britain .. .. .	261	.....	261 bales	1,436
	Victoria .. .. .	6	.....	6 "	39
	New Zealand .. .. .	6	.....	6 "	25
		273	.....	273 bales	1,500

IMPORTS—continued.

ARTICLES.	COUNTRIES WHENCE IMPORTED.	QUANTITIES IMPORTED.			TOTAL VALUE.
		In British Vessels.	In Foreign Vessels.	Total.	
Fireworks .. .. .	Great Britain .. .. .	17	.....	17 cases	£ 353
	Victoria .. .. .	204	.....	204 "	944
	China .. .. .	25	.....	25 "	70
	Hong Kong .. .. .	.....	55	55 "	750
		246	55	301 cases	2,117
Fusee .. .. .	Great Britain .. .. .	130	.....	130 casks	927
	Tasmania .. .. .	4	.....	4 "	50
		134	.....	134 casks	977
Flax and Hemp .. .. .	Great Britain .. .. .	1	.....	1 bale	5
	Victoria .. .. .	45	.....	45 bales	175
	New Zealand .. .. .	33	.....	33 "	10
		79	.....	79 bales	190
Flock .. .. .	Great Britain .. .. .	4	.....	4 bales	31
Fibro.. .. .	Victoria .. .. .	2,636	.....	2,636 tons	455
	New Zealand .. .. .	53	.....	53 "	265
	South Sea Islands .. .. .	15	.....	15 "	387
	Point de Galle .. .. .	50	.....	50 "	300
		2,754	.....	2,754 tons	1,407
Fish, Salt and Dried .. .. .	Great Britain .. .. .	11,255	.....	11,255 pkgs.	30,949
	Victoria .. .. .	417	.....	417 "	923
	Tasmania .. .. .	9	.....	9 "	19
	Queensland .. .. .	24	.....	24 "	75
	New Zealand .. .. .	296	.....	296 "	141
	United States .. .. .	2,604	375	2,979 "	4,112
		14,605	375	14,980 pkgs.	36,219
Flour and Bread .. .. .	Great Britain .. .. .	422½	.....	422½ tons	9,092
	Victoria .. .. .	804	.....	804 "	19,290
	South Australia .. .. .	14,598½	100	14,698½ "	320,285
	Tasmania .. .. .	322	.....	322 "	7,363
	Queensland .. .. .	172½	.....	172½ "	4,626
	New Zealand .. .. .	901¼	.....	901¼ "	17,608
	Fisheries .. .. .	.....	2	2 "	36
	United States .. .. .	1,791½	121	1,912½ "	49,278
	France .. .. .	.....	470	470 "	11,700
	Chili .. .. .	1,458½	2,449½	3,908 "	83,275
		20,470¾	3,142½	23,613¼ tons	522,553
Dried .. .. .	Great Britain .. .. .	19,228½	.....	19,228½ cwt.	36,305
	Victoria .. .. .	2,049	.....	2,049 "	5,361
	Queensland .. .. .	77	.....	77 "	166
	New Zealand .. .. .	23	.....	23 "	46
	South Sea Islands .. .. .	6	.....	6 "	16
	United States .. .. .	1,493½	175	1,668½ "	4,603
	Cape of Good Hope .. .. .	2,488	.....	2,488 "	5,000
	Chili .. .. .	300	.....	300 "	480
	France .. .. .	.....	464	464 "	1,285
		25,665¼	639	26,304¼ cwt.	53,262
Fruit... Bottled .. .. .	Great Britain .. .. .	2,177	.....	2,177 cases	3,535
	Victoria .. .. .	312	.....	312 "	352
	France .. .. .	.....	304	304 "	355
		2,489	304	2,793 cases	4,242
Green .. .. .	Victoria .. .. .	2,845	.....	2,845 cases	1,982
	South Australia .. .. .	3,830	.....	3,830 "	1,729
	Tasmania .. .. .	26,464	.....	26,464 "	13,550
	Queensland .. .. .	5,360	.....	5,360 "	4,642
	New Zealand .. .. .	29	.....	29 "	57
	South Sea Islands .. .. .	4	.....	4 "	5
	New Caledonia.. .. .	4	.....	4 "	4
	38,536	.....	38,536 cases	21,969	

## STATISTICS OF

IMPORTS—continued.

ARTICLES.	COUNTRIES WHENCE IMPORTED.	QUANTITIES IMPORTED.			TOTAL VALUE.		
		In British Vessels.	In Foreign Vessels.	Total.			
Furniture .. .. .	Great Britain .. .. .	2,207	.....	2,207 pkgs.	£ 44,933		
	Victoria .. .. .	138	.....	138 "	1,631		
	South Australia .. .. .	15	.....	15 "	330		
	Tasmania .. .. .	40	.....	40 "	290		
	Queensland .. .. .	22	.....	22 "	246		
	New Zealand .. .. .	67	.....	67 "	366		
	United States .. .. .	2,899	319	3,218 "	8,721		
	Point de Galle .. .. .	16	.....	16 "	120		
	Holland .. .. .	.....	2	2 "	35		
	France .. .. .	.....	8	8 "	166		
	Germany .. .. .	.....	15	15 "	260		
Cape of Good Hope .. .. .	.....	21	21 "	113			
		5,404	365	5,769 pkgs.	57,211		
Gas-fittings .. .. .	Great Britain .. .. .	1,037	.....	1,037 pkgs.	5,899		
	Victoria .. .. .	3	.....	3 "	17		
	United States .. .. .	2	.....	2 "	3		
		1,042	.....	1,042 pkgs.	5,919		
Glass	Window .. .. .	Great Britain .. .. .	4,282	.....	4,282 cases.	8,706	
		Victoria .. .. .	140	.....	140 "	3,164	
		Queensland .. .. .	8	.....	8 "	124	
		New Zealand .. .. .	3	.....	3 "	10	
		United States .. .. .	44	.....	44 "	800	
	Point de Galle .. .. .	2	.....	2 "	12		
	Holland .. .. .	.....	50	50 "	150		
	Cape of Good Hope .. .. .	.....	501	501 "	462		
			4,479	551	5,030 cases.	13,428	
	Glassware .. .. .	Great Britain .. .. .	1,830	.....	1,830 pkgs.	12,402	
		Victoria .. .. .	210	.....	210 "	3,144	
Queensland .. .. .		16	.....	16 "	182		
New Zealand .. .. .		3	.....	3 "	58		
United States .. .. .		479	49	528 "	5,120		
Point de Galle .. .. .		5	.....	5 "	120		
Calcutta .. .. .	.....	1	1 "	5			
		2,543	50	2,593 pkgs.	21,031		
Looking .. .. .	Great Britain .. .. .	153	.....	153 cases.	2,900		
	Victoria .. .. .	2	.....	2 "	32		
	Queensland .. .. .	1	.....	1 "	2		
	France .. .. .	.....	2	2 "	80		
	Norfolk Island .. .. .	.....	1	1 "	14		
		156	3	159 cases.	3,028		
Glue .. .. .	Great Britain .. .. .	59	.....	59 pkgs.	361		
Gold .. .. .	Dust .. .. .	Victoria .. .. .	269,489	.....	269,489 ozs.	1,054,408	
		South Australia .. .. .	520	.....	520 "	2,015	
		Queensland .. .. .	22,506	.....	22,506 "	85,887	
		New Zealand .. .. .	109,030	.....	109,030 "	421,683	
		401,545	.....	401,545 ozs.	1,563,993		
Leaf .. .. .	Great Britain .. .. .	5	.....	5 cases.	190		
	Victoria .. .. .	7	.....	7 "	228		
	Point de Galle .. .. .	1	.....	1 "	20		
		13	.....	13 cases.	438		
Grain .. .. .	Wheat.. .. .	Great Britain .. .. .	20,640	.....	20,640 bushels	9,876	
		Victoria .. .. .	9,245	.....	9,245 "	4,218	
		South Australia .. .. .	949,378	.....	949,378 "	232,059	
		Tasmania .. .. .	7,232	.....	7,232 "	4,346	
		New Zealand .. .. .	24,439	.....	24,439 "	10,640	
		United States .. .. .	93,374	.....	93,374 "	46,462	
		Calcutta .. .. .	.....	47	47 "	210	
		Chili .. .. .	.....	59,559	59,559 "	18,600	
				1,104,308	59,606	1,163,914 bushels	326,411
		Barley.. .. .	Victoria .. .. .	53	.....	53 bushels	12
South Australia .. .. .	2,257		.....	2,257 "	650		
Tasmania .. .. .	1,100		.....	1,100 "	345		
Chili .. .. .	300		.....	300 "	60		
		3,710	.....	3,710 bushels	1,067		

NEW SOUTH WALES—1864.

IMPORTS—continued.

ARTICLES.	COUNTRIES WHENCE IMPORTED.	QUANTITIES IMPORTED.			TOTAL VALUE.	
		In British Vessels.	In Foreign Vessels.	Total.		
Grain— <i>contd.</i>	Oats .. .. .	Great Britain .. .. .	10,000	.....	10,000 bushels	£ 1,380
		Victoria .. .. .	220	.....	220 "	44
		South Australia .. .. .	20	.....	20 "	8
		Tasmania .. .. .	432	.....	432 "	180
		Queensland .. .. .	300	.....	300 "	60
		New Zealand .. .. .	23,592	.....	23,592 "	5,291
		United States .. .. .	2,490	.....	2,490 "	600
		Cape of Good Hope .. .. .	1,500	.....	1,500 "	300
		Germany .. .. .	1,000	.....	1,000 "	150
				39,554	.....	39,554 bushels
Rice .. .. .	Great Britain .. .. .	Victoria .. .. .	203½	.....	203½ tons	5,419
		New Zealand .. .. .	1,283¼	.....	1,283¼ "	25,703
		Point de Galle .. .. .	78½	.....	78½ "	1,420
		Java .. .. .	663	.....	663 "	2,220
		Calcutta .. .. .	705	183	888 "	18,686
		Mauritius .. .. .	1,271	1,965	3,236 "	64,046
		Lombock .. .. .	3	.....	3 "	50
				160	.....	160 "
		4,367¼	2,148	6,515¼ tons	119,544	
Beans .. .. .	France .. .. .	.....	196	196 bushels	352	
Maize .. .. .	Queensland .. .. .	63	.....	63 bushels	17	
Gram .. .. .	United States .. .. .	Calcutta .. .. .	260	.....	260 bushels	1,050
			.....	28	28 "	140
		260	23	288 bushels	1,190	
(Pollard .. .. .	South Australia .. .. .	3,232	.....	3,232 bushels	260	
Grindery .. .. .	Great Britain .. .. .	Victoria .. .. .	1,103	.....	1,103 pkgs.	9,898
			7	.....	7 "	80
		1,110	.....	1,110 pkgs.	9,978	
Guano .. .. .	Great Britain .. .. .	South Australia .. .. .	3	.....	3 tons	40
		Victoria .. .. .	5	.....	5 "	80
		Callao .. .. .	7	.....	7 "	80
			924	.....	924 "	13,870
		939	.....	939 tons	14,070	
Gum .. .. .	Great Britain .. .. .	Victoria .. .. .	10	.....	10 pkgs.	173
		Queensland .. .. .	1	.....	1 "	10
		New Zealand .. .. .	1	.....	1 "	6
			9,871	.....	9,871 "	15,170
		9,883	.....	9,883 pkgs.	15,359	
Grease .. .. .	Great Britain .. .. .	Victoria .. .. .	66	.....	66 tons	1,079
			½	.....	½ "	80
			66½	.....	66½ tons	1,159
Haberdashery .. .. .	Great Britain .. .. .	Victoria .. .. .	491	.....	491 cases	25,391
		Point de Galle .. .. .	32	.....	32 "	1,958
		France .. .. .	74	.....	74 "	6,230
			.....	1	1 "	10
			597	1	598 cases	33,589
Hardware .. .. .	Great Britain .. .. .	Victoria .. .. .	41,187	.....	41,187 pkgs.	216,260
		South Australia .. .. .	1,582	.....	1,582 "	11,428
		Tasmania .. .. .	35	.....	35 "	258
		Queensland .. .. .	6	.....	6 "	18
		New Zealand .. .. .	251	.....	251 "	1,889
		South Sea Islands .. .. .	92	.....	92 "	313
		New Caledonia .. .. .	11	.....	11 "	162
		United States .. .. .	2	.....	2 "	10
		Point de Galle .. .. .	6,100	596	6,696 "	30,891
		Germany .. .. .	20	.....	20 "	1,428
		Holland .. .. .	.....	1	1 "	50
		Norfolk Island .. .. .	.....	3	3 "	150
			.....	1	1 "	11
		49,236	601	49,837 pkgs.	262,868	

## STATISTICS OF

IMPORTS—continued.

ARTICLES.	COUNTRIES WHENCE IMPORTED.	QUANTITIES IMPORTED.			TOTAL VALUE.	
		In British Vessels.	In Foreign Vessels.	Total.		
Hats, Caps, and Bonnets ..	Great Britain .. .. .	1,224	.....	1,224 cases	£ 38,523	
	Victoria .. .. .	314	.....	314 "	8,969	
	Queensland .. .. .	10	.....	10 "	229	
	New Zealand .. .. .	17	.....	17 "	349	
	United States .. .. .	6	.....	6 "	180	
	Point de Galle .. .. .	8	.....	8 "	212	
	France .. .. .	.....	4	4 "	155	
		1,579	4	1,583 cases	48,617	
Hay .. .. .	Great Britain .. .. .	43	.....	43 tons	295	
	Victoria .. .. .	712½	.....	712½ "	5,754	
	South Australia .. .. .	1,700	.....	1,700 "	12,743	
	Tasmania .. .. .	784¼	.....	784¼ "	4,489	
		3,239¾	.....	3,239¾ tons	23,251	
Hemp .. .. .	Manila .. .. .	252	120	372 bales	1,380	
Hoofs, Horns, and Bones ..	Hoofs ..	Queensland .. .. .	6,000	.....	6,000 No.	30
		New Zealand .. .. .	6,003	.....	6,003 "	41
			12,003	.....	12,003 No.	71
	Horns ..	Queensland .. .. .	5,000	.....	5,000 No.	50
		Bones ..	Queensland .. .. .	6	.....	6 tons
Horsehair .. .. .	Great Britain .. .. .	114	.....	114 pkgs.	2,660	
	Queensland .. .. .	2	.....	2 "	3	
			116	.....	116 pkgs.	2,663
Hosiery and Gloves ..	Great Britain .. .. .	224	.....	224 cases	16,086	
	Victoria .. .. .	19	.....	19 "	1,183	
	New Zealand .. .. .	4	.....	4 "	145	
	Point de Galle .. .. .	122	.....	122 "	18,497	
	Germany .. .. .	.....	1	1 "	15	
		369	1	370 cases	35,926	
Hollow-ware .. .. .	Great Britain .. .. .	270	.....	270 pkgs.	3,311	
Hops .. .. .	Great Britain .. .. .	1,788	.....	1,788 pockets	14,235	
	Victoria .. .. .	180	.....	180 "	2,106	
	Tasmania .. .. .	26	.....	26 "	200	
	Queensland .. .. .	3	.....	3 "	15	
	United States .. .. .	50	.....	50 "	383	
	Point de Galle .. .. .	1	.....	1 "	5	
		2,048	.....	2,048 pockets	16,944	
Musical ..	Great Britain .. .. .	615	.....	615 cases	24,935	
	Victoria .. .. .	40	.....	40 "	1,699	
	South Australia .. .. .	2	.....	2 "	90	
	Queensland .. .. .	4	.....	4 "	115	
	New Zealand .. .. .	1	.....	1 "	40	
	Point de Galle .. .. .	4	.....	4 "	110	
	Holland .. .. .	13	.....	13 "	400	
	Cape of Good Hope .. .. .	.....	13	13 "	400	
	France .. .. .	.....	1	1 "	20	
	Germany .. .. .	.....	4	4 "	130	
			679	18	697 cases	27,939
	Surgical ..	Great Britain .. .. .	10	.....	10 cases	241
		Victoria .. .. .	2	.....	2 "	50
Point de Galle .. .. .		9	.....	9 "	77	
		21	.....	21 cases	368	
Scientific ..	Great Britain .. .. .	55	.....	55 cases	2,320	
	Victoria .. .. .	4	.....	4 "	64	
	Queensland .. .. .	10	.....	10 "	227	
	New Zealand .. .. .	3	.....	3 "	26	
	Point de Galle .. .. .	45	.....	45 "	2,573	
		117	.....	117 cases	5,210	

IMPORTS—continued.

ARTICLES.	COUNTRIES WHENCE IMPORTED.	QUANTITIES IMPORTED.			TOTAL VALUE.
		In British Vessels.	In Foreign Vessels.	Total.	
Instruments —continued. { Optical ..	Great Britain .. .. .	10	.....	10 cases	£ 292
	Victoria .. .. .	3	.....	3 "	234
	Queensland .. .. .	2	.....	2 "	38
	Point de Galle .. .. .	7	.....	7 "	370
			22	.....	22 cases
India-rubber Goods ..	Great Britain .. .. .	259	.....	259 pkgs.	3,603
	Victoria .. .. .	29	.....	29 "	497
	Queensland .. .. .	1	.....	1 "	35
	Point de Galle .. .. .	4	.....	4 "	79
			293	.....	293 pkgs.
Iron and Steel .. .. .	Great Britain .. .. .	13,452	.....	13,452 tons	134,733
	Victoria .. .. .	411½	.....	411½ "	6,403
	South Australia .. .. .	129	.....	129 "	1,550
	Queensland .. .. .	44	.....	44 "	855
	New Zealand .. .. .	105	.....	105 "	650
	United States .. .. .	.....	100	100 "	500
	Point de Galle .. .. .	.....	2	2 "	180
	Holland .. .. .	.....	314	314 "	2,417
	Cape of Good Hope .. .. .	.....	150	150 "	1,164
			14,143½	564	14,707½ tons
Iron (Tanks) .. .. .	Great Britain .. .. .	191	.....	191 No.	902
	Victoria .. .. .	10	.....	10 "	50
	Tasmania .. .. .	11	.....	11 "	50
	New Zealand .. .. .	89	.....	89 "	575
			301	.....	301 No.
" (Pipes) .. .. .	Great Britain .. .. .	784	.....	784 No.	767
	Victoria .. .. .	75	.....	75 "	70
			859	.....	859 No.
" (Tiles) .. .. .	Great Britain .. .. .	1,869	.....	1,869 No.	84
" (Bridges) .. .. .	Great Britain .. .. .	2	.....	2 No.	4,624
Jewellery .. .. .	Great Britain .. .. .	13	.....	13 cases	876
	Victoria .. .. .	14	.....	14 "	1,149
	Queensland .. .. .	10	.....	10 "	842
	New Zealand .. .. .	5	.....	5 "	441
	Fisheries .. .. .	.....	1	1 "	70
	United States .. .. .	.....	1	1 "	100
	Point de Galle .. .. .	173	.....	173 "	39,657
			215	2	217 cases
Lamps .. .. .	Great Britain .. .. .	101	.....	101 pkgs.	1,594
	Victoria .. .. .	31	.....	31 "	561
	South Australia .. .. .	18	.....	18 "	180
	Queensland .. .. .	12	.....	12 "	90
	United States .. .. .	241	50	291 "	3,265
		403	50	453 pkgs.	5,690
Lampware .. .. .	Victoria .. .. .	88	.....	88 pkgs.	1,180
Lead .. .. .	Great Britain .. .. .	726	.....	726 rolls	9,228
	Victoria .. .. .	139	.....	139 "	1,776
	New Zealand .. .. .	1	.....	1 "	15
			866	.....	866 rolls
Lead (Piping) .. .. .	Great Britain .. .. .	662	.....	662 cwt.	1,019
	Victoria .. .. .	660	.....	660 "	510
			1,322	.....	1,322 cwt.
Leather { Unmanufactured. }	Great Britain .. .. .	169	.....	169 cases	9,129
	Victoria .. .. .	9	.....	9 "	210
	Tasmania .. .. .	1	.....	1 "	30
	Queensland .. .. .	18	.....	18 "	186
	Western Australia .. .. .	2	.....	2 "	50
	New Zealand .. .. .	12	.....	12 "	178
	Point de Galle .. .. .	3	.....	3 "	57
		214	.....	214 cases	9,840



## STATISTICS OF

IMPORTS—*continued.*

ARTICLES.	COUNTRIES WHENCE IMPORTED.	QUANTITIES IMPORTED.			TOTAL VALUE.
		In British Vessels.	In Foreign Vessels.	Total.	
Leather — <i>contd.</i>  Manufactured (Boots & Shoes)	Great Britain .. .. .	17,007	.....	17,007 cases	£ 321,248
	Victoria .. .. .	2,255	.....	2,255 "	30,009
	South Australia .. .. .	9	.....	9 "	232
	Tasmania .. .. .	27	.....	27 "	769
	Queensland .. .. .	110	.....	110 "	2,261
	New Zealand .. .. .	17	.....	17 "	315
	United States .. .. .	5	.....	5 "	68
	Point de Galle .. .. .	14	.....	14 "	114
	France .. .. .	.....	2	2 "	60
	Germany .. .. .	.....	3	3 "	145
Hong Kong .. .. .	.....	1	1 "	60	
		19,444	6	19,450 cases	355,281
Lime-juice .. .. .	Great Britain .. .. .	1,094	.....	1,094 galls.	138
	Western Australia .. .. .	120	.....	120 "	18
	New Zealand .. .. .	500	.....	500 "	27
	South Sea Islands .. .. .	16,361	1,000	17,361 "	590
		18,075	1,000	19,075 galls.	773
Linen and Drapery .. .. .	Great Britain .. .. .	15,286	.....	15,286 pkgs.	892,023
	Victoria .. .. .	3,937	.....	3,937 "	183,659
	South Australia .. .. .	1	.....	1 "	30
	Tasmania .. .. .	11	.....	11 "	406
	Queensland .. .. .	191	.....	191 "	6,832
	New Zealand .. .. .	70	.....	70 "	2,213
	South Sea Islands .. .. .	28	.....	28 "	700
	Fisheries .. .. .	.....	2	2 "	40
	United States .. .. .	.....	15	15 "	1,000
	Point de Galle .. .. .	281	.....	281 "	21,708
	Holland .. .. .	.....	1	1 "	20
	Cape of Good Hope .. .. .	.....	2	2 "	30
	Germany .. .. .	.....	1	1 "	64
China .. .. .	1	.....	1 "	20	
		19,806	21	19,827 pkgs.	1,108,745
Horses .. .. .	Great Britain .. .. .	5	.....	5 No.	840
	Victoria .. .. .	21	.....	21 "	787
	Queensland .. .. .	36	.....	36 "	1,230
	New Zealand .. .. .	6	.....	6 "	130
	Java .. .. .	6	.....	6 "	60
		74	.....	74 No.	3,047
Cattle .. .. .	Great Britain .. .. .	9	.....	9 No.	666
	Victoria .. .. .	2	.....	2 "	100
	Tasmania .. .. .	1	.....	1 "	1
		12	.....	12 No.	767
Sheep .. .. .	Great Britain .. .. .	168	.....	168 No.	7,292
	Victoria .. .. .	111	.....	111 "	2,745
	South Australia .. .. .	9	.....	9 "	180
	Tasmania .. .. .	4	.....	4 "	20
	New Zealand .. .. .	95	.....	95 "	1,480
Germany .. .. .	.....	19	19 "	1,200	
		387	19	406 No.	12,917
Live Stock { Dogs .. .. .	Great Britain .. .. .	5	.....	5 No.	50
	Tasmania .. .. .	2	.....	2 "	10
	New Zealand .. .. .	1	.....	1 "	1
		8	.....	8 No.	61
Birds .. .. .	Victoria .. .. .	3	.....	3 cases	15
	Queensland .. .. .	3	.....	3 "	24
		6	.....	6 cases	39
Kangaroo .. .. .	Queensland .. .. .	1	.....	1 No.	10
Pigs.. .. .	Great Britain .. .. .	2	.....	2 No.	5
	South Sea Islands .. .. .	70	.....	70 "	100
		72	.....	72 No.	105
Poultry .. .. .	Great Britain .. .. .	18	.....	18 No.	60
	Queensland .. .. .	1	.....	1 "	1
		19	.....	19 No.	61
Rabbits .. .. .	Great Britain .. .. .	12	.....	12 No.	12

NEW SOUTH WALES—1864.

IMPORTS—*continued.*

ARTICLES.	COUNTRIES WHENCE IMPORTED.	QUANTITIES IMPORTED.			TOTAL VALUE.
		In British Vessels.	In Foreign Vessels.	Total.	
Locomotives .. ..	Great Britain .. ..	2	.....	2 No.	£ 2,506
	Victoria .. ..	2	.....	2 „	950
			4	.....	4 No.
Matches .. ..	Great Britain .. ..	2,256	.....	2,256 cases	22,838
	Victoria .. ..	490	.....	490 „	3,208
	Queensland .. ..	13	.....	13 „	300
	New Zealand .. ..	25	.....	25 „	155
	South Sea Islands .. ..	1	.....	1 „	18
	France .. ..	.....	4	4 „	56
	Germany .. ..	.....	50	50 „	250
		2,785	54	2,839 cases	26,825
Machinery .. ..	Great Britain .. ..	2,680	.....	2,680 pkgs.	27,588
	Victoria .. ..	780	.....	780 „	8,440
	South Australia .. ..	22	.....	22 „	203
	Tasmania .. ..	6	.....	6 „	40
	Queensland .. ..	18	.....	18 „	1,136
	New Zealand .. ..	9	.....	9 „	110
	United States .. ..	718	21	739 „	6,145
	Point de Galle .. ..	1	.....	1 „	18
	China .. ..	1	.....	1 „	10
	New Caledonia .. ..	2	.....	2 „	30
Cape of Good Hope .. ..	15	.....	15 „	800	
		4,252	21	4,273 pkgs.	44,575
Machinery for Weighing ..	Great Britain .. ..	130	.....	130 pkgs.	1,124
	Victoria .. ..	18	.....	18 „	263
	United States .. ..	10	.....	10 „	50
		158	.....	158 pkgs.	1,437
„ Mills .. ..	Great Britain .. ..	7	.....	7 pkgs.	117
Malt .. ..	Great Britain .. ..	58,110	.....	58,110 bushels	27,796
Marble .. ..	Great Britain .. ..	196	.....	196 cases	2,553
	Victoria .. ..	3	.....	3 „	19
	Queensland .. ..	11	.....	11 „	150
		210	.....	210 cases	2,722
„ Slabs .. ..	Victoria .. ..	463	.....	463 No.	30
Matting and Rugs .. ..	Great Britain .. ..	144	.....	144 bales	2,403
	Victoria .. ..	107	.....	107 „	163
	New Zealand .. ..	2	.....	2 „	2
	South Sea Islands .. ..	80	.....	80 „	90
	Java .. ..	3	.....	3 „	25
	China .. ..	801	.....	801 „	1,085
	Calcutta .. ..	.....	28	28 „	170
	Mauritius .. ..	37	.....	37 „	450
		1,224	28	1,252 bales	4,388
Metal .. ..	Great Britain .. ..	1,350	.....	1,350 cases	21,361
	Victoria .. ..	1,244	.....	1,244 „	15,281
	Queensland .. ..	7	.....	7 „	30
	New Zealand .. ..	59	.....	59 „	720
	United States .. ..	23	.....	23 „	380
		3,133	.....	3,133 cases	37,772
„ Old .. ..	Victoria .. ..	50	.....	50 tons	538
	South Australia .. ..	11	.....	11 „	900
	South Sea Islands .. ..	.....	28½	28½ „	120
	New Caledonia .. ..	2	.....	2 „	79
		63	28½	91½ tons	1,637
Military and Naval Stores..	Great Britain .. ..	3,941	.....	3,941 pkgs.	17,966
	Point de Galle .. ..	50	.....	50 „	75
		3,991	.....	3,991 pkgs.	18,041
Missionary Stores .. ..	Great Britain .. ..	61	.....	61 pkgs.	315
Millinery .. ..	Great Britain .. ..	432	.....	432 pkgs.	24,755
	Victoria .. ..	7	.....	7 „	331
	Queensland .. ..	4	.....	4 „	115
	United States .. ..	28	.....	28 „	320
	Point de Galle .. ..	74	.....	74 „	5,211
		545	.....	545 pkgs.	30,732

## STATISTICS OF

IMPORTS—*continued.*

ARTICLES.	COUNTRIES WHENCE IMPORTED.	QUANTITIES IMPORTED.			TOTAL VALUE.
		In British Vessels.	In Foreign Vessels.	Total.	
		cwt. qrs. lbs.	cwt. qrs. lbs.	cwt. qrs. lbs.	£
Molasses .. .. .	Great Britain .. .. .	67 3 14	.....	67 3 14	54
	Mauritius .. .. .	2,251 3 22	.....	2,251 3 22	1,900
	Queensland .. .. .	6 0 3	.....	6 0 3	4
	New Caledonia .. .. .	4 0 0	.....	4 0 0	4
	New Zealand .. .. .	11 1 17	.....	11 1 17	10
	Bourbon .. .. .	.....	51 2 11	51 2 11	30
	Fisheries .. .. .	.....	53 3 24	53 3 24	12
		2,341 1 0	105 2 7	2,446 3 7	2,014 <sup>a</sup>
Nails .. .. .	Great Britain .. .. .	14,943	.....	14,943 kegs	25,305
	Victoria .. .. .	578	.....	578 "	1,123
	Queensland .. .. .	11	.....	11 "	16
	New Zealand .. .. .	137	.....	137 "	340
	United States .. .. .	906	35	941 "	1,564
	Cape of Good Hope .. .. .	.....	500	500 "	700
	France .. .. .	.....	15	15 "	16
	Mauritius .. .. .	12	.....	12 "	12
New Caledonia .. .. .	1	.....	1 "	5	
		16,588	550	17,138 kegs	29,081
Oakum .. .. .	Great Britain .. .. .	1,842	.....	1,842 bundles	1,667
Oars .. .. .	Great Britain .. .. .	1,271	.....	1,271 No.	352
	Victoria .. .. .	200	.....	200 "	85
	Tasmania .. .. .	109	.....	109 "	70
	United States .. .. .	7,996	2,288	10,284 "	3,075
	Fisheries .. .. .	.....	30	30 "	15
		9,576	2,318	11,894 No.	3,597
Oatmeal .. .. .	Great Britain .. .. .	2,204	.....	2,204 casks	4,378
	Victoria .. .. .	255	.....	255 "	315
	Tasmania .. .. .	34	.....	34 "	84
	New Zealand .. .. .	7	.....	7 "	21
	United States .. .. .	100	.....	100 "	200
		2,600	.....	2,600 casks	4,998
Oatmeal } Groats .. .. .	Great Britain .. .. .	368	.....	368 cases	1,178
	Victoria .. .. .	5	.....	5 "	14
	New Zealand .. .. .	1	.....	1 "	2
		374	.....	374 cases	1,194
Oatmeal } Pearl Barley .. .. .	Great Britain .. .. .	573	.....	573 cwt.	742
	Victoria .. .. .	328	.....	328 "	300
		901	.....	901 cwt.	1,042
Sperm .. .. .	Great Britain .. .. .	$\frac{1}{4}$	.....	$\frac{1}{4}$ tuns	30
	New Zealand .. .. .	8	.....	8 "	460
	South Sea Islands .. .. .	58 $\frac{1}{2}$	.....	58 $\frac{1}{2}$ "	3,600
	Fisheries .. .. .	.....	183	183 "	13,370
	Norfolk Island .. .. .	.....	15	15 "	750
		66 $\frac{3}{4}$	198	264 $\frac{3}{4}$ tuns	18,210
Humpback .. .. .	Fisheries .. .. .	.....	55	55 tuns	190
Black .. .. .	Tasmania .. .. .	3	.....	3 tuns	20
	New Zealand .. .. .	38	.....	38 "	1,670
	South Sea Islands .. .. .	5	.....	5 "	200
	Fisheries .. .. .	.....	111	111 "	4,730
		46	111	157 tuns	6,620
Linseed .. .. .	Great Britain .. .. .	31,973	.....	31,973 gallons	8,273
	Victoria .. .. .	7,319	.....	7,319 "	1,988
	South Australia .. .. .	300	.....	300 "	60
	France .. .. .	.....	500	500 "	80
		39,592	500	40,092 gallons	10,401
Oil .. .. .	Queensland .. .. .	36	.....	36 tuns	1,260
	New Zealand .. .. .	86 $\frac{1}{4}$	.....	86 $\frac{1}{4}$ "	2,038
	South Sea Islands .. .. .	398	2	900 "	31,479
	Fisheries .. .. .	.....	27 $\frac{1}{2}$	27 $\frac{1}{2}$ "	945
	New Caledonia .. .. .	36 $\frac{1}{4}$	.....	36 $\frac{1}{4}$ "	1,215
		1,056 $\frac{1}{2}$	29 $\frac{1}{2}$	1,086 tuns	36,937

<sup>a</sup> Duty :—Amount received, £65 13s. 3d.; rate, 3s. 4d. per cwt.

NEW SOUTH WALES—1864.

IMPORTS—continued.

ARTICLES.	COUNTRIES WHENCE IMPORTED.	QUANTITIES IMPORTED.			TOTAL VALUE.
		In British Vessels.	In Foreign Vessels.	Total.	
Olive	Great Britain .. .. .	5,052	.....	5,052 galls.	£ 2,141
	Victoria .. .. .	659	.....	659 "	225
		5,711	.....	5,711 galls.	2,366
Colza	Great Britain .. .. .	8,988	.....	8,988 galls.	2,511
	Victoria .. .. .	3,343	.....	3,343 "	852
	France .. .. .	500	.....	500 "	80
		12,831	.....	12,831 galls.	3,443
China	Great Britain .. .. .	600	.....	600 galls.	160
	Victoria .. .. .	2,050	.....	2,050 "	362
		2,650	.....	2,650 galls.	522
Castor	Great Britain .. .. .	444	.....	444 galls.	262
	Victoria .. .. .	4,000	.....	4,000 "	1,800
	Calcutta .. .. .	2,772	.....	2,772 "	1,485
		7,216	.....	7,216 galls.	3,547
Kerosene	Great Britain .. .. .	900	.....	900 galls.	149
	Victoria .. .. .	86,292	.....	86,292 "	20,422
	United States .. .. .	55,844	6,060	61,904 "	14,756
		143,036	6,060	149,096 galls.	35,327
Palm	Great Britain .. .. .	1,972	.....	1,972 galls.	374
Cod Liver	Great Britain .. .. .	266	.....	266 galls.	260
	Victoria .. .. .	49	.....	49 "	60
	Queensland .. .. .	40	.....	40 "	35
		355	.....	355 galls.	355
Naptha	Great Britain .. .. .	460	.....	460 galls.	290
	United States .. .. .	1,596	.....	1,596 "	320
		2,056	.....	2,056 galls.	610
Salad	Great Britain .. .. .	1,950	.....	1,950 galls.	950
Dugong	Queensland .. .. .	4	.....	4 galls.	3
All other	Great Britain .. .. .	38,738	.....	38,738 galls.	10,102
	Victoria .. .. .	32,544	.....	32,544 "	10,736
	Queensland .. .. .	455	.....	455 "	145
	New Zealand .. .. .	1,962	.....	1,962 "	341
	United States .. .. .	1,760	.....	1,760 "	440
	France .. .. .	.....	1,300	1,300 "	80
		75,459	1,300	76,759 galls.	21,844
Oilcloth	Great Britain .. .. .	160	.....	160 pkgs.	3,203
Oilmen's Stores	Great Britain .. .. .	42,186	.....	42,186 cases	80,977
	Victoria .. .. .	3,498	25	3,523 "	6,495
	Queensland .. .. .	86	.....	86 "	208
	New Zealand .. .. .	335	.....	335 "	351
	South Sea Islands .. .. .	5	.....	5 "	20
	United States .. .. .	3,406	.....	3,406 "	4,019
	Point de Galle .. .. .	2	.....	2 "	4
	France .. .. .	15	2,079	2,094 "	4,180
	China .. .. .	50	.....	50 "	50
	Calcutta .. .. .	200	103	303 "	890
Bourbon .. .. .	.....	1	1 "	8	
		49,783	2,208	51,991 cases	97,202
Onions	Victoria .. .. .	72½	.....	72½ tons	1,173
	South Australia .. .. .	4	.....	4 "	46
	Tasmania .. .. .	244½	.....	244½ "	2,804
	Queensland .. .. .	3½	.....	3½ "	51
	New Zealand .. .. .	3	.....	3 "	36
South Sea Islands .. .. .	7	.....	7 "	70	
		334½	.....	334½ tons	4,180
Ore (Chrome)	New Zealand .. .. .	160	.....	160 tons	800
Oysters	Victoria .. .. .	82	.....	82 bags	60

## STATISTICS OF

IMPORTS—continued.

ARTICLES.	COUNTRIES WHENCE IMPORTED.	QUANTITIES IMPORTED.			TOTAL VALUE.
		In British Vessels.	In Foreign Vessels.	Total.	
Opium .. .. .	Great Britain .. .. .	4,261	.....	4,261 lbs.	£ 5,448
	Victoria .. .. .	2,943	184	3,127 "	7,588
	Point de Galle .. .. .	11,462	.....	11,462 "	23,252
	Hong Kong .. .. .	45	.....	45 "	150
	Calcutta .. .. .	.....	424	424 "	388
		18,711	608	19,319 lbs.	36,826 <sup>a</sup>
Paints .. .. .	Great Britain .. .. .	8,156½	.....	8,156½ cwt.	14,628
	Victoria .. .. .	740	.....	740 "	1,208
	New Zealand .. .. .	22	.....	22 "	40
	Calcutta .. .. .	.....	62	62 "	63
		8,918½	62	8,980½ cwt.	15,939
Painters' Materials.. .. .	Great Britain .. .. .	739	.....	739 pkgs.	1,165
	Victoria .. .. .	112	.....	112 "	201
		851	.....	851 pkgs.	1,366
Paperhangings .. .. .	Great Britain .. .. .	393	.....	393 pkgs.	4,519
	Victoria .. .. .	16	.....	16 "	194
	Queensland .. .. .	6	.....	6 "	86
	Point de Galle .. .. .	1	.....	1 "	1
		416	.....	416 pkgs.	4,800
Peas (Split) .. .. .	Great Britain .. .. .	780	.....	780 brls.	1,110
	Victoria .. .. .	14	.....	14 "	26
	Queensland .. .. .	65	.....	65 "	142
	New Zealand .. .. .	13	.....	13 "	21
	United States .. .. .	5	.....	5 "	10
	France .. .. .	.....	211	211 "	437
		877	211	1,088 brls.	1,746
Pearl Shell .. .. .	South Sea Islands .. .. .	460	.....	460 cwt.	442
Pepper and Spices .. .. .	Great Britain .. .. .	522	.....	522 pkgs.	2,058
	Victoria .. .. .	534	.....	534 "	1,848
	Queensland .. .. .	1	.....	1 "	15
	New Zealand .. .. .	1	.....	1 "	2
	South Sea Islands .. .. .	2	.....	2 "	10
	Point de Galle .. .. .	229	.....	229 "	1,163
	Calcutta .. .. .	.....	51	51 "	50
	Hong Kong .. .. .	.....	58	58 "	224
	Java .. .. .	916	.....	916 "	1,837
	China .. .. .	10	.....	10 "	40
Western Australia .. .. .	2	.....	2 "	20	
		2,217	109	2,326 pkgs.	7,267
Perfumery .. .. .	Great Britain .. .. .	1,107	.....	1,107 cases.	6,330
	Victoria .. .. .	17	.....	17 "	124
	Queensland .. .. .	1	.....	1 "	5
	Point de Galle .. .. .	1	.....	1 "	180
	Holland .. .. .	.....	2	2 "	35
	Germany .. .. .	.....	9	9 "	100
		1,126	11	1,137 cases.	6,774
Pickles and Sauces .. .. .	Great Britain .. .. .	5,815	.....	5,815 cases.	3,999
	Victoria .. .. .	1	.....	1 "	2
	Queensland .. .. .	1	.....	1 "	1
	New Zealand .. .. .	12	.....	12 "	21
	Calcutta .. .. .	.....	4	4 "	5
	Mauritius .. .. .	1	.....	1 "	5
		5,830	4	5,834 cases.	9,033
Pictures and Paintings .. .. .	Great Britain .. .. .	139	.....	139 cases.	2,771
	Victoria .. .. .	12	.....	12 "	172
	South Australia .. .. .	1	.....	1 "	100
	Tasmania .. .. .	1	.....	1 "	12
	Queensland .. .. .	4	.....	4 "	28
	Point de Galle .. .. .	7	.....	7 "	82
		164	.....	164 cases.	3,165
Pipes (Tobacco) .. .. .	Great Britain .. .. .	1,290	.....	1,290 cases.	2,379
	Victoria .. .. .	94	.....	94 "	1,954
	Queensland .. .. .	10	.....	10 "	58
	South Sea Islands .. .. .	3	.....	3 "	2
	Point de Galle .. .. .	9	.....	9 "	1,082
	Cape of Good Hope .. .. .	.....	17	17 "	75
		1,406	17	1,423 cases.	5,550

<sup>a</sup> Duty:—Amount received, £1,653 15s.; rate, 10s. per lb.

## NEW SOUTH WALES—1864.

61

IMPORTS—*continued.*

ARTICLES.	COUNTRIES WHENCE IMPORTED.	QUANTITIES IMPORTED.			TOTAL VALUE.
		In British Vessels.	In Foreign Vessels.	Total.	
Pitch, Tar, and Resin	Great Britain .. .. .	2,272	.....	2,272 brls.	£ 5,359
	Victoria .. .. .	95	.....	95 "	456
	South Australia .. .. .	51	.....	51 "	530
	Tasmania .. .. .	5	.....	5 "	10
	Queensland .. .. .	91	.....	91 "	152
	New Zealand .. .. .	5	.....	5 "	60
	United States .. .. .	106	45	151 "	550
	Sweden .. .. .	150	.....	150 "	225
		2,775	45	2,820 brls.	7,342
Plants and Seeds	Great Britain .. .. .	613	.....	613 pkgs.	3,930
	Victoria .. .. .	371	.....	371 "	1,170
	South Australia .. .. .	14	.....	14 "	45
	Tasmania .. .. .	278	.....	278 "	524
	Queensland .. .. .	73	.....	73 "	311
	New Zealand .. .. .	16	.....	16 "	64
	New Caledonia .. .. .	1	.....	1 "	5
	South Sea Islands .. .. .	21	.....	21 "	335
	Point de Galle .. .. .	45	.....	45 "	314
	Germany .. .. .	.....	13	13 "	200
	Java .. .. .	4	.....	4 "	15
	Calcutta .. .. .	.....	30	30 "	25
	Mauritius .. .. .	7	96	103 "	51
Bourbon .. .. .	.....	1	1 "	5	
Norfolk Island .. .. .	.....	46	46 "	195	
		1,443	186	1,629 pkgs.	7,189
Plate (Silver)	Great Britain .. .. .	26	.....	26 cases	2,891
	Victoria .. .. .	3	.....	3 "	670
	Point de Galle .. .. .	20	.....	20 "	3,031
		49	.....	49 cases	6,592
Plated Ware..	Great Britain .. .. .	146	.....	146 cases	10,525
	Victoria .. .. .	1	.....	1 "	5
	South Australia .. .. .	1	.....	1 "	90
	United States .. .. .	13	.....	13 "	166
	Point de Galle .. .. .	6	.....	6 "	369
		167	.....	167 cases	11,155
Potatoes	Great Britain .. .. .	4	.....	4 tons	21
	Victoria .. .. .	5,533 $\frac{3}{4}$	.....	5,533 $\frac{3}{4}$ "	29,321
	South Australia .. .. .	356	.....	356 "	1,605
	Tasmania .. .. .	3,529 $\frac{1}{2}$	.....	3,529 $\frac{1}{2}$ "	21,171
	Queensland .. .. .	131 $\frac{1}{4}$	.....	131 $\frac{1}{4}$ "	763
	New Zealand .. .. .	42 $\frac{3}{4}$	.....	42 $\frac{3}{4}$ "	249
		9,597 $\frac{1}{4}$	.....	9,597 $\frac{1}{4}$ tons	53,130
Printing Materials..	Great Britain .. .. .	744	.....	744 cases	13,729
	Victoria .. .. .	124	.....	124 "	1,619
	Queensland .. .. .	6	.....	6 "	31
	New Zealand .. .. .	38	.....	38 "	45
	Point de Galle .. .. .	6	.....	6 "	58
		918	.....	918 cases	15,512
Printing Presses	Great Britain .. .. .	30	.....	30 No.	724
	Victoria .. .. .	11	.....	11 "	50
		41	.....	41 No.	774
Photographic Materials	Great Britain .. .. .	49	.....	49 cases	1,063
	Victoria .. .. .	33	.....	33 "	493
	New Zealand .. .. .	2	.....	2 "	17
	Point de Galle .. .. .	7	.....	7 "	245
	Fisheries .. .. .	.....	3	3 "	30
		91	3	94 cases	1,848
Provisions { Beef	Victoria .. .. .	$\frac{1}{2}$	.....	$\frac{1}{2}$ cwt.	3
	Queensland .. .. .	40	.....	40 "	100
	New Zealand .. .. .	1,416	.....	1,416 "	1,676
	Fisheries .. .. .	.....	110	110 "	120
	France .. .. .	.....	84	84 "	50
		1,456 $\frac{1}{2}$	194	1,650 $\frac{1}{2}$ cwt.	1,949

## STATISTICS OF

IMPORTS—continued.

ARTICLES.	COUNTRIES WHENCE IMPORTED.	QUANTITIES IMPORTED.			TOTAL VALUE.	
		In British Vessels.	In Foreign Vessels.	Total.		
Provisions —contd.	Pork .. .. .	Great Britain .. .. .	3,148	.....	3,148 cwt.	£ 6,198
		Victoria .. .. .	595	.....	595 "	1,313
		South Australia .. .. .	130	.....	130 "	385
		Tasmania .. .. .	78	.....	78 "	177
		New Zealand .. .. .	271	.....	271 "	760
		France .. .. .	.....	675	675 "	490
		Mauritius .. .. .	.....	494	494 "	500
		Fisheries.. .. .	.....	108	108 "	216
			4,222	1,277	5,499 cwt.	10,039
	Bacon .. .. .	Great Britain .. .. .	3,365	.....	3,365 cwt.	13,845
		Victoria .. .. .	108½	.....	108½ "	396
		Tasmania .. .. .	1	.....	1 "	3
		Queensland .. .. .	8¼	.....	8¼ "	47
			3,482½	.....	3,482½ cwt.	14,291
	Hams .. .. .	Great Britain .. .. .	3,139	.....	3,139 cwt.	16,974
Victoria .. .. .		52½	.....	52½ "	349	
Queensland .. .. .		3	.....	3 "	15	
		3,194½	.....	3,194½ cwt.	17,338	
Tongues .. .. .	Queensland .. .. .	½	.....	½ cwt.	3	
Chinese .. .. .	Victoria .. .. .	2,262	.....	2,262 pkgs.	6,868	
	Tasmania .. .. .	10	.....	10 "	40	
	New Zealand .. .. .	42	.....	42 "	25	
	China .. .. .	2,957	.....	2,957 "	5,995	
	Hong Kong .. .. .	.....	1,196	1,196 "	3,464	
		5,271	1,196	6,467 pkgs.	16,392	
Preserved Meat	Great Britain .. .. .	118	.....	118 pkgs.	474	
	Victoria .. .. .	38	.....	38 "	176	
	New Zealand .. .. .	75	.....	75 "	256	
	New Caledonia .. .. .	1	.....	1 "	10	
	Holland .. .. .	.....	8	8 "	40	
	France .. .. .	.....	21	21 "	129	
	Calcutta .. .. .	.....	220	220 "	60	
		232	249	481 pkgs.	1,145	
Milk .. .. .	Great Britain .. .. .	2	.....	2 pkgs.	8	
Vegetables .. .. .	Great Britain .. .. .	476	.....	476 pkgs.	1,467	
	Queensland .. .. .	11	.....	11 "	45	
		487	.....	487 pkgs.	1,512	
Quicksilver .. .. .	Great Britain .. .. .	46	.....	46 bottles	175	
Railway Plant .. .. .	Great Britain .. .. .	1,760	.....	1,760 tons	15,589	
	Victoria .. .. .	1	.....	1 "	50	
		1,761	.....	1,761 tons	15,639	
Rattans and Canes.. .. .	Victoria .. .. .	22	.....	22 bundles	48	
	Cape of Good Hope .. .. .	.....	8	8 "	50	
	Java .. .. .	5,272	10,677	15,949 "	807	
		5,294	10,685	15,979 bundles	905	
Saddlery and Harness .. .. .	Great Britain .. .. .	1,285	.....	1,285 pkgs.	46,999	
	Victoria .. .. .	56	.....	56 "	1,725	
	Queensland .. .. .	17	.....	17 "	220	
	United States .. .. .	1	2	3 "	225	
	China .. .. .	16	.....	16 "	75	
		1,375	2	1,377 pkgs.	49,244	
Salt .. .. .	Great Britain .. .. .	6,174¼	.....	6,174¼ tons	20,981	
	Victoria .. .. .	2,419¼	.....	2,419¼ "	9,606	
	South Australia .. .. .	10	.....	10 "	40	
	France .. .. .	.....	80	80 "	160	
		8,603¼	80	8,683¼ tons	30,787	
" (Rock) .. .. .	Great Britain .. .. .	586	.....	586 tons	1,697	
	Queensland .. .. .	15	.....	15 "	70	
	New Zealand .. .. .	98	.....	98 "	395	
	Spain .. .. .	.....	150	150 "	450	
		699	150	849 tons	2,612	
Saltpetre .. .. .	Great Britain .. .. .	335	.....	335 cwt.	597	
	Victoria .. .. .	6½	.....	6½ "	36	
	Calcutta .. .. .	.....	120	120 "	260	
		341½	120	461½ cwt.	893	

NEW SOUTH WALES—1864.

IMPORTS—continued.

ARTICLES.	COUNTRIES WHENCE IMPORTED.	QUANTITIES IMPORTED.			TOTAL VALUE.
		In British Vessels.	In Foreign Vessels.	Total.	
Ship Chandlery .. .. .	Great Britain .. .. .	314	.....	314 pkgs.	£ 3,925
	United States .. .. .	5	5	10 "	285
	Victoria .. .. .	18	.....	18 "	220
	Tasmania .. .. .	1	.....	1 "	1,000
	Queensland .. .. .	2	.....	2 "	2
	Point de Galle .. .. .	78	.....	78 "	300
	Fisheries .. .. .	.....	2	2 "	22
		418	7	425 pkgs.	5,754
Shooks and Staves.. .. .	Great Britain .. .. .	2,636	.....	2,636 pkgs.	540
	Victoria .. .. .	137	.....	137 "	61
	New Zealand .. .. .	1,000	.....	1,000 No.	8
	Tasmania .. .. .	225,058	.....	225,058 "	1,542
	Western Australia .. .. .	250	.....	250 "	120
	United States .. .. .	19,860	5,353	25,213 "	765
	Cape of Good Hope .. .. .	.....	112	112 "	50
Germany .. .. .	.....	38	38 bundles	77	
		248,941	5,503	254,444 pkgs. &c.	3,163
Silks .. .. .	Great Britain .. .. .	132	.....	132 cases	16,188
	Victoria .. .. .	13	.....	13 "	1,317
	Point de Galle .. .. .	358	.....	358 "	53,793
	China .. .. .	10	.....	10 "	400
		513	.....	513 cases	71,693
Horned Cattle {	Victoria .. .. .	240	.....	240 No.	121
	South Australia .. .. .	1,185	.....	1,185 "	723
	Queensland .. .. .	19,557	.....	19,557 "	10,169
	New Zealand .. .. .	10,873	.....	10,873 "	6,435
	South Sea Islands .. .. .	144	.....	144 "	75
	New Caledonia .. .. .	589	.....	589 "	238
	Norfolk Island .. .. .	.....	50	50 "	30
		32,588	50	32,638 No.	17,841
Sheep .. .. .	Great Britain .. .. .	3	.....	3 bundles	100
	Victoria .. .. .	3	.....	3 "	35
	Tasmania .. .. .	2	.....	2 "	10
	Queensland .. .. .	1,415½	.....	1,415½ "	11,614
	New Zealand .. .. .	331	.....	331 "	1,146
	New Caledonia .. .. .	21	.....	21 "	46
		1,775½	.....	1,775½ bundles	12,951
Chamois .. .. .	Great Britain .. .. .	4	.....	4 cases	370
Kangaroo .. .. .	Victoria .. .. .	5	.....	5 cases	60
	Tasmania .. .. .	8	.....	8 "	168
		13	.....	13 cases	228
Calf .. .. .	Great Britain .. .. .	18	.....	18 cases	1,192
	South Australia .. .. .	12	.....	12 "	25
	Queensland .. .. .	70	.....	70 "	65
		100	.....	100 cases	1,282
Slates .. .. .	Unmanufactured Great Britain .. .. .	742,156	.....	742,156 No.	10,159
	Manufactured Great Britain .. .. .	81	.....	81 cases	277
Slate Slabs .. .. .	Great Britain .. .. .	137	.....	137 No.	120
Soap .. .. .	Great Britain .. .. .	270	.....	270 cwt.	568
	Victoria .. .. .	458	.....	458 "	735
	Tasmania .. .. .	40	.....	40 "	75
	New Zealand .. .. .	40	.....	40 "	80
	South Sea Islands .. .. .	10	.....	10 "	10
	France .. .. .	.....	4	4 "	7
	Point de Galle .. .. .	1	.....	1 "	2
		819	4	823 cwt.	1,477
Soda and Seltzer Water .. .. .	Great Britain .. .. .	419	.....	419 pkgs.	918
	Victoria .. .. .	76	.....	76 "	61
	Queensland .. .. .	68	.....	68 "	170
	Germany .. .. .	.....	12	12 "	6
		563	12	575 pkgs.	1,155



## STATISTICS OF

IMPORTS—continued.

ARTICLES.	COUNTRIES WHENCE IMPORTED.	QUANTITIES IMPORTED.			TOTAL VALUE.	
		In British Vessels.	In Foreign Vessels.	Total.		
					£	
Specimens of Natural History .. ..	Great Britain .. .. .	5	.....	5 pkgs.	130	
	Victoria .. .. .	7	.....	7 "	38	
	South Australia .. .. .	10	.....	10 "	60	
	Queensland .. .. .	22	.....	22 "	146	
	South Sea Islands .. .. .	5	.....	5 "	15	
	United States .. .. .	1	.....	1 "	2	
		50	.....	50 pkgs.	391	
Starch and Blue ..	Great Britain .. .. .	8,946	.....	8,946 cases	10,366	
	Victoria .. .. .	798	.....	798 "	1,120	
	United States .. .. .	50	.....	50 "	35	
		9,795	.....	9,795 cases	11,523	
Brandy .. ..	Great Britain .. .. .	127,946	.....	127,946 galls.	57,231	
	Victoria .. .. .	44,216	17	44,233 "	19,294	
	New Zealand .. .. .	2,151	.....	2,151 "	985	
	Queensland .. .. .	541	.....	541 "	245	
	Tasmania .. .. .	1,103	.....	1,103 "	325	
	South Australia .. .. .	227	.....	227 "	50	
	Calcutta .. .. .	2	.....	2 "	2	
	United States .. .. .	252	.....	252 "	75	
	South Sea Islands .. .. .	17	.....	17 "	10	
	Bourbon .. .. .	.....	365	365 "	150	
	France .. .. .	.....	84,167	84,167 "	39,206	
	Holland .. .. .	.....	337	337 "	200	
	Germany .. .. .	.....	340	340 "	200	
	176,455	85,226	261,681 galls.	117,973 <sup>a</sup>		
Rum .. ..	Great Britain .. .. .	284,273	.....	284,273 galls.	52,637	
	New Zealand .. .. .	5,600	.....	5,600 "	1,130	
	Calcutta .. .. .	.....	427	427 "	120	
	289,873	427	290,300 galls.	53,887 <sup>b</sup>		
Geneva .. ..	Great Britain .. .. .	9,908	.....	9,908 galls.	2,413	
	Victoria .. .. .	6,641	.....	6,641 "	1,069	
	New Zealand .. .. .	93	.....	93 "	21	
	France .. .. .	.....	84	84 "	50	
	Germany .. .. .	.....	889	889 "	150	
Holland .. .. .	.....	54,300	54,300 "	9,310		
	16,642	55,273	71,915 galls.	13,013 <sup>c</sup>		
Spirits ..	British Gin .. ..	Great Britain .. .. .	19,474	383	19,857 galls.	7,840
	New Zealand .. .. .	.....	.....	15	15 "	9
	19,474	398	19,872 galls.	7,849 <sup>d</sup>		
Whisky .. ..	Great Britain .. .. .	22,690	2,029	24,719 galls.	7,761	
	Victoria .. .. .	597	.....	597 "	121	
	New Zealand .. .. .	727	.....	727 "	159	
	United States .. .. .	987	.....	987 "	250	
	25,001	2,029	27,030 galls.	8,291 <sup>e</sup>		
Liqueurs .. ..	Great Britain .. .. .	1,078	89	1,167 galls.	787	
	Victoria .. .. .	894	.....	894 "	688	
	Queensland .. .. .	27	.....	27 "	14	
	Hong Kong .. .. .	17	.....	17 "	10	
	United States .. .. .	812	18	830 "	969	
	Bourbon .. .. .	.....	18	18 "	7	
	Germany .. .. .	.....	372	372 "	200	
	France .. .. .	.....	1,090	1,090 "	797	
Holland .. .. .	.....	9	9 "	10		
	2,823	1,596	4,424 galls.	3,432 <sup>f</sup>		
Perfumed .. ..	Great Britain .. .. .	1,806	40	1,846 galls.	5,120	
	Victoria .. .. .	54	65	119 "	311	
	New Zealand .. .. .	4	78	82 "	206	
	Queensland .. .. .	6	4	10 "	27	
	United States .. .. .	15	.....	15 "	20	
	France .. .. .	.....	6	6 "	20	
Holland .. .. .	.....	114	114 "	234		
	1,835	307	2,192 galls.	5,938 <sup>g</sup>		

<sup>a</sup> Duty:—Amount received, £368 6s. 0d.; rate, 10s. per gallon.  
<sup>b</sup> Do. do. £121 19s. 4d.; do. 7s. do.  
<sup>c</sup> Do. do. £15 7s. 11d.; do. 10s. do.

<sup>d</sup> Duty:—Amount received, £4 10s. 8d.; rate, 10s. per gallon.  
<sup>e</sup> Do. do. £16 13s. 8d.; do. 7s. do.  
<sup>f</sup> Do. do. £209 9s. 4d.; do. 10s. do.

<sup>g</sup> Duty:—Amount received, £474 12s. 6d.; rate, 7s. per gallon.

IMPORTS—continued.

ARTICLES.	COUNTRIES WHENCE IMPORTED.	QUANTITIES IMPORTED.			TOTAL VALUE.	
		In British Vessels.	In Foreign Vessels.	Total.		
Spirits— <i>continued.</i>	All other ..	Great Britain .. .. .	6,216	1,058	7,274 galls.	£ 1,713
		New Zealand .. .. .	93	.....	93 "	10
		Queensland .. .. .	110	.....	110 "	20
		United States .. .. .	169	.....	169 "	40
		Germany .. .. .	.....	219	219 "	60
			6,583	1,277	7,865 galls.	1,843 a
	Books ..	Great Britain .. .. .	808	.....	808 cases	27,141
		Victoria .. .. .	504	.....	504 "	13,523
		New Zealand .. .. .	7	.....	7 "	117
		Tasmania .. .. .	8	.....	8 "	130
Queensland .. .. .		20	.....	20 "	314	
South Australia .. .. .		2	.....	2 "	51	
South Sea Islands .. .. .		1	.....	1 "	2	
United States .. .. .		53	8	61 "	1,891	
Point de Galle .. .. .		867	.....	867 "	12,684	
Holland .. .. .		.....	2	2 "	14	
Hong Kong .. .. .	.....	8	8 "	160		
		2,270	18	2,288 cases	56,027	
Stationery	Paper ..	Great Britain .. .. .	6,497	.....	6,497 pkgs.	101,381
		Victoria .. .. .	303	.....	303 "	4,298
		South Australia .. .. .	1	.....	1 "	10
		Tasmania .. .. .	31	.....	31 "	50
		Queensland .. .. .	17	.....	17 "	200
		New Zealand .. .. .	35	.....	35 "	415
		New Caledonia .. .. .	1	.....	1 "	3
		Point de Galle .. .. .	436	.....	436 "	7,947
		Holland .. .. .	.....	3	3 "	70
		Germany .. .. .	.....	20	20 "	380
China .. .. .	.....	1	1 "	2		
Hong Kong .. .. .	.....	47	47 "	298		
		7,321	71	7,392 pkgs.	115,049	
Maps ..	Great Britain .. .. .	11	.....	11 cases	472	
	New Zealand .. .. .	1	.....	1 "	10	
	Point de Galle .. .. .	2	.....	2 "	111	
		14	.....	14 cases	593	
Parchment ..	Great Britain .. .. .	3	.....	3 cases	142	
	Point de Galle .. .. .	1	.....	1 "	18	
		4	.....	4 cases	160	
Stones ..	Mill ..	Great Britain .. .. .	22	.....	22 No.	241
	Grind ..	Great Britain .. .. .	1,589	.....	1,589 No.	495
	Flag ..	Great Britain .. .. .	2,088	.....	2,088 No.	800
		Victoria .. .. .	434	.....	434 "	367
			2,522	.....	2,522 No.	1,167
	Turkey ..	Great Britain .. .. .	91	.....	91 pkgs.	154
	Scythe ..	Great Britain .. .. .	37	.....	37 pkgs.	49
Stoneware .. ..	Great Britain .. .. .	100	.....	100 pkgs.	346	
Sulphur .. ..	Great Britain .. .. .	279	.....	279 cwt.	361	
	Victoria .. .. .	106	.....	106 "	183	
	New Zealand .. .. .	6	.....	6 "	12	
		391	.....	391 cwt.	556	
Sugar ..	Raw ..	Great Britain .. .. .	0 19 1 20	.....	0 19 1 20	36
		Victoria .. .. .	6 18 0 8	0 5 2 14	7 3 2 22	302
		New Zealand .. .. .	143 13 3 1	.....	143 13 3 1	4,290
		South Sea Islands .. .. .	0 11 0 0	.....	0 11 0 0	20
		Mauritius .. .. .	4,445 17 3 7	372 19 0 9	4,818 16 3 16	162,594
		Manila .. .. .	3,728 19 2 12	1,074 0 3 4	4,803 0 1 16	113,470
		New Caledonia .. .. .	0 17 2 0	.....	0 17 2 0	30
		Java .. .. .	1,264 15 3 10	1,283 3 3 4	2,547 19 2 14	63,383
		Howe's Island .. .. .	0 1 0 0	.....	0 1 0 0	5
		Tasmania .. .. .	20 4 1 22	.....	20 4 1 22	700
		Queensland .. .. .	6 11 2 8	.....	6 11 2 8	232
		Calcutta .. .. .	.....	326 9 0 10	326 9 0 10	9,904
		Bourbon .. .. .	.....	1,977 14 0 25	1,977 14 0 25	53,310
Fisheries .. .. .	.....	0 5 2 5	0 5 2 5	5		
Hong Kong .. .. .	.....	0 14 2 0	0 14 2 0	24		
		9,619 10 0 4	5,035 12 2 15	14,655 2 2 19	408,305 b	

<sup>a</sup> Duty:—Amount received, £25 4s. 10d.; rate, 7s. per gallon.

<sup>b</sup> Duty:—Amount received, £2,127 14s. 10d.; rate, 5s. per cwt.

## STATISTICS OF

IMPORTS—continued.

ARTICLES.	COUNTRIES WHENCE IMPORTED.	QUANTITIES IMPORTED.			TOTAL VALUE. £	
		In British Vessels.	In Foreign Vessels.	Total.		
		tons. cwt. qrs. lbs.	tons. cwt. qrs. lbs.	tons. cwt. qrs. lbs.		
Sugar— contd. ..	Refined ..	Great Britain .. .. .	128 15 3 10	.....	128 15 3 10	5,765
		Victoria .. .. .	42 12 2 7	.....	42 12 2 7	1,868
		New Zealand .. .. .	3 8 0 13	.....	3 8 0 13	162
		Queensland .. .. .	0 12 8	.....	0 1 2 8	11
		South Sea Islands .. .. .	0 6 1 11	.....	0 6 1 11	20
		Calcutta .. .. .	.....	55 3 3 11	55 3 3 11	2,530
		175 4 1 21	55 3 3 11	230 8 1 4	10,356 <sup>a</sup>	
Specific (Scab) .. ..	Victoria .. .. .	142	.....	142 pkgs.	428	
Sundries .. .. .	Great Britain .. .. .	913	.....	913 pkgs.	8,368	
	Victoria .. .. .	341	.....	341 "	1,095	
	South Australia .. .. .	5	.....	5 "	41	
	Tasmania .. .. .	70	.....	70 "	75	
	Queensland .. .. .	60	.....	60 "	184	
	New Zealand .. .. .	119	.....	119 "	2,450	
	South Sea Islands .. .. .	253	.....	253 "	271	
	Fisheries .. .. .	.....	182	182 "	1,026	
	United States .. .. .	177	.....	177 "	481	
	Point de Galle .. .. .	54	.....	54 "	1,371	
France .. .. .	.....	11	11 "	86		
Calcutta .. .. .	.....	2	2 "	12		
		1,997	195	2,192 pkgs.	15,460	
Tallow .. .. .	Victoria .. .. .	2	.....	2 cwt.	3	
	Queensland .. .. .	13,552	.....	13,552 "	23,045	
	New Zealand .. .. .	291	.....	291 "	519	
		13,845	.....	13,845 cwt.	23,567	
Tarpawlings .. .. .	Great Britain .. .. .	78	.....	78 bales	3,382	
	Victoria .. .. .	11	.....	11 "	98	
	Queensland .. .. .	2	.....	2 "	23	
		91	.....	91 bales.	3,503	
Telegraph Materials ..	Great Britain .. .. .	3	.....	3 pkgs.	40	
	Victoria .. .. .	47	.....	47 "	466	
		50	.....	50 pkgs.	506	
Tea .. .. .	Great Britain .. .. .	737	.....	737 lbs.	70	
	Victoria .. .. .	1,204,166	.....	1,204,166 "	112,889	
	New Zealand .. .. .	116	.....	116 "	13	
	South Sea Islands .. .. .	66	.....	66 "	6	
	China .. .. .	1,987,326	30	1,987,356 "	152,806	
	Hong Kong .. .. .	8,156	1,975	10,131 "	684	
	Queensland .. .. .	4,338	.....	4,338 "	359	
	South Australia .. .. .	35,112	.....	35,112 "	3,000	
	Tasmania .. .. .	2,380	.....	2,380 "	320	
	Fisheries .. .. .	.....	139	139 "	30	
	Java .. .. .	88	.....	88 "	12	
Point de Galle .. .. .	1,235	.....	1,235 "	131		
Howes Island .. .. .	20	.....	20 "	1		
		3,243,740	2,144	3,245,884 lbs.	270,321 <sup>b</sup>	
Deals .. .. .	Great Britain .. .. .	32,864	.....	32,864 No.	11,980	
	Germany .. .. .	.....	538	538 "	150	
	Spain .. .. .	.....	38	38 "	10	
		32,864	576	33,440 No.	12,140	
Battens .. .. .	Tasmania .. .. .	82,061	.....	82,061 feet.	803	
Spars .. .. .	Queensland .. .. .	17	.....	17 No.	58	
	New Zealand .. .. .	29	.....	29 "	125	
	United States .. .. .	32	.....	32 "	135	
		78	.....	78 No.	318	
Shingles .. .. .	Tasmania .. .. .	2,747,902	.....	2,747,902 No.	3,347	
	Western Australia .. .. .	11,000	.....	11,000 "	15	
	United States .. .. .	.....	334	334 bdles.	50	
		2,758,902	334	2,759,236 No., &c.	3,412	
Laths .. .. .	United States .. .. .	40,535	714	41,249 No.	221	
Timber ..	Palings ..	Tasmania .. .. .	620,233	.....	620,233 No.	4,528
		Queensland .. .. .	3,000	.....	3,000 "	7
			623,233	.....	623,233 No.	4,535

<sup>a</sup> Duty:—Amount received, £1,024 12s. 9d.; rate, 6s. 8d. per cwt.<sup>b</sup> Duty:—Amount received, £16,102 5s. 3d.; rate, 3d. per lb.

NEW SOUTH WALES—1864.

IMPORTS—continued.

ARTICLES.	COUNTRIES WHENCE IMPORTED.	QUANTITIES IMPORTED.			TOTAL VALUE.		
		In British Vessels.	In Foreign Vessels.	Total.			
Timber— <i>contd.</i>	Pine .. ..	Queensland .. ..	305,324	.....	305,324 feet	£ 3,370	
	Sandal-wood ..	South Sea Islands .. ..	29	.....	29 tons	900	
		New Caledonia .. ..	2	.....	2 "	30	
	All other ..			31	.....	31 tons	930
		Great Britain .. ..	141,260	.....	141,260 feet	840	
		Victoria .. ..	401,080	.....	401,080 "	3,930	
		South Australia .. ..	9,300	.....	9,300 "	80	
		Tasmania .. ..	941,178	.....	941,178 "	6,360	
		Queensland .. ..	587,111	.....	587,111 "	4,302	
		New Zealand .. ..	1,203,609	.....	1,203,609 "	10,905	
South Sea Islands .. ..		40	.....	40 "	2		
United States .. ..	2,127,475	729,734	2,857,209	35,846			
Sweden .. ..	133,000	.....	133,000 "	3,000			
			5,544,053	729,734	6,273,787 feet	65,265	
" .. ..	Point de Galle .. ..		13	.....	13 logs	50	
Tin .. ..	Great Britain .. ..	1,102	.....	1,102 boxes	2,430		
	Victoria .. ..	598	.....	598 "	1,109		
	Queensland .. ..	101	.....	101 "	306		
			1,801	.....	1,801 boxes	3,845	
Tinware .. ..	Great Britain .. ..	1,064	.....	1,064 casks	4,223		
	Victoria .. ..	986	.....	986 "	1,930		
	France .. ..	.....	2	2 "	35		
			2,050	2	2,052 casks	6,188	
Manufactured	Great Britain .. ..	591,305	.....	591,305 lbs.	75,115		
	Victoria .. ..	566,624	.....	566,624 "	68,419		
	New Zealand .. ..	50,204	.....	50,204 "	7,576		
	Tasmania .. ..	4,530	.....	4,530 "	1,053		
	United States .. ..	419,068	27,968	447,036	45,511		
	South Sea Islands .. ..	852	.....	852 "	96		
	Hong Kong .. ..	951	900	1,851	700		
	New Caledonia .. ..	716	224	940	90		
	South Australia .. ..	1,802	.....	1,802 "	150		
	Colombo .. ..	56	.....	56 "	6		
	Howe's Island .. ..	4	.....	4 "	1		
	Queensland .. ..	2,455	.....	2,455 "	331		
	Point de Galle .. ..	9	.....	9 "	5		
	Calcutta .. ..	.....	48	48 "	8		
	Bourbon .. ..	.....	7	7 "	1		
	France .. ..	.....	665	665 "	160		
	Fisheries .. ..	.....	731	731 "	97		
			1,638,576	30,543	1,669,119 lbs.	199,319 <sup>a</sup>	
Tobacco	Unmanufactured ..	Great Britain .. ..	330,461	.....	330,461 lbs.	2,609	
		Victoria .. ..	51,169	.....	51,169 "	3,375	
		United States .. ..	3,767	6,223	9,990	460	
		Calingapatam (India) ..	351	.....	351 "	42	
		Calcutta .. ..	.....	8,585	8,585 "	120	
			385,748	14,808	400,556 lbs.	6,606 <sup>b</sup>	
Cigars .. ..	Great Britain .. ..	9,722	.....	9,722 lbs.	2,673		
	Victoria .. ..	35,506	94	35,600	12,903		
	Manila .. ..	10,543	4,429	14,972	9,120		
	New Zealand .. ..	442	.....	442 "	140		
	Mauritius .. ..	11	.....	11 "	3		
	South Australia .. ..	380	.....	380 "	134		
	Point de Galle .. ..	18	.....	18 "	19		
	Queensland .. ..	251	.....	251 "	50		
	China .. ..	208	.....	208 "	102		
	Java .. ..	7	1,022	1,029	64		
	Calingapatam (India) ..	960	.....	960 "	360		
	France .. ..	.....	68	68 "	20		
	Calcutta .. ..	.....	15	15 "	14		
Hamburgh .. ..	.....	537	537 "	101			
Bourbon .. ..	.....	240	240 "	50			
Holland .. ..	.....	13	13 "	4			
			53,048	6,418	64,466 lbs.	25,757 <sup>c</sup>	
Snuff .. ..	Queensland .. ..	144	.....	144 lbs.	10		
Tortoise-shell .. ..	South Sea Islands .. ..	4,029	.....	4,029 lbs.	2,187		
	New Caledonia .. ..	160	.....	160 "	30		
	Mauritius .. ..	40	.....	40 "	10		
			4,229	.....	4,229 lbs.	2,227	

<sup>a</sup> Duty:—Amount received, £970 18s. 9d.; rate, 2s. per lb.

<sup>b</sup> Duty:—Amount received, £114 15s.; rate, 1s. per lb.

<sup>c</sup> Duty:—Amount received, £547 7s. 7d.; rate, 3s. per lb.

STATISTICS OF  
IMPORTS—continued.

ARTICLES.	COUNTRIES WHENCE IMPORTED.	QUANTITIES IMPORTED.			TOTAL VALUE.
		In British Vessels.	In Foreign Vessels.	Total.	
Toys and Fancy Goods ..	Great Britain .. .. .	2,645	.....	2,645 cases	£ 43,998
	Victoria .. .. .	154	.....	154 "	3,948
	Queensland .. .. .	27	.....	27 "	341
	New Zealand .. .. .	4	.....	4 "	215
	United States .. .. .	22	.....	22 "	29
	Point de Galle .. .. .	40	.....	40 "	1,525
	Holland .. .. .	.....	1	1 "	12
	Germany .. .. .	.....	23	23 "	349
	Java .. .. .	5	.....	5 "	10
	China .. .. .	75	.....	75 "	54
	Hong Kong .. .. .	.....	5	5 "	100
		2,972	29	3,001 cases	50,581
Turnery and Woodware ..	Great Britain .. .. .	1,325	.....	1,325 pkgs.	3,433
	Victoria .. .. .	2,539	.....	2,539 "	1,489
	Queensland .. .. .	201	.....	201 "	91
	South Australia .. .. .	1	.....	1 "	3
	Tasmania .. .. .	247	.....	247 "	275
	New Zealand .. .. .	1,113	.....	1,113 "	360
	New Caledonia .. .. .	3	.....	3 "	36
	United States .. .. .	10,076	634	10,710 "	14,641
	Germany .. .. .	.....	6	6 "	110
		15,505	640	16,145 pkgs.	20,438
Turpentine and Varnish ..	Great Britain .. .. .	13,099	.....	13,099 galls.	6,242
	Victoria .. .. .	1,833	.....	1,833 "	1,067
	United States .. .. .	160	120	280 "	115
	Calcutta .. .. .	.....	660	660 "	175
		15,092	780	15,872 galls.	7,599
Twine and Thread .. ..	Great Britain .. .. .	127	.....	127 bales	2,645
	Victoria .. .. .	14	.....	14 "	193
		141	.....	141 bales	2,838
Thorley's Food .. ..	Great Britain .. .. .	175	.....	175 pkgs.	255
	New Zealand .. .. .	20	.....	20 "	40
			195	.....	195 pkgs.
Umbrellas and Parasols ..	Great Britain .. .. .	45	.....	45 pkgs.	2,497
	Victoria .. .. .	2	.....	2 "	44
	Germany .. .. .	.....	2	2 "	55
		47	2	49 pkgs.	2,596
Vermicelli, Maccaroni, and Tapioca .. .. .	Great Britain .. .. .	128	.....	128 pkgs.	469
	Victoria .. .. .	214	.....	214 "	300
	France .. .. .	.....	17	17 "	89
		342	17	359 pkgs.	858
Vegetables (Fresh) ..	Tasmania .. .. .	202	.....	202 pkgs.	125
	New Zealand .. .. .	1	.....	1 ton	2
		203	.....	203 pkgs &c.	127
Vinegar .. .. .	Great Britain .. .. .	61,317	.....	61,317 galls.	5,761
	Victoria .. .. .	156	.....	156 "	13
	France .. .. .	.....	640	640 "	83
			61,473	640	62,113 galls.
Watches and Clocks ..	Great Britain .. .. .	188	.....	188 cases	5,121
	Victoria .. .. .	264	.....	264 "	2,193
	South Australia .. .. .	1	.....	1 "	30
	Queensland .. .. .	4	.....	4 "	41
	New Zealand .. .. .	1	.....	1 "	15
	South Sea Islands .. .. .	2	.....	2 "	9
	United States .. .. .	1,390	174	1,564 "	5,451
	Point de Galle .. .. .	83	.....	83 "	11,632
	France .. .. .	.....	10	10 "	200
		1,933	184	2,117 cases	24,692
Whalcbone .. .. .	New Zealand .. .. .	27	.....	27 cwt.	168
	South Sea Islands .. .. .	62	.....	62 "	600
	Fisheries .. .. .	.....	120	120 "	2,750
		89	120	209 cwt.	3,518

NEW SOUTH WALES—1864.

IMPORTS—continued.

ARTICLES.	COUNTRIES WHENCE IMPORTED.	QUANTITIES IMPORTED.			TOTAL VALUE.
		In British Vessels.	In Foreign Vessels.	Total.	
					£
Whiting and Chalk ..	Great Britain .. .. .	1,910½	.....	1,910½ casks	1,222
	Victoria .. .. .	1	.....	1 "	5
	Queensland .. .. .	1	.....	1 "	2
		1,912½	.....	1,912½ casks	1,229
Wire .. .. .	Great Britain .. .. .	2,002	.....	2,002 bundles	5,106
	Victoria .. .. .	459	.....	459 "	1,061
	Queensland .. .. .	213	.....	213 "	302
	New Zealand .. .. .	1	.....	1 "	1
		2,675	.....	2,675 bundles	6,470
Wine .. .. .	Great Britain .. .. .	225,428	200	225,628 galls.	97,478
	Victoria .. .. .	12,676	.....	12,676 "	5,868
	New Zealand .. .. .	1,473	12	1,485 "	536
	Queensland .. .. .	900	21	921 "	731
	South Australia .. .. .	400	.....	400 "	203
	Spain .. .. .	24,021	44,290	68,311 "	26,226
	Western Australia .. .. .	72	.....	72 "	40
	New Caledonia .. .. .	295	.....	295 "	128
	Howe's Island .. .. .	167	.....	167 "	16
	Tasmania .. .. .	20	.....	20 "	8
	Calcutta .. .. .	10	.....	10 "	9
	Point de Galle .. .. .	24	.....	24 "	4
	Mauritius .. .. .	3,290	.....	3,290 "	546
	Bourbon .. .. .	.....	639	639 "	100
	Hamburgh .. .. .	.....	584	584 "	445
France .. .. .	.....	11,397	11,397 "	5,120	
Holland .. .. .	.....	103	103 "	52	
		268,776	57,246	326,022 galls.	137,010 a
Wool.. .. .	Victoria .. .. .	125,290	.....	125,290 lbs.	10,461
	South Australia .. .. .	3,264	.....	3,264 "	325
	Queensland .. .. .	8,853,398	.....	8,853,398 "	788,838
	Western Australia .. .. .	21,500	.....	21,500 "	1,200
	New Zealand .. .. .	434,879	.....	434,879 "	34,510
	South Sea Islands .. .. .	6,900	.....	6,900 "	390
	New Caledonia .. .. .	2,500	.....	2,500 "	225
		9,447,731	.....	9,447,731 lbs.	835,949
Woollens .. .. .	Great Britain .. .. .	593	.....	593 bales	51,882
	Victoria .. .. .	54	.....	54 "	3,877
	Queensland .. .. .	4	.....	4 "	120
	New Zealand .. .. .	25	.....	25 "	441
	Point de Galle .. .. .	2	.....	2 "	23
	France .. .. .	.....	1	1 "	10
Germany .. .. .	.....	2	2 "	130	
		678	3	681 bales	56,483
Woolpacks and Bagging ..	Great Britain .. .. .	1,160	.....	1,160 bales	22,929
	Victoria .. .. .	50	.....	50 "	980
	Queensland .. .. .	65	.....	65 "	835
	New Zealand .. .. .	4	.....	4 "	565
		1,279	.....	1,279 bales	25,309
Yachts .. .. .	Great Britain .. .. .	1	.....	1 No.	1,200
Yams .. .. .	South Sea Islands .. .. .	1,000	.....	1,000 No.	6
Yellow Metal .. .. .	Great Britain .. .. .	438	.....	438 cases	5,309
„ Nails .. .. .	Great Britain .. .. .	14	.....	14 kegs	244
Zinc .. .. .	Great Britain .. .. .	49	.....	49 cases	562
	Victoria .. .. .	31	.....	31 "	290
	Germany .. .. .	.....	20	20 "	140
		80	20	100 cases	992
TOTAL VALUE OF IMPORTS .. .. .		.....	.....	.....	£ 9,836,042

a Duty :—Amount received, £2,641 7s. 10d. ; rate, 2s. per gallon.

Duty paid at Landing on Goods Imported during the year 1864 .. .. .	£ 55,034 18 10
Ditto .. .. . on Warehoused Goods Imported during the year 1864 and previous years .. .. .	503,410 14 8
TOTAL .. .. .	£533,445 13 6

## STATISTICS OF

## EXPORTS.

No. 42.—GENERAL EXPORTS from the Colony of NEW SOUTH WALES, in the Year 1864.

ARTICLES.	COUNTRIES TO WHICH EXPORTED.	QUANTITIES.				VALUE IN STERLING.			
		Produce and Manufactures of the Colony.			British, Foreign, and other Colonial Produce and Manufactures.	Total.	Produce and Manufactures of the Colony.	British, Foreign, and other Colonial Produce and Manufactures.	Total.
		In British Vessels.	In Foreign Vessels.	Total.					
Acids .. .. .	Queensland .. .. .	....	....	....	146	146 pkgs.	....	611	611
	New Zealand .. .. .	....	....	....	68	68 "	....	331	331
	South Australia .. .. .	2	....	2	1	3 "	20	10	30
	New Caledonia .. .. .	....	....	....	2	2 "	....	4	4
		2	....	2	217	219 pkgs.	20	956	976
Aerated Waters .. .. .	Queensland .. .. .	62	....	62	72	134 pkgs.	75	108	183
	New Zealand .. .. .	2	....	2	....	2 "	32	....	32
	Victoria .. .. .	....	....	....	1	1 "	....	10	10
		64	....	64	73	137 pkgs.	107	118	225
Agricultural Imple- ments .. .. .	Queensland .. .. .	....	....	....	34	34 pkgs.	....	190	190
	New Zealand .. .. .	2	....	2	4	6 "	25	20	45
	Victoria .. .. .	....	....	....	7	7 "	....	9	9
	New Caledonia .. .. .	1	....	1	1	2 "	2	8	10
		3	....	3	46	49 pkgs.	27	227	254
Alkali and Soda .. .. .	Queensland .. .. .	....	....	....	283	283 pkgs.	....	617	617
	New Zealand .. .. .	....	....	....	98	98 "	....	267	267
	South Australia .. .. .	....	....	....	9	9 "	....	26	26
	New Caledonia .. .. .	....	....	....	2	2 "	....	4	4
		....	....	....	392	392 pkgs.	....	914	914
Anchors and Chains (Cables) .. .. .	Queensland .. .. .	....	....	....	196	196 cwt.	....	361	361
	New Zealand .. .. .	....	....	....	110	110 "	....	151	151
	Victoria .. .. .	....	....	....	5	5 "	....	6	6
	South Sea Islands .. .. .	....	....	....	125	125 "	....	128	128
	New Caledonia .. .. .	....	....	....	20	20 "	....	26	26
		....	....	....	456	456 cwt.	....	672	672
Apparel and Slops .. .. .	Great Britain .. .. .	4	....	4	42	46 pkgs.	148	597	745
	Victoria .. .. .	....	....	....	211	211 "	....	4,738	4,738
	Queensland .. .. .	15	....	15	212	227 "	254	6,428	6,682
	New Zealand .. .. .	....	....	....	52	52 "	....	1,515	1,515
	Tasmania .. .. .	....	....	....	1	1 "	....	10	10
	South Australia .. .. .	....	....	....	4	4 "	....	41	41
	South Sea Islands .. .. .	....	....	....	28	28 "	....	302	302
	New Caledonia .. .. .	....	....	....	2	2 "	....	61	61
	Poïnt de Galle .. .. .	....	....	....	4	4 "	....	80	80
			19	....	19	556	575 pkgs.	402	13,772
Guns .. .. .	Great Britain .. .. .	....	....	....	1	1 pkg.	....	15	15
	Queensland .. .. .	....	....	....	114	114 pkgs.	....	2,615	2,615
	New Zealand .. .. .	....	....	....	30	30 "	....	589	589
	South Sea Islands .. .. .	....	....	....	109	109 "	....	1,148	1,148
		....	....	....	254	254 pkgs.	....	4,367	4,367
Swords .. .. .	Queensland .. .. .	....	....	....	1	1 pkg.	....	5	5
	New Zealand .. .. .	....	....	....	6	6 pkgs.	....	74	74
			....	....	....	7	7 pkgs.	....	79
Gun- powder .. .. .	Victoria .. .. .	....	....	....	30,400	30,400 lbs.	....	1,320	1,320
	Queensland .. .. .	....	....	....	26,272	26,272 "	....	1,379	1,379
	New Zealand .. .. .	....	....	....	13	13 "	....	2	2
	South Sea Islands .. .. .	....	....	....	5,761	5,761 "	....	307	307
	New Caledonia .. .. .	....	....	....	292	292 "	....	25	25
		....	....	....	62,738	62,738 lbs.	....	3,033	3,033
Arms and Ammunition .. .. .	Queensland .. .. .	....	....	....	188	188 cwt.	....	495	495
	New Zealand .. .. .	....	....	....	80	80 "	....	139	139
	South Sea Islands .. .. .	....	....	....	46	46 "	....	80	80
	New Caledonia .. .. .	....	....	....	6	6 "	....	14	14
		....	....	....	320	320 cwt.	....	728	728
Caps, Percusn .. .. .	Queensland .. .. .	....	....	....	12	12 pkgs.	....	32	32
	New Zealand .. .. .	....	....	....	2	2 "	....	7	7
	South Sea Islands .. .. .	....	....	....	12	12 "	....	46	46
			....	....	....	26	26 pkgs.	....	85

NEW SOUTH WALES—1864.

EXPORTS—continued.

ARTICLES.	COUNTRIES TO WHICH EXPORTED.	QUANTITIES.					VALUE IN STERLING.			
		Produce and Manufactures of the Colony.			British, Foreign, and other Colonial Produce and Manufactures.	Total.	Produce and Manufactures of the Colony.	British, Foreign, and other Colonial Produce and Manufactures.	Total.	
		In British Vessels.	In Foreign Vessels.	Total.						
Arms and Ammunition—continued.	Cartridges	Great Britain	...	...	...	8	8 pkgs.	£	£ 50	£ 50
		Queensland	...	...	...	27	27 "	...	166	166
		New Zealand	...	...	...	3	3 "	...	53	53
		...	...	...	...	38	38 pkgs.	...	269	269
		Cannons	Queensland	...	...	...	2	2 No.	...	7
Arrowroot and Sago		Great Britain	...	...	...	4,032	4,032 lbs.	...	50	50
		Victoria	...	...	...	1,642	1,642 "	...	35	35
		Queensland	...	...	...	6,435	6,435 "	...	186	186
		New Zealand	...	...	...	6,490	6,490 "	...	121	121
		...	...	...	...	18,599	18,599 lbs.	...	392	392
Apothecaries' Ware		Great Britain	...	...	...	1	1 pkg.	...	27	27
		Victoria	...	...	...	1	1 "	...	19	19
		Queensland	...	...	...	601	601 pkgs.	...	6,273	6,273
		New Zealand	...	...	...	86	86 "	...	1,079	1,079
		...	...	...	...	689	689 pkgs.	...	7,398	7,398
Bags and Sacks		Victoria	...	...	...	120	120 pkgs.	...	1,419	1,419
		Queensland	...	...	...	115	115 "	...	636	636
		New Zealand	...	...	...	43	43 "	...	711	711
		South Australia	...	...	...	1,014	1,014 "	...	4,955	4,955
		South Sea Islands	...	...	...	2	2 "	...	20	20
		Tasmania	...	...	...	97	97 "	...	435	435
		New Caledonia	...	...	...	15	15 "	...	41	41
		Point de Galle	...	...	...	60	60 "	...	70	70
		...	...	...	...	1,466	1,466 pkgs.	...	8,287	8,287
Bark	Great Britain	...	...	...	350	350 cwt.	...	155	155	
Baskets		Victoria	2	...	2	...	2 pkgs.	3	...	3
		Queensland	108	...	108	15	123 "	145	48	193
		New Zealand	59	...	59	304	363 "	28	265	293
		...	169	...	169	319	488 pkgs.	176	313	489
Beche-le-mer		South Sea Islands	...	...	...	60	60 cwt.	...	120	120
		Shanghai	...	...	...	23	23 "	...	47	47
		Hong Kong	...	...	...	1,974	1,974 "	...	4,394	4,394
		...	...	...	...	2,057	2,057 cwt.	...	4,561	4,561
Bedding		Victoria	1	...	1	...	1 pkg.	2	...	2
		Queensland	16	...	16	19	35 pkgs.	48	203	251
		New Zealand	3	...	3	1	4 "	19	12	31
		New Caledonia	1	...	1	2	3 "	4	35	39
		...	21	...	21	22	43 pkgs.	73	250	323
Beer	In Bottle	Victoria	...	...	...	380	380 galls.	...	100	100
		Queensland	...	...	...	40,256	40,256 "	...	9,905	9,905
		New Zealand	...	...	...	36,979	36,979 "	...	7,584	7,584
		Western Australia	...	...	...	56	56 "	...	14	14
		New Caledonia	...	...	...	707	707 "	...	172	172
	South Sea Islands	...	...	...	2,534	2,534 "	...	558	558	
	...	...	...	...	80,912	80,912 galls.	...	18,333	18,333	
	In Bulk	Queensland	48,650	...	48,680	118,937	167,617 galls.	4,712	14,364	19,076
		New Zealand	...	...	...	3,898	3,898 "	...	478	478
South Sea Islands		...	...	...	300	300 "	...	39	39	
...	48,650	...	48,680	123,135	171,815 galls.	4,712	14,881	19,593		
Beeswax		Great Britain	1,552	...	1,552	672	2,224 lbs.	102	18	120
		Shanghai	784	...	784	...	784 "	60	...	60
		...	2,336	...	2,336	672	3,008 lbs.	162	18	180
Bellows (Smiths')		Queensland	...	...	...	43	43 No.	...	254	254
		New Zealand	...	...	...	24	24 "	...	155	155
		...	...	...	...	67	67 No.	...	409	409
Biscuits and Bread		Queensland	937	...	937	89	1,026 cwt.	1,502	169	1,671
		New Zealand	1,129	...	1,129	1,004	2,133 "	1,535	806	2,341
		Tasmania	103	...	103	...	103 "	118	...	118
		Western Australia	80	...	80	...	80 "	80	...	80
		South Sea Islands	341	...	341	...	341 "	424	...	424
		New Caledonia	385	...	385	...	385 "	569	...	569
		Shanghai	200	...	200	...	200 "	300	...	300
...	3,175	...	3,175	1,093	4,268 cwt.	4,528	975	5,503		



## STATISTICS OF

EXPORTS—continued.

ARTICLES.	COUNTRIES TO WHICH EXPORTED.	QUANTITIES.					VALUE IN STERLING.		
		Produce and Manufactures of the Colony.			British, Foreign, and other Colonial Produce and Manufactures.	Total.	Produce and Manufactures of the Colony.	British, Foreign, and other Colonial Produce and Manufactures.	Total.
		In British Vessels.	In Foreign Vessels.	Total.					
Blacking .. ..	Queensland .. ..	7	....	7	56	63 pkgs.	£ 14	£ 151	£ 165
	New Zealand .. ..	....	....	....	8	8 "	....	34	34
	Tasmania .. ..	36	....	36	....	36 "	100	....	100
	New Caledonia .. ..	....	....	....	4	4 "	....	13	13
		43	....	43	68	111 pkgs.	114	198	312
Blankets .. ..	Victoria .. ..	....	....	....	24	24 bales	....	706	706
	Queensland .. ..	....	....	....	34	34 "	....	955	955
	New Zealand .. ..	....	....	....	2	2 "	....	46	46
	Tasmania .. ..	....	....	....	2	2 "	....	80	80
	South Australia .. ..	....	....	....	4	4 "	....	48	48
	South Sea Islands .. ..	....	....	....	1	1 "	....	41	41
	United States .. ..	....	....	....	2	2 "	....	70	70
		....	....	....	69	69 bales	....	1,946	1,946
Boats .. ..	Victoria .. ..	2	....	2	....	2 No.	27	....	27
	Queensland .. ..	16	....	16	....	16 "	575	....	575
	New Zealand .. ..	4	....	4	1	5 "	87	100	187
	South Sea Islands .. ..	1	....	1	....	1 "	30	....	30
		23	....	23	1	24 No.	719	100	819
Boats (Gun) .. ..	New Zealand .. ..	1	....	1	....	1 No.	6,000	....	6,000
Bone-dust .. ..	New Zealand .. ..	723½	....	723½	....	723½ tons	3,653	....	3,653
	Tasmania .. ..	9	....	9	....	9 "	50	....	50
	Mauritius .. ..	125	....	125	....	125 "	655	....	655
	Colombo .. ..	196	....	196	....	196 "	980	....	980
		1,053½	....	1,053½	....	1,053½ tons	5,338	....	5,338
Bran .. ..	Victoria .. ..	100	....	100	....	100 bshls.	12	....	12
	Queensland .. ..	35,464	....	35,464	14,823	50,287 "	3,048	1,055	4,103
	New Zealand .. ..	13,554	....	13,554	600	14,154 "	1,165	60	1,225
	New Caledonia .. ..	814	....	814	245	1,059 "	73	24	97
	Mauritius .. ..	....	....	....	2,600	2,600 "	....	160	160
	Shanghai .. ..	....	....	....	800	800 "	....	80	80
	Madras .. ..	1,000	....	1,000	....	1,000 "	60	....	60
		50,932	....	50,932	19,068	70,000 bshls.	4,358	1,379	5,737
Bricks (Bath) .. ..	Queensland .. ..	....	....	....	32	32 pkgs.	....	67	67
	New Zealand .. ..	....	....	....	4	4 "	....	14	14
		....	....	....	36	36 pkgs.	....	81	81
" (Fire) .. ..	Victoria .. ..	....	....	....	7,000	7,000 No.	....	60	60
	Queensland .. ..	....	....	....	2,500	2,500 "	....	22	22
	New Zealand .. ..	20,000	....	20,000	....	20,000 "	60	....	60
	South Australia .. ..	....	....	....	62,044	62,044 "	....	361	361
	South Sea Islands .. ..	....	....	....	250	250 "	....	1	1
	Shanghai .. ..	....	....	....	1,000	1,000 "	....	30	30
		20,000	....	20,000	72,794	92,794 No.	60	474	534
Brushware .. ..	Queensland .. ..	....	....	....	69	69 pkgs.	....	639	639
	New Zealand .. ..	....	....	....	30	30 "	....	282	282
	New Caledonia .. ..	....	....	....	7	7 "	....	10	10
	Tasmania .. ..	....	....	....	6	6 "	....	19	19
	United States .. ..	....	....	....	1	1 "	....	5	5
		....	....	....	113	113 pkgs.	....	955	955
Butter and Cheese .. ..	Great Britain .. ..	....	....	....	100	100 cwt.	....	500	500
	Victoria .. ..	804	....	804	96	900 "	3,610	370	3,980
	Queensland .. ..	4,904	....	4,904	464	5,368 "	17,382	2,234	19,616
	New Zealand .. ..	5,015	....	5,015	178	5,193 "	21,830	907	22,737
	Tasmania .. ..	2	....	2	....	2 "	10	....	10
	Western Australia .. ..	40	....	40	....	40 "	112	....	112
	South Sea Islands .. ..	1	5	6	....	6 "	30	....	30
	New Caledonia .. ..	25	....	25	8	33 "	123	44	167
	Point de Galle .. ..	1	....	1	....	1 "	4	....	4
	Hong Kong .. ..	....	....	....	25	25 "	....	124	124
	Bourbon .. ..	....	11	11	7	18 "	55	35	90
Kodiack .. ..	....	21	21	....	21 "	105	....	105	
		10,792	37	10,829	878	11,707 cwt.	43,261	4,214	47,475
Cabbage-free .. ..	Great Britain .. ..	1	....	1	....	1 pkg.	2	....	2
	Victoria .. ..	52	....	52	....	52 pkgs.	87	....	87
	Queensland .. ..	26	....	26	....	26 "	62	....	62
		79	....	79	....	79 pkgs.	151	....	151

## NEW SOUTH WALES—1864.

73

## EXPORTS—continued.

ARTICLES.	COUNTRIES TO WHICH EXPORTED.	QUANTITIES.				VALUE IN STERLING.			
		Produce and Manufactures of the Colony.			British, Foreign, and other Colonial Produce and Manufactures.	Total.	Produce and Manufactures of the Colony.	British, Foreign, and other Colonial Produce and Manufactures.	Total.
		In British Vessels.	In Foreign Vessels.	Total.					
Candles..	Victoria ..	112	....	112	25	137 lbs.	2	1	3
	Queensland ..	33,354	....	33,354	118,541	151,895 "	755	5,478	6,233
	New Zealand ..	97,529	....	97,529	95,707	193,236 "	2,021	4,975	6,996
	Tasmania ..	....	....	....	2,000	2,000 "	....	100	100
	Western Australia ..	....	....	....	625	625 "	....	25	25
	New Caledonia ..	....	....	....	1,655	1,655 "	....	72	72
	South Sea Islands ..	....	....	....	2,550	2,550 "	....	153	153
		130,995	....	130,995	221,103	352,098 lbs.	2,778	10,804	13,582
Canvas..	Victoria ..	....	....	....	59	59 bales	....	270	270
	Queensland ..	....	....	....	34	34 "	....	340	340
	New Zealand ..	....	....	....	92	92 "	....	4,182	4,182
	Tasmania ..	....	....	....	5	5 "	....	196	196
	South Sea Islands ..	....	....	....	5	5 "	....	109	109
	New Caledonia ..	....	....	....	1	1 "	....	39	39
		....	....	....	196	196 bales	....	5,136	5,136
Carpets and Rugs	Great Britain ..	....	....	....	2	2 pkgs.	....	25	25
	Queensland ..	....	....	....	17	17 "	....	248	248
	South Sea Islands ..	....	....	....	2	2 "	....	5	5
			....	....	....	21	21 pkgs.	....	278
Carriages and Gigs	Victoria ..	3	....	3	3	6 No.	200	222	422
	Queensland ..	114	....	114	48	162 "	4,361	2,258	6,619
	New Zealand ..	38	....	38	28	66 "	1,770	760	2,530
	South Sea Islands ..	2	....	2	....	2 "	75	....	75
		157	....	157	79	236 No.	6,406	3,240	9,646
Carriage Materials	Queensland ..	6	....	6	....	6 No.	375	....	375
Carts, Drays, and Wagons	Victoria ..	5	....	5	....	5 No.	78	....	78
	Queensland ..	687	....	687	2	689 "	10,572	70	10,642
	New Zealand ..	905	....	905	....	905 "	13,841	....	13,841
	Western Australia ..	1	....	1	....	1 "	8	....	8
		1,593	....	1,593	2	1,600 No.	24,499	70	24,569
Casks (Empty)	Queensland ..	228	....	228	100	328 No.	151	175	326
	New Zealand ..	20	....	20	....	20 "	30	....	30
	South Australia ..	....	....	....	66	66 "	....	29	29
	South Sea Islands ..	450	....	450	180	630 "	1,065	250	1,315
	Mauritius ..	106	....	106	....	106 "	42	....	42
		804	....	804	346	1,150 No.	1,238	454	1,742
Cement..	Victoria ..	....	....	....	25	25 brls.	....	34	34
	Queensland ..	....	....	....	844	844 "	....	821	821
	New Zealand ..	....	....	....	7	7 "	....	15	15
		....	....	....	876	876 brls.	....	870	870
Chicory	Queensland ..	....	....	....	34,379	34,379 lbs.	....	604	604
	New Zealand ..	....	....	....	21,843	21,843 "	....	435	435
			....	....	....	56,227	56,227 lbs.	....	1,039
Chinese Provisions	Queensland ..	....	....	....	51	51 pkgs.	....	340	340
Chocolate and Cocoa..	Victoria ..	....	....	....	180	180 lbs.	....	11	11
	Queensland ..	....	....	....	1,630	1,630 "	....	97	97
	New Zealand ..	....	....	....	5,898	5,898 "	....	235	235
	New Caledonia ..	....	....	....	497	497 "	....	23	23
		....	....	....	8,205	8,205 lbs.	....	416	416
Cider	Queensland ..	....	....	....	876	876 galls.	....	210	210
	New Zealand ..	....	....	....	135	135 "	....	27	27
			....	....	....	1,011	1,011 galls.	....	237
Clocks and Watches	Great Britain ..	....	....	....	1	1 pkg.	....	15	15
	Victoria ..	....	....	....	11	11 pkgs.	....	130	130
	Queensland ..	....	....	....	299	299 "	....	2,708	2,708
	New Zealand ..	....	....	....	193	193 "	....	2,676	2,676
	South Sea Islands ..	....	....	....	7	7 "	....	35	35
	New Caledonia ..	....	....	....	2	2 "	....	7	7
	Point de Galle ..	....	....	....	1	1 "	....	25	25
		....	....	....	514	514 pkgs.	....	5,596	5,596

## STATISTICS OF

EXPORTS—continued.

ARTICLES.	COUNTRIES TO WHICH EXPORTED.	QUANTITIES.				VALUE IN STERLING.			
		Produce and Manufactures of the Colony.			British, Foreign, and other Colonial Produce and Manufactures.	Total.	Produce and Manufactures of the Colony.	British, Foreign, and other Colonial Produce and Manufactures.	Total.
		In British Vessels.	In Foreign Vessels.	Total.					
						£	£	£	
Coals .. .. .	Victoria .. .. .	125,772	7,712	133,484	....	133,484 tons	69,192	....	69,192
	Queensland .. .. .	3,421	....	3,421	....	3,421 "	1,986	....	1,986
	New Zealand .. .. .	70,951	3,693	74,644	....	74,644 "	40,700	....	40,700
	Tasmania .. .. .	10,566	....	10,566	....	10,566 "	4,578	....	4,578
	South Australia .. .. .	56,406	4,344	60,750	....	60,750 "	29,183	....	29,183
	South Sea Islands .. .. .	1,264	728	1,992	....	1,992 "	1,715	....	1,715
	New Caledonia .. .. .	2,093	....	2,093	....	2,093 "	1,313	....	1,313
	Western Australia .. .. .	674	....	674	....	674 "	560	....	560
	Point de Galle .. .. .	....	114	114	....	114 "	75	....	75
	Mauritius .. .. .	1,390	....	1,390	....	1,390 "	1,105	....	1,105
	Hong Kong .. .. .	8,729	1,641	10,370	....	10,370 "	9,543	....	9,543
	Calcutta .. .. .	3,980	230	4,210	....	4,210 "	3,677	....	3,677
	United States .. .. .	6,270	11,349	17,619	....	17,619 "	11,828	....	11,828
	Shanghai .. .. .	31,879	3,973	35,852	....	35,852 "	26,142	....	26,142
	Java .. .. .	957	1,738	2,695	....	2,695 "	1,680	....	1,680
	Manila .. .. .	1,270	....	1,270	....	1,270 "	595	....	595
	Bourbon .. .. .	250	367	617	....	617 "	550	....	550
	Callao .. .. .	2,634	340	2,974	....	2,974 "	1,777	....	1,777
	Petropaulowski .. .. .	2,562	630	3,192	....	3,192 "	2,911	....	2,911
	Chili .. .. .	....	609	609	....	609 "	460	....	460
	Guam .. .. .	840	500	1,340	....	1,340 "	545	....	545
	Singapore .. .. .	....	234	234	....	234 "	110	....	110
Foo Chow Foo .. .. .	499	....	499	....	499 "	500	....	500	
Colombo .. .. .	74	....	74	....	74 "	55	....	55	
Macassar .. .. .	400	....	400	....	400 "	400	....	400	
Madras .. .. .	480	....	480	....	480 "	480	....	480	
Moulmein .. .. .	528	....	528	....	528 "	528	....	528	
Kodiack .. .. .	....	375	375	....	375 "	300	....	300	
		333,889	38,577	372,466	....	372,466 tons	212,488	....	212,488
Cocoa-nuts .. .. .	Victoria .. .. .	....	....	....	4,000	4,000 No.	....	5	5
Coffee .. .. .	Victoria .. .. .	....	....	....	169,951	169,951 lbs.	....	7,198	7,198
	Queensland .. .. .	....	....	....	127,460	127,460 "	....	4,805	4,805
	New Zealand .. .. .	....	....	....	90,859	90,859 "	....	4,377	4,377
	Tasmania .. .. .	....	....	....	11,252	11,252 "	....	370	370
	South Sea Islands .. .. .	....	....	....	7,893	7,893 "	....	378	378
	New Caledonia .. .. .	....	....	....	21,810	21,810 "	....	855	855
	United States .. .. .	....	....	....	44	44 "	....	2	2
Petropaulowski .. .. .	....	....	....	350	350 "	....	8	8	
		....	....	....	429,619	429,619 lbs.	....	17,993	17,993
Silver .. .. .	Queensland .. .. .	....	....	....	8	8 pkgs.	....	2,720	2,720
	New Zealand .. .. .	....	....	....	14	14 "	....	3,060	3,060
	South Sea Islands .. .. .	....	....	....	1	1 "	....	20,000	20,000
		....	....	....	23	23 pkgs.	....	25,780	25,780
Coins .. .. .	Victoria .. .. .	134	....	134	....	134 pkgs.	665,000	....	665,000
	Queensland .. .. .	15	....	15	....	15 "	65,200	....	65,200
	New Zealand .. .. .	71	....	71	....	71 "	323,787	....	323,787
	Point de Galle .. .. .	327	....	327	....	327 "	1,570,229	....	1,570,229
	Mauritius .. .. .	5	....	5	....	5 "	22,500	....	22,500
	South Sea Islands .. .. .	1	....	1	....	1 "	800	....	800
		553	....	553	....	553 pkgs.	2,647,516	....	2,647,516
Copper .. .. .	New Zealand .. .. .	....	....	....	2	2 pkgs.	....	25	25
Bank Notes .. .. .	Victoria .. .. .	1	....	1	....	1 box	1,661	....	1,661
Coke .. .. .	Victoria .. .. .	25	....	25	....	25 tons	40	....	40
	Queensland .. .. .	45	....	45	....	45 "	78	....	78
	New Zealand .. .. .	55½	....	55½	....	55½ "	152	....	152
	Western Australia .. .. .	10	....	10	....	10 "	25	....	25
		135½	....	135½	....	135½ tons	295	....	295
Confectionery and Preserves .. .. .	Great Britain .. .. .	3	....	3	....	3 pkgs.	20	....	20
	Victoria .. .. .	....	....	....	1	1 "	....	4	4
	Queensland .. .. .	540	....	540	1,082	1,622 "	2,047	3,443	5,490
	New Zealand .. .. .	52	....	52	369	421 "	203	1,366	1,569
	New Caledonia .. .. .	56	....	56	20	76 "	302	84	386
	South Sea Islands .. .. .	....	....	....	3	3 "	....	9	9
Hong Kong .. .. .	....	....	....	2	2 "	....	16	16	
		651	....	651	1,477	2,128 pkgs.	2,572	4,922	7,494
Copper (Old) .. .. .	Great Britain .. .. .	....	....	....	46	46 cwt.	....	136	136
	Calcutta .. .. .	....	....	....	129	129 "	....	400	400
	Hong Kong .. .. .	....	....	....	934	934 "	....	2,463	2,463
		....	....	....	1,109	1,109 cwt.	....	2,999	2,999

## NEW SOUTH WALES—1864.

75

## EXPORTS—continued.

ARTICLES.	COUNTRIES TO WHICH EXPORTED.	QUANTITIES.					VALUE IN STERLING.		
		Produce and Manufactures of the Colony.			British, Foreign, and other Colonial Produce and Manufactures.	Total.	Produce and Manufactures of the Colony.	British, Foreign, and other Colonial Produce and Manufactures.	Total.
		In British Vessels.	In Foreign Vessels.	Total.					
Copper Sheets .. ..	Great Britain .. ..	1,084	....	1,084	1,500	2,584 cwt.	£ 5,230	£ 4,730	£ 9,960
	Queensland .. ..	....	....	....	17	17 "	....	90	90
	South Sea Islands ..	....	....	....	137	137 "	....	350	350
		1,084	....	1,084	1,654	2,738 cwt.	5,230	5,170	10,400
Copper Ore .. ..	Great Britain .. ..	....	....	....	3,140	3,140 cwt.	....	4,690	4,690
Chrome Ore .. ..	Great Britain .. ..	....	....	....	700	700 cwt.	....	185	185
Silver Ore .. ..	Great Britain .. ..	260	....	260	....	260 cwt.	130	....	130
Cordage and Rope ..	Great Britain .. ..	....	....	....	45	45 pkgs.	....	70	70
	Victoria .. ..	....	....	....	1,425	1,425 "	....	2,402	2,402
	Queensland .. ..	....	....	....	1,307	1,307 "	....	3,735	3,735
	New Zealand .. ..	....	....	....	1,150	1,150 "	....	2,732	2,732
	Tasmania .. ..	....	....	....	127	127 "	....	206	206
	South Australia ..	....	....	....	98	98 "	....	80	80
	New Caledonia ..	....	....	....	86	86 "	....	182	182
	South Sea Islands ..	....	....	....	131	131 "	....	374	374
		....	....	....	4,369	4,369 pkgs.	....	9,781	9,781
Cordials .. ..	Queensland .. ..	53	....	53	54	107 pkgs.	82	63	145
	New Zealand .. ..	3	....	3	....	3 "	12	....	12
		56	....	56	54	110 pkgs.	94	63	157
Corks and Bungs ..	Great Britain .. ..	....	....	....	2	2 pkgs.	....	10	10
	Victoria .. ..	....	....	....	15	15 "	....	200	200
	Queensland .. ..	....	....	....	85	85 "	....	334	334
	New Zealand .. ..	....	....	....	28	28 "	....	245	245
	New Caledonia ..	....	....	....	4	4 "	....	21	21
		....	....	....	134	134 pkgs.	....	1,310	1,310
Cotton .. ..	Great Britain .. ..	11	....	11	394	405 pkgs.	678	2,948	3,626
	Victoria .. ..	....	....	....	52	52 "	....	3,008	3,008
	Queensland .. ..	....	....	....	14	14 "	....	383	383
	New Zealand .. ..	....	....	....	6	6 "	....	50	50
	Tasmania .. ..	....	....	....	2	2 "	....	30	30
		11	....	11	468	479 pkgs.	678	6,419	7,097
Cotton Waste .. ..	Queensland .. ..	....	....	....	4	4 pkgs.	....	152	152
	New Zealand .. ..	....	....	....	14	14 "	....	96	96
		....	....	....	18	18 pkgs.	....	248	248
Curiosities (Objects of)	Great Britain .. ..	8	....	8	4	12 pkgs.	75	25	100
	Queensland .. ..	3	....	3	....	3 "	15	....	15
	South Australia ..	....	....	....	27	27 "	....	40	40
		11	....	11	31	42 pkgs.	90	65	155
Cutlery .. ..	Victoria .. ..	....	....	....	1	1 pkg.	....	40	40
	New Zealand .. ..	....	....	....	5	5 pkgs.	....	158	158
	Queensland .. ..	18	....	18	....	18 "	449	....	449
	South Sea Islands ..	....	....	....	15	15 "	....	276	276
	United States .. ..	....	....	....	1	1 "	....	130	130
	18	....	18	22	40 pkgs.	449	604	1,053	
Drugs and Medicines ..	Great Britain .. ..	....	....	....	1	1 pkg.	....	250	250
	Victoria .. ..	....	....	....	210	210 pkgs.	....	918	918
	Queensland .. ..	21	....	21	1,335	1,356 "	66	14,392	14,458
	New Zealand .. ..	....	....	....	186	186 "	....	1,461	1,461
	Tasmania .. ..	....	....	....	1	1 "	....	13	13
	South Australia ..	....	....	....	15	15 "	....	50	50
	South Sea Islands ..	....	....	....	16	16 "	....	117	117
	New Caledonia ..	....	....	....	11	11 "	....	26	26
	United States .. ..	....	....	....	1	1 "	....	20	20
	Hong Kong .. ..	....	....	....	1	1 "	....	50	50
		21	....	21	1,777	1,798 pkgs.	66	17,297	17,363
Earthenware and China	Victoria .. ..	....	....	....	1	1 pkg.	....	8	8
	Queensland .. ..	3	....	3	666	669 pkgs.	60	7,746	7,806
	New Zealand .. ..	2	....	2	53	55 "	10	926	936
	South Australia ..	....	....	....	1	1 "	....	8	8
	South Sea Islands ..	....	....	....	8	8 "	....	27	27
	New Caledonia ..	....	....	....	32	32 "	....	140	140
	5	....	5	763	768 pkgs.	70	8,863	8,933	

STATISTICS OF

EXPORTS—continued.

ARTICLES.	COUNTRIES TO WHICH EXPORTED.	QUANTITIES.					VALUE IN STERLING.			
		Produce and Manufactures of the Colony.			British, Foreign, and other Colonial Produce and Manufactures.	Total.	Produce and Manufactures of the Colony.	British, Foreign, and other Colonial Produce and Manufactures.	Total.	
		In British Vessels.	In Foreign Vessels.	Total.						
Eggs .. .. .	Victoria .. .. .	2	....	2	....	2 pkgs.	£ 4	....	£ 4	
	Queensland .. .. .	69	....	69	....	69 "	241	....	241	
	New Zealand .. .. .	78	....	78	....	78 "	206	....	206	
		149	....	149	....	149 pkgs.	451	....	451	
Felt .. .. .	Queensland .. .. .	....	....	....	11	11 pkgs.	....	66	66	
	New Zealand .. .. .	....	....	....	2	2 "	....	13	13	
		....	....	....	13	13 pkgs.	....	79	79	
Fireworks .. .. .	New Zealand .. .. .	....	....	....	4	4 pkgs.	....	12	12	
Fish .. .. .	Victoria .. .. .	10,516	....	10,516	50	10,566 pkgs.	8,798	60	8,858	
	Queensland .. .. .	226	....	226	396	622 "	225	1,157	1,382	
	New Zealand .. .. .	10	....	10	383	393 "	20	1,186	1,206	
	South Sea Islands .. .. .	....	....	....	50	50 "	....	100	100	
	New Caledonia .. .. .	....	....	....	16	16 "	....	68	68	
	Hong Kong .. .. .	42	....	42	....	42 "	176	....	176	
		10,794	....	10,794	895	11,689 pkgs.	9,219	2,571	11,790	
Fibre .. .. .	New Zealand .. .. .	....	....	....	2,472	2,472 pkgs.	....	303	303	
	Queensland .. .. .	....	....	....	50	50 "	....	211	211	
	South Australia .. .. .	....	....	....	120	120 "	....	48	48	
	New Caledonia .. .. .	....	....	....	50	50 "	....	15	15	
			....	....	....	2,692	2,692 pkgs.	....	577	577
Flax .. .. .	Queensland .. .. .	....	....	....	14	14 pkgs.	....	10	10	
	New Zealand .. .. .	....	....	....	21	21 "	....	70	70	
	South Australia .. .. .	....	....	....	60	60 "	....	173	173	
		....	....	....	95	95 pkgs.	....	253	253	
Flour .. .. .	Victoria .. .. .	2	....	2	133	135 tons.	45	3,324	3,369	
	Queensland .. .. .	2,206	....	2,206	3,991	6,197 "	49,379	94,239	143,618	
	New Zealand .. .. .	606	....	606	805	1,411 "	13,979	18,299	32,278	
	Tasmania .. .. .	50	....	50	81	131 "	1,109	1,655	2,755	
	South Sea Islands .. .. .	10	....	10	28	38 "	207	630	837	
	New Caledonia .. .. .	3	....	3	145	148 "	62	3,149	3,211	
		2,877	....	2,877	5,183	8,060 tons.	64,772	121,296	186,068	
Fruit .. .	Victoria .. .. .	....	....	....	1,790	1,790 cwt.	....	3,978	3,978	
	Queensland .. .. .	....	....	....	3,119	3,119 "	....	7,281	7,281	
	New Zealand .. .. .	....	....	....	786	786 "	....	2,267	2,267	
	Tasmania .. .. .	....	....	....	36	36 "	....	115	115	
	South Australia .. .. .	....	....	....	32	32 "	....	90	90	
	New Caledonia .. .. .	....	....	....	10	10 "	....	35	35	
	Batavia .. .. .	....	....	....	1	1 "	....	1	1	
			....	....	....	5,774	5,774 cwt.	....	13,767	13,767
	Green .. .. .	Victoria .. .. .	32,904	....	32,904	....	32,904 pkgs.	24,360	....	24,360
		Queensland .. .. .	12,821	....	12,821	....	12,821 "	10,273	....	10,273
	New Zealand .. .. .	3,737	....	3,737	10	3,747 "	3,283	15	3,298	
	Tasmania .. .. .	573	....	573	....	573 "	754	....	754	
	South Australia .. .. .	137	....	137	....	137 "	276	....	276	
		50,172	....	50,172	10	50,182 pkgs.	38,946	15	38,961	
Furniture .. .. .	Victoria .. .. .	6	....	6	103	109 pkgs.	178	687	865	
	Queensland .. .. .	401	....	401	1,541	1,942 "	2,175	10,858	13,033	
	New Zealand .. .. .	132	....	132	520	652 "	1,361	3,494	4,855	
	Tasmania .. .. .	....	....	....	84	84 "	....	275	275	
	South Sea Islands .. .. .	....	....	....	21	21 "	....	170	170	
	New Caledonia .. .. .	....	....	....	11	11 "	....	52	52	
	Shanghai .. .. .	....	....	....	4	4 "	....	120	120	
		539	....	539	2,284	2,823 pkgs.	3,714	15,656	19,370	
Glass Plate .. .. .	Victoria .. .. .	....	....	....	5	5 pkgs.	....	48	48	
	Queensland .. .. .	....	....	....	611	611 "	....	4,644	4,644	
	New Zealand .. .. .	....	....	....	88	88 "	....	922	922	
		....	....	....	704	704 pkgs.	....	5,614	5,614	
Glassware .. .. .	Great Britain .. .. .	....	....	....	1	1 pkg.	....	10	10	
	Victoria .. .. .	....	....	....	287	287 pkgs.	....	908	908	
	Queensland .. .. .	....	....	....	525	525 "	....	2,871	2,871	
	New Zealand .. .. .	....	....	....	204	204 "	....	2,146	2,146	
	South Sea Islands .. .. .	....	....	....	13	13 "	....	24	24	
	New Caledonia .. .. .	....	....	....	75	75 "	....	173	173	
	Point de Galle .. .. .	....	....	....	48	48 "	....	16	16	
Hong Kong .. .. .	....	....	....	93	93 "	....	73	73		
		....	....	....	1,246	1,246 pkgs.	....	6,226	6,226	

NEW SOUTH WALES—1864.

EXPORTS—continued.

ARTICLES.	COUNTRIES TO WHICH EXPORTED.	QUANTITIES.					VALUE IN STERLING.			
		Produce and Manufactures of the Colony.			British, Foreign, and other Colonial Produce and Manufactures.	Total.	Produce and Manufactures of the Colony.	British, Foreign, and other Colonial Produce and Manufactures.	Total.	
		In British Vessels.	In Foreign Vessels.	Total.						
Glass (Looking)	Queensland ..	....	....	....	14	14 pkgs.	£	559	559	
	New Zealand ..	....	....	....	4	4 "	....	95	95	
	..	....	....	....	18	18 pkgs.	....	654	654	
Glue ..	Great Britain ..	....	....	....	23	23 pkgs.	....	69	69	
	New Zealand ..	....	....	....	8	8 "	....	80	80	
	New Caledonia ..	....	....	....	1	1 "	....	5	5	
	..	....	....	....	32	32 pkgs.	....	154	154	
Gold ..	Bars ..	Point de Galle ..	61,114	....	61,114	....	61,114 ozs.	245,865	....	245,865
	Dust ..	New Zealand ..	4½	....	4½	....	4½ ozs.	15	....	15
		Point de Galle ..	2,954½	....	2,954½	....	2,954½ "	11,236	....	11,236
		Hong Kong ..	14,096	....	14,096	....	14,096 "	47,839	....	47,839
	..	..	17,055	....	17,055	....	17,055 ozs.	59,090	....	59,090
Barley ..	Victoria ..	4,024	....	4,024	3,650	7,674 bshls.	824	760	1,584	
	Queensland ..	725	....	725	5	730 "	171	3	174	
	New Zealand ..	1,189	....	1,189	40	1,229 "	248	12	260	
	Tasmania ..	66	....	66	....	66 "	18	....	18	
	New Caledonia ..	338	....	338	33	371 "	85	7	92	
	..	..	6,842	....	6,842	3,728	10,070 bshls.	1,346	782	2,128
Beans and Peas ..	Victoria ..	....	....	....	554	554 bshls.	....	166	166	
	Queensland ..	....	....	....	314	314 "	....	179	179	
	New Zealand ..	....	....	....	507	507 "	....	247	247	
	New Caledonia ..	....	....	....	1,002	1,002 "	....	502	502	
	South Sea Islands ..	....	....	....	14	14 "	....	8	8	
..	..	....	....	....	2,391	2,391 bshls.	....	1,102	1,102	
Maize ..	Victoria ..	315,861	....	315,861	....	315,861 bshls.	67,190	....	67,190	
	Queensland ..	97,944	....	97,944	....	97,944 "	21,593	....	21,593	
	New Zealand ..	105,042	....	105,042	....	105,042 "	22,390	....	22,390	
	South Australia ..	200	....	200	....	200 "	40	....	40	
	Tasmania ..	3,968	....	3,968	....	3,968 "	799	....	799	
	Western Australia ..	200	....	200	....	200 "	50	....	50	
	New Caledonia ..	93	....	93	....	93 "	23	....	23	
..	..	523,308	....	523,308	....	523,308 bshls.	112,085	....	112,085	
Grain ..	Oats ..	Victoria ..	834	....	834	1,300	2,134 bshls.	250	330	630
	Queensland ..	4,730	....	4,730	1,168	5,898 "	1,176	302	1,478	
	New Zealand ..	2,605	....	2,605	790	3,395 "	562	166	728	
	New Caledonia ..	624	....	624	1,023	1,647 "	132	239	371	
	South Sea Islands ..	....	....	....	2,000	2,000 "	....	400	400	
	Shanghai ..	400	....	400	....	400 "	80	....	80	
..	..	9,193	....	9,193	6,281	15,474 bshls.	2,200	1,487	3,687	
Rice ..	Victoria ..	....	....	....	3,139	3,139 cwt.	....	3,080	3,080	
	Queensland ..	....	....	....	7,955	7,955 "	....	8,291	8,291	
	New Zealand ..	....	....	....	3,799	3,799 "	....	3,877	3,877	
	Tasmania ..	....	....	....	252	252 "	....	261	261	
	South Australia ..	....	....	....	312	312 "	....	335	335	
	Western Australia ..	....	....	....	13	13 "	....	15	15	
	South Sea Islands ..	....	....	....	1,196	1,196 "	....	1,221	1,221	
	New Caledonia ..	....	....	....	1,258	1,283 "	....	1,168	1,168	
	Bourbon ..	....	....	....	3,800	3,800 "	....	3,500	3,500	
	..	..	....	....	....	21,754	21,754 cwt.	....	21,748	21,748
Wheat ..	Victoria ..	....	....	....	3,927	3,927 bshls.	....	1,876	1,876	
	Queensland ..	186	....	186	47	233 "	59	19	78	
	New Zealand ..	....	....	....	520	520 "	....	260	260	
	Tasmania ..	8,340	....	8,340	5,662	14,002 "	3,195	2,900	6,095	
..	..	8,526	....	8,526	10,156	18,682 bshls.	3,254	5,055	8,309	
Gram ..	Victoria ..	....	....	....	1,900	1,900 bshls.	....	690	690	
	Queensland ..	....	....	....	180	180 "	....	80	80	
	New Zealand ..	....	....	....	1,740	1,740 "	....	545	545	
..	..	....	....	....	3,820	3,820 bshls.	....	1,315	1,315	
Grindery ..	Victoria ..	....	....	....	6	6 pkgs.	....	90	90	
	Queensland ..	....	....	....	68	68 "	....	709	709	
	New Zealand ..	....	....	....	10	10 "	....	74	74	
	..	..	....	....	....	84	84 pkgs.	....	873	873

## STATISTICS OF

EXPORTS—continued.

ARTICLES.	COUNTRIES TO WHICH EXPORTED.	QUANTITIES.					VALUE IN STERLING.			
		Produce and Manufactures of the Colony.			British, Foreign, and other Colonial Produce and Manufactures.	Total.	Produce and Manufactures of the Colony.	British, Foreign, and other Colonial Produce and Manufactures.	Total.	
		In British Vessels.	In Foreign Vessels.	Total.						
Gum .. .. .	Great Britain Victoria .. .. .	....	....	....	827	827 tons.	£	£	£	
		....	....	....	21	21 "	....	15,691	15,691	
		....	....	....	848	848 tons.	....	630	630	
Haberdashery .. .	Great Britain Victoria .. .. . Queensland .. . New Zealand .. .	....	....	....	2	2 pkgs.	....	150	150	
		....	....	....	6	6 "	....	130	130	
		....	....	....	7	7 "	....	261	261	
		....	....	....	1	1 "	....	28	28	
		....	....	....	16	16 pkgs.	....	569	569	
Hardware and Iron- mongery.	Great Britain Victoria .. .. . Queensland .. . New Zealand .. . South Australia .. . Tasmania .. .. . South Sea Islands .. . New Caledonia .. . United States .. . Hong Kong .. .. . Point de Galle .. .	....	....	....	44	44 pkgs.	....	144	144	
		4	....	4	148	152 "	19	1,160	1,179	
		701	....	701	27,475	28,176 "	1,820	101,856	103,676	
		366	....	366	2,771	3,137 "	499	10,368	10,867	
		....	....	....	146	146 "	....	434	434	
		....	....	....	3	3 "	....	24	24	
		1	....	1	1,163	1,164 "	33	4,741	4,774	
		....	....	....	293	293 "	....	2,001	2,001	
		....	....	....	1	1 "	....	2	2	
		68	....	68	206	274 "	68	275	343	
....	....	....	12	12 "	....	50	50			
....	....	....	1,140	....	1,140	32,262	33,402-pkgs.	2,439	121,055	123,494
Hats, Caps, and Bonnets	Great Britain Victoria .. .. . Queensland .. . New Zealand .. . Tasmania .. .. . South Sea Islands .. . New Caledonia .. . United States .. .	....	....	....	8	8 pkgs.	....	133	133	
		1	....	1	4	5 "	66	132	198	
		6	....	6	148	154 "	97	4,405	4,502	
		....	....	....	4	4 "	....	129	129	
		2	....	2	....	2 "	50	....	50	
		....	....	....	1	1 "	....	12	12	
		....	....	....	1	1 "	....	52	52	
3	....	3	1	4 "	26	27	53			
....	....	....	12	....	12	167	179 pkgs.	239	4,890	5,129
Hay .. .. .	Victoria .. .. . Queensland .. . New Zealand .. . Mauritius .. .. . Shanghai .. .. . Madras .. .. .	19	....	19	....	19 tons.	150	....	150	
		762	....	762	60	822 "	5,338	467	5,805	
		483	292	775	19	794 "	4,929	108	5,037	
		....	....	....	25	25 "	....	250	250	
		2	....	2	....	2 "	12	....	12	
		40	....	40	....	40 "	280	....	280	
....	....	....	1,306	292	1,598	104	1,702 tons.	10,709	825	11,534
Hide Cuttings .. .	Great Britain .. .	264	....	264	....	264 pkgs.	1,750	....	1,750	
Honey .. .. .	Victoria .. .. . Queensland .. .	4,072	....	4,072	....	4,072 lbs.	92	....	92	
		2,111	....	2,111	....	2,111 "	54	....	54	
		6,183	....	6,183	....	6,183 lbs.	146	....	146	
Hoofs and Bones .. .	Great Britain .. . Colombo .. .. .	203	....	203	....	203 tons.	2,077	....	2,077	
		120	....	120	....	120 "	340	....	340	
		323	....	323	....	323 tons.	2,417	....	2,417	
Hops .. .. .	Victoria .. .. . Queensland .. . New Zealand .. . South Australia .. .	....	....	....	82	82 pkgs.	....	1,518	1,518	
		....	....	....	100	100 "	....	867	867	
		....	....	....	258	258 "	....	2,733	2,733	
		....	....	....	41	41 "	....	272	272	
		....	....	....	481	481 pkgs.	....	5,390	5,390	
Horns .. .. .	Great Britain .. .	275,052	....	275,052	....	275,052 No.	2,745	....	2,745	
Horsehair .. .. .	Great Britain .. . Queensland .. . New Zealand .. .	10,060	....	10,060	600	10,660 lbs.	300	32	332	
		200	....	200	....	200 "	5	....	5	
		250	....	250	4,498	4,748 "	12	304	316	
....	....	....	10,510	....	10,510	5,098	15,608 lbs.	317	336	653
Hosiery and Gloves .. .	Great Britain .. .	....	....	....	1	1 pkg.	....	40	40	
Houses (Wooden) .. .	Queensland .. . New Caledonia .. .	....	....	....	1	1 No.	....	200	200	
		....	....	....	1	1 "	....	55	55	
		....	....	....	2	2 No.	....	255	255	

NEW SOUTH WALES—1864.

EXPORTS—continued.

ARTICLES.	COUNTRIES TO WHICH EXPORTED.	QUANTITIES.				VALUE IN STERLING.			
		Produce and Manufactures of the Colony.		Total.	British, Foreign, and other Colonial Produce and Manufactures.	Total.	Produce and Manufactures of the Colony.	British, Foreign, and other Colonial Produce and Manufactures.	Total.
		In British Vessels.	In Foreign Vessels.						
Ice .. .. .	Victoria .. .. .	3	....	3	....	3 pkgs.	£ 8	£ 8	
	Queensland .. .. .	44	....	44	....	44 "	97	97	
		47	....	47	....	47 pkgs.	105	105	
India-rubber Goods ..	Queensland .. .. .	....	....	....	1	1 pkg.	....	2	
	New Zealand .. .. .	....	....	....	13	13 pkgs.	....	180	
		....	....	....	14	14 pkgs.	....	182	
Instruments { Musical .. .. . Scientific .. .. .	Great Britain .. .. .	....	....	....	3	3 pkgs.	....	150	
	Victoria .. .. .	....	....	....	94	94 "	....	3,192	
	Queensland .. .. .	....	....	....	122	122 "	....	4,934	
	New Zealand .. .. .	....	....	....	27	27 "	....	931	
	Tasmania .. .. .	....	....	....	2	2 "	....	65	
	South Sea Islands .. .. .	....	....	....	1	1 "	....	5	
	Madras .. .. .	....	....	....	1	1 "	....	40	
		....	....	....	250	250 pkgs.	....	9,317	
	Great Britain .. .. .	....	....	....	6	6 pkgs.	....	170	
	Victoria .. .. .	....	....	....	21	21 "	....	640	
Queensland .. .. .	....	....	....	55	55 "	....	1,330		
New Zealand .. .. .	....	....	....	39	39 "	....	870		
	....	....	....	121	121 pkgs.	....	3,010		
Iron and Steel..	Great Britain .. .. .	....	....	....	5	5 tons	....	55	
	Victoria .. .. .	....	....	....	29	29 "	....	448	
	Queensland .. .. .	....	....	....	429	429 "	....	6,072	
	New Zealand .. .. .	....	....	....	113	113 "	....	2,523	
	South Australia .. .. .	....	....	....	1	1 "	....	18	
	New Caledonia .. .. .	....	....	....	21	21 "	....	383	
	South Sea Islands .. .. .	....	....	....	9	9 "	....	249	
	United States .. .. .	....	....	....	25	25 "	....	250	
	Hong Kong .. .. .	....	....	....	21	21 "	....	233	
	Point de Galle .. .. .	....	....	....	2	2 "	....	27	
	....	....	....	654½	654½ tons	....	10,258		
Iron (Galvanized)	Victoria .. .. .	....	....	....	81	81 pkgs.	....	500	
	Queensland .. .. .	....	....	....	316	316 "	....	3,309	
	New Zealand .. .. .	....	....	....	400	400 "	....	4,798	
	New Caledonia .. .. .	....	....	....	9	9 "	....	60	
	South Sea Islands .. .. .	....	....	....	5	5 "	....	56	
	....	....	....	811	811 pkgs.	....	8,723		
Ivory Black .. .. .	New Zealand .. .. .	....	....	....	1	1 pkg.	....	3	
Jewellery .. .. .	Great Britain .. .. .	....	....	....	1	1 pkg.	....	800	
	Victoria .. .. .	....	....	....	4	4 pkgs.	....	411	
	Queensland .. .. .	....	....	....	44	44 "	....	6,148	
	New Zealand .. .. .	....	....	....	27	27 "	....	3,210	
	....	....	....	76	76 pkgs.	....	10,569		
Lard .. .. .	Victoria .. .. .	2	....	2	....	2 cwt.	3	3	
	Queensland .. .. .	5	....	5	....	5 "	10	10	
	New Zealand .. .. .	36½	....	36½	63¼	99¾ "	102	201	
		43½	....	43½	63¼	106¾ cwt.	115	201	
Lamps .. .. .	Great Britain .. .. .	....	....	....	5	5 pkgs.	....	130	
	Victoria .. .. .	....	....	....	19	19 "	....	158	
	Queensland .. .. .	....	....	....	165	165 "	....	1,840	
	New Zealand .. .. .	....	....	....	19	19 "	....	283	
	South Sea Islands .. .. .	....	....	....	2	2 "	....	14	
	Hong Kong .. .. .	....	....	....	1	1 "	....	30	
	....	....	....	211	211 pkgs.	....	2,455		
Lead .. .. .	Victoria .. .. .	....	....	....	441	441 cwt.	....	307	
	Queensland .. .. .	....	....	....	1,300	1,300 "	....	1,883	
	New Zealand .. .. .	....	....	....	334	334 "	....	525	
	New Caledonia .. .. .	....	....	....	3	3 "	....	5	
	South Sea Islands .. .. .	....	....	....	7¼	7¼ "	....	12	
	Hong Kong .. .. .	....	....	....	1,119	1,119 "	....	1,053	
	....	....	....	3,204¼	3,204¼ cwt.	....	3,785		



STATISTICS OF

EXPORTS—continued.

ARTICLES.	COUNTRIES TO WHICH EXPORTED.	QUANTITIES.				VALUE IN STERLING.				
		Produce and Manufactures of the Colony.			British, Foreign, and other Colonial Produce and Manufactures.	Total.	Produce and Manufactures of the Colony.	British, Foreign, and other Colonial Produce and Manufactures.	Total.	
		In British Vessels.	In Foreign Vessels.	Total.						
Unmanufactured	Great Britain ..	109	....	109	1	110 pkgs.	£ 892	£ 50	£ 942	
	Victoria ..	3	....	3	1	4 "	70	55	125	
	Queensland ..	565	....	565	181	746 "	7,105	2,547	9,652	
	New Zealand ..	341	....	341	19	360 "	6,154	348	6,502	
	South Australia ..	....	....	....	1	1 "	....	4	4	
	Tasmania ..	2	....	2	1	3 "	26	6	32	
	New Caledonia ..	10	....	10	....	10 "	135	....	135	
	South Sea Islands ..	1	1	2	....	2 "	14	....	14	
	Mauritius ..	....	....	....	13	13 "	....	160	160	
	Hong Kong ..	4	....	4	....	4 "	50	....	50	
Shanghai ..	12	....	12	....	12 "	200	....	200		
		1,047	1	1,048	217	1,265 pkgs.	14,646	3,170	17,816	
Leather	Manufactured in Boots and Shoes	Great Britain ..	....	....	6	6 pkgs.	....	190	180	
		Victoria ..	2	....	2	404	406 "	57	6,540	6,597
		Queensland ..	362	....	362	3,402	3,764 "	8,402	71,028	79,430
		New Zealand ..	10	....	10	827	837 "	260	14,522	14,782
		Tasmania ..	....	....	....	2	2 "	....	20	20
		South Australia ..	....	....	....	5	5 "	....	80	80
		South Sea Islands ..	1	....	1	45	46 "	10	312	322
		New Caledonia ..	....	....	....	26	26 "	....	509	509
		United States ..	....	....	....	1	1 "	....	6	6
				375	....	375	4,718	5,093 pkgs.	8,729	93,197
Manufactured in Saddlery and Harness	Great Britain ..	1	....	1	4	5 pkgs.	30	64	94	
	Victoria ..	12	....	12	8	20 "	202	217	419	
	Queensland ..	429	....	429	673	1,102 "	7,972	13,603	21,580	
	New Zealand ..	141	....	141	255	396 "	3,408	8,111	11,519	
	New Caledonia ..	2	....	2	1	3 "	47	100	147	
	South Sea Islands ..	....	....	....	2	2 "	....	39	39	
	Western Australia ..	1	....	1	....	1 "	7	....	7	
	United States ..	....	....	....	1	1 "	....	9	9	
	Point de Galle ..	....	....	....	2	2 "	....	28	28	
			586	....	586	946	1,532 pkgs.	11,666	22,176	33,842
Lime	Victoria ..	43	....	43	....	43 pkgs.	43	....	43	
	Queensland ..	5	....	5	....	5 "	3	....	3	
	New Zealand ..	20	....	20	....	20 "	20	....	20	
	Shanghai ..	95	....	95	....	95 "	50	....	50	
		163	....	163	....	163 pkgs.	116	....	116	
Lime-juice	Victoria ..	....	....	....	700	700 galls.	....	80	80	
	Queensland ..	272	....	272	2,425	2,697 "	57	427	484	
	New Zealand ..	....	....	....	1,941	1,941 "	....	205	205	
		272	....	272	5,066	5,338 galls.	57	712	769	
Linen and Drapery	Great Britain ..	....	....	....	76	76 pkgs.	....	4,058	4,058	
	Victoria ..	....	....	....	207	207 "	....	3,138	3,138	
	Queensland ..	....	....	....	5,642	5,642 "	....	108,754	108,754	
	New Zealand ..	....	....	....	1,220	1,220 "	....	66,446	66,446	
	South Australia ..	....	....	....	48	48 "	....	1,230	1,230	
	Tasmania ..	....	....	....	3	3 "	....	35	35	
	South Sea Islands ..	....	....	....	569	569 "	....	11,100	11,100	
	New Caledonia ..	....	....	....	162	162 "	....	4,727	4,727	
	Point de Galle ..	....	....	....	4	4 "	....	76	76	
	United States ..	....	....	....	52	52 "	....	1,596	1,596	
Colombo ..	....	....	....	1	1 "	....	40	40		
		....	....	....	7,984	7,984 pkgs.	....	201,200	201,200	
Live Stock	Horses	Victoria ..	11	....	11	1	12 No.	260	100	360
		Queensland ..	1,932	....	1,932	1	1,933 "	31,573	30	31,603
		New Zealand ..	1,716	34	1,750	....	1,750 "	29,160	....	29,160
		Tasmania ..	1	....	1	....	1 "	15	....	15
		South Sea Islands ..	6	6	12	....	12 "	235	....	235
		New Caledonia ..	28	....	28	....	28 "	448	....	448
		Mauritius ..	50	....	50	....	50 "	1,000	....	1,000
		Calcutta ..	19	13	32	....	32 "	660	....	660
		Hong Kong ..	15	....	15	....	15 "	400	....	400
		Shanghai ..	24	....	24	....	24 "	865	....	865
Petropaulowski ..	1	....	1	....	1 "	20	....	20		
Madras ..	80	....	80	....	80 "	1,600	....	1,600		
		3,883	53	3,936	2	3,938 No.	66,236	180	66,366	
Horned Cattle	Queensland ..	5	....	5	2	7 No.	100	100	200	
	New Zealand ..	12,524	4,922	17,446	....	17,446 "	76,340	....	76,340	
	New Caledonia ..	1,046	....	1,046	....	1,046 "	3,199	....	3,199	
	Shanghai ..	1	....	1	....	1 "	9	....	9	
		18,576	4,922	18,498	2	18,500 No.	79,648	100	79,748	

NEW SOUTH WALES—1864.

EXPORTS—continued.

ARTICLES.	COUNTRIES TO WHICH EXPORTED.	QUANTITIES.					VALUE IN STERLING.			
		Produce and Manufactures of the Colony.			British, Foreign, and other Colonial Produce and Manufactures.	Total.	Produce and Manufactures of the Colony.	British, Foreign, and other Colonial Produce and Manufactures.	Total.	
		In British Vessels.	In Foreign Vessels.	Total.						
Live Stock —contd.	Sheep	Queensland .. ..	2,333	990	3,323	13	13 No.	£ 260	£ 260	
		Victoria .. ..	11,662	3,320	14,982	38	3,361 "	2,770	1,300	4,070
		New Zealand .. ..	2,418	..	2,418	..	14,982 "	14,477	..	14,477
		Tasmania .. ..	890	..	890	..	2,418 "	2,017	..	2,017
		New Caledonia ..	5	..	5	..	890 "	642	..	642
	South Sea Islands ..	..	..	..	..	5 "	5	..	5	
			17,308	4,310	21,618	51	21,669 No.	19,911	1,560	21,471
	Pigs	Queensland .. ..	16	..	16	..	16 No.	25	..	25
		New Zealand .. ..	579	..	579	..	579 "	732	..	732
			595	..	595	..	595 No.	757	..	757
	Lion	Shanghai .. ..	..	..	..	1	1 No.	..	100	100
	Dogs	Victoria .. ..	2	..	2	..	2 No.	7	..	7
		Queensland .. ..	48	..	48	..	48 "	109	..	109
			50	..	50	..	50 No.	116	..	116
	Emus	Shanghai .. ..	2	..	2	..	2 No.	8	..	8
Kangaroos	Shanghai .. ..	2	..	2	..	2 No.	5	..	5	
Alpacas	Victoria .. ..	..	..	..	24	24 No.	..	650	650	
	New Zealand .. ..	..	..	..	21	21 "	..	580	580	
		..	..	..	45	45 No.	..	1,230	1,230	
Goats	Queensland .. ..	5	..	5	..	5 No.	5	..	5	
	South Sea Islands ..	2	..	2	..	2 "	3	..	3	
		7	..	7	..	7 No.	8	..	8	
Maccaroni & Vermicelli	Victoria .. ..	..	..	..	1	1 pkge.	..	8	8	
	Queensland .. ..	..	..	..	13	13 pkgs.	..	45	45	
	New Zealand .. ..	..	..	..	2	2 "	..	13	13	
	New Caledonia .. ..	..	..	..	7	7 "	..	41	41	
	South Sea Islands ..	..	..	..	1	1 "	..	15	15	
		..	..	..	24	24 pkgs.	..	122	122	
Machinery	Great Britain .. ..	..	..	..	18	18 pkgs.	..	50	50	
	Victoria .. ..	1	..	1	62	63 "	14	744	758	
	Queensland .. ..	397	..	397	558	955 "	3,652	5,781	9,433	
	New Zealand .. ..	971	..	971	700	1,671 "	4,951	5,703	10,654	
	South Australia .. ..	..	..	..	1	1 "	..	9	9	
	Tasmania .. ..	..	..	..	1	1 "	..	15	15	
	South Sea Islands ..	..	..	..	2	2 "	..	50	50	
		1,369	..	1,369	1,342	2,711 pkgs.	8,617	12,352	20,969	
Machines (Weighing)	Queensland .. ..	..	..	..	70	70 No.	..	825	825	
	New Zealand .. ..	..	..	..	37	37 "	..	270	270	
	New Caledonia .. ..	1	..	1	..	1 "	6	..	6	
		1	..	1	107	108 No.	6	1,095	1,101	
Malt	Victoria .. ..	..	..	..	1,082	1,082 bshls.	..	542	542	
	Queensland .. ..	..	..	..	157	157 "	..	75	75	
	New Zealand .. ..	..	..	..	6,466	6,466 "	..	2,963	2,963	
		..	..	..	7,705	7,705 bshls.	..	3,570	3,570	
Matches	Victoria .. ..	..	..	..	40	40 pkgs.	..	380	380	
	Queensland .. ..	..	..	..	300	300 "	..	4,415	4,415	
	New Zealand .. ..	..	..	..	384	384 "	..	4,383	4,383	
	South Australia .. ..	..	..	..	1	1 "	..	5	5	
	New Caledonia .. ..	..	..	..	35	35 "	..	287	287	
	South Sea Islands ..	..	..	..	2	2 "	..	27	27	
		..	..	..	762	762 pkgs.	..	9,497	9,497	
Marble	Queensland .. ..	..	..	..	5	5 pkgs.	..	34	34	
	New Zealand .. ..	..	..	..	6	6 "	..	64	64	
	South Australia .. ..	..	..	..	2	2 "	..	40	40	
		..	..	..	13	13 pkgs.	..	138	138	

## STATISTICS OF

EXPORTS—continued.

ARTICLES.	COUNTRIES TO WHICH EXPORTED.	QUANTITIES.					VALUE IN STERLING.		
		Produce and Manufactures of the Colony.			British, Foreign, and other Colonial Produce and Manufactures.	Total.	Produce and Manufactures of the Colony.	British, Foreign, and other Colonial Produce and Manufactures.	Total.
		In British Vessels.	In Foreign Vessels.	Total.					
Matting and Rugs ..	Victoria ..	..	..	..	4	4 pkgs.	£	£	£
	Queensland ..	..	..	..	355.	355 "	..	1,220	1,220
	New Zealand ..	..	..	..	149	149 "	..	406	406
	New Caledonia ..	..	..	..	5	5 "	..	20	20
	Tasmania ..	..	..	..	1	1 "	..	10	10
	South Australia ..	..	..	..	45	45 "	..	90	90
					559	559 pkgs.	..	1,766	1,766
Metal (Old) ..	Great Britain ..	..	..	..	470	470 cwt.	..	1,110	1,110
	Victoria ..	..	..	..	20	20 "	..	100	100
	Queensland ..	..	..	..	64	64 "	..	206	206
	South Sea Islands ..	..	..	..	31	31 "	..	180	180
	Shanghai ..	..	..	..	80	80 "	..	320	320
					665	665 cwt.	..	1,916	1,916
Millinery ..	Great Britain ..	..	..	..	6	6 pkgs.	..	20	20
	Victoria ..	..	..	..	5	5 "	..	92	92
	Queensland ..	3	..	3	61	64 "	40	2,931	2,971
	New Zealand ..	..	..	..	4	4 "	..	70	70
	South Australia ..	..	..	..	1	1 "	..	30	30
		3	..	3	77	80 pkgs.	40	3,143	3,183
Missionary Stores ..	South Sea Islands ..	..	..	..	763	763 pkgs.	..	3,964	3,964
Molasses and Treacle..	Queensland ..	105	..	105	170	275 cwt.	128	176	304
	New Zealand ..	36	..	36	35	71 "	48	45	93
	South Sea Islands ..	..	..	..	6	6 "	..	7	7
	New Caledonia ..	..	..	..	4	4 "	..	4	4
		141	..	141	215	356 cwt.	176	232	408
Nails ..	Victoria ..	..	..	..	168	168 pkgs.	..	170	170
	Queensland ..	..	..	..	1,359	1,359 "	..	2,227	2,227
	New Zealand ..	..	..	..	1,263	1,263 "	..	2,215	2,215
	Tasmania ..	..	..	..	1	1 "	..	4	4
	South Sea Islands ..	..	..	..	15	15 "	..	68	68
	New Caledonia ..	..	..	..	143	143 "	..	241	241
	Hong Kong ..	..	..	..	7	7 "	..	22	22
	Point de Galle ..	..	..	..	1	1 "	..	3	3
						2,957	2,957 pkgs.	..	4,950
Oakum ..	Queensland ..	..	..	..	49	49 pkgs.	..	105	105
	New Zealand ..	..	..	..	105	105 "	..	136	136
	New Caledonia ..	..	..	..	12	12 "	..	27	27
	South Sea Islands ..	..	..	..	22	22 "	..	24	24
					188	188 pkgs.	..	292	292
Oars ..	Queensland ..	8	..	8	447	453 No.	7	242	249
	New Zealand ..	282	..	282	1,534	1,816 "	134	731	865
	South Sea Islands ..	..	..	..	3	3 "	..	2	2
	New Caledonia ..	..	..	..	114	114 "	..	40	40
		290	..	290	2,098	2,388 No.	141	1,015	1,156
Oatmeal and Pearl Barley ..	Queensland ..	..	..	..	210	210 cwt.	..	297	297
	New Zealand ..	..	..	..	211	211 "	..	262	262
					2	2 "	..	2	2
					423	423 cwt.	..	561	561
Sperm ..	Great Britain ..	..	..	..	94½	94½ tuns	..	4,990	4,990
	Victoria ..	..	..	..	5	5 "	..	300	300
	South Australia ..	..	..	..	6½	6½ "	..	300	300
					105½	105½ tuns	..	5,590	5,590
Black ..	Great Britain ..	..	..	..	1½	1½ tuns	..	50	50
	Victoria ..	..	..	..	59	59 "	..	2,265	2,265
	South Australia ..	..	..	..	42	42 "	..	1,535	1,535
	Tasmania ..	..	..	..	2	2 "	..	60	60
					104½	104½ tuns	..	3,910	3,910
Oil ..	Great Britain ..	..	..	..	1,159½	1,159½ tuns	..	34,920	34,920
	Victoria ..	..	..	..	16	16 "	..	620	620
	South Australia ..	..	..	..	41	41 "	..	1,450	1,450
	Mauritius ..	..	..	..	30	30 "	..	900	900
						1,246½	1,246½ tuns	..	37,890

## NEW SOUTH WALES—1864.

83

## EXPORTS—continued.

ARTICLES.	COUNTRIES TO WHICH EXPORTED.	QUANTITIES.				VALUE IN STERLING.				
		Produce and Manufactures of the Colony.			British, Foreign, and other Colonial Produce and Manufactures.	Total.	Produce and Manufactures of the Colony.	British, Foreign, and other Colonial Produce and Manufactures.	Total.	
		In British Vessels.	In Foreign Vessels.	Total.						
Oil—contd.	Colza ..	Victoria ..	....	....	1,000	1,000 galls.	£	£ 110	£ 110	
		Queensland ..	....	....	220	220 "	....	59	59	
		New Zealand ..	....	....	50	50 "	....	17	17	
		New Caledonia ..	....	....	2	2 "	....	1	1	
			....	....	....	1,272	1,272 galls.	....	187	187
	Kerosene ..	Queensland ..	....	....	....	21,498	21,498 galls.	....	5,384	5,384
		New Zealand ..	....	....	....	5,191	5,191 "	....	1,312	1,312
		New Caledonia ..	....	....	....	48	48 "	....	11	11
		South Australia ..	....	....	....	480	480 "	....	90	90
		South Sea Islands ..	....	....	....	24	24 "	....	6	6
		Hong Kong ..	....	....	....	8	8 "	....	2	2
			....	....	....	27,249	27,249 galls.	....	6,805	6,805
	Linseed ..	New Zealand ..	....	....	....	210	210 galls.	....	63	63
		Queensland ..	....	....	....	366	366 "	....	88	88
			....	....	....	576	576 galls.	....	151	151
Castor ..	New Zealand ..	....	....	....	766	766 galls.	....	197	197	
Other ..	Victoria ..	....	....	....	3,476	3,476 galls.	....	732	732	
	Queensland ..	....	....	....	19,833	19,833 "	....	4,735	4,735	
	New Zealand ..	....	....	....	3,674	3,674 "	....	1,010	1,010	
	Tasmania ..	....	....	....	12,160	12,160 "	....	1,035	1,035	
	South Australia ..	....	....	....	1,330	1,330 "	....	260	260	
	South Sea Islands ..	....	....	....	185	185 "	....	49	49	
	New Caledonia ..	....	....	....	862	862 "	....	225	225	
		....	....	....	41,520	41,520 galls.	....	8,046	8,046	
Oilcloth ..	Queensland ..	....	....	....	10	10 pkgs.	....	101	101	
Oilmen's Stores ..	Victoria ..	....	....	....	1,159	1,159 pkgs.	....	1,057	1,057	
	Queensland ..	....	....	....	20,438	20,438 "	....	38,275	38,275	
	New Zealand ..	....	....	....	4,640	4,640 "	....	10,038	10,038	
	Western Australia ..	....	....	....	25	25 "	....	150	150	
	Tasmania ..	....	....	....	5	5 "	....	10	10	
	South Australia ..	....	....	....	246	246 "	....	798	798	
	South Sea Islands ..	....	....	....	354	354 "	....	976	976	
	New Caledonia ..	....	....	....	634	634 "	....	1,443	1,443	
	Shanghai ..	....	....	....	110	110 "	....	200	200	
			....	....	....	27,611	27,611 pkgs.	....	52,947	52,947
Onions ..	Victoria ..	56	....	56	....	56 cwt.	50	....	50	
	Queensland ..	2,113	....	2,113	....	2,113 "	1,776	....	1,776	
	New Zealand ..	88	....	88	....	88 "	96	....	96	
	New Caledonia ..	60	....	60	....	60 "	57	....	57	
		2,317	....	2,317	....	2,317 cwt.	1,979	....	1,979	
Opium ..	Victoria ..	....	....	....	42	42 lbs.	....	120	120	
	Queensland ..	....	....	....	1,887	1,887 "	....	2,908	2,908	
			....	....	....	1,929	1,929 lbs.	....	3,028	3,028
Paint ..	Queensland ..	....	....	....	576½	576½ cwt.	....	1,219	1,219	
	New Zealand ..	....	....	....	75	75 "	....	130	130	
	South Sea Islands ..	....	....	....	38	38 "	....	86	86	
	New Caledonia ..	....	....	....	39	39 "	....	85	85	
		....	....	....	728½	728½ cwt.	....	1,520	1,520	
Painters' Materials ..	Queensland ..	....	....	....	40	40 pkgs.	....	114	114	
	New Zealand ..	....	....	....	39	39 "	....	425	425	
	New Caledonia ..	....	....	....	1	1 "	....	1	1	
	South Sea Islands ..	....	....	....	116	116 "	....	82	82	
			....	....	....	196	196 pkgs.	....	622	622
Paperhangings ..	Victoria ..	....	....	....	1	1 pkg.	....	14	14	
	Queensland ..	....	....	....	35	35 pkgs.	....	426	426	
	New Zealand ..	....	....	....	11	11 "	....	91	91	
	New Caledonia ..	....	....	....	1	1 "	....	13	13	
		....	....	....	48	48 pkgs.	....	544	544	

## STATISTICS OF

EXPORTS—continued.

ARTICLES.	COUNTRIES TO WHICH EXPORTED.	QUANTITIES.				VALUE IN STERLING.			
		Produce and Manufactures of the Colony.			British, Foreign, and other Colonial Produce and Manufactures.	Total.	Produce and Manufactures of the Colony.	British, Foreign, and other Colonial Produce and Manufactures.	Total.
		In British Vessels.	In Foreign Vessels.	Total.					
Pepper and Spices	Great Britain ..	....	....	....	30	30 pkgs.	£	£	£
	Victoria ..	....	....	....	33	33 "	....	120	120
	Queensland ..	....	....	....	155	155 "	....	392	392
	New Zealand ..	....	....	....	380	380 "	....	669	669
	South Australia ..	....	....	....	1	1 "	....	677	677
	New Caledonia ..	....	....	....	3	3 "	....	2	2
	South Sea Islands ..	....	....	....	2	2 "	....	10	10
		....	....	....	604	604 pkgs.	....	1,872	1,872
Perfumery	Victoria ..	....	....	....	1	1 pkg.	....	3	3
	Queensland ..	....	....	....	113	113 pkgs.	....	179	179
	New Zealand ..	2	....	2	114	116 "	25	351	376
	Tasmania ..	....	....	....	3	3 "	....	16	16
	New Caledonia ..	....	....	....	6	6 "	....	14	14
	Hong Kong ..	....	....	....	1	1 "	....	4	4
		2	....	2	238	240 pkgs.	25	567	592
Photographic Materials	Great Britain ..	....	....	....	5	5 pkgs.	....	200	200
	Queensland ..	....	....	....	10	10 "	....	190	190
	New Zealand ..	....	....	....	8	8 "	....	210	210
		....	....	....	23	23 pkgs.	....	600	600
Pictures and Paintings	Great Britain ..	8	....	8	5	13 pkgs.	255	259	514
	Victoria ..	1	....	1	7	8 "	25	62	87
	Queensland ..	....	....	....	27	27 "	....	357	357
	New Zealand ..	....	....	....	9	9 "	....	120	120
	Tasmania ..	....	....	....	2	2 "	....	20	20
		9	....	9	50	59 pkgs.	280	818	1,098
Pipes (Tobacco)	Great Britain ..	....	....	....	294	294 pkgs.	....	988	988
	Victoria ..	....	....	....	1	1 "	....	10	10
	New Zealand ..	....	....	....	577	577 "	....	475	475
	South Australia ..	....	....	....	1	1 "	....	1	1
	Tasmania ..	....	....	....	1	1 "	....	40	40
	New Caledonia ..	....	....	....	183	183 "	....	82	82
	South Sea Islands ..	....	....	....	55	55 "	....	38	38
	United States ..	....	....	....	1	1 "	....	6	6
		....	....	....	1,113	1,113 pkgs.	....	1,640	1,640
Pipes (Iron)	Queensland ..	....	....	....	74	74 No.	....	61	61
	New Zealand ..	....	....	....	69	69 "	....	173	173
			....	....	143	143 No.	....	234	234
Pitch, Tar, and Resin..	Queensland ..	170	....	170	376	546 pkgs.	167	632	799
	Western Australia ..	4	....	4	....	4 "	10	....	10
	New Zealand ..	437	....	437	121	558 "	439	227	666
	Tasmania ..	....	....	....	47	47 "	....	70	70
	South Australia ..	....	....	....	14	14 "	....	15	15
	South Sea Islands ..	10	....	10	21	31 "	11	61	72
	New Caledonia ..	9	....	9	12	21 "	10	22	32
	United States ..	20	....	20	....	20 "	15	....	15
		650	....	650	591	1,241 pkgs.	652	1,027	1,679
Plants and Seeds	Great Britain ..	1	....	1	1	2 pkgs.	5	35	40
	Victoria ..	413	....	413	11	424 "	1,253	64	1,317
	Queensland ..	297	....	297	85	382 "	935	365	1,300
	New Zealand ..	144	....	144	21	165 "	685	82	767
	Tasmania ..	....	....	....	4	4 "	....	17	17
	South Australia ..	40	....	40	....	40 "	112	....	112
	New Caledonia ..	1	....	1	3	4 "	2	9	11
	Point de Galle ..	2	....	2	1	3 "	12	20	32
	Shanghai ..	1	....	1	....	1 "	5	....	5
	United States ..	....	....	....	20	20 "	....	140	140
		899	....	899	146	1,045 pkgs.	3,009	732	3,741
Plate (Silver)	Great Britain ..	....	....	....	1	1 pkg.	....	120	120
	Victoria ..	....	....	....	1	1 "	....	150	150
	Queensland ..	....	....	....	3	3 pkgs.	....	140	140
	New Zealand ..	....	....	....	1	1 "	....	60	60
		....	....	....	6	6 pkgs.	....	470	470
Plated-ware	Great Britain ..	....	....	....	3	3 cases	....	105	105
	Queensland ..	....	....	....	8	8 "	....	245	245
	New Zealand ..	....	....	....	2	2 "	....	30	30
		....	....	....	13	13 cases	....	380	380

EXPORTS—continued.

ARTICLES.	COUNTRIES TO WHICH EXPORTED.	QUANTITIES.				VALUE IN STERLING.			
		Produce and Manufactures of the Colony.			British, Foreign, and other Colonial Produce and Manufactures.	Total.	Produce and Manufactures of the Colony.	British, Foreign, and other Colonial Produce and Manufactures.	Total.
		In British Vessels.	In Foreign Vessels.	Total.					
Potatoes .. .. .	Victoria .. .. .	2	....	2	....	2 tons	£ 13	£	£ 13
	Queensland .. .. .	1,233	....	1,233	....	1,233 "	8,012	....	8,012
	New Zealand .. .. .	157½	....	157½	....	157½ "	971	....	971
	Western Australia .. .. .	25	....	25	....	25 "	147	....	147
	New Caledonia .. .. .	22½	....	22½	....	22½ "	125	....	125
		1,440½	....	1,440½	....	1,440½ tons	9,268	....	9,268
Poultry .. .. .	Victoria .. .. .	8	....	8	....	8 coops	40	....	40
	Queensland .. .. .	164	....	164	....	164 "	622	....	622
	New Zealand .. .. .	74	....	74	....	74 "	260	....	260
			246	....	246	....	246 coops	922	....
Printing Materials .. .. .	Victoria .. .. .	....	....	....	11	11 cases	....	189	189
	Queensland .. .. .	....	....	....	192	192 "	....	2,296	2,296
	New Zealand .. .. .	....	....	....	37	37 "	....	717	717
	New Caledonia .. .. .	....	....	....	1	1 "	....	10	10
			....	....	....	241	241 cases	....	3,212
Beef .. .. .	Great Britain .. .. .	176	....	176	....	176 cwt.	172	....	172
	Victoria .. .. .	15	....	15	....	15 "	20	....	20
	Queensland .. .. .	167	....	167	....	167 "	169	....	169
	New Zealand .. .. .	12,637	....	12,637	....	12,637 "	12,772	....	12,772
	South Australia .. .. .	87	400	487	....	487 "	486	....	486
	Western Australia .. .. .	1,368	....	1,368	....	1,368 "	1,328	....	1,328
	Tasmania .. .. .	1,618	....	1,618	....	1,618 "	1,644	....	1,644
	Mauritius .. .. .	2,995	....	2,995	....	2,995 "	3,045	....	3,045
	Bourbon .. .. .	690	450	1,140	....	1,140 "	1,100	....	1,100
	New Caledonia .. .. .	82	....	82	....	82 "	79	....	79
	Colombo .. .. .	75	....	75	....	75 "	79	....	79
	South Sea Islands .. .. .	493	45	538	....	538 "	514	....	514
	Java .. .. .	....	9	9	....	9 "	9	....	9
	Point de Galle .. .. .	3	....	3	....	3 "	4	....	4
		20,406	904	21,310	....	21,310 cwt.	21,429	....	21,429
Pork .. .. .	Great Britain .. .. .	2	....	2	....	2 cwt.	4	....	4
	Queensland .. .. .	52	....	52	23	80 "	97	50	147
	New Zealand .. .. .	434	....	434	915	1,349 "	1,040	2,265	3,805
	Western Australia .. .. .	....	....	....	66	66 "	....	133	138
	Tasmania .. .. .	12	....	12	....	12 "	24	....	24
	New Caledonia .. .. .	2	....	2	2	4 "	6	6	12
	Hong Kong .. .. .	6	....	6	....	6 "	9	....	9
		508	....	508	1,011	1,519 cwt.	1,180	2,459	3,639
Provisions { Hams .. .. .	Victoria .. .. .	....	....	....	12	12 cwt.	....	66	66
	Queensland .. .. .	7	....	7	321	328 "	37	1,510	1,547
	New Zealand .. .. .	34	....	34	307	341 "	174	1,556	1,730
	Tasmania .. .. .	....	....	....	12	12 "	....	48	48
	Bourbon .. .. .	....	....	....	13	13 "	....	70	70
	South Sea Islands .. .. .	....	....	....	2	2 "	....	14	14
		41	....	41	667	708 cwt.	211	3,264	3,475
Bacon .. .. .	Victoria .. .. .	53	....	53	26	79 cwt.	163	104	267
	Queensland .. .. .	512	....	512	307	819 "	1,731	1,453	3,184
	New Zealand .. .. .	762	....	762	314	1,076 "	2,810	1,554	4,364
			1,327	....	1,327	647	1,974 cwt.	4,704	3,111
Tongues .. .. .	Victoria .. .. .	6	....	6	....	6 cwt.	10	....	10
	Queensland .. .. .	17	....	17	....	17 "	45	....	45
	New Zealand .. .. .	38	....	38	....	38 "	86	....	86
	South Sea Islands .. .. .	....	5	5	....	5 "	10	....	10
	United States .. .. .	5	....	5	....	5 "	10	....	10
		66	5	71	....	71 cwt.	161	....	161
Preserved Meats .. .. .	Queensland .. .. .	10	....	10	16	26 pkgs.	53	85	138
	New Zealand .. .. .	85	....	85	49	134 "	532	249	781
	South Sea Islands .. .. .	....	....	....	6	6 "	....	25	25
	New Caledonia .. .. .	....	....	....	6	6 "	....	30	30
	Batavia .. .. .	....	....	....	1	1 "	....	10	10
		95	....	95	78	173 pkgs.	565	399	984
Quicksilver .. .. .	Victoria .. .. .	....	....	....	215	215 botls.	....	1,940	1,940
	New Zealand .. .. .	....	....	....	2	2 "	....	15	15
	Hong Kong .. .. .	....	....	....	196	196 "	....	1,952	1,952
			....	....	....	413	413 botls.	....	3,907

## STATISTICS OF

EXPORTS—continued.

ARTICLES.	COUNTRIES TO WHICH EXPORTED.	QUANTITIES.					VALUE IN STERLING.		
		Produce and Manufactures of the Colony.			British, Foreign, and other Colonial Produce and Manufactures.	Total.	Produce and Manufactures of the Colony.	British, Foreign, and other Colonial Produce and Manufactures.	Total.
		In British Vessels.	In Foreign Vessels.	Total.					
Rags .. .. .	Great Britain ..	....	....	....	101	101 pkgs.	£ .....	£ 215	£ 215
Rattans and Canes ..	Queensland ..	....	....	....	38	38 bndls.	....	44	44
	New Zealand ..	....	....	....	65	65 "	....	15	15
		....	....	....	103	103 bndls.	....	59	59
Safes (Iron) .. ..	Great Britain ..	....	....	....	1	1 No.	....	12	12
	Queensland ..	....	....	....	38	38 "	....	856	856
	New Zealand ..	....	....	....	9	9 "	....	220	220
		....	....	....	48	48 No.	....	1,088	1,088
Salt .. .. .	Victoria ..	....	....	....	40	40 tons	....	160	160
	Queensland ..	13½	....	13½	940	953½ "	55	4,528	4,583
	New Zealand ..	....	....	....	67½	67½ "	....	229	229
	South Australia ..	....	....	....	41	41 "	....	190	190
	South Sea Islands ..	....	....	....	4½	4½ "	....	18	18
	New Caledonia ..	1	....	1	12¾	13¾ "	5	53	58
		14½	....	14½	1,105½	1,120 tons	60	5,178	5,238
Saltpetre .. .. .	Great Britain ..	....	....	....	69	69 cwt.	....	174	174
	Queensland ..	....	....	....	14	14 "	....	33	33
	New Zealand ..	....	....	....	5	5 "	....	4	4
	New Caledonia ..	....	....	....	1	1 "	....	1	1
		....	....	....	89	89 cwt.	....	212	212
Sandal-wood .. ..	South Sea Islands ..	....	....	....	6	6 tons	....	240	240
	Hong Kong ..	....	....	....	2½	2½ "	....	78	78
	Shanghai ..	....	....	....	2	2 "	....	70	70
		....	....	....	10½	10½ tons	....	388	388
Shell { (Pearl) .. .. .	Great Britain ..	....	....	....	741	741 cwt.	....	570	570
	(Tortoise) .. ..	Great Britain ..	....	....	4,449	4,449 lbs.	....	2,715	2,715
Ship Chandlery .. ..	Victoria ..	....	....	....	14	14 pkgs.	....	46	46
	Queensland ..	....	....	....	98	98 "	....	482	482
	New Zealand ..	....	....	....	42	42 "	....	513	513
	Tasmania ..	....	....	....	1	1 "	....	3	3
	South Sea Islands ..	....	....	....	39	39 "	....	190	190
	Point de Galle ..	....	....	....	60	60 "	....	292	292
		....	....	....	254	254 pkgs.	....	1,526	1,526
Shooks and Staves ..	Great Britain ..	1	....	1	....	1 pkg.	1	....	1
	Victoria ..	138	....	138	120	253 pkgs.	27	40	67
	Queensland ..	67	....	67	274	341 "	75	110	185
	South Australia ..	20	....	20	....	20 "	40	....	40
	South Sea Islands ..	400	400	800	150	950 "	550	130	680
	New Caledonia ..	....	....	....	9	9 "	....	12	12
		626	400	1,026	553	1,579 pkgs.	693	292	985
Silks .. .. .	Great Britain ..	....	....	....	8	8 cases	....	690	690
	Victoria ..	....	....	....	6	6 "	....	526	526
	Queensland ..	....	....	....	6	6 "	....	1,350	1,350
	New Zealand ..	....	....	....	9	9 "	....	916	916
		....	....	....	29	29 cases	....	3,482	3,482
Skins { Horned Cattle ..	Great Britain ..	177,174	....	177,174	1,537	178,711 No.	103,802	840	104,642
	Victoria ..	....	....	....	315	315 "	....	220	220
	Tasmania ..	193	....	193	....	193 "	124	....	124
	New Zealand ..	153	....	153	....	153 "	119	....	119
	South Australia ..	753	....	753	....	753 "	650	....	650
		178,278	....	178,278	1,852	180,130 No.	104,695	1,060	105,755
Sheep .. .. .	Great Britain ..	87	....	87	....	87 pkgs.	945	....	945
	Other .. .. .	Great Britain ..	5	....	5	15	20 pkgs.	60	170
Queensland ..		3	....	3	....	3 "	20	....	20
New Zealand ..		2	....	2	....	2 "	27	....	27
		10	....	10	15	25 pkgs.	107	170	277
Slates .. .. .	Queensland ..	....	....	....	79,420	79,420 pkgs.	....	1,035	1,035

NEW SOUTH WALES—1864.

EXPORTS—continued.

ARTICLES.	COUNTRIES TO WHICH EXPORTED.	QUANTITIES.					VALUE IN STERLING.		
		Produce and Manufactures of the Colony.			British, Foreign, and other Colonial Produce and Manufactures.	Total.	Produce and Manufactures of the Colony.	British, Foreign, and other Colonial Produce and Manufactures.	Total.
		In British Vessels.	In Foreign Vessels.	Total.					
Soap .. .. .	Queensland .. ..	2,610	....	2,610	160	2,770 cwt.	£ 3,656	£ 198	£ 3,854
	New Zealand .. ..	3,877	....	3,877	205	4,082 ..	5,962	281	6,243
	Western Australia ..	60	....	60	....	60 ..	100	....	100
	New Caledonia .. ..	170	....	170	....	170 ..	256	....	256
	South Sea Islands ..	730	110	840	15	855 ..	1,051	15	1,066
	Bourbon .. .. .	....	140	140	....	140 ..	170	....	170
	Point de Galle .. ..	3	....	3	....	3 ..	6	....	6
	Hong Kong .. .. .	1	....	1	....	1 ..	2	....	2
United States .. ..	220	....	220	....	220 ..	319	....	319	
		7,671	250	7,921	380	8,301 cwt.	11,522	494	12,016
Specimens of Natural History .. .. .	Great Britain .. ..	14	....	14	2	16 pkgs.	228	10	238
	Victoria .. .. .	3	....	3	1	4 ..	15	2	17
	Queensland .. .. .	3	....	3	....	3 ..	9	....	9
	Point de Galle .. ..	2	....	2	....	2 ..	20	....	20
	United States .. ..	11	....	11	....	11 ..	167	....	167
		33	....	33	3	36 pkgs.	439	12	451
Brandy .. .. .	Victoria .. .. .	....	....	....	2,105	2,105 galls.	....	1,026	1,026
	Queensland .. .. .	....	....	....	57,341	57,341 ..	....	29,196	29,196
	New Zealand .. ..	....	....	....	19,094	19,094 ..	....	10,397	10,397
	Tasmania .. .. .	....	....	....	385	385 ..	....	193	193
	South Australia .. ..	....	....	....	1,110	1,110 ..	....	565	565
	South Sea Islands ..	....	....	....	3,048	3,048 ..	....	1,198	1,198
	New Caledonia .. ..	....	....	....	2,355	2,355 ..	....	1,299	1,299
	Shanghai .. .. .	....	....	....	2,307	2,307 ..	....	1,410	1,410
	Hong Kong .. .. .	....	....	....	1,902	1,902 ..	....	1,026	1,026
	Calcutta .. .. .	....	....	....	793	793 ..	....	470	470
	United States .. ..	....	....	....	2,595	2,595 ..	....	1,210	1,210
Petropaulowski .. ..	....	....	....	1,709	1,709 ..	....	403	403	
Chili .. .. .	....	....	....	2	2 ..	....	2	2	
Kodiack .. .. .	....	....	....	16	16 ..	....	10	10	
		....	....	....	94,762	94,762 galls.	....	48,405	48,405
Rum .. .. .	Queensland .. .. .	1,288	....	1,288	37,749	39,037 galls.	250	7,725	7,975
	New Zealand .. ..	9,637	....	9,637	77,182	86,819 ..	1,718	13,973	15,691
	Western Australia ..	....	....	....	151	151 ..	....	20	20
	New Caledonia .. ..	....	....	....	421	421 ..	....	76	76
	South Sea Islands ..	....	....	....	958	958 ..	....	136	136
	United States .. ..	....	....	....	1,991	1,991 ..	....	400	400
Hong Kong .. .. .	....	....	....	58	58 ..	....	12	12	
		10,925	....	10,925	118,510	129,435 galls.	1,968	22,342	24,310
Geneva .. .. .	Victoria .. .. .	....	....	....	262	262 galls.	....	55	55
	Queensland .. .. .	....	....	....	25,540	25,540 ..	....	5,891	5,891
	New Zealand .. ..	....	....	....	4,377	4,377 ..	....	979	979
	South Australia .. ..	....	....	....	355	355 ..	....	79	79
	South Sea Islands ..	....	....	....	2,565	2,565 ..	....	667	667
	New Caledonia .. ..	....	....	....	2,575	2,575 ..	....	600	600
	Western Australia ..	....	....	....	1,055	1,055 ..	....	155	155
	Petropaulowski .. ..	....	....	....	51	51 ..	....	9	9
Chili .. .. .	....	....	....	6	6 ..	....	2	2	
Kodiack .. .. .	....	....	....	82	82 ..	....	23	23	
		....	....	....	36,868	36,868 galls.	....	8,460	8,460
Spirits .. .. .	Victoria .. .. .	....	....	....	217	217 galls.	....	64	64
	Queensland .. .. .	....	....	....	2,655	2,655 ..	....	1,250	1,250
	New Zealand .. ..	....	....	....	1,489	1,489 ..	....	419	419
	South Australia .. ..	....	....	....	413	413 ..	....	200	200
	South Sea Islands ..	....	....	....	17	17 ..	....	10	10
	New Caledonia .. ..	....	....	....	3	3 ..	....	2	2
	Calcutta .. .. .	....	....	....	147	147 ..	....	3	3
Shanghai .. .. .	....	....	....	54	54 ..	....	18	18	
		....	....	....	4,995	4,995 galls.	....	1,966	1,966
Whisky .. .. .	Great Britain .. ..	....	....	....	227	227 galls.	....	50	50
	Queensland .. .. .	....	....	....	6,399	6,399 ..	....	2,284	2,284
	New Zealand .. ..	....	....	....	1,377	1,377 ..	....	402	402
	New Caledonia .. ..	....	....	....	54	54 ..	....	12	12
	South Sea Islands ..	....	....	....	244	244 ..	....	36	36
	Shanghai .. .. .	....	....	....	77	77 ..	....	20	20
Calcutta .. .. .	....	....	....	30	30 ..	....	6	6	
		....	....	....	8,408	8,408 galls.	....	2,810	2,810
Liqueurs .. .. .	Victoria .. .. .	....	....	....	273	273 galls.	....	146	146
	Queensland .. .. .	....	....	....	656	656 ..	....	531	531
	New Zealand .. ..	....	....	....	420	420 ..	....	378	378
	New Caledonia .. ..	....	....	....	1,767	1,767 ..	....	1,067	1,067
	South Sea Islands ..	....	....	....	3	3 ..	....	3	3
		....	....	....	3,119	3,119 galls.	....	2,125	2,125



## STATISTICS OF

## EXPORTS—continued.

ARTICLES.	COUNTRIES TO WHICH EXPORTED.	QUANTITIES.					VALUE IN STERLING.					
		Produce and Manufactures of the Colony.			British, Foreign, and other Colonial Produce and Manufactures.	Total.	Produce and Manufactures of the Colony.	British, Foreign, and other Colonial Produce and Manufactures.	Total.			
		In British Vessels.	In Foreign Vessels.	Total.								
Spirits— <i>contd.</i>	Perfumed...	Victoria .. ..	...	...	...	96	96 galls.	£	£	£		
		Queensland .. ..	...	...	...	89	89 "	...	119	144		
		New Zealand .. ..	...	...	...	4	4 "	...	10	10		
			...	...	...	189	189 galls.	...	273	273		
	All other..	Queensland .. ..	...	...	...	985	985 galls.	...	249	249		
		New Zealand .. ..	...	...	...	98	98 "	...	22	22		
		New Caledonia .. ..	...	...	...	195	195 "	...	50	50		
		Hong Kong .. ..	...	...	...	44	44 "	...	23	23		
		Chili .. ..	...	...	...	156	156 "	...	25	25		
			...	...	...	1,478	1,478 galls.	...	369	369		
Starch and Blue	Victoria .. ..	...	...	...	4	4 pkgs.	...	30	30			
	Queensland .. ..	...	...	...	328	328 "	...	671	671			
	New Zealand .. ..	...	...	...	141	141 "	...	257	257			
	New Caledonia .. ..	...	...	...	5	5 "	...	6	6			
			...	...	...	478	478 pkgs.	...	964	964		
Stationery	Books	Great Britain .. ..	5	...	5	23	23 pkgs.	265	667	932		
		Victoria .. ..	...	...	...	63	63 "	...	978	978		
		Queensland .. ..	2	...	2	1,065	1,067 "	6	20,885	20,891		
		New Zealand .. ..	3	...	3	4,157	4,160 "	23	5,560	5,583		
		South Australia .. ..	...	...	...	2	2 "	...	27	27		
		Tasmania .. ..	...	...	...	2	2 "	...	15	15		
		South Sea Islands .. ..	...	...	...	77	77 "	...	1,104	1,104		
		New Caledonia .. ..	...	...	...	10	10 "	...	89	89		
		United States .. ..	...	...	...	22	22 "	...	640	640		
		Point de Galle .. ..	2	...	2	4	6 "	7	22	29		
		Calcutta .. ..	...	...	...	1	1 "	...	4	4		
				12	...	12	5,426	5,433 pkgs.	301	29,991	30,292	
		Stones ..	Paper and Documents	Great Britain .. ..	...	...	...	3	3 pkgs.	...	60	60
				Victoria .. ..	...	...	...	85	85 "	...	567	567
Queensland .. ..	...			...	...	331	331 "	...	2,957	2,957		
New Zealand .. ..	...			...	...	182	182 "	...	2,304	2,304		
South Sea Islands .. ..	...			...	...	6	6 "	...	139	139		
New Caledonia .. ..	...			...	...	12	12 "	...	74	74		
			...	...	...	619	619 pkgs.	...	6,101	6,101		
Building..	Queensland .. ..		77	...	77	...	77 tons	84	...	84		
	New Zealand .. ..		43	...	43	...	43 "	203	...	203		
	South Sea Islands .. ..		...	45	45	...	45 "	50	...	50		
			120	45	165	...	165 tons	337	...	337		
Grind ..	Queensland .. ..	24	...	24	266	290 No.	11	217	228			
	New Zealand .. ..	...	...	...	45	45 "	...	23	23			
	South Sea Islands .. ..	...	...	...	24	24 "	...	10	10			
	New Caledonia .. ..	...	...	...	14	14 "	...	7	7			
		24	...	24	349	373 No.	11	267	268			
Stones ..	Mill ..	New Zealand .. ..	...	...	...	8	8 No.	...	93	93		
				...	...	...	5	5 pkgs.	...	35	35	
	Whet ..	Victoria .. ..	1	...	1	...	1 No.	12	...	12		
		Queensland .. ..	3	...	3	4	7 "	50	30	80		
		New Zealand .. ..	15	...	15	3	18 "	210	24	234		
		Mauritius .. ..	10	...	10	...	10 "	5	...	5		
		South Sea Islands .. ..	6	...	6	...	6 "	50	...	50		
			35	...	35	7	42 No.	327	54	381		
	Drip ..	Queensland .. ..	...	...	...	45	45 No.	...	100	100		
		Stoves ..	Victoria .. ..	...	...	...	1	1 No.	...	10	10	
Queensland .. ..			105	...	105	120	225 pkgs.	575	705	1,280		
New Zealand .. ..			18	...	18	135	153 "	144	956	1,100		
New Caledonia .. ..			...	...	...	6	6 "	...	36	36		
South Sea Islands .. ..			...	...	...	4	4 "	...	33	33		
Point de Galle .. ..			...	...	...	1	1 "	...	5	5		
		123	...	123	267	390 pkgs.	719	1,745	2,464			

NEW SOUTH WALES—1864.

EXPORTS—continued.

ARTICLES.	COUNTRIES TO WHICH EXPORTED.	QUANTITIES.				VALUE IN STERLING.				
		Produce and Manufactures of the Colony.			British, Foreign, and other Colonial Produce and Manufactures.	Total.	Produce and Manufactures of the Colony.	British, Foreign, and other Colonial Produce and Manufactures.	Total.	
		In British Vessels.	In Foreign Vessels.	Total.						
Sugar ..	Refined ..	Queensland ..	12,247	....	12,247	553	12,800 cwt.	£ 26,085	£ 1,285	£ 27,370
		New Zealand ..	8,329	....	8,329	209	8,538 "	16,959	600	17,559
		New Caledonia ..	136	....	136	76	212 "	391	196	587
		South Sea Islands ..	46	....	46	....	46 "	185	....	185
		United States ..	18	....	18	....	18 "	54	....	54
			20,776	....	20,776	888	21,614 cwt.	43,624	2,031	45,705
	Unrefined ..	Victoria ..	....	....	....	7	7 cwt.	....	10	10
		Queensland ..	....	....	....	41,809	41,809 "	....	73,817	73,817
		New Zealand ..	....	....	....	17,903	17,903 "	....	30,676	30,676
		Tasmania ..	....	....	....	102	102 "	....	185	185
		South Australia ..	....	....	....	518	518 "	....	856	856
		Western Australia ..	....	....	....	62	62 "	....	100	100
		New Caledonia ..	....	....	....	748	748 "	....	1,297	1,297
		South Sea Islands ..	....	....	....	539	539 "	....	862	862
		United States ..	....	....	....	5	5 "	....	10	10
Petropaulowski ..		....	....	....	80	80 "	....	120	120	
		....	....	....	61,773	61,773 cwt.	....	107,933	107,933	
Sulphur ..	Queensland ..	....	....	....	1	1 cwt.	....	3	3	
	New Zealand ..	....	....	....	3	3 "	....	7	7	
	New Caledonia ..	....	....	....	2	2 "	....	5	5	
			....	....	....	6	6 cwt.	....	15	15
Sundries ..	Great Britain ..	40	....	40	82	122 pkgs.	320	1,297	1,617	
	Victoria ..	104	....	104	165	272 "	319	1,195	1,514	
	Queensland ..	391	....	391	1,869	2,260 "	707	7,093	7,800	
	New Zealand ..	227	....	227	402	629 "	430	1,420	1,850	
	Tasmania ..	30	....	30	6	36 "	128	29	157	
	South Australia ..	....	....	....	9	9 "	....	72	72	
	New Caledonia ..	3	....	3	34	37 "	11	104	115	
	South Sea Islands ..	1	6	7	281	288 "	17	405	422	
	Point de Galle ..	8	....	8	13	21 "	120	240	360	
	Hong Kong ..	....	40	40	31	71 "	200	135	335	
	Bourbon ..	100	....	100	....	100 "	200	....	200	
		904	46	950	2,895	3,845 pkgs.	2,452	11,990	14,442	
Tallow ..	Great Britain ..	56,001	....	56,001	6,039	62,040 cwt.	92,953	11,198	104,151	
	Victoria ..	325	....	325	....	325 "	614	....	614	
	Queensland ..	22	....	22	....	22 "	39	....	39	
	New Zealand ..	448	....	448	....	448 "	797	....	797	
	Tasmania ..	1,082	....	1,082	....	1,082 "	1,506	....	1,506	
	South Australia ..	1,330	122	1,452	....	1,452 "	2,210	....	2,210	
	Mauritius ..	445	....	445	....	445 "	750	....	750	
	Bourbon ..	....	90	90	....	90 "	185	....	185	
	Hong Kong ..	189	2	191	....	191 "	300	....	300	
	Shanghai ..	600	....	600	....	600 "	900	....	900	
	Petropaulowski ..	400	....	400	....	400 "	400	....	400	
		60,842	214	61,056	6,039	67,095 cwt.	100,654	11,198	111,852	
Tarpawlings ..	Queensland ..	18	....	18	101	119 pkgs.	364	1,251	1,615	
	New Zealand ..	2	....	2	59	61 "	37	1,590	1,627	
		20	....	20	160	180 pkgs.	401	2,841	3,242	
Tanks ..	Victoria ..	....	....	....	7	7 No.	....	28	28	
	Queensland ..	1	....	1	47	48 "	20	204	224	
	New Zealand ..	....	....	....	7	7 "	....	30	30	
	South Sea Islands ..	....	....	....	3	3 "	....	18	18	
		1	....	1	64	65 No.	20	280	300	
Tea ..	Great Britain ..	....	....	....	174,644	174,644 lbs.	....	15,078	15,078	
	Victoria ..	....	....	....	41,637	41,637 "	....	3,980	3,980	
	Queensland ..	....	....	....	684,683	684,683 "	....	65,444	65,444	
	New Zealand ..	....	....	....	263,928	263,928 "	....	26,858	26,858	
	Tasmania ..	....	....	....	23,057	23,057 "	....	2,123	2,123	
	South Australia ..	....	....	....	5,642	5,642 "	....	428	428	
	New Caledonia ..	....	....	....	2,808	2,808 "	....	294	294	
	South Sea Islands ..	....	....	....	4,332	4,332 "	....	423	423	
	Batavia ..	....	....	....	12	12 "	....	2	2	
	Chili ..	....	....	....	1,987	1,987 "	....	196	196	
Petropaulowski ..	....	....	....	2,640	2,640 "	....	288	288		
United States ..	....	....	....	240	240 "	....	30	30		
		....	....	....	1,205,610	1,205,610 lbs.	....	115,144	115,144	
Thorley's Food ..	Queensland ..	....	....	....	37	37 pkgs.	....	75	75	

## STATISTICS OF

EXPORTS—continued.

ARTICLES.	COUNTRIES TO WHICH EXPORTED.	QUANTITIES.					VALUE IN STERLING.		
		Produce and Manufactures of the Colony.			British, Foreign, and other Colonial Produce and Manufactures.	Total.	Produce and Manufactures of the Colony.	British, Foreign, and other Colonial Produce and Manufactures.	Total.
		In British Vessels.	In Foreign Vessels.	Total.					
						£	£	£	
Pine	Victoria .. ..	....	....	....	130,327	130,327 feet	....	1,200	1,200
	Queensland .. ..	....	....	....	323,413	323,413 "	....	3,326	3,326
	New Zealand .. ..	....	....	....	35,000	35,000 "	....	330	330
	South Australia .. ..	....	....	....	292,450	292,450 "	....	2,900	2,900
	New Caledonia .. ..	....	....	....	20,766	20,766 "	....	137	137
	South Sea Islands .. ..	....	....	....	3,500	3,500 "	....	38	38
	Mauritius .. ..	....	....	....	72,000	72,000 "	....	1,200	1,200
Bourbon .. ..	....	....	....	15,000	15,000 "	....	160	160	
		....	....	....	892,456	892,456 feet	....	9,291	9,291
Treenails	Great Britain .. ..	65,197	....	65,197	....	65,197 No.	561	....	561
	New Zealand .. ..	1,500	....	1,500	....	1,500 "	50	....	50
	Foo Chow Foo .. ..	7,580	....	7,580	....	7,580 "	29	....	29
		74,277	....	74,277	....	74,277 No.	640	....	640
Spars	New Zealand .. ..	60	....	60	....	60 No.	40	....	40
	South Australia .. ..	10	....	10	....	10 "	4	....	4
	Queensland .. ..	1	....	1	....	1 "	10	....	10
		71	....	71	....	71 No.	54	....	54
Spokes and Felloes	Victoria .. ..	43,140	....	43,140	....	43,140 No.	363	....	363
	Queensland .. ..	2,830	....	2,830	....	2,830 "	49	....	49
	New Zealand .. ..	31,256	....	31,256	....	31,256 "	644	....	644
	South Australia .. ..	58,957	....	58,957	....	58,957 "	448	....	448
		136,183	....	136,183	....	136,183 No.	1,504	....	1,504
Cedar	Victoria .. ..	343,112	....	343,112	....	343,112 feet	3,220	....	3,220
	New Zealand .. ..	58,038	....	58,038	....	58,038 "	1,099	....	1,099
	South Australia .. ..	146,934	....	146,934	....	146,934 "	1,622	....	1,622
	New Caledonia .. ..	399	....	399	....	399 "	7	....	7
	Tasmania .. ..	42,400	....	42,400	....	42,400 "	491	....	491
	South Sea Islands .. ..	13,163	....	13,163	....	13,163 "	144	....	144
			604,046	....	604,046	....	604,046 feet	6,533	....
Timber	Great Britain .. ..	158,240	....	158,240	....	158,240 feet	1,680	....	1,680
	Victoria .. ..	1,051,389	....	1,051,389	....	1,051,389 "	7,500	....	7,500
	Queensland .. ..	574,665	....	574,665	....	574,665 "	4,314	....	4,314
	New Zealand .. ..	217,938	....	217,938	....	217,938 "	2,183	....	2,183
	South Australia .. ..	174,143	14,900	189,043	....	189,043 "	2,330	....	2,330
	Tasmania .. ..	104,000	....	104,000	....	104,000 "	870	....	870
	New Caledonia .. ..	133,469	....	133,469	....	133,469 "	1,360	....	1,360
	South Sea Islands .. ..	71,362	2,030	73,392	....	73,392 "	867	....	867
	Shanghai .. ..	4,000	....	4,000	....	4,000 "	50	....	50
	Foo Chow Foo .. ..	42,000	....	42,000	....	42,000 "	438	....	438
	Hong Kong .. ..	25,000	....	25,000	....	25,000 "	250	....	250
	Calcutta .. ..	50,000	....	50,000	....	50,000 "	1,100	....	1,100
	United States .. ..	7,958	....	7,958	....	7,958 "	96	....	96
			2,614,164	16,930	2,631,094	....	2,631,094 feet	23,038	....
Stocks and Naves	Queensland .. ..	12	....	12	....	12 pairs	15	....	15
	New Zealand .. ..	569	....	569	....	569 "	242	....	242
		581	....	581	....	581 pairs	257	....	257
Shingles	Queensland .. ..	13,186	....	13,186	....	13,186 bndles	1,521	....	1,521
	New Zealand .. ..	1,550	....	1,550	....	1,550 "	180	....	180
	New Caledonia .. ..	1,999	....	1,999	....	1,999 "	287	....	287
		16,735	....	16,735	....	16,735 bndles	1,988	....	1,988
Laths	Victoria .. ..	3,610	....	3,610	....	3,610 bndles	436	....	436
	Queensland .. ..	458	....	458	....	458 "	60	....	60
	New Zealand .. ..	140	....	140	....	140 "	7	....	7
	New Caledonia .. ..	17	....	17	....	17 "	2	....	2
		4,225	....	4,225	....	4,225 bndles	505	....	505
Palings	Queensland .. ..	28,975	....	28,975	8,280	37,255 No.	161	60	221
	New Zealand .. ..	7,600	....	7,600	....	7,600 "	56	....	56
	South Australia .. ..	115,580	....	115,580	....	115,580 "	570	....	570
	New Caledonia .. ..	4,000	....	4,000	5,500	9,500 "	27	41	68
		156,155	....	156,155	13,780	169,935 No.	814	101	915
Posts & Rails	Queensland .. ..	4,580	....	4,580	....	4,580 No.	53	....	53

EXPORTS—continued.

ARTICLES.	COUNTRIES TO WHICH EXPORTED.	QUANTITIES.					VALUE IN STERLING.		
		Produce and Manufactures of the Colony.			British, Foreign, and other Colonial Produce and Manufactures.	Total.	Produce and Manufactures of the Colony.	British, Foreign, and other Colonial Produce and Manufactures.	Total.
		In British Vessels.	In Foreign Vessels.	Total.					
Timber— <i>contd.</i>	All other	Queensland ..	26,317	....	26,317	....	26,317 feet	£ 521	£ 521
		Bourbon ..	4,618	....	4,618	....	4,618 "	115	115
		Madras ..	105,000	....	105,000	....	105,000 "	1,700	1,700
			135,935	....	135,935	....	135,935 feet	2,336	2,336
Tin ..	Queensland ..	....	....	....	111	111 cwt.	....	224	
Tinware ..	Queensland .. New Zealand .. New Caledonia ..	Queensland ..	33	....	33	25	58 pkgs.	289	165
		New Zealand ..	2	....	2	8	10 "	34	69
		New Caledonia ..	6	....	6	1	7 "	26	5
			41	....	41	34	75 pkgs.	349	239
Manufactured ..	Great Britain .. Victoria .. Queensland .. New Zealand .. South Australia .. Western Australia .. Tasmania .. New Caledonia .. South Sea Islands .. Shanghai .. Hong Kong .. Petropaulowski .. Chili .. Kodiack ..	Great Britain ..	420	....	420	....	420 lbs.	20	....
		Victoria ..	112	....	112	177,477	177,589 "	13	23,641
		Queensland ..	4,184	....	4,184	271,508	275,692 "	453	43,640
		New Zealand ..	9,651	....	9,651	199,421	209,072 "	838	25,784
		South Australia ..	1,019	....	1,019	2,855	3,874 "	135	284
		Western Australia ..	....	....	....	71	71 "	....	12
		Tasmania ..	....	....	....	3,101	3,101 "	....	412
		New Caledonia ..	2,144	....	2,144	19,655	21,799 "	174	2,992
		South Sea Islands ..	48,750	....	48,750	39,635	88,385 "	2,957	4,821
		Shanghai ..	....	....	....	113	113 "	....	16
		Hong Kong ..	....	....	....	52	52 "	....	8
		Petropaulowski ..	....	....	....	1,612	1,612 "	....	200
		Chili ..	....	....	....	271	271 "	....	46
		Kodiack ..	....	....	....	352	352 "	....	50
			66,280	....	66,280	716,123	782,403 lbs.	4,590	101,906
Tobacco	Cigars ..	Great Britain ..	....	....	....	168	168 lbs.	....	15
		Victoria ..	....	....	....	9,491	9,491 "	....	3,428
		Queensland ..	....	....	....	13,540	13,540 "	....	4,284
		New Zealand ..	....	....	....	9,737	9,737 "	....	3,471
		South Australia ..	....	....	....	2,055	2,055 "	....	605
		New Caledonia ..	....	....	....	1,129	1,129 "	....	379
		Tasmania ..	....	....	....	79	79 "	....	20
		South Sea Islands ..	....	....	....	82	82 "	....	40
		Chili ..	....	....	....	53	53 "	....	15
		United States ..	....	....	....	157	157 "	....	51
	....	....	....	36,491	36,491 lbs.	....	12,308		
Snuff ..	New Caledonia ..	....	....	....	358	358 lbs.	....	38	
		....	....	....	....	....	....	....	
Toys and Fancy Goods	Great Britain .. Victoria .. Queensland .. New Zealand .. New Caledonia .. Tasmania .. South Sea Islands .. Hong Kong .. Point de Galle ..	Great Britain ..	2	....	2	1	3 pkgs.	19	15
		Victoria ..	....	....	....	59	59 "	....	2,230
		Queensland ..	2	....	2	664	666 "	10	18,223
		New Zealand ..	12	....	12	422	434 "	66	15,808
		New Caledonia ..	....	....	....	41	41 "	....	390
		Tasmania ..	....	....	....	13	13 "	....	190
		South Sea Islands ..	....	....	....	8	8 "	....	135
		Hong Kong ..	1	....	1	....	1 "	4	....
Point de Galle ..	1	....	1	1	2 "	200	20		
	18	....	18	1,209	1,227 pkgs.	299	37,011		
Turnery and Woodware	Great Britain .. Victoria .. Queensland .. New Zealand .. South Australia .. New Caledonia .. South Sea Islands .. Shanghai ..	Great Britain ..	....	....	....	1	1 pkg.	....	2
		Victoria ..	87	....	87	16	103 pkgs.	54	12
		Queensland ..	2,725	....	2,725	844	3,569 "	4,726	1,750
		New Zealand ..	676	....	676	734	1,410 "	665	806
		South Australia ..	174	....	174	....	174 "	76	....
		New Caledonia ..	30	....	30	19	49 "	40	36
		South Sea Islands ..	103	....	103	18	121 "	126	34
Shanghai ..	1	....	1	....	1 "	5	....		
	3,796	....	3,796	1,632	5,428 pkgs.	5,692	2,640		
Turpentine and Varnish	Great Britain .. Victoria .. Queensland .. New Zealand .. Tasmania .. New Caledonia ..	Great Britain ..	....	....	....	5	5 galls.	....	3
		Victoria ..	....	....	....	204	204 "	....	102
		Queensland ..	....	....	....	797	797 "	....	404
		New Zealand ..	....	....	....	101	101 "	....	43
		Tasmania ..	....	....	....	52	52 "	....	37
New Caledonia ..	....	....	....	50	50 "	....	23		
	....	....	....	1,209	1,209 galls.	....	612		
Twine and Thread	Victoria .. Queensland .. New Zealand .. South Australia ..	Victoria ..	....	....	....	7	7 pkgs.	....	167
		Queensland ..	....	....	....	24	24 "	....	170
		New Zealand ..	....	....	....	13	13 "	....	115
		South Australia ..	....	....	....	3	3 "	....	6
	....	....	....	47	47 pkgs.	....	458		

STATISTICS OF

EXPORTS—continued.

ARTICLES.	COUNTRIES TO WHICH EXPORTED.	QUANTITIES.					VALUE IN STERLING.		
		Produce and Manufactures of the Colony.			British, Foreign, and other Colonial Produce and Manufactures.	Total.	Produce and Manufactures of the Colony.	British, Foreign, and other Colonial Produce and Manufactures.	Total.
		In British Vessels.	In Foreign Vessels.	Total.					
Vinegar	Queensland .. ..	141	....	141	4,495	4,636 galls.	18	500	518
	New Zealand .. ..	....	....	....	260	260 "	....	35	35
Vinegar	Western Australia ..	....	....	....	35	35 "	....	6	6
	Tasmania .. ..	....	....	....	50	50 "	....	5	5
	New Caledonia .. ..	....	....	....	80	80 "	....	10	10
	South Sea Islands ..	15	....	15	....	15 "	1	....	1
			156	....	156	4,920	5,076 galls.	19	556
Whalebone	Great Britain	....	....	....	138	138 cwt.	....	1,143	1,143
Whiting and Chalk	Queensland .. ..	....	....	....	134	134 pkgs.	....	156	156
	New Zealand .. ..	....	....	....	13	13 "	....	12	12
	South Australia .. ..	....	....	....	10	10 "	....	25	25
	South Sea Islands ..	....	....	....	1	1 "	....	1	1
	New Caledonia .. ..	....	....	....	6	6 "	....	7	7
		....	....	....	164	164 pkgs.	....	201	201
Wine	Great Britain .. ..	553	....	553	20,559	21,112 galls.	283	9,140	9,423
	Victoria .. ..	294	....	294	42,128	42,422 "	213	19,394	19,607
	Queensland .. ..	3,006	....	3,006	64,693	67,699 "	1,833	29,203	31,036
	New Zealand .. ..	1,595	....	1,595	16,147	17,742 "	1,069	8,125	9,194
	South Australia .. ..	....	40	40	1,270	1,310 "	20	386	406
	Tasmania .. ..	158	....	158	....	158 "	118	....	118
	Western Australia ..	100	....	100	....	100 "	50	....	50
	New Caledonia .. ..	60	....	60	10,791	10,851 "	25	2,781	2,806
	South Sea Islands ..	61	82	143	769	912 "	75	396	471
	Mauritius .. ..	6	....	6	25	31 "	6	14	20
	Point de Galle .. ..	2	....	2	....	2 "	2	....	2
	Shanghai .. ..	....	....	....	51	51 "	....	20	20
Bourbon .. ..	....	15	15	28	43 "	20	15	35	
		5,835	137	5,972	156,461	162,433 galls.	3,714	69,474	73,188
Wire	Queensland .. ..	....	....	....	960	960 pkgs.	....	736	736
	New Zealand .. ..	....	....	....	14	14 "	....	38	38
	South Australia .. ..	....	....	....	204	204 "	....	150	150
	New Caledonia .. ..	....	....	....	125	125 "	....	137	137
		....	....	....	1,303	1,303 pkgs.	....	1,061	1,061
Wool	Great Britain .. ..	18,414,530	....	18,414,530	6,457,558	24,872,088 lbs.	1,628,493	591,570	2,220,063
	Victoria .. ..	....	....	....	8,600	8,600 "	....	804	804
		18,414,530	....	18,414,530	6,466,158	24,880,688 lbs.	1,628,493	592,374	2,220,867
Woollens	Great Britain .. ..	....	....	....	1	1 pkg.	....	22	22
	Victoria .. ..	39	....	39	1	40 pkgs.	1,737	25	1,762
	Queensland .. ..	1	....	1	17	18 "	14	774	788
	New Zealand .. ..	13	....	13	2	15 "	499	72	571
	Tasmania .. ..	2	....	2	....	2 "	120	....	120
New Caledonia .. ..	....	....	....	2	2 "	....	14	14	
		55	....	55	23	78 pkgs.	2,370	907	3,277
Woolpacks	Great Britain .. ..	....	....	....	5	5 pkgs.	....	30	30
	Queensland .. ..	....	....	....	279	279 "	....	5,940	5,940
	New Zealand .. ..	....	....	....	39	39 "	....	292	292
	Tasmania .. ..	....	....	....	8	8 "	....	136	136
	South Sea Islands ..	....	....	....	2	2 "	....	18	18
		....	....	....	333	333 pkgs.	....	6,416	6,416
Zinc	Great Britain .. ..	....	....	....	60	60 cwt.	....	60	60
	Queensland .. ..	....	....	....	11	11 "	....	26	26
	New Zealand .. ..	....	....	....	2	2 "	....	6	6
	New Caledonia .. ..	....	....	....	9	9 "	....	16	16
	South Sea Islands ..	....	....	....	20	20 "	....	45	45
		....	....	....	102	102 cwt.	....	153	153
TOTAL VALUE OF EXPORTS..		£	....	....	....	.....	5,746,678	2,370,539	8,117,217

## NEW SOUTH WALES—1864.

93

## IMPORTS AND EXPORTS.

## IMPORTS.

No. 43.—DECENNIAL RETURN of the Total Value of Imports into the Colony, distinguishing the Countries from whence Imported.

YEAR.	From Great Britain.	FROM BRITISH COLONIES.							From South Sea Islands.	From Fisheries.	From United States of America.	From Foreign States.	GENERAL TOTAL.
		Victoria.	South Australia.	Tasmania.	New Zealand.	Queensland.	Other British Possessions.	Total.					
	£	£	£	£	£	£	£	£	£	£	£	£	£
1855	2,710,267	....	....	....	178,131	....	301,441	479,572	59,334	30,780	290,048	1,098,518	4,668,519
1856	3,475,359	....	....	....	177,698	....	477,271	654,969	59,029	39,020	348,550	884,044	5,460,971
1857	3,864,901	....	....	....	131,906	....	1,514,200	1,646,106	41,804	31,434	274,645	870,518	6,729,408
1858	3,770,714	....	....	....	157,653	....	973,496	1,131,149	48,381	13,840	355,898	739,384	6,059,366
1859	3,636,505	692,157	87,197	92,705	130,521	98,376	350,805	1,451,761	53,820	9,837	201,102	1,244,028	6,597,053
1860	4,160,307	870,780	140,357	105,153	140,436	489,818	248,403	1,994,947	45,108	10,995	423,101	884,827	7,519,285
1861	3,062,435	875,644	272,583	92,792	135,972	601,902	359,748	2,338,641	38,409	11,396	254,999	685,675	6,391,555
1862	4,814,264	1,023,250	325,769	96,600	378,009	632,394	612,071	3,068,593	64,234	27,608	196,601	1,163,345	9,334,645
1863	4,541,485	798,240	309,133	85,591	278,772	678,052	522,281	2,672,069	88,224	9,431	220,462	787,905	8,319,576
1864	3,856,161	1,942,001	611,993	89,890	715,278	1,011,884	535,258	4,906,304	46,447	23,937	308,249	694,944	9,836,042

## EXPORTS.

No. 44.—DECENNIAL RETURN of the Total Value of Exports from the Colony, distinguishing the Countries to which Exported.

YEAR.	To Great Britain.	TO BRITISH COLONIES.							To South Sea Islands.	To Fisheries.	To United States of America.	To Foreign States.	GENERAL TOTAL.
		Victoria.	South Australia.	Tasmania.	New Zealand.	Queensland.	Other British Possessions.	Total.					
	£	£	£	£	£	£	£	£	£	£	£	£	£
1855	1,499,792	....	....	....	292,546	....	997,491	1,290,037	26,373	1,499	8,758	57,671	2,884,130
1856	1,660,187	....	....	....	320,963	....	1,269,277	1,590,240	53,624	47	3,628	123,154	3,430,880
1857	1,987,703	....	....	....	377,165	....	1,311,545	2,088,710	42,436	15	7,204	285,884	4,011,952
1858	1,238,621	....	....	....	443,843	....	2,117,966	2,561,809	71,238	....	23,194	291,415	4,186,277
1859	1,868,092	1,406,045	62,775	55,624	369,589	43,730	213,174	2,150,937	50,334	329	23,686	674,671	4,768,049
1860	1,482,717	1,501,536	68,108	49,293	442,861	583,047	421,176	3,066,021	37,814	126	8,835	476,507	5,072,020
1861	2,037,550	1,175,082	47,739	37,844	465,408	643,426	656,162	3,025,661	32,875	409	11,311	486,533	5,594,839
1862	2,143,497	1,306,433	191,007	40,319	638,656	926,082	1,622,715	4,725,212	62,145	303	9,864	161,541	7,102,562
1863	2,287,357	578,340	115,588	26,890	638,915	1,070,895	2,033,473	4,459,101	67,513	....	17,219	105,649	6,936,839
1864	2,559,380	992,476	57,952	23,363	1,043,040	1,309,675	1,946,556	5,379,062	72,011	....	17,127	89,637	8,117,217

## STATISTICS OF

IMPORTS AND EXPORTS—*continued.*

## IMPORTS AND EXPORTS.

No. 45.—DECENNIAL RETURN of the Value of IMPORTS into and EXPORTS from the Colony, the Produce and Manufacture of the United Kingdom, British Colonies, and Foreign States.

YEAR.	IMPORTS.				EXPORTS.				
	Articles the Produce or Manufacture of the United Kingdom.	Articles the Produce or Manufacture of other British Dominions.	Articles the Produce or Manufacture of Foreign States.	TOTAL.	Articles the Produce or Manufacture of New South Wales.	Articles the Produce or Manufacture of the United Kingdom.	Articles the Produce or Manufacture of other British Dominions.	Articles the Produce or Manufacture of Foreign States.	TOTAL.
	£	£	£	£	£	£	£	£	£
1855	2,569,790	318,836	1,779,893	4,668,519	2,009,850	600,180	47,020	227,080	2,884,130
1856	3,140,873	333,434	1,986,664	5,460,971	2,132,337	754,649	55,587	487,807	3,430,880
1857	3,797,350	1,640,520	1,291,538	6,729,408	2,915,411	1,096,541*			4,011,952
1858	3,438,846	1,467,849	1,152,671	6,059,366	2,769,136	1,417,141*			4,186,277
1859	6,597,053*			6,597,053	3,869,916	898,193*			4,768,049
1860	7,519,285*			7,519,285	3,731,842	1,340,178*			5,072,020
1861	6,391,555*			6,391,555	4,009,269	1,594,570*			5,594,839
1862	9,334,645*			9,334,645	4,919,772	2,182,790*			7,102,562
1863	8,319,576*			8,319,576	4,586,687	2,350,152*			6,936,839
1864	9,836,042*			9,836,042	5,746,678	2,370,539*			8,117,217

\* The Customs Returns do not afford the means of classifying the Imports and Exports under the separate heads.

N.B.—These Returns do not include the overland traffic between New South Wales, Victoria, South Australia, and Queensland—See pp. 106—120.

## IMPORT OF GRAIN, &amp;c.

No. 46.—DECENNIAL RETURN of the Quantity and Value of GRAIN, &c., Imported into the Colony.

YEAR.	WHEAT.	MAIZE.	BARLEY, OATS, MALT, AND HOPS.	FLOUR AND BREAD.	RICE.	POLLARD, BRAN, GRAM, AND DHOLL.	PEAS, BEANS, AND RYE.	ARROWROOT, SAGO, PEARL BARLEY, AND OATMEAL.	POTATOES AND YAMS.	VALUE.
	Bushels.	Bushels.	Bushels.	bs.	lbs.				Tons.	£
1855	836,363	5,483	{ 214,288 642 pkgs. }	16,050,000	3,709,440	90,824 bush.	764 pkgs.	2,569 pkgs.	5,612	756,116
1856	333,244	534	{ 108,470 3,065 pkgs. }	32,979,500	4,664,800	33,836 "	{ 2,084 " 1,004 bush. }	3,659 "	2,542	655,395
1857	260,364	2,335	{ 116,552 2,227 pkts. }	21,161,000	2,584,512	37,158 "	{ 1,097 brls. 40 bush. }	{ 2,399 cwt. 5,911 brls. }	3,841½	449,597
1858	228,942	30	{ 221,566 2,358 pkts. }	18,990,000	7,123,200	63,762 "	{ 5,168 " 510 brls. }	{ 2,185 cwt. 1,821 casks }	3,392	500,924
1859	289,370	14,216	{ 174,448 689 pkts. }	6,604,300	10,799,712	52,860 "	{ 623 " 5,779 bush. }	{ 2,483 cwt. 3,566 casks }	3,394	341,718
1860	763,563	1,100	{ 110,776 1,560 pkts. }	20,786,000	8,872,640	17,726 "	{ 497 brls. 1,066 bush. }	{ 4,354 cwt. 3,462 casks }	3,561½	630,662
1861	577,314	973½	{ 117,851 883 pkts. }	30,296,000	11,992,960	{ 60,538 " 50½ tons }	{ 4,029 " 100 brls. }	{ 664½ cwt. 414 pkgs. 1,481 casks }	3,623	583,425
1862	446,640	588	{ 175,543 1,075 pkts. }	29,346,000	9,073,720	{ 214,244 bush. 213 tons }	{ 346 bush. 470 brls. 68 pkgs. }	{ 3,293 cwt. 2,486 casks 29 cases }	4,055½	558,386
1863	612,366	4,521	107,359	28,495,000	10,795,680	142,544 bush.	{ 4,035 bush. 835 brls. }	{ 3,926 cwt. 5,480 casks 435 pkgs. }	7,030½	577,126
1864	1,163,914	63	{ 101,374 2,048 pkts. }	47,226,500	14,594,160	66,979 "	{ 196 bush. 1,088 brls. }	{ 1,980 cwt. 2,974 casks }	9,598	1,102,798

NOTE.—The Flour and Bread are calculated at 2,000 lbs. to the Ton.

NEW SOUTH WALES—1864.

IMPORTS AND EXPORTS—*continued.*

EXPORT OF GRAIN, &c.—THE PRODUCE OF THE COLONY.

No. 47.—DECENNIAL RETURN of the Quantity and Value of GRAIN, &c., Exported from the Colony.

YEAR.	WHEAT.	MAIZE.	BARLEY, OATS, AND MALT.	FLOUR AND BREAD.	POTATOES.	VALUE.
	Bushels.	Bushels.	Bushels.	Pounds.	Tons.	£
1855	15,310	37,015	34,852	2,171,008	869	91,644
1856	3,093	258,880	55,790	1,430,016	293½	84,517
1857	3,680	151,197	31,383	1,254,400	661¾	86,506
1858	.....	129,051	32,647	911,008	494	61,773
1859	20,458	404,505	27,993	1,115,408	2,508	100,900
1860	3,277	559,226	5,057	3,484,208	333½	150,465
1861	3	132,429	16,150	5,142,592	1,049	84,986
1862	5,147	461,108	31,619	6,924,960	770	153,061
1863	2,179	694,913	13,059	5,293,700	1,110½	185,740
1864	8,526	523,308	15,535	6,071,500	1,440¼	197,453

1864.—The Estimated Total Value of Grain, &c., Exported, was £330,618.

IMPORT OF BUTTER AND CHEESE.

No. 48.—DECENNIAL RETURN of the Quantity and Value of BUTTER and CHEESE Imported into the Colony.

YEAR.	QUANTITY.	VALUE.	YEAR.	QUANTITY.	VALUE.
	lbs.	£		lbs.	£
1855	800,364	65,072	1860	587,524	29,291
1856	879,360	56,995	1861	309,792	14,958
1857	1,173,480	50,025	1862	462,028	18,859
1858	642,544	28,395	1863	355,344	32,041
1859	1,517,376	29,414	1864	550,256	22,704

EXPORT OF BUTTER AND CHEESE—THE PRODUCE OF THE COLONY.

No. 49.—DECENNIAL RETURN of the Quantity and Value of BUTTER and CHEESE Exported from the Colony.

YEAR.	QUANTITY.	VALUE.	YEAR.	QUANTITY.	VALUE.
	lbs.	£		lbs.	£
1855	79,390	6,636	1860	623,559	33,527
1856	242,032	9,824	1861	599,536	20,754
1857	280,908	12,547	1862	491,624	19,091
1858	136,990	6,121	1863	647,360	22,550
1859	405,160	18,907	1864	1,212,848	43,261

1864.—The Estimated Total Value Exported was £47,475.



STATISTICS OF

IMPORTS AND EXPORTS—continued.

IMPORT OF LIVE STOCK SEAWARD.

No. 50.—DECENNIAL RETURN of LIVE STOCK Imported into the Colony.

YEAR.	DESCRIPTION OF STOCK.					VALUE.	YEAR.	DESCRIPTION OF STOCK.					VALUE.
	Horses.	Horned Cattle.	Sheep.	Goats.	Hogs.			Horses.	Horned Cattle.	Sheep.	Goats.	Hogs.	
	No.	No.	No.	No.	No.	£		No.	No.	No.	No.	No.	£
1855	14	4	29	....	183	4,557	1860	121	97	526	2	10	35,954
1856	19	31	74	7	654	5,568	1861	91	51	4,640	....	70	26,293
1857	30	52	75	....	....	9,094	1862	96	10	4,429	....	10	20,247
1858	41	50	211	....	....	13,222	1863	64	24	1,643	....	....	20,176
1859	65	95	248	2	6	27,170	1864	74	12	406	....	72	16,836

1858.—Imported in addition to the above, 230 Alpacas; value, £15,000.

EXPORT OF LIVE STOCK SEAWARD—THE PRODUCE OF THE COLONY.

No. 51.—DECENNIAL RETURN of LIVE STOCK Exported from the Colony.

YEAR.	DESCRIPTION OF STOCK.					VALUE.	YEAR.	DESCRIPTION OF STOCK.					VALUE.
	Horses.	Horned Cattle.	Sheep.	Mules and Asses.	Hogs.			Horses.	Horned Cattle.	Sheep.	Mules and Asses.	Hogs.	
	No.	No.	No.	No.	No.	£		No.	No.	No.	No.	No.	£
1855	1,282	4,125	23,052	....	3	75,107	1860	1,639	885	11,914	3	35	54,804
1856	1,948	2,677	23,103	....	225	54,744	1861	1,479	644	11,498	....	68	49,280
1857	1,039	558	14,361	....	20	28,185	1862	1,263	708	38,485	....	75	62,057
1858	1,865	850	19,977	....	19	75,016	1863	2,896	8,653	8,898	....	156	109,321
1859	2,321	8,847	11,675	10	24	73,834	1864	3,936	18,498	21,618	....	595	166,552

1864.—The Estimated Total Value of Live Stock Exported was £168,312.

IMPORT OF SALT MEAT.

No. 52.—DECENNIAL RETURN of the Quantity and Value of SALT MEAT Imported into the Colony.

YEAR.	BEEF, PORK, BACON, HAMS, &c.	PRESERVED MEATS.	VALUE.	YEAR.	BEEF, PORK, BACON, HAMS, &c.	PRESERVED MEATS.	VALUE.
	Quantity.	Quantity.	£		Quantity.	Quantity.	£
1855	{ 149 tons 8 cwt. 11,895 packages }	240 packages	28,800	1860	11,820½ cwt.	178 cases	36,943
1856	10,322 "	821 "	50,833	1861	{ 4,772½ " 27 crates and 800 carcasses of mutton }	324 "	19,959
1857	8,408½ cwt.	912 "	33,866	1862	4,903½ cwt.	661 "	25,170
1858	3,565 "	1,411 cases	21,377	1863	7,951 "	1,890 "	33,503
1859	6,673¼ "	1,569 "	35,071	1864	13,827¼ "	481 "	44,765

EXPORT OF SALT MEAT—THE PRODUCE OF THE COLONY.

No. 53.—DECENNIAL RETURN of the Quantity and Value of SALT MEAT Exported from the Colony.

YEAR.	BEEF, PORK, AND MUTTON.	BACON AND HAMS.	TONGUES.	PRESERVED MEATS.	VALUE.
	Quantity.	Quantity.	Quantity.	Quantity.	£
1855	2,433 casks	77 packages	.....	1,151 tins	22,686
1856	2,002 "	146 "	252 packages	1,350 "	9,999
1857	3,314 "	236 "	20 kegs	46 packages	14,426
1858	2,822 "	{ 90 16 cwt. }	3 barrels	.....	11,031
1859	13,241 cwt.	635½ "	20 cwt.	60 packages	21,589
1860	16,077 "	378¾ "	5 "	18 "	22,478
1861	12,391 "	1,056 "	79 "	5 "	18,513
1862	11,881 "	1,383½ "	79 "	20 "	18,488
1863	18,708 "	898 "	188 "	67 "	25,754
1864	21,818 "	1,368 "	71 "	95 "	28,270

1864.—The Estimated Total Value of Salt Meat Exported was £37,503.

N.B.—Imported in 1864, in addition to the Quantities of Provisions, &c., stated in the foregoing Decennial Tables, 6,467 packages Chinese Provisions, unclassified; stated Value, £16,392.

Exported in 1864, in addition to the Quantities of Provisions, &c., stated in the foregoing Decennial Tables, 51 packages Chinese Provisions, unclassified; stated Value, £340.

NEW SOUTH WALES—1864.

IMPORTS AND EXPORTS—continued.

IMPORT OF HIDES AND LEATHER.

No. 54.—DECENNIAL RETURN of the Quantity and Value of HIDES and LEATHER Imported into the Colony.

YEAR.	HIDES.				LEATHER.		VALUE.
	HORNED CATTLE.	SHEEP AND GOAT.	KANGAROO AND OPOSSUM.	ALL OTHER.	MANUFACTURED. (Boots and Shoes.)	UNMANUFACTURED.	
	Quantity.	Quantity.	Quantity.	Quantity.	Quantity.	Packages.	£
1855	1,201 No.	3,109 No.	5,219 No.	500 No.	6,737 trunks	68	171,971
1856	3,259 "	255 pkgs.	20 "	8 "	9,789 "	107	215,732
1857	2,921 "	7,437 No.	8 cases	11 cases	16,139 "	66	409,284
1858	9,809 "	{ 234 bundles 3,943 No. }	2 "	.....	12,351 "	159	327,021
1859	8,754 No. & 2 casks	761 bundles	11 bundles	19 No.	12,662 "	181	298,862
1860	24,332 No.	1,295 "	14 "	46 pkgs.	18,823 "	215	410,031
1861	24,853 "	1,942 " & 2 cases	7 cases	5 "	15,463 "	570	352,339
1862	23,042 "	1,226 "	6 "	26 " &c.	17,716 "	556	403,505
1863	12,231 "	1,909 "	494 No.	41 " "	14,705 "	177	278,812
1864	32,638 "	1,775½ "	13 cases	104 "	19,450 "	214	397,793

EXPORT OF HIDES AND LEATHER—THE PRODUCE OF THE COLONY.

No. 55.—DECENNIAL RETURN of the Quantity and Value of HIDES and LEATHER Exported from the Colony.

YEAR.	HIDES.				LEATHER.		VALUE.
	HORNED CATTLE.	KANGAROO.	SHEEP AND GOAT.	ALL OTHER.	MANUFACTURED. (Boots and Shoes.)	UNMANUFACTURED.	
	Quantity.	Quantity.	Quantity.	Quantity.	Quantity.	Quantity.	£
1855	54,035 No.	.....	37,390 No.	.....	125 trunks	594 pkgs.	42,782
1856	90,003 "	.....	79 pkgs.	4 pkgs.	77 "	380 "	64,638
1857	107,468 "	.....	128 "	.....	17 "	474 "	122,653
1858	80,411 " 364 casks	.....	99 "	54 pkgs.	36 "	402 "	61,844
1859	126,193 "	2 pkgs.	349 "	367 "	24 pkgs.	511 "	98,542
1860	99,178 "	.....	99 "	784 "	59 "	345 "	90,554
1861	106,068 "	.....	50 "	519 "	188 "	2,439 "	100,459
1862	126,805 "	.....	26 "	239 "	197 "	844 "	105,458
1863	149,964 "	.....	157 "	17 "	224 "	1,257 "	119,004
1864	178,278 "	.....	87 "	10 "	375 "	1,048 "	129,122

1864.—The Estimated Total Value Exported was £226,719.  
1864.—Exported in addition to the above, the produce of the Colony, 586 pkgs. saddlery and harness; Estimated Value, £11,666.

EXPORT OF WOOL—THE PRODUCE OF THE COLONY.

No. 56.—DECENNIAL RETURN of the Quantity and Value of Wool Exported from the Colony.

YEAR.	QUANTITY.	VALUE.	YEAR.	QUANTITY.	VALUE.
	lbs.	£		lbs.	£
1855	17,671,684	1,078,017	1860	12,809,362	1,123,699
1856	19,200,341	1,303,070	1861	12,745,891	1,396,426
1857	17,044,201	1,275,067	1862	13,482,139	1,283,818
1858	18,553,835	1,126,486	1863	14,791,849	1,262,274
1859	16,988,016	1,458,005	1864	18,414,530	1,628,493

1864.—The Estimated Total Value Exported was £2,220,867.

EXPORT OF TALLOW—THE PRODUCE OF THE COLONY.

No. 57.—DECENNIAL RETURN of the Quantity and Value of TALLOW Exported from the Colony.

YEAR.	QUANTITY.	VALUE.	YEAR.	QUANTITY.	VALUE.
	cwt.	£		cwt.	£
1855	57,325	123,255	1860	13,647	23,794
1856	77,314	137,202	1861	60,638	60,816
1857	37,574	82,134	1862	71,281	104,030
1858	29,085	53,186	1863	17,709	31,221
1859	17,376	37,275	1864	61,056	100,654

1864.—The Estimated Total Value Exported was £111,852.

## STATISTICS OF

IMPORTS AND EXPORTS—*continued.*

## IMPORT OF TIMBER.

## No. 58.—DECENNIAL RETURN of the Quantity and Value of TIMBER Imported into the Colony.

YEAR.	DEALS AND BATTENS.	PINE, &C.	WROUGHT.	SHINGLES.	LATHS.	PALINGS.	SANDAL-WOOD.	VALUE.
	Quantity.	Quantity.	Quantity.	No.	Quantity.	Quantity.	Tons.	£
1855	242,036 No.	5,530,801 feet 534,677 packages 761 spars	112 houses	1,323,000	854,900 No.	237,025 No.	290	134,312
1856	396,871 "	4,127,004 feet 400 spars	480 pkgs. (houses)	2,050,397	1,514,375 "	282,885 "	150	90,175
1857	2,215,667 feet	5,715,912 feet 8,000 pieces 164,447 spars	.....	3,978,570	178,387 "	746,981 "	346	409,142
1858	{ 138,238 275,834 No.	10,250,054 feet 173 spars	.....	3,209,973	675,439 "	520,094 "	103	146,823
1859	129,226 "	6,472,054 feet 685 spars 4,400 posts and rails 1,385 pieces cedar 11 boat knees 69,630 pickets	.....	2,421,300	1,092,000 "	572,051 "	66	96,668
1860	79,700 "	7,153,646 feet 344,766 feet cedar 612 spars 4,090 posts and rails 750 pickets 20 tons firewood	.....	1,802,100	479,420 "	382,326 "	3½	106,397
1861	285,564 "	4,014,774 feet 37,200 " cedar 8,980 " oak 139 spars 25,500 posts and rails 2 logs teak 43,750 pieces timber 24 " gum 169 " pine 28 tons firewood	.....	2,008,100	60,500 "	569,156 "	152	68,271
1862	{ 34,298 " 156,800 feet	4,613,337 feet 144,281 pieces 1,000 vine poles 367 spars 85 tons firewood	.....	902,768	283,700 "	521,749 "	233	72,993
1863	{ 208,410 No. 156,190 feet	8,385,999 feet 3,081 spars	.....	1,311,200	277,321 "	658,127 "	7	88,832
1864	{ 33,440 No. 82,061 feet	6,579,111 feet 78 spars 13 logs	.....	2,750,236	41,249 "	623,233 "	31	91,044

## EXPORT OF TIMBER—THE PRODUCE OF THE COLONY.

## No. 59.—DECENNIAL RETURN of the Quantity and Value of TIMBER Exported from the Colony.

YEAR.	CEDAR.	HARDWOOD, &C.	WROUGHT.	SHINGLES.	LATHS.	PALINGS.	TREENAILS AND SPOKES.	VALUE.
	Quantity.	Quantity.	Quantity.	No.	Quantity.	No.	No.	£
1855	1,443,202 feet	609,800 feet 65,829 pieces	.....	.....	.....	5,200	32,772	44,777
1856	2,619,757 "	353,666 feet 164,868 pieces	.....	50,000	.....	3,000	59,903	42,333
1857	3,047,656 "	198,188 feet 24,855 pieces	.....	30,000	.....	3,630	239,446	43,734
1858	2,514,851 "	500 posts and rails 490,694 feet 4 logs 2,900 felloes 695,695 No.	.....	563 bndls.	140,000 pkgs.	.....	165,357	36,645
1859	2,159,690 "	430 pairs stocks 6,021 posts and rails 3,240 battens 331,753 feet 3 spars	2 houses	374,000 No.	488 bndls.	51,650	330,628	47,154
1860	2,061,813 "	424 pairs stocks 768 posts and rails 1,001 feet battens 351,000 feet all other 86,610 feet	5 houses	1,178 bndls.	.....	28,900	213,639	28,186
1861	940,571 "	200 stocks, &c. 642 posts and rails 757,494 feet, all other	2 houses	8,813 "	60 bndls.	50,600	91,345	19,554
1862	473,143 "	1,000,201 feet 176 spars, &c. 1,000 posts and rails 1,679,011 feet	6 houses	400,800 "	.....	77,956	712,097	25,318
1863	1,502,777 "	450 posts and rails 546 stocks and naves 184 spars	.....	11,879 "	7,662 bndls.	109,894	230,399	42,190
1864	604,046 "	2,767,029 feet 71 spars 581 pairs stocks and naves 4,580 posts and rails	.....	16,735 "	4,225 "	156,155	210,460	37,772

1864.—The Estimated Total Value of Timber Exported was £47,419.

## NEW SOUTH WALES—1864.

99

IMPORTS AND EXPORTS—*continued.*

## EXPORT OF COAL—THE PRODUCE OF THE COLONY.

No. 60.—DECENNIAL RETURN of the Quantity and Value of COAL Exported from the Colony.

YEAR.	QUANTITY.	VALUE.	YEAR.	QUANTITY.	VALUE.
	Tons.	£		Tons.	£
1855	* 61,484	58,893	1860	233,877	183,761
1856	* 84,086	65,730	1861	207,780	160,965
1857	96,457	45,960	1862	308,782	245,422
1858	113,649	89,200	1863	298,038	220,181
1859	173,935	132,984	1864	372,466	212,488

\* Includes Coke.

1855 and 1856.—The produce of the Colony not distinguished from British or Foreign, &amp;c.

## EXPORT OF OIL, &amp;c.—THE PRODUCE OF THE FISHERIES.

No. 61.—DECENNIAL RETURN of the Quantity and Value of OIL, &amp;c., Exported from the Colony.

YEAR.	SPERM WHALE.	BLACK WHALE.	WHALEBONE.	SEAL SKINS.	VALUE.
	Tons.	Tons.	Cwt.	Quantity.	£
1855	247	2½	....	.....	20,770
1856	322	13	....	.....	25,355
1857	364	33	9	.....	32,306
1858	1,438 casks	3,024 gallons	....	.....	1,450
1859	....	9 tons	....	Dugong Oil, 83 gallons	532
1860	....	....	19	„ 4 pkgs.	136
1861	....	....	....	.....	.....
1862	....	....	....	.....	.....
1863	....	....	....	.....	.....
1864	....	....	....	.....	.....

1864.—The Estimated Total Value of Oil Exported was £10,643.

## EXPORT OF GOLD—THE PRODUCE OF THE COLONY.

No. 62.—DECENNIAL RETURN of the Quantity and Value of GOLD Exported from the Colony.

YEAR.	QUANTITY.	VALUE.	YEAR.	QUANTITY.	VALUE.
	ozs. dwts. grs.	£		ozs. dwts. grs.	£
1855	64,384 14 3	209,250	1860	483,012 7 15	1,876,049
1856	42,463 17 1	138,007	1861	488,293 4 0	1,890,908
1857	253,564 12 0	983,850	1862	699,566 0 0	2,715,087
1858	254,907 0 0	994,960	1863	605,722 7 0	2,361,949
1859	435,995 0 0	1,698,078	1864	758,109 0 0	2,952,471

**STATISTICS OF**  
**IMPORTS AND EXPORTS—continued.**  
**GOLD AND COIN EXPORTED.**

**No. 63.—RETURN** shewing the Quantity and Value of GOLD DUST and COIN Exported from the Colony in the Year 1864, and the Countries to which the same have been sent.

	QUANTITY.		VALUE.	COUNTRIES.		QUANTITY.		VALUE.	COUNTRIES.
	ozs. dwts.		£			boxes.	£		
Gold	4	10	15	New Zealand.	Coin	134		665,000	Victoria.
						15		65,200	Queensland.
	64,063	10	257,101	Point de Galle.		71		323,787	New Zealand.
						327		1,570,229	Point de Galle.
	14,096	0	47,839	Hong Kong.		5		22,500	Mauritius.
					1		800	South Sea Islands.	
	78,169	0	304,955*			553	2,647,516†		

\* Gold ..... 304,955  
† Coin ..... 2,647,516  
Total Value...£ 2,952,471

**WHALE FISHERIES.**

**No. 64.—DECENNIAL RETURN** of the SHIPS and VESSELS engaged in the FISHERIES that have visited Port Jackson; distinguishing those that are Colonial, British, or Foreign, with the Tonnage of each description, and Estimated Value of the Cargoes disposed of by the last-mentioned class, for payment for Repairs, Refitting, and Refreshment.

YEAR.	DESCRIPTION OF VESSELS.						DESCRIPTION AND VALUE OF CARGO DISPOSED OF BY FOREIGN SHIPS.			
	COLONIAL.		BRITISH.		FOREIGN.		SPERM OIL.	BLACK OIL.	WHALEBONE.	VALUE.
	No.	Tonnage.	No.	Tonnage.	No.	Tonnage.	Tuns.	Tuns.	Cwt.	£
1855	13	2,504	....	.....	2	702	18	10	.....	1,760
1856	25	4,883	....	.....	6	1,789	.....	.....	.....	.....
1857	20	4,417	....	.....	10	3,191	59	0½	.....	4,320
1858	17	3,559	....	.....	3	1,236	7	.....	.....	600
1859	9	1,861	....	.....	9	3,246	259	7½	27	16,870
1860	7	1,185	1	116	4	1,592	63	30	13½	5,010
1861	5	722	....	.....	8	3,042	29½	106½	2½	5,237
1862	9	1,540	....	.....	8	2,840	465	73	11	16,732
1863	6	1,131	....	.....	5	1,607	50	17	.....	5,230
1864	3	822	....	.....	7	2,383	133	111	120	20,850

**FISHERIES.**

**No. 65.—DECENNIAL RETURN** of FISHERIES, shewing the Number of Vessels employed, and the Quantity of Oil, &c., obtained, and its Value.

YEAR.	NUMBER OF SHIPS EMPLOYED.	DESCRIPTION OF FISH, QUANTITY, AND VALUE.								TOTAL VALUE.
		SPERM OIL.		BLACK OIL.		WHALEBONE.		TORTOISE-SHELL.		
		Quantity.	Value.	Quantity.	Value.	Quantity.	Value.	Quantity.	Value.	
		Tuns.	£	Tuns.	£	Tons cwt.	£	lbs.	£	£
1855	13	376	23,060	50½	2,000	.....	.....	800	720	30,780
1856	31	484	33,720	.....	.....	.....	.....	350	300	39,020
1857	30	366	23,580	59	2,690	0 8	66	88	98	31,434
1858	20	177	12,598	25	1,000	1 0	250	.....	.....	13,848
1859	18	258	11,134	264½	10,536	4 7	745	4,403	3,873	26,288
1860	12	93½	6,539	210½	6,357	11 0	2,535	5,688	2,254	17,685
1861	13	103	7,320	124	3,600	3 10	90	.....	.....	11,010
1862	17	565	17,812	285	9,000	0 11	390	100	51	27,253
1863	11	87½	7,155	56	2,140	.....	.....	.....	.....	9,295
1864	10	183	13,370	111	4,730	6 0	2,750	.....	.....	20,850

# SHIPPING.

## VESSELS INWARDS.

No. 66.—NUMBER, TONNAGE, and CREWS of VESSELS ENTERED at Ports in the Colony of New South Wales, from each Country, in the Year 1864.

COUNTRIES WHENCE ARRIVED.	BRITISH.									FOREIGN.									TOTAL.									
	WITH CARGOES.			IN BALLAST.			TOTAL.			WITH CARGOES.			IN BALLAST.			TOTAL.			WITH CARGOES.			IN BALLAST.			TOTAL.			
	Vessels.	Tons.	Crews.	Vessels.	Tons.	Crews.	Vessels.	Tons.	Crews.	Vessels.	Tons.	Crews.	Vessels.	Tons.	Crews.	Vessels.	Tons.	Crews.	Vessels.	Tons.	Crews.	Vessels.	Tons.	Crews.	Vessels.	Tons.	Crews.	
Bourbon .....	..	..	..	..	..	..	..	..	..	4	1,548	57	..	..	..	4	1,548	57	4	1,548	57	..	..	..	4	1,548	57	
Ceylon .....	15	8,253	2,238	..	..	..	15	8,253	2,238	..	..	..	..	..	..	15	8,253	2,238	15	8,253	2,238	..	..	..	15	8,253	2,238	
China .....	8	2,048	116	..	..	..	8	2,048	116	1	168	9	..	..	..	1	168	9	9	2,216	125	..	..	..	9	2,216	125	
Cape of Good Hope .....	..	..	..	1	83	8	1	83	8	..	..	..	..	..	..	..	..	..	..	..	1	83	8	..	..	..	1	83
Chili .....	3	1,123	41	..	..	..	3	1,123	41	8	2,648	102	..	..	..	8	2,648	102	11	3,771	143	..	..	..	11	3,771	143	
Fisheries .....	3	822	83	..	..	..	3	822	83	7	2,383	166	..	..	..	7	2,383	166	10	3,205	249	..	..	..	10	3,205	249	
France .....	..	..	..	..	..	..	..	..	..	7	2,788	97	..	..	..	7	2,788	97	7	2,788	97	..	..	..	7	2,788	97	
Great Britain .....	99	78,875	2,753	1	348	21	100	79,223	2,774	2	943	28	..	..	..	2	943	28	101	79,818	2,781	1	348	21	102	80,166	2,802	
Holland .....	..	..	..	..	..	..	..	..	..	3	1,847	54	..	..	..	3	1,847	54	3	1,847	54	..	..	..	3	1,847	54	
Hong Kong .....	1	634	22	..	..	..	1	634	22	..	..	..	..	..	..	..	..	..	1	634	22	..	..	..	1	634	22	
India .....	5	1,805	67	..	..	..	5	1,805	67	6	2,202	87	..	..	..	6	2,202	87	11	4,007	154	..	..	..	11	4,007	154	
Java .....	7	1,729	67	..	..	..	7	1,729	67	4	1,322	49	..	..	..	4	1,322	49	11	3,051	116	..	..	..	11	3,051	116	
Manila .....	3	1,972	58	..	..	..	3	1,972	58	3	1,040	34	..	..	..	3	1,040	34	6	3,012	92	..	..	..	6	3,012	92	
Mauritius .....	15	3,864	178	..	..	..	15	3,864	178	1	309	12	..	..	..	1	309	12	16	4,173	190	..	..	..	16	4,173	190	
New Caledonia .....	11	2,137	93	6	2,414	97	17	4,551	190	..	..	..	..	..	..	..	..	..	11	2,137	93	6	2,414	97	17	4,551	190	
New Zealand .....	138	46,230	2,327	376	109,161	4,269	514	155,391	6,596	5	2,743	75	43	21,658	590	48	24,401	665	143	48,973	2,402	419	130,819	4,859	562	179,792	7,261	
Peru .....	1	524	16	..	..	..	1	524	16	..	..	..	..	..	..	..	..	..	1	524	16	..	..	..	1	524	16	
Queensland .....	233	73,018	6,116	87	14,473	700	320	87,491	6,816	2	1,093	36	1	435	13	3	1,528	49	235	74,111	6,152	88	14,908	713	323	89,019	6,865	
South Australia .....	115	29,350	1,220	17	5,156	175	132	34,606	1,395	7	3,478	90	..	..	..	7	3,478	90	122	32,828	1,310	17	5,156	175	139	37,984	1,485	
South Sea Islands .....	25	3,256	237	1	10	1	26	3,266	238	1	119	7	..	..	..	1	119	7	26	3,375	244	1	10	1	27	3,385	245	
New Hebrides .....	1	72	5	..	..	..	1	72	5	..	..	..	..	..	..	..	..	..	1	72	5	..	..	..	1	72	5	
Spain .....	3	794	35	..	..	..	3	794	35	1	345	12	..	..	..	1	345	12	4	1,139	47	..	..	..	4	1,139	47	
Sweden .....	1	498	15	..	..	..	1	498	15	..	..	..	..	..	..	..	..	..	1	498	15	..	..	..	1	498	15	
Tasmania .....	79	13,841	811	10	2,919	192	89	16,760	1,003	..	..	..	..	..	..	..	..	..	79	13,841	811	10	2,919	192	89	16,760	1,003	
Torres Straits .....	3	396	22	..	..	..	3	396	22	..	..	..	..	..	..	..	..	..	3	396	22	..	..	..	3	396	22	
United States .....	22	10,216	301	..	..	..	22	10,216	301	4	2,224	54	..	..	..	4	2,224	54	26	12,440	355	..	..	..	26	12,440	355	
Victoria .....	204	71,132	4,774	220	58,985	2,116	424	130,117	6,890	3	1,111	43	20	10,286	276	23	11,397	319	207	72,243	4,817	240	69,271	2,392	447	141,514	7,209	
Western Australia .....	2	340	22	..	..	..	2	340	22	..	..	..	..	..	..	..	..	..	2	340	22	..	..	..	2	340	22	
<b>TOTAL .....</b>	<b>997</b>	<b>352,929</b>	<b>21,617</b>	<b>719</b>	<b>193,549</b>	<b>7,579</b>	<b>1,716</b>	<b>546,478</b>	<b>29,196</b>	<b>69</b>	<b>28,311</b>	<b>1,012</b>	<b>64</b>	<b>32,379</b>	<b>879</b>	<b>133</b>	<b>60,690</b>	<b>1,891</b>	<b>1,066</b>	<b>381,240</b>	<b>22,629</b>	<b>783</b>	<b>225,928</b>	<b>8,458</b>	<b>1,849</b>	<b>607,168</b>	<b>31,037</b>	

NEW SOUTH WALES—1864.

457

STATISTICS OF

SHIPPING—continued.

VESSELS INWARDS.

No. 67.—NUMBER, TONNAGE, and CREWS of VESSELS of EACH NATION ENTERED at Ports in the Colony of New South Wales, in the Year 1864.

NATIONALITY OF VESSELS.	ENTERED.								
	WITH CARGOES.			IN BALLAST.			TOTAL.		
	Vessels.	Tons.	Crews.	Vessels.	Tons.	Crews.	Vessels.	Tons.	Crews.
British	997	352,929	21,617	719	193,549	7,579	1,716	546,478	29,196
French	26	9,622	370	4	1,168	48	30	10,790	418
German	13	4,838	165	11	3,560	119	24	8,398	284
Swedish	3	984	35	1	180	8	4	1,164	43
Dutch	5	2,672	83	5	2,699	78	10	5,371	161
Danish	2	358	17	.....	.....	.....	2	358	17
Spanish	1	345	12	.....	.....	.....	1	345	12
Prussian	1	246	7	.....	.....	.....	1	246	7
American	16	8,402	289	41	24,210	609	57	32,612	898
Chilian	4	1,406	51	.....	.....	.....	4	1,406	51
<b>TOTAL</b>	<b>1,068</b>	<b>381,802</b>	<b>22,646</b>	<b>781</b>	<b>225,366</b>	<b>8,441</b>	<b>1,849</b>	<b>607,168</b>	<b>31,087</b>

VESSELS INWARDS.

No. 68.—TOTAL NUMBER, TONNAGE, and CREWS of VESSELS ENTERED at each Port in the Colony of New South Wales, in the Year 1864.

NAMES OF PORTS.	BRITISH.									FOREIGN.									TOTAL.								
	WITH CARGOES.			IN BALLAST.			TOTAL.			WITH CARGOES.			IN BALLAST.			TOTAL.			WITH CARGOES.			IN BALLAST.			TOTAL.		
	Vessels.	Tons.	Crews.	Vessels.	Tons.	Crews.	Vessels.	Tons.	Crews.	Vessels.	Tons.	Crews.	Vessels.	Tons.	Crews.	Vessels.	Tons.	Crews.	Vessels.	Tons.	Crews.	Vessels.	Tons.	Crews.	Vessels.	Tons.	Crews.
Sydney	965	345987	21299	83	22122	1039	1048	368109	22338	68	27879	997	3	1016	30	71	28895	1027	1033	373866	22296	86	23138	1069	1119	397004	23365
Newcastle	22	4889	201	581	160904	5946	603	165793	6147	1	432	15	60	30736	835	61	31168	850	23	5321	216	641	191640	6781	664	196961	6997
Eden	5	1525	88	17	6855	374	22	8380	462	.....	.....	.....	1	627	14	1	627	14	22	5380	462	1	627	14	23	9007	476
Grafton	.....	.....	.....	7	655	41	7	655	41	.....	.....	.....	.....	.....	.....	.....	.....	.....	.....	.....	.....	7	655	41	7	655	41
Richmond River	5	528	29	31	3013	179	36	3541	208	.....	.....	.....	.....	.....	.....	.....	.....	.....	5	528	29	31	3013	179	36	3541	208
<b>TOTAL</b>	<b>997</b>	<b>352929</b>	<b>21617</b>	<b>719</b>	<b>193549</b>	<b>7579</b>	<b>1716</b>	<b>546478</b>	<b>29196</b>	<b>69</b>	<b>28311</b>	<b>1012</b>	<b>64</b>	<b>32379</b>	<b>879</b>	<b>138</b>	<b>60690</b>	<b>1891</b>	<b>1083</b>	<b>388095</b>	<b>23008</b>	<b>766</b>	<b>219073</b>	<b>8084</b>	<b>1849</b>	<b>607168</b>	<b>31087</b>

VESSELS INWARDS.

No. 69.—DECENNIAL RETURN of the NUMBER and TONNAGE of VESSELS Entered Inwards.

YEAR.	FROM GREAT BRITAIN.		FROM BRITISH COLONIES.														FROM SOUTH SEA ISLANDS.		FROM FISHERIES.		FROM UNITED STATES OF AMERICA.		FROM FOREIGN STATES.		TOTAL.	
			Victoria.		South Australia.		Tasmania.		New Zealand.		Western Australia.		Queensland.		Other British Possessions.											
	No.	Tons.	No.	Tons.	No.	Tons.	No.	Tons.	No.	Tons.	No.	Tons.	No.	Tons.	No.	Tons.	No.	Tons.	No.	Tons.	No.	Tons.	No.	Tons.	No.	Tons.
1855	134	97,617	.....	.....	.....	.....	.....	.....	136	27,368	.....	.....	.....	.....	652	169,009	46	6,884	15	3,206	56	22,007	113	37,232	1,152	353,323
1856	106	87,771	.....	.....	.....	.....	.....	.....	123	22,809	.....	.....	.....	.....	728	154,235	33	4,307	31	6,672	32	15,532	90	30,353	1,143	321,679
1857	132	113,436	.....	.....	.....	.....	.....	.....	94	14,193	.....	.....	.....	.....	716	170,337	28	3,437	30	7,608	28	14,212	72	23,190	1,100	351,413
1858	101	81,553	.....	.....	.....	.....	.....	.....	130	20,848	.....	.....	.....	.....	732	167,927	33	4,676	20	4,795	34	22,543	91	46,642	1,141	348,984
1859	107	77,364	624	186,404	35	7,134	86	16,850	165	36,822	.....	.....	14	3,446	21	8,102	39	5,286	19	5,316	23	12,141	117	54,256	1,250	363,121
1860	101	78,774	650	158,205	58	12,353	112	20,698	137	34,382	.....	.....	158	36,869	36	21,450	39	6,999	12	2,893	33	18,542	88	36,670	1,424	427,835
1861	74	55,315	528	120,029	73	18,475	83	16,840	193	45,145	2	557	183	39,755	51	28,543	29	3,434	13	3,764	28	14,368	60	20,011	1,327	366,236
1862	111	81,114	462	127,434	101	28,535	63	10,951	334	86,647	2	319	219	45,143	38	17,736	28	4,152	17	4,380	20	11,690	98	36,686	1,493	454,837
1863	112	86,755	359	102,677	92	25,006	57	11,043	456	127,767	1	895	236	56,689	47	22,536	37	5,496	11	2,738	25	13,738	61	24,487	1,494	479,827
1864	102	80,166	447	141,514	139	37,984	80	16,760	562	179,792	2	340	323	80,019	47	17,546	28	3,457	10	3,205	26	12,440	74	24,945	1,849	607,168

SHIPPING—continued.

VESSELS OUTWARDS.

No. 70.—NUMBER, TONNAGE, and CREWS of VESSELS CLEARED at Ports in the Colony of New South Wales, to each Country, in the Year 1864.

COUNTRIES TO WHICH DEPARTED.	BRITISH.									FOREIGN.									TOTAL.										
	WITH CARGOES.			IN BALLAST.			TOTAL.			WITH CARGOES.			IN BALLAST.			TOTAL.			WITH CARGOES.			IN BALLAST.			TOTAL.				
	Vessels.	Tons.	Crews.	Vessels.	Tons.	Crews.	Vessels.	Tons.	Crews.	Vessels.	Tons.	Crews.	Vessels.	Tons.	Crews.	Vessels.	Tons.	Crews.	Vessels.	Tons.	Crews.	Vessels.	Tons.	Crews.	Vessels.	Tons.	Crews.	Vessels.	Tons.
Akyab	..	..	..	3	2,104	59	3	2,104	59	..	..	..	..	..	..	..	..	..	..	..	3	2,104	59	3	2,104	59			
Bombay	..	..	..	1	1,578	48	1	1,578	48	..	..	..	..	..	..	..	..	..	..	..	1	1,578	48	1	1,578	48			
Bourbon	1	192	8	..	..	..	1	192	8	3	1,018	37	..	..	..	3	1,018	37	4	1,210	45	..	..	4	1,210	45			
Batavia	2	1,073	31	..	..	..	2	1,073	31	1	567	18	2	1,280	36	3	1,847	54	3	1,640	49	2	1,230	36	5	2,920	85		
Calcutta	9	9,265	423	3	3,540	126	12	12,805	549	3	1,220	45	1	425	15	4	1,645	60	12	10,485	468	4	3,965	141	16	14,450	609		
Callao	1	1,348	46	12	9,889	235	13	11,237	281	1	513	15	3	2,555	62	4	3,068	77	2	1,861	61	15	12,444	297	17	14,305	358		
Ceylon	3	2,538	67	1	589	17	4	3,127	84	..	..	..	1	345	12	3	2,538	67	2	934	29	5	3,472	96					
China	33	13,171	468	1	277	11	34	13,448	479	7	2,233	79	..	..	..	7	2,233	79	40	15,404	547	1	277	11	41	15,681	558		
Chili	3	2,970	76	..	..	..	3	2,970	76	4	1,216	55	1	655	14	5	1,871	69	7	4,186	131	1	655	14	8	4,841	145		
Colombo	1	698	18	..	..	..	1	698	18	..	..	..	..	..	..	1	698	18	1	698	18	..	..	1	698	18			
Fisheries	..	..	..	1	147	25	1	147	25	1	343	24	..	..	..	1	343	24	1	343	24	1	147	25	2	490	49		
Great Britain	36	32,039	1,168	..	..	..	36	32,039	1,168	..	..	..	1	1,027	16	1	1,027	16	36	32,039	1,168	1	1,027	16	37	33,066	1,184		
Guam	..	..	..	..	..	..	..	..	..	1	337	8	..	..	..	1	337	8	..	..	..	..	..	..	1	337	8		
Hong Kong	15	8,874	298	..	..	..	15	8,874	298	4	1,517	59	..	..	..	4	1,517	59	19	10,391	357	..	..	19	10,391	357			
Honolulu	1	262	9	..	..	..	1	262	9	..	..	..	..	..	..	1	262	9	..	..	..	..	..	..	1	262	9		
India	1	846	90	..	..	..	1	846	90	..	..	..	..	..	..	1	846	90	..	..	..	..	..	..	1	846	90		
Java	1	332	11	..	..	..	1	332	11	2	1,156	34	3	928	32	5	2,084	66	3	1,488	45	3	928	32	6	2,416	77		
King George's Sound	1	382	40	..	..	..	1	382	40	..	..	..	..	..	..	1	382	40	..	..	..	..	..	..	1	382	40		
Lombok	..	..	..	2	769	24	2	769	24	..	..	..	..	..	..	..	..	..	2	769	24	2	769	24	2	769	24		
Mauritius	8	2,520	98	..	..	..	8	2,520	98	..	..	..	..	..	..	8	2,520	98	..	..	..	..	..	..	8	2,520	98		
Manila	1	1,068	26	..	..	..	1	1,068	26	..	..	..	..	..	..	1	1,068	26	..	..	..	..	..	..	1	1,068	26		
Macassar	..	..	..	..	..	..	..	..	..	1	341	13	1	278	9	2	619	22	1	341	13	1	278	9	2	619	22		
Madras	1	1,227	35	..	..	..	1	1,227	35	..	..	..	..	..	..	1	1,227	35	..	..	..	..	..	..	1	1,227	35		
Moulmein	1	612	18	..	..	..	1	612	18	..	..	..	..	..	..	1	612	18	..	..	..	..	..	..	1	612	18		
New Zealand	391	122,963	5,219	25	7,413	281	416	130,376	5,500	36	20,308	529	1	454	15	37	20,762	544	427	143,271	5,748	26	7,867	296	453	151,138	6,044		
New Caledonia	18	5,000	198	..	..	..	18	5,000	198	1	279	10	..	..	..	1	279	10	19	5,279	208	..	..	19	5,279	208			
Nicobar Islands	..	..	..	1	445	13	1	445	13	..	..	..	1	547	13	1	547	13	..	..	..	2	992	26	2	992	26		
Norfolk Island	..	..	..	..	..	..	..	..	..	1	295	25	..	..	..	1	295	25	1	295	25	..	..	1	295	25			
Petropaulowski	9	2,668	102	4	1,848	65	13	4,516	167	4	1,547	70	2	695	23	6	2,242	93	13	4,215	172	6	2,543	86	19	6,758	260		
Point de Galle	12	8,476	2,400	3	2,503	68	15	10,979	2,468	1	346	12	1	662	16	2	1,008	28	13	8,822	2,412	4	3,165	84	17	11,987	2,496		
Queensland	281	74,724	6,584	3	1,133	56	284	75,857	6,640	..	..	..	..	..	..	281	74,724	6,584	3	1,133	56	284	75,857	6,640					
Rio-de-Janeiro	..	..	..	1	221	11	1	221	11	..	..	..	..	..	..	..	..	..	1	221	11	1	221	11	1	221	11		
Rangoon	..	..	..	1	577	13	1	577	13	..	..	..	..	..	..	..	..	..	1	577	13	1	577	13	1	577	13		
Russia	..	..	..	..	..	..	..	..	..	1	240	9	..	..	..	1	240	9	1	240	9	..	..	1	240	9			
South Sea Islands	31	5,742	325	5	985	115	36	6,727	440	5	1,500	100	1	389	22	6	1,889	122	36	7,242	425	6	1,374	137	42	8,616	562		
Shanghai	29	16,662	561	..	..	..	29	16,662	561	4	1,430	51	..	..	..	4	1,430	51	33	18,092	612	..	..	33	18,092	612			
South Australia	182	47,859	2,061	15	3,561	136	197	51,420	2,197	8	3,037	88	1	246	7	9	3,333	95	190	50,946	2,149	16	3,807	143	206	54,753	2,292		
Singapore	..	..	..	1	231	12	1	231	12	1	231	12	2	462	24	2	462	24	1	231	12	1	231	12	2	462	24		
Tasmania	78	15,098	924	8	1,267	77	86	16,365	1,001	..	..	..	..	..	..	78	15,098	924	8	1,267	77	86	16,365	1,001					
Tahiti	1	232	9	..	..	..	1	232	9	1	119	6	..	..	..	1	119	6	2	351	15	..	..	2	351	15			
Torres Straits	1	258	11	..	..	..	1	258	11	..	..	..	..	..	..	1	258	11	..	..	..	..	..	..	1	258	11		
United States	11	4,490	150	..	..	..	11	4,490	150	17	10,394	294	1	179	9	18	10,573	303	28	14,884	444	1	179	9	29	15,063	453		
Victoria	429	153,754	7,321	15	3,653	205	444	157,407	7,526	10	5,262	139	1	165	8	11	5,427	147	439	159,016	7,460	16	3,818	213	455	162,834	7,673		
Western Australia	4	655	32	..	..	..	4	655	32	..	..	..	..	..	..	4	655	32	..	..	..	..	..	..	4	655	32		
TOTAL	1,596	537,998	28,827	105	42,499	1,585	1,701	580,497	30,412	118	55,499	1,732	23	11,061	321	141	66,560	2,053	1,714	593,497	30,559	128	53,560	1,906	1,842	647,057	32,465		

NEW SOUTH WALES—1864.



STATISTICS OF

SHIPPING—continued.

VESSELS OUTWARDS.

No. 71.—NUMBER, TONNAGE, and CREWS of VESSELS of EACH NATION CLEARED at Ports in the Colony of New South Wales, in the Year 1864.

NATIONALITY OF VESSELS.	CLEARED.								
	WITH CARGOES.			IN BALLAST.			TOTAL.		
	Vessels.	Tons.	Crews.	Vessels.	Tons.	Crews.	Vessels.	Tons.	Crews.
Great Britain	959	355,370	15,994	41	23,420	795	1,000	373,790	16,789
British Possessions	697	182,628	12,833	63	18,683	780	700	201,311	13,613
France	25	9,140	346	3	1,167	41	28	10,307	387
Holland	10	5,608	180	3	1,618	48	13	7,226	223
United States	59	34,206	950	7	4,130	106	66	33,336	1,056
Germany	16	4,846	175	6	2,753	77	22	7,604	252
Sweden	1	180	9	1	424	13	2	604	22
Denmark	3	589	31	1	231	12	4	820	43
Prussia	.....	.....	.....	2	950	25	2	950	25
Tahiti	1	119	6	.....	.....	.....	1	119	6
Chili	3	811	35	1	179	9	4	990	44
TOTAL	1,714	593,497	30,559	128	53,560	1,906	1,842	647,057	32,465

VESSELS OUTWARDS.

No. 72.—TOTAL NUMBER, TONNAGE, and CREWS of VESSELS CLEARED at each Port in the Colony of New South Wales, in the Year 1864.

NAMES OF PORTS.	BRITISH.									FOREIGN.									TOTAL.								
	WITH CARGOES.			IN BALLAST.			TOTAL.			WITH CARGOES.			IN BALLAST.			TOTAL.			WITH CARGOES.			IN BALLAST.			TOTAL.		
	Vessels.	Tons.	Crews.	Vessels.	Tons.	Crews.	Vessels.	Tons.	Crews.	Vessels.	Tons.	Crews.	Vessels.	Tons.	Crews.	Vessels.	Tons.	Crews.	Vessels.	Tons.	Crews.	Vessels.	Tons.	Crews.	Vessels.	Tons.	Crews.
Sydney	817	295175	19715	100	41168	1492	917	336343	21207	47	18503	727	23	11061	321	70	29564	1048	864	313678	20442	123	52229	1813	937	365907	22255
Newcastle	727	231397	8555	.....	.....	.....	727	231397	8555	68	35131	952	.....	.....	.....	68	35131	952	795	266528	9507	.....	.....	.....	795	266528	9507
Eden	18	7636	345	5	1331	93	23	8967	438	3	1865	53	.....	.....	.....	3	1865	53	21	9501	398	5	1331	93	26	10332	491
Grafton	7	726	41	.....	.....	.....	7	726	41	.....	.....	.....	.....	.....	.....	.....	.....	.....	7	726	41	.....	.....	.....	7	726	41
Richmond River	27	3064	171	.....	.....	.....	27	3064	171	.....	.....	.....	.....	.....	.....	.....	.....	.....	27	3064	171	.....	.....	.....	27	3064	171
TOTAL	1596	537998	28827	105	42499	1585	1701	580497	30412	118	55499	1732	23	11061	321	141	66560	2053	1714	593497	30559	123	53560	1906	1842	647057	32465

VESSELS OUTWARDS.

No. 73.—DECENNIAL RETURN of the NUMBER and TONNAGE of VESSELS Entered Outwards.

YEAR.	TO GREAT BRITAIN.		TO BRITISH COLONIES.														TO SOUTH SEA ISLANDS.		TO FISHERIES.		TO UNITED STATES OF AMERICA.		TO FOREIGN STATES.		TOTAL.			
			Victoria.		South Australia.		Tasmania.		New Zealand.		Western Australia.		Queensland.		Other British Possessions.													
	No.	Tons.	No.	Tons.	No.	Tons.	No.	Tons.	No.	Tons.	No.	Tons.	No.	Tons.	No.	Tons.	No.	Tons.	No.	Tons.	No.	Tons.	No.	Tons.				
1855	44	28,627	.....	.....	.....	.....	.....	.....	.....	.....	.....	.....	.....	.....	.....	734	217,691	64	9,708	17	3,110	30	8,787	149	67,018	1,185	362,482	
1856	41	30,710	.....	.....	.....	.....	.....	.....	.....	.....	.....	.....	.....	.....	.....	805	192,470	43	6,135	25	5,271	15	5,007	154	68,643	1,219	336,113	
1857	38	33,060	.....	.....	.....	.....	.....	.....	.....	.....	.....	.....	.....	.....	.....	834	216,090	37	5,394	29	7,459	9	5,178	155	94,987	1,204	377,147	
1858	27	20,754	.....	.....	.....	.....	.....	.....	.....	.....	.....	.....	.....	.....	.....	867	213,921	15	3,675	39	5,599	10	4,347	165	97,704	1,254	366,825	
1859	48	42,407	608	131,922	57	12,633	80	14,525	178	42,054	1	97	12	3,395	50	34,177	49	7,871	18	4,348	22	11,792	181	81,794	1,299	387,015		
1860	31	23,881	607	131,645	69	14,741	85	16,382	135	35,219	.....	.....	.....	.....	157	34,881	69	45,815	36	5,277	13	2,946	16	8,094	220	112,603	1,438	431,484
1861	31	26,921	555	119,762	81	20,949	91	17,052	182	45,253	.....	.....	.....	.....	192	41,243	68	42,278	39	5,989	14	3,441	33	16,126	105	40,446	1,391	379,460
1862	32	28,018	550	122,325	117	31,904	73	11,885	197	55,450	3	1,171	235	44,410	59	33,565	47	9,258	14	3,695	21	11,765	220	112,850	1,568	467,356		
1863	33	30,060	489	120,038	120	35,291	69	12,932	336	109,744	1	171	252	53,945	67	45,613	49	11,256	6	1,597	33	16,158	148	75,168	1,603	511,373		
1864	37	33,066	455	162,834	206	54,753	86	16,365	453	151,138	4	655	284	75,857	78	51,601	42	8,616	2	490	29	15,063	166	76,619	1,842	647,057		

SHIPPING—*continued.*

## VESSELS BUILT AND REGISTERED.

No. 74.—RETURN of the Number of VESSELS BUILT and REGISTERED in the Colony, in the Year 1864.

VESSELS BUILT.			VESSELS REGISTERED.			
Description.	Number.	Tons.	Description.	Number.	Tons.	Men.
			Reg. de novo:—			
Barques .. .. .	2	502	Ships .. .. .	8	6,001	205
Brigantine .. .. .	1	115	Barques .. .. .	15	4,908	233
Schooners .. .. .	18	909	Brigs .. .. .	9	2,013	119
Ketches .. .. .	9	273	Brigantines .. .. .	4	404	37
Cutters .. .. .	2	33	Schooners .. .. .	18	1,585	115
Steamers .. .. .	8	1,982	Ketch .. .. .	1	81	6
			Steamers .. .. .	6	1,408	87
			Sloop .. .. .	1	24	3
			New Vessels:—			
			Barques .. .. .	2	502	26
			Brigantine .. .. .	1	115	14
			Schooners .. .. .	18	909	79
			Ketches .. .. .	9	273	28
			Cutters .. .. .	2	33	4
			Steamers.. .. .	8	1,982	101
TOTAL .. .. .	40	3,814	TOTAL .. .. .	102	20,238	1,057

## VESSELS BUILT AND REGISTERED.

No. 75.—DECENNIAL RETURN of the Number of VESSELS BUILT and REGISTERED in the Colony.

YEAR.	VESSELS BUILT.		VESSELS REGISTERED.		YEAR.	VESSELS BUILT.		VESSELS REGISTERED.	
	No.	Tons.	No.	Tons.		No.	Tons.	No.	Tons.
1855	33	2,804	138	15,344	1860	17	1,135	52	7,212
1856	24	839	86	9,409	1861	13	747	56	6,487
1857	10	304	45	4,471	1862	13	1,911	69	13,388
1858	12	376	46	4,585	1863	27	3,072	72	12,433
1859	15	789	60	7,200	1864	40	3,814	102	20,238

## BORDER CUSTOMS.

IMPORTS OVERLAND, *via* ALBURY.

No. 76.—RETURN shewing the Quantity and Value of ARTICLES Imported into the Colony, from Victoria, Overland, *via* ALBURY, in the Year 1864.

ARTICLES.	QUANTITY.	VALUE.	ARTICLES.	QUANTITY.	VALUE.
		£			£
Agricultural Implements .. .. .	109 pkgs.	1,472	Iron—Bar and Rod .. .. .	9 tons 10 cwt.	368
Alkali .. .. .	1 ton 17½ cwt.	75	Castings .. .. .	10 tons 17 cwt.	452
Apparel and Slops .. .. .	78 pkgs.	2,340	Galvanized .. .. .	3 tons 6 cwt.	132
Arms and Ammunition .. .. .	1,120 lbs.	138	Hoop .. .. .	1 ton 2 cwt.	66
" Powder and Shot .. .. .	14½ cwt.	29	Sheet .. .. .	5 cwt.	15
Arrowroot .. .. .	568 lbs.	57	Wire .. .. .	1 ton 7½ cwt.	83
Arsenic .. .. .	3 cwt.	14	Lead .. .. .	12 cwt.	36.
Bags and sacks .. .. .	62 pkgs.	694	Pipe .. .. .	15 "	56
Bark .. .. .	45 tons 7 cwt.	132	Lime .. .. .	40 bshls.	10
Beer—Bottled .. .. .	4,122 gals.	1,739	Linen .. .. .	9 pkgs.	360
" Draught .. .. .	3,066 gals.	767	Live Stock—Horned Cattle .. .. .	840 No.	2,660
Biscuit .. .. .	1 ton 13¼ cwt.	165	" Horses .. .. .	136 "	1,520
Books .. .. .	4 pkgs.	70	" Sheep .. .. .	1,310 "	1,010
Boots and Shoes .. .. .	221 "	6,440	" Poultry .. .. .	1 crate	12
Bricks .. .. .	1,100 No.	55	Machinery .. .. .	16 pkgs.	870
Brushware .. .. .	103 pkgs.	200	Marble .. .. .	1 pkg.	25
Building Materials .. .. .	.....	1,105	Matches and Vestas .. .. .	29 pkgs.	282
Butter .. .. .	1 cwt.	10	Mats and Rugs .. .. .	24 "	274
Candles .. .. .	9 tons 13½ cwt.	1,630	Meal—Corn .. .. .	1 cwt.	3
Canvas .. .. .	4 pkgs.	80	" Linseed .. .. .	2 cwt.	6
Carpeting .. .. .	4 "	90	" Oat .. .. .	17 tons 11 cwt.	87
Carriages and Carts .. .. .	17 "	385	Millinery .. .. .	6 pkgs.	255
" Materials .. .. .	9 "	90	Miscellaneous Articles .. .. .	247 "	1,943
Casks, Empty .. .. .	97 No.	129	Molasses and Treacle .. .. .	5 cwt.	18
Cement .. .. .	1 ton 7 cwt.	54	Nails and Screws .. .. .	6 tons 12½ cwt.	343
Chaff .. .. .	1 ton 2 cwt.	11	Nuts .. .. .	18 bshls.	18
Cheese .. .. .	2 tons 14½ cwt.	338	" Almonds .. .. .	7½ "	8
Chinaware .. .. .	8 pkgs.	320	Oils—Linseed .. .. .	248 galls.	85
Cocoa and Chocolate .. .. .	142 lbs.	11	" Other .. .. .	1,293 "	373
Coffee .. .. .	5,497 "	435	Oilcloth .. .. .	4 pkgs.	65
Confectionery .. .. .	56 pkgs.	290	Oilmen's Stores .. .. .	369 "	1,107
Copperware .. .. .	2 "	25	Onions .. .. .	5½ cwt.	13
Cordage .. .. .	3 tons 4 cwt.	315	Opium .. .. .	224 lbs.	508
Corks .. .. .	8 pkgs.	59	Paintings and Engravings .. .. .	2 pkgs.	50
Cottons .. .. .	14 pkgs.	295	Paints .. .. .	1 ton 13 cwt.	130
" Wicks .. .. .	1 pkg.	12	Paperhangings .. .. .	5 pkgs.	95
" Waste .. .. .	1 "	5	Perfumery .. .. .	2 "	10
Curiosities .. .. .	1 "	20	Photographic Goods .. .. .	1 pkg.	15
Cutlery .. .. .	4 pkgs.	108	Pipes and Tobacco .. .. .	29 pkgs.	220
Drapery .. .. .	554 "	23,210	Pitch and Tar .. .. .	13 "	55
Drugs .. .. .	27 "	370	Plants .. .. .	17 "	60
Druggistware .. .. .	13 "	186	Plate .. .. .	1 pkg.	70
Earthenware .. .. .	38 "	456	Plated-ware .. .. .	1 "	35
Eggs .. .. .	21 "	15	Plumbers'-ware .. .. .	3 pkgs.	40
Engine Packing .. .. .	4 "	20	Potatoes .. .. .	2 tons 13 cwt.	42
Fancy Goods .. .. .	11 "	470	Preserves .. .. .	14 "	28
Fish—Preserved .. .. .	84 "	492	Printing Materials .. .. .	4 pkgs.	95
" Salted .. .. .	1 ton 8½ cwt.	130	Provisions—Bacon .. .. .	10 cwt.	60
Flour .. .. .	120 tons 17½ cwt.	4,372	" Ham .. .. .	2 tons 7½ cwt.	331
Fruit—Bottled .. .. .	41 pkgs.	201	Resin .. .. .	1 pkg.	5
" Dried .. .. .	17 cwt.	70	Saddlery .. .. .	63 pkgs.	1,063
" Currants .. .. .	60 "	261	Sago .. .. .	922 lbs.	46
" Raisins .. .. .	34½ "	274	Salt .. .. .	44 tons 10 cwt.	1,305
" Green .. .. .	29 bshls.	53	Seeds .. .. .	8 pkgs.	50
Furniture .. .. .	139 pkgs.	1,542	Silks .. .. .	1 pkg.	110
Glass—Bottles .. .. .	2 "	28	Slates .. .. .	1 "	5
" Plate .. .. .	10 "	250	Soap .. .. .	13 tons 16 cwt.	828
" Window .. .. .	21 "	126	Spices .. .. .	1 ton	64
Glassware .. .. .	13 "	215	Spirits—Brandy .. .. .	2,886 galls.	4,328
Grain—Barley .. .. .	95 bshls.	55	" Cordials .. .. .	42 "	60
" Beans and Peas .. .. .	5 "	10	" Gin .. .. .	116 "	1,950
" Maize .. .. .	71 "	30	" Rum .. .. .	548 "	548
" Malt .. .. .	686 "	628	" Whisky .. .. .	575 "	575
" Oats .. .. .	270 "	58	Starch and Blue .. .. .	51 pkgs.	306
" Rice .. .. .	338 cwt.	676	Stationery .. .. .	33 "	473
" Wheat .. .. .	2,001 bushls.	1,086	Steel .. .. .	1 ton 4 cwt.	24
Haberdashery .. .. .	8 pkgs.	180	Stones—Grind .. .. .	46 No.	82
Hair .. .. .	17 tons 1¼ cwt.	170	Sugar—Raw .. .. .	1,578 cwt.	3,401
Hardware and Ironmongery .. .. .	392 pkgs.	8,882	" Refined .. .. .	44 "	134
Hats and Caps .. .. .	4 "	100	Sulphur .. .. .	2 "	8
Hay .. .. .	2 tons 8 cwt.	12	Tapioca .. .. .	114 lbs.	9
Hollow-ware .. .. .	2 pkgs.	30	Tea .. .. .	16,408 "	2,008
Honey .. .. .	198 lbs.	21	Telegraphic Materials .. .. .	.....	150
Hops .. .. .	2,586 "	182	Tents and Tarpawlings .. .. .	9 pkgs.	200
Hosiery .. .. .	7 pkgs.	110	Timber—Laths .. .. .	60 bdis.	39
India-rubber .. .. .	1 pkg.	10	" Logs and Piles .. .. .	3 No.	12
Instruments—Musical .. .. .	2 pkgs.	120	" Palings .. .. .	60,300 "	290

## NEW SOUTH WALES—1864.

107

BORDER CUSTOMS—*continued.*IMPORTS OVERLAND *via* ALBURY—*continued.*

ARTICLES.	QUANTITY.	VALUE.	ARTICLES.	QUANTITY.	VALUE.
Timber— <i>contd.</i> —Posts and Rails ..	1,200 No.	£ 24	Twine .. .. .	5 cwt.	£ 35
„ Sawn .. .. .	151,500 „	1,405	Upholstery .. .. .	5 pkgs.	62
„ Shingles .. .. .	13,300 „	182	Undescribed Articles.. .. .	871 „	6,358
„ Spars .. .. .	100 „	100	Vinegar .. .. .	796 galls.	198
„ Miscellaneous .. .. .	.....	650	Watches and Clocks .. .. .	21 pkgs.	105
Tin .. .. .	8 cwt.	40	Whiting .. .. .	1 ton 8 cwt.	56
Tinware .. .. .	60 pkgs.	502	Wicker-ware .. .. .	5 pkgs.	20
Tobacco .. .. .	1,614 lbs.	2,907	Wine .. .. .	1,691 galls.	1,691
„ Cigars .. .. .	156 „	78	Wooden-ware .. .. .	53 pkgs.	314
Tools and Utensils .. .. .	378 pkgs.	838	Woollens .. .. .	20 „	660
Toys .. .. .	9 „	105	Zinc .. .. .	6 cwt.	24
Turnery .. .. .	1 pkg.	10			
Turpentine and Varnish .. .. .	47 galls.	24			
			TOTAL .. .. .		£ 114,265

EXPORTS OVERLAND *via* ALBURY.

No. 77.—RETURN shewing the Quantity and Value of ARTICLES Exported from the Colony of NEW SOUTH WALES to VICTORIA, Overland *via* ALBURY, in the Year 1864.

ARTICLES.	QUANTITY.	VALUE.	ARTICLES.	QUANTITY.	VALUE.
Agricultural Implements ..	5 pkgs.	£ 100	Hay .. .. .	20 tons 13 cwt.	£ 152
Bags and Sacks.. .. .	1 pkg.	10	Hides .. .. .	1,043 No.	407
Beer—Bottled .. .. .	72 galls.	29	Horns .. .. .	400 „	4
„ Draught .. .. .	3,736 „	887	Lime .. .. .	185 bush.	44
Boots and Shoes .. .. .	3 pkgs.	35	Iron—Galvanized .. .. .	15 cwt.	30
Bran .. .. .	3,420 bush.	323	Live Stock—Horned Cattle ..	6,983 No.	25,216
Bricks .. .. .	1,000 No.	2	„ Horses .. .. .	314 „	7,800
„ Air .. .. .	250 „	10	„ Pigs .. .. .	1,783 „	3,336
Building Materials .. .. .	.....	10	„ Poultry .. .. .	45 crates	193
Butter .. .. .	30 lbs.	1	„ Sheep .. .. .	6,921 No.	6,428
Casks—Empty .. .. .	12 No.	15	Onions .. .. .	12 cwt. 1 qr.	22
Chaff .. .. .	12 tons 12 cwt.	118	Potatoes .. .. .	26 tons 3 cwt. 3 qrs.	345
Cheese .. .. .	2 tons 12 cwt.	312	Provisions—Bacon .. .. .	3 cwt. 2qr. 25lb	21
Cottons .. .. .	14 pkgs.	168	Quartz .. .. .	114 tons 10 cwt.	652
Drapery .. .. .	5 „	250	Saddlery .. .. .	1 pkg.	10
Eggs .. .. .	5 „	24	Spirits—Brandy .. .. .	30 galls.	45
Fancy Goods .. .. .	1 „	10	„ Rum .. .. .	60 „	60
Flour .. .. .	60 tons 14 cwt.	2,097	Salt .. .. .	9 cwt.	13
Fruit—Dried .. .. .	2 cwt.	6	Skins .. .. .	2,596 No.	359
„ Green .. .. .	719½ bush.	737	Sugar .. .. .	5 cwt.	12
Furniture .. .. .	7 pkgs.	21	Tallow .. .. .	3 tons 16 cwt.	116
Glass—Bottles .. .. .	6 „	24	Timber—Logs .. .. .	94 No.	148
Grain—Barley .. .. .	80 bush.	40	Tobacco .. .. .	3,450 lbs.	296
„ Maize .. .. .	428½ „	127	Vegetables .. .. .	15 cwt.	15
„ Oats .. .. .	5,556 „	1,234	Wine .. .. .	3,083 galls.	2,329
„ Wheat .. .. .	139 „	96	Wool .. .. .	306,662 lbs.	18,365
Ironmongery .. .. .	2 pkgs.	6			
			TOTAL .. .. .		£ 73,110

## STATISTICS OF

BORDER CUSTOMS—*continued.*IMPORTS FROM SOUTH AUSTRALIA *via* RIVER MURRAY.No. 78.—RETURN shewing the Quantity and Value of ARTICLES Imported into the Colony from SOUTH AUSTRALIA *via* the RIVER MURRAY, during the Year 1864.

ARTICLES.	QUANTITY.	VALUE.	ARTICLES— <i>continued.</i>	QUANTITY.	VALUE.	
		£			£	
Bags and Sacks { Corn Sacks ..	.....	2	Oil .. .. .	.....	27	
Woolpacks ..	.....	2,552	Potatoes .. .. .	78½ tons	626	
Bacon .. .. .	5 cwt.	19	Saddlery .. .. .	.....	553	
Beer .. .. .	21,263 galls.	4,088	Salt .. .. .	15½ tons	92	
Boots and Shoes ..	.....	685	Soap .. .. .	45 cwt.	79	
Coffee .. .. .	8,874 lbs.	564	Brandy .. .. .	4,689½ galls.	4,098	
Corn and Flour {	Flour .. .. .	997½ tons	20,550	Gin .. .. .	506	358
	Bran .. .. .	4½ "	30	Geneva .. .. .	1,723½ "	964
	Wheat .. .. .	17 qrs.	28	Rum .. .. .	3,336½ "	1,344
	Oats .. .. .	204½ "	442	Whisky .. .. .	1,023½ "	549
Drapery .. .. .	.....	10,655	Cordials .. .. .	129½ "	99	
Drugs .. .. .	.....	70	of Wine .. .. .	106	30	
Earthenware .. ..	.....	35	Stationery .. .. .	.....	45	
Dried Fruit .. ..	.....	110	Sugar .. .. .	5,623½ cwt.	9,721	
Furniture .. .. .	.....	125	Treacle .. .. .	4 "	8	
Groceries and Oilmen's Stores..	.....	11,516	Tea .. .. .	85,201 lbs.	8,355	
Hardware .. .. .	.....	1,016	Tobacco .. .. .	26,757 "	5,964	
Hay .. .. .	101½ tons	524	Cigars .. .. .	129½ "	108	
Hops .. .. .	140 lbs.	19	Palings .. .. .	1,000 No.	17	
Iron { Bar .. .. .	2 tons	29	Wood { Sawn Timber, &c.	.....	561	
Manufactured ..	.....	2,353	Wine .. .. .	4,119 galls.	2,161	
Live Stock—Rams ..	.....	625	Unenumerated ..	.....	13,535	
			TOTAL .. .. .	£	105,281	

EXPORTS TO SOUTH AUSTRALIA *via* RIVER MURRAY (WOOL).No. 79.—RETURN shewing the Quantity and Value of WOOL Exported from the Colony into SOUTH AUSTRALIA *via* the RIVER MURRAY, during the Year 1864.

NUMBER OF BALES.	WEIGHT.	VALUE.
3,744	1,254,060 lbs.	£74,488

## IMPORT OF LIVE STOCK OVERLAND.

No. 80.—RETURN of LIVE STOCK Imported into the Colony Overland, during the Year 1864.

COLONY FROM WHENCE IMPORTED.	HORSES.	HORNED CATTLE.	SHEEP.	PIGS.
Victoria, <i>via</i> .. . { Albury .. .. .	136	840	1,310	.....
Corowa .. .. .	.....	300	10,000	.....
Wentworth .. .. .	100	.....	5,822	.....
Swan Hill .. .. .	125	14,633	76,236	.....
Moama .. .. .	267	4,174	6,901	64
South Australia, <i>via</i> Wentworth and Chowella ..	.....	.....	238,665	.....
Queensland, <i>via</i> Conbuckie, Mungandi, Moonie, and } Narran Rivers .. .. .	.....	3,660	8,000	.....
TOTAL .. .. .	628	23,607	346,984	64

## EXPORT OF LIVE STOCK OVERLAND.

No. 81.—RETURN of LIVE STOCK Exported from the Colony Overland, during the Year 1864.

COLONY TO WHICH EXPORTED.	HORSES.	HORNED CATTLE.	SHEEP.	PIGS.
Victoria, <i>via</i> .. . { Albury .. .. .	814	6,983	6,921	1,783
Corowa .. .. .	50	1,368	4,638	54
Moama .. .. .	1,442	34,319	133,631	171
Euston .. .. .	140	1,550	3,000	.....
Swan Hill .. .. .	50	3,090	8,218	.....
South Australian Boundary (per } Mildura) .. .. .	310	2,995	21,554	.....
South Australia, <i>via</i> Wentworth and Chowella ..	.....	2,907	22,761	.....
Queensland, <i>via</i> { Gundiwindi .. .. .	267	.....	.....	.....
Conbuckie, Mungandi, Moonie, and } Narran Rivers .. .. .	.....	604	3,250	.....
TOTAL .. .. .	3,073	53,816	203,973	2,008

NEW SOUTH WALES—1864.

BORDER CUSTOMS—continued.

IMPORTS *via* ALBURY.

No. 82.—RETURN shewing the Quantity and Value of ARTICLES Imported into the Colony, from VICTORIA,\* *via* ALBURY, from the 19th September to the 31st December, 1864, inclusive.

ARTICLES.	QUANTITY.	VALUE.	ARTICLES.	QUANTITY.	VALUE.
		£			£
Acids .. .. .	2 pkgs.	7	Molasses .. .. .	7 cwt. 0 qr. 24 lbs.	40
Agricultural Implements .. .. .	30 "	625	Nails .. .. .	11 kegs	20
Apparel and Slops .. .. .	43 "	2,286	Oatmeal .. .. .	2 casks	5
Arrowroot, Sago, &c. .. .. .	1½ cwt.	5	" Pearl Barley .. .. .	1 cwt.	2
Annunition—Gunpowder .. .. .	333 lbs.	22	Oil—Linseed .. .. .	54 galls.	14
" Cartridges .. .. .	1 pkg.	1	" Colza .. .. .	45 "	15
Bags and Sacks .. .. .	17 bales	495	" Castor .. .. .	36 "	10
Bark .. .. .	4 tons	24	" Kerosene .. .. .	202 "	65
Baskets .. .. .	1 pkg.	1	Oilmen's Stores .. .. .	202 pkgs.	1,476
Beer—In Wood .. .. .	1,550 galls.	328	Opium .. .. .	11½ lbs.	21
" In Bottle .. .. .	904 "	678	Paints .. .. .	10 cwt.	21
Blacking .. .. .	7 pkgs.	11	Painters' Materials .. .. .	1 pkg.	2
Blankets and Counterpanes .. .. .	1 bale	53	Pepper and Spices .. .. .	12 pkgs.	13
Bricks—Bath .. .. .	1 cask	1	Perfumery .. .. .	2 cases	2
Brushware .. .. .	3 pkgs.	14	Pickles and Sauces .. .. .	28 "	43
Butter and Cheese .. .. .	3 cwt.	13	Pictures and Paintings .. .. .	1 case	8
Candles .. .. .	1,259 lbs.	47	Pipes—Tobacco .. .. .	4 cases	11
Candlewick .. .. .	1 bale	4	Pitch, Tar, and Resin .. .. .	2 barrels	6
Canvas .. .. .	1 "	5	Plants and Seeds .. .. .	2 "	19
Carpeting .. .. .	3 bales	8	Potatoes .. .. .	1 ton	18
Carriage Materials .. .. .	8 pkgs.	15	Provisions—Beef .. .. .	34 cwt.	70
Chocolate and Cocoa .. .. .	2 cases	2	" Bacon .. .. .	1 "	5
Coffee .. .. .	10 cwt. 3 qrs. 12 lbs.	78	Photographic Materials .. .. .	1 case	40
Confections and Preserves .. .. .	67 pkgs.	183	Saddlery and Harness .. .. .	12 pkgs.	163
Cordage and Rope .. .. .	25 "	98	Salt .. .. .	18 tons	298
Corks and Bungs .. .. .	1 bale	7	" Rock .. .. .	5 "	78
Cutlery .. .. .	4 cases	24	Shooks and Staves .. .. .	2,000 No.	400
Drugs and Medicines .. .. .	43 pkgs.	264	Soap .. .. .	14 cwt.	26
Earthenware and China .. .. .	31 "	273	Soda and Seltzer Water .. .. .	30 pkgs.	121
Fireworks, &c. .. .. .	5 cases	7	Starch and Blue .. .. .	9 cases	10
Flax and Hemp .. .. .	1 bale	8	Spirits—Brandy .. .. .	168 galls.	161
Fish .. .. .	18 pkgs.	22	" Rum .. .. .	55 "	41
Flour .. .. .	28 tons	1,040	" Geneva .. .. .	54 "	55
	13 "	455	" Gin .. .. .	20 "	22
	41 tons	1,495	" Whisky .. .. .	112 "	64
Fruit—Bottled .. .. .	6 cases	7	" Perfumed .. .. .	15 "	35
" Green .. .. .	5 "	17	" Cordials & Liqueurs .. .. .	1 gall.	2
" Dried .. .. .	47 cwt.	126	" All other .. .. .	3 galls.	6
Furniture .. .. .	16 pkgs.	103	Stationery—Books .. .. .	3 cases	83
Glass—Window .. .. .	4 cases	10	" Paper & Parchment .. .. .	19 "	125
" Glassware .. .. .	10 pkgs.	76	" Grind .. .. .	16 No.	11
" Looking .. .. .	1 pkg.	2	Sugar—Raw .. .. .	12 tons 15 cwt. 1 qr. 13 lbs.	583
Grain—Wheat .. .. .	146 bushels	67	" Refined .. .. .	1 ton 11 cwt. 2 qrs. 16 lbs.	79
" Rice .. .. .	4½ tons	143	Sundries (Free Goods) .. .. .	55 pkgs.	176
Grindery .. .. .	1 pkg.	4	Tarpawlings .. .. .	2 bales	25
Hardware & Ironmongery .. .. .	132 pkgs.	1,523	Tea .. .. .	1,863 lbs.	262
Hats, Caps, and Bonnets .. .. .	7 cases	120	Telegraph Materials .. .. .	1 pkg.	8
Hay .. .. .	1 ton	6	Timber—Deals .. .. .	2 No.	11
Hops .. .. .	4 pockets	53	" Shingles .. .. .	30,800 "	36
Hollow-ware .. .. .	3 pkgs.	41	" Laths .. .. .	1,000 "	1
Instruments—Musical .. .. .	2 cases	72	" Palings .. .. .	2,851 "	11
Iron and Steel .. .. .	3 tons	50	" White Pine .. .. .	200 feet	3
Lamps .. .. .	10 pkgs.	14	" All other .. .. .	25,770 "	89
Lead—Sheet .. .. .	1 roll	2	Tinware .. .. .	2 casks	10
Leather—Unmanufactured .. .. .	2 pkgs.	51	Tobacco—Manufactured .. .. .	523 lbs.	148
" Manufactured .. .. .	79 cases	1,697	Toys and Fancy Goods .. .. .	16 cases	241
(Boots and Shoes)			Turnery and Woodware .. .. .	4 pkgs.	10
Lime-juice .. .. .	37 galls.	8	Turpentine and Varnish .. .. .	5 galls.	3
Linendrapery .. .. .	193 pkgs.	11,141	Vinegar .. .. .	235 "	20
Matches .. .. .	9 cases	65	Watches and Clocks .. .. .	2 cases	9
Machinery .. .. .	6 "	179	Whiting and Chalk .. .. .	2 casks	3
" for weighing .. .. .	2 "	32	Wine .. .. .	144 galls.	96
Malt .. .. .	16 bushels	10	Woollens .. .. .	8 bales	177
Marble .. .. .	1 case	20	Woolpacks and Bagging .. .. .	25 "	650
Matting and Rugs .. .. .	2 bales	5	TOTAL .. .. .		£ 29,031

\* With the exception of one item from South Australia (Flour).

\* Imported from South Australia.

EXPORTS *via* ALBURY.

No. 83.—RETURN shewing the Quantity and Value of ARTICLES Exported from the Colony to VICTORIA, *via* ALBURY, during the Year 1864.

ARTICLES.	QUANTITY.	VALUE.	ARTICLES.	QUANTITY.	VALUE.
		£			£
Agricultural Implements .. .. .	2 pkgs.	9	Horses .. .. .	116 No.	696
Beer—in Wood .. .. .	489 galls.	51	Horned Cattle .. .. .	1,256 No.	4,522
Bran .. .. .	276 bush.	23	Sheep .. .. .	55 No.	30
Butter and Cheese .. .. .	2 cwt.	10	Pigs .. .. .	249 No.	436
Bricks—Fire .. .. .	2,000 No.	3	Potatoes .. .. .	6 tons.	83
Flour .. .. .	16 tons.	581	Poultry .. .. .	3 pens.	23
Fruit—Green .. .. .	8 cases.	27	Provisions—Beef .. .. .	6 cwt.	11
Gold .. .. .	132 ozs. 14 dwts.	490	Skins—Sheep .. .. .	3 bdls.	10
Grain—Oats .. .. .	1,898 bush.	372	Wine .. .. .	870 galls.	456
Hay .. .. .	1 ton.	7	Wool .. .. .	192,902 lbs.	18,662
			TOTAL .. .. .		£ 26,502

NOTE.—Pages 109 to 120 are compiled for the period 19th September to 31st December, 1864, inclusive—the time from which Customs Stations were established.

## BORDER CUSTOMS—continued.

IMPORTS *via* COROWA.

No. 84.—RETURN shewing the Quantity and Value of ARTICLES Imported into the Colony, *via* COROWA, from the 19th September to the 31st December, 1864, inclusive.

ARTICLES.	COLONIES FROM WHENCE IMPORTED.	QUANTITY.	VALUE.	
			£	s. d.
Agricultural Implements .. .. .	Victoria .. .. .	15 packages	88	16 8
Alkali and Soda .. .. .	" .. .. .	6 cwt. 3 qrs. 22 lbs.	11	2 9
Apparel and Slops .. .. .	" .. .. .	4 packages	89	7 6
Arrowroot and Sago .. .. .	" .. .. .	53 lbs.	2	0 1
" .. .. .	South Australia .. .. .	112 "	4	0 0
Arms and Ammunition—Guns .. .. .	Victoria .. .. .	6 packages	20	16 6
" .. .. .	" .. .. .	66 lbs.	6	11 4
" .. .. .	" .. .. .	1 cwt. 0 qr. 22 lbs.	3	5 8
" .. .. .	" .. .. .	5 packages	3	19 6
Bags and Sacks .. .. .	" .. .. .	10 "	121	2 6
Bark .. .. .	" .. .. .	300 sheets	30	0 0
Beer, in Wood .. .. .	" .. .. .	738 gallons	118	5 0
Beer, in Bottle .. .. .	South Australia .. .. .	1,500 "	300	0 0
" .. .. .	Victoria .. .. .	524 "	193	8 0
" .. .. .	South Australia .. .. .	1,021 "	376	0 0
Bedding .. .. .	Victoria .. .. .	3 packages	8	0 6
Blankets and Counterpanes .. .. .	" .. .. .	1 bale	6	0 0
Bran .. .. .	" .. .. .	102½ bushels	12	12 6
Bricks—Common .. .. .	" .. .. .	2,900 No.	6	15 0
Butter and Cheese .. .. .	" .. .. .	378 lbs.	21	5 2
" .. .. .	South Australia .. .. .	200 "	10	0 0
Candles .. .. .	Victoria .. .. .	1,381 "	71	8 7
" .. .. .	South Australia .. .. .	500 "	25	0 0
Carpeting .. .. .	Victoria .. .. .	1 package	1	0 0
Canvas .. .. .	" .. .. .	1 "	0	15 0
Chicory .. .. .	" .. .. .	28 lbs.	0	17 6
" .. .. .	South Australia .. .. .	448 "	5	12 0
Coffee .. .. .	Victoria .. .. .	422 "	28	14 11
" .. .. .	South Australia .. .. .	352 "	30	0 0
Confections and Preserves .. .. .	Victoria .. .. .	61 packages	74	17 10
Cordage and Rope .. .. .	" .. .. .	4 "	9	11 6
Corks and Bungs .. .. .	" .. .. .	1 "	0	7 0
Cutlery .. .. .	" .. .. .	17 "	47	15 8
Drugs and Medicines .. .. .	" .. .. .	15 "	87	1 8
Earthenware and China .. .. .	" .. .. .	25 "	122	19 1
Fuze .. .. .	" .. .. .	2 "	0	16 0
Flour .. .. .	" .. .. .	81,545 lbs.	1,433	3 10
" .. .. .	South Australia .. .. .	2,600 "	45	10 0
" (Bread) .. .. .	Victoria .. .. .	7,358 "	131	6 0
Fruit—Bottled .. .. .	" .. .. .	4 cases	5	17 3
" .. .. .	" .. .. .	Tons cwt. qrs. lbs.		
" .. .. .	" .. .. .	1 9 1 21	108	13 2
" .. .. .	South Australia .. .. .	2 7 0 12	127	10 0
Furniture .. .. .	Victoria .. .. .	21 packages	76	1 0
Glass—Looking .. .. .	" .. .. .	2 "	3	5 0
Glassware .. .. .	" .. .. .	6 "	25	17 0
Grain—Oats .. .. .	" .. .. .	357½ bushels	89	2 8
" .. .. .	" .. .. .	Tons cwt. qrs. lbs.		
" .. .. .	" .. .. .	2 4 1 8	80	7 7
" .. .. .	" .. .. .	32½ bushels	11	0 0
" .. .. .	" .. .. .	756 lbs.	7	12 6
" .. .. .	" .. .. .	66 "	0	15 0
Hardware and Ironmongery .. .. .	" .. .. .	57 packages	205	1 0
Hats, Caps, and Bonnets .. .. .	" .. .. .	4 "	20	10 0
Hay .. .. .	" .. .. .	3 tons	18	15 0
Hops .. .. .	South Australia .. .. .	795 lbs.	35	0 0
Instruments—Musical .. .. .	Victoria .. .. .	4 packages	8	10 0
Iron Wire .. .. .	" .. .. .	10 cwt.	15	10 0
" .. .. .	" .. .. .	1 "	3	12 0
" .. .. .	" .. .. .	Tons cwt. qrs. lbs.		
Iron and Steel .. .. .	" .. .. .	1 2 3 26	29	3 1
Lamps .. .. .	" .. .. .	2 packages	7	16 6
Leather—Manufactured .. .. .	" .. .. .	38 "	458	13 9
" .. .. .	" .. .. .	345 lbs.	27	12 8
Linen and Drapery .. .. .	" .. .. .	130 packages	902	7 9
Live Stock—Cattle .. .. .	" .. .. .	300 head	1,000	0 0
" .. .. .	" .. .. .	10,000 "	5,000	0 0
Matches .. .. .	" .. .. .	19 packages	29	17 0
Machinery (for weighing) .. .. .	" .. .. .	2 "	6	7 0
" .. .. .	" .. .. .	2 "	98	0 0
Metal—Galvanized .. .. .	" .. .. .	2 "	64	4 6
Millinery .. .. .	" .. .. .	2 "	11	10 0
Molasses .. .. .	" .. .. .	14 lbs.	0	9 8
Nails .. .. .	" .. .. .	20 packages	56	7 8
Oatmeal .. .. .	" .. .. .	370 lbs.	6	0 11

NEW SOUTH WALES—1864.

BORDER CUSTOMS—continued.

IMPORTS via COROWA—continued.

ARTICLES.	COLONIES FROM WHENCE IMPORTED.	QUANTITY.	VALUE.		
			£	s.	d.
Oatmeal .. .. .	South Australia .. .. .	222 lbs.	3	10	0
Groats .. .. .	Victoria .. .. .	2 packages	1	17	0
Pearl Barley .. .. .	" .. .. .	1 package	1	0	0
Oil—Linseed .. .. .	Victoria .. .. .	20 gallons	18	5	0
" Olive .. .. .	" .. .. .	7 <sup>3</sup> / <sub>4</sub> "	9	9	0
" China .. .. .	South Australia .. .. .	10 <sup>1</sup> / <sub>4</sub> "	9	0	0
" Castor .. .. .	Victoria .. .. .	16 "	4	0	0
" .. .. .	" .. .. .	3 packages	4	17	6
" Kerosene .. .. .	South Australia .. .. .	1 package	6	0	0
" .. .. .	Victoria .. .. .	150 <sup>1</sup> / <sub>4</sub> gallons	59	17	3
Oilmen's Stores .. .. .	South Australia .. .. .	16 "	8	0	0
" .. .. .	Victoria .. .. .	75 packages	138	10	5
Opium .. .. .	South Australia .. .. .	1 "	4	0	0
Paints .. .. .	Victoria .. .. .	96 lbs.	240	0	0
Painters' Materials .. .. .	Victoria .. .. .	3 cwt.	6	16	0
Pepper and Spices .. .. .	" .. .. .	3 packages	22	0	0
" .. .. .	" .. .. .	125 lbs.	13	15	2
Pickles and Sauces .. .. .	South Australia .. .. .	112 "	14	0	0
" .. .. .	Victoria .. .. .	10 packages	13	2	9
Pipes—Tobacco .. .. .	South Australia .. .. .	6 "	14	0	0
Pitch, Tar, and Resin .. .. .	Victoria .. .. .	2 "	2	13	9
" .. .. .	" .. .. .	3 casks	9	0	0
Potatoes .. .. .	" .. .. .	Tons cwt. qrs. lbs.			
Provisions—Bacon .. .. .	" .. .. .	4 6 1 6	69	11	6
" Hams .. .. .	" .. .. .	335 <sup>1</sup> / <sub>4</sub> lbs.	19	16	2
" .. .. .	" .. .. .	255 <sup>1</sup> / <sub>4</sub> "	16	2	1
Saddlery and Harness .. .. .	South Australia .. .. .	400 "	20	0	0
Saltpetre .. .. .	Victoria .. .. .	12 packages	162	13	0
" .. .. .	" .. .. .	2 lbs.	0	1	6
Salt .. .. .	" .. .. .	Tons cwt. qrs. lbs.			
" .. .. .	" .. .. .	11 14 1 4	161	1	9
" Rock .. .. .	South Australia .. .. .	4 0 0 0	70	0	0
" .. .. .	Victoria .. .. .	4 4 0 0	54	3	0
" .. .. .	South Australia .. .. .	2 2 2 12	30	0	0
Shooks and Staves .. .. .	Victoria .. .. .	6 loads	379	0	0
Soap .. .. .	" .. .. .	8,432 lbs.	154	7	9
Starch and Blue .. .. .	" .. .. .	20 packages	9	17	2
Spirits—Brandy .. .. .	South Australia .. .. .	280 lbs.	9	0	0
" .. .. .	Victoria .. .. .	624 gallons	741	4	0
" .. .. .	South Australia .. .. .	642 <sup>3</sup> / <sub>4</sub> "	766	0	0
" Rum .. .. .	Victoria .. .. .	311 "	274	2	0
" .. .. .	South Australia .. .. .	128 "	128	0	0
" Geneva .. .. .	South Australia .. .. .	144 <sup>1</sup> / <sub>4</sub> "	135	0	0
" Gin .. .. .	Victoria .. .. .	653 "	511	14	9
" .. .. .	South Australia .. .. .	272 <sup>3</sup> / <sub>4</sub> "	257	0	0
" Whisky .. .. .	Victoria .. .. .	197 <sup>1</sup> / <sub>2</sub> gallons	191	8	0
" .. .. .	South Australia .. .. .	306 <sup>3</sup> / <sub>4</sub> "	287	0	0
" Perfumed .. .. .	Victoria .. .. .	3 <sup>1</sup> / <sub>2</sub> "	3	18	3
Syrups, &c. .. .. .	" .. .. .	25 "	17	3	0
Cordials and Liqueurs .. .. .	" .. .. .	20 <sup>3</sup> / <sub>4</sub> "	11	7	0
Stationery—Paper, &c. .. .. .	" .. .. .	16 packages	52	1	11
Sulphur .. .. .	" .. .. .	1 package	0	10	6
Sugar—Raw .. .. .	" .. .. .	Tons cwt. qrs. lbs.			
" .. .. .	" .. .. .	17 15 2 17	722	10	4
Sundries—Free Goods .. .. .	South Australia .. .. .	12 9 1 20	347	5	0
Tea .. .. .	Victoria .. .. .	91 packages	867	6	10
" .. .. .	" .. .. .	7,076 lbs.	650	11	5
Timber—Palings .. .. .	South Australia .. .. .	6,681 "	734	12	0
" Pine .. .. .	Victoria .. .. .	2,125 No.	14	17	6
" .. .. .	" .. .. .	1,100 feet	12	0	0
Tobacco—Manufactured .. .. .	" .. .. .	2,415 <sup>1</sup> / <sub>2</sub> lbs.	642	6	11
" .. .. .	South Australia .. .. .	1,633 "	494	16	0
" Cigars .. .. .	Victoria .. .. .	29 "	23	5	0
" .. .. .	South Australia .. .. .	80 "	80	0	0
Toys and Fancy Goods .. .. .	Victoria .. .. .	27 packages	251	16	10
Turnery and Woodware .. .. .	" .. .. .	1 package	5	15	0
Tinware .. .. .	" .. .. .	22 packages	19	1	9
Twine and Thread .. .. .	" .. .. .	12 "	11	3	11
Vinegar .. .. .	" .. .. .	86 <sup>1</sup> / <sub>2</sub> gallons	16	14	11
" .. .. .	South Australia .. .. .	84 "	25	0	0
Watches and Clocks .. .. .	Victoria .. .. .	2 packages	5	0	0
Whiting and Chalk .. .. .	" .. .. .	4 "	17	0	2
Wine .. .. .	" .. .. .	569 gallons	435	3	0
" .. .. .	South Australia .. .. .	483 "	362	10	0
Woolpacks and Bagging .. .. .	Victoria .. .. .	20 bales	414	11	6
Zinc .. .. .	" .. .. .	1 package	0	7	0
TOTAL .. .. .			£	23,381	7 2



BORDER CUSTOMS—*continued.*EXPORTS *via* COROWA.

No. 85.—RETURN shewing the Quantity and Value of ARTICLES Exported from the Colony to VICTORIA, *via* COROWA, from the 19th September to the 31st December, 1864, inclusive.

ARTICLES.	COLONIES TO WHICH EXPORTED.	QUANTITY.	VALUE.
			£ s. d.
Beer in Wood .. .. .	Victoria .. .. .	150 gallons	30 0 0
"    Bottle .. .. .	"    "    "    "    "    "	32 "	13 16 0
Bricks—Common .. .. .	"    "    "    "    "    "	4,500 No.	11 5 0
Flour .. .. .	"    "    "    "    "    "	2,000 lbs.	38 0 0
Grain—Wheat .. .. .	"    "    "    "    "    "	1,828 bushels	731 4 0
"    Oats .. .. .	"    "    "    "    "    "	4 bushels	1 0 0
"    Maize .. .. .	"    "    "    "    "    "	260 "	91 0 0
Live Stock—Horses .. .. .	"    "    "    "    "    "	50 head	250 0 0
"    Cattle .. .. .	"    "    "    "    "    "	1,368 "	8,376 0 0
"    Sheep .. .. .	"    "    "    "    "    "	4,638 "	2,693 8 0
"    Pigs .. .. .	"    "    "    "    "    "	54 "	90 0 0
Salt .. .. .	"    "    "    "    "    "	624 lbs.	5 4 0
Skins—Horned Cattle .. .. .	"    "    "    "    "    "	62 No.	25 14 0
"    Sheep .. .. .	"    "    "    "    "    "	770 "	86 2 9
Soap .. .. .	"    "    "    "    "    "	56 lbs.	1 8 0
Timber—Pine .. .. .	"    "    "    "    "    "	6 loads	39 16 0
Tobacco—Unmanufactured .. .. .	"    "    "    "    "    "	183 lbs.	9 3 0
Vinegar .. .. .	"    "    "    "    "    "	4 gallons	1 10 0
Wine .. .. .	"    "    "    "    "    "	4,600 "	1,725 0 0
Wool .. .. .	"    "    "    "    "    "	Tons cwt. qrs. lbs.	
Woolpacks .. .. .	"    "    "    "    "    "	323 19 3 3	43,553 6 0
		1 bale	12 15 0
	TOTAL .. .. .	.. .. .	£ 57,785 11 9

IMPORTS *via* MOAMA.

No. 86.—RETURN shewing the Quantity and Value of ARTICLES Imported into the Colony *via* MOAMA, from the 19th September to the 31st December, 1864.

ARTICLES.	COLONIES FROM WHENCE IMPORTED.	QUANTITY.	VALUE.
			£
Acids .. .. .	Victoria .. .. .	3 cases	11
Agricultural Implements .. .. .	"    "    "    "    "    "	4 packages	55
Alkali and Soda .. .. .	"    "    "    "    "    "	16 cwt.	24
Anvils .. .. .	"    "    "    "    "    "	1 No.	1
Apparel and Slops .. .. .	"    "    "    "    "    "	75 packages	3,262
Apothecaries' Ware .. .. .	"    "    "    "    "    "	12 cases	72
Arms and Ammunition—Guns .. .. .	"    "    "    "    "    "	3 No.	15
"    "    Gunpowder .. .. .	"    "    "    "    "    "	151 lbs.	11
"    "    Shot .. .. .	"    "    "    "    "    "	17 cwt.	51
"    "    Percussion Caps .. .. .	"    "    "    "    "    "	1 case	10
Arsenic .. .. .	"    "    "    "    "    "	1 cwt.	10
Baskets .. .. .	"    "    "    "    "    "	5 packages	25
Beer—In Wood .. .. .	South Australia .. .. .	7,107 gallons	836
"    In Bottle .. .. .	Victoria .. .. .	637 "	75
	South Australia .. .. .	4,398 "	1,429
	Victoria .. .. .	637 "	206
Bedding .. .. .	"    "    "    "    "    "	12 packages	28
Bellows—Smiths' .. .. .	"    "    "    "    "    "	1 No.	2
Blankets and Counterpanes .. .. .	"    "    "    "    "    "	3 bales	35
Bran .. .. .	"    "    "    "    "    "	108 bushels	13
Bricks—Common .. .. .	"    "    "    "    "    "	3,000 No.	6
"    Bath .. .. .	"    "    "    "    "    "	4 cases	6
Brushware .. .. .	"    "    "    "    "    "	1 package	1
Butter and Cheese .. .. .	"    "    "    "    "    "	12 cwt.	51
Candles .. .. .	"    "    "    "    "    "	2,934 lbs.	183
Candlewick .. .. .	"    "    "    "    "    "	1 bale	5
Canvas—Tents .. .. .	"    "    "    "    "    "	1 bale	2
Carpeting .. .. .	"    "    "    "    "    "	3 bales	15
Carriages .. .. .	"    "    "    "    "    "	2 No.	140
Carriage Materials .. .. .	"    "    "    "    "    "	117 packages	80
Carts, Drays, and Waggon's .. .. .	"    "    "    "    "    "	1 No.	10
Cement .. .. .	"    "    "    "    "    "	29 barrels	36
Chain .. .. .	"    "    "    "    "    "	3 cwt.	11
Cider .. .. .	"    "    "    "    "    "	2 gallons	1
Coffee and Chicory .. .. .	South Australia .. .. .	1,394 lbs.	69
	"    "    "    "    "    "	1,461 "	73

## NEW SOUTH WALES—1864.

113

## BORDER CUSTOMS—continued.

IMPORTS *via* MOAMA—continued.

ARTICLES.	COLONIES FROM WHENCE IMPORTED.	QUANTITY.	VALUE.
Confections and Preserves .. .. .	Victoria .. .. .	70 packages	£ 193
Cordage and Rope .. .. .	" .. .. .	15 "	37
Corks and Bungs .. .. .	" .. .. .	8 "	24
Drugs and Medicines .. .. .	" .. .. .	41 cases	253
Earthenware and China .. .. .	" .. .. .	39 packages	312
Fish—Fresh, Salted, Dried, and Preserved .. .. .	" .. .. .	48 "	51
" Oysters .. .. .	" .. .. .	5 cases	4
Flour .. .. .	" .. .. .	132 tons	3,168
" Bread .. .. .	" .. .. .	88 cwt.	211
" Biscuits .. .. .	" .. .. .	24 packages	50
Fruit—Bottled .. .. .	" .. .. .	5 "	8
" Green .. .. .	" .. .. .	88 "	90
" Dried .. .. .	" .. .. .	53 cwt.	148
" .. .. .	South Australia .. .. .	55 "	139
Furniture .. .. .	Victoria .. .. .	136 packages	856
Glass—Window .. .. .	" .. .. .	26 "	39
" Glassware .. .. .	" .. .. .	16 casks	111
" Looking .. .. .	" .. .. .	1 case	4
Glue .. .. .	" .. .. .	1 cwt.	2
Grain—Wheat .. .. .	" .. .. .	3 bushels	1
" Oats .. .. .	" .. .. .	1,503 "	301
" Rice .. .. .	" .. .. .	20 cwt.	26
" .. .. .	South Australia .. .. .	50 "	55
" Maize .. .. .	Victoria .. .. .	66 bushels	19
" Pollard .. .. .	" .. .. .	36 "	4
Gutta Percha Tubing .. .. .	" .. .. .	1 package	5
Haberdashery .. .. .	" .. .. .	4 cases	83
Hardware and Ironmongery .. .. .	" .. .. .	276 packages	2,277
Hay and Chaff .. .. .	" .. .. .	3 tons	21
Horsehair .. .. .	" .. .. .	2 cwt.	3
Hosiery and Gloves .. .. .	" .. .. .	2 cases	70
Instruments—Musical .. .. .	" .. .. .	3 "	135
Iron—Tanks .. .. .	" .. .. .	16 No.	336
" Wire .. .. .	" .. .. .	58 tons	1,740
" and Steel Bars .. .. .	" .. .. .	44 "	836
" Castings .. .. .	" .. .. .	14 packages	64
" Pipes .. .. .	" .. .. .	4 tons.	60
Kegs—Empty .. .. .	" .. .. .	66 No.	40
Lamps .. .. .	" .. .. .	1 cask	5
Lead—Sheet .. .. .	" .. .. .	27 cwt.	41
" Piping .. .. .	" .. .. .	20 "	35
Leather—Unmanufactured .. .. .	" .. .. .	9 bales	117
" Boots and Shoes .. .. .	" .. .. .	40 cases	810
Lime-juice .. .. .	" .. .. .	56 gallons	19
Lime .. .. .	" .. .. .	7 tons	86
Linendrapery .. .. .	" .. .. .	149 packages	5,365
Live Stock—Sheep .. .. .	" .. .. .	1,194 No.	6,716
Matches .. .. .	" .. .. .	6 cases	19
Machinery—Agricultural .. .. .	" .. .. .	2 No.	250
Metal—Galvanized .. .. .	" .. .. .	10 tons	480
Molasses and Treacle .. .. .	" .. .. .	89 lbs.	1
Nails .. .. .	" .. .. .	121 cwt.	168
Oatmeal .. .. .	" .. .. .	10 "	16
Oil—Sperm .. .. .	" .. .. .	15 gallons	8
" Black .. .. .	" .. .. .	5 "	2
" Linseed .. .. .	" .. .. .	90 "	31
" Rape .. .. .	" .. .. .	165 "	55
" Olive .. .. .	" .. .. .	8 "	6
" Colza .. .. .	" .. .. .	10 "	3
" China .. .. .	" .. .. .	15 "	5
" Castor .. .. .	" .. .. .	12 "	9
" Kerosene .. .. .	" .. .. .	464 "	116
Oilcloth .. .. .	" .. .. .	2 packages	10
Onions .. .. .	" .. .. .	1 case	2
Oilmen's Stores .. .. .	" .. .. .	255 packages	1,427
Paints .. .. .	" .. .. .	212 cwt.	426
Paperhangings .. .. .	" .. .. .	4 packages	11
Peas—Split .. .. .	" .. .. .	2 casks	1
Pepper and Spices .. .. .	" .. .. .	15 cases	36
Perfumery .. .. .	" .. .. .	2 "	15
Pickles and Sauces .. .. .	" .. .. .	51 "	61
Picture .. .. .	" .. .. .	1 No.	20
Pipes—Tobacco .. .. .	" .. .. .	7 boxes	21
Pitch, Tar, and Resin .. .. .	" .. .. .	34 barrels	73
Potatoes .. .. .	" .. .. .	21 tons	168
Provisions—Bacon .. .. .	" .. .. .	17 cwt.	63
" Hams .. .. .	" .. .. .	1 "	6
Saddlery and Harness .. .. .	" .. .. .	7 packages	118
Salt .. .. .	Victoria .. .. .	24 tons	96
" Rock .. .. .	South Australia .. .. .	4 "	16
" .. .. .	Victoria .. .. .	8 "	16
Sashes and Doors .. .. .	" .. .. .	43 packages	106
Soap .. .. .	" .. .. .	54 cwt.	174
" .. .. .	South Australia .. .. .	4 "	6

## STATISTICS OF

BORDER CUSTOMS—*continued.*IMPORTS *via* MOAMA—*continued.*

ARTICLES.	COLONIES FROM WHENCE IMPORTED.	QUANTITY.	VALUE.
			£
Soda and Seltzer-water .. .. .	Victoria .. .. .	9 casks	35
Starch and Blue .. .. .	" .. .. .	2 cwt.	23
Spirits—Brandy .. .. .	Victoria .. .. .	23 $\frac{1}{2}$ gallons	27
	South Australia .. .. .	1,141 $\frac{1}{2}$ "	1,307
" Rum .. .. .	Victoria .. .. .	3 $\frac{1}{2}$ "	2
	South Australia .. .. .	1,596 "	777
" Geneva .. .. .	Victoria .. .. .	3 $\frac{1}{2}$ "	2
	South Australia .. .. .	268 $\frac{1}{2}$ "	308
" Gin.. .. .	Victoria .. .. .	1 $\frac{1}{2}$ gallons	1
	South Australia .. .. .	36 $\frac{1}{2}$ "	26
" Whisky .. .. .	Victoria .. .. .	5 $\frac{1}{2}$ "	4
	South Australia .. .. .	162 $\frac{1}{2}$ "	89
" Perfumed .. .. .	Victoria .. .. .	12 $\frac{1}{2}$ "	37
" Cordials .. .. .	Victoria .. .. .	14 $\frac{1}{2}$ gallons	11
	Victoria .. .. .	3 gallons	4
" All other .. .. .	South Australia .. .. .	64 "	84
Stationery—Books .. .. .	Victoria .. .. .	4 cases	69
" Paper .. .. .	" .. .. .	8 packages	47
Stones—Grind .. .. .	" .. .. .	18 No.	13
Sugar—Raw .. .. .	Victoria .. .. .	cwt. qrs. lbs. 264 1 12 net	660
" Refined .. .. .	South Australia .. .. .	1,017 1 15 "	2,542
Sulphur .. .. .	Victoria .. .. .	44 1 26 "	132
Sundries—Free Goods .. .. .	" .. .. .	2 packages "	2
Tea .. .. .	" .. .. .	24 "	167
	Victoria .. .. .	6,283 lbs.	786
	South Australia .. .. .	12,947 "	1,618
Timber—Deals .. .. .	Victoria .. .. .	30 pieces	10
" Laths .. .. .	" .. .. .	35 bundles	17
" Pieces .. .. .	" .. .. .	840 No.	20
" White Pine .. .. .	" .. .. .	65 pieces	7
" All other .. .. .	" .. .. .	920 feet	4
Tinware .. .. .	" .. .. .	4 packages	11
Tobacco—Manufactured .. .. .	Victoria .. .. .	645 $\frac{1}{2}$ lbs.	174
" Cigars .. .. .	South Australia .. .. .	3,555 "	666
" Sheepwash .. .. .	Victoria .. .. .	6 "	6
Toys and Fancy Goods .. .. .	" .. .. .	224 "	7
Turnery and Woodware .. .. .	" .. .. .	8 cases	83
Turpentine and Varnish .. .. .	" .. .. .	10 packages	12
Twine and Thread .. .. .	" .. .. .	6 gallons	5
Vinegar .. .. .	" .. .. .	19 packages	46
" Raspberry .. .. .	" .. .. .	234 gallons	35
Watches and Clocks .. .. .	" .. .. .	11 "	4
Whiting and Chalk .. .. .	" .. .. .	2 cases	17
Wine .. .. .	" .. .. .	7 casks	21
	" .. .. .	203 $\frac{1}{2}$ gallons	71
Woolpacks and Bagging .. .. .	South Australia .. .. .	661 $\frac{1}{2}$ "	231
Zinc .. .. .	Victoria .. .. .	31 bales	713
	" .. .. .	21 cwt.	37
		TOTAL .. .. .	£ 46,841

EXPORTS *via* MOAMA.No. 87.—RETURN shewing the Quantity and Value of ARTICLES Exported from the Colony, *via* MOAMA, from the 19th September to the 31st December, 1864.

ARTICLES.	COLONIES TO WHICH EXPORTED.	QUANTITY.	VALUE.
			£
Wool .. .. .	Victoria .. .. .	11,303 bales	452,120
Meat—Beef .. .. .	" .. .. .	1,950 cwt.	1,950
Live Stock—Horses .. .. .	" .. .. .	195 No.	975
" Cattle .. .. .	" .. .. .	17,004 "	102,024
" Sheep .. .. .	" .. .. .	21,569 "	15,098
Boats .. .. .	" .. .. .	2 "	11
Hides .. .. .	" .. .. .	239 "	107
Skins .. .. .	" .. .. .	42 bundles	70
Sawn Timber (Hardwood) .. .. .	" .. .. .	26,000 feet	117
Aerated Waters .. .. .	" .. .. .	4,200 dozen	630
Cordials (not dutiable) .. .. .	" .. .. .	154 "	195
		TOTAL .. .. .	£ 573,297

BORDER CUSTOMS—continued.

IMPORTS *via* SWAN HILL CROSSING.

No. 88.—RETURN shewing the Quantity and Value of ARTICLES Imported into the Colony *via* SWAN HILL CROSSING, from the 19th September to the 31st December, 1864, inclusive.

ARTICLES.	COLONIES FROM WHENCE IMPORTED.	QUANTITY.	VALUE.
Agricultural Implements .. .. .	Victoria .. .. .	4 packages	£ 71
Apparel and Slops .. .. .	" .. .. .	17 "	408
Ammunition—Shot .. .. .	" .. .. .	4 cwt.	12
Bags and Sacks .. .. .	" .. .. .	3 bales	30
Beer—In Bottles .. .. .	" .. .. .	38 gallons	15
Blankets and Counterpanes .. .. .	" .. .. .	4 bales	115
Bran .. .. .	" .. .. .	28 bushels	14
Bricks—Bath .. .. .	" .. .. .	2 packages	6
Candles .. .. .	" .. .. .	650 lbs.	51
Candlewick .. .. .	" .. .. .	2 packages	20
Canvas .. .. .	" .. .. .	2 bales	40
Carriages .. .. .	" .. .. .	1 case	75
Carriage Materials .. .. .	" .. .. .	5 packages	30
Carts, Drays, Barrows, and Waggons .. .. .	" .. .. .	3 No.	110
Cement .. .. .	" .. .. .	17 barrels	31
Coffee .. .. .	" .. .. .	12 lbs.	1
Confectionery and Preserves .. .. .	" .. .. .	13 packages	91
Cordage and Rope .. .. .	" .. .. .	8 "	49
Cutlery .. .. .	" .. .. .	6 "	83
Drugs and Medicines .. .. .	" .. .. .	12 "	134
Earthenware and China .. .. .	" .. .. .	13 "	150
Fish—Fresh, Salted, and Dried .. .. .	" .. .. .	10 "	40
Flour .. .. .	" .. .. .	18 tons	940
" .. .. .	South Australia .. .. .	10 "	
Fruit—Bottled .. .. .	Victoria .. .. .	26 cases	104
" Dried .. .. .	" .. .. .	61 cwt.	222
Furniture .. .. .	" .. .. .	11 packages	124
Glass—Window .. .. .	" .. .. .	4 "	13
" Glassware .. .. .	" .. .. .	3 "	29
Grain—Oats .. .. .	" .. .. .	142 bushels	66
" Rice .. .. .	" .. .. .	2 tons	55
" Maize .. .. .	" .. .. .	26 bushels	12
Grindery .. .. .	" .. .. .	7 packages	109
Haberdashery .. .. .	" .. .. .	6 "	128
Hardware and Ironmongery .. .. .	" .. .. .	152 "	1,197
" .. .. .	South Australia .. .. .	14 "	
Hats, Caps, and Bonnets .. .. .	Victoria .. .. .	2 cases	43
Hay .. .. .	" .. .. .	1 ton	15
Hops .. .. .	" .. .. .	2 pockets	14
Instruments—Musical .. .. .	" .. .. .	1 case	65
Iron and Steel .. .. .	" .. .. .	17 tons	268
Jewellery .. .. .	" .. .. .	3 cases	148
Lead—Piping .. .. .	" .. .. .	2 tons	80
Leather—Unmanufactured .. .. .	" .. .. .	5 packages	53
" Boots and Shoes .. .. .	" .. .. .	20 trunks	607
Lime-juice .. .. .	" .. .. .	146 gallons	54
Linendrapery .. .. .	" .. .. .	69 packages	2,137
Live Stock—Sheep .. .. .	" .. .. .	3 No.	30
Matches .. .. .	" .. .. .	2 cases	15
Machinery .. .. .	" .. .. .	12 packages	158
" for weighing .. .. .	" .. .. .	2 "	28
Malt .. .. .	" .. .. .	12 bushels	6
Metal—Galvanized .. .. .	" .. .. .	19 packages	350
Nails .. .. .	Victoria .. .. .	27 packages	65
Oatmeal .. .. .	" .. .. .	8 casks	16
" Pearl Barley .. .. .	" .. .. .	4 "	8
Oil—Linseed .. .. .	South Australia .. .. .	36 gallons	34
" Olive .. .. .	Victoria .. .. .	20 "	8
" Kerosene .. .. .	" .. .. .	126 "	51
" Castor .. .. .	" .. .. .	9 "	5
Oilmen's Stores .. .. .	" .. .. .	79 packages	350
Onions .. .. .	" .. .. .	1 ton	12
Paints .. .. .	" .. .. .	3 "	87
Peas—Split .. .. .	" .. .. .	6 barrels	10
Pepper and Spices .. .. .	" .. .. .	1 package	12
Pickles and Sauces .. .. .	" .. .. .	31 cases	87
Pipes—Tobacco .. .. .	" .. .. .	9 "	25
Pitch, Tar, and Resin .. .. .	" .. .. .	6 barrels	13
Potatoes .. .. .	" .. .. .	5 tons	72
Saddlery and Harness .. .. .	" .. .. .	8 packages	215
Salt .. .. .	" .. .. .	7 tons	55
" Rock .. .. .	" .. .. .	1 ton	10
Silks .. .. .	" .. .. .	2 cases	35
Soap .. .. .	" .. .. .	27 cwt.	72
Soda .. .. .	" .. .. .	1 ton	14
Starch and Blue .. .. .	" .. .. .	2 packages	7
Spirits—Brandy .. .. .	" .. .. .	1 gallon	2
" Geneva .. .. .	" .. .. .	1 "	20
" .. .. .	South Australia .. .. .	16 "	
Stationery—Books .. .. .	Victoria .. .. .	2 cases	35
" Paper and Parchment .. .. .	" .. .. .	4 "	57
Stones—Grind .. .. .	" .. .. .	8 No.	15

BORDER CUSTOMS—*continued.*IMPORTS *via* SWAN HILL CROSSING—*continued.*

ARTICLES.	COLONIES FROM WHENCE IMPORTED.	QUANTITY.	VALUE.
Stones—Sharpening .. .. .	Victoria .. .. .	3 casks	£ 9
Sugar—Raw .. .. .	" .. .. .	4 cwt. 2 qrs. 15 lbs.	12
Tea .. .. .	" .. .. .	32 lbs.	5
Timber—Deals .. .. .	" .. .. .	301 No.	160
" Pieces .. .. .	" .. .. .	410 pieces	63
Tin .. .. .	" .. .. .	4 casks	42
Tobacco—Manufactured .. .. .	" .. .. .	106 lbs.	38
Turnery and Woodware .. .. .	" .. .. .	14 packages	41
Turpentine and Varnish .. .. .	" .. .. .	58 gallons	46
Vinegar .. .. .	" .. .. .	20 "	6
Whiting and Chalk .. .. .	" .. .. .	4 casks	8
Wire .. .. .	" .. .. .	85 bundles	125
Wine .. .. .	" .. .. .	2 gallons	2
Woolpacks and Bagging .. .. .	" .. .. .	23 bales	280
Zinc .. .. .	" .. .. .	3 cases	50
		TOTAL ..	£ 10,930

EXPORTS *via* SWAN HILL CROSSING.

No. 89.—RETURN shewing the Quantity and Value of ARTICLES Exported from the Colony *via* SWAN HILL CROSSING, from the 19th September to the 31st December, 1864, inclusive.

ARTICLES.	COLONY TO WHICH EXPORTED.	QUANTITY.	VALUE.
Eggs—Emu .. .. .	Victoria .. .. .	2 packages	£ 20
Live Stock—Horses .. .. .	" .. .. .	50 No.	500
" Horned Cattle .. .. .	" .. .. .	3,090 "	13,905
" Sheep .. .. .	" .. .. .	8,218 "	6,163
Skins—Sheep .. .. .	" .. .. .	25 bundles	115
Tallow .. .. .	" .. .. .	20 cwt.	30
Wool .. .. .	" .. .. .	1,122,240 lbs.	74,816
		TOTAL ..	£ 95,549

IMPORTS *via* EUSTON.

No. 90.—RETURN shewing the Quantity and Value of ARTICLES Imported into the Colony, *via* EUSTON, from 19th September to 31st December, 1864, inclusive.

ARTICLES.	COLONIES FROM WHENCE IMPORTED.	QUANTITY.	VALUE.
Agricultural Implements .. .. .	Victoria .. .. .	1 package	£ 30
Apparel and Slops .. .. .	" .. .. .	15 packages	275
Beer—in Wood .. .. .	South Australia .. .. .	348 gallons	75
" in Bottles .. .. .	" .. .. .	447 "	155
Bellows (Smiths') .. .. .	Victoria .. .. .	1 No.	10
Candles .. .. .	" .. .. .	90 lbs.	8
Carts, Drays, Waggons, and Barrows .. .. .	" .. .. .	13 No.	195
Coffee .. .. .	" .. .. .	92 lbs.	8
" .. .. .	South Australia .. .. .	872 "	90
Confections and Preserves .. .. .	Victoria .. .. .	1 package	2
Drugs and Medicines .. .. .	" .. .. .	2 packages	65
Eggs .. .. .	" .. .. .	1 box	2
Flour .. .. .	" .. .. .	2 tons	56
" .. .. .	South Australia .. .. .	53 "	1,484
Fruit—Dried .. .. .	" .. .. .	3½ cwt.	16





NEW SOUTH WALES—1864.

BORDER CUSTOMS—continued.  
IMPORTS *via* WENTWORTH—continued.

ARTICLES.	COLONIES FROM WHENCE IMPORTED.	QUANTITY.	VALUE.
Twine and Thread .. .. .	South Australia .. .. .	1 pkg.	£ 1
Vegetables—Preserved .. .. .	" .. .. .	56 cwt.	104
Vinegar .. .. .	" .. .. .	70 galls.	14
Wine .. .. .	" .. .. .	921 "	460
" .. .. .	Victoria .. .. .	31 "	15
Woolpacks .. .. .	South Australia .. .. .	25 bales	795
" .. .. .	Victoria .. .. .	6 "	150
Zinc .. .. .	South Australia .. .. .	1 bdl.	2
		TOTAL ..	£ 96,140

EXPORTS *via* WENTWORTH.

No. 93.—RETURN shewing the Quantity and Value of ARTICLES Exported from the Colony, *via* WENTWORTH, from 19th September to 31st December, 1864, inclusive.

ARTICLES.	COLONIES TO WHICH EXPORTED.	QUANTITY.	VALUE.
Eggs—Emu .. .. .	South Australia .. .. .	1 case	£ 3
Flour .. .. .	Victoria .. .. .	30 cwt.	45
Hardware and Ironmongery .. .. .	" .. .. .	18 pkgs.	37
Live Stock—Cattle .. .. .	South Australia .. .. .	434 head	3,038
" Horses .. .. .	" .. .. .	336 "	3,360
Sheep Skins .. .. .	" .. .. .	23 bdl.	230
Sundries .. .. .	Victoria .. .. .	24 pkgs.	36
Tallow .. .. .	South Australia .. .. .	9 casks	130
Tea .. .. .	Victoria .. .. .	168 lbs.	25
Wool .. .. .	South Australia .. .. .	4,909 bales	98,280
		TOTAL ..	£ 105,184

SHIPPING *via* THE MURRAY, MURRUMBIDGEE, AND DARLING RIVERS.

VESSELS INWARDS.

No. 94.—RETURN of SHIPPING *via* the MURRAY, MURRUMBIDGEE, and DARLING RIVERS, from the 19th September to 31st December, 1864, inclusive.

COLONY FROM WHENCE ARRIVED.	BRITISH.								
	WITH CARGOES.			IN BALLAST.			TOTAL.		
	Vessels.	Tons.	Crews.	Vessels.	Tons.	Crews.	Vessels.	Tons.	Crews.
*AT ALBURY— From South Australia .. .. .	2	340	21	....	....	....	2	340	21
*AT COROWA— From South Australia .. .. .	3	555	30	....	....	....	3	555	30
" Victoria .. .. .	1	115	6	....	....	....	1	115	6
	4	670	36	....	....	....	4	670	36
*AT MOAMA— From South Australia .. .. .	3	544	32	....	....	....	3	544	32
" Victoria .. .. .	1	144	12	....	....	....	1	144	12
	4	688	44	....	....	....	4	688	44
*AT SWAN HILL CROSSING— From Victoria .. .. .	24	885	106	3	130	14	27	1,015	120
" South Australia .. .. .	5	515	32	....	....	....	5	515	32
	29	1,400	138	3	130	14	32	1,530	152
*AT EUSTON— From Victoria .. .. .	4	790	45	2	230	13	6	1,020	58
" South Australia .. .. .	4	790	45	....	....	....	4	790	45
	8	1,580	90	2	230	13	10	1,810	103
*AT WENTWORTH— From South Australia .. .. .	14	2,081	134	....	....	....	14	2,081	134

\* Customs Stations.



## STATISTICS OF

BORDER CUSTOMS—*continued.*No. 95.—SHIPPING *via* THE MURRAY, MURRUMBIDGEE, AND DARLING RIVERS—*continued.*

## VESSELS OUTWARDS.

COLONIES TO WHICH DEPARTED.	BRITISH.								
	WITH CARGOES.			IN BALLAST.			TOTAL.		
	Vessels.	Tons.	Crews.	Vessels.	Tons.	Crews.	Vessels.	Tons.	Crews.
*FROM ALBURY—									
To South Australia .. .. .	1	220	12	....	....	....	1	220	12
„ Victoria .. .. .	1	120	9	....	....	....	1	120	9
	2	341	21	....	....	....	2	341	21
*FROM COROWA—									
To South Australia .. .. .	1	220	12	....	....	....	1	220	12
„ Victoria .. .. .	1	115	6	....	....	....	1	115	6
	2	335	18	....	....	....	2	335	18
*FROM MOAMA—									
To Victoria .. .. .	2	344	22	1	144	12	3	488	34
„ South Australia .. .. .	1	200	10	....	....	...	1	200	10
	3	544	32	1	144	12	4	688	44
*FROM SWAN HILL CROSSING—									
To Victoria .. .. .	20	630	66	1	10	2	21	640	68
„ South Australia .. .. .	3	260	16	1	120	8	4	380	24
	23	890	82	2	130	10	25	1,020	92
*FROM EUSTON—									
To Victoria .. .. .	3	600	36	....	....	....	3	600	36
„ South Australia .. .. .	4	790	45	2	380	22	6	1,170	67
	7	1,390	81	2	380	22	9	1,770	103
*FROM WENTWORTH—									
To South Australia .. .. .	11	1,586	103	2	380	22	13	1,966	125

\* Customs Stations.

NOTE.—Nationality of Vessels—British.

## PART IV.

## MILLS AND MANUFACTURES.

## CONTENTS.

NUMBER OF RETURN.		PAGE.
96	MILLS FOR GRINDING AND DRESSING GRAIN, IN THE OLD SETTLED AND THE PASTORAL DISTRICTS, DURING THE YEAR ... ..	122
97	" " (DECENNIAL RETURN) ... ..	122
98	MANUFACTORIES, WORKS, &C., IN THE OLD SETTLED AND PASTORAL DISTRICTS, DURING THE YEAR ... ..	123
99	" " (DECENNIAL RETURN) ... ..	125
100	WOOLLENS MANUFACTURED DURING THE YEAR ... ..	126
101	" " (DECENNIAL RETURN) ... ..	126
102	SOAP AND CANDLES MANUFACTURED DURING THE YEAR ... ..	126
103	" " (DECENNIAL RETURN) ... ..	127
104	TOBACCO MANUFACTURED DURING THE YEAR ... ..	127
105	" " (DECENNIAL RETURN) ... ..	127
106	REFINED SUGAR MANUFACTURED DURING THE YEAR ... ..	128
107	" " (DECENNIAL RETURN) ... ..	128
108	LIVE STOCK SLAUGHTERED FOR TALLOW AND LARD DURING THE YEAR ... ..	128
109	" " (DECENNIAL RETURN) ... ..	129
110	COLONIAL DISTILLED SPIRITS ... ..	129

STATISTICS OF

MILLS.

No. 96.—RETURN of the Number of MILLS for Grinding and Dressing Grain, in the Colony, during the Year 1864.

DISTRICTS.						DISTRICTS.					
Steam.	Water.	Wind.	Horse.	TOTAL.		Steam.	Water.	Wind.	Horse.	TOTAL.	
No.	No.	No.	No.	No.		No.	No.	No.	No.	No.	
<b>OLD SETTLED DISTRICTS.</b>						<b>PASTORAL DISTRICTS.</b>					
Bathurst .. .. .	13	1	1	..	15	<i>The Clarence—</i>					
Berrima .. .. .	1	1	1	..	3	Grafton .. .. .					
Braidwood .. .. .	2	1	..	..	3	1	..	..	..	1	
Broulee .. .. .	1	..	..	..	1	<i>Lachlan—</i>					
Camden, Picton, &c.	6	..	1	1	8	North Gundagai .. .. .					
Campbelltown .. .	3	..	2	..	5	2	..	..	..	2	
Carcoar .. .. .	4	..	..	..	4	<i>Liverpool Plains—</i>					
Dungog .. .. .	2	1	..	..	3	Tamworth .. .. .					
Goulburn .. .. .	3	..	1	2	6	2	..	..	1	3	
Hartley .. .. .	1	..	..	..	1	<i>Monaro—</i>					
Kiama .. .. .	2	1	..	..	3	Cooma .. .. .					
Maitland .. .. .	9	..	..	..	9	Eden .. .. .					
Manning River .. .	2	..	..	..	2	1	..	..	..	1	
Molong .. .. .	1	..	..	..	1	3	..	..	..	3	
Mudgee .. .. .	4	..	..	..	4	4	..	..	..	4	
Murrurundi .. .. .	2	..	..	..	2	<i>Murrumbidgee—</i>					
Muswellbrook .. .	1	..	..	..	1	Albury .. .. .					
Newcastle .. .. .	1	..	..	..	1	South Gundagai .. .					
Orange .. .. .	2	..	..	..	2	Tumut .. .. .					
Parramatta .. .. .	3	..	1	..	4	..	3	..	..	3	
Paterson .. .. .	3	1	..	..	4	4	4	..	..	8	
Patrick's Plains ..	4	..	..	..	4	<i>M'Leay—</i>					
Penrith .. .. .	2	3	..	1	6	M'Leay .. .. .					
Port Macquarie .. .	..	1	1	..	2	1	..	..	..	1	
Port Stephens .. .	1	1	..	..	2	<i>New England—</i>					
Queanbeyan .. .. .	3	..	1	..	4	Armidale .. .. .					
Raymond Terrace ..	2	..	..	..	2	Tenterfield .. .. .					
Rylstone .. .. .	1	..	..	..	1	Wellingrove .. .. .					
Scone .. .. .	1	..	..	1	2	5	..	..	1	6	
Shoalhaven .. .. .	2	..	1	2	5	1	1	..	..	2	
Sydney .. .. .	13	..	2	..	15	4	..	..	..	4	
Wellington .. .. .	1	..	..	..	1	10	1	..	1	12	
Windsor .. .. .	6	..	..	2	8	<b>TOTAL, PASTORAL DISTRICTS</b>					
Wollongong .. .. .	3	..	..	..	3	<b>TOTAL, OLD SETTLED DISTRICTS</b>					
Wollombi, &c. .. .	3	..	..	..	3	24	5	..	2	31	
Yass .. .. .	3	..	..	..	3	111	11	12	9	143	
<b>TOTAL</b> .. .. .	<b>111</b>	<b>11</b>	<b>12</b>	<b>9</b>	<b>143</b>	<b>GENERAL TOTAL</b> ..					
						135	16	12	11	174	

No. 97.—DECENNIAL RETURN of the Number of MILLS for Grinding and Dressing Grain.

YEAR.	STEAM.	WATER.	WIND.	HORSE.	TOTAL.
	No.	No.	No.	No.	No.
1855	82	29	19	17	147
1856	92	26	21	15	154
1857	101	19	19	18	157
1858	110	23	23	13	169
1859	118	22	17	20	177
1860	134	24	20	15	193
1861	134	22	16	12	184
1862	131	19	12	19	181
1863	129	20	13	18	180
1864	135	16	12	11	174





NEW SOUTH WALES—1864.

MANUFACTORIES, WORKS, &c.—continued.

No. 99.—DECENNIAL RETURN of the Number of MANUFACTORIES, WORKS, &c, in the Colony.

MANUFACTORIES, WORKS, &c.	1855.	1856.	1857.	1858.	1859.	1860.	1861.	1862.	1863.	1864.
<b>CONNECTED WITH OR DEPENDENT UPON AGRICULTURE—</b>										
Tobacco .. .. .	8	9	5	9	11	8	11	15	31	39
Bakeries (Steam) .. .. .	2	2	2	2	3	2	2	2	3	2
Reaping and Threshing Machines .. .. .	11	*23	30	*23	236	282	291	305	359	419
Hay-pressing Machines .. .. .	..	..	..	..	..	..	..	1	170	203
Chaff-cutting Machines .. .. .	..	..	..	..	..	..	..	..	281	346
Bone Manure .. .. .	..	..	..	..	..	..	..	..	3	6
Wine Presses .. .. .	..	..	..	..	..	..	..	..	..	1
Cotton Gins .. .. .	..	..	..	..	..	..	..	..	..	2
Sugar-crushing Machine .. .. .	..	..	..	..	..	..	..	..	..	1
<b>WORKING ON RAW MATERIALS THE PRODUCTION OF THE PASTORAL INTEREST—</b>										
Woollen Cloth .. .. .	5	5	5	3	5	8	8	5	5	5
Tanneries, &c. .. .. .	60	54	49	50	67	69	76	83	92	94
Fellmongers, &c. .. .. .	..	..	..	..	..	..	..	..	22	17
Salting and Meat-preserving Establishments .. .. .	6	12	7	6	7	6	7	11	10	9
Boiling-down Establishments .. .. .	31	36	23	17	6	20	38	35	39	57
Wool-washing Establishments .. .. .	..	..	..	..	..	..	..	..	2	2
Sheep-washing Machines .. .. .	..	..	..	..	..	..	..	..	2	..
Wool-pressing Machines (Steam) .. .. .	..	..	..	..	..	..	..	3	5	3
Soap and Candle .. .. .	18	23	24	34	27	36	28	33	36	29
<b>MANUFACTURE OF ARTICLES OF FOOD OF WHICH THE RAW MATERIAL IS NOT THE PRODUCE OF AGRICULTURE, AND OF ARTICLES OF DRINK—</b>										
Distilleries and Sugar Refineries .. .. .	3	3	3	4	3	5	7	7	17	16
Rectifying and Compounding .. .. .	1	1	2	..	..	..	2	2	2	1
Breweries .. .. .	14	9	10	7	8	12	12	11	15	8
Coffee Mills (Steam) .. .. .	..	..	..	..	..	..	2	3	6	5
<b>BUILDING MATERIALS, AND PLASTIC MANUFACTURES—</b>										
Brick-making, &c. .. .. .	1	2	2	27	30	121	118	145	161	187
Limekilns .. .. .	..	..	..	..	..	..	..	..	33	89
Saw Mills (Steam and Water) .. .. .	12	19	26	23	42	48	61	54	62	57
Potteries .. .. .	5	6	5	6	7	6	5	5	5	7
<b>MACHINE MANUFACTORIES, BRASS, IRON, AND LEAD WORKS—</b>										
Iron and Brass Foundries, &c. .. .. .	14	16	10	9	7	15	13	15	22	22
Type Foundries .. .. .	1	1	..	..	..	..	1	2	2	2
Engineering .. .. .	..	..	..	..	..	..	..	4	13	18
Millwrights and Machinists .. .. .	..	..	..	..	..	..	..	..	30	32
Boiler .. .. .	..	..	..	..	..	..	3	4	9	16
<b>MISCELLANEOUS WORKS, &amp;c.—</b>										
Quartz-crushing Machines .. .. .	1	1	4	8	12	18	17	28	39	45
Stone-crushing Machines .. .. .	..	..	..	..	..	..	1	1	6	4
Hat .. .. .	1	5	1	2	1	2	2	3	5	6
Rope .. .. .	5	5	8	5	3	3	2	3	4	4
Salt .. .. .	1	1	1	1	1	1	1	1	1	1
Dye .. .. .	1	1	1	1	1	1	1	4	5	7
Gas .. .. .	1	1	1	1	1	1	1	2	3	3
Ship and Anchor .. .. .	3	4	4	5	4	4	6	5	6	6
Steam Vessels .. .. .	39	60	46	38	51	51	50	48	66	104
Patent Slips .. .. .	2	2	2	2	2	2	2	2	3	3
Dry Docks .. .. .	2	2	2	2	2	2	2	2	2	3
Railways .. .. .	1	2	2	2	2	2	2	2	3	3
Fire Engines .. .. .	5	8	8	7	7	9	9	9	17	20
Steam Engines .. .. .	..	..	..	..	2	9	..	..	77	131
Bark-cutting Machines .. .. .	..	..	..	..	..	..	..	1	24	26
Ice .. .. .	..	..	..	..	..	..	..	..	1	2
Printing Presses (Steam) .. .. .	..	..	..	..	..	..	..	..	8	7
Water Works .. .. .	..	..	..	..	..	..	..	..	5	4
Gold-washing Machines .. .. .	..	..	..	..	..	..	..	..	1	..
Smelting Works (Copper) .. .. .	..	..	..	..	..	..	2	1	..	2
Chemical Works .. .. .	1	1	1	1	1	1	1	1	..	..
Magathon .. .. .	..	..	..	..	..	1	1	..	..	..
Ship Builders .. .. .	..	..	..	..	..	..	..	..	3	2
Boat Builders .. .. .	..	..	..	..	..	..	..	..	..	5
Steam Plough .. .. .	..	..	..	..	..	..	..	..	..	1
<b>GENERAL TOTAL</b> .. .. .	<b>255</b>	<b>314</b>	<b>284</b>	<b>295</b>	<b>549</b>	<b>745</b>	<b>788</b>	<b>859</b>	<b>1,768</b>	<b>2,084</b>

\* The number returned from two Districts only.

## STATISTICS OF

## WOOLLENS MANUFACTURED.

No. 100.—RETURN of the Quantity of WOOLLENS Manufactured in the Colony, during the Year 1864.

POLICE DISTRICTS.										No. OF ESTABLISHMENTS.	CLOTH AND TWEEDS.
Hartley	..	..	..	..	..	..	..	..	..	1	Yards. 5,040
Parramatta	..	..	..	..	..	..	..	..	..	1	50,000
Penrith	..	..	..	..	..	..	..	..	..	2 <sup>a</sup>	15,000
Sydney	..	..	..	..	..	..	..	..	..	1	21,760
TOTAL										5	91,800

<sup>a</sup> One not worked.

No. 101.—DECENNIAL RETURN of WOOLLENS Manufactured.

YEAR.	No. OF ESTABLISHMENTS.	CLOTH AND TWEEDS.	YEAR.	No. OF ESTABLISHMENTS.	CLOTH AND TWEEDS.
1855	5 <sup>a</sup>	Yards. 35,760	1860	8	Yards. 118,500
1856	5 <sup>b</sup>	26,534	1861	8 <sup>c</sup>	145,393
1857	5	81,360	1862	5 <sup>a</sup>	128,720
1858	3	85,484	1863	5 <sup>a</sup>	64,650
1859	5 <sup>a</sup>	83,980	1864	5 <sup>a</sup>	91,800

<sup>a</sup> One not worked.<sup>b</sup> Two not worked.<sup>c</sup> Three not worked.

## SOAP AND CANDLES MANUFACTURED.

No. 102.—RETURN of the Quantity of SOAP and CANDLES Manufactured in the Colony, during the Year 1864.

DISTRICTS.	No. OF ESTABLISHMENTS.	SOAP.	CANDLES.
		Quantity.	Quantity.
OLD SETTLED DISTRICTS.			
Bathurst	2	Cwt. 1,800	Cwt. 1,300
Goulburn	1	500	110
Maitland	3	20,700	5,520
Molong (Condobolin)	1	.....	8
Molong	1	240	10
Mudgee	1	800	400
Orange	1	410	163
Parramatta	1	.....	520
Port Macquarie	1	10	4
Patrick's Plains (Singleton)	1	400	144
Sydney <sup>a</sup>	12	48,020	13,453
Windsor	1	.....	364
TOTAL, OLD SETTLED DISTRICTS	26	72,880	21,996
PASTORAL DISTRICTS.			
The Clarence (Grafton)	2	1,980	17
M'Leay (Kempsey)	1	40	3
TOTAL, PASTORAL DISTRICTS	3	2,020	20
GENERAL TOTAL	29	74,900	22,016

<sup>a</sup> Previous to this year, where the two articles were manufactured at the one establishment, it has been the practice to return them as two manufactories.

ERRATUM.

---

Amended Return received from the Inspector General of Police.

Decennial Return of Tobacco Manufactured, page 127, No. of Return 105:—

Year 1863—For “36,443” cwt., read “4,808” cwt.



## NEW SOUTH WALES—1864.

127

SOAP AND CANDLES MANUFACTURED—*continued.*

## No. 103.—DECENNIAL RETURN of SOAP Manufactured.

YEAR.	No. OF ESTABLISHMENTS.	QUANTITY.	YEAR.	No. OF ESTABLISHMENTS.	QUANTITY.
1855	17	Cwt. 47,435	1860	33	Cwt. 57,080
1856	23	57,781	1861	26	49,863
1857	24	37,228	1862	30	79,117
1858	20	52,046	1863	33	60,947
1859	22	32,768	1864	26	74,900

## TOBACCO MANUFACTURED.

## No. 104.—RETURN of the Quantity of TOBACCO Manufactured in the Colony, during the Year 1864.

DISTRICTS.	No. OF ESTABLISHMENTS.	QUANTITY.
OLD SETTLED DISTRICTS.		
Dungog .. .. .	5	Cwt. 1,700
Hartley .. .. .	1	50
Maitland .. .. .	7	2,343
Molong (Condobolin) .. .. .	1	40
Paterson .. .. .	8	1,300
Port Macquarie .. .. .	2	76
Rylstone .. .. .	1	7
Stroud (Port Stephens) .. .. .	2	65
Sydney .. .. .	5	2,909
Wingham (Manning River) .. .. .	5	86
TOTAL, OLD SETTLED DISTRICTS .. .. .	37	8,576
PASTORAL DISTRICTS.		
The Clarence—Grafton .. .. .	1	34
Murrumbidgee—Moama .. .. .	1	9½
TOTAL, PASTORAL DISTRICTS .. .. .	2	43½
GENERAL TOTAL .. .. .	39	8,619½

## No. 105.—DECENNIAL RETURN of TOBACCO Manufactured.

YEAR.	No. OF ESTABLISHMENTS.	QUANTITY.	YEAR.	No. OF ESTABLISHMENTS.	QUANTITY.
1855	8	Cwt. 1,376	1860	8	Cwt. 1,697
1856	9	3,428	1861	11	1,587
1857	5	1,346	1862	15	3,755
1858	9	1,373½	1863	31	36,443
1859	11	1,979	1864	39	8,619½

## STATISTICS OF

## REFINED SUGAR.

No. 106.—RETURN of REFINED SUGAR Manufactured in the Colony, during the Year 1864.

NAME OF ESTABLISHMENT.	WHERE SITUATED.	No. OF ESTABLISHMENTS.	QUANTITY.
Colonial Sugar Refining Company .. ..	Parramatta-street (Sydney) .. ..	1	Cwt. 114,480
Colonial Sugar Refining Company .. ..	Canterbury* (Do.) .. ..	1	} Nil.
	Liverpool-street* (Do.) .. ..	1	
	North Shore* (Do.) .. ..	1	
Waterloo Sugar Refinery .. ..	Waterloo Estate (Do.) .. ..	1	4,000
	TOTAL .. ..	5	118,480

\* Not in use.

No. 107.—DECENNIAL RETURN of REFINED SUGAR Manufactured.

YEAR.	No. OF ESTABLISHMENTS.	QUANTITY.	YEAR.	No. OF ESTABLISHMENTS.	QUANTITY.
1855	*2	Cwt. 110,000	1860	*3	Cwt. 113,600
1856	*2	122,000	1861	†5	128,920
1857	1	166,000	1862	†5	166,900
1858	2	155,000	1863	†5	169,280
1859	2	174,000	1864	†5	118,480

\* One not worked.

† Three not worked.

## TALLOW AND LARD.

No. 108.—RETURN of LIVE STOCK SLAUGHTERED, and the Quantity of TALLOW and LARD produced from the same, during the Year 1864.

DISTRICTS.	No. of Boiling-down Establishments.	SHEEP SLAUGHTERED.	HORNED CATTLE SLAUGHTERED.	TALLOW PRODUCED.	PIGS SLAUGHTERED.	LARD PRODUCED.
OLD SETTLED DISTRICTS.		No.	No.	Cwt. qrs. lbs.	No.	lbs.
Parramatta and Liverpool .. ..	9	30,680	20,424	10,069 1 0	2,812	5,692
Sydney .. ..	22	.....	.....	*30,950 0 0	782	3,920
Maitland .. ..	5	1,819	26,143	14,857 2 27	822	8,132
Raymond Terrace .. ..	2	.....	535	1,457 3 2	.....	.....
Cassilis .. ..	1	5,704	652	1,772 2 20	.....	.....
Muswellbrook .. ..	1	1,590	541	757 1 1	.....	.....
Port Macquarie .. ..	2	13	229	60 0 0	15	40
Patrick's Plains .. ..	1	121	4,415	10,400 0 0	.....	.....
Wollombi .. ..	1	.....	400	480 0 0	.....	.....
Mudgee .. ..	1	.....	420	315 0 0	.....	.....
TOTAL .. ..	45	39,927	53,759	70,619 2 22	4,431	17,784
PASTORAL DISTRICTS.						
M'Leay—M'Leay .. ..	2	.....	239	50 0 0	30	600
The Clarence { Grafton .. ..	5	.....	3,489	1,417 2 23	108	1,352
	5	.....	2,603	3,154 1 0	.....	.....
	10	.....	6,092	4,571 3 23	108	1,352
TOTAL, PASTORAL DISTRICTS .. ..	12	.....	6,331	4,621 3 23	138	1,952
TOTAL, OLD SETTLED DISTRICTS.	45	39,927	53,759	70,619 2 22	4,431	17,784
GENERAL TOTAL .. ..	57	39,927	60,090	75,241 2 17	4,569	19,736

\* Produced from the refuse from butchers' shops.

TALLOW AND LARD—*continued.*

No. 109.—DECENNIAL RETURN of LIVE STOCK Slaughtered, &c.

YEAR.	Number of Boiling-down Establishments.	SHEEP SLAUGHTERED.	HORNED CATTLE SLAUGHTERED.	TALLOW PRODUCED.	PIGS SLAUGHTERED.	LARD PRODUCED.
		No.	No.	Cwt.	No.	lbs.
1855	31	223,134	23,459	61,839	....	.....
1856	36	266,726	45,239	84,798	788	31,716
1857	23	48,341	25,111	40,597	....	.....
1858	17	18,437	18,889	29,224	798	4,791
1859	6	650	4,784	11,105	200	1,800
1860	20	2,753	13,823	14,819	33	560
1861	33	6,901	30,528	43,353	175	3,070
1862	35	3,241	48,097	41,287	146	1,818
1863	39	7,574	30,335	57,594	894	4,090
1864	57	39,927	60,090	75,241	4,569	19,736

COLONIAL SPIRITS.

No. 110.—RETURN of SPIRITS at PROOF, produced from MATERIAL distilled during the Years 1860, 1861, 1862, 1863, and 1864.

YEAR.	MATERIAL.	SPIRITS (Rum).
		Proof Gallons.
1860	Sugar .. .. . 2,208 0 0	172,879
	Treacle .. .. . 24,641 0 0	
1861	Sugar .. .. . 1,365 0 0	163,039
	Treacle .. .. . 23,229 0 0	
1862	Sugar .. .. . 676 0 0	115,334
	Molasses (Foreign) and—	
	Treacle (Colonial) } .. 19,063 0 0	
	Grain (Do.).. .. . 26 0 0	
1863	Sugar .. .. . 1,153 1 23	142,995
	Treacle .. .. . 22,032 1 25	
	Grain .. .. . 427 1 0	
1864	Sugar .. .. . 534 0 6	*106,076
	Treacle (Colonial) .. .. . 15,613 3 5	
	Molasses (Foreign) .. .. . 1,574 1 5	
	Grain .. .. . 121 3 14	

\*Of this quantity, 43,957 Proof Gallons was distilled after the 28th May, 1864—the date when the Bonded Distilleries and Sugar Houses Act of 1862 came into practical operation at the Brisbane Distillery—the only establishment at work during the year.



PART V.

PRODUCTION.

CONTENTS.

NUMBER OF RETURN.		PAGE.
111	GOLD RECEIVED BY ESCORT ... ..	132
112	COAL AND COPPER MINES, &C. ... ..	133
113	COAL MINES—DECENNIAL RETURN... ..	133
114	AGRICULTURE—IN THE OLD SETTLED COUNTIES... ..	134
115	" IN THE PASTORAL DISTRICTS ... ..	138
116	" SUMMARY ... ..	140
117	" DECENNIAL RETURN ... ..	142
118	LIVE STOCK—IN THE OLD SETTLED COUNTIES ... ..	143
119	" IN THE PASTORAL DISTRICTS ... ..	144
120	" IN THE OLD SETTLED COUNTIES—COMPARATIVE SUMMARY ... ..	145
121	" IN THE PASTORAL DISTRICTS—COMPARATIVE SUMMARY ... ..	145
122	" DECENNIAL RETURN ... ..	146

## STATISTICS OF

## GOLD RECEIVED BY ESCORT.

No. 111.—RETURN shewing the Quantity and Value of Gold received by Escort from the several Gold Fields of the Colony, during the Year 1864, and the comparative Quality and Value of the Gold received from each of such Gold Fields, as assayed by the Mint.

DISTRICT.	NAME OF GOLD FIELD.	GOLD RECEIVED.		VALUE OF THE GOLD PER OUNCE.	TOTAL AMOUNT OF GOLD RECEIVED FROM EACH DISTRICT.	
		Quantity.	Value.		Quantity.	Value.
Western	Sofala .. .. .	Ounces. 26,266·30	£ s. d. 101,016 3 5	£ s. d. 3 16 11	} 149,709·74	} 562,425 1 8
	Bathurst .. .. .	17,679·30	62,982 10 1	3 11 3		
	Hargraves.. .. .	8,167·80	31,826 7 9	3 17 11		
	Tambaroora .. .. .	16,355·99	64,197 5 2	3 18 6		
	Mudgee .. .. .	19,848·87	75,673 16 4	3 16 3		
	Orange .. .. .	25,022·43	89,559 8 11	3 11 7		
	Stony Creek .. .. .	17,646·74	69,925 4 0	3 19 3		
	Forbes .. .. .	18,722·31	67,244 6 0	3 11 10		
	Goulburn .. .. .	4,056·23	15,717 17 10	3 17 6		
	Braidwood.. .. .	60,521·82	235,530 15 0	3 17 10		
	Adelong .. .. .	18,720·25	72,696 19 7	3 17 8		
	Tumut .. .. .	1,168·60	4,572 2 11	3 18 3		
	Tumberumba .. .. .	1,533·65	5,974 16 11	3 17 11		
	Southern	Gundagai .. .. .	6,262·27	24,344 11 5		
Burrangong .. .. .		32,411·14	128,159 1 0	3 19 1		
Cooma .. .. .		147·82	553 1 10	3 14 10		
Kiandra .. .. .		6,866·94	25,808 6 6	3 15 2		
Yass .. .. .		116·78	446 3 11	3 16 5		
Nerrigundah .. .. .		7,464·54	30,449 2 0	4 1 7		
Rocky River .. .. .		9,940·66	39,431 5 8	3 19 4		
Nundle .. .. .		8,476·71	32,070 4 5	3 15 8		
Tamworth.. .. .		2,399·37	8,937 13 1	3 14 6		
Scone .. .. .		437·84	1,568 18 6	3 11 8		
Northern	Timbarra .. .. .	6,195·23	22,483 10 5	3 12 7	} 27,449·81	} 104,491 12 1
	TOTAL .. .. .	316,429·59	1,211,169 12 8	.....		

MINES.

No. 112.—RETURN of COAL, COPPER, IRON, and other MINES in the Colony, and of the Quantity obtained from the same, and its Value, in the Year 1864.

WHERE SITUATED.		No. OF MINES.	NAME OF MINERAL SUBSTANCE.	QUANTITY PRODUCED, AND VALUE.	
				Quantity.	Value.
Berrima .. ..	Fitzroy .. ..	1	Coal	Tons cwt. qrs. 3,000 0 0	£ s. d. 1,500 0 0
Hartley .. ..	Coocerwell .. ..	1	ditto	365 0 0	136 17 0
Campbelltown* ..	Stanwell Park .. ..	1	ditto	.....	.....
Newcastle .. ..	Australian Agricultural Company (Borehole) ..	1	ditto	109,761 0 0	54,880 0 0
	Hartley Colliery (Lake Macquarie) .. ..	1	ditto	1,200 0 0	840 0 0
	Melbourne and Newcastle Minmi Company ..	1	ditto	66,400 0 0	33,200 0 0
	Cardiff Mine (Lake Macquarie) .. ..	1	ditto	4,000 0 0	2,800 0 0
	Newcastle Coal and Copper Mining Company	1	ditto	9,846 0 0	4,472 0 0
	Waratah Company .. ..	1	ditto	55,672 0 0	27,836 0 0
	Burwood .. ..	1	ditto	15,890 0 0	6,990 0 0
	Wallsend Company .. ..	1	ditto	144,000 0 0	70,000 0 0
Maitland .. ..	Lampton .. ..	1	ditto	59,947 0 0	29,973 0 0
	Rath Lubi (West Maitland) .. ..	1	ditto	600 0 0	180 0 0
	Four-mile Creek (East Maitland) .. ..	3	ditto	10,050 0 0	4,020 0 0
	Anvill Creek (North Branxton) .. ..	1	ditto	9,000 0 0	2,700 0 0
Gosford <sup>b</sup> .. ..	Stony Creek (West Maitland) .. ..	1	ditto	1,360 0 0	680 0 0
	Lake Macquarie (Morriset's Point) .. ..	1	ditto	.....	.....
Raymond Terrace <sup>b</sup>	Tomago .. ..	1	ditto	.....	.....
Singleton <sup>b</sup> .. ..	Rix's Creek .. ..	1	ditto	.....	.....
Wollongong .. ..	Mount Keira .. ..	1	ditto	10,029 10 0	8,023 12 0
	Bellambi .. ..	1	ditto	10,500 0 0	5,250 0 0
	Mount Pleasant .. ..	1	ditto	20,059 0 0	8,023 12 0
	Bulli .. ..	1	ditto	17,333 0 0	8,666 10 0
TOTAL .. ..		25	Coal	549,012 10 0	270,171 11 0
Bathurst .. ..	Summer Hill .. ..	1	Copper	.....	.....
Berrima .. ..	Arthursleigh .. ..	1	ditto	.....	.....
	Fitz Roy (Nattai) .. ..	1	Iron	2,000 0 0	500 0 0
Bombala .. ..	Quedong .. ..	1	Pig Iron manufactured	80 0 0	32 0 0
			Bar Iron ditto	200 0 0	140 0 0
Broulee .. ..	Moruya .. ..	1	Copper	300 0 0	7,500 0 0
Goulburn .. ..	Lockyersleigh .. ..	1	Silver	..... <sup>c</sup>	..... <sup>c</sup>
			Gold, silver, lead, sulphur, and arsenic	..... <sup>c</sup>	..... <sup>c</sup>
Orange .. ..	Carangara .. ..	1	Copper	.....	.....
	Cadiangullong .. ..	1	ditto	1,800 0 0	14,600 0 0
	Canoblas .. ..	1	ditto	.....	.....
Yass <sup>b</sup> .. ..	Good Hope .. ..	1	ditto	.....	.....
	Bowning .. ..	1	Lead	.....	.....
Carcoar .. ..	.....	1	Gravel and slate	..... <sup>d</sup>	12,000 0 0

<sup>a</sup> This Mine has been opened, but no coals have been taken out, with the exception of a small quantity in driving trial shafts, and for the purpose of testing the quality of coal and thickness of seam. The Mine is not being worked at present.  
<sup>b</sup> Not working. <sup>c</sup> Quantity of ore raised, and its value, not known. <sup>d</sup> The quantity raised cannot be estimated.

No. 113.—DECENNIAL RETURN of the Number of COAL MINES, &c.

YEAR.	NUMBER.	QUANTITY.	VALUE.	YEAR.	NUMBER.	QUANTITY.	VALUE.
		Tons.	£ s. d.			Tons.	£ s. d.
1855	14	137,076	89,082 18 0	1860 <sup>e</sup>	17	368,862	226,493 19 6
1856 <sup>a</sup>	14	189,960	117,906 17 7	1861 <sup>d</sup>	18	342,067 $\frac{3}{4}$	218,820 10 6
1857	17	210,434	148,168 5 6	1862 <sup>e</sup>	33	476,522	305,234 13 6
1858	19	216,397	162,162 10 0	1863 <sup>f</sup>	20	433,889 $\frac{1}{2}$	236,230 10 7
1859 <sup>b</sup>	17	308,213	204,371 15 0	1864 <sup>g</sup>	25	549,012 $\frac{1}{2}$	270,171 11 0

<sup>a</sup> 1856—Two Mines not worked. <sup>d</sup> 1861—Four Mines not worked.  
<sup>b</sup> 1859—Two ditto. <sup>e</sup> 1862—Two ditto and one not yet opened.  
<sup>c</sup> 1860—Three ditto. <sup>f</sup> 1863—Two ditto.  
<sup>g</sup> 1864—Four Mines not worked.

No. 114.—RETURN of AGRICULTURE in the OLD SETTLED COUNTIES, shewing the Number of Holders of Land exceeding one acre, and the Produce of the same, during the year 1890.

COUNTIES. (Police Districts and parts of.)	No. of Holders of Land exceeding one acre.		Total Extent of Holdings exceeding one acre.		Extent of Land in Cultivation.		Extent of Land Enclosed but not in Cultivation.		Extent of Holdings Unenclosed.		CROPS.											
	Freehold.	Leasehold.	Freehold.	Leasehold.	Freehold.	Leasehold.	Freehold.	Leasehold.	Freehold.	Leasehold.	Wheat.		Maize.		Barley.			Oats.			Cotton.	Rye.
											For Grain.	For Hay.	For Grain.	For Green Food for Cattle.	For Grain.	For Green Food for Cattle.	For Hay.	For Grain.	For Green Food for Cattle.	For Hay.		
<b>ARGYLE.</b> Goulburn ... ..	297	214	256879	151780	7921	4340	66703	42671	182255	104769	7256	77	847	5	560	87	11	801	10	1287	...	11
<b>BATHURST.</b> Eastern portion—Bathurst ... ..	55	142	41356	71096	5919	6730	10486	9632	24951	54734	7690	153	1805½	186	176	100	52	211½	40	1607½	...	20
South-western portion—Carcoar ... ..	104	33	37306	19900	2337	1166	10369	2070	25100	16664	2610	76	181	17	15	22	22	123	...	286	...	...
North-western portion—Orange ... ..	205	50	53158	13660	4404	1702	17777	2522	30977	9436	3661	12	451	19	69	...	202	428	...	838	...	...
	384	231	132320	104656	12660	9598	38632	14224	81028	80834	13961	241	2437½	222	260	122	276	762½	40	2731½	...	20
<b>BILGH.</b> Southern portion—Wellington ... ..	17	3	20131	225	350	58	8487	24	11294	143	261	.....	91	.....	.....	.....	.....	.....	.....	49	.....	.....
Greater portion—Cassilis ... ..	65	12	108194	126562	710	44	6665	6579	100819	119839	466	.....	106	.....	11	.....	.....	.....	.....	51	.....	.....
	82	15	128325	126737	1060	102	15152	6603	112113	120082	727	.....	197	.....	11	.....	.....	.....	.....	100	.....	.....
<b>BRISBANE.</b> Western portion—Cassilis ... ..	27	5	57837	58730	60	3	4529	867	53248	57860	.....	.....	1	.....	.....	.....	.....	.....	.....	47	.....	.....
South-eastern portion—Merton and Muswellbrook ... ..	37	12	34024	54820	491	73	14407	7059	19126	47688	285	50	76	.....	4	.....	9	.....	15	10	.....	.....
North-eastern portion—Murrurundi ... ..	70	36	22122	3854	924	452	2457	1987	18741	1414	816	14	293	28	.....	3	.....	4	.....	109	.....	.....
Eastern portion—Scone ... ..	78	28	150982½	164901	1045½	452	20105	3281	129831½	161168	738½	143½	339½	9½	12	.....	3	4	.....	97	.....	.....
	212	81	264965½	282305	2520½	981	41498	13194	220946½	268130	1839½	207½	709½	31½	16	6	13	4	15	263	.....	.....
<b>CAMDEN.</b> South-western portion—Berrima ... ..	252	126	96912½	36988½	3014½	1599½	53972	23756½	39926½	11632½	547	267	145	12½	105½	4½	18	736½	1	865	.....	.....
Eastern portion—Kiama ... ..	285	454	29521½	28234½	2248	2877½	21647½	21423½	5626	3934	958½	11	2012	57	135½	39	.....	545	109	86	.....	.....
North-western portion—Camden, Narellan, and Picton ... ..	167	357	61736	60279½	4294	9504½	43708	45264½	13734	5511	4831½	1574½	2460½	18½	592	7½	94½	688½	3	2234	1½	392½
South-eastern portion—Shoalhaven ... ..	80	140	41345	5355	954	2327	8150	2104	32241	924	301	.....	1852	.....	52	21	1	133	.....	.....	1	.....
North-eastern portion—Wollongong ... ..	189	290	19872½	20577½	1533	1400	15882½	17503½	2457	1674	492½	48	1163	55	123	50½	2	260½	31	225½	.....	14½
	973	1367	249387½	151435½	12043½	17708½	143359½	110051½	93984½	23675½	7220½	1900½	7632½	143	1008½	122½	115½	2363½	144	3410½	1½	408½
<b>COOK.</b> South-eastern portion—Camden, Narellan, and Picton ... ..	6	1	1177	100	88	20	858	26	231	54	23	14	47	.....	.....	.....	.....	.....	.....	.....	22	.....
Western portion—Hartley ... ..	62	45	14453	6979½	587½	528½	4422	1878½	9443½	4572½	255	63	59	.....	22	1	2	45½	.....	551	.....	½
Eastern portion—Penrith ... ..	23	31	1049	2534	166	351	750	2092	133	141	.....	28	286	.....	3	.....	.....	.....	.....	140	.....	.....
Western portion—Bylstone ... ..	1	1	624	2740	.....	.....	.....	.....	624	2740	.....	.....	.....	.....	.....	.....	.....	.....	.....	.....	.....	.....
North-eastern portion—Windsor ... ..	187	133	23504	12086	3039	2187	17342	8336	3123	1363	185	105	3775	30½	16½	13½	3	165	.....	417½	.....	.....
	279	211	40807	24489½	3880½	3086½	23372	12532½	13554½	8870½	463	210	4167	30½	38½	17½	5	210½	.....	1108½	.....	22½
<b>CUMBERLAND.</b> South-eastern portion—Campbelltown ... ..	84	71	24004	11626	2039	1518	21219	9556	746	552	466	242	1203	8	103	27	28	63	39	1042	1	15
Central and northern portion—Parramatta and Liverpool ... ..	675	325	64184½	45669½	6636	2063½	51076½	35904	6472	7697	137½	129½	277	71½	44½	29	40½	167	50	3805	.....	13
South-western portion—Camden, Narellan, and Picton ... ..	48	76	15112	21302	1007	1705	14105	19597	.....	.....	184	546	388½	1½	116½	.....	28	141	.....	1084	.....	59
Western portion—Penrith ... ..	126	318	40978½	61589	1494½	4666½	39020	54510½	464	2412	242	936	2376	10	22	69½	2	82	.....	2178	.....	6
Sydney ... ..	1420	560	54673½	17480	327½	929	23296	6914	28099½	9937	.....	28	107½	193½	2	173	25	.....	174	410	.....	.....
North-western portion—Windsor ... ..	167	225	23325½	10610½	4092½	4858	17780½	14461½	452½	300	242½	429½	4447½	34	103½	49	.....	307	2	2333	.....	.....
South-eastern portion—Wollongong ... ..	33	13	2239	42½	164	30	2025	394	100	.....	31	.....	96	6	9	10	.....	4	2	6	.....	.....
	2553	1588	223567	177710½	18711	15775	168521½	141037½	36334½	20898	1303	2311	8695½	329½	400½	357½	123½	764	267	10858	1	93
<b>DURHAM.</b> North-eastern portion—Dungog ... ..	69	74	18622½	14983½	1177½	2056½	3970	4195½	13474½	8732	817½	57	1868½	14½	98½	2	12	59	.....	61	.....	.....
Southern portion—Maitland ... ..	70	259	16955	23827½	1914	5115½	10812	9052½	4729	3660	477	34	3722	.....	98½	.....	3	62	.....	158½	.....	.....
South-western portion—Merton and Muswellbrook ... ..	23	21	57016	21428	325	69	13740	949	42951	20410	143	59	55	6	12	12	14	.....	9	57	.....	.....
Northern portion—Murrurundi ... ..	Nil.	.....	.....	.....	.....	.....	.....	.....	.....	.....	.....	.....	.....	.....	.....	.....	.....	.....	.....	.....	.....	.....
Midland and northern portions—Paterson ... ..	91	210	56977	67279	1649	3759	16350	11996	38978	51524	1921	57	2043	.....	249	4	13	3	1	12	1	.....
Southern portion—Patrick's Plains ... ..	230	.....	1703	2070	1811	1724	392	346	.....	.....	1102	8	1231	.....	14	10	20	.....	.....	20	.....	.....
South-eastern portion—Raymond Terrace ... ..	14	80	7255	5740	330	1179	3571	1669	2854	2892	78	.....	983	.....	12	.....	.....	60	.....	380	.....	.....
North-western portion—Scone ... ..	38	2	12938½	12210	354½	23	1550½	120	11033	12067	298½	.....	62½	.....	.....	.....	.....	.....	.....	.....	.....	.....
	535	646	171466½	146538½	7561½	13925½	49885½	28327½	114019½	104285	4837	215	9920	20½	484½	28	62	184	10½	688½	1	.....
<b>GEORGIANA.</b> Southern portion—Goulburn ... ..	71	31	14474	4616	839	257	1688	470	11947	3839	825	.....	23	.....	.....	.....	.....	54	.....	50	.....	.....
North-eastern portion—Hartley ... ..	Nil.	.....	.....	.....	.....	.....	.....	.....	.....	.....	.....	.....	.....	.....	.....	.....	.....	.....	.....	.....	.....	.....
do. Bathurst ... ..	67	32	15325	35332	1070	618½	5022	2278½	9233	32435	1887½	.....	3	.....	.....	.....	.....	.....	.....	.....	.....	.....
Western portion—Carcoar ... ..	114	34	33183	10010	1844	594	8964	1054	27975	8362	1722	64	129	30	35	7	8	93	.....	169	.....	.....
	252	97	67932	49958	3753	1469½	15074	3802½	49155	44680	3934½	86	155	32	67	7	17	230	.....	281	.....	2

\* The excess of five acres of land, in columns under "Crops," over land in "cultivation," is accounted for by "double cropping."

† The cause of the



NEW SOUTH WALES—1864.

VINEYARDS.

Acre (exclusive of the Area for Pastoral purposes), the Extent of their Holdings, the Quantity Cultivated and Uncultivated, and the Year ended 31st March, 1865.

Table with columns for CROPS, PRODUCTS, and VINEYARDS. CROPS includes Millet, Potatoes, Tobacco, Sorghum and Imphee, Sugar Cane, Sown Grasses, Vines, Gardens and Orchards, All other. PRODUCTS includes Wheat, Maize, Barley, Oats, Cotton, Rye, Millet, Potatoes, Tobacco, Sorghum and Imphee, Sugar, Hay (Wheat, Barley, Oats, Sown Grasses). VINEYARDS includes Wine-making (No. of Acres, Wine produced, Brandy manufactured), Table use (No. of Acres, Quantity obtained), and Unproductive.

discrepancy in Extent of Land in cultivation, and the acreage in columns under crops, is through failure of crop—a great quantity of wheat was sown but yielded nothing.



NEW SOUTH WALES—1864.

VINEYARDS—continued.

CROPS.											PRODUCE.														VINEYARDS.						
Millet.	Potatoes.	Tobacco.	Sorghum and Imphee.	Sugar Cane.	Sown Grasses.		Vines.	Gardens and Orchards.	All other.	Wheat.	Maize.	Barley.	Oats.	Cotton.	Rye.	Millet.	Potatoes.	Tobacco.	Sorghum and Imphee.	Sugar.	Hay.				Wine-making.			Table use.		Unproductive.	
					For Green Food.	For Hay.															Wheat.	Barley.	Oats.	Sown Grasses.	No. of Acres.	Wine produced.	Brandy manufactured.	No. of Acres.	Quantity obtained.		
acres.	acres.	acres.	acres.	acres.	acres.	acres.	acres.	acres.	bushels.	bushels.	bushels.	bushels.	lbs.	bshls.	bshls.	tons.	lbs.	tons.	lbs.	tons.	tons.	tons.	tons.	gallons.	galls.	tons.	cwt.	acres.			
...	46½	64½	...	...	15½	25	7½	12½	...	1154	59850	811	950	...	...	132½	64428	...	1000	...	125	65	7	260	...	...	0	1	...		
...	98	39	...	...	474	...	2	5	...	5172	50036	100	220	...	...	253	38320	...	...	...	4	...	...	...	1	2	0	1	...		
...	40	...	...	...	5	680	98	60	...	200	5785	55	60	...	20	100	...	...	...	...	250	600	90	7519	210	2	2	0	0	...	
...	86	16	...	...	28	...	5	9	...	1345	97180	975	1249	...	...	303	8200	...	...	...	14	4	5	350	...	...	...	...	...	...	
...	278½	119½	...	...	522½	707	112½	93½	...	7871	214886	1941	2479	...	20	818½	110948	...	1000	...	8	398	671	102	8129	210	3½	4	1	7	...
...	1	...	...	...	5	20	6	7	...	1684	1130	...	...	...	...	2	...	...	...	...	...	55	6	100	...	...	...	...	...	...	...
...	24	2	20	...	32	29	28	...	3246	8496	154	263	...	...	...	41	1000	20	...	153	...	16	83	29	4500	...	...	...	...	...	...
...	6	4	...	...	3	...	2	7	...	910	240	...	240	...	...	8	...	...	...	...	2	...	2	100	...	...	...	...	...	...	...
...	35	2½	20	...	8	52	37	42	...	5855	31306	154	503	...	...	60	2300	20	...	155	...	16	138	37	4700	...	...	...	...	...	...
...	263½	403	...	...	15	26½	4½	58½	...	50826	4513	806	1231	...	...	668½	...	...	...	82	10	304½	101	...	...	...	...	...	...	...	4½
...	666½	2	...	...	17	44½	27½	204½	...	111016	19448	3582	8064	...	40	1727½	1000	...	...	87	10	1268½	129	11	2740	105	12	17	0	4½	
...	48	19	1½	6½	26	2	49½	31½	29	864	76620	760	280	...	...	158	17100	...	...	14	1½	46	7	16	2550	20	16½	19	10	16	
...	172	16	...	1	39	4	1	7	...	3964	175459	1102	3288	...	...	768	9700	...	200	...	12	12	8	1	50	...	...	...	...	...	
...	220	35	1½	7½	65	6	49½	38½	29	4828	252079	1862	3568	...	...	926	26800	...	200	...	14	13½	58	15	17	2600	20	16½	19	10	16
...	687	324	...	...	120	89	23	105	...	2977	265	1187	3984	...	...	2715	...	...	...	97	...	2319	...	...	...	11	4	0	12		
...	154	3	...	...	8	60	20	80	...	72006	10807	1564	4167	...	109	989	30	...	...	89	12½	750	151	...	...	1	1	0	7		
...	1165	3½	...	...	128	149	44	262	48	94292	18817	4958	15312	...	109	460	2000	...	...	...	...	668	60	...	...	13	20	0	...		
...	29	...	11	...	54	...	...	254	...	583	26197	40	350	...	...	71	...	20	...	...	2	44	...	...	...	...	...	...	...	...	
...	13	9½	...	...	194½	919½	203½	198½	21	1044	55810	262	290	...	11	241½	3963½	5530	205	...	21	406½	4469½	34	15060	1100	34½	53	15	84½	
...	37½	½	1½	...	19	129½	18	137½	23	50	7994	...	16	...	98	173	50	6720	...	...	...	96	395	...	...	18	20	0	...		
...	110	15	2	...	243	27	95	...	3302	28873	439	535	...	...	...	231	3950	8	...	265	...	200	811	27	1990	...	...	...	...		
...	60	...	...	...	450	...	7	...	...	12800	60	150	...	...	...	150	...	...	...	...	...	150	1833	...	...	...	...	...	...	...	
...	68½	57	...	...	...	9	31	...	11918	98545	602	2550	...	22	...	144	77140	...	...	...	...	15	9	1000	...	...	...	...	...		
10½	657½	86	18½	...	260½	1751	257½	726	44	18933	307644	2062	4924	...	33	339½	4765½	88920	6953	...	265	23	915½	7508½	120	18050	1100	52½	73	15	84½
...	185½	58	1	...	127½	172½	...	30½	...	22601	2768	621	1380	...	...	515	...	...	...	44	228	341	...	...	...	...	...	...	...	...	
...	198½	1	...	...	127½	196½	...	30½	...	31545	5126	641	1380	...	...	752	3360	...	...	44	228	341	41	...	...	...	...	...	...	...	
...	488½	206	1	5	40	121	9½	72½	27½	53317	16936	979	4129	...	...	1513	700	...	...	192	2	1370	117	7½	2180	...	2	0	13	...	
...	694½	1½	5	...	58	200	9½	72½	27½	60897	22786	1004	4735	...	...	1859	1086	...	...	219	17	1482	223	7½	2180	...	2	0	13	...	
...	524	299	...	...	7	36	14	51	...	5923	2120	498	2987	...	...	1987	...	...	...	139	...	2375	...	...	...	7	3	10	7		
...	563½	...	7	...	2300	229½	12	49	...	502	24290	130	3000	...	20	935	...	...	...	...	1	14	100	200	9	300	...	3	2	0	...
...	1386½	...	7	...	2307	265½	26	107	...	6978	161153	2188	11407	...	20	4974½	...	...	...	140	14	2595	250	9	300	...	10	5	10	7	
...	101	...	...	...	150	107	1½	10½	10	4780	39540	...	327	...	...	293	...	...	...	30	...	241½	243	1½	120	...	...	...	...	...	
...	170	...	...	...	5	13	...	4	...	1843	4599	126	1130	...	...	409	...	...	...	47	...	81	23	...	...	...	...	...	...	...	
...	88½	3	...	...	...	...	9½	15½	...	18204	4895	147	390	...	...	226	2240	...	...	24	12	974½	...	...	...	...	...	...	...	...	
...	360	3	...	...	155	120	1½	36½	25½	45131	49031	273	1847	...	...	929	2240	...	...	127	12	1620½	266	1½	120	...	...	...	...	...	
...	288½	165	21	...	60	30	...	22½	...	53453	14545	1648	14129	...	50	1113	200	3	...	171	49	380	58	...	...	...	...	...	...	...	
...	4½	...	...	...	...	...	4	...	...	4267	3426	22	1406	...	...	535	...	...	...	226	...	95	...	...	...	...	...	...	...	...	
...	482½	½	1	...	60	30	...	26½	...	59310	19449	1844	15845	...	944	1748½	200	3	...	397	50	483	58	...	...	...	...	...	...	...	

Of this, 5½ acres are for young "plants" for planting out next season, and 1 acre for produce—the quantity is not yet known.

Not yet picked.







NEW SOUTH WALES—1864.

VINEYARDS—continued.

and the PASTORAL DISTRICTS of the COLONY, for the Year ended 31 March, 1865.

CROPS.										PRODUCE.										VINEYARDS.											
Potatoes.	Tobacco.	Sorghum and Imphee.	Sugar Cane.	Sown Grasses.		Vines.	Gardens and Orchards.	All other.	Wheat.	Maize.	Barley.	Oats.	Cotton.	Rye.	Millet.	Potatoes.	Tobacco.	Sorghum and Imphee.	Sugar.	Hay.				Wine-making.			Tobacco use.		Unproductive.		
				For Green Food.	For Hay.															Wheat.	Barley.	Oats.	Sown Grasses.	No of Acres.	Wine produced.	Brandy manufactured.	No. of Acres.	Quantity obtained.			
acres.	acres	acres	ac.	acres.	acres.	acres.	acres.	acres.	bushels.	bushels.	bushels	bushels.	lbs.	bshls	bshls	tons.	lbs.	tons.	lbs.	tons.	tons.	tons.	tons.	gallons	gallons	gallons	tns	cwt	acres		
696	...	1	...	109	295	6	183	15	53725	18305	6029	7773	...	90	32	2629	...	1	...	84	25	1595	291	...	...	...	6	3	10	...	
927½	3½	9	2	105	63	3½	60	11	247147	39930	3586	9019	...	600	...	3023	764	3	4278	298	351	2801	89	...	...	...	3½	4	3	...	
54	...	...	...	21	44	...	8	...	11361	4795	110	...	...	...	...	161	...	...	...	...	124	79	...	...	...	...	...	...	...	...	...
113½	...	6	3½	9	102½	70½	75	17	68497	15803	163	37	...	...	...	255½	...	2½	...	261	22	458	222	46	8071	5	6½	5	0	18½	
1720½	¼	29½	1½	2295½	594½	74½	448½	109	1862½	231257	11447	20195½	...	749½	21½	6356	50	20½	...	1008½	79½	2378½	475½	47½	6203	186	10	12	10	17	
199½	...	...	...	...	214	3	262½	15	3345	176991	470	2752	...	271	...	625	...	...	...	173½	4	882	565	3	100	7	...	...	...	...	
668½	¼	163	8	454½	841	296½	605½	478½	2718	248736	4886	6976	12	754	290	2829½	560	1081	...	153½	299½	7055	1702½	142½	19619	1314	66½	84	10	87½	
685½	445½	1	...	425½	2629½	200½	265	2	16839½	296945	3412	1996	100	...	...	2347½	137065	...	...	173½	53	926½	9715	171	32850	100	12½	31	10	17	
380	...	4	...	...	3	3	21	...	37215	3987	1459	3987	...	35	...	1557	...	18	...	295	26	772	20	3	150	...	...	...	...	...	
278½	119½	...	...	523½	707	112½	93½	...	7871	214886	1941	2479	...	...	20	818½	110948	...	...	1000	8	393	671	102	8129	210	3½	4	1	7	
35	2½	20	...	8	52	37	42	½	5855	31306	154	503	...	...	...	60	2300	20	...	155	...	16	138	37	4700	...	...	...	...	...	
666½	2	...	...	17	44½	27½	204½	6	111016	19448	3582	8064	...	40	...	1727½	1000	...	...	87	10	1268½	129	11	2740	105	12	17	0	4½	
220	35	1½	7½	65	6	49½	38½	29	4828	252079	1862	3568	...	...	...	926	26800	...	200	14	13½	58	15	17	2600	20	16½	19	10	16	
1165	3½	...	...	128	149	44	262	48	94292	18817	4958	15312	...	109	...	4164	2030	...	...	186	12½	3737	211	...	...	...	25	25	0	19	
657½	85	18½	...	260½	1751	257½	726	44	18933	307644	2062	4924	...	33	339½	4765½	88920	6953	...	265	23	915½	7508½	120	18050	1100	52½	73	15	84½	
193½	1	...	...	127½	196½	...	30½	...	31545	5126	641	1380	...	...	...	752	3360	...	...	44	228	341	41	...	...	...	...	...	...	...	
694½	1½	5	...	53	200	9½	72½	27½	60897	22786	1094	4735	...	...	...	1859	1086	...	...	219	17	1482	223	7½	2180	...	2	0	13	...	
1386½	...	7	...	2307	265½	26	107	...	6978	161153	2138	11467	...	20	...	4974½	...	...	...	140	14	2595	250	9	300	...	10	5	10	7	
360	3	...	...	155	120	1½	36½	25½	45131	49001	273	1847	...	...	...	929	2240	...	...	127	12	1628½	266	1½	120	...	...	...	...	...	
482½	¼	1	...	60	30	...	26½	¾	59310	19449	1844	15345	...	944	...	1748½	200	3	...	397	50	483	58	...	...	...	...	...	...	...	
11584½	703½	266½	22½	7123½	8307½	1221½	9013½	829	906125	2138474	52111	122799½	112	3645½	702½	42507½	377273	8121	4478	6450	1247½	29909½	22669½	717½	105812	3047	226½	286	12	278	
...	...	...	...	...	...	...	...	...	...	...	...	...	...	...	...	...	...	...	...	...	...	...	...	...	...	...	...	...	...	...	...
...	1½	...	...	10	...	3	5	...	5940	250	65	...	...	...	...	2½	...	...	...	3	...	92	...	...	...	...	3	11	0	...	
...	30	14	9	6	6	34	64½	6	1217	446858	120	20	28900	...	...	126½	7546	21	...	...	7	46	10	23	2520	...	11½	30	0	...	
...	...	...	...	...	...	187	2	...	...	...	...	...	...	...	...	...	...	...	...	...	8	...	...	...	...	...	77	1	0	60	
...	10	...	1	...	20½	21½	11½	5	945	1467	24	46	...	...	...	20½	...	1	...	77	4	43	41	20½	5500	...	½	...	...		
...	180	2½	8½	...	30	13½	37	2	40915	6053	684	3870	...	...	20	349½	5850	10	...	233	23	621½	20	6	600	...	3½	3	10	4½	
...	125½	2½	3½	...	11	159½	12½	33	25805	12943	190	183	...	...	...	449½	1120	2	...	90	81	186	428	9	850	...	...	...	3½		
...	1098	4	7	...	575	120	2	121	44482	55757	4639	15833	...	...	...	3975	...	12	...	366	273	1592	222	...	...	1	1	0	1		
...	490½	68½	18½	...	141	47	374½	298½	124375	41158	1646	41377	...	853	...	1629	44786	15	...	432	68	2271½	53	144½	40126½	30	7½	5	0	222½	
...	173	2	...	121½	11	1½	44	...	67	385548½	20	...	...	...	...	1038	2000	...	...	...	...	1	55	1½	280	...	...	...	...		
...	673½	...	3½	...	204½	45½	23½	94½	89313	23988	706	4619½	...	...	...	1923	...	3½	...	432	6	1019	192	22	5500	...	½	2	5	...	
...	22½	10	...	...	...	4	14½	13	7274	1765	150	776	...	...	...	40	13440	...	...	45	...	78½	...	1½	110	...	2½	4	10	...	
...	2813½	103	50½	...	1074	439½	627½	725½	340333	975737½	8244	66724½	28900	353	20	9553½	74742	64½	...	1686	462	5950½	1021	227½	53486½	30	106½	58	5	293	
11584½	703½	266½	22½	7123½	8307½	1221½	9013½	829	906125	2138474	52111	122799½	112	3645½	702½	42507½	377273	8121	4478	6450	1247½	29909½	22669½	717½	105812	3047	226½	286	12	278	
14397½	806½	317½	22½	8197½	8747½	1849	9739½	1171	1246458	3114211½	60355	189524	29012	39981	722½	52060½	452015	8185½	4178	8145	1709½	35859½	23690½	945½	161296½	3077	332½	344	17	571	

\* The quantity obtained from 5 acres unknown.      b Unknown.

AGRICULTURE AND VINEYARDS—continued.

No. 117.—DECENNIAL RETURN shewing the Quantity of LAND under Crop, and the PRODUCE of the same, &c., in the Colony.

YEAR.	CROPS.																PRODUCE.															
	Wheat.	Maize.	Barley.	Oats.	Cotton.	Rye.	Millet.	Potatoes.	Tobacco.	Sorghum and Imphee.	Sugar Cane.	Sown Grasses, Oats, Wheat, and Barley, for Hay.	Vines.	For Green Food for Cattle.	Gardens and Orchards.	All other in Crop.	Total number of Acres in Crop.	Wheat.	Maize.	Barley.	Oats.	Cotton.	Rye.	Millet.	Potatoes.	Tobacco.	Sorghum and Imphee.	Sugar.	Wheat, Barley, Oats, and Sown Grasses, for Hay.	VINES.		
																														Wine.	Brandy.	Fruit for Table use.
acres.	acres.	acres.	acres.	acres.	acres.	acres.	acres.	acres.	acres.	acres.	acres.	acres.	acres.	acres.	acres.	acres.	acres.	bush.	bush.	bush.	bush.	lbs.	bush.	bush.	tons.	cwt.	cwt.	lbs.	tons.	galls.	galls.	tons.
1855	86,369	34,407	4,476	2,614	...	285	20	9,158	116	...	...	32,666	1,080½	.....	...	...	171,100½	1,335,446	1,016,494	64,887	49,865	...	3,272	558	38,296	1,512	.....	...	43,067	115,614	1,426	...
1856	106,124	32,008	4,340	3,430	...	97	99	8,881	218	...	...	29,823	1,018½	.....	...	...	186,038½	1,756,964	1,085,279	67,847	48,471	...	1,849	677	27,932	2,813	.....	...	43,633	95,645	1,547	...
1857	89,195	42,813	4,433	4,665	...	125½	147½	8,006	176	...	...	33,774	1,128½	.....	...	...	184,513½	1,289,044	1,118,000	58,088	61,253	...	1,396	1,468	21,491	1,301	.....	...	53,064	108,174	1,414	...
1858	94,749½	55,504½	4,947½	6,530½	...	165½	216	9,206	56½	...	...	44,887½	1,179½	2,924½	2,417½	510½	223,295½	1,565,532	1,940,684	124,000	107,794½	...	1,497	7,834½	33,089	715	.....	...	73,797½	58,396	1,224	...
1859	115,928½	49,506½	4,229½	5,844	...	336½	116½	8,839½	253½	1,151	...	45,924½	1,354½	5,494½	6,909½	1,654½	247,542½	1,605,353	1,602,630	63,411	90,213½	...	3,641	1,862½	20,537	3,194½	16,298½	...	60,873½	96,100	1,322	490
1860	128,829	51,488½	2,860	6,534½	...	330½	144	9,228½	240	732	...	46,584½	1,583½	4,419	6,383½	1,439½	260,798	1,581,597½	1,484,467½	39,801½	98,814	...	4,301	2,716	28,127½	9,704	1,952	...	50,927	99,791	709	366
1861	123,468½	57,959½	2,923½	7,224	...	598½	105½	10,039½	223½	56½	...	45,175½	1,180	37,601½	8,707½	2,360½	297,575	1,606,034	1,727,434	41,054	152,426	...	4,388	1,099½	30,941½	2,647	597	...	57,363	85,328	637	224
1862	108,136½	75,991½	2,537½	9,998	54½	313½	83½	9,282½	895½	344	...	52,765	1,459½	23,669½	8,410	3,196½	302,138½	1,054,954	2,559,258	30,636	201,415	7,743	2,637	882	24,167½	15315½	18,950	...	74,873	144,888	2,749	420½
1863	103,942½	95,088½	4,092½	13,023½	18½	326½	81	11,618½	534½	368	2	48,291½	1,640½	17,652½	8,415½	1,339½	307,035	808,919	2,925,950	67,009	218,924½	1,600	4,257	690	32,140½	4,8501½	18,990	280	70,548	136,076	2,033	393½
1864	104,568½	101,584½	4,723½	14,098	175½	699½	51½	14,397½	806½	317½	22½	52,307½	1849	12,341½	9,739½	1,171	318,854	1,246,458	3,114,211½	60,355	189,524	29,012	3,998½	722½	52,060½	4,035½	163,710	4478	69,405	161,298½	3,077	344½

1859.—Number of Occupiers of Land, 15,715; Total Extent of Holdings, 27,663,365 acres.

1860.—" " " 19,352; " " 42,143,172 acres; Extent of Land enclosed, 3,560,553½ acres.

1861.—" " " 21,175; " " 63,238,882½ acres; " " 6,378,229 acres.

1862.—" " " 22,389; " " 63,201,943 acres; " " 5,275,823½ acres.

1863.—Number of Occupiers of Land (exclusive of those for pastoral purposes), 19,361; Total Extent of Holdings, 7,310,343½ acres; Extent of Land in cultivation, 308,260½ acres; Extent of Holdings enclosed but not in cultivation, 1,317,218½ acres;

Extent of Holdings unenclosed, 5,184,864½ acres.

1864.—Number of Occupiers of Land (exclusive of those for pastoral purposes), 21,540; Total Extent of Holdings, 7,545,117 acres; Extent of Land in cultivation, 321,526½ acres; Extent of Land enclosed but not in cultivation, 1,742,128 acres;

Extent of Land unenclosed, 5,481,463 acres.



## NEW SOUTH WALES—1864.

143

## LIVE STOCK.

No. 118.—RETURN of LIVE STOCK in the OLD SETTLED COUNTIES, on 31st March, 1865.

COUNTIES. (Police Districts and parts of.)	LIVE STOCK.				COUNTIES— <i>continued.</i> (Police Districts and parts of.)	LIVE STOCK.			
	HORSES.	HORNED CATTLE.	SHEEP.	PIGS.		HORSES.	HORNED CATTLE.	SHEEP.	PIGS.
	No.	No.	No.	No.		No.	No.	No.	No.
<b>ARGYLE.</b>					<b>DURHAM—<i>continued.</i></b>				
Goulburn .. .. .	7,972	23,530	94,780	2,597	Brought forward ..	9,727	54,666	49,767	10,432
<b>BATHURST.</b>					South-eastern portion—Raymond Terrace ..	502	760	....	490
Eastern portion—Bathurst ..	2,605	4,517	50,590	1,464	North-western portion—Scone ..	610	7,655	9,029	236
South-western portion—Carcoar ..	7,707	14,847	187,817	1,373	<b>TOTALS .. .. .</b>	<b>10,839</b>	<b>63,051</b>	<b>58,796</b>	<b>11,153</b>
North-western portion—Orange ..	3,726	11,014	26,011	1,332	<b>GEORGIANA.</b>				
<b>TOTALS .. .. .</b>	<b>14,038</b>	<b>30,378</b>	<b>264,418</b>	<b>4,169</b>	Southern portion—Goulburn ..	3,343	7,334	12,530	1,188
<b>BLIGH.</b>					North-eastern portion—Hartley ..	....	....	....	....
Western portion—Wellington ..	805	3,729	16,059	322	North-eastern portion—Bathurst ..	3,486	9,236	36,462	1,549
Greater portion—Cassilis ..	1,838	13,763	160,516	1,240	Western portion—Carcoar ..	4,204	9,794	131,321	1,366
<b>TOTALS .. .. .</b>	<b>2,643</b>	<b>17,492</b>	<b>176,575</b>	<b>1,562</b>	<b>TOTALS .. .. .</b>	<b>11,033</b>	<b>26,364</b>	<b>180,313</b>	<b>4,103</b>
<b>BRISBANE.</b>					<b>GLOUCESTER.</b>				
Western portion—Cassilis ..	915	4,750	48,875	111	South-western portion—Dungog ..	704	4,006	7	2,286
South-eastern portion—Merton and Muswellbrook ..	1,055	3,947	8,100	562	Southern portion—Newcastle ..	79	359	....	96
North-eastern portion—Murrurundi ..	734	1,992	23,216	208	Midland and north-western portions—Port Stephens ..	2,875	22,818	4,900	2,639
Eastern portion—Scone ..	5,705	25,156	114,477	1,123	Southern portion—Raymond Terrace ..	1,200	3,970	90	989
<b>TOTALS .. .. .</b>	<b>8,409</b>	<b>35,845</b>	<b>199,668</b>	<b>2,004</b>	North-eastern portion—Manning River ..	1,001	5,368	970	1,357
<b>CAMDEN.</b>					<b>TOTALS .. .. .</b>	<b>5,359</b>	<b>36,521</b>	<b>5,967</b>	<b>7,367</b>
South-western portion—Berri ..	2,738	11,539	8,574	1,860	<b>HUNTER.</b>				
Eastern portion—Kiama ..	2,200	24,223	744	8,978	Southern portion—M'Donald River ..	1,287	3,514	300	1,268
North-western portion—Camden, Narellan, and Picton ..	4,275	16,241	4,441	5,109	North-western portion—Muswellbrook and Merton ..	602	5,870	1,322	222
South-eastern portion—Shoalhaven ..	1,669	7,589	526	1,907	North-eastern portion—Patrick's Plains ..	1,268	3,801	8,454	842
North-eastern portion—Wollongong ..	1,822	14,856	2,817	5,155	Western portion—Rylstone ..	191	211	850	31
<b>TOTALS .. .. .</b>	<b>12,704</b>	<b>74,448</b>	<b>17,102</b>	<b>23,009</b>	South-eastern portion—WindSOR ..	307	403	....	568
<b>COOK.</b>					<b>TOTALS .. .. .</b>	<b>3,655</b>	<b>13,799</b>	<b>10,926</b>	<b>2,931</b>
South-eastern portion—Camden and Narellan, &c. ..	97	354	....	212	<b>KING.</b>				
Western portion—Hartley ..	1,193	2,383	837	404	South-western portion—Binalong ..	7,178	14,255	168,625	1,464
Eastern portion—Penrith ..	430	290	9	398	Southern portion—Yass ..	9,590	20,052	55,880	1,759
Western portion—Rylstone ..	2,013	2,923	3,837	404	<b>TOTALS .. .. .</b>	<b>16,768</b>	<b>34,307</b>	<b>224,505</b>	<b>3,223</b>
North-eastern portion—WindSOR ..	1,750	2,329	331	2,983	<b>MACQUARIE.</b>				
<b>TOTALS .. .. .</b>	<b>5,483</b>	<b>8,279</b>	<b>5,014</b>	<b>4,401</b>	Central portion—Port Macquarie ..	2,207	12,696	133	2,152
<b>CUMBERLAND.</b>					Southern portion—Manning River ..	2,236	13,834	409	2,939
South-eastern portion—Campbelltown ..	1,318	3,464	1,908	915	<b>TOTALS .. .. .</b>	<b>4,443</b>	<b>26,530</b>	<b>542</b>	<b>5,091</b>
Central and northern portions—Parramatta and Liverpool ..	3,779	7,214	10,005	3,400	<b>MURRAY.</b>				
South-western portion—Camden, Narellan, and Picton ..	951	3,508	1,400	741	Eastern portion—Braidwood ..	11,989	5,875	311,137	2,318
Western portion—Penrith ..	3,699	6,724	2,820	2,692	Greater portion—Queanbeyan ..	5,473	29,476	161,344	1,959
Sydney ..	6,635	6,167	1,473	4,687	Northern portion—Yass ..	1,602	8,060	40,366	580
North-western portion—WindSOR ..	3,150	4,753	2,828	3,952	<b>TOTALS .. .. .</b>	<b>19,064</b>	<b>43,411</b>	<b>512,847</b>	<b>4,857</b>
South-eastern portion—Wollongong ..	91	670	....	232	<b>NORTHUMBERLAND.</b>				
<b>TOTALS .. .. .</b>	<b>19,623</b>	<b>32,500</b>	<b>20,434</b>	<b>16,619</b>	South-eastern portion—Gosford, Brisbane Water ..	1,232	4,410	1	1,335
<b>DURHAM.</b>					South-western portion—M'Donald River* ..	....	....	....	....
North-eastern portion—Dungog ..	1,456	8,130	345	2,298	Northern portion—Maitland ..	5,581	13,970	8,625	7,075
Southern portion—Maitland ..	1,081	5,253	1,728	1,691	North-eastern portion—Newcastle ..	1,669	3,206	992	1,287
South-western portion—Merton and Muswellbrook ..	1,091	2,675	27,120	386	North-western portion—Patrick's Plains ..	2,213	6,370	19,356	2,370
Northern portion—Murrurundi ..	....	....	....	....	South-eastern portion—Raymond Terrace ..	494	1,082	50	463
Midland and northern portions—Paterson ..	3,881	19,613	2,670	3,670	Midland portion—Wollombi ..	3,100	10,106	330	3,318
Southern portion—Patrick's Plains ..	2,218	18,995	17,904	2,387	<b>TOTALS .. .. .</b>	<b>14,289</b>	<b>39,144</b>	<b>29,254</b>	<b>15,848</b>
Carried forward ..	9,727	54,666	49,767	10,432					

\* See "Hunter" County.

## STATISTICS OF

## LIVE STOCK—continued.

COUNTIES—continued. (Police Districts and parts of.)	LIVE STOCK.				COUNTIES—continued. (Police Districts and parts of.)	LIVE STOCK.			
	HORSES.	HORNED CATTLE.	SHEEP.	PIGS.		HORSES.	HORNED CATTLE.	SHEEP.	PIGS.
	No.	No.	No.	No.		No.	No.	No.	No.
<b>PHILLIP.</b>					<b>WELLINGTON.</b>				
Western portion—Mudgee ..	2,283	3,697	37,238	1,305	Northern portion—Mudgee ..	2,224	3,625	32,509	926
Eastern portion—Rylstone ..	1,463	4,929	51,706	473	Western portion—Molong ..	1,850	37,182	233,355	158
<b>TOTALS .. ..</b>	<b>3,746</b>	<b>8,626</b>	<b>88,944</b>	<b>1,778</b>	Southern portion—Orange ..	1,148	3,344	16,061	587
					North-western and midland portion—Wellington ..	2,471	14,020	58,459	913
<b>ROXBURGH.</b>					<b>TOTALS .. ..</b>	<b>7,693</b>	<b>58,171</b>	<b>340,384</b>	<b>2,584</b>
South-western portion—Bath- urst .. ..	3,955	6,834	41,967	1,700					
Northern portion—Rylstone ..	2,515	3,641	40,128	1,026	<b>*WESTMORELAND.</b>				
<b>TOTALS .. ..</b>	<b>6,500</b>	<b>10,475</b>	<b>82,095</b>	<b>2,726</b>	Western portion—Bathurst ..	6,544	9,243	32,540	2,485
					Central portion—Hartley ..	1,249	3,768	1,321	511
<b>ST. VINCENT.</b>					Southern portion—Goulburn ..	830	822	....	60
South-western portion—Braid- wood .. ..	6,793	40,197	17,635	1,985	North-eastern portion—Cam- den, Narellan, and Picton ..	951	4,848	....	981
South-eastern portion—Broulee	882	3,794	128	859	<b>TOTALS .. ..</b>	<b>9,574</b>	<b>18,681</b>	<b>33,861</b>	<b>4,037</b>
Northern portion—Shoalhaven	1,834	14,356	136	4,401					
<b>TOTALS .. ..</b>	<b>9,509</b>	<b>58,347</b>	<b>17,949</b>	<b>7,245</b>					

No. 119.—RETURN of LIVE STOCK in the PASTORAL DISTRICTS, on 31st March, 1865.

PASTORAL DISTRICTS.	LIVE STOCK.				PASTORAL DISTRICTS—continued.	LIVE STOCK.			
	HORSES.	HORNED CATTLE.	SHEEP.	PIGS.		HORSES.	HORNED CATTLE.	SHEEP.	PIGS.
	No.	No.	No.	No.		No.	No.	No.	No.
<b>ALBERT.</b>					<b>MURRUMBIDGEE.</b>				
Balranald (part of) .. ..	685	21,475	361,517	8	Albury (the whole) .. ..	6,209	31,460	69,782	1,920
<b>BLIGH.</b>					Deniliquin (the whole) ..	2,112	24,438	740,660	788
Dubbo (part of) .. ..	1,476	25,886	106,056	217	Balranald (part of) .. ..	918	17,123	310,441	131
<b>CLARENCE.</b>					Gundagai (part of) .. ..	891	4,726	....	395
Grafton (the whole) .. ..	4,739	134,623	2,600	4,500	Moama (the whole) .. ..	325	10,937	22,014	261
Richmond River (part of) ..	2,212	128,812	8,003	129	Moulamein (the whole) ..	992	25,265	271,999	167
Wellingrove (part of)* .. ..	....	....	....	....	Tumut (the whole) .. ..	1,075	9,607	11,721	887
Tenterfield (part of) .. ..	260	5,120	2,300	46	Wagga Wagga (part of) ..	6,124	26,241	424,978	981
<b>TOTALS .. ..</b>	<b>7,211</b>	<b>268,555</b>	<b>12,903</b>	<b>4,675</b>	Yass (part of) .. ..	716	6,901	....	353
					<b>TOTALS .. ..</b>	<b>19,362</b>	<b>156,698</b>	<b>1,851,595</b>	<b>5,883</b>
<b>DARLING.</b>					<b>M'LEAY.</b>				
Balranald (part of) .. ..	582	6,921	223,248	9	M'Leay (the whole) .. ..	2,646	20,035	173	3,609
<b>GWYDIR.</b>					Armidale (part of) .. ..	....	....	....	....
Warialda (part of) .. ..	5,961	187,293	382,518	332	<b>TOTALS .. ..</b>	<b>2,646</b>	<b>20,035</b>	<b>173</b>	<b>3,609</b>
<b>LACHLAN.</b>					<b>NEW ENGLAND.</b>				
Binalong (part of) .. ..	5,658	16,448	108,338	1,123	Armidale (nearly all) ..	4,677	83,086	436,491	1,717
Gundagai (part of) .. ..	1,641	13,736	29,454	1,564	Tenterfield (nearly all) ..	926	9,002	90,360	540
Wagga Wagga (part of) .. ..	2,536	16,798	226,488	357	Wellingrove (nearly all) ..	3,119	79,005	367,840	367
Balranald (part of) .. ..	656	23,292	161,815	4	Richmond River (part of) ..	....	....	....	....
Yass (part of) .. ..	5,658	16,448	108,338	1,123	<b>TOTALS .. ..</b>	<b>8,722</b>	<b>171,093</b>	<b>894,691</b>	<b>2,624</b>
<b>TOTALS .. ..</b>	<b>16,149</b>	<b>86,722</b>	<b>634,433</b>	<b>4,181</b>	<b>WARREGO.</b>				
<b>LIVERPOOL PLAINS.</b>					Molong (part of)† .. ..	....	....	....	....
Murrurundi (part of) .. ..	1,944	10,797	132,910	394	Dubbo (part of)† .. ..	....	....	....	....
Tamworth (the whole) .. ..	6,247	55,697	376,558	1,792	Warialda (part of) .. ..	Nil.	....	....	....
Wee Waa (part of) .. ..	2,479	71,284	154,722	269	Wee Waa (part of) .. ..	882	62,174	62,069	36
<b>TOTALS .. ..</b>	<b>10,670</b>	<b>137,778</b>	<b>664,190</b>	<b>2,465</b>	Balranald (part of) .. ..	Nil.	....	....	....
<b>MONARO.</b>					<b>TOTALS .. ..</b>	<b>882</b>	<b>62,174</b>	<b>62,069</b>	<b>36</b>
Broulee (part of) .. ..	1,166	11,415	380	1,127	<b>WELLINGTON.</b>				
Queanbeyan (part of) .. ..	695	2,115	11,160	77	Dubbo (part of)‡ .. ..	671	27,175	91,800	47
Bombala (the whole) .. ..	2,423	13,211	172,410	306	Molong (part of)§ .. ..	3,290	11,215	151,315	498
Cooma (the whole) .. ..	5,232	31,035	284,395	520	<b>TOTALS .. ..</b>	<b>3,961</b>	<b>38,390</b>	<b>243,115</b>	<b>545</b>
Eden (the whole) .. ..	2,900	23,389	2,293	10,191					
<b>TOTALS .. ..</b>	<b>12,416</b>	<b>81,165</b>	<b>470,638</b>	<b>12,221</b>					

\* Included in the Pastoral District of New England.

† Includes that portion of Dubbo in the Warrego Pastoral District.

‡ Information included in the Pastoral District of Wellington.

§ Includes that portion of Molong in the Warrego Pastoral District.

NEW SOUTH WALES—1864.

LIVE STOCK—continued.

No. 120.—COMPARATIVE SUMMARY of LIVE STOCK in the OLD SETTLED COUNTIES, for the Years ending 31st March, 1864 and 1865.

COUNTIES.	DESCRIPTION OF STOCK.							
	HORSES.		HORNED CATTLE.		SHEEP.		PIGS.	
	1864.	1865.	1864.	1865.	1864.	1865.	1864.	1865.
	No.	No.	No.	No.	No.	No.	No.	No.
Argyle .. .. .	12,489	7,972	36,552	23,530	142,813	94,780	2,712	2,597
Bathurst .. .. .	7,105	14,038	12,520	30,378	302,971	264,418	1,753	4,169
Bligh .. .. .	2,581	2,643	19,201	17,492	212,634	176,575	1,159	1,562
Brisbane .. .. .	8,819	8,409	37,642	35,845	168,981	199,668	1,413	2,004
Camden .. .. .	10,547	12,704	67,753	74,448	11,147	17,102	18,855	23,009
Cook .. .. .	3,306	5,483	4,825	8,279	426	5,014	2,934	4,401
Cumberland .. .. .	18,905	19,623	33,431	32,500	10,263	20,434	14,001	16,619
Durham .. .. .	12,823	10,839	62,310	63,081	52,821	58,796	11,572	11,158
Georgiana .. .. .	8,761	11,033	14,222	26,364	92,454	180,313	1,994	4,103
Gloucester .. .. .	6,697	5,859	38,458	36,521	4,625	5,967	7,185	7,367
Hunter .. .. .	4,171	3,655	12,290	13,799	9,416	10,926	1,837	21,931
King .. .. .	13,811	16,768	33,595	34,307	163,266	224,505	2,258	3,223
Macquarie .. .. .	5,818	4,443	28,762	26,530	225	542	4,386	5,091
Murray .. .. .	19,880	19,064	46,524	43,411	581,504	512,847	6,148	4,857
Northumberland .. .. .	10,820	14,289	34,682	39,144	16,256	29,254	13,514	15,848
Phillip .. .. .	2,576	3,746	8,089	8,626	81,370	88,944	942	1,778
Roxburgh .. .. .	3,639	6,500	5,947	10,475	59,635	82,095	987	2,726
St. Vincent .. .. .	9,173	9,509	59,074	58,347	20,572	17,949	6,162	7,245
Wellington .. .. .	7,135	7,693	14,258	58,171	156,734	340,384	2,518	2,534
Westmoreland .. .. .	5,878	9,574	12,153	18,681	23,820	33,861	1,779	4,037
TOTAL COUNTIES .. .. .	174,484	193,844	582,288	659,929	2,111,933	2,364,374	104,109	127,309

No. 121.—COMPARATIVE SUMMARY of LIVE STOCK in the PASTORAL DISTRICTS, for the Years ending 31st March, 1864 and 1865.

PASTORAL DISTRICTS.	DESCRIPTION OF STOCK.							
	HORSES.		HORNED CATTLE.		SHEEP.		PIGS.	
	1864.	1865.	1864.	1865.	1864.	1865.	1864.	1865.
	No.	No.	No.	No.	No.	No.	No.	No.
Albert .. .. .	1,435	685	28,820	21,475	164,745	361,517	150	8
Bligh .. .. .	5,687	1,476	230,481	25,886	368,842	106,056	969	217
The Clarence .. .. .	7,875	7,211	288,303	268,555	15,012	12,903	5,177	4,675
The Darling .. .. .	1,239	582	24,181	6,921	392,434	223,248	20	9
Gwydir .. .. .	3,536	5,961	96,481	187,298	333,920	382,518	186	382
Lachlan .. .. .	11,890	16,149	75,489	86,722	511,967	634,433	2,258	4,181
Liverpool Plains .. .. .	8,657	10,670	157,956	137,778	671,226	664,190	1,876	2,455
Macleay .. .. .	2,686	2,646	23,355	20,035	330	173	3,329	3,609
Monaro .. .. .	11,809	12,416	80,439	81,165	344,375	470,638	10,070	12,221
Murrumbidgee .. .. .	16,038	19,362	165,600	156,698	1,313,356	1,351,595	4,552	5,883
New England .. .. .	7,712	3,722	113,861	171,093	852,818	894,691	1,858	2,624
Warrego .. .. .	2,003	882	99,326	62,174	437,900	62,069	.....	36
Wellington .. .. .	7,523	3,961	65,942	38,390	272,111	243,115	1,345	545
Total, Pastoral Districts .. .. .	88,070	90,723	1,450,234	1,264,190	5,679,036	5,907,146	31,790	36,845
Total, Counties .. .. .	174,484	193,844	582,288	659,929	2,111,933	2,364,374	104,109	127,309
GENERAL TOTAL .. .. .	262,554	284,567	2,032,522	1,924,119	7,790,969	8,271,520	135,899	164,154

## STATISTICS OF

LIVE STOCK—*continued.*

## No. 122.—DECENNIAL RETURN of LIVE STOCK in the Colony.

YEAR.	HORSES.	HORNED CATTLE.	SHEEP.	Pigs.	YEAR.	HORSES.	HORNED CATTLE.	SHEEP.	Pigs.
	No.	No.	No.	No.		No.	No.	No.	No.
1855	158,159	1,853,407	8,602,499	68,091	1860	251,497	2,408,586	6,119,163	180,662
1856	168,929	2,023,418	7,736,323	105,998	1861	233,220	2,271,923	5,615,054	146,091
1857	180,053	2,148,664	8,139,162	109,166	1862	273,389	2,620,383	6,145,651	125,541
1858	200,713	2,110,604	7,581,762	92,843	1863	262,554	2,032,522	7,790,969	135,899
1859	214,684	2,190,976	5,162,671	119,701	1864	284,567	1,924,119	8,271,520	164,154

NOTE.—The number of Alpacas, Llamas, &c., depasturing in the Colony on the 5th February, 1865, was 293.

## PART VI.

## MONETARY AND FINANCIAL.

## CONTENTS.

NUMBER OF RETURN.		PAGE.
123	TAXES, DUTIES, &c. ... ..	148
124	FEES, &c.... ..	162
125	ACCOUNTS, WEIGHTS AND MEASURES ... ..	173
126	COURSE OF EXCHANGE ... ..	173
127	RATES OF INTEREST PAID TO DEPOSITORS BY THE BANKS ... ..	173
128	COIN AND BULLION IN THE MINT, BANKS, &c. ... ..	174
129	” ” —DECENNIAL RETURN ... ..	174
130	COINS IN CIRCULATION ... ..	175
131	MINT CHARGES ... ..	175
132	PAPER CURRENCY IN CIRCULATION... ..	175
133	BANKS—AVERAGE ASSETS AND LIABILITIES FOR THE QUARTER ENDED 31 MARCH ... ..	176
	” ” ” 30 JUNE ... ..	176
	” ” ” 30 SEPTEMBER ... ..	177
	” ” ” 31 DECEMBER ... ..	177
134	NEW SOUTH WALES SAVINGS BANK—DEPOSITS, &c. ... ..	178
135	” ” —RATES OF INTEREST, &c.... ..	178
136	GOLD RECEIVED AND ISSUED AT THE MINT, FROM 14 MAY, 1855, TO 31 DECEMBER, 1864... ..	179
137	RAILWAYS—RECEIPTS AND EXPENDITURE ... ..	180
138	ELECTRIC TELEGRAPH—RECEIPTS, &c. ... ..	181
139	MONEY ORDERS—NUMBER ISSUED AND PAID ... ..	181
140	POST OFFICES—LETTERS, &c. ... ..	182
141	MONEYS PAID ON ACCOUNT OF IMMIGRATION—DECENNIAL RETURN ... ..	183
142	GENERAL ACCOUNT CURRENT—REVENUE AND RECEIPTS AND EXPENDITURE ... ..	184
143	REVENUE AND RECEIPTS—COMPARATIVE STATEMENT ... ..	185
144	EXPENDITURE UNDER SCHEDULES ... ..	188
145	DISBURSEMENTS OUT OF CONSOLIDATED REVENUE FUND... ..	189
146	” ” ABSTRACT OF... ..	192
147	EXPENDITURE—MILITARY—BY THE COLONY ... ..	192
148	” ” —BY IMPERIAL GOVERNMENT ... ..	193
149	” —CONVICT—BY THE COLONY... ..	193
150	” ” —BY IMPERIAL GOVERNMENT ... ..	193
151	LOANS ... ..	194
152	LOCAL REVENUES—MUNICIPALITIES—SYDNEY ... ..	196
153	” —OTHER MUNICIPALITIES ... ..	197
154	” —ROAD TRUSTS ... ..	198

## TAXES, DUTIES, &amp;c.

No. 123.—SCHEDULE of TAXES, DUTIES, FEES, and all other sources of Revenue, specified under the respective Laws or Authorities under which they are derived.

ACT OF COUNCIL UNDER WHICH LEVIED.	SPECIFICATION OF TAXES, DUTIES, &c.	AUTHORITY UNDER WHICH ORIGINALLY ESTABLISHED.	AT WHAT PERIOD.
<b>COLONIAL SPIRITS.</b>			
19 Vict., No. 15 (14 Sept., 1855.)	Upon spirits made or distilled within the Colony, from sugar which shall have paid Customs duties .. .. . the gal.*	s. d. 6 5	
	Upon spirits made or distilled within the Colony, wholly or in any proportion exceeding 10 per cent. of the whole, from materials which are not subject to any duty of Customs .. .. . do.*	7 0	
<b>CUSTOMS.</b>			
<b>IMPORT DUTIES.</b>			
19 Vict., No. 14, 14 Sept., 1855, and Act of the Parliament of New South Wales, 25 Vict., No. 10. (30 Dec., 1861.)	Spirits—brandy and gin.. .. . the gal.*	10 0	Act of Parliament 59 Geo. III, c. 114. } 12 July, 1819.
	whisky, rum, and all other spirits .. .. . do.*	7 0	
	Spirits, cordials, liqueurs, or strong waters, sweetened or mixed with any article so that the degree of strength cannot be ascertained by Sykes' Hydrometer .. .. . do.	10 0	
	Perfumed spirits .. .. . do.	7 0	
	Wine containing more than 25 per cent. of alcohol of a specific gravity of '825 at the temperature of 60 degrees of Fahrenheit's Thermometer, for every gallon in proportion to strength .. .. . do.	10 0	
	Wine not containing more than 25 per cent. of alcohol of a specific gravity of '825 at the temperature of 60 degrees of Fahrenheit's Thermometer .. .. . do.	2 0	
	Ale, beer, and porter of all sorts { in wood .. .. . do. in bottle .. .. . do.	0 1 0 2	
	Tea.. .. . the lb.	0 3	
	Sugar { refined and candy .. .. . the cwt. unrefined .. .. . do.	6 8 5 0	
	Treacle and Molasses .. .. . do.	3 4	
	Coffee and Chicory .. .. . the lb.	0 2	
	Tobacco { manufactured and snuff .. .. . do. unmanufactured .. .. . do.	2 0 1 0	
	Cigars .. .. . do.	3 0	
	MEMO.—Old tom, absynth, bitters, and pain-killer, are liable to duty as cordials .. .. . the gal.	10 0	
Tricopherous (Perfumery) .. .. . do.	7 0		
Opium .. .. . the lb.	10 0		
<b>EXEMPTIONS.</b>			
19 Vict., No. 14 14 Sept., 1855.	All goods imported for the supply of Her Majesty's Service, exempted from all duties and imposts of every description whatsoever.		
7 Vict., No. 28	All wine imported into the Colony of New South Wales, or taken out of bond, for the use of Military or Naval Officers serving on full pay in the said Colony or the adjoining seas, is exempted from duty.		
<b>EXPORT DUTIES.</b>			
26 Vict., No. 5..	Gold .. .. . per oz. (Troy)	s. d. 1 6	
	Wrought or unwrought, by sea or land.		
<b>EXCEPTIONS.</b>			
26 Vict., No. 5..	This duty not leviable upon assayed duty-paid gold from the Branch Royal Mint at Sydney, coined gold issued from the Royal Mint at London, or of the Branch thereof at Sydney, or of any foreign State. Articles of plate, jewellery, or ornament actually worn upon the person, or made elsewhere than in the Colony.		20 Vict., No. 17. } 15 Feb., 1857.
<b>BONDED DISTILLERIES AND SUGAR HOUSES.</b>			
Act of the Parliament of New South Wales, 26 Vict., No. 18. (Assented to 20 Dec., 1862.)	All spirits, &c., produced under this Act, subject to same rules and liable to the same duties as if imported.		26 Vict., No. 18. } 20 Dec., 1862.

\* By the Act of Council, 9 Vict., No. 15, sec. 75, the duty on every gallon of spirits or strong waters is chargeable according to the actual strength of proof by Sykes' Hydrometer, and so in proportion for any greater or less strength than the strength of proof.

ACT OF COUNCIL UNDER WHICH LEVIED.	SPECIFICATION OF TAXES, DUTIES, &c.— <i>continued.</i>	AUTHORITY UNDER WHICH ORIGINALLY ESTABLISHED.	AT WHAT PERIOD.
<b>WINE, CIDER, AND PERRY.</b>			
Act of the Parliament of N.S.W., *26 Vic., No. 16. (Assented to, 20 Dec., 1862.)	Produced from fruit grown in the Colony, license fee .. £1 0 0	26 Vic., No. 16.	20 Dec., 1862.
	Every license, whensoever granted, shall have effect on and from the day of the date thereof until 1st July then next, and may be renewed as of that day in each year, on payment of aforesaid fee.		
* This Act does not affect Act 25 Vic., No. 14.			
<b>MINT.</b>			
<b>IMPORT OF GOLD INTO THE BRANCH ROYAL MINT, SYDNEY.</b>			
26 Vic., No. 5..	Gold imported, 1s. 3d. per oz. Troy of standard fineness, as declared after the said Gold shall have been assayed and brought to the standard of 22 carats fine at the Mint.	20 Vic., No. 17.	15 Feb., 1857.
	<p style="text-align: center;">EXCEPTIONS.</p> Duty not payable upon Gold the produce of any other country brought for coinage to the Mint through the Customs.		
<b>BONDED WAREHOUSES.</b>			
20 Vic., No. 21. (23 Feb., 1857.)	Occupier of any Warehouse not containing more than 50 tons .. £50 per annum And for every additional 10 tons the further duty of £1 do. not exceeding £300. To be paid on the 31st March in each year.	20 Vic., No. 21.	23 Feb., 1857.
<b>WHARFAGE RATES.</b>			
<b>PUBLIC WHARVES.</b>			
		In-wards.	Out-wards.
		s. d.	s. d.
8 Vic., No. 16. (20 Dec., 1844.)	Acids .. .. .	0 8	0 6
	Agricultural Implements .. .. .	0 8	0 6
	Alum, barrel or keg.. .. .	0 8	0 6
	" the ton .. .. .	1 8	1 3
	Alkali, loose, the ton .. .. .	1 8	1 3
	" in casks, according to size.		
	Almonds, the hogshead .. .. .	1 0	0 9
	" the package, cask, or case .. .. .	0 4	0 3½
	" the bag .. .. .	0 2	0 1
	Anchors, Grapnels, the ton .. .. .	2 4	1 9
	" in small packages, each .. .. .	0 4	0 3
	Anchovies, the crate .. .. .	0 8	0 6
	" the case.. .. .	0 4	0 3
	" the barrel or keg .. .. .	0 2	0 1½
	Aniseed, the package .. .. .	0 4	0 3
	Annatto, the cask or case .. .. .	0 4	0 3
	" the basket or bag .. .. .	0 3	0 2½
	Antimony Ore, the ton .. .. .	2 4	1 9
	Anvils, each .. .. .	0 2	0 1½
	" per ton .. .. .	1 8	1 3
	Asses and Mules, each .. .. .	0 8	0 6
	Axletrees, each .. .. .	0 4	0 3
	Apples, the package .. .. .	0 4	0 3
	Arrowroot, the cask or case .. .. .	0 4	0 3
	Apparel, Wearing, the case .. .. .	0 4	0 3
Bacon, the bale, bundle, or case .. .. .	0 4	0 3	
" the side .. .. .	0 2	0 1½	
Bags, empty, the bale or bundle .. .. .	0 4	0 3	
Bark, loose or in bags, the ton .. .. .	1 8	1 3	
" Peruvian, the case or chest.. .. .	0 6	0 4½	
Barley, loose or in bags, the bushel .. .. .	0 0½	0 0½	
" Pearl, the cask or case .. .. .	0 4	0 3	
" the keg or jar .. .. .	0 2	0 1½	
Baskets, empty, each .. .. .	0 1	0 0½	
Beans, in bags, the bushel.. .. .	0 0½	0 0½	
" in casks, according to size.			
		Order of Governor King. Order of Governor Bligh. Proclamation, which was legalized by Act of Council 6 Geo. IV, No. 20. Acts of Council. 3 Wm. IV, No. 6 4 Vict., No. 4. 7 Vict., No. 12.	11 Oct., 1800. 11 Nov., 1807. 14 Aug., 1818. 1 Nov., 1825. 31 Aug., 1832. 21 July, 1840. 8 Dec., 1843.

ACT OF COUNCIL UNDER WHICH LEVIED.	SPECIFICATION OF TAXES, DUTIES, &c.— <i>continued.</i>	AUTHORITY UNDER WHICH ORIGINALLY ESTABLISHED.	AT WHAT PERIOD.
<b>WHARFAGE RATES—<i>continued.</i></b>			
<b>PUBLIC WHARVES.</b>			
		In-wards.	Out-wards.
		s. d.	s. d.
	Beef and Pork, the tierce or hogshead .. .. .	0 6	0 4 $\frac{1}{2}$
	"    "    the barrel .. .. .	0 4	0 3
	Beer or Cider, in bulk, the hogshead .. .. .	0 6	0 4 $\frac{1}{2}$
	"    "    the barrel .. .. .	0 4	0 3
	"    bottled, 1 to 3 doz., the cask or case .. .. .	0 2	0 1 $\frac{1}{2}$
	"    "    4 to 5 doz., .. .. .	0 3	0 2 $\frac{1}{4}$
	"    "    6 to 8 doz., .. .. .	0 4	0 3
	"    "    9 dozen, .. .. .	0 6	0 4 $\frac{1}{2}$
	Beeswax, the cask or case .. .. .	0 4	0 3
	Berries Juniper, the package .. .. .	0 4	0 3
	Bellows, Smiths', the pair .. .. .	0 4	0 3
	Billiard Tables, each .. .. .	3 4	2 6
	Biscuit, in bags, the ton .. .. .	1 8	1 3
	"    the puncheon .. .. .	0 8	0 6
	"    the hogshead .. .. .	0 6	0 4 $\frac{1}{2}$
	"    the barrel .. .. .	0 3	0 2 $\frac{1}{4}$
	"    the keg .. .. .	0 2	0 1 $\frac{1}{2}$
	Blankets, the bale .. .. .	0 4	0 3
	Blacklead, the cask or case .. .. .	0 4	0 3
	Blacking, the hogshead .. .. .	0 8	0 6
	"    the cask .. .. .	0 4	0 3
	"    the keg .. .. .	0 2	0 1 $\frac{1}{2}$
	Bottles, empty, the package .. .. .	0 4	0 3
	Bones, per ton .. .. .	2 4	1 9
	"    Shank, 1,000 .. .. .	1 8	1 3
	Bran, the sack .. .. .	0 1	0 0 $\frac{3}{4}$
	Brimstone, loose, the ton .. .. .	1 8	1 3
	"    the cask or case .. .. .	0 4	0 3
	Bricks, per dozen .. .. .	0 4	0 3
	Bristles, the cask or case .. .. .	0 4	0 3
	Brooms or Brushes, the cask or case .. .. .	0 6	0 4 $\frac{1}{2}$
	"    "    the bundle .. .. .	0 4	0 3
	"    "    loose, the dozen .. .. .	0 2	0 1 $\frac{1}{2}$
	Bull or Cow, each .. .. .	1 8	1 3
	Burr Stones, each .. .. .	0 1	0 0 $\frac{3}{4}$
	Buoys, the ton .. .. .	2 4	1 9
	Butter, the barrel .. .. .	0 4	0 3
	"    the firkin or keg .. .. .	0 2	0 1 $\frac{1}{2}$
	Boots and Shoes, the cask or case .. .. .	0 4	0 3
	Books, the cask or case .. .. .	0 4	0 3
	Branded Fruits, the case .. .. .	0 4	0 3
	Cables, Iron, the ton .. .. .	2 4	1 9
	"    Rope, the ton .. .. .	1 8	1 3
	Calf, each .. .. .	0 8	0 6
	Camphor, the tub or chest .. .. .	0 4	0 3
	Camphorwood Planks, per 1,000 .. .. .	1 8	1 3
	Canes or Bamboos, per 100 bundles .. .. .	1 8	1 3
	"    "    loose, per hundred .. .. .	0 1	0 0 $\frac{3}{4}$
	Candles, the package .. .. .	0 4	0 3
	Cannons, the ton .. .. .	2 4	1 9
	Canvas, the bale .. .. .	0 4	0 3
	"    the bolt .. .. .	0 1	0 0 $\frac{3}{4}$
	"    the bale of 2 bolts .. .. .	0 2	0 1 $\frac{1}{2}$
	Carts, each .. .. .	1 8	1 3
	Capers, the cask or case .. .. .	0 4	0 3
	"    the keg .. .. .	0 2	0 1 $\frac{1}{2}$
	Cards, the case .. .. .	0 4	0 3
	Casks, empty, the ton .. .. .	0 4	0 3
	Cardamons, the case .. .. .	0 4	0 3
	"    the bag .. .. .	0 2	0 1 $\frac{1}{2}$
	Carpets, the bale or case .. .. .	0 4	0 3
	Caraway Seeds, the case .. .. .	0 4	0 3
	"    "    the bag .. .. .	0 2	0 1 $\frac{1}{2}$
	Cashu Nuts, the bag .. .. .	0 2	0 1 $\frac{1}{2}$
	Cassia, the case .. .. .	0 4	0 3
	Castor Oil, the case .. .. .	0 4	0 3
	Carrots, the ton .. .. .	1 1 $\frac{1}{2}$	0 10
	Chairs, the case .. .. .	0 4	0 3
	"    loose, each .. .. .	0 1	0 0 $\frac{3}{4}$
	Carriages, 4-wheeled, each .. .. .	3 4	2 6
	"    2-wheeled, each .. .. .	1 8	1 3
	Cement, the barrel .. .. .	0 4	0 3
	"    loose, the ton .. .. .	1 8	1 3
	Chalk or Whiting, in bulk, the ton .. .. .	1 8	1 3
	"    "    in casks, according to size .. .. .	1 8	1 3
	Cheese, the cask or case .. .. .	0 4	0 3
	"    in tins .. .. .	0 1	0 0 $\frac{3}{4}$
	"    loose, each .. .. .	0 1	0 0 $\frac{3}{4}$
	Chillies, the case .. .. .	0 4	0 3

8 Vic., No. 16.  
(20 Dec., 1844.)

Order of Governor King. } 11 Oct., 1800.  
Order of Governor Bligh. } 11 Nov., 1807.  
Proclamation, which was } 14 Aug., 1818.  
    legalized by }  
    Act of Council, 6 Geo. IV, } 1 Nov., 1825.  
    No. 20. }  
Acts of Council— }  
3 Wm. IV, No. 6. } 31 Aug., 1832.  
4 Vic., No. 4. } 21 July, 1840.  
7 Vic., No. 12. } 8 Dec., 1843.





ACT OF COUNCIL UNDER WHICH LEVIED.	SPECIFICATION OF TAXES, DUTIES, &c.— <i>continued.</i>	AUTHORITY UNDER WHICH ORIGINALLY ESTABLISHED.	AT WHAT PERIOD.
	<b>WHARFAGE RATES—<i>continued.</i></b>		
	<b>PUBLIC WHARVES.</b>		
		In-wards.	Out-wards.
		s. d.	s. d.
	Furniture, the crate .. .. .	0 8	0 6
	"    the package or case .. .. .	0 4	0 3
	Fruit, green, the package .. .. .	0 4	0 3
	Furs, the cask or case .. .. .	0 4	0 3
	Fellocs, per 1,000 .. .. .	3 4	2 6
	Ginger, the cask or case .. .. .	0 4	0 3
	"    the bag .. .. .	0 2	0 1½
	"    per 100 pockets .. .. .	3 4	2 6
	Glassware (see Earthenware.)		
	Glass, Plate, the case .. .. .	0 6	0 4½
	"    Window, the box .. .. .	0 4	0 3
	Glue, the hogshead .. .. .	0 8	0 6
	"    the cask or case .. .. .	0 4	0 3
	Grates and Stoves, each .. .. .	0 4	0 3
	Grain (see Corn.)		
	Grindstones, each .. .. .	0 1	0 0½
	Grindery, the cask or case .. .. .	0 6	0 4½
	Gunny Bags, the bale .. .. .	0 4	0 3
	Gunpowder, free.		
	Gum, the cask or case .. .. .	0 4	0 3
	"    Kawrie, per ton .. .. .	1 8	1 3
	Gypsum, the hogshead .. .. .	0 8	0 6
	"    the cask or case .. .. .	0 4	0 3
	"    loose, the ton .. .. .	1 8	1 3
	Guano, loose, the ton .. .. .	1 8	1 3
	Hair, the cask or case .. .. .	0 4	0 3
	"    the hogshead .. .. .	0 6	0 4½
	Hams, loose, the dozen .. .. .	0 2	0 1½
	"    the hogshead .. .. .	1 0	0 9
	"    the cask or case .. .. .	0 4	0 3
	Hardware, the hogshead or crate .. .. .	0 8	0 6
	"    Ironmongery, the cask or case .. .. .	0 6	0 4½
	"    the bag or keg .. .. .	0 2	0 1½
	"    the bundle .. .. .	0 4	0 3
	Harps, each .. .. .	1 0	0 9
	Harrows, each .. .. .	0 4	0 3
	Hats, the case .. .. .	0 4	0 3
	Hay, the ton .. .. .	1 8	1 3
	Hemp, loose, the ton .. .. .	1 8	1 3
	"    "    the bale .. .. .	0 4	0 3
	Herrings (see Fish.)		
	Hides, per 40 .. .. .	1 9	1 3
	Honey, the package .. .. .	0 4	0 3
	Hops, the bale or bag .. .. .	0 8	0 6
	"    the pocket .. .. .	0 4	0 3
	Hoops, Wood, the bundle .. .. .	0 1	0 0½
	"    Iron (see Iron.)		
	Horses, each .. .. .	1 0	0 9
	"    Cob or Pony, each .. .. .	0 6	0 4½
	Horns, per 100 .. .. .	1 8	1 3
	Hoofs, per ton .. .. .	2 4	1 9
	Ice, the ton .. .. .	1 0	0 9
	India Rubber, the package .. .. .	0 4	0 3
	Iron, in bars, hoop, or rod, pig or sheet, pots, tire, or		
	hurdles, the ton .. .. .	1 8	1 3
	"    Machinery, the ton .. .. .	2 4	1 9
	Ironmongery, cask or case .. .. .	0 6	0 4½
	Isinglass, the package .. .. .	0 4	0 3
	Ivory, the package .. .. .	0 4	0 3
	Instruments, Metal .. .. .	0 6	0 4½
	Jute (See Hemp.)		
	Lacquered ware, the package .. .. .	0 4	0 3
	Lard, the cask or case .. .. .	0 4	0 3
	"    the keg .. .. .	0 2	0 1½
	Laths, per 1,000 .. .. .	0 6	0 4½
	Lead, in rolls or loose, the ton .. .. .	1 8	1 3
	Leather, the bale or case .. .. .	0 4	0 3
	"    loose, the ton .. .. .	2 4	1 9
	Leaches, the package .. .. .	0 4	0 3
	Lime, the ton .. .. .	1 8	1 3
	Logwood, the ton .. .. .		
	(in casks, according to size.)		
	Looking Glasses .. .. .	0 6	0 4½
	Manufactures, the package .. .. .	0 4	0 3
	"    soft goods .. .. .		
	Mangles, each .. .. .	0 8	0 6

8 Vict., No. 16.  
(20 Dec., 1844.)

Order of Govern- }  
nor King, }  
Order of Govern- }  
nor Bligh. }  
Proclamation, }  
which was }  
legalized by }  
Act of Council, }  
6 Geo. IV, }  
No. 20. }  
Acts of Council— }  
3 Wm. IV, No. 6 }  
4 Vic., No. 4. }  
7 Vic., No. 12. }

11 Oct., 1800.  
11 Nov., 1807.  
14 Aug., 1818.  
1 Nov., 1825.  
31 Aug., 1832.  
21 July, 1840.  
8 Dec., 1843.

ACT OF COUNCIL UNDER WHICH LEVIED.	SPECIFICATION OF TAXES, DUTIES, &c.— <i>continued.</i>	AUTHORITY UNDER WHICH ORIGINALLY ESTABLISHED.	AT WHAT PERIOD.
<b>WHARFAGE RATES—<i>continued.</i></b>			
<b>PUBLIC WHARVES.</b>			
		In-wards.	Out-wards.
		s. d.	s. d.
	Marble, manufactured, the package .. .. .	0 8	0 6
	"  in blocks, the ton .. .. .	1 8	1 3
	Matting, the roll .. .. .	0 2	0 1½
	Machinery, per case .. .. .	0 6	0 4½
	"  castings, per ton .. .. .	2 4	1 9
	Minerals, the ton .. .. .	0 6	0 3
	Mill Stones, each .. .. .	1 4	1 0
	Molasses, the puncheon .. .. .	0 8	0 6
	"  the hogshead .. .. .	0 6	0 4½
	"  the cask .. .. .	0 4	0 3
	"  in tanks; the ton .. .. .	1 8	1 3
	Mother-of-Pearl Shells, the ton .. .. .	1 8	1 3
	Mules, each .. .. .	0 8	0 6
	Mustard, the cask or case .. .. .	0 4	0 3
	Musical Instruments (not Piano or Harp), the case .. .. .	0 8	0 6
	Nails, the cask .. .. .	0 4	0 3
	"  bag or keg .. .. .	0 2	0 1½
	Needles, per case .. .. .	0 6	0 4½
	Nuts, the case .. .. .	0 4	0 3
	Nutmegs, the bag .. .. .	0 2	0 1½
	Oats (See Corn).		
	Oakum, the ton .. .. .	1 8	1 3
	Oatmeal, the cask or case .. .. .	0 4	0 3
	"  the keg .. .. .	0 2	0 1½
	Oars, per dozen .. .. .	0 4	0 3
	Oil Cake, loose, the ton .. .. .	1 8	1 3
	"  in casks, according to size.		
	Oil, Black or Sperm, the tun .. .. .	1 4	1 0
	"  if in quantities of less than a tun		
	"  to be charged by the cask.		
	Linseed and other Oils, the butt .. .. .	1 4	1 0
	"  "  the pipe .. .. .	0 8	0 6
	"  "  the hogshead .. .. .	0 6	0 4½
	"  "  the cask .. .. .	0 4	0 3
	"  "  the chest or case .. .. .	0 4	0 3
	Oilmen's Stores, the sugar hogshead .. .. .	1 0	0 9
	"  "  the hogshead .. .. .	0 6	0 4½
	"  "  the cask or case .. .. .	0 4	0 3
	"  "  the keg, basket, or bag .. .. .	0 2	0 1½
	Onions, per ton .. .. .	1 1½	0 10
	Ornaments, figures, &c. .. .. .	0 8	0 6
	Paint, sugar hogshead .. .. .	1 4	1 0
	"  (and see Colours) hogshead .. .. .	0 8	0 6
	"  the butt .. .. .	1 8	1 3
	"  the keg, according to weight.		
	Pailings, per 1,000 .. .. .	5 0	0 0
	Pails, per dozen .. .. .	0 3	0 2
	Paddy, in bulk, the ton .. .. .	1 1½	0 10
	"  the bag .. .. .	0 1	0 0½
	Paper, the bale or case .. .. .	0 4	0 3
	Pease, the cask or case .. .. .	0 4	0 3
	"  the bag or keg .. .. .	0 2	0 1½
	"  the butt .. .. .	1 4	1 0
	Pepper and Spices, the bag .. .. .	0 2	0 1½
	Pianofortes, each .. .. .	1 4	1 0
	Pigs, each .. .. .	0 2	0 1½
	Pictures, the case .. .. .	0 4	0 3
	Piece goods, the bale or case .. .. .	0 4	0 3
	Pitch, the barrel .. .. .	0 4	0 3
	Ploughs, Harrows, or Drills, each .. .. .	0 4	0 3
	Pork, the barrel .. .. .	0 4	0 3
	"  the half-barrel .. .. .	0 2	0 1½
	Potatoes, the ton .. .. .	1 8	1 3
	Quicksilver, the bottle .. .. .	0 2	0 1½
	Raisins, under 30 lbs. the box .. .. .	0 1	0 0¾
	"  30 to 56 lbs. the box .. .. .	0 2	0 1½
	"  56 lbs. and upwards .. .. .	0 4	0 3
	Rattans (See Canes.)		
	Rice, the bag .. .. .	0 1	0 0¾
	Rope, the ton .. .. .	2 4	1 9
	Salt, the ton .. .. .	1 0	0 9
	"  the basket, the hogshead .. .. .	0 8	0 6
	"  the sugar hogshead .. .. .	1 4	1 0
	Sago, the cask or case .. .. .	0 4	0 3
	"  the bag .. .. .	0 1	0 0¾

8 Vict., No. 16.  
(20 Dec., 1844.)

Order of Govern- }  
nor King. } 11 Oct., 1800.  
Order of Govern- }  
nor Bligh. } 11 Nov., 1807.  
Proclamation, }  
which was }  
legalized by }  
Act of Coun- }  
cil, 6 Geo. IV, }  
No. 20. } 1 Nov., 1825.  
Acts of Council— }  
3 Wm. IV, No. 6. } 31 Aug., 1832.  
4 Vic., No. 4. } 21 July, 1840.  
7 Vic., No. 12. } 8 Dec., 1843.

ACT OF COUNCIL UNDER WHICH LEVIED.	SPECIFICATION OF TAXES, DUTIES, &c.—continued.	In-wards. Out-wards.		AUTHORITY UNDER WHICH ORIGINALLY ESTABLISHED.	AT WHAT PERIOD.
WHARFAGE RATES—continued.					
PUBLIC WHARVES.					
		s. d.	s. d.		
	Seltzer and Soda Water, per dozen .. .. .	0 1	0 0 <sup>3</sup> / <sub>4</sub>		
	Sashes, per bundle of six .. .. .	0 4	0 3		
	Sheep or Goats, each .. .. .	0 2	0 1 <sup>1</sup> / <sub>2</sub>		
	Shingles, per 1,000 .. .. .	0 8	1 6		
	Ships' Hearth, per ton .. .. .	2 4	1 9		
	Shot, the cask .. .. .	0 4	0 3		
	" the bag or keg .. .. .	0 2	0 1 <sup>1</sup> / <sub>2</sub>		
	Shooks, the bundle .. .. .	0 2	0 1 <sup>1</sup> / <sub>2</sub>		
	Shower Baths .. .. .	0 6	0 4		
	Soap, 112 lbs. the box .. .. .	0 4	0 3		
	" 56 lbs. .. .. .	0 2	0 1 <sup>1</sup> / <sub>2</sub>		
	" 28 lbs. .. .. .	0 1	0 0 <sup>3</sup> / <sub>4</sub>		
	Skins, loose, per dozen .. .. .	0 2	0 1 <sup>1</sup> / <sub>2</sub>		
	" the cask or case .. .. .	0 4	0 3		
	" the hogshead .. .. .	0 8	0 6		
	Slates, per 1,000 .. .. .	1 8	1 3		
	" writing, per case .. .. .	0 6	0 4 <sup>1</sup> / <sub>2</sub>		
	Slops, the hogshead .. .. .	0 8	0 6		
	" the bundle .. .. .	0 4	0 3		
	" the bale .. .. .	0 6	0 4 <sup>1</sup> / <sub>2</sub>		
	" the case .. .. .	0 4	0 3		
	Spades, Shovels, Forks, and Frying Pans, the dozen .. .. .	0 2	0 1 <sup>1</sup> / <sub>2</sub>		
	Spars, the foot .. .. .	0 0 <sup>1</sup> / <sub>2</sub>	0 0 <sup>3</sup> / <sub>4</sub>		
	Spelter, the ton .. .. .	1 8	1 3		
	Starch, the case .. .. .	0 4	0 3		
	Stationery, the package .. .. .	0 4	0 3		
	Staves, per 100 .. .. .	1 0	0 9		
	Steel, the ton .. .. .	2 4	1 9		
	Steam Engines and Boilers, per ton .. .. .	2 4	1 9		
	Steel, the cask or case .. .. .	0 6	0 4 <sup>1</sup> / <sub>2</sub>		
	Sugar, refined, per sugar hogshead .. .. .	1 4	1 0		
	" the hogshead .. .. .	0 8	0 6		
	" the tierce .. .. .	0 6	0 4		
	" the cask or case .. .. .	0 4	0 3		
	" raw, the bag .. .. .	0 1	0 0 <sup>3</sup> / <sub>4</sub>		
	" in casks or baskets, the ton .. .. .	1 8	1 3		
	Spokes, per 1,000 .. .. .	1 8	1 3		
	Tallow, the hogshead .. .. .	0 6	0 4 <sup>1</sup> / <sub>2</sub>		
	" Slush or Fat, the cask .. .. .	0 4	0 3		
	Tar or pitch, the barrel .. .. .	0 4	0 3		
	Tea, the chest .. .. .	0 4	0 3		
	" the half-chest .. .. .	0 2	0 1 <sup>1</sup> / <sub>2</sub>		
	" the box .. .. .	0 1	0 0 <sup>3</sup> / <sub>4</sub>		
	Timber, the load .. .. .	1 8	1 3		
	Tin Plates, the box .. .. .	0 4	0 3		
	Thrashing and Winnowing Machines, each .. .. .	2 0	1 6		
	Treenails .. .. .	1 8	1 3		
	Twine, the hogshead .. .. .	0 8	0 6		
	" the bale, cask, or case .. .. .	0 4	0 3		
	Tobacco, the hogshead .. .. .	1 0	0 9		
	" the tierce .. .. .	0 6	0 4 <sup>1</sup> / <sub>2</sub>		
	" the keg .. .. .	0 2	0 1 <sup>1</sup> / <sub>2</sub>		
	" the basket or roll .. .. .	0 1	0 0 <sup>3</sup> / <sub>4</sub>		
	Toys and Turnery, the cask or case .. .. .	0 4	0 3		
	Tongues and Tripe, the keg .. .. .	0 2	0 1 <sup>1</sup> / <sub>2</sub>		
	Tubs, per nest .. .. .	0 4	0 3		
	Vitriol, the case .. .. .	0 8	0 6		
	" the carboys .. .. .	0 4	0 3		
	Vinegar, the hogshead .. .. .	0 6	0 4		
	" the barrel or half-hogshead .. .. .	0 3	0 2		
	Wheels, cart or carriage, each .. .. .	0 2	0 1 <sup>1</sup> / <sub>2</sub>		
	Whalebone, the ton .. .. .	2 4	1 9		
	Whale and other Boats, each .. .. .	0 8	0 6		
	Wheelbarrows, each .. .. .	0 2	0 1 <sup>1</sup> / <sub>2</sub>		
	Wine and Spirits, the leaguer .. .. .	1 0	0 9		
	" the half-leaguer .. .. .	0 8	0 6		
	" the pipe, butt, or puncheon .. .. .	0 8	0 6		
	" the hogshead .. .. .	0 6	0 4 <sup>1</sup> / <sub>2</sub>		
	" the barrel or quarter-cask .. .. .	0 3	0 2 <sup>1</sup> / <sub>2</sub>		
	" the 1 or 3 dozen cask or case .. .. .	0 2	0 1 <sup>1</sup> / <sub>2</sub>		
	" 3 or 4 dozen .. .. .	0 3	0 2 <sup>1</sup> / <sub>2</sub>		
	" 5 or 6 dozen .. .. .	0 4	0 3		
	" above 6 dozen .. .. .	0 6	0 4 <sup>1</sup> / <sub>2</sub>		
	Gin, case of 4 gallons .. .. .	0 4	0 3		
	" 2 gallons .. .. .	0 2	0 1 <sup>1</sup> / <sub>2</sub>		
	Wool, the bale .. .. .	0 4	0 3		
	Woolpacks, the bale .. .. .	0 4	0 3		

8 Vict., No. 16.  
(20 Dec., 1844.)

Order of Govern- }  
nor King. } 11 Oct., 1800.  
Order of Govern- }  
nor Bligh. } 11 Nov., 1807.  
Proclamation, }  
which was }  
legalized by }  
Act of Coun- }  
cil, 6 Geo. }  
IV, No. 20. }  
Acts of Council— }  
3 Wm. IV, No. 6. } 31 Aug., 1832.  
4 Vic., No. 4. } 21 July, 1840.  
7 Vic., No. 12. } 8 Dec., 1843.

ACT OF COUNCIL UNDER WHICH LEVIED.	SPECIFICATION OF TAXES, DUTIES, &c.— <i>continued.</i>	AUTHORITY UNDER WHICH ORIGINALLY ESTABLISHED.	AT WHAT PERIOD.		
<b>WHARFAGE RATES—<i>continued.</i></b>					
<b>PUBLIC WHARVES.</b>					
		In-wards.      Out-wards.			
		s. d.      s. d.			
8 Vict., No. 16. (20 Dec., 1844.)	Yams .. .. .	1 1½ 0 10	Order of Governor King. } 11 Oct., 1800. Order of Governor Bligh. } 11 Nov., 1807. Proclamation, which was legalized by Act of Council, 6 Geo. IV, No. 20. } 14 Aug., 1818. Acts of Council—3 Wm. IV, No. 6 } 31 Aug., 1832. 4 Vict., No. 4 } 21 July, 1840. 7 Vict., No. 12.. } 8 Dec., 1843.		
	Unenumerated goods,—				
	"    "    heavy, the ton .. .. .	2 4 1 9			
	"    "    ditto, in packages, the tun butt ..	1 4 1 0			
	"    "    the butt or puncheon .. .. .	0 8 0 6			
	"    "    the hogshead or crate .. .. .	0 6 0 4½			
	"    "    the barrel .. .. .	0 4 0 3			
	"    "    the keg or firkin .. .. .	0 2 0 1½			
	"    "    the bundle or case .. .. .	0 4 0 3			
	"    "    the jar, can, or bottle .. .. .	0 1 0 0½			
<b>LICENSES.</b>					
		£ s. d.			
25 Vict., No. 4. (22 Nov., 1861.) and Government Regulations of 9 Feb., 1862.	<b>MINERS' RIGHTS</b> —If issued between 1 January and 30 June, in any year .. .. . each	0 10 0	Proclamation .. 22 May, 1851. 23 May, 1851. Government Notices .. 1 June, 1851. 7 Oct., 1851. 29 Mar., 1852. Acts of Council—16, 17, 18, 19, and 20 Vict., Nos. 43, 23, 19, 20, and 29 } 1 Feb., 1853. 1 Oct., 1853. 1 Jan., 1855. 1 Jan., 1856. 11 Mar., 1857. Government Regulations .. 5 Aug., 1858. 9 Feb., 1862.		
	If issued between 30 June and 31 December .. do.	0 5 0			
	<b>BUSINESS LICENSES</b> —If issued between 1 January and 30 June .. .. . do.	1 0 0			
	If issued between 30 June and 31 December .. do.	0 10 0			
	All Miners' Rights and Licenses terminate on 31 December in each year, at whatever time during the said year they may have issued.				
	<b>LEASES OF ATRIFEROUS TRACTS.</b>				
	1st class—Two to eight acres alluvial land .. per acre	5 0 0			
	Two hundred to five hundred yards, river bed .. .. . per 100 yds.	5 0 0			
	One hundred to five hundred yards, quartz reef .. .. . do.	5 0 0			
	2nd class—Leases for a term of years are also granted on payment of a Royalty on gross produce not being less than 1 per cent.				
<b>COMPLAINT BEFORE JUSTICE</b> (if Assessors required).					
Each case .. .. .	1 0 0				
<b>COURTS OF APPEAL.</b>					
Do., do., Govt. Regulations of 17 Nov., 1862.	Hearing of any appeal against decision of Justice and Assessors, for each case .. .. .	3 0 0	Government Regulations .. 5 Aug., 1858. 9 Feb., 1862.		
	Fee chargeable upon every transfer of a business allotment .. .. .	1 0 0			
<b>RENT OF OLD RUNS IN THE UNSETTLED AND SECOND CLASS.</b>					
<b>SETTLED DISTRICTS.</b>					
<b>LICENSED RUNS ASSESSED.</b>					
Order of the Queen in Council, dated 9 Mar., 1847, and Regulations framed thereunder.	The minimum rent is £10 per annum, to which is added £2 10s. per annum for every additional 1,000 sheep over 4,000, or every additional 160 head of cattle over 640 which the run is estimated as capable of carrying.		Government Notices .. 1 Oct., 1836. 21 May, 1839. 2 April, 1844. 10 July, 1845. 30 June, 1846. 18 June, 1847. 1 June, 1848. 29 May, 1849. 11 June, 1850. 19 May, 1851. 5 June, 1852. 1 June, 1853.		
	<b>LICENSED RUNS WHEN NOT ASSESSED.</b>				
	All Licenses cease and determine on the 30th June in each year.				
	The rent is chargeable on the recorded extent.				
	Minimum rent, £10. For every additional 5 square miles over 25, an additional charge of £2.				
	<b>RUNS ACQUIRED BY TENDER.</b>				
	The annual rent not less than .. .. . £10				
	A further payment at the rate of £2 10s. per 1,000 for the number of stock above 4,000 sheep, or every additional 160 head of cattle over 640 which the run is estimated capable of carrying.				
	Order of the Queen in Council, dated 9 Mar., 1847, and Government Notices of 1 Jan., 1848, and 12 Aug., 1851.				Order of the Queen in Council, dated 9 Mar., 1847. Government Notices .. 1 Jan., 1848. 12 Aug., 1851.
<b>RENT OF RUNS IN THE UNSETTLED AND SECOND CLASS.</b>					
<b>SETTLED DISTRICTS.</b>					
Act of the Parliament of New South Wales, 25 Vict., No. 2. (18 Oct., 1861.)	The minimum rent is £10 per annum; the rent being determined by an appraisalment of the fair annual value of the run for pastoral purposes.		25 Vict., No. 2 .. 18 Oct., 1861.		
	(Runs held under Crown Lands Occupation Act of 1861, are not liable to assessment under Act 22 Vict., No. 17.)				
<b>RENT OF LEASES WITHIN THE SETTLED DISTRICTS.</b>					
Government Regulations of 1 Nov., 1861.	Minimum rent of leases acquired at auction for every section of 640 acres .. .. . per annum	£ s. d. 1 0 0	Government Regulations .. 1 Nov., 1861.		
	Minimum rent of renewed leases, for every section of 640 acres.. .. . do.	2 0 0			
	Rent of pre-emptive leases to holders of land in fee simple, for every 640 acres.. .. . do.	2 0 0			
	For any smaller area, not less than .. .. . do.	1 0 0			

ACT OF COUNCIL UNDER WHICH LEVIED.	SPECIFICATION OF TAXES, DUTIES, &c.— <i>continued.</i>	AUTHORITY UNDER WHICH ORIGINALLY ESTABLISHED.	AT WHAT PERIOD.
<b>LICENSES—<i>continued.</i></b>			
<b>TRANSFER FEES.</b>			
	£ s. d.		
Government Regulations of 1 Nov., 1861.	On recording the transfer of lease or right of lease in any run within the Unsettled or Second Class Settled Districts, a fee of .. .. .	2 0 0	Government Regulations. } 1 Nov., 1861.
<b>ASSESSMENTS.</b>			
Act of the Parliament of New South Wales, 22 Vict., No. 17, (11 Nov., 1858.)	On Runs in the Unsettled and Second Class Settled Districts— For every 1,000 sheep or 160 head of cattle— On old licensed runs .. .. . On runs acquired by tender .. .. . On runs acquired under competition by tender .. .. .	7 10 0 5 0 0 2 10 0	Acts of Council— 2 Vict., No. 27. } 1 July, 1839. 11 Vict., No. 18. } 1 Jan., 1848.
<b>TO CUT TIMBER ON VACANT CROWN LANDS.</b>			
	To cut cedar, pine, or any other kind of timber or bark, Annually .. .. .	6 0 0	Government Notices. } 21 July, 1826. 24 April, 1835. 21 May, 1839. 16 Sept., 1850. 1 Nov., 1861. 19 July, 1864.
	To cut hardwood or shipping bark only, Annually .. .. .	2 0 0	
Government Notice, 19 July, 1864 .. .. .	QUARRYING STONE OR DIGGING GRAVEL .. .. . Licenses granted on or after 1 July, are chargeable with only half the regulated fees. All licenses cease and determine on 31 December in each year.	4 0 0	
<b>AUCTIONEER'S GENERAL LICENSE.</b>			
11 Vict., No. 16. (31 Aug., 1847.)	For all parts of the Colony, including the city of Sydney .. .. . Annually	15 0 0	Order of Governor King. } 15 Jan., 1801. Act of Council, } 9 Geo. IV, No. 18. } 9 Aug., 1828.
<b>AUCTIONEER'S DISTRICT LICENSE.</b>			
	For a Police District only .. .. . do.	2 0 0	
<b>SPIRIT MERCHANTS.</b>			
20 Vict., No. 37. (18 Mar., 1857.)	Registration of the same, and description of the premises of any Spirit Merchant, if his premises are situated within the boundaries of the city .. .. . Annually	30 0 0	20 Vict., No. 37. } 18 Mar., 1857.
	If situated elsewhere .. .. . do.	20 0 0	
<b>PUBLICAN'S GENERAL LICENSE.</b>			
	To retail fermented and spirituous liquors .. do.	30 0 0	Government Order } 21 July, 1810. Acts of Council— 7 Geo. IV, No. 2. } 20 Feb., 1826. 6 Geo. IV, No. 4. } 8 Feb., 1825. 11 Geo. IV, No. 11. } 12 May, 1830. 3 Wm. IV, No. 8. } 13 June, 1833. 2 Vict., No. 18. } 26 Sept., 1838.
*17 Vict., No. 6. *13 Vict., No. 29. (2 Oct., 1849.)	If a publican be allowed to keep his house open after 10 o'clock at night, the additional sum of .. .. . do.	10 0 0	
	And if allowed to keep a billiard table, the additional sum of .. .. . do.	10 0 0	
	And if allowed to keep a bagatelle table, the additional sum of .. .. . do.	5 0 0	
<b>PACKET LICENSE.</b>			
*Repealed by Act of Parliament of New South Wales, 25 Vict., No. 14. (Assented to, 20 Jan., 1862.)	To retail fermented and spirituous liquors, during the time the vessel is actually on her passage .. .. . do.	2 0 0	
<b>CONFECTIONER'S LICENSE.</b>			
	To retail ginger beer and spruce beer .. .. do.	1 0 0	
	DISTILLING SPIRITS .. .. . do.	10 0 0	Govt. Order. } 3 Feb., 1821. Acts of Council— 6 Geo. IV, No. 20. } 1 Nov., 1825. 2 Vict., No. 24. } 12 Oct., 1838. 3 Vict., No. 9. } 13 Sept., 1839.
13 Vict., No. 27. (27 Sept., 1849.)	RECTIFYING AND COMPOUNDING SPIRITS .. do.	10 0 0	Acts of Council— 2 Vict., No. 24. } 12 Oct., 1838. 3 Vict., No. 9. } 13 Sept., 1839.
	APOTHECARY, CHEMIST, OR DRUGGIST, or any other person to use a still of not more than 8 gallons for any scientific purpose, or for making scent or perfume .. .. do.	2 0 0	Act of Council, } 1 Oct., 1849. 13 Vict., No. 27. }
	MAKER OF WINE .. .. . do.	1 0 0	
	Auctioneers' Distillation Licenses, &c., cease and determine on 31 December. Publicans' Licenses, &c., on 30 June in each year.		
<b>HAWKER'S AND PEDLER'S.</b>			
*13 Vict., No. 26. (9 Oct., 1849.)	For trading on foot within a Police District .. Annually	1 0 0	Proclamation } 30 April, 1818. Act of Council, } 5 Wm. IV, No. 7. } 25 July, 1834.
*The 11 and 12 sections amended by Act of the Parliament of New South Wales, 26 Vict., No. 2.	For trading by pack-horse or other animal, or by cart, or other vehicle, or by a boat, vessel, or craft, within a Police District .. do.	2 0 0	
	(Licenses cease and determine on 31 December in each year. Repealed.) Licenses may be granted on the 1st ordinary sitting day of any month.		
<b>EXEMPTIONS.</b>			
	Under the Act of Council, 16 Vict., No. 4, sale of books, pamphlets, periodicals, or other printed publications.		

ACT OF COUNCIL UNDER WHICH LEVIED.	SPECIFICATION OF TAXES, DUTIES, &c.— <i>continued.</i>	AUTHORITY UNDER WHICH ORIGINALLY ESTABLISHED.	AT WHAT PERIOD.
<b>LICENSES—<i>continued.</i></b>			
	<b>PAWNBROKER'S.</b>		
	£ s. d.		
13 Vict., No. 37. (10 Oct., 1849.)	For a Police District .. .. . Annually Licenses are in force for one year from the date thereof.	10 0 0	Act of Council, 13 Vict., No. 37. 10 Oct., 1849.
6 Wm. IV, No. 2. (4 Aug., 1835.)	STAGE CARRIAGE .. .. . do. For a copy of such license .. .. . do. Licenses cease and determine on 30 Sept. in each year.	0 5 0 0 1 0	Act of Council, 6 Wm. IV, No. 2. 4 Aug., 1835.
4 Wm. IV, No. 7. (6 Aug., 1833.)	CARTER'S SYDNEY .. .. . Each. PORTER'S SYDNEY .. .. . do.	0 2 6 0 5 0	Order of Governor Macquarie. 15 May, 1813.
4 Vict., No. 17. (6 Oct., 1840.)	BOATMEN .. .. . do.	0 5 0	Act of Council, 4 Wm. IV, No. 7. 6 Aug., 1833.
5 Wm. IV, No. 1. (4 July, 1834.)	SLAUGHTERING CATTLE INTENDED FOR SALE .. do.	0 2 6	Govt. Order, Act of Council, 11 Geo. IV, No. 4. 15 Mar., 1830.
<b>TONNAGE DUTY.</b>			
		s. d.	
14 Vict., No. 15. (19 Sept., 1850.)	Per ton register, per diem.. .. .	0 0½	8 Vict., No. 16. 20 Dec., 1844. 7 Vict., No. 12. 8 Dec., 1843.
<b>HUNTER RIVER—TONNAGE DUTY.</b>			
Act of Council, 19 Vict., No. 25, (13 Nov., 1855). 20 Vict., No. 12, duty not to be leviable before January, 1858.	Every ship or vessel entering the River Hunter from the sea, 6d. per ton of the registered tonnage of such ship or vessel.  <b>EXCEPTIONS.</b> Tonnage duty not required to be paid on account of any ship or vessel (except steamers navigating the river to ports above the port of Newcastle) at any time within four months next after a previous payment thereof on account of such ship or vessel, nor on account of steamers so navigating at any time within two months next after such previous payments on account of such steamers.		Act of Council, 19 Vict., No. 25. 1 Jan., 1857.
Act of the Parliament of New South Wales, 25 Vict., Nos. 5 & 6. (3 Dec., 1861.)	* KIAMA AND WOLLONGONG—TONNAGE DUTY. Every ship or vessel entering the harbour of Kiama or Wollongong, 6d. per ton of the registered tonnage of such vessel. Such tonnage duty shall not be demanded or become payable before the 1st July, 1862.		25 Vict., Nos. 5 & 6 3 Dec., 1861.
	* By recent enactments (27 Victoria), such tonnage duty not to be demanded or become payable before 1st July, 1864.		
<b>TOLLS.</b>			
		s. d.	
2 Wm. IV, No. 12. (9 March, 1832.)	For every sheep, lamb, pig, or goat .. .. . ox, or head of neat cattle .. .. . horse, mare, gelding, ass or mule .. .. . cart, dray, or other such vehicle, with two wheels, drawn by one horse or other animal .. .. . If drawn by 2 horses or ditto .. .. . If drawn by 3 horses or ditto .. .. . If drawn by 4 horses or ditto .. .. . horse or other animal above 4, drawing a cart, dray, or other such vehicle, with 2 wheels .. .. . wain, wagon, or other such carriage, with 4 wheels, drawn by 2 horses or other animals .. .. . If drawn by 3 horses or ditto .. .. . If drawn by 4 horses or ditto .. .. . horse or other animal above 4, drawing a wagon or other such carriage with 4 wheels .. .. . gig, chaise, or other such carriage on springs, with 2 wheels, drawn by 1 horse or other animal .. .. . If drawn by 2 horses or other animals .. .. . coach, chariot, or other such carriage, on springs, with 4 wheels, drawn by 1 horse or other animal .. .. . If drawn by 2 horses or other animals .. .. . If drawn by 3 horses or ditto .. .. . If drawn by 4 horses or ditto .. .. .	0 0½ 0 1 0 2 0 3 0 4 0 5 0 6 0 1 0 8 0 9 0 10 0 2 0 6 0 9 0 9 1 0 1 3 1 6	Proclamation. 30 Mar., 1811.
	MEMO.—The Governor by Proclamation can increase or diminish the above rates, by section 5 of 14 Vict., No. 5.		
<b>GLEBE ISLAND PUNTS.</b>			
		s. d.	
Proclamation, dated 1 Sept., 1860, under Act 14 Vict., No. 36.	For every foot passenger .. .. . gig, dray, cart, carriage, or other vehicle .. .. . mare, gelding, ass, or mule, drawing or not drawing sheep, pig, lamb, or goat .. .. .	0 0½ 0 2 0 1 0 0½	13 Vict., No. 36. 31 Aug., 1860.
	Persons riding or travelling on vehicles not to be charged toll as foot passengers.		

ACT OF COUNCIL UNDER WHICH LEVIED.	SPECIFICATION OF TAXES, DUTIES, &c.— <i>continued.</i>	AUTHORITY UNDER WHICH ORIGINALLY ESTABLISHED.	AT WHAT PERIOD.
<b>FERRIES.</b>			
2 Wm. IV, No. 12. (9 March, 1832.)	For every foot passenger .. .. .	s. d. 0 2	Government Order .. } 7 May, 1823.
	horse, mare, gelding, ass, or mule, drawing or not drawing .. .. .	0 6	
	gig, dray, or cart, with 2 wheels only .. .. .	1 0	
	wagon, carriage, or other vehicle, with 4 wheels .. .. .	1 6	
	ox, or head of neat cattle, drawing or not drawing, being more than 10 in number .. .. .	0 3	
	not exceeding 10 .. .. .	0 4	
	sheep, lamb, pig, or goat .. .. .	0 0 4	
MEMO.—The Governor, by Proclamation, can increase or diminish the above charges, by Act 14 Vict., No. 6, section 5.			
<b>PILOTAGE RATES.</b>			
23 Vict., No. 4. (21 July, 1853.)	On arrival and departure .. .. . per ton	s. d. 0 4	Proclamation Act of Council, 3 Wm. IV., No. 6. } 6 Feb., 1819. 31 Aug., 1832.
	And one moiety of such rate in case of a vessel being compelled to return into Port after having put to sea: but in no case shall the amount of such rate be less than £5 for the port of Sydney or Newcastle, nor less than £2 10s. for any other port of the Colony.		
	All intercolonial steam vessels, coasters, traders, or whaling vessels, being registered in any one of the Australian Colonies, or in the United Kingdom, and not requiring or employing a pilot, are subject to one payment only of 4d. per ton per annum.		
<b>HARBOUR DUES.</b>			
22 Vict., No. 4. (21 July, 1853.)	For every vessel under 300 tons .. .. .	£ s. d. 1 0 0	3 Wm. IV., No. 6. } 31 Aug., 1832.
	" " of 300 tons and under 400 tons .. .. .	1 5 0	
	" " 400 " 500 " .. .. .	1 10 0	
	" " 500 " 600 " .. .. .	1 15 0	
	" " 600 " 800 " .. .. .	2 0 0	
	" " 800 " 1,000 " .. .. .	2 5 0	
	" " over .. .. .	3 0 0	
	For certificate of competency to Master of any vessel ..	5 0 0	
<b>EXCEPTIONS.</b>			
Vessels registered in Sydney under 50 tons or employed in the coasting trade from one port of New South Wales to another.			
<b>STEAM NAVIGATION BOARD, SYDNEY.</b>			
Act of Council, 16 Vict., No. 46. (28 Dec., 1852)	For every certificate granted by the Board to the owner of any steam vessel—	£ s. d.	Act of Council, 16 Vict., No. 46. } 1 March, 1853.
	Where the tonnage of such vessel does not exceed 100 tons, a sum not exceeding .. .. .	1 0 0	
	Where such tonnage exceeds 100 tons and does not exceed 300 tons, a sum not exceeding .. .. .	2 0 0	
	Where such tonnage exceeds 300 tons, a sum not exceeding .. .. .	3 0 0	
No certificate to be in force for more than six months.			
<b>SHIPPING MASTERS, SYDNEY AND NEWCASTLE.</b>			
(From 1 January to 29 April.)			
17 Vict., No. 36. (31 Oct., 1853.)	Vessels under 60 tons .. .. .	Engagement of Crews. £ s. d. 0 5 0	Discharge of Crews. £ s. d. 0 5 0
	60 to 100 " .. .. .	0 10 0	0 10 0
	100 to 200 " .. .. .	0 15 0	0 15 0
	200 to 300 " .. .. .	1 0 0	1 0 0
	300 to 400 " .. .. .	1 5 0	1 5 0
	400 to 500 " .. .. .	1 10 0	1 10 0
	500 to 600 " .. .. .	1 15 0	1 15 0
	600 to 700 " .. .. .	2 0 0	2 0 0
	700 to 800 " .. .. .	2 2 6	2 2 6
	800 to 900 " .. .. .	2 5 0	2 5 0
	900 to 1000 " .. .. .	2 7 6	2 7 6
	Above 1000 " .. .. .	2 10 0	2 10 0
	Engagement and discharge of seamen separately .. .. . each	0 2 0	0 2 0



ACT OF COUNCIL UNDER WHICH LEVIED.	SPECIFICATION OF TAXES, DUTIES, &c.— <i>continued.</i>	AUTHORITY UNDER WHICH ORIGINALLY ESTABLISHED.	AT WHAT PERIOD.																																																																																																																																																																							
17 Vict., No. 36. (31 Oct., 1853.)	<p align="center"><b>SHIPPING MASTERS, SYDNEY AND NEWCASTLE</b> —<i>continued.</i></p> <table border="0"> <tr> <td>Certificates of permission to be employed .. .. .</td> <td>each</td> <td>£</td> <td>s.</td> <td>d.</td> </tr> <tr> <td>Advertisements of deserters .. .. .</td> <td>each deserter</td> <td>0</td> <td>1</td> <td>0</td> </tr> <tr> <td>On registering lodging-house .. .. .</td> <td>license</td> <td>5</td> <td>0</td> <td>0</td> </tr> <tr> <td>Foreign-going ships' articles .. .. .</td> <td></td> <td>0</td> <td>2</td> <td>0</td> </tr> <tr> <td>Whaling ditto .. .. .</td> <td></td> <td>0</td> <td>2</td> <td>0</td> </tr> <tr> <td>Colonial ditto .. .. .</td> <td></td> <td>0</td> <td>1</td> <td>0</td> </tr> <tr> <td>Advance notes .. .. .</td> <td></td> <td>0</td> <td>0</td> <td>3</td> </tr> <tr> <td>Inward lists .. .. .</td> <td></td> <td>0</td> <td>0</td> <td>3</td> </tr> <tr> <td>Outward lists .. .. .</td> <td></td> <td>0</td> <td>0</td> <td>3</td> </tr> <tr> <td>Special clearances .. .. .</td> <td></td> <td>0</td> <td>0</td> <td>3</td> </tr> <tr> <td>Account of wages .. .. .</td> <td></td> <td>0</td> <td>0</td> <td>3</td> </tr> </table> <p>NOTE.—The above scale of fees was charged from the 1st January to 30th April, 1864, when the Act 17 Vict., No. 36, was repealed by the Act 27 Vict., No. 13. (See below.)</p> <p align="center"><i>(From 1 May to 31 December.)</i></p> <table border="0"> <tr> <td></td> <td></td> <td align="center" colspan="3">Engagement of Crews.</td> <td align="center" colspan="3">Discharge of Crews.</td> </tr> <tr> <td></td> <td></td> <td>£</td> <td>s.</td> <td>d.</td> <td>£</td> <td>s.</td> <td>d.</td> </tr> <tr> <td>Vessels under 30 tons .. .. .</td> <td></td> <td>0</td> <td>2</td> <td>0</td> <td>0</td> <td>4</td> <td>0</td> </tr> <tr> <td>  under 60 " .. .. .</td> <td></td> <td>0</td> <td>4</td> <td>0</td> <td>0</td> <td>7</td> <td>0</td> </tr> <tr> <td>  60 to 100 " .. .. .</td> <td></td> <td>0</td> <td>7</td> <td>0</td> <td>0</td> <td>15</td> <td>0</td> </tr> <tr> <td>  100 to 200 " .. .. .</td> <td></td> <td>1</td> <td>0</td> <td>0</td> <td>1</td> <td>0</td> <td>0</td> </tr> <tr> <td>  200 to 300 " .. .. .</td> <td></td> <td>1</td> <td>5</td> <td>0</td> <td>1</td> <td>5</td> <td>0</td> </tr> <tr> <td>  300 to 400 " .. .. .</td> <td></td> <td>1</td> <td>10</td> <td>0</td> <td>1</td> <td>10</td> <td>0</td> </tr> <tr> <td>  400 to 500 " .. .. .</td> <td></td> <td>1</td> <td>15</td> <td>0</td> <td>1</td> <td>15</td> <td>0</td> </tr> <tr> <td>  500 to 600 " .. .. .</td> <td></td> <td>2</td> <td>0</td> <td>0</td> <td>2</td> <td>0</td> <td>0</td> </tr> <tr> <td>  600 to 700 " .. .. .</td> <td></td> <td>2</td> <td>5</td> <td>0</td> <td>2</td> <td>5</td> <td>0</td> </tr> <tr> <td>  700 to 800 " .. .. .</td> <td></td> <td>2</td> <td>10</td> <td>0</td> <td>2</td> <td>10</td> <td>0</td> </tr> <tr> <td>  800 to 900 " .. .. .</td> <td></td> <td>2</td> <td>15</td> <td>0</td> <td>2</td> <td>15</td> <td>0</td> </tr> <tr> <td>  900 to 1000 " .. .. .</td> <td></td> <td>2</td> <td>15</td> <td>0</td> <td>2</td> <td>15</td> <td>0</td> </tr> </table>	Certificates of permission to be employed .. .. .	each	£	s.	d.	Advertisements of deserters .. .. .	each deserter	0	1	0	On registering lodging-house .. .. .	license	5	0	0	Foreign-going ships' articles .. .. .		0	2	0	Whaling ditto .. .. .		0	2	0	Colonial ditto .. .. .		0	1	0	Advance notes .. .. .		0	0	3	Inward lists .. .. .		0	0	3	Outward lists .. .. .		0	0	3	Special clearances .. .. .		0	0	3	Account of wages .. .. .		0	0	3			Engagement of Crews.			Discharge of Crews.					£	s.	d.	£	s.	d.	Vessels under 30 tons .. .. .		0	2	0	0	4	0	under 60 " .. .. .		0	4	0	0	7	0	60 to 100 " .. .. .		0	7	0	0	15	0	100 to 200 " .. .. .		1	0	0	1	0	0	200 to 300 " .. .. .		1	5	0	1	5	0	300 to 400 " .. .. .		1	10	0	1	10	0	400 to 500 " .. .. .		1	15	0	1	15	0	500 to 600 " .. .. .		2	0	0	2	0	0	600 to 700 " .. .. .		2	5	0	2	5	0	700 to 800 " .. .. .		2	10	0	2	10	0	800 to 900 " .. .. .		2	15	0	2	15	0	900 to 1000 " .. .. .		2	15	0	2	15	0		17 Vict., No. 36.. 1 Jan., 1854.
Certificates of permission to be employed .. .. .	each	£	s.	d.																																																																																																																																																																						
Advertisements of deserters .. .. .	each deserter	0	1	0																																																																																																																																																																						
On registering lodging-house .. .. .	license	5	0	0																																																																																																																																																																						
Foreign-going ships' articles .. .. .		0	2	0																																																																																																																																																																						
Whaling ditto .. .. .		0	2	0																																																																																																																																																																						
Colonial ditto .. .. .		0	1	0																																																																																																																																																																						
Advance notes .. .. .		0	0	3																																																																																																																																																																						
Inward lists .. .. .		0	0	3																																																																																																																																																																						
Outward lists .. .. .		0	0	3																																																																																																																																																																						
Special clearances .. .. .		0	0	3																																																																																																																																																																						
Account of wages .. .. .		0	0	3																																																																																																																																																																						
		Engagement of Crews.			Discharge of Crews.																																																																																																																																																																					
		£	s.	d.	£	s.	d.																																																																																																																																																																			
Vessels under 30 tons .. .. .		0	2	0	0	4	0																																																																																																																																																																			
under 60 " .. .. .		0	4	0	0	7	0																																																																																																																																																																			
60 to 100 " .. .. .		0	7	0	0	15	0																																																																																																																																																																			
100 to 200 " .. .. .		1	0	0	1	0	0																																																																																																																																																																			
200 to 300 " .. .. .		1	5	0	1	5	0																																																																																																																																																																			
300 to 400 " .. .. .		1	10	0	1	10	0																																																																																																																																																																			
400 to 500 " .. .. .		1	15	0	1	15	0																																																																																																																																																																			
500 to 600 " .. .. .		2	0	0	2	0	0																																																																																																																																																																			
600 to 700 " .. .. .		2	5	0	2	5	0																																																																																																																																																																			
700 to 800 " .. .. .		2	10	0	2	10	0																																																																																																																																																																			
800 to 900 " .. .. .		2	15	0	2	15	0																																																																																																																																																																			
900 to 1000 " .. .. .		2	15	0	2	15	0																																																																																																																																																																			
27 Vict., No. 13. (22 April, 1864.)	<p>And so on for ships of larger tonnage, adding for every 100 tons above 1,000, 5s.</p> <table border="0"> <tr> <td>Engagement of seamen separately .. .. .</td> <td>each</td> <td>s.</td> <td>d.</td> </tr> <tr> <td>Discharge of ditto .. .. .</td> <td></td> <td>2</td> <td>0</td> </tr> <tr> <td>Foreign-going ships' articles .. .. .</td> <td></td> <td>2</td> <td>0</td> </tr> <tr> <td>Colonial ditto .. .. .</td> <td></td> <td>1</td> <td>0</td> </tr> <tr> <td>Advance notes .. .. .</td> <td></td> <td>0</td> <td>3</td> </tr> <tr> <td>Inward lists .. .. .</td> <td></td> <td>0</td> <td>3</td> </tr> <tr> <td>Outward lists .. .. .</td> <td></td> <td>0</td> <td>3</td> </tr> <tr> <td>Accounts of wages .. .. .</td> <td></td> <td>0</td> <td>3</td> </tr> <tr> <td>Allotment of notes .. .. .</td> <td></td> <td>0</td> <td>3</td> </tr> <tr> <td>Certificates of discharge .. .. .</td> <td></td> <td>0</td> <td>3</td> </tr> <tr> <td>Mutual release .. .. .</td> <td></td> <td>0</td> <td>3</td> </tr> <tr> <td>Account of changes in crew .. .. .</td> <td></td> <td>1</td> <td>0</td> </tr> <tr> <td>License to ship .. .. .</td> <td></td> <td>0</td> <td>3</td> </tr> <tr> <td>Submission to arbitration .. .. .</td> <td></td> <td>0</td> <td>3</td> </tr> <tr> <td>Award by Shipping Master.. .. .</td> <td></td> <td>0</td> <td>3</td> </tr> </table>	Engagement of seamen separately .. .. .	each	s.	d.	Discharge of ditto .. .. .		2	0	Foreign-going ships' articles .. .. .		2	0	Colonial ditto .. .. .		1	0	Advance notes .. .. .		0	3	Inward lists .. .. .		0	3	Outward lists .. .. .		0	3	Accounts of wages .. .. .		0	3	Allotment of notes .. .. .		0	3	Certificates of discharge .. .. .		0	3	Mutual release .. .. .		0	3	Account of changes in crew .. .. .		1	0	License to ship .. .. .		0	3	Submission to arbitration .. .. .		0	3	Award by Shipping Master.. .. .		0	3																																																																																																													
Engagement of seamen separately .. .. .	each	s.	d.																																																																																																																																																																							
Discharge of ditto .. .. .		2	0																																																																																																																																																																							
Foreign-going ships' articles .. .. .		2	0																																																																																																																																																																							
Colonial ditto .. .. .		1	0																																																																																																																																																																							
Advance notes .. .. .		0	3																																																																																																																																																																							
Inward lists .. .. .		0	3																																																																																																																																																																							
Outward lists .. .. .		0	3																																																																																																																																																																							
Accounts of wages .. .. .		0	3																																																																																																																																																																							
Allotment of notes .. .. .		0	3																																																																																																																																																																							
Certificates of discharge .. .. .		0	3																																																																																																																																																																							
Mutual release .. .. .		0	3																																																																																																																																																																							
Account of changes in crew .. .. .		1	0																																																																																																																																																																							
License to ship .. .. .		0	3																																																																																																																																																																							
Submission to arbitration .. .. .		0	3																																																																																																																																																																							
Award by Shipping Master.. .. .		0	3																																																																																																																																																																							
Governor General and Executive Council .....	<p align="center"><b>FITZ ROY DRY DOCK, COCKATOO ISLAND.</b></p> <p align="center"><b>DOCK DUES.</b></p> <p align="center"><i>Scale of Charges.</i></p> <table border="0"> <tr> <td></td> <td></td> <td align="center" colspan="2">Per Ton per diem.</td> </tr> <tr> <td></td> <td></td> <td>s.</td> <td>d.</td> </tr> <tr> <td>1,500 tons, and all above .. .. .</td> <td></td> <td>0</td> <td>6</td> </tr> <tr> <td>1,450 tons, and under 1,500 .. .. .</td> <td></td> <td>0</td> <td>6½</td> </tr> <tr> <td>1,400 " " 1,450 .. .. .</td> <td></td> <td>0</td> <td>6½</td> </tr> <tr> <td>1,350 " " 1,400 .. .. .</td> <td></td> <td>0</td> <td>6½</td> </tr> <tr> <td>1,300 " " 1,350 .. .. .</td> <td></td> <td>0</td> <td>6½</td> </tr> <tr> <td>1,250 " " 1,300 .. .. .</td> <td></td> <td>0</td> <td>6½</td> </tr> <tr> <td>1,200 " " 1,250 .. .. .</td> <td></td> <td>0</td> <td>6½</td> </tr> <tr> <td>1,150 " " 1,200 .. .. .</td> <td></td> <td>0</td> <td>6½</td> </tr> <tr> <td>1,100 " " 1,150 .. .. .</td> <td></td> <td>0</td> <td>7</td> </tr> <tr> <td>1,050 " " 1,100 .. .. .</td> <td></td> <td>0</td> <td>7½</td> </tr> <tr> <td>1,000 " " 1,050 .. .. .</td> <td></td> <td>0</td> <td>7½</td> </tr> <tr> <td>950 " " 1,000 .. .. .</td> <td></td> <td>0</td> <td>7½</td> </tr> <tr> <td>900 " " 950 .. .. .</td> <td></td> <td>0</td> <td>7½</td> </tr> <tr> <td>850 " " 900 .. .. .</td> <td></td> <td>0</td> <td>7½</td> </tr> <tr> <td>800 " " 850 .. .. .</td> <td></td> <td>0</td> <td>7½</td> </tr> <tr> <td>750 " " 800 .. .. .</td> <td></td> <td>0</td> <td>7½</td> </tr> <tr> <td>700 " " 750 .. .. .</td> <td></td> <td>0</td> <td>8</td> </tr> <tr> <td>650 " " 700 .. .. .</td> <td></td> <td>0</td> <td>8½</td> </tr> <tr> <td>600 " " 650 .. .. .</td> <td></td> <td>0</td> <td>8½</td> </tr> <tr> <td>550 " " 600 .. .. .</td> <td></td> <td>0</td> <td>8½</td> </tr> <tr> <td>500 " " 550 .. .. .</td> <td></td> <td>0</td> <td>8½</td> </tr> <tr> <td>450 " " 500 .. .. .</td> <td></td> <td>0</td> <td>8½</td> </tr> <tr> <td>400 " " 450 .. .. .</td> <td></td> <td>0</td> <td>8½</td> </tr> <tr> <td>350 " " 400 .. .. .</td> <td></td> <td>0</td> <td>8½</td> </tr> <tr> <td>300 " " 350 .. .. .</td> <td></td> <td>0</td> <td>9</td> </tr> </table>			Per Ton per diem.				s.	d.	1,500 tons, and all above .. .. .		0	6	1,450 tons, and under 1,500 .. .. .		0	6½	1,400 " " 1,450 .. .. .		0	6½	1,350 " " 1,400 .. .. .		0	6½	1,300 " " 1,350 .. .. .		0	6½	1,250 " " 1,300 .. .. .		0	6½	1,200 " " 1,250 .. .. .		0	6½	1,150 " " 1,200 .. .. .		0	6½	1,100 " " 1,150 .. .. .		0	7	1,050 " " 1,100 .. .. .		0	7½	1,000 " " 1,050 .. .. .		0	7½	950 " " 1,000 .. .. .		0	7½	900 " " 950 .. .. .		0	7½	850 " " 900 .. .. .		0	7½	800 " " 850 .. .. .		0	7½	750 " " 800 .. .. .		0	7½	700 " " 750 .. .. .		0	8	650 " " 700 .. .. .		0	8½	600 " " 650 .. .. .		0	8½	550 " " 600 .. .. .		0	8½	500 " " 550 .. .. .		0	8½	450 " " 500 .. .. .		0	8½	400 " " 450 .. .. .		0	8½	350 " " 400 .. .. .		0	8½	300 " " 350 .. .. .		0	9	Governor General and Executive Council .....	30 Aug., 1861.																																																											
		Per Ton per diem.																																																																																																																																																																								
		s.	d.																																																																																																																																																																							
1,500 tons, and all above .. .. .		0	6																																																																																																																																																																							
1,450 tons, and under 1,500 .. .. .		0	6½																																																																																																																																																																							
1,400 " " 1,450 .. .. .		0	6½																																																																																																																																																																							
1,350 " " 1,400 .. .. .		0	6½																																																																																																																																																																							
1,300 " " 1,350 .. .. .		0	6½																																																																																																																																																																							
1,250 " " 1,300 .. .. .		0	6½																																																																																																																																																																							
1,200 " " 1,250 .. .. .		0	6½																																																																																																																																																																							
1,150 " " 1,200 .. .. .		0	6½																																																																																																																																																																							
1,100 " " 1,150 .. .. .		0	7																																																																																																																																																																							
1,050 " " 1,100 .. .. .		0	7½																																																																																																																																																																							
1,000 " " 1,050 .. .. .		0	7½																																																																																																																																																																							
950 " " 1,000 .. .. .		0	7½																																																																																																																																																																							
900 " " 950 .. .. .		0	7½																																																																																																																																																																							
850 " " 900 .. .. .		0	7½																																																																																																																																																																							
800 " " 850 .. .. .		0	7½																																																																																																																																																																							
750 " " 800 .. .. .		0	7½																																																																																																																																																																							
700 " " 750 .. .. .		0	8																																																																																																																																																																							
650 " " 700 .. .. .		0	8½																																																																																																																																																																							
600 " " 650 .. .. .		0	8½																																																																																																																																																																							
550 " " 600 .. .. .		0	8½																																																																																																																																																																							
500 " " 550 .. .. .		0	8½																																																																																																																																																																							
450 " " 500 .. .. .		0	8½																																																																																																																																																																							
400 " " 450 .. .. .		0	8½																																																																																																																																																																							
350 " " 400 .. .. .		0	8½																																																																																																																																																																							
300 " " 350 .. .. .		0	9																																																																																																																																																																							

ACT OF COUNCIL UNDER WHICH LEVIED.	SPECIFICATION OF TAXES, DUTIES, &c.— <i>continued.</i>	AUTHORITY UNDER WHICH ORIGINALLY ESTABLISHED.	AT WHAT PERIOD.	
<b>FITZ ROY DRY DOCK, COCKATOO ISLAND— <i>continued.</i></b>				
<b>DOCK DUES—<i>continued.</i></b>				
<i>Schedule of Rates for the use of Machinery.</i>				
Governor General and Executive Council .....	5-foot centre lathe .. .. .	s. d. 5 0	Governor General and Executive Council .....	
	9 × 9 × 21 planing machine .. .. .	5 0		
	4 × 4 × 11 do. .. .. .	2 6		
	18-inch centre break lathe .. .. .	3 6		
	12-inch centre lathe .. .. .	2 6		
	Slotting machine .. .. .	3 0		
	Vertical boring machine .. .. .	2 6		
	Boring mill .. .. .	2 0		} In addition to cost of lathe.
	Small vertical drill .. .. .	1 0		} Does not include furnace fuel.
	Punching and shearing machine .. .. .	3 0		
40-cwt. Nasmyth's hammer .. .. .	10 0	} Per ton per hour, or part of an hour.		
5-cwt. do. do. .. .. .	4 0			
25 ton jib crane .. .. .	1 0			
<b>POSTAGE.</b>				
<b>TOWN LETTERS.</b>				
	Not exceeding ½ an ounce .. .. .	s. d. 0 1		
	Exceeding ½ an ounce, but not exceeding 1 ounce .. .. .	0 2		
	Every additional ounce or fraction of an ounce .. .. .	0 2		
<b>INLAND LETTERS.</b>				
	Not exceeding ½ an ounce .. .. .	0 2		
	Exceeding ½ an ounce, but not exceeding 1 ounce .. .. .	0 4		
	Every additional ounce or fraction of an ounce .. .. .	0 4		
<b>LETTERS TO BRITISH COLONIES AND FOREIGN COUNTRIES.</b>				
15 Vict., No. 12. 16 Vict., No. 35. 18 Vict., No. 17. and 20 Vict., No. 26.	Not exceeding ½ an ounce .. .. .	0 6	Govt. Order .... } 23 June, 1810. Proclamation under Act of Council, 6 Geo. IV, No. 23 .. } 16 Dec., 1825. Acts of Council— 5 Wm. IV, No. 24 } 23 June, 1835. 2 Vict., No. 17.. } 25 Sept., 1838. 5 Vict., No. 15.. } 14 Dec., 1841. 11 Vict., No. 47.. } 15 June, 1848. 13 Vict., No. 38.. } 1 Jan., 1850.	
	Exceeding ½ an ounce, but not exceeding 1 ounce .. .. .	1 0		
	Every additional ½ ounce or fraction of ½ ounce .. .. .	0 6		
<b>LETTERS TO AND THROUGH THE UNITED KINGDOM.</b>				
<i>(By Contract Packet via Southampton, and by Private Ships.)</i>				
	Not exceeding ½ an ounce .. .. .	0 6		
	Exceeding ½ an ounce, but not exceeding 1 ounce .. .. .	1 0		
	Every additional ounce or fraction of an ounce .. .. .	1 0		

ACT OF COUNCIL UNDER WHICH LEVIED.	SPECIFICATION OF TAXES, DUTIES, &c.— <i>continued.</i>	AUTHORITY UNDER WHICH ORIGINALLY ESTABLISHED.	AT WHAT PERIOD.	
<b>POSTAGE—<i>continued.</i></b>				
<b>LETTERS TO AND THROUGH THE UNITED KINGDOM.</b>				
<i>(By Contract Packet via Southampton, and by Private Ships.)</i>				
<b>CONTRACT PACKET.</b>				
18 Vict., No. 17. *1 July, 1864.	Not exceeding $\frac{1}{2}$ an ounce .. .. .	1 0		
	Exceeding $\frac{1}{2}$ an ounce, but not exceeding 1 ounce .. .. .	2 0		
	Every additional $\frac{1}{2}$ ounce or fraction of $\frac{1}{2}$ ounce .. .. .	1 0		
<b>PRIVATE SHIPS.</b>				
	Not exceeding $\frac{1}{2}$ an ounce .. .. .	0 4		
	Exceeding $\frac{1}{2}$ an ounce, but not exceeding 1 ounce .. .. .	0 8		
	Every additional $\frac{1}{2}$ ounce or fraction of $\frac{1}{2}$ ounce .. .. .	0 4		
<b>SEAMEN'S AND SOLDIERS' LETTERS.</b>				
15 Vict., No. 12, 16 Vict., No. 35, 18 Vict., No. 17, and 20 Vict., No. 26.	Letters sent to or by Seamen and Soldiers in Her Majesty's Service, will be transmitted within the Colony, and between the Colony and any Post Office in the British Dominions, not exceeding $\frac{1}{2}$ an ounce, and the postage prepaid..	0 1		
	Fee on registered letters .. .. .	0 6		
	,, late letters .. .. .	0 6		
* These rates discontinued, and previous ones reverted to, 14th November, 1864.				
<b>PACKETS AND BOOKS.</b>				
<b>PACKETS CONTAINING PASS BOOKS, &amp;c.</b>				
	Not exceeding 4 ounces .. .. .	0 2		
	Every additional 2 ounces or portion of 2 ounces .. .. .	0 1		
<b>PRINTED REPORTS OF PROCEEDINGS OF RELIGIOUS AND CHARITABLE INSTITUTIONS, FOR TOWN DELIVERY.</b>				
	Not exceeding 4 ounces .. .. .	0 1		
	Every additional 2 ounces or portion of 2 ounces .. .. .	0 1		
<b>INLAND BOOK PACKETS.</b>				
	Not exceeding 4 ounces .. .. .	0 2		
	Every additional 2 ounces or portion of 2 ounces .. .. .	0 1		
<b>BOOK PACKETS FOR MALTA, GIBRALTAR, SPAIN, PORTUGAL, MADEIRA, THE AZORES, CAPE DE VERDE ISLANDS, AND OTHER PORTUGUESE POSSESSIONS ON THE WEST COAST OF AFRICA, AND THE UNITED KINGDOM.</b>				
15 Vict., No. 12, 16 Vict., No. 35, 18 Vict., No. 17, and 20 Vict., No. 26.	Not exceeding 4 ounces .. .. .	0 4		
	Exceeding 4 ounces, but not exceeding 8 ounces .. .. .	0 8		
	Every additional 8 ounces or portion of 8 ounces .. .. .	0 8		
<b>BOOK PACKETS FOR INDIA, HONG KONG, CEYLON, AND MAURITIUS.</b>				
	Not exceeding 4 ounces .. .. .	0 3		
	Exceeding 4 ounces, but not exceeding 8 ounces .. .. .	0 6		
	Every additional 8 ounces or portion of 8 ounces .. .. .	0 6		
<b>TRADE PATTERNS FOR THE UNITED KINGDOM.</b>				
18 Vict., No. 17.	Not exceeding 4 ounces .. .. .	0 4	} 18 Vict., No. 17, Govt. Order.. }	
	Exceeding 4 ounces but not exceeding 8 ounces .. .. .	0 8		
	Every additional 8 ounces or portion of 8 ounces .. .. .	0 8		
27 Vict., No. 7.	All newspapers posted in the Colony are subject to a charge of, each .. .. .		0 1	} 27 Vict., No. 7, Govt. Order.. }
	15 Vict., No. 12..	FEE ON PRIVATE BOXES .. .. .		42 0

STATISTICS OF

FEEES.

No. 124.—SCHEDULE of FEES, &c., received by the several Officers in the respective Departments of the Government, specifying the authority under which they were originally established, and by which the present Rates were fixed, and at what period.

AUTHORITY UNDER WHICH LEVIED, OR BY WHICH LEGALIZED.	SPECIFICATION OF FEES:	AUTHORITY UNDER WHICH ORIGINALLY ESTABLISHED.	AT WHAT PERIOD.	
<b>COLONIAL SECRETARY'S OFFICE.</b>				
Act of Council, 6 Geo. IV, No. 20, (1 Nov., 1825.) Govt. Notice of 26 July, 1849, and 30 Sept., 1853, in pursuance of the Act of Council, 11 Vict., No. 39, (Aliens.)	On all Colonial appointments and commissions of whatever kind, under the Great Seal of the Colony .. ..	£ s. d. 5 5 0	Govt. Order. 12 Oct., 1811.	
	Transcript of all papers, per folio of 72 words .. ..	0 1 3		
	For every certificate of naturalization .. ..	1 1 0	Govt. Notice. 26 July, 1849.	
<b>SURVEYOR GENERAL'S OFFICE.</b>				
Govt. Notice, 1 March, 1843, under the authority of Her Majesty's Instructions .... Govt. Notice, 12 Aug., 1858, Secretary for Lands, 16 July, 1860.	*On the preparation of title deeds of grants or sales of land from the Crown.	£ s. d. For each grant (including Town lots), where the quantity does not exceed 50 acres .. .. 0 15 0 Above 50 acres, and not exceeding 300 acres.. .. .. 0 17 6 Above 300 acres, and not exceeding 640 acres .. .. .. 1 0 0 For more than 640 acres .. .. 2 10 0	By His Majesty's Instructions under the Royal Sign Manual, as promulgated by orders of the Governor. } 20 Aug., 1789. 12 Oct., 1811. 9 Jan., 1832.	
		Fees for certified copies—for every 72 words .. ..	0 1 3	Govt. Notice. 12 Aug., 1858.
		Fees from Licensed Surveyors—on examination of candidates .. ..	5 0 0	
		From Surveyors—for inspecting and copying the public maps .. ..	5 0 0	{ Secretary for Lands. } 16 July, 1860.
		*The fees for the preparation of title deeds of grants of land are paid at the Surveyor General's Office, on the delivery of the grant, and are in addition to those payable to the Registrar General, for enrolment of the same, under the Act of Council, 7 Victoria, No. 16.		
<b>COURT OF CLAIMS.</b>				
<b>FOR EXAMINING AND REPORTING UPON CLAIMS TO GRANTS OF LAND, UNDER THE GREAT SEAL OF THE COLONY OF NEW SOUTH WALES.</b>				
Act of Council, 5 Wm. IV, No. 21, (2 June, 1835.) Act of Council 18 Vict., No. 11, (4 Aug., 1854.)	For every summons for witnesses, each summons containing four names, by the party requiring the same ..	£ s. d. 0 2 6	Act of Council, 4 Wm. IV, No. 9, Act of Council, 5 Wm. IV, No. 6, } 28 Aug., 1833. 18 July, 1834.	
	For every witness examined, or document or voucher produced in evidence, by the party on whose behalf examined or produced .. ..	0 1 0		
	For taking down the examination of any witness .. ..	0 1 0		
	For every one hundred words after the first hundred, additional .. ..	0 1 0		
	For every certificate granted by Commissioners, of default, refusal to answer, or wilful withdrawing of any witness .. ..	1 0 0		
	For every final report, to be paid by the party or parties in whose favour report made .. ..	8 6 0	{ Ditto ditto, 5 Wm. IV, No. 21, and 6 Vict., No. 11. } Ditto ditto, 2 June, 1835. 16 Aug., 1842.	
	By the 10th section of the Act of Council, 5 Wm. IV, No. 21, poor persons are allowed to appear and prosecute their claims without payment of any of the foregoing fees, if it shall appear to the Commissioners that they are not in a condition to pay the same.			

AUTHORITY UNDER WHICH LEVIED, OR BY WHICH LEGALIZED.	SPECIFICATION OF FEES— <i>continued.</i>	AUTHORITY UNDER WHICH ORIGINALLY ESTABLISHED.	AT WHAT PERIOD.
<b>REGISTRAR GENERAL'S OFFICE.</b>			
<b>MEMORIALS OF DEEDS AND OTHER INSTRUMENTS RELATING TO REAL PROPERTY.</b>			
Acts of Council, 7 Vict., No. 16, (20 Dec., 1843.) 13 Vict., No. 45, (12 Oct., 1849.) Act of the Parli- ament of New South Wales, 20 Vic., No. 27.	For receiving every will or certified copy or memorial of any deed for registration, including verifying the same and indorsement of receipt on original deed .. .. .	£ s. d. 0 7 6	Proclamation .. 18 Jan., 1817. Acts of Council— 6 Geo. IV. No. 22 16 Nov., 1825. 5 Vict., No. 21.. 3 Jan., 1842. 7 Vict., No. 16.. 20 Dec., 1843.
	For every acknowledgment, before whomsoever made, and whether already made or to be thereafter made .. .. .	0 10 0	
	*For the enrolment of every grant of land hereafter issued under the Great Seal of the Colony, where the quantity granted shall not exceed 50 acres.. .. .	0 5 0	
	*For ditto, where the quantity shall be over 50 but under 300 acres' .. .. .	0 7 6	
	*For ditto, where the quantity shall exceed 300 acres .. .. .	0 10 0	
	For every search of copy of any deed, or of any memorial of deed, or will of one property .. .. .	0 2 6	
	For every search for any copy of any grant of land .. .. .	0 2 6	
	For every examined copy of memorial, or of any deed not exceeding six folios.. .. .	0 5 0	
	For every folio of 90 words, exceeding six folios .. .. .	0 0 8	
	For every extract from any memorial, will, or other writing, per folio .. .. .	0 0 8	
	For receiving and noting every will deposited for safe custody .. .. .	0 5 0	
	For every search for will .. .. .	0 1 0	
	*The fees for enrolment of grants of land are paid at the Colonial Treasury, on the delivery of the grant, and are in addition to those payable for the preparation of the same in the Surveyor General's Office.		
<b>CHARTERS OF INCORPORATION OR DEEDS OF SETTLEMENT OF BANKING OR OTHER PUBLIC COMPANIES.</b>			
Act of Council, 13 Vict., No. 45, (12 Oct., 1849.)	For every examined copy of deed of public company or charter of incorporation, per folio.. .. .	£ s. d. 0 0 8	Acts of Council— 2 Victoria..... 17 Aug., 1838. 4 Vict., No. 13.. 23 Sept., 1840. 7 Vict., No. 16.. 20 Dec., 1843.
	For every search for copy of deed of settlement of public company or charter of incorporation .. .. .	0 1 0	
<b>CERTIFICATES OF BAPTISMS, MARRIAGES, AND BURIALS.</b>			
Acts of Council, 11 Vict., No. 4, 11 Vict., No. 58, and sections 2 and 3 of 14 Vict., No. 24, made perma- nent by 23 Vict., No. 9.	For every search for certificates of marriages, baptisms, and burials .. .. .	£ s. d. 0 1 0	7 Vict., No. 16.. 20 Dec., 1843.
	For every copy of such certificate .. .. .	0 1 0	
<b>REGISTRATION OF MORTGAGES OF SHEEP, CATTLE, AND HORSES, AND OF AGREEMENTS FOR THE PURCHASE OF WOOL.</b>			
Acts of Council, 11 Vict., No. 4, 11 Vict., No. 58, and sections 2 and 3 of 14 Vict., No. 24, made perma- nent by 23 Vict., No. 9.	For the registration of every agreement for the purchase of wool, or advances thereon .. .. .	£ s. d. 0 2 6	*Act of Council } 7 Vict., No. 3. } 15 Sept., 1843. *This Act disallowed by Her Majesty.....
	For the registration of every mortgage of sheep, cattle, and horses .. .. .	0 2 6	
	For each affidavit .. .. .	0 1 0	
	For every search .. .. .	0 1 0	
<b>REGISTRATION OF LIENS ON CROPS.</b>			
Act of the Parli- ament of New South Wales, 26 Vict., No. 10. (Assented to, 9 Dec., 1862.)	For every entry.. .. .	£ s. d. 0 2 6	26 Vict., No. 10.. 9 Dec., 1862.
	For each affidavit .. .. .	0 1 0	
	For each search .. .. .	0 1 0	

AUTHORITY UNDER WHICH LEVIED, OR BY WHICH LEGALIZED.	SPECIFICATION OF FEES— <i>continued.</i>	AUTHORITY UNDER WHICH ORIGINALLY ESTABLISHED.	AT WHAT PERIOD.																																																																					
19 Vict., No. 34. (3 Dec., 1855.)	<b>REGISTRAR GENERAL'S OFFICE—<i>continued.</i></b>	19 Vict., No. 34.	1 Mar., 1856.																																																																					
	BIRTHS, DEATHS, AND MARRIAGES.																																																																							
	<table border="0" style="width: 100%;"> <tr> <td style="width: 80%;"></td> <td style="text-align: right; border: 1px solid black;">£ s. d.</td> </tr> <tr> <td>Every search in index .. .. .</td> <td style="text-align: right;">0 5 0</td> </tr> <tr> <td>Every certified copy .. .. .</td> <td style="text-align: right;">0 2 0</td> </tr> <tr> <td>Every marriage performed by Registrar .. .. .</td> <td style="text-align: right;">1 0 0</td> </tr> </table>				£ s. d.	Every search in index .. .. .	0 5 0	Every certified copy .. .. .	0 2 0	Every marriage performed by Registrar .. .. .	1 0 0																																																													
	£ s. d.																																																																							
Every search in index .. .. .	0 5 0																																																																							
Every certified copy .. .. .	0 2 0																																																																							
Every marriage performed by Registrar .. .. .	1 0 0																																																																							
Act of the Parliament of New South Wales, 26 Vict., No. 9. (Assented to, 7 Nov., 1862.) This Act to commence and take effect from and after 1st Jan., 1863.	<b>REAL PROPERTY.</b>	26 Vict., No. 9.	7 Nov., 1862.																																																																					
	<p style="text-align: center;">FEES PAYABLE FOR THE PERFORMANCE OF THE SEVERAL ACTS, MATTERS, AND THINGS, HEREIN SPECIFIED.</p> <p>For hearing application to bring land under the provisions of this Act, or to be registered in respect to an estate of freehold of a deceased proprietor, to be paid to the Land Titles Commissioners, over and above the cost of all advertisements herein prescribed to be in such case published.</p> <table border="0" style="width: 100%;"> <tr> <td style="width: 80%;"></td> <td style="text-align: right; border: 1px solid black;">£ s. d.</td> </tr> <tr> <td>When the applicant is the original grantee, and the land has never been sold, mortgaged, encumbered, or made the subject of settlement .. .. .</td> <td style="text-align: right;">0 5 0</td> </tr> <tr> <td>When the title is of any other description, and the value exceeds £500 .. .. .</td> <td style="text-align: right;">2 10 0</td> </tr> <tr> <td>Ditto ditto .. .. . exceeds £400 and does not exceed £500 .. .. .</td> <td style="text-align: right;">2 0 0</td> </tr> <tr> <td>Ditto ditto .. .. . exceeds £300 and does not exceed £400 .. .. .</td> <td style="text-align: right;">1 10 0</td> </tr> <tr> <td>Ditto ditto .. .. . exceeds £200 and does not exceed £300 .. .. .</td> <td style="text-align: right;">1 0 0</td> </tr> <tr> <td>Ditto ditto .. .. . when the value does not exceed £200 .. .. .</td> <td style="text-align: right;">0 10 0</td> </tr> <tr> <td>Contribution to Assurance Fund upon first bringing land under this Act, and upon the registration of an estate of freehold in possession, derived by settlement, will, or intestacy:—</td> <td></td> </tr> <tr> <td>In the pound sterling .. .. .</td> <td style="text-align: right;">0 0 0½</td> </tr> <tr> <td>Other Fees:—</td> <td></td> </tr> <tr> <td>For every certificate of title .. .. .</td> <td style="text-align: right;">1 0 0</td> </tr> <tr> <td>Registering memorandum of transfer, lease, mortgage, or encumbrance, or the transfer or discharge of a mortgage, or the transfer or surrender of a lease .. .. .</td> <td style="text-align: right;">0 10 0</td> </tr> <tr> <td>Registering proprietor of any estate, or interest derived by settlement or transmission .. .. .</td> <td style="text-align: right;">1 0 0</td> </tr> <tr> <td>For every power of Attorney .. .. .</td> <td style="text-align: right;">0 10 0</td> </tr> <tr> <td>For every registration abstract .. .. .</td> <td style="text-align: right;">1 0 0</td> </tr> <tr> <td>For cancelling registration abstract .. .. .</td> <td style="text-align: right;">0 5 0</td> </tr> <tr> <td>For every revocation order .. .. .</td> <td style="text-align: right;">0 10 0</td> </tr> <tr> <td>Noting caveat .. .. .</td> <td style="text-align: right;">0 10 0</td> </tr> <tr> <td>Cancelling or withdrawing of caveat, and service of notice to caveator or caveatee .. .. .</td> <td style="text-align: right;">0 5 0</td> </tr> <tr> <td>Issuing order for foreclosure .. .. .</td> <td style="text-align: right;">1 0 0</td> </tr> <tr> <td>For every search .. .. .</td> <td style="text-align: right;">0 2 0</td> </tr> <tr> <td>For every general search .. .. .</td> <td style="text-align: right;">0 5 0</td> </tr> <tr> <td>For every map or plan deposited .. .. .</td> <td style="text-align: right;">0 5 0</td> </tr> <tr> <td>For every instrument declaratory of trusts, and for every will or other instrument deposited .. .. .</td> <td style="text-align: right;">0 10 0</td> </tr> <tr> <td>For registering recovery by proceeding in law or equity, or re-entry by lessee .. .. .</td> <td style="text-align: right;">0 10 0</td> </tr> <tr> <td>For registering vesting of lease in mortgagee; consequent on refusal of Assignees to accept the same .. .. .</td> <td style="text-align: right;">0 10 0</td> </tr> <tr> <td>For entering notice of marriage or death .. .. .</td> <td style="text-align: right;">0 10 0</td> </tr> <tr> <td>For entering notice of writ, or order of Supreme Court .. .. .</td> <td style="text-align: right;">0 10 0</td> </tr> <tr> <td>Taking acknowledgment of married women .. .. .</td> <td style="text-align: right;">0 5 0</td> </tr> <tr> <td>Taking declaration in case of lost grant or other instrument, or where production of duplicate is dispensed with .. .. .</td> <td style="text-align: right;">0 10 0</td> </tr> <tr> <td>For the exhibition or return of any deposited instrument, or for exhibiting or returning deeds surrendered by applicant proprietor .. .. .</td> <td style="text-align: right;">0 5 0</td> </tr> <tr> <td>For certified copy, first five folios of seventy-two words .. .. .</td> <td style="text-align: right;">0 5 0</td> </tr> <tr> <td>For every folio, or part folio, after first five .. .. .</td> <td style="text-align: right;">0 0 8</td> </tr> <tr> <td>For every instrument drawn on parchment .. .. .</td> <td style="text-align: right;">0 2 6</td> </tr> <tr> <td>Taking affidavit, or statutory declaration .. .. .</td> <td style="text-align: right;">0 5 0</td> </tr> <tr> <td>When any instrument purports to deal with land included in more than one grant or certificate, for each registration memorial after the first .. .. .</td> <td style="text-align: right;">0 2 0</td> </tr> </table>				£ s. d.	When the applicant is the original grantee, and the land has never been sold, mortgaged, encumbered, or made the subject of settlement .. .. .	0 5 0	When the title is of any other description, and the value exceeds £500 .. .. .	2 10 0	Ditto ditto .. .. . exceeds £400 and does not exceed £500 .. .. .	2 0 0	Ditto ditto .. .. . exceeds £300 and does not exceed £400 .. .. .	1 10 0	Ditto ditto .. .. . exceeds £200 and does not exceed £300 .. .. .	1 0 0	Ditto ditto .. .. . when the value does not exceed £200 .. .. .	0 10 0	Contribution to Assurance Fund upon first bringing land under this Act, and upon the registration of an estate of freehold in possession, derived by settlement, will, or intestacy:—		In the pound sterling .. .. .	0 0 0½	Other Fees:—		For every certificate of title .. .. .	1 0 0	Registering memorandum of transfer, lease, mortgage, or encumbrance, or the transfer or discharge of a mortgage, or the transfer or surrender of a lease .. .. .	0 10 0	Registering proprietor of any estate, or interest derived by settlement or transmission .. .. .	1 0 0	For every power of Attorney .. .. .	0 10 0	For every registration abstract .. .. .	1 0 0	For cancelling registration abstract .. .. .	0 5 0	For every revocation order .. .. .	0 10 0	Noting caveat .. .. .	0 10 0	Cancelling or withdrawing of caveat, and service of notice to caveator or caveatee .. .. .	0 5 0	Issuing order for foreclosure .. .. .	1 0 0	For every search .. .. .	0 2 0	For every general search .. .. .	0 5 0	For every map or plan deposited .. .. .	0 5 0	For every instrument declaratory of trusts, and for every will or other instrument deposited .. .. .	0 10 0	For registering recovery by proceeding in law or equity, or re-entry by lessee .. .. .	0 10 0	For registering vesting of lease in mortgagee; consequent on refusal of Assignees to accept the same .. .. .	0 10 0	For entering notice of marriage or death .. .. .	0 10 0	For entering notice of writ, or order of Supreme Court .. .. .	0 10 0	Taking acknowledgment of married women .. .. .	0 5 0	Taking declaration in case of lost grant or other instrument, or where production of duplicate is dispensed with .. .. .	0 10 0	For the exhibition or return of any deposited instrument, or for exhibiting or returning deeds surrendered by applicant proprietor .. .. .	0 5 0	For certified copy, first five folios of seventy-two words .. .. .	0 5 0	For every folio, or part folio, after first five .. .. .	0 0 8	For every instrument drawn on parchment .. .. .	0 2 6	Taking affidavit, or statutory declaration .. .. .
	£ s. d.																																																																							
When the applicant is the original grantee, and the land has never been sold, mortgaged, encumbered, or made the subject of settlement .. .. .	0 5 0																																																																							
When the title is of any other description, and the value exceeds £500 .. .. .	2 10 0																																																																							
Ditto ditto .. .. . exceeds £400 and does not exceed £500 .. .. .	2 0 0																																																																							
Ditto ditto .. .. . exceeds £300 and does not exceed £400 .. .. .	1 10 0																																																																							
Ditto ditto .. .. . exceeds £200 and does not exceed £300 .. .. .	1 0 0																																																																							
Ditto ditto .. .. . when the value does not exceed £200 .. .. .	0 10 0																																																																							
Contribution to Assurance Fund upon first bringing land under this Act, and upon the registration of an estate of freehold in possession, derived by settlement, will, or intestacy:—																																																																								
In the pound sterling .. .. .	0 0 0½																																																																							
Other Fees:—																																																																								
For every certificate of title .. .. .	1 0 0																																																																							
Registering memorandum of transfer, lease, mortgage, or encumbrance, or the transfer or discharge of a mortgage, or the transfer or surrender of a lease .. .. .	0 10 0																																																																							
Registering proprietor of any estate, or interest derived by settlement or transmission .. .. .	1 0 0																																																																							
For every power of Attorney .. .. .	0 10 0																																																																							
For every registration abstract .. .. .	1 0 0																																																																							
For cancelling registration abstract .. .. .	0 5 0																																																																							
For every revocation order .. .. .	0 10 0																																																																							
Noting caveat .. .. .	0 10 0																																																																							
Cancelling or withdrawing of caveat, and service of notice to caveator or caveatee .. .. .	0 5 0																																																																							
Issuing order for foreclosure .. .. .	1 0 0																																																																							
For every search .. .. .	0 2 0																																																																							
For every general search .. .. .	0 5 0																																																																							
For every map or plan deposited .. .. .	0 5 0																																																																							
For every instrument declaratory of trusts, and for every will or other instrument deposited .. .. .	0 10 0																																																																							
For registering recovery by proceeding in law or equity, or re-entry by lessee .. .. .	0 10 0																																																																							
For registering vesting of lease in mortgagee; consequent on refusal of Assignees to accept the same .. .. .	0 10 0																																																																							
For entering notice of marriage or death .. .. .	0 10 0																																																																							
For entering notice of writ, or order of Supreme Court .. .. .	0 10 0																																																																							
Taking acknowledgment of married women .. .. .	0 5 0																																																																							
Taking declaration in case of lost grant or other instrument, or where production of duplicate is dispensed with .. .. .	0 10 0																																																																							
For the exhibition or return of any deposited instrument, or for exhibiting or returning deeds surrendered by applicant proprietor .. .. .	0 5 0																																																																							
For certified copy, first five folios of seventy-two words .. .. .	0 5 0																																																																							
For every folio, or part folio, after first five .. .. .	0 0 8																																																																							
For every instrument drawn on parchment .. .. .	0 2 6																																																																							
Taking affidavit, or statutory declaration .. .. .	0 5 0																																																																							
When any instrument purports to deal with land included in more than one grant or certificate, for each registration memorial after the first .. .. .	0 2 0																																																																							

AUTHORITY UNDER WHICH LEVIED, OR BY WHICH LEGALIZED.	SPECIFICATION OF FEES— <i>continued</i> .	AUTHORITY UNDER WHICH ORIGINALLY ESTABLISHED.	AT WHAT PERIOD.
<b>SUPREME COURT.</b>			
<b>COMMON LAW AND GENERAL JURISDICTION.</b>			
<b>FEES PAYABLE TO THE PROTHONOTARY.</b>			
	£ s. d.		
	Administering oath of allegiance or office .. .. .	0 10 6	
	On filing articles of clerkship .. .. .	5 5 0	
	On filing assignments of articles .. .. .	1 1 0	
	Afixing seal of Court to any commission or document ..	0 10 6	
	Every certificate under hand of a Judge .. .. .	0 5 0	
	Ditto under hand of Prothonotary or Chief Clerk .. ..	0 2 6	
	Every oath administered; whether in Court or by a Commissioner or Judge .. .. .	0 1 0	
	And for marking exhibits attached to any affidavit (each such exhibit an additional sum of) .. .. .	0 0 6	
	On reference to the Prothonotary, Chief Clerk, or any Commissioner. For each attendance not exceeding two hours .. .. .	1 1 0	
	For every additional hour .. .. .	0 5 0	
	For his report or award thereon .. .. .	1 1 0	
	The like where very special .. .. .	2 2 0	
	Every examination of a witness or other person, (including taking down and certifying the same.) The like fees. If required to attend at any other than his own office or residence (over and above his actual and necessary travelling expenses) an additional .. .. .	0 10 6	
	Every recognizance, of whatever kind .. .. .	0 5 0	
	For each name beyond the first .. .. .	0 2 6	
	For every office search .. .. .	0 1 0	
	The like (judgments), an additional fee for every term beyond the first .. .. .	0 0 4	
	For every Judge's summons .. .. .	0 1 0	
	If with stay of proceedings .. .. .	0 2 6	
	Entering case in clerk's list .. .. .	0 1 0	
	For Judge's order for special bailiff, or the issue of any writ of execution .. .. .	0 1 0	
	Order to plead double, or for examination of witnesses ..	0 1 0	
	In other cases .. .. .	0 2 6	
	Filing affidavits in chambers .. .. .	0 0 6	
	For rule of Court .. .. .	0 5 0	
	Taxing costs, whether in actions or between attorney and client .. .. .	0 5 0	
	If exceeding one hour .. .. .	0 7 6	
	Where the bill exceeds thirty folios, for every thirty folios above the first thirty .. .. .	0 5 0	
	Taxing interlocutory costs .. .. .	0 2 6	
	Appointment to tax or compute in any matter .. .. .	0 1 0	
	Filing declaration, demurrer, or pleading; affidavit not in chambers, or bill of costs; return to any writ, or paper or writing not specified .. .. .	0 1 0	
	Filing notice of motion for new trial, nonsuit, or in arrest of judgment; or return to any special writ .. .. .	0 2 6	
	Entering any case or matter in the Prothonotary's paper, including demurrers, rules nisi, new trial applications, special cases, appeals and applications, or motions, or any writ of certiorari, extent, habeas corpus, quo warranto, or mandamus .. .. .	0 2 6	
	All office copies, per folio of 72 words (and for certifying any such copy 1s.) .. .. .	0 0 4	
	Writ of habeas corpus .. .. .	0 5 0	
	Every other writ (not being in action) .. .. .	0 10 0	
	Mesne process in an action (including writ of scire facias) ..	0 5 0	
	Every subpoena .. .. .	0 2 6	
	Any other writ issuing in an action .. .. .	0 5 0	
	Entering appearance .. .. .	0 3 6	
	On putting in special bail .. .. .	0 5 0	
	Filing exception to bail .. .. .	0 2 6	
	On justifying bail .. .. .	0 5 0	
	Withdrawing any pleading .. .. .	0 5 0	
	Entering cause for assessment on trial .. .. .	0 10 0	
	Entering every verdict, or judgment of nonsuit .. .. .	0 2 0	
	On præcipe for any judgment by default .. .. .	0 5 0	
	Signing judgment after verdict .. .. .	0 10 0	
	Ditto in other cases .. .. .	0 5 0	
	Ditto on warrant of attorney .. .. .	0 15 0	
	Ditto on old warrant of attorney .. .. .	1 1 0	
	For recording and indorsing every cognovit or warrant of attorney .. .. .	0 2 6	
	On money paid into Court, for every sum of 20s. .. ..	0 0 3	
	On every trial or assessment of damages, crier, court-keeper and tipstaves .. .. .	0 7 6	
	Every witness sworn on any such trial or assessment (to crier) .. .. .	0 0 6	
	Every exhibit, at trial or on assessment .. .. .	0 1 0	
	Taking down evidence on trial, per folio of 72 words ..	0 1 0	
	Entry of any suggestion on the record .. .. .	0 2 6	
	All Court fees in actions for sums not exceeding £30 are abolished.		
By the Judges of the Supreme Court, in pursuance of the powers given them by the Act of Parliament, 9 Geo. IV, cap. 83, sec. 16, and Act of the Colonial Legislature, 4 Victoria, No. 22, sec. 23.		By Chief Justice Sir Francis Forbes, under the authority of the Act of Parliament, 4 Geo. IV, c. 96..	1824.
	Act of Council, 10 Vict., No. 10. Assented to 30th Oct., 1846.		

AUTHORITY UNDER WHICH LEVIED, OR BY WHICH LEGALIZED.	SPECIFICATION OF FEES— <i>continued.</i>	AUTHORITY UNDER WHICH ORIGINALLY ESTABLISHED.	AT WHAT PERIOD.
<b>SUPREME COURT—<i>continued.</i></b>			
<b>ECCLESIASTICAL JURISDICTION.</b>			
<b>FEES PAYABLE TO THE PROTHONOTARY.</b>			
Act of Council 15 Vict., No. 17	Where the effects are under £30, no fee	Probates. £ s. d.	Administrations £ s. d.
	£30, but under £50 .. ..	0 7 6	0 10 0
	£50, " £100 .. ..	0 10 0	0 15 0
	£100, " £200 .. ..	0 15 0	1 0 0
	£200, " £500 .. ..	1 0 0	1 10 0
	Above £500 .. ..	1 10 0	2 0 0
<b>FEES PAYABLE TO THE CURATOR OF INTESTATE ESTATES.</b>			
Intestacies; where effects are collected by authority of the Court.			
Act of Council 11 Vict., No. 24.	For every order to collect where effects shall appear to be above £50 .. ..	£ s. d.	0 7 6
	Where effects shall appear to be £50 or under .. ..		0 5 0
	For every order to pay money, if £10 and under £20 .. ..		0 2 6
	If £20 and under £50 .. ..		0 5 0
	If £50 and under £100 .. ..		0 10 0
	And on every £100 above the first .. ..		0 2 6
	For every common order .. ..		0 2 6
	For every special order .. ..		0 5 0
	For every office copy, 3d. per folio.		
	On every audit of accounts, including the direction to invest assets, if the amount which shall have been in the Curator's hands be under £20 .. ..		0 5 0
	If £20 and under £50 .. ..		0 7 6
	If £50 and under £100 .. ..		0 10 0
	For every £100 above the first .. ..		0 2 6
	For every other order .. ..		0 2 6
	MEMORANDUM.—The whole of the preceding fees (which are inclusive of all fees and affidavits for filing of the petition and order, the taking of the bond and oath, and every other incidental matter) are paid in each instance on the order; whether in cases of probate, orders to collect, or letters of administration.		
On all moneys collected by the Curator of Intestate Estates, a commission at the rate of 5 per cent., which is paid into the Colonial Treasury.			
If collected by an agent, an allowance of 3 per cent. is made out of such commission, as a remuneration for his services.			
<b>PAYABLE TO THE PROTHONOTARY.</b>			
<i>Miscellaneous Matters.</i>			
Act of Parliament, 9 Geo. IV, cap. 83, and Act of the Colonial Legislature, 4 Vict., No. 22.	Office copy of any will, per folio of 72 words .. ..		0 0 8
	The like of pleadings in any ecclesiastical suit, or other matter, per folio .. ..		0 0 6
	Every search .. ..		0 1 0
	For every citation, or entering any caveat .. ..		0 5 0
	Entering any appearance .. ..		0 2 6
	Filing every libel, allegation, plea or answer in any suit..		0 5 0
	On every exhibit annexed to or forming part of any libel, plea, or answer .. ..		0 1 0
	For taking down every account of debt, and reporting upon the same .. ..		0 3 0
	For setting down a cause for hearing .. ..		0 10 0
	Every appointment to proceed before the Registrar in any reference to him .. ..		0 2 0
	Registrar's attendance on every such appointment per hour; filing every petition or notice of appeal .. ..		0 5 0
	On any order for a feigned issue .. ..		0 5 0
	Exemplification of process in any ecclesiastical matter, per folio .. ..		0 0 8
	Affixing seal of the Court to such exemplification .. ..		0 10 6
	All matters not enumerated, the same fees to be paid as at common law.		
<b>EQUITABLE JURISDICTION.</b>			
<b>FEES PAYABLE TO THE MASTER.</b>			
Every appointment or warrant .. ..		0 3 0	
Every search in any cause or matter pending .. ..		0 1 0	
Search in other cases .. ..		0 2 6	
Certifying any office copy .. ..		0 2 6	
If under five folios .. ..		0 1 0	
Filing any affidavit (whether to be used in Court or before the Master) .. ..		0 1 0	
Filing charge; state of facts; proposals, or similar matter .. ..		0 2 0	
Allowance of any such matter .. ..		0 5 0	
Every certificate not being a "Master's Certificate" .. ..		0 2 6	
For amending any pleading .. ..		0 10 0	
			Act of Parliament, 4 Geo. IV, cap. 96.
			1824.





AUTHORITY UNDER WHICH LEVIED, OR BY WHICH LEGALIZED.	SPECIFICATION OF FEES— <i>continued.</i>	AUTHORITY UNDER WHICH ORIGINALLY ESTABLISHED.	AT WHAT PERIOD.
	<b>SUPREME COURT—<i>continued.</i></b>		
	<b>COMMON LAW AND GENERAL JURISDICTION—<i>continued.</i></b>		
	<b>FEES PAYABLE TO THE SHERIFF—<i>continued.</i></b>		
		<b>£ s. d.</b>	
Act of Council, 11 Vict., No. 20.	On assessment of damages .. .. .	1 0 0	} Act of Council, 8 Vict., No. 4. }
	On each case of trial by Jury:—		
	Jury of four .. .. .	2 0 0	
	Special Jury of twelve .. .. .	6 0 0	
	Common Jury of twelve .. .. .	3 0 0	
	The above fees, together with the amount of all fines on jurors, form a fund in the hands of the Sheriff, for paying the expenses of civil jurors.		
	<b>FEES TAKEN BY THE PROTHONOTARY.</b>		
	<i>Bills of Sale.</i>		
Act of Council, 19 Vict., No. 2. (18 July, 1855.)	For searching the registers or bills of sale, for every search against one person .. .. .	0 0 6	} 19 Vict., No. 2 ..
	And for every search of index to the said registers by the person requiring the information .. .. .	0 1 0	
	For filing and entering every bill of sale, or a copy thereof	0 2 6	
	<b>SHERIFF'S OFFICE.</b>		
	<b>FEES RECEIVED BY THE UNDER SHERIFF.</b>		
	Attending a view within five miles of Sheriff's Office ..	1 1 0	
	Ditto at a greater distance .. .. .	2 2 0	
	Mileage .. .. .	0 1 0	
	Drawing and inserting every advertisement .. .. .	0 5 0	
	<b>BAILIFF'S FEES.</b>		
	<b>GENERAL JURISDICTION.</b>		
	Mileage, or service of summons, and for executing any writ (out only) .. .. .	0 0 9	
	But if defendant served at same time with two writs, each writ, per mile .. .. .	0 0 6	
	Or if with more than two writs, each writ, per mile ..	0 0 4	
	Ditto, conveying any party to gaol, per mile .. .. .	0 0 9	
	Possession money, per diem .. .. .	0 4 0	
	Caption fee, each person taken .. .. .	0 10 6	
	<b>EQUITABLE JURISDICTION.</b>		
Act of Parliament, 9 Geo. IV, cap. 83, and Act of the Colonial Legislature, 4 Vict., No. 22.	Arrest upon any warrant or attachment .. .. .	0 5 0	} Act of Parliament, 4 Geo. IV, cap. 96 .....
	Producing a person at the bar of the Court .. .. .	0 2 6	
	Travelling expenses per mile (out only) .. .. .	0 0 9	
	<b>COMMISSIONERS OF THE SUPREME COURT FOR TAKING AFFIDAVITS OR RECOGNIZANCES AND ACKNOWLEDGMENTS.</b>		
	Every oath administered in the country .. .. .	0 2 0	
	Ditto in town .. .. .	0 1 0	
	And for marking exhibits attached to any affidavit (each such exhibit an additional sum of) .. .. .	0 0 6	
	Every oath not being at his own office or residence ..	0 5 0	
	Ditto if above a mile beyond the Commissioner's residence (over and above his actual and necessary travelling expenses) .. .. .	1 1 0	
	Every examination of a witness, or other person (including taking down and certifying the same); for each attendance not exceeding two hours .. .. .	1 1 0	
	For every additional hour .. .. .	0 5 0	
	If required to attend at any other than his own office or residence (over and above his actual and necessary travelling expenses) an additional .. .. .	0 10 6	
	Every recognizance, of whatever kind .. .. .	0 5 0	
	For each name beyond the first .. .. .	0 2 6	
	For executing any writ of trial or inquiry, including summoning of assessors .. .. .	2 2 0	

AUTHORITY UNDER WHICH LEVIED, OR BY WHICH LEGALIZED.	SPECIFICATION OF FEES— <i>continued.</i>	AUTHORITY UNDER WHICH ORIGINALLY ESTABLISHED.	AT WHAT PERIOD.		
<b>COURT OF INSOLVENCY.</b>					
<b>FEES TAKEN BY THE CHIEF COMMISSIONER AND OTHERS, IN INSOLVENT ESTATE PROCEEDINGS.</b>					
<b>CHIEF COMMISSIONER.</b>					
Act of Council, 7 Vic., No. 19, (21 Dec., 1843, and 25 Vic., No. 8.)	Upon filing every petition by a person surrendering his estate as insolvent, including the Chief Commissioner's order thereon, where the assets shall appear not to exceed £100	s. d. 2 6			
	When above that amount .. .. .	5 0			
	For drawing and inserting each advertisement, besides the expenses paid for advertising, when required to be done by him .. .. .	2 6			
	Upon receiving and filing every petition against a person having committed an act of insolvency .. .. .	5 0			
	For every affidavit used therewith.. .. .	1 0			
	For the Chief Commissioner's order thereon .. .. .	5 0			
	For every summons of debtor to shew cause .. .. .	5 0			
	For every examination taken on the hearing, per folio of ninety words .. .. .	0 4			
	For every person examined or document exhibited .. .. .	1 0			
	For making up and recording the judgment thereon .. .. .	5 0			
	For taxing costs in any case (same as in the Supreme Court Office)				
	For making every necessary application and report to the Court, or a Judge, or the Chief Commissioner, and minute of the order thereon .. .. .	2 6			
	For every warrant of attachment of movable property .. .. .	2 6			
	For every summons for the attendance of a person to give evidence or be examined .. .. .	5 0			
	For every certified extract from, or copy of proceedings relating to, insolvent estates, of less than ninety words .. .. .	2 6			
	And above that number, per folio.. .. .	0 4			
	For every inspection of proceedings in each estate not exceeding half an hour .. .. .	1 0			
	For every summons or other process, for procuring the attendance of any person before the Court, or any Judge or before the Chief Commissioner (same as in the Supreme Court Office in similar cases.)				
	<b>CHIEF AND OTHER COMMISSIONERS.</b>				
		For presiding at meeting of creditors, in estates under £100 assets .. .. .		15 0	7 Vic., No. 19.
	For presiding at any meeting of creditors, per diem .. .. .	15 0			
	For every proof of debt, to be paid by the person offering it .. .. .	1 0			
	For swearing every affidavit, by the party sworn .. .. .	1 0			
	For every affidavit filed, by the party using it .. .. .	1 0			
	For every person examined, by the party producing him .. .. .	1 0			
	For making up the minutes, and reporting when necessary the proceedings at any meeting of creditors .. .. .	5 0			
	For every warrant for apprehension of insolvent .. .. .	5 0			
	For every warrant of commitment of any person .. .. .	7 6			
<b>MESSENGER'S FEES.</b>					
	For making every attachment of person or property (the same as now paid for service of Civil process of the Supreme Court and mileage.)				
	For making inventory and notice, and report to Commissioner	2 6			
	Copy of ditto.. .. .	2 6			
<b>SHERIFF'S FEE.</b>					
	For registering every order for sequestration, and delivering to Chief Commissioner .. .. .	1 0			

By the Judges of the Supreme Court, under the authority of the Act of the Colonial Legislature 5 Vic., No. 17. See Rules and Orders of the Supreme Court, published in the *New South Wales Government Gazette*, dated .. .. 4 Jan., 1842.

AUTHORITY UNDER WHICH LEVIED, OR BY WHICH LEGALIZED.	SPECIFICATION OF FEES— <i>continued.</i>	AUTHORITY UNDER WHICH ORIGINALLY ESTABLISHED.	AT WHAT PERIOD.																																																																																					
	<p><b>FEES TAKEN BY THE REGISTRARS AND BAILIFFS OF THE SEVERAL DISTRICT COURTS IN THE COLONY OF NEW SOUTH WALES.</b></p> <p><b>COURT FEES.</b></p> <table border="1" style="width: 100%; border-collapse: collapse;"> <thead> <tr> <th></th> <th style="text-align: center;">In cases not exceeding £5.</th> <th style="text-align: center;">In cases not exceeding £10.</th> <th style="text-align: center;">In cases not exceeding £30.</th> <th style="text-align: center;">In all other cases.</th> </tr> <tr> <th></th> <th style="text-align: center;">s. d.</th> <th style="text-align: center;">s. d.</th> <th style="text-align: center;">s. d.</th> <th style="text-align: center;">s. d.</th> </tr> </thead> <tbody> <tr> <td>For filing every plaint, issuing summons, and other proceedings to judgment ..</td> <td style="text-align: center;">2 6</td> <td style="text-align: center;">5 0</td> <td style="text-align: center;">7 6</td> <td style="text-align: center;">20 0</td> </tr> <tr> <td>For issuing every subpoena ..</td> <td style="text-align: center;">0 6</td> <td style="text-align: center;">0 6</td> <td style="text-align: center;">1 0</td> <td style="text-align: center;">1 0</td> </tr> <tr> <td>For service of every summons or subpoena, if within two miles of the Court House ..</td> <td style="text-align: center;">0 6</td> <td style="text-align: center;">0 6</td> <td style="text-align: center;">0 6</td> <td style="text-align: center;">0 6</td> </tr> <tr> <td>For such service, every mile beyond two miles ..</td> <td style="text-align: center;">0 3</td> <td style="text-align: center;">0 3</td> <td style="text-align: center;">0 3</td> <td style="text-align: center;">0 3</td> </tr> <tr> <td>For issuing every writ of execution ..</td> <td style="text-align: center;">2 0</td> <td style="text-align: center;">2 6</td> <td style="text-align: center;">5 0</td> <td style="text-align: center;">5 0</td> </tr> </tbody> </table> <p><b>SPECIAL FEES.</b></p> <table border="1" style="width: 100%; border-collapse: collapse;"> <tbody> <tr> <td>For filing every plea ..</td> <td style="text-align: center;">1 0</td> </tr> <tr> <td>For every search ..</td> <td style="text-align: center;">0 6</td> </tr> <tr> <td>For every copy ..</td> <td style="text-align: center;">0 6</td> </tr> <tr> <td>For swearing and filing every special affidavit ..</td> <td style="text-align: center;">2 0</td> </tr> <tr> <td>For taxing every bill of costs ..</td> <td style="text-align: center;">2 6</td> </tr> <tr> <td>For every summons to shew cause in interlocutory matter ..</td> <td style="text-align: center;">1 0</td> </tr> <tr> <td>For every interlocutory order ..</td> <td style="text-align: center;">1 0</td> </tr> <tr> <td>For every writ of attachment ..</td> <td style="text-align: center;">2 6</td> </tr> </tbody> </table> <p><b>BAILIFF'S FEES.</b></p> <table border="1" style="width: 100%; border-collapse: collapse;"> <tbody> <tr> <td>For keeping possession under an execution against the goods, each day ..</td> <td style="text-align: center;">6 0</td> </tr> <tr> <td>For making levy where the sum levied for shall not exceed £20 ..</td> <td style="text-align: center;">5 0</td> </tr> <tr> <td>For making levy where the sum levied for shall exceed £20, the like sum for the first £20, and for every £1 over that sum..</td> <td style="text-align: center;">0 3</td> </tr> <tr> <td>For executing every writ against the person ..</td> <td style="text-align: center;">5 0</td> </tr> <tr> <td>For executing every writ of habere in ejection ..</td> <td style="text-align: center;">5 0</td> </tr> <tr> <td>For mileage in the execution of any writ where the same shall be executed not more than two miles from the Court House ..</td> <td style="text-align: center;">1 0</td> </tr> <tr> <td>For such mileage where the writ shall be executed beyond such distance of two miles, for every such mile beyond ..</td> <td style="text-align: center;">0 6</td> </tr> </tbody> </table> <p style="text-align: center;"><b>GOVERNMENT PRINTING OFFICE.</b></p> <p style="text-align: center;">"GOVERNMENT GAZETTE."</p> <p>To Subscribers, £1 10s. per annum; single copies, 1s. each, exclusive of postage.</p> <p style="text-align: center;"><b>ADVERTISEMENTS.</b></p> <p>At the rate of 3s. for the first eight lines (or under), and 3d. for every additional line.</p> <p style="text-align: center;"><b>PARLIAMENTARY PAPERS.</b></p> <p>To Subscribers, £2 10s. per Session, exclusive of postage. Separate copies of Bills, Acts, &amp;c., at the rate of 3d. per sheet of four pages, up to four sheets; and 1d. for every sheet, or portion of a sheet, beyond four sheets.</p> <p style="text-align: center;"><b>CORONERS.</b></p> <table border="1" style="width: 100%; border-collapse: collapse;"> <thead> <tr> <th></th> <th style="text-align: center;">£</th> <th style="text-align: center;">s.</th> <th style="text-align: center;">d.</th> </tr> </thead> <tbody> <tr> <td>Upon every inquisition taken upon view of the body slain, of the goods and chattels of him that is the slayer and murderer, if he have any ..</td> <td style="text-align: center;">0</td> <td style="text-align: center;">13</td> <td style="text-align: center;">4</td> </tr> <tr> <td>For every inquisition not taken upon view of a body dying in gaol, which shall be duly taken ..</td> <td style="text-align: center;">1</td> <td style="text-align: center;">0</td> <td style="text-align: center;">0</td> </tr> <tr> <td>And also, for every mile he shall be compelled to travel from the place of his usual abode to take such inquisition (to be paid from the Colonial Treasury) where no fee shall be paid ..</td> <td style="text-align: center;">0</td> <td style="text-align: center;">0</td> <td style="text-align: center;">9</td> </tr> <tr> <td>And for every inquisition taken on view of the body dying in prison, he shall be paid as much as the Judge of the Criminal Court shall allow, not exceeding ..</td> <td style="text-align: center;">1</td> <td style="text-align: center;">0</td> <td style="text-align: center;">0</td> </tr> </tbody> </table>		In cases not exceeding £5.	In cases not exceeding £10.	In cases not exceeding £30.	In all other cases.		s. d.	s. d.	s. d.	s. d.	For filing every plaint, issuing summons, and other proceedings to judgment ..	2 6	5 0	7 6	20 0	For issuing every subpoena ..	0 6	0 6	1 0	1 0	For service of every summons or subpoena, if within two miles of the Court House ..	0 6	0 6	0 6	0 6	For such service, every mile beyond two miles ..	0 3	0 3	0 3	0 3	For issuing every writ of execution ..	2 0	2 6	5 0	5 0	For filing every plea ..	1 0	For every search ..	0 6	For every copy ..	0 6	For swearing and filing every special affidavit ..	2 0	For taxing every bill of costs ..	2 6	For every summons to shew cause in interlocutory matter ..	1 0	For every interlocutory order ..	1 0	For every writ of attachment ..	2 6	For keeping possession under an execution against the goods, each day ..	6 0	For making levy where the sum levied for shall not exceed £20 ..	5 0	For making levy where the sum levied for shall exceed £20, the like sum for the first £20, and for every £1 over that sum..	0 3	For executing every writ against the person ..	5 0	For executing every writ of habere in ejection ..	5 0	For mileage in the execution of any writ where the same shall be executed not more than two miles from the Court House ..	1 0	For such mileage where the writ shall be executed beyond such distance of two miles, for every such mile beyond ..	0 6		£	s.	d.	Upon every inquisition taken upon view of the body slain, of the goods and chattels of him that is the slayer and murderer, if he have any ..	0	13	4	For every inquisition not taken upon view of a body dying in gaol, which shall be duly taken ..	1	0	0	And also, for every mile he shall be compelled to travel from the place of his usual abode to take such inquisition (to be paid from the Colonial Treasury) where no fee shall be paid ..	0	0	9	And for every inquisition taken on view of the body dying in prison, he shall be paid as much as the Judge of the Criminal Court shall allow, not exceeding ..	1	0	0		
	In cases not exceeding £5.	In cases not exceeding £10.	In cases not exceeding £30.	In all other cases.																																																																																				
	s. d.	s. d.	s. d.	s. d.																																																																																				
For filing every plaint, issuing summons, and other proceedings to judgment ..	2 6	5 0	7 6	20 0																																																																																				
For issuing every subpoena ..	0 6	0 6	1 0	1 0																																																																																				
For service of every summons or subpoena, if within two miles of the Court House ..	0 6	0 6	0 6	0 6																																																																																				
For such service, every mile beyond two miles ..	0 3	0 3	0 3	0 3																																																																																				
For issuing every writ of execution ..	2 0	2 6	5 0	5 0																																																																																				
For filing every plea ..	1 0																																																																																							
For every search ..	0 6																																																																																							
For every copy ..	0 6																																																																																							
For swearing and filing every special affidavit ..	2 0																																																																																							
For taxing every bill of costs ..	2 6																																																																																							
For every summons to shew cause in interlocutory matter ..	1 0																																																																																							
For every interlocutory order ..	1 0																																																																																							
For every writ of attachment ..	2 6																																																																																							
For keeping possession under an execution against the goods, each day ..	6 0																																																																																							
For making levy where the sum levied for shall not exceed £20 ..	5 0																																																																																							
For making levy where the sum levied for shall exceed £20, the like sum for the first £20, and for every £1 over that sum..	0 3																																																																																							
For executing every writ against the person ..	5 0																																																																																							
For executing every writ of habere in ejection ..	5 0																																																																																							
For mileage in the execution of any writ where the same shall be executed not more than two miles from the Court House ..	1 0																																																																																							
For such mileage where the writ shall be executed beyond such distance of two miles, for every such mile beyond ..	0 6																																																																																							
	£	s.	d.																																																																																					
Upon every inquisition taken upon view of the body slain, of the goods and chattels of him that is the slayer and murderer, if he have any ..	0	13	4																																																																																					
For every inquisition not taken upon view of a body dying in gaol, which shall be duly taken ..	1	0	0																																																																																					
And also, for every mile he shall be compelled to travel from the place of his usual abode to take such inquisition (to be paid from the Colonial Treasury) where no fee shall be paid ..	0	0	9																																																																																					
And for every inquisition taken on view of the body dying in prison, he shall be paid as much as the Judge of the Criminal Court shall allow, not exceeding ..	1	0	0																																																																																					
Act of the Parliament of New South Wales, 22 Vict., No. 18.		22 Vict., No. 18..	12 Nov., 1858.																																																																																					
By notice in the <i>Govt. Gazette</i> , dated 6 Jan., 1860.		Governor, by Notice in <i>Govt. Gazette</i> .	6 Jan., 1860.																																																																																					
By Colonial Treasurer, 3 July, 1863.		By Colonial Treasurer.	4 Jan., 1861.																																																																																					
Act of Council, 6 Geo. IV, No. 20. (1 Nov., 1825.)		Govt. Order.	6 March, 1822.																																																																																					

AUTHORITY UNDER WHICH LEVIED, OR BY WHICH LEGALIZED.	SPECIFICATION OF FEES— <i>continued.</i>	AUTHORITY UNDER WHICH ORIGINALLY ESTABLISHED.	AT WHAT PERIOD.	
<b>STORAGE OF GUNPOWDER.</b>				
Act of Council, 7 Wm. IV, No. 7, & 16 Vict., No. 47.	s. d.	} 7 Wm. IV, No. 7	3 July, 1828.	
	For each and every barrel or package containing 50 lbs. of Gunpowder and upwards, for any period not exceeding six weeks .. .. .			1 0
	Ditto ditto above six weeks—per week .. .. .			0 2
	For each and every barrel containing less than 50 lbs., for any period not exceeding six weeks .. .. .			0 6
	Ditto ditto above six weeks—per week .. .. .	0 1		
<b>GLEBE ISLAND ABATTOIRS.</b>				
<b>SLAUGHTERING FEES.</b>				
By Act of Council, 14 Vic., No. 36, and Orders and Regulations of 22 Aug., 1860, and 1 June, 1861.	£ s. d.	} 14 Vic., No. 36 ..	22 Aug., 1860.	
	For every ox, cow, bull, heifer, steer, or calf (in addition to an Inspecting Fee of 3d.) .. .. .			0 1 6
	For every sheep or lamb .. .. .			0 0 4
	For every head of swine .. .. .	0 1 0		
<b>INSPECTING FEES.</b>				
	For each head of horned cattle slaughtered .. .. .	0 0 3		
<b>INSPECTORS OF SLAUGHTER-HOUSES AND OF CATTLE INTENDED FOR SLAUGHTER.</b>				
IN THE SEVERAL TOWNS THROUGHOUT THE COLONY TO WHICH THE PROVISIONS OF THE ACT OF COUNCIL 5 Wm. IV, No. 1, HAVE BEEN EXTENDED.				
Act of Council, 5 Wm. IV, No. 1, (4 July, 1834.)	£ s. d.	} (Govt. Order .... Acts of Council— 11 Geo. IV, No. 4, 2 Wm. IV, No. 15.)	20 May, 1811. 15 Mar., 1830. 15 Mar., 1832.	
	For the inspection of each and every head of cattle intended to be slaughtered for sale .. .. .			0 0 3
<b>INSPECTORS OF WEIGHTS AND MEASURES.</b>				
FOR EXAMINING, COMPARING, AND STAMPING ALL WEIGHTS AND MEASURES WITHIN THEIR RESPECTIVE JURISDICTIONS.				
		Brass Weights.	Iron or other Metal Weights except Brass.	
		s. d.	s. d.	
Act of Council, 16 Vict., No. 34, (21 Dec., 1852.)	½ cwt. .. .. . each	0 9	0 3	
	¼ .. .. . "	0 6	0 2	
	Stone .. .. . "	0 4	0 1	
	Under a stone to 1 lb. inclusive .. .. .	0 1	...	
	Under a stone .. .. . "	...	0 0½	
	Under 1 lb. .. .. . "	0 0½	...	
	Set of 1 lb. and under .. .. . "	0 2	0 2	
<b>WOODEN MEASURES.</b>				
Act of Council, 16 Vict., No. 34, (21 Dec., 1852.)	Bushel .. .. . each	0 3	} Act of Council, } 3 Wm. IV, No. 4 } 24 Aug., 1832.	
	½ bushel .. .. . "	0 2		
	Peck, and all under .. .. . "	0 1		
	Yard .. .. . "	0 0½		
<b>COPPER OR OTHER METAL MEASURES OF CAPACITY OF LIQUIDS.</b>				
Act of Council, 16 Vict., No. 34, (21 Dec., 1852.)	5 gallons .. .. . each	1 0	} Act of Council, } 3 Wm. IV, No. 4 } 24 Aug., 1832.	
	4 .. .. . "	0 9		
	3 .. .. . "	0 6		
	2 .. .. . "	0 4		
	1 .. .. . "	0 2		
	½ .. .. . "	0 1		
	1 quart and under .. .. . "	0 0½		

AUTHORITY UNDER WHICH LEVIED, OR BY WHICH LEGALIZED.	SPECIFICATION OF FEES— <i>continued.</i>	AUTHORITY UNDER WHICH ORIGINALLY ESTABLISHED.	AT WHAT PERIOD.
<b>CLERKS AT POLICE OFFICES AND PETTY SESSIONS, AND CLERKS OF MAGISTRATES ACTING SINGLY.</b>			
Act of Council, 4 Wm. IV, No. 5. (16 July, 1833.)	Summons, copy and serving .. .. .	s. d. 2 6	} Proclamation .. 28 Oct., 1834.
	Subpoena, not including more than four names .. .. .	1 6	
	Copies of subpoenas to serve, each .. .. .	0 4	
	Drawing affidavits and informations in cases within the jurisdiction of the Magistrates, not exceeding one folio of 72 words .. .. .	1 0	
	For every additional folio .. .. .	0 8	
	Swearing the same .. .. .	1 0	
	Swearing any other affidavits, affidavits for military and naval pensions excepted .. .. .	1 0	
	Warrants to apprehend, in cases not felonious .. .. .	2 6	
	Recognizance, and notices of the nature thereof .. .. .	5 0	
	Warrant to distrain under Penal Acts .. .. .	2 6	
	Order of a Justice or Justices .. .. .	1 0	
	Drawing any other document required in the discharge of the police duties, not enumerated above, per folio of 72 words ..	0 8	
	Copy of proceedings, per folio of 72 words .. .. .	0 4	
	For copies of depositions to a prisoner committed to take his trial, per folio of 90 words .. .. .	0 1½	
	For every weight or measure compared with the standards in their possession .. .. .	0 3	
<b>REGISTRATION OF DOGS.</b>			
PAYABLE ANNUALLY.			
Act of Council, 6 Wm. IV, No. 4. (25 Aug., 1835.)	For one dog, if only one be kept .. .. .	s. d. 1 0	} Act of Council, } 11 G. IV, No. 8. } 14 April, 1830. } Act of Council, } 2 Wm. IV, No. 8. } 29 Feb., 1832.
	For each dog, if two only be kept .. .. .	2 0	
	For each dog, if three only be kept .. .. .	2 6	
	For every dog above three .. .. .	5 0	
	For copy of Registration, or of any particulars thereof .. .. .	0 6	
During the last six months of the year, half the above fees only.			
<b>POUNDKEEPERS.</b>			
Act of Council, 19 Vict., No. 36. (18 Dec., 1855.)	For the first or only head of cattle,* goats, or swine impounded .. .. .	s. d. 0 6	} Govt. Order } 21 Sept., 1811. } Act of Council, } 4 W. IV, No. 3. } 12 July, 1833.
	And for every additional head of cattle, goats, or swine impounded at the same time and upon the same account, each ..	0 3	
	For the first or only sheep † .. .. .	0 4	
	And for every additional sheep impounded at the same time, and upon the same account, each .. .. .	0 1	
	If cattle, &c., are allowed to remain impounded after 3 days, or 72 hours, the poundkeeper is authorized to charge one-half of the above fees for every additional 72 hours, or part of the same.		
	For producing a copy of the Act and of the Pound Book kept by the poundkeeper for the inspection of any person desiring to see the same .. .. .	0 6	
	For an extract, signed by the poundkeeper, from the said Pound Book, not exceeding 100 words .. .. .	1 0	
	And for every subsequent number of words not exceeding 100 ..	0 6	
	For registration of brands of cattle owners, each .. .. .	5 0	
	For writing and sending any notice of cattle, &c., &c., impounded, to the owner of such cattle, or his agent, or overseer, if within 10 miles of the pound, for each mile ..	1 0	
	If sent by the general post .. .. .	2 6	
<p>* The term "cattle" to include horses, mares, geldings, colts, fillies, asses, mules, bulls, cows, oxen, heifers, steers, and calves.</p> <p>† The word "sheep" to include rams, ewes, sheep, and lambs.</p>			



STATISTICS OF

COIN AND BULLION.

No. 128.—RETURN shewing the Amount of COIN and BULLION in the Mint, Treasury, and Military Chests, and the Banks in the Colony, on 31st December, 1864.

	ON 31ST DECEMBER.						AVERAGE FOR THE YEAR.						
	British Coin and Australian Sovereigns.		Bullion Gold.		TOTAL.		British Coin and Australian Sovereigns.		Bullion Gold.		TOTAL.		
	£	s. d.	£	s. d.	£	s. d.	£	s. d.	£	s. d.	£	s. d.	
In the Mint .. .. .	.....		44,230	16 2	44,230	16 2	.....	.....	.....	.....	.....	.....	
In the Colonial Treasury ..	Nil.		.....	.....	.....	.....	.....	.....	.....	.....	.....	.....	
In the Military Chest .. ..	Nil.		.....	.....	.....	.....	.....	.....	.....	.....	.....	.....	
In the Banks.	New South Wales .. .. .	415,762	17 4	8,765	1 10	424,527	19 2	278,034	8 1	19,391	0 4	297,425	8 5
	Commercial .. .. .	248,375	16 2	2,207	6 2	250,583	2 4	169,758	19 5	5,689	12 9	175,448	12 2
	Australasia .. .. .	31,596	0 2	.....	.....	31,596	0 2	71,964	8 2	2,914	13 6	74,879	1 8
	Union of Australia .. .. .	63,729	2 9	.....	.....	63,729	2 9	53,878	5 6	26,551	1 6	80,429	7 0
	Australian Joint Stock ..	81,651	5 2	2,709	7 7	84,360	12 9	89,222	4 8	1,202	12 4	90,424	17 0
	London Chartered .. .. .	34,603	1 4	.....	.....	34,603	1 4	54,594	16 1	.....	.....	54,594	16 1
	English, Scottish, and Australian Chartered ..	49,179	16 2	.....	.....	49,179	16 2	73,744	6 6	.....	.....	73,744	6 6
	Oriental Chartered .. .. .	164,942	11 5	11,878	2 4	176,820	13 9	194,432	18 7	27,013	2 0	221,446	0 7
	Agra .. .. .	Nil.		.....	.....	.....	.....	.....	.....	.....	.....	.....	.....
	City .. .. .	54,276	10 1	.....	.....	54,276	10 1	40,658	9 3	.....	.....	40,658	9 3
GENERAL TOTAL ..	£ 1,144,117	0 7	69,790	14 1	1,213,907	14 8	1,026,288	16 3	82,762	2 5	1,109,050	18 8	

No. 129.—DECENNIAL RETURN of COIN and BULLION in the Colonial Treasury, Branch Royal Mint, and the Banks, on 31st December in each Year.

YEAR.	COLONIAL TREASURY.	BRANCH ROYAL MINT, SYDNEY.		MILITARY CHEST.	BANKS.		TOTAL.	INCREASE ON PREVIOUS YEAR.	DECREASE ON PREVIOUS YEAR.							
	Coin.	Coin.	Bullion.	Coin.	Coin.	Bullion.										
	£ s. d.	£ s. d.	£ s. d.	£ s. d.	£ s. d.	£ s. d.	£ s. d.	£ s. d.	£ s. d.							
1855 .....	.....	1,224	12 11	<sup>b</sup> 45,313	3 4	.....	1,549,398	4 4	254,675	4 5	1,850,611	5 0	323,547	0 7	.....	
1856 .....	.....	390	14 7	<sup>b</sup> 39,394	9 6	.....	1,761,754	1 11	50,357	9 3	1,851,896	15 3	1,285	10 3	.....	
1857 .....	.....	62	0 1	<sup>b</sup> 52,442	19 10	.....	1,248,482	0 1	87,578	3 2	1,388,565	3 2	.....	.....	463,331	12 1
1858 .....	.....	496	18 6	<sup>b</sup> 49,481	6 10	.....	1,721,789	0 10	12,035	9 5	1,783,402	15 7	394,837	12 5	.....	
1859 .....	.....	117	1 1	61,089	11 4	.....	<sup>b</sup> 1,380,543	5 7	11,961	6 7	1,453,711	4 7	.....	.....	329,691	11 0
1860 .....	.....	392	11 1	39,152	13 8	.....	<sup>b</sup> 1,490,560	17 9	117,159	11 2	1,647,265	13 8	193,554	9 1	.....	
1861 .....	.....	37	19 6	85,822	13 10	.....	<sup>b</sup> 1,329,721	18 8	112,408	11 2	1,527,991	3 2	.....	.....	119,274	10 6
1862 .....	.....	60	18 9	11,897	14 2	.....	1,239,636	2 4	153,120	16 11	1,404,715	12 2	.....	.....	123,275	11 0
1863 .....	.....	.....	.....	<sup>c</sup> 49,653	13 5	.....	<sup>b</sup> 962,426	0 7	16,569	0 10	1,028,648	14 10	.....	.....	376,066	17 4
1864 .....	.....	.....	.....	44,230	16 2	.....	<sup>b</sup> 1,144,117	0 7	25,559	17 11	1,213,907	14 8	185,258	19 10	.....	

<sup>a</sup> Value by weight.  
<sup>b</sup> Exclusive of the Gold in the Mint belonging to the Banks.  
<sup>c</sup> Includes £4,599 4s. 8d., lying in the Mint on 31st December, but not passed through the books on that date.



## COINS.

## No. 130.

The Coins in circulation are the Coins of Great Britain, and the Sovereigns and Half-Sovereigns coined at the Sydney Branch of the Royal Mint, all of which are current at their sterling value.

## BRANCH ROYAL MINT, SYDNEY.

## No. 131.—SCALE of Charges on Gold imported into the Mint for Coinage.

Importations from 12 to 1,000 ounces .. .. . 1 per cent. on standard value.

Importations from 1,000 ounces upwards .. .. .  $\frac{3}{4}$  per cent. on standard value.

If preferred, importations are purchased, after thirty days' deposit at the Mint, at £3 17s. 10 $\frac{1}{2}$ d. the standard ounce, subject to the above charges; or, if sooner, at an additional charge of  $\frac{1}{4}$  per cent.

A reduction of  $\frac{3}{8}$ ths per cent. on these charges is allowed in favour of Gold the produce of any portion of the British Territory of Australasia not included in New South Wales.

Duty on Gold imported into the Mint, 1s. 3d. per ounce standard fineness.

## AMOUNT OF PAPER CURRENCY IN CIRCULATION.

## No. 132.—RETURN of the Amount of NOTES of the several Banks in Circulation on 31st December, 1864.

BANKS.	ON 31 DECEMBER, 1864.			AVERAGE OF THE YEAR.		
	£	s.	d.	£	s.	d.
New South Wales .. .. .	227,075	0	0	219,446	19	0
Commercial .. .. .	185,733	0	0	169,806	6	11
Australasia .. .. .	45,239	0	0	52,104	7	3
Union of Australia .. .. .	31,941	0	0	34,365	0	0
Australian Joint Stock .. .. .	124,567	0	0	119,293	18	6
London Chartered .. .. .	10,316	0	0	12,491	13	1
English, Scottish, and Australian Chartered .. .. .	26,320	0	0	26,984	0	0
Oriental Chartered .. .. .	107,735	0	0	98,743	0	0
Agra <sup>a</sup> .. .. .	.....			.....		
City .. .. .	34,920	0	0	20,455	0	0
TOTAL .. .. .	£ 793,846	0	0	753,690	4	9

<sup>a</sup> No notes are put into circulation by this Bank.

## BANK LIABILITIES AND ASSETS.

**No. 133.—GENERAL ABSTRACT of the Average ASSETS and LIABILITIES, and of the CAPITAL and PROFITS, of the undermentioned BANKS of the Colony, for the Quarters ended 31 March, 30 June, 30 September, and 31 December, 1864.**

BANKS.	LIABILITIES.					ASSETS.							CAPITAL AND PROFITS.			
	Notes in Circulation.	Bills in Circulation.	Balances due to other Banks and Branches.	Deposits.	Total Liabilities.	Coin.	Bullion.	Landed Property.	Notes and Bills of other Banks.	Balances due from other Banks.	Notes and Bills Discounted, and all other Debts due to the Banks.	Total Assets.	Capital paid up.	Rate per Annum of last Dividend.	Amount of Dividend.	Amount of Reserved Profits at the time of declaring such Dividend.
	£ s. d.	£ s. d.	£ s. d.	£ s. d.	£ s. d.	£ s. d.	£ s. d.	£ s. d.	£ s. d.	£ s. d.	£ s. d.	£ s. d.	£ s. d.		£ s. d.	£ s. d.
<b>FIRST QUARTER.</b>																
New South Wales .....	230,832 6 1	3,011 6 1	95,200 9 6	1,414,710 12 1	1,743,844 13 9	159,496 11 0	31,266 1 9	50,575 1 7	11,316 6 10	1,184,059 18 11	1,384,529 5 8	2,821,243 6 6	750,000 0 0	20 3/4 cent.	75,000 0 0	250,000 0 0
Commercial .....	177,960 1 6	5,039 19 4	8,385 11 7	1,170,171 3 10	1,361,556 16 3	188,642 10 7	3,705 7 9	38,607 19 3	15,132 14 7	117,020 8 5	1,413,745 15 11	1,771,874 16 6	320,000 0 0	15 3/4 cent.	24,000 0 0	76,097 9 9
Australasia .....	57,049 6 2	8,569 5 5	.....	531,105 3 10	590,723 15 5	80,018 11 3	126 3 7	31,000 0 0	4,790 14 3	.....	671,679 12 4	787,615 1 5	1,050,000 0 0	14 3/4 cent.	63,000 0 0	340,030 15 3
Union of Australia .....	37,545 18 6	7,020 0 1	.....	320,724 9 9	365,900 8 4	39,126 17 0	21,976 19 6	14,000 0 0	3,967 19 5	.....	326,464 4 8	405,526 0 7	1,000,000 0 0	16 3/4 cent.	80,000 0 0	295,049 9 7
Australian Joint Stock .....	173,912 9 2	5,590 17 0	9,345 7 7	838,354 9 0	1,027,203 2 9	173,559 14 0	298 14 1	70,006 18 7	25,584 4 5	47,706 13 5	1,170,443 4 3	1,488,589 8 9	428,505 0 0	10 3/4 cent.	18,750 0 0	49,324 4 10
London Chartered of Australia .....	16,048 12 4	191 2 4	17,358 11 6	96,791 3 10	130,389 10 0	45,914 19 2	.....	17,815 12 0	1,159 6 2	160 16 10	274,046 12 10	339,097 7 0	1,000,000 0 0	8 3/4 cent.	40,000 0 0	114,526 16 2
English, Scottish, and Australian Chartered .....	31,636 2 4	3,056 15 7	.....	492,503 16 9	527,196 14 8	58,145 7 9	.....	29,252 5 2	2,245 16 11	331 11 3	717,251 17 2	807,226 18 3	598,160 0 0	6 3/4 cent.	15,000 0 0	35,000 0 0
Oriental Chartered .....	101,831 0 0	4,736 12 8	483,909 15 5	800,229 6 6	1,390,706 14 7	236,449 14 7	13,777 19 5	27,282 11 1	7,635 0 0	287,329 8 5	974,607 3 4	1,547,081 16 10	1,260,000 0 0	14 3/4 cent.	88,200 0 0	252,000 0 0
<b>TOTALS.....</b>	<b>826,815 16 1</b>	<b>37,825 18 6</b>	<b>614,289 15 7</b>	<b>5,664,590 5 7</b>	<b>7,143,521 15 9</b>	<b>976,354 6 1</b>	<b>71,151 6 1</b>	<b>279,530 7 8</b>	<b>71,842 2 7</b>	<b>1,636,608 17 3</b>	<b>6,932,767 16 2</b>	<b>9,968,254 15 10</b>	<b>6,406,665 0 0</b>	<b>.....</b>	<b>403,950 0 0</b>	<b>1,412,028 15 7</b>
<b>SECOND QUARTER.</b>																
New South Wales .....	222,959 2 3	11,004 12 11	121,324 4 1	1,866,937 19 7	1,722,225 18 10	252,346 8 11	9,433 17 0	47,557 2 10	10,190 7 1	1,253,568 6 11	1,339,694 8 3	2,912,790 11 0	879,920 0 0	20 3/4 cent.	75,000 0 0	250,000 0 0
Commercial .....	172,059 5 5	6,066 10 10	13,852 14 4	1,194,594 14 3	1,386,573 4 10	138,476 15 3	9,586 6 9	38,216 18 8	18,652 16 5	165,090 3 0	1,408,550 4 9	1,778,573 4 10	320,000 0 0	15 3/4 cent.	24,000 0 0	76,097 9 9
Australasia .....	52,168 0 1	7,902 4 5	.....	522,200 18 4	582,331 2 10	86,551 16 7	7,159 9 4	31,000 0 0	5,328 1 3	.....	662,355 7 8	792,394 14 10	1,050,000 0 0	14 3/4 cent.	63,000 0 0	340,681 11 0
Union of Australia .....	34,640 0 0	8,661 0 3	.....	324,804 14 8	368,105 14 11	44,901 8 1	49,075 12 3	14,000 0 0	3,699 15 7	.....	294,354 0 7	406,030 16 6	1,000,000 0 0	16 3/4 cent.	80,000 0 0	295,049 9 7
Australian Joint Stock .....	159,958 0 2	4,916 18 0	4,110 2 5	807,740 18 9	976,725 19 4	117,851 13 9	617 4 6	71,780 0 2	18,593 12 10	87,200 14 9	1,191,950 11 4	1,487,993 19 4	488,729 0 0	10 3/4 cent.	18,750 0 0	49,324 4 10
London Chartered of Australia .....	12,503 10 9	233 11 8	19,918 10 0	87,972 14 3	120,628 6 8	57,316 4 1	.....	17,815 12 0	718 7 8	153 7 5	257,256 15 1	333,260 6 3	1,000,000 0 0	8 3/4 cent.	40,000 0 0	114,526 16 2
English, Scottish, and Australian Chartered .....	27,325 14 8	2,421 19 8	.....	444,407 10 3	474,155 4 7	66,118 4 2	.....	28,866 14 5	2,186 7 8	1,116 17 2	662,997 0 5	762,305 3 10	598,160 0 0	6 3/4 cent.	15,000 0 0	35,000 0 0
Oriental Chartered .....	96,162 0 0	2,392 19 2	415,346 16 1	760,260 17 0	1,274,162 12 3	208,802 13 8	35,072 7 0	27,282 11 1	7,452 6 0	184,729 9 4	979,087 8 0	1,442,426 9 1	1,260,000 0 0	10 3/4 cent. Bonus of 7 3/4 cent.	151,200 0 0	252,000 0 0
City .....	17,736 6 2	.....	.....	129,827 2 7	147,563 8 9	43,901 15 0	.....	4,475 0 9	1,923 6 2	44,074 16 2	227,235 8 3	321,010 6 4	196,457 0 0	.....	.....	1,125 2 11
<b>TOTALS.....</b>	<b>795,511 19 6</b>	<b>43,659 16 11</b>	<b>574,552 6 11</b>	<b>5,638,747 9 8</b>	<b>7,052,471 13 0</b>	<b>1,016,267 1 6</b>	<b>110,044 16 10</b>	<b>281,018 19 11</b>	<b>68,144 14 8</b>	<b>1,785,933 14 9</b>	<b>7,624,481 4 4</b>	<b>10,236,785 12 0</b>	<b>6,798,266 0 0</b>	<b>.....</b>	<b>466,950 0 0</b>	<b>1,412,804 14 3</b>

<sup>a</sup> Includes £837 10s. Government Securities.   
 <sup>b</sup> 15 3/4 cent. per annum, and Bonus of 2 1/4 3/4 cent. on paid up Capital.   
 <sup>c</sup> 6 3/4 cent. per annum, and Bonus of 3s. per share, equal to 14 3/4 cent. 3/4 annum, on £900,000.

<sup>d</sup> Includes £902 18s. 2d., Government Securities.   
 <sup>e</sup> Includes £837 10s. Government Securities.   
 <sup>f</sup> 15 3/4 cent. 3/4 annum, and Bonus of 2 1/4 3/4 cent. on paid up Capital.   
 <sup>g</sup> 6 3/4 cent. 3/4 annum, on £900,000 and Bonus of 4s. per share.   
 <sup>h</sup> Bank fittings.

STATISTICS OF

532

No. 133.—BANK LIABILITIES AND ASSETS—continued.

BANKS.	LIABILITIES.					ASSETS.							CAPITAL AND PROFITS.			
	Notes in Circulation.	Bills in Circulation.	Balances due to other Banks and Branches.	Deposits.	Total Liabilities.	Coin.	Bullion.	Landed Property.	Notes and Bills of other Banks.	Balances due from other Banks.	Notes and Bills Discounted, and all other Debts due to the Banks.	Total Assets.	Capital paid up.	Rate per Annum of last Dividend.	Amount of Dividend.	Amount of Reserved Profits at the time of declaring such Dividend.
	£ s. d.	£ s. d.	£ s. d.	£ s. d.	£ s. d.	£ s. d.	£ s. d.	£ s. d.	£ s. d.	£ s. d.	£ s. d.	£ s. d.	£ s. d.		£ s. d.	£ s. d.
THIRD QUARTER.																
New South Wales .....	208,273 0 9	9,009 5 4	159,039 0 7	1,444,236 6 8	1,820,557 13 4	325,231 4 5	17,671 4 3	46,912 14 4	9,541 11 7	1,393,410 15 9	1,284,805 10 0	3,077,573 0 4	931,280 0 0	<sup>b</sup> 20 per cent.	75,000 0 0	250,000 0 0
Commercial .....	161,812 3 9	3,990 16 3	12,139 15 10	1,126,412 15 8	1,303,855 11 6	171,545 17 11	5,126 4 10	32,955 7 10	20,742 1 1	110,590 3 9	1,433,696 9 5	1,774,656 4 10	381,291 13 4	<sup>c</sup> 17 per cent.	27,200 0 0	104,664 8 1
Australasia .....	50,571 19 10	6,725 6 3	.....	494,334 16 11	551,632 3 0	69,060 12 6	2,834 11 10	31,000 0 0	6,555 11 1	.....	688,789 17 1	798,240 12 6	975,000 0 0	<sup>e</sup> 14 per cent.	62,000 0 0	340,681 11 0
Union of Australia .....	32,724 1 6	10,696 14 1	.....	281,415 19 1	324,836 14 8	51,886 8 11	24,286 8 4	14,000 0 0	4,528 16 0	.....	280,918 5 8	375,619 18 11	1,000,000 0 0	<sup>d</sup> 19 per cent.	95,000 0 0	354,313 14 9
Australian Joint Stock .....	141,782 0 8	7,896 9 10	4,408 17 9	788,292 5 6	942,379 13 9	115,996 14 11	7,405 6 1	70,407 12 9	9,720 13 11	34,524 17 6	1,266,095 10 9	1,504,132 15 11	495,620 0 0	<sup>f</sup> 10 per cent.	21,836 5 0	73,547 15 6
London Chartered of Australia .....	11,332 1 6	203 18 4	30,949 12 7	90,450 17 0	132,936 9 5	66,480 0 5	.....	17,815 12 0	1,168 7 8	86 5 3	233,190 9 6	323,740 14 10	1,000,000 0 0	<sup>g</sup> 8 per cent.	40,000 0 0	127,849 3 11
English, Scottish, and Australian Chartered .....	24,067 8 6	2,614 12 10	.....	415,055 5 7	441,737 6 11	93,286 13 0	.....	28,787 0 7	1,985 4 7	1,422 12 4	603,712 13 9	729,194 4 3	600,000 0 0	<sup>h</sup> 6 per cent.	18,000 0 0	43,000 0 0
Oriental Chartered .....	93,443 0 0	4,065 1 11	367,955 12 1	694,371 4 6	1,159,834 18 6	166,803 15 7	27,652 6 9	27,282 11 1	6,074 0 0	148,144 0 2	945,993 9 1	1,321,950 2 8	1,260,000 0 0	<sup>i</sup> 10 per cent. & Bonus of 7 do.	151,200 0 0	252,000 0 0
City .....	25,394 18 5	.....	.....	179,437 5 3	204,832 3 8	35,261 13 9	.....	4,297 18 4	1,567 16 11	12,080 19 5	356,676 6 4	409,884 14 9	197,470 0 0	.....	.....	1,125 2 11
TOTALS .....	748,900 14 11	45,202 4 10	574,492 18 10	5,514,006 16 2	6,882,602 14 9	1,095,553 1 5	84,976 2 1	273,458 16 11	61,866 2 10	1,700,259 14 2	7,098,878 11 7	10,314,992 9 0	6,840,661 13 4	.....	491,236 5 0	1,547,181 16 2
FOURTH QUARTER.																
New South Wales .....	215,723 6 11	6,765 1 4	124,726 14 10	1,433,547 2 11	1,780,762 6 0	375,063 7 4	19,192 18 5	45,769 2 1	9,974 0 0	1,383,161 19 1	1,286,951 11 4	3,120,112 18 3	971,460 0 0	<sup>b</sup> 17 per cent.	77,369 16 8	311,053 6 8
Commercial .....	167,893 16 11	3,849 2 5	29,453 2 5	1,150,389 9 7	1,351,535 11 4	185,370 14 1	4,340 11 9	30,666 18 8	24,147 7 0	146,584 0 4	1,491,632 8 5	1,882,742 0 3	400,000 0 0	<sup>c</sup> 17 per cent.	27,200 0 0	77,464 8 1
Australasia .....	48,620 3 1	7,887 0 5	.....	459,569 17 7	516,077 1 1	52,226 12 6	1,538 9 3	31,000 0 0	6,343 0 2	.....	710,328 4 0	801,436 5 11	975,000 0 0	<sup>e</sup> 14 per cent.	62,000 0 0	340,681 11 0
Union of Australia .....	32,553 17 2	9,850 12 10	.....	285,731 11 4	328,186 1 4	79,598 8 0	10,865 6 1	14,000 0 0	3,957 3 1	.....	310,051 8 4	418,472 5 6	1,250,000 0 0	<sup>d</sup> 19 per cent.	95,000 0 0	354,313 14 9
Australian Joint Stock .....	150,327 12 6	7,408 16 0	6,554 15 8	823,405 9 9	987,696 13 11	109,074 16 0	15,425 4 8	71,152 17 5	11,459 16 6	41,339 16 4	1,302,863 3 9	1,551,315 14 8	497,006 0 0	<sup>f</sup> 10 per cent.	21,836 5 0	73,547 15 6
London Chartered of Australia .....	10,082 7 8	277 17 8	16,073 10 5	80,010 13 3	106,444 9 0	48,668 0 9	.....	17,815 12 0	1,677 6 2	573 16 2	231,706 1 8	300,440 16 9	1,000,000 0 0	<sup>g</sup> 8 per cent.	40,000 0 0	127,849 3 11
English, Scottish, and Australian Chartered .....	24,908 12 9	1,684 13 2	.....	417,850 4 9	444,443 10 8	77,427 1 0	.....	28,454 14 5	1,623 14 4	1,516 8 8	641,619 14 9	750,641 13 2	600,000 0 0	<sup>h</sup> 6 per cent.	18,000 0 0	43,000 0 0
Oriental Chartered .....	103,537 0 0	4,772 18 6	234,066 0 7	705,723 18 6	1,098,104 17 7	165,675 10 6	31,549 14 11	27,282 11 1	6,800 0 0	127,213 8 2	911,381 16 5	1,269,903 1 1	1,260,000 0 0	<sup>i</sup> 16 per cent.	100,800 0 0	252,000 0 0
City .....	32,583 6 5	.....	6,146 7 2	206,701 9 10	245,431 3 5	37,413 3 11	.....	4,281 15 2	1,839 10 0	918 14 5	412,574 7 5	457,027 10 11	200,000 0 0	<sup>j</sup> 8 per cent.	8,000 0 0	2,235 13 0
TOTALS .....	786,230 3 5	42,496 2 4	467,020 11 1	5,562,884 17 6	6,858,631 14 1	1,130,517 14 1	82,912 5 1	270,423 10 10	67,821 17 3	1,701,308 3 2	7,299,108 16 1	10,552,092 6 6	7,153,466 0 0	.....	451,206 1 8	1,582,145 12 11

<sup>a</sup> Includes £220 18s. Government Securities.  
<sup>c</sup> Bank fittings and furniture.

<sup>b</sup> 15 per cent. per annum, and Bonus of 2½ per cent. on paid up Capital.  
<sup>f</sup> 15 per cent. per annum, and Bonus at the rate of 2½ per cent. per annum.

<sup>e</sup> 6 per cent. per annum, and Bonus of 8 per cent.  
<sup>g</sup> 6 per cent. per annum, and Bonus of 8 per cent.

<sup>d</sup> Includes £43,200 Treasury Bills.  
<sup>h</sup> Includes £44,700 Government Securities.

## NEW SOUTH WALES SAVINGS BANK.

No. 134.—RETURN shewing the Number of DEPOSITORS, Amount of DEPOSITS, INVESTMENTS, &c., on 31st December, 1864.

Dr.	£ s. d.	Cr.	£ s. d.
Sydney :— Amount at the credit of 12,979 Depositors	625,231 10 6	Lent on 188 Mortgages, with interest to 31 December, 1864.....	262,385 5 5
Amount deposited by Government, on account of 1,078 Prisoners of the Crown	8,882 2 2	Lent upon Government Debentures .....	262,387 14 6
Country Districts :— Amount at the credit of 2,902 Depositors..	132,633 0 2	Lent upon Queensland Consolidated Revenue Debentures .....	51,500 0 0
Drafts drawn by Branch Accountants upon the office in Sydney, and included in their Returns, but not paid on 31 December, 1864.....	564 4 8	Lent upon Sydney Corporation Debentures ..	10,300 0 0
	767,310 17 6	Deposited with Commercial Bank .....	53,101 19 10
Amount at the credit of Reserved Fund ....	75,465 0 0	Deposited with English, Scottish, and Australian Chartered Bank .....	51,250 0 0
Amount at the credit of Profit and Loss Account, carried to next year, to meet future dividends .....	7,834 7 6	Deposited with Oriental Bank .....	51,261 12 9
		Deposited with Bank of Australasia .....	60,938 1 7
		Deposited with Joint Stock Bank .....	20,249 17 3
		Deposited with London Chartered Bank ....	20,486 11 6
		Permanent Investment in Land and Banking House.....	3,000 0 0
		Cash received from Branch Accountants, after 31 December, 1864, but included in their Returns .....	1,171 0 0
		Deposits received on Saturday night, 31 December, 1864, forming part of Amount at the credit of Sydney Depositors, but not paid into Commercial Bank until 3 January, 1865 .....	2,578 2 2
	£ 850,610 5 0		£ 850,610 5 0

No. 135.—RETURN shewing the RATES of INTEREST charged and received by the NEW SOUTH WALES SAVINGS BANK, for Money lent on Mortgage, &c., during the Year 1864.

On Mortgages.. .. .	7 per cent.
On Government Debentures :—	
On £147,300, at the rate of 2s. 8½d. per diem per £1,000.	
On £108,700, at 5 per cent.	
On Queensland Government Debentures .. .. .	6 per cent.
On City Corporation Debentures.. .. .	6 "
On Deposits .. .. .	6 per cent., and 5 per cent. on call.
Rates of Interest paid to Depositors :—	
5 per cent. per annum.	

## GOLD RECEIVED AND ISSUED AT THE MINT.

No. 136.—RETURN shewing the Quantity and Value of GOLD Received and Issued at the BRANCH ROYAL MINT, from its Opening on the 14th May, 1855, to the 31st December, 1864, inclusive.

PERIOD.	GOLD DUST OR BULLION RECEIVED FOR COINAGE.		ISSUED.						REVENUE.							
			IN COIN.			IN BULLION.			TOTAL VALUE OF COIN AND BULLION.		From Gold, the produce of New South Wales.	From Gold, the produce of Victoria.	From Gold, the produce of New Zealand, Tasmania, California, Queensland, and from other sources.	TOTAL REVENUE.		
	Weight.	Value at £3 17s. 10½d. per oz.	Sovereigns.	Half-Sovereigns.	Total Value of Coin.	Weight.	Value at £3 17s. 10½d. per oz.	£	s.	d.	£	s.	d.	£	s.	d.
1855.—14th May to 31st December .....	ozs.	£ s. d.	No.	No.	£ s. d.	ozs.	£ s. d.	£	s.	d.	£	s.	d.	£	s.	d.
	217,589·205	871,300 2 6	502,000	21,000	512,500 0 0	1,221·970	4,758 0 11	517,258 0 11	3,211 14 5	2,193 2 8	2 17 6	5,407 14 7				
1856.—1st January to 31st December .....	239,491·990	939,776 6 5	981,000	478,000	1,220,000 0 0	654·850	2,549 16 5	1,222,549 16 5	8,079 14 0	3,760 2 7	716 8 0	12,556 4 7				
1857.—1st January to 31st December .....	223,215·890	879,181 19 4	499,000	537,000	767,500 0 0	14,889·830	57,977 5 7	825,477 5 7	6,001 11 11	2,940 5 2	1,898 17 9	10,840 14 10				
1858.—1st January to 31st December .....	342,540·530	1,332,034 3 1	1,101,500	483,000	1,343,000 0 0	14,927·920	58,125 11 10	1,401,125 11 10	13,192 12 11	2,908 8 9	2,047 3 7	18,148 5 3				
1859.—1st January to 31st December .....	358,127·000	1,380,402 14 10	1,050,500	341,000	1,221,000 0 0	39,591·620	156,557 5 3	1,377,557 5 3	14,641 9 2	1,289 4 1	3,032 8 0	18,963 1 3				
1860.—1st January to 31st December .....	470,464·300	1,823,637 16 11	1,573,500	156,000	1,651,500 0 0	48,543·520	195,052 9 2	1,846,552 9 2	16,618 6 4	2,869 7 3	2,141 15 9	21,629 9 4				
1861.—1st January to 31st December .....	477,607·470	1,863,632 2 0	1,626,000	186,500	1,719,250 0 0	24,880·005	98,187 0 6	1,817,437 0 6	19,000 16 8	1,163 17 0	2,403 8 3	22,568 1 11				
1862.—1st January to 31st December .....	696,311·580	2,700,452 1 1	2,477,500	.....	2,477,500 0 0	74,995·174	298,191 14 4	2,775,691 14 4	26,805 10 2	1,004 9 8	4,996 18 3	32,806 18 1				
1863.—1st January to 31st December .....	492,332·110	1,908,526 17 6	1,255,500	558,500	1,534,750 0 0	84,549·596	342,212 9 10	1,876,962 9 10	18,555 6 8	1,032 19 8	4,014 6 7	23,602 12 11				
1864.—1st January to 31st December .....	728,019·350	2,878,398 17 10	2,698,500	.....	2,698,500 0 0	44,897·291	182,168 4 3	2,880,668 4 3	14,399 0 10	4,870 18 7	7,625 15 8	26,895 15 1				
TOTALS .....	4,246,699·425	16,577,343 1 6	13,765,000	2,761,000	15,145,500 0 0	349,151·776	1,395,779 18 1	16,541,279 18 1	140,506 3 1	24,032 15 5	28,879 19 4	193,418 17 10				

a Countries from which imported:—

	Quantity.	Value.
	Ozs.	£ s. d.
1864 { New South Wales ... ..	308,670·64	1,181,897 19 10
Victoria ... ..	207,165·51	848,677 6 4
New Zealand ... ..	183,403·76	737,465 17 4
Queensland ... ..	26,837·92	102,945 5 7
Coin ... ..	1,941·52	7,412 8 9
TOTAL ... ..	728,019·35	2,878,398 17 10

NEW SOUTH WALES—1864.

# GREAT NORTHERN, GREAT SOUTHERN, AND GREAT WESTERN RAILWAYS.

No. 137.—RETURN of RECEIPTS and EXPENDITURE of the GREAT NORTHERN, GREAT SOUTHERN, and GREAT WESTERN RAILWAYS, during the Year 1864.

MONTHS.	COACHING TRAFFIC.					GOODS TRAFFIC.		TOTAL RECEIPTS.	EXPENDITURE.		
	Number of Passengers.		Amount.	Rents and Miscellaneous Receipts.	TOTALS.	Tonnage.	Amount.		Working Expenses.	Construction of Extensions, &c., under Votes.	TOTAL EXPENDITURE.
	Single.	Return.									
<b>GREAT NORTHERN RAILWAY—</b>											
January.....	7,940	13,562	2,172 9 10	545 18 4	2,718 8 2	19,832 13 3 24	1,802 3 2	4,020 11 4	2,401 0 1		
February.....	6,427	7,250	1,383 14 7	353 14 9	1,737 9 4	17,012 4 0 11	1,287 1 1	3,024 10 5	2,637 3 8		
March.....	6,471	8,295	1,457 10 10	291 12 1	1,749 2 11	16,789 9 3 26	1,593 2 1	3,342 5 0	2,834 14 10		
April.....	7,495	8,843	1,742 8 5	387 7 3	2,129 15 8	22,213 11 3 5	2,154 2 10	4,283 18 6	3,516 16 7		
May.....	8,837	14,204	1,894 9 7	399 11 7	2,294 1 2	28,073 8 0 25	2,421 19 0	4,716 0 2	2,944 4 9		
June.....	6,913	9,720	1,233 13 1	508 3 6	1,761 16 7	24,133 10 3 1	1,794 15 11	3,556 12 6	3,027 15 10		
July.....	8,748	14,715	1,904 10 11	456 5 1	2,360 16 0	35,354 11 3 3	3,101 12 5	5,463 8 5	2,822 9 4		
August.....	8,624	14,177	1,650 8 1	637 11 1	2,307 19 2	35,219 12 1 26	3,067 15 2	5,375 14 4	3,913 3 9		
September.....	8,830	16,940	2,014 4 10	663 19 6	2,678 4 4	35,155 16 0 19	2,992 14 2	5,670 18 6	4,107 7 8		
October.....	8,550½	13,630	1,835 15 7	674 16 7	2,510 12 2	27,950 2 3 22	3,160 0 8	5,670 12 10	5,544 17 9		
November.....	7,615½	13,885	1,705 18 7	566 2 8	2,272 1 3	26,497 14 1 1	2,155 1 0	4,427 2 3	3,252 18 2		
December.....	8,825½	17,380	2,272 19 4	633 11 8	2,906 11 0	28,433 2 2 10	4,754 9 1	7,661 0 1	3,682 19 3		
<b>TOTALS.....</b>	<b>95,276½</b>	<b>152,101</b>	<b>21,288 3 8</b>	<b>6,138 14 1</b>	<b>27,426 17 9</b>	<b>316,665 19 0 5</b>	<b>29,784 16 7</b>	<b>57,211 14 4</b>	<b>37,275 11 8</b>	<b>70,822 19 7</b>	<b>108,098 11 3</b>
<b>GREAT SOUTHERN RAILWAY—</b>											
January.....	21,045	9,177	3,479 11 6	98 11 3	3,578 2 9	3,831 17 3 15	2,098 16 11	5,676 19 8	4,441 12 10		
February.....	15,454	11,335	3,064 5 4	62 2 0	3,126 7 4	3,447 8 0 19	2,075 14 11	5,202 2 3	4,633 18 4		
March.....	19,369	9,750	3,210 12 5	33 18 9	3,244 11 2	3,372 19 1 10	2,056 17 6	5,301 8 3	4,286 13 7		
April.....	16,211	11,798	3,009 14 4	262 15 3	3,272 9 7	3,521 5 1 20	1,657 18 10	4,930 8 5	4,146 19 7		
May.....	18,872	12,260	3,284 8 9	98 5 0	3,382 13 9	3,665 1 3 25	2,075 14 10	5,458 8 7	4,392 5 4		
June.....	13,096	11,463	2,535 7 1	96 9 8	2,631 16 9	3,002 5 0 13	1,634 11 10	4,316 8 7	5,986 6 10		
July.....	17,548½	11,986	2,966 7 11	27 3 9	2,993 11 8	3,368 16 1 9	2,166 6 9	5,159 18 5	4,187 1 11		
August.....	16,351	12,765	2,932 15 9	70 18 9	3,003 14 6	3,313 5 2 18	2,267 17 1	5,271 11 7	5,242 2 3		
September.....	18,267	12,313	2,896 7 6	31 8 9	2,927 16 3	4,911 14 0 15	2,444 11 5	5,372 7 8	4,922 5 11		
October.....	19,304½	13,333	3,085 8 6	145 17 0	3,231 5 6	3,820 9 3 27	2,148 14 5	5,379 19 11	4,486 15 10		
November.....	13,492	13,705	3,066 8 4	37 0 6	3,123 8 10	3,759 2 2 25	2,408 4 8	5,531 13 6	4,089 12 5		
December.....	24,381	12,582	5,177 19 11	379 2 8	5,557 2 7	3,891 14 3 20	3,696 18 0	9,254 0 7	5,678 19 0		
<b>TOTALS.....</b>	<b>218,341</b>	<b>142,467</b>	<b>38,759 7 4</b>	<b>1,363 13 4</b>	<b>40,123 0 8</b>	<b>43,962 1 2 20</b>	<b>26,732 7 2</b>	<b>66,855 7 10</b>	<b>56,494 13 10</b>	<b>147,569 16 3</b>	<b>204,064 10 1</b>
<b>GREAT WESTERN RAILWAY—</b>											
January.....	5,386	1,916	1,231 7 7	2 10 0	1,233 17 7	891 1 0 0	737 8 10	1,971 6 5	848 9 3		
February.....	3,854	2,103	1,041 11 8	1 10 0	1,043 1 8	868 11 0 21	639 18 7	1,633 0 3	699 7 2		
March.....	5,283	2,017	1,210 19 10	2 10 0	1,213 9 10	1,023 5 0 21	658 7 10	1,871 17 8	1,066 16 3		
April.....	4,209	2,575	1,119 15 7	3 10 0	1,123 5 7	1,304 14 0 12	684 12 2	1,807 17 9	823 9 9		
May.....	4,263	2,661	1,101 18 10	39 9 7	1,141 8 5	1,293 11 2 10	744 0 3	1,855 8 8	778 11 11		
June.....	3,237	2,304	861 6 8	2 13 4	864 0 0	1,101 2 1 12	664 9 11	1,523 9 11	1,099 9 6		
July.....	3,959½	2,098	997 19 1	37 8 4	1,035 7 5	1,808 0 1 16	760 11 7	1,795 19 0	576 16 5		
August.....	4,071½	2,690	1,053 11 4	25 3 4	1,058 14 8	2,046 6 0 2	700 15 4	1,784 10 0	819 14 1		
September.....	4,802	2,522	1,174 0 5	18 13 4	1,192 13 9	1,789 4 0 16	920 11 3	2,113 5 0	565 12 3		
October.....	4,518	2,768	1,144 16 7	47 18 7	1,192 15 2	2,568 3 3 23	949 1 6	2,141 16 8	434 18 4		
November.....	4,280½	2,500	1,064 13 5	8 1 8	1,072 15 1	2,860 6 3 1	942 10 7	2,015 5 8	541 14 1		
December.....	5,191½	2,831	1,260 14 5	9 13 4	1,270 7 9	1,430 2 1 24	1,071 0 10	2,341 8 7	1,053 15 11		
<b>TOTALS.....</b>	<b>53,060</b>	<b>28,980</b>	<b>13,207 15 5</b>	<b>199 1 6</b>	<b>13,466 16 11</b>	<b>18,984 9 0 18</b>	<b>9,473 8 8</b>	<b>22,940 5 7</b>	<b>9,358 14 11</b>	<b>185,091 15 7</b>	<b>194,450 10 6</b>
<b>GENERAL TOTAL.....</b>	<b>366,677½</b>	<b>323,548</b>	<b>73,915 6 5</b>	<b>7,701 8 11</b>	<b>81,016 15 4</b>	<b>379,612 9 3 15</b>	<b>65,990 12 5</b>	<b>147,007 7 9</b>	<b>103,129 0 5</b>	<b>403,484 11 5</b>	<b>506,613 11 10</b>

ELECTRIC TELEGRAPH.

No. 138.—RETURN shewing the Number of TELEGRAMS sent from each of the Stations in the Colony, distinguishing Paid from Unpaid Telegrams, during the Year 1864; also, the distance in Miles and Cost of same.

NAME OF STATION.	Number of Paid Telegrams.	Amount received.			Number of Unpaid Telegrams.	Number of Miles of Telegraph.	Cost of Electric Telegraph.			REMARKS.
		£	s.	d.			£	s.	d.	
Sydney .. ..	43,980	13,865	10	9						
Redfern.. ..	1,065	150	15	2						
Parramatta ..	1,386	128	17	2						
Liverpool .. .	297	36	12	2						
Campbelltown..	803	103	2	5						
Wollongong ..	1,230	187	10	8						
Kiama .. .. .	509	85	6	3						
Picton .. .. .	747	89	6	0						
Berrima .. ..	440	75	12	7						
Goulburn .. .	2,521	646	6	11						
Braidwood .. .	1,487	445	5	1						
Yass .. .. .	1,690	448	5	0						
Gundagai .. .	1,266	343	11	5						
Kyamba .. ..	199	43	1	8						
Albury .. .. .	18,080	590	3	11						
Tumut .. .. .	874	284	12	0						
Kiandra .. ..	305	105	7	9						
Wagga Wagga ..	1,924	582	17	4	*2,683	*117,185	9	11	*As per last return.	
Urana .. .. .	422	182	10	11						
Deniliquin .. .	2,346	860	19	2	30½	1,471	10	9	Line from Wellington to Dubbo.	
South Head .. .	180	8	19	3						
Penrith .. ..	1,350	184	15	3						
Hartley .. ..	425	79	0	1						
Bathurst .. .	4,162	949	11	9	36½	1,991	6	11	{ Line from Braidwood to Queanbeyan.	
Orange .. .. .	1,619	376	14	10						
Forbes .. .. .	1,840	563	0	5						
Young .. .. .	1,665	570	7	5						
Sofala .. .. .	640	103	6	9	15	523	12	0	Line from Braidwood to Araluen.	
Tambaroora .. .	939	193	7	3						
Windeyer .. .	298	65	5	4						
Mudgee .. ..	2,261	552	18	10	81½	3,367	2	10	Line from Deniliquin to Hay.	
Wellington .. .	759	200	6	10						
Windsor .. ..	976	137	17	5						
Wollombi .. .	117	20	14	5						
Maitland .. .	5,823	1,282	15	1						
Morpeth .. ..	1,327	216	13	7						
Newcastle .. .	6,685	1,657	1	11						
Singleton .. .	1,976	344	5	3						
Muswellbrook..	1,158	178	19	8						
Scone .. .. .	386	74	10	3						
Murrurundi ..	695	178	0	1						
Tamworth .. .	842	235	13	10						
Bendemeer .. .	471	117	0	2						
Armidale .. .	1,509	397	18	8						
Glen Innes .. .	555	135	9	5						
Tenterfield ..	7,554	278	14	11						
Grafton .. ..	1,089	292	10	8						
East Maitland..	431	93	7	1						
Hay .. .. .	669	245	17	1						
Queanbeyan .. .	353	95	17	10						
Moama .. .. .	103	20	11	2						
Dubbo .. .. .	122	27	14	0						
<b>TOTAL .. ..</b>	<b>130,500</b>	<b>29,030</b>	<b>0</b>	<b>10</b>	<b>2,847</b>	<b>124,539</b>	<b>2</b>	<b>5</b>		

MONEY ORDERS.

No. 139.—RETURN shewing the Number and Amount of MONEY ORDERS Issued and Paid in the Colony, for the Year 1864.

YEAR.	ORDERS ISSUED.		ORDERS PAID.	
	Number.	Amount.	Number.	Amount.
		£ s. d.		£ s. d.
1864 .. .. .	21,905	105,680 18 2	16,691	84,040 1 5

POST OFFICES—LETTERS, &c.

No. 140.—DECENNIAL RETURN of the Number of Post Offices, &c., and of Letters, Newspapers, Petitions, &c., passing through the General Post Office.

STATISTICS OF

YEAR.	NUMBER OF POST OFFICES.	NUMBER OF PERSONS EMPLOYED.	NUMBER OF MILES TRAVELLED.	NUMBER OF LETTERS.			NUMBER OF NEWSPAPERS.		NUMBER OF PETITIONS TO THE QUEEN, THE GOVERNOR, THE EXECUTIVE AND LEGISLATIVE COUNCILS, AND LEGISLATIVE ASSEMBLY.	TOTALS.			INCOME.		EXPENDITURE.		
				Foreign.	Inland.	Town.	Foreign.	Inland.		Inland.	Letters.	Newspapers.	Petitions.	£	s. d.	£	s. d.
1855	155	<sup>a</sup> 217	1,023,255	617,041	1,309,530	187,608	819,376	1,281,618	10	2,114,179	2,100,989	10	24,902	5 7	60,221	8 1	
1856	177	<sup>a</sup> 248	1,106,722	642,183	1,481,416	245,339	710,282	1,371,065	57	2,368,938	2,081,347	57	29,458	10 11	58,879	11 3	
1857	199	<sup>a</sup> 274	<sup>b</sup> 1,289,386	657,416	1,621,758	323,745	774,175	1,440,236	24	2,602,919	2,214,411	24	35,715	13 4	63,220	4 7	
1858	213	<sup>a</sup> 295	<sup>b</sup> 1,487,034	<sup>c</sup> 729,581	2,476,515	277,113	794,740	2,013,400	INLAND PACKETS AND BOOK PARCELS.		3,483,209	2,808,140	.....	39,953	15 8	69,660	9 3
									Packets posted with the reduced rate of Postage in accordance with the 8th Clause 15-Vict., No. 12.	Packets and Book Parcels posted in accordance with the new Regulations, dated 1 April, 1857.							
1859	253	<sup>a</sup> 335	<sup>b</sup> 1,464,994	733,431	2,895,545	348,844	801,274	2,367,025	24,095	44,469	3,977,820	3,168,299	.....	44,889	12 9	71,805	13 10
									28,105	34,492							
1860	287	378	<sup>b</sup> 1,461,518	868,746	3,012,345	349,670	910,478	2,758,305	Foreign.		4,230,761	3,668,783	Packets, &c.	45,612	10 3	72,371	15 4
									8,348								
1861	340	424	<sup>b</sup> 1,982,498 <sup>a</sup> 9,569	866,466	3,150,196	352,801	867,879	2,516,366	24,455	47,085	4,369,463	3,384,245	105,338	48,167	18 6	81,185	4 0
									12,196								
1862	368	458	<sup>b</sup> 2,165,426 <sup>a</sup> 11,211½	945,246	3,750,879	396,420	932,861	2,528,075	24,789	69,689	5,092,545	3,460,936	170,782	56,305	5 3	81,514	7 11
									10,860								
1863	397	493	<sup>b</sup> 2,357,408 <sup>a</sup> 11,505	1,029,227	4,224,015	409,597	1,002,755	3,551,984	36,238	120,444	5,662,839	4,554,739	276,814	57,742	6 5	87,598	11 10
									14,100								
1864	419	514	<sup>b</sup> 2,362,456 <sup>a</sup> 11,112	1,069,387	4,433,411	460,764	1,101,597	3,498,480	40,269	221,293	5,963,562	4,600,077	287,540	67,722	0 1	88,695	15 2
									15,252								
									36,000	232,986							
									18,554								

<sup>a</sup>Temporary Clerks not included. <sup>b</sup>Number of Miles travelled by Mail Conveyance. <sup>c</sup>Inclusive of Book Packets. <sup>d</sup>Extent of Postal Lines. <sup>e</sup>Includes the sum of £26,462 7s. 8d. estimated as Outstanding Liabilities for the year.



## MONEYS PAID FOR IMMIGRATION.

No. 141.—DECENNIAL RETURN shewing the Amount of Money paid out of the Revenues of the Colony, on account of Immigration.

YEAR.	Bounties for the introduction of Immigrants by Private Individuals.	Gratuities to Surgeons-Superintendent, Masters, Officers, Overseers, and others.	Lodging, Maintenance, Conveyance, and other Expenses of Immigrants after arrival.	Salaries and Contingent Expenses of Agents for Immigration in the Colony.	Advances from the Colonial Treasury to the Land and Emigration Commissioners, including Premium on Bills of Exchange.	Remittances on account of Land and Immigration Deposits paid into the Colonial Treasury.	Immigration Remittances under the Regulations, including Commission on Collection and Refunds to Depositors.	Interest on Land and Immigration Deposits.	Expenses of Quarantine.	TOTAL OUTLAY.	Number of Immigrants the cost of whose introduction was paid by the Government.
	£ s. d.	£ s. d.	£ s. d.	£ s. d.	£ s. d.	£ s. d.	£ s. d.	£ s. d.	£ s. d.	£ s. d.	
1855	13,365 0 0	12,902 17 6	10,903 15 7	6,554 4 8	88,135 5 3	3,969 0 0	26,424 2 6	15 8 10	3,512 18 2	165,782 12 6	14,567
1856	8,289 0 0	6,806 17 10	6,503 3 4	6,589 13 10	71,200 0 0	523 3 8	19,359 1 3	1 11 1	1,376 5 7	120,648 16 7	7,210
1857	.....	8,489 18 0	2,169 10 1	2,668 19 10	110,551 11 3	.....	15,210 1 6	3 8 2	510 1 5	139,603 10 3	10,205
1858	1,449 0 0	6,099 3 0	2,738 3 7	2,835 8 5	52,465 5 10	.....	23,006 2 1	.....	1,866 13 10	90,459 16 9	6,916
1859	.....	5,747 13 6	1,708 11 1	2,681 4 2	50,477 5 0	.....	19,921 0 5	.....	1,069 10 1	81,605 4 3	5,114
1860	138 0 0	3,581 18 0	1,106 1 8	2,240 11 6	17,300 0 0	.....	4,055 10 8	.....	578 16 5	29,000 18 3	3,089
1861	138 0 0	1,985 8 0	367 3 11	{ 1,273 6 11 1,657 8 1 <sup>a</sup> }	11,300 0 0	.....	2,932 12 3	.....	379 16 6	20,033 15 8	1,589
1862	66 0 0	3,264 14 0	745 19 2	{ 1,649 10 5 3,203 1 1 <sup>a</sup> }	51,550 0 0	.....	2,506 12 10	.....	370 13 0	63,356 10 6	2,631
1863	.....	5,855 13 0	1,014 4 11	{ 1,955 10 0 202 0 2 <sup>b</sup> }	59,835 6 0	.....	14,297 0 6	.....	327 2 7	83,486 17 2	4,633
1864	.....	4,914 2 0	534 11 9	1,846 18 11	13,776 8 6 <sup>c</sup>	.....	4,489 16 5	.....	425 9 0	25,987 6 7	3,977

<sup>a</sup> Salaries and allowances of Messrs. Parkes and Dalley, Agents and Lecturers in the United Kingdom.

<sup>b</sup> Further expenses on account of Agents and Lecturers in England.

<sup>c</sup> Includes £8,023 8s. 6d. "Loans" under 25 Vict., No. 19.

## RECEIPTS AND DISBURSEMENTS.

No. 142.—GENERAL ACCOUNT CURRENT of the REVENUE and RECEIPTS of the Colony of New South Wales, and of their Expenditure, in the Year 1864.

Dr.

Cr.

RECEIPTS.	AMOUNT.		TOTAL.		DISBURSEMENTS.	AMOUNT.		TOTAL.	
	£	s. d.	£	s. d.		£	s. d.	£	s. d.
To Cash Balances at the Credit of the following Accounts, on the 31st December, 1863, viz. :—					By Balance at the Debit of the Consolidated Revenue Fund, on the 31st December, 1863 .. .. .			66,883	7 4
Loans' Account .. .. .	155,911	15 3			By Payments in the year 1864, under the following Accounts, viz. :—				
Clergy and School Lands' Revenue Account .. .. .	14,644	2 7			Consolidated Revenue Fund, Statement No. 2 .. .. .	1,845,477	18 5		
Police Reward Fund .. .. .	21,848	2 7			Loans' Account, Statement No. 3 .. .. .	464,656	3 3		
Police Superannuation Fund .. .. .	5,077	17 3			Clergy and School Lands' Revenue Account .. .. .	7,913	5 1		
Special Receipts' Account .. .. .	61,958	8 2			Police Reward Fund .. .. .	1,267	1 1		
Trust Moneys' Deposit Account .. .. .	53,040	8 0			Police Superannuation Fund .. .. .	4,995	5 10		
			312,480	13 10	Special Receipts' Account .. .. .	94,661	17 9		
To Receipts in the year 1864, as per the following Statements, viz. :—					Trust Moneys' Deposit Account .. .. .	85,723	10 9		
Consolidated Revenue Fund, Statement No. 1 .. .. .	1,661,805	16 9			Superannuation Fund, 27 Vict., No. 11 .. .. .	2,591	15 10	2,507,286	18 0
Loans' Account, Statement No. 3 .. .. .	290,982	18 1			By Transfer of Investment :—				
Clergy and School Lands' Revenue Account .. .. .	12,794	8 4			Police Reward Fund .. .. .			15,500	0 0
Police Reward Fund .. .. .	2,972	5 10			By Issues on Account :—				
Police Superannuation Fund .. .. .	3,850	17 3			Loans' Account .. .. .	70,716	13 8		
Special Receipts' Account .. .. .	85,195	4 0			Police Superannuation Fund .. .. .	14	3 8	70,730	17 4
Trust Moneys' Deposit Account .. .. .	67,333	4 8			By Cash Balances at the Credit of the following Accounts, on the 31st December, 1864, viz. :—				
Superannuation Fund, 27 Vict., No. 11 .. .. .	12,368	11 8	2,137,303	6 7	Clergy and School Lands' Revenue Account .. .. .	19,871	14 4		
To Transfer of Investment :—					Police Reward Fund .. .. .	8,067	11 0		
Police Superannuation Fund .. .. .			15,500	0 0	Police Superannuation Fund .. .. .	19,419	5 0		
To Issues on Account Adjusted :—					Special Receipts' Account .. .. .	52,491	14 5		
Balance of Adjustments over Advances to Public Officers, on the following Accounts, viz. :—					Trust Moneys' Deposit Account .. .. .	34,650	1 11		
Consolidated Revenue Fund, as per Account Current .. .. .	3,911	6 7			Superannuation Fund, 27 Vict., No. 11 .. .. .	9,776	15 10	144,277	2 6
Clergy and School Lands' Revenue Account .. .. .	346	8 6							
Police Reward Fund .. .. .	14	3 8	4,271	18 9					
By Balances at the Debit of the following Accounts, on the 31st December, 1864, viz. :—									
Consolidated Revenue Fund .. .. .	246,644	2 5							
Loans' Account .. .. .	88,478	3 7	335,122	6 0					
TOTAL .. .. .			£ 2,804,678	5 2	TOTAL .. .. .			£ 2,804,678	5 2

N.B.—The details of the several Accounts will be found in the Auditor General's Statements presented to Parliament.

## REVENUE AND RECEIPTS.

No. 143.—STATEMENT of the REVENUE and RECEIPTS of the Colony, in the Year 1864, compared with the Year 1863, shewing the INCREASE or DECREASE.

1-2A

NEW SOUTH WALES—1864.

185

HEAD OF REVENUE.	TOTAL, 1863.	AMOUNT, 1864.	TOTAL, 1864.	INCREASE.	DECREASE.
CONSOLIDATED REVENUE.	£ s. d.	£ s. d.	£ s. d.	£ s. d.	£ s. d.
<b>Customs—</b>					
Spirits .. .. .		319,398 13 0	} 538,445 13 6		} 77,562 18 7
Wine .. .. .		22,773 11 10			
Ale, Porter, and Beer of all sorts .. .. .		8,965 1 8			
Tobacco, Snuff, and Cigars .. .. .		68,000 7 9			
Tea .. .. .		45,068 15 4			
Sugar and Molasses .. .. .		54,848 3 10			
Coffee and Chicory .. .. .		8,998 8 4			
Opium .. .. .		6,282 5 10			
Ad Valorem Duties .. .. .		4,110 5 11			
	616,008 12 1				
Duty on Refined Sugar and Molasses .. .. .	14,536 13 4	15,900 0 0	15,900 0 0	1,313 6 8	
Duty on Spirits Distilled in the Colony .. .. .	35,650 13 7	10,085 8 6	10,085 8 6		25,565 5 1
<b>Gold Revenue—</b>					
Duty on Gold { Collected by the Collector of Customs .. .. .		2,375 0 8	} 35,823 2 0		} 8,546 18 3
{ Collected by the Deputy Master of the Royal Mint .. .. .		18,771 15 7			
Miners' Rights .. .. .		7,226 5 0			
Business Licenses .. .. .		961 10 0			
Leases of Auriferous Tracts .. .. .		1,075 0 0			
Fees for Escort and Conveyance of Gold, &c. . . . .		5,413 10 9			
	44,370 0 3				
Mint Receipts .. .. .	23,602 12 11	26,895 15 1	26,895 15 1	3,293 2 2	
<b>Land Revenue—</b>					
Land Sales { Auction Sales .. .. .		57,637 3 11	} 297,866 3 10		} 73,404 4 11
{ Selections .. .. .		13,402 16 0			
{ Conditional Purchases .. .. .		41,679 4 10			
Rents of Land .. .. .		89,918 6 3			
Quit Rents .. .. .		434 11 10			
Survey of Land .. .. .		13 5 0			
Increased Assessment and Rent of Runs, 22 Victoria, No. 17 .. .. .		90,433 2 0			
Licenses to cut Timber and make Bricks, &c., on Crown Lands .. .. .		2,231 5 0			
Mineral Leases .. .. .		927 11 6			
Miscellaneous .. .. .		1,188 17 6			
	371,270 8 9				
<b>Rents—Exclusive of Land—</b>					
Tolls and Ferries .. .. .		708 18 2	} 26,756 12 1	} 3,896 2 1	
Tolls (Main Roads Act, 1858) .. .. .		20,978 11 9			
Wharves .. .. .		3,463 4 6			
Military Canteen, Sydney .. .. .		52 0 0			
Government Buildings and Premises .. .. .		291 8 7			
Glebe Island Abattoirs .. .. .		1,104 0 10			
Glebe Island Bridge .. .. .		158 8 3			
	22,860 10 0				
Carried forward .. .. .	£ 1,128,349 10 11		951,772 15 0	8,502 10 11	185,079 6 10

No. 143.—REVENUE AND RECEIPTS—continued.

STATISTICS OF

HEAD OF REVENUE.	TOTAL, 1863.	AMOUNT, 1864.	TOTAL, 1864.	INCREASE.	DECREASE.
	£ s. d.	£ s. d.	£ s. d.	£ s. d.	£ s. d.
<b>CONSOLIDATED REVENUE—continued.</b>					
Brought forward .. .. .	1,128,349 10 11	.....	951,772 15 0	8,502 10 11	185,079 6 10
<b>Licenses—</b>					
To Wholesale Spirit Dealers .. .. .	.....	5,990 0 0	}	}	
To Auctioneers .. .. .	.....	1,435 2 0			
To Bonded Storekeepers .. .. .	.....	3,597 1 10			
To Retail Fermented and Spirituous Liquors .. .. .	.....	59,764 4 5			
Billiard and Bagatelle .. .. .	.....	2,605 0 0			
To Distillers and Rectifiers .. .. .	.....	60 0 0			
To Hawkers and Pedlers .. .. .	.....	604 14 4			
To Pawnbrokers .. .. .	.....	280 0 0			
Colonial Wine, Cider, and Perry .. .. .	.....	67 0 0			
All other Licenses .. .. .	.....	462 18 0			
	74,696 12 0		74,866 0 7	169 8 7	.....
Postage .. .. .	57,742 6 5	67,722 0 0	67,722 0 0	9,979 13 7	.....
<b>Fines and Forfeitures—</b>					
Sheriff .. .. .	.....	553 5 8	}	}	
Courts of Petty Sessions .. .. .	.....	3,037 18 6			
Water Police Court .. .. .	.....	212 16 2			
For the unauthorized Occupation of Crown Lands .. .. .	.....	560 18 3			
Crown's Share of Seizures by the Departments of Customs and Distilleries .. .. .	.....	56 4 8			
Proceeds of Sale of Confiscated and Unclaimed Property .. .. .	.....	406 6 3			
Other Fines .. .. .	.....	180 16 1			
	5,270 5 8				
<b>Fees of Office—</b>					
On Commissions to Public Officers .. .. .	.....	15 15 0	}	}	
On Certificates of Naturalization .. .. .	.....	123 14 0			
On the Preparation and Enrolment of Title Deeds .. .. .	.....	2,249 5 0			
Registrar General .. .. .	.....	3,169 3 10			
Prothonotary of Supreme Court .. .. .	.....	2,595 5 7			
Master in Equity .. .. .	.....	1,103 6 2			
Curator of Intestate Estates .. .. .	.....	246 13 5			
Insolvent Court .. .. .	.....	1,761 16 6			
Sheriff .. .. .	.....	657 17 3			
District Courts .. .. .	.....	4,896 1 4			
Courts of Petty Sessions .. .. .	.....	2,560 14 0			
Water Police Court .. .. .	.....	578 13 8			
Shipping Masters .. .. .	.....	2,876 15 9			
Steam Navigation Board .. .. .	.....	281 0 0			
Court of Claims .. .. .	.....	37 7 0			
Under Gold Fields Act .. .. .	.....	45 0 0			
Slaughtering Fees, Glebe Island Abattoirs .. .. .	.....	1,082 7 9			
Other Fees .. .. .	.....	418 2 0			
	25,662 6 3		24,698 18 3	.....	963 8 0
Carried forward .. .. .	£ 1,291,721 1 3		1,124,067 19 5	18,651 13 1	186,304 14 11

No. 143.—REVENUE AND RECEIPTS—continued.

HEAD OF REVENUE.	TOTAL, 1863.	AMOUNT, 1864.	TOTAL, 1864.	INCREASE.	DECREASE.
	£ s. d.	£ s. d.	£ s. d.	£ s. d.	£ s. d.
<b>CONSOLIDATED REVENUE—continued.</b>					
Brought forward .. .. .	1,291,721 1 3	.....	1,124,067 19 5	13,651 13 1	186,304 14 11
Railways—					
Railway Tolls .. .. .	.....	144,960 14 1			
Railway Miscellaneous Receipts—					
Sale of Property .. .. .	.....	234 19 4	145,812 19 1	16,344 0 8	.....
Advertising in Carriages .. .. .	.....	259 13 1			
Rents .. .. .	.....	97 14 9			
Hire of Machinery .. .. .	.....	205 15 9			
Fines, &c. .. .. .	.....	6 9 6			
Unclaimed Wages .. .. .	.....	41 13 11			
Other Miscellaneous Receipts .. .. .	.....	5 18 8			
	129,468 18 5				
Electric Telegraph Receipts .. .. .	31,904 15 2	30,753 4 4	30,753 4 4	.....	1,151 10 10
Miscellaneous Receipts .. .. .	56,323 6 7	39,723 10 11	39,723 10 11	.....	16,594 15 8
Pilotage—					
Port Jackson .. .. .	.....	8,395 5 8	14,991 12 9	2,090 8 9	.....
Out Ports .. .. .	.....	6,593 7 1			
	12,901 4 0				
Harbour Dues .. .. .	1,459 3 4	1,544 7 2	1,544 7 2	85 3 10	.....
Tonnage Dues, Newcastle, Wollongong, and Kiama .. .. .	3,539 2 0	4,792 1 9	4,792 1 9	1,252 19 9	.....
Fees on Certificates of Competency to Masters of Vessels .. .. .	442 6 0	625 10 0	625 10 0	183 4 0	.....
Commission on Money Orders .. .. .	567 4 0	1,201 6 6	1,201 6 6	634 2 6	.....
Rates under the Chinese Immigrants Regulation and Restriction Act of 1861 .. .. .	260 0 0	250 0 0	250 0 0	.....	10 0 0
Interest on City Debentures .. .. .	5,000 0 0	15,000 0 0	15,000 0 0	10,000 0 0	.....
Proceeds of Treasury Bills, inclusive of £100,000 received under a contract made with the Bank of New South Wales, pursuant to clause 12 of the Treasury Bills Act, 27 Vict., No. 8 .. .. .	.....	270,543 4 5	270,543 4 5	270,543 4 5	.....
Interest accrued on Treasury Bills at date of sale .. .. .	.....	2,137 6 4	2,137 6 4	2,137 6 4	.....
Collections under the Scab in Sheep Act of 1863, 27 Victoria, No. 6 .. .. .	.....	9,630 16 6	9,630 16 6	9,630 16 6	.....
Schedule C—					
Revenue derived from the Bishopthorpe Estate .. .. .	600 0 0	726 17 7	726 17 7	126 17 7	.....
<b>TOTAL, CONSOLIDATED REVENUE .. .. .</b>	<b>£ 1,534,187 0 9</b>	<b>.....</b>	<b>1,661,805 16 9</b>	<b>331,679 17 5</b>	<b>204,061 1 5</b>
Police Reward Fund .. .. .	3,297 6 4	2,972 5 10	2,972 5 10	.....	325 0 6
Police Superannuation Fund .. .. .	3,359 17 3	3,850 17 3	3,850 17 3	491 0 0	.....
Superannuation Fund, 27 Victoria, No. 11 .. .. .	.....	12,368 11 8	12,368 11 8	12,368 11 8	.....
Loans—					
25 Victoria, No. 19 .. .. .	649,116 5 4	290,982 18 1	290,982 18 1	.....	358,133 7 3
Assessment on Sheep Account .. .. .	35 19 4	.....	.....	.....	35 19 4
Church and School Estates Fund—					
Leases and Licenses to occupy Lands .. .. .	9,166 15 4	12,794 8 4	12,794 8 4	3,627 13 0	.....
<b>TOTAL, REVENUE AND RECEIPTS .. .. .</b>	<b>£ 2,199,163 4 4</b>	<b>.....</b>	<b>1,984,774 17 11</b>	<b>348,167 2 1</b>	<b>562,555 8 6</b>

NEW SOUTH WALES—1864.

## EXPENDITURE UNDER SCHEDULES A, B, &amp; C.

No. 144.—STATEMENT shewing the EXPENDITURE under the SCHEDULES A, B, and C, annexed to the Act 18 and 19 Victoria, cap. 54, on Account of the Year 1864.

APPROPRIATION.		EXPENDITURE.		UNEXPENDED BALANCE.								
		£ s. d.	£ s. d.	£ s. d.								
<b>SCHEDULE A.</b>												
His Excellency the Governor-in-Chief .. .. .	7,000 0 0	His Excellency the Governor-in-Chief .. .. .	7,000 0 0	.....								
Governor's Private Secretary .. .. .	400 0 0	Governor's Private Secretary .. .. .	400 0 0	.....								
	7,400 0 0		7,400 0 0	.....								
Chief Justice .. .. .	2,000 0 0	Chief Justice .. .. .	1,833 6 8	166 13 4								
Puisne Judges (two) .. .. .	3,000 0 0	Puisne Judges (two) .. .. .	2,750 0 0	250 0 0								
Judge, Moreton Bay .. .. .	1,500 0 0	Judge, Moreton Bay .. .. .	..... <sup>a</sup>	1,500 0 0								
Master in Equity and Curator of Intestate Estates, and Chief Commissioner of Insolvent Estates.	1,000 0 0	Master in Equity, &c. .. .. .	..... <sup>b</sup>	1,000 0 0								
Chairman of Quarter Sessions and Commissioner of the Courts of Requests.	800 0 0	Chairman of Quarter Sessions, &c. .. .. .	..... <sup>c</sup>	800 0 0								
	8,300 0 0		4,583 6 8	3,716 13 4								
Colonial Secretary .. .. .	2,000 0 0	Colonial Secretary .. .. .	2,000 0 0	.....								
Colonial Treasurer .. .. .	1,250 0 0	Colonial Treasurer .. .. .	1,250 0 0	.....								
Attorney General .. .. .	1,500 0 0	Attorney General .. .. .	1,500 0 0	.....								
Solicitor General .. .. .	1,000 0 0	Solicitor General .. .. .	1,000 0 0	.....								
Auditor General .. .. .	900 0 0	Auditor General .. .. .	897 0 0	3 0 0								
	6,650 0 0		6,647 0 0	3 0 0								
<b>SCHEDULE B.</b>												
Pensions to Judges .. .. .	4,550 0 0	Pensions to Judges .. .. .	1,575 0 0	<sup>d</sup> 2,975 0 0								
Pensions to Political Officers .. .. .	5,900 0 0	Pensions to Political Officers .. .. .	4,441 13 4	<sup>e</sup> 1,458 6 8								
Pensions to Superannuated Officers and others.	3,500 0 0	Pensions to Superannuated Officers and others.	2,911 6 0	<sup>f</sup> 588 14 0								
	13,950 0 0		8,927 19 4	5,022 0 8								
<b>SCHEDULE C.</b>												
Church of England .. .. .	14,634 6 5	Church of England .. .. .	13,640 1 3	994 5 2								
Presbyterian Church .. .. .	2,852 15 11	Presbyterian Church .. .. .	2,614 6 8	238 9 3								
Wesleyan Methodist Church .. .. .	1,572 10 6	Wesleyan Methodist Church .. .. .	1,179 7 9	393 2 9								
Roman Catholic Church .. .. .	8,940 7 2	Roman Catholic Church .. .. .	7,325 12 4	1,614 14 10								
	£28,000 0 0		24,759 8 0	<sup>h</sup> 3,240 12 0								
<p><sup>a</sup> Reverted to the "Consolidated Revenue Fund"—Ceased to be a charge upon the Government of New South Wales, on the erection of the Colony of Queensland, 1st December, 1859.</p> <p><sup>b</sup> Ditto ditto —Salary of Master in Equity lapsed from 1st January, 1856, by the appointment of S. F. Milford, Esq., as Puisne Judge.</p> <p><sup>c</sup> Ditto ditto —Salary of Chairman of Quarter Sessions lapsed, by the appointment of Thomas Callaghan, Esq., to that office, in the room of Alfred Cheeke, Esq.</p> <p><sup>d</sup> Of this amount, £2,450 reverted to the "Consolidated Revenue Fund."</p> <p><sup>e</sup> Of this amount, £1,000 reverted to the "Consolidated Revenue Fund."—Lapsed by the death of C. D. Riddell, Esq., formerly Colonial Treasurer.</p> <p><sup>f</sup> Of this amount, 3s. 7d. reverted to the "Consolidated Revenue Fund."</p> <p><sup>g</sup> The Revenue derived from Bishopthorpe Estate, viz., £506 4s. 2d., is not included.</p> <p><sup>h</sup> Of this amount, the following sums reverted to the "Consolidated Revenue Fund," under the operation of the Act 26 Victoria, No. 19, viz.:—</p> <table style="margin-left: auto; margin-right: auto;"> <tr> <td>Church of England .. .. .</td> <td>£ 239 13 9</td> </tr> <tr> <td>Presbyterian Church .. .. .</td> <td>0 15 11</td> </tr> <tr> <td>Wesleyan Methodist Church .. .. .</td> <td>0 0 2</td> </tr> <tr> <td>Roman Catholic Church .. .. .</td> <td>380 1 4</td> </tr> </table>					Church of England .. .. .	£ 239 13 9	Presbyterian Church .. .. .	0 15 11	Wesleyan Methodist Church .. .. .	0 0 2	Roman Catholic Church .. .. .	380 1 4
Church of England .. .. .	£ 239 13 9											
Presbyterian Church .. .. .	0 15 11											
Wesleyan Methodist Church .. .. .	0 0 2											
Roman Catholic Church .. .. .	380 1 4											

DISBURSEMENTS.

No. 145.—STATEMENT of DISBURSEMENTS, in the Year 1864, out of the Consolidated Revenue Fund.

HEAD OF SERVICE.	SALARIES.	CONTINGENCIES.	TOTAL.	
	£ s. d.	£ s. d.	£ s. d.	
<b>I.—SCHEDULES TO IMPERIAL ACT 18 &amp; 19 VICT., CAP. 54.<sup>a</sup></b>				
Schedule A .. .. .		18,630 6 8	55,950 12 10	
Schedule B .. .. .		9,701 7 4		
Schedule C .. .. .		27,618 18 10		
TOTAL, SCHEDULES A, B, AND C <sup>b</sup> .. .. .	£	55,950 12 10	55,950 12 10	
<b>SUPPLEMENTS TO SCHEDULES A &amp; B.</b>				
<b>Schedule A—</b>				
Chief Justice, 20 Victoria, No. 5 .. .. .		550 0 0	1,716 13 4	
Puisne Judges, ditto .. .. .		916 13 4		
Colonial Treasurer, 20 Victoria, No. 18 .. .. .		250 0 0		
<b>Schedule B—</b>				
Lady Forbes, Widow of Sir Francis Forbes, formerly Chief Justice .. .. .		150 0 0	1,978 2 9	
Lady Dowling, Widow of Sir James Dowling, late Chief Justice .. .. .		200 0 0		
Lady Mitchell, Widow of the late Sir Thomas Mitchell, Surveyor General .. .. .		183 6 8		
Mrs. Anne Kinchela, Widow of the late Mr. Justice Kinchela .. .. .		125 0 0		
Mrs. Anne Petrie, daughter of the late Captain Flinders, R.N. .. .. .		100 0 0		
Mr. E. R. Stack, late Master of the Benevolent Asylum .. .. .		100 0 0		
William Bland, in consideration of Public Services .. .. .		300 0 0		
A. W. Rolleston, late Landing Waiter, Customs .. .. .		15 6 6		
William Macpherson, late Clerk of the Legislative Council .. .. .		9 18 6		
G. N. Russell, late Tide Waiter, Customs .. .. .		29 5 9		
James Bean, late Messenger, Surveyor General's Office .. .. .		26 18 1		
F. Short, late Storehouseman in the Colonial Storekeeper's Department .. .. .		35 15 11		
Samuel Raymond, late Prothonotary of the Supreme Court and Curator of Intestate Estates .. .. .		148 19 3		
Patrick Plunkett, late Police Magistrate, Goulburn .. .. .		113 1 0		
Thomas Easton, late Foreman of Works, Fitzroy Dry Dock .. .. .		84 10 4		
Christopher M'Donald, late Turnkey, Maitland Gaol .. .. .		25 13 6		
Michael O'Beirne, late Messenger, Sheriff's Department .. .. .		19 9 3		
James Riley, late Sheriff's Bailiff at Goulburn .. .. .		32 11 9		
Margaret Forster, late Matron, Goulburn Gaol .. .. .		10 19 3		
H. Anderson, late Landing Waiter, Customs .. .. .		58 18 3		
Michael Coogan, late Night Watchman at the Parliamentary Buildings .. .. .		40 2 2		
W. J. Petit, late Principal Light Keeper, Light-ship "Bramble" .. .. .		59 0 1		
Thomas M. Wright, late Clerk of Petty Sessions, Tenterfield .. .. .		39 8 8		
C. Lovett, Widow of the late J. Lovett, Pilot and Coxswain of the Life-boat, Newcastle .. .. .		69 17 10		
TOTAL, SUPPLEMENTS TO SCHEDULES A & B .. .. .	£	3,694 16 1		3,694 16 1
<b>II.—EXECUTIVE AND LEGISLATIVE.</b>				
His Excellency the Governor-in-Chief .. .. .	864 17 10	366 9 4	1,231 7 2	
Executive Council .. .. .	607 18 4	106 8 10	714 7 2	
Legislative Council .. .. .	5,314 7 11	355 5 5	5,669 13 4	
Legislative Assembly .. .. .	6,299 14 5	678 8 3	6,978 2 8	
Legislative Council and Assembly .. .. .	644 2 8	207 16 4	851 19 0	
Parliamentary Library .. .. .	897 0 0	376 18 0	1,273 18 0	
TOTAL, EXECUTIVE AND LEGISLATIVE .. .. .	£	14,628 1 2	16,719 7 4	
<b>III.—THE PRINCIPAL SECRETARY.</b>				
Principal Secretary .. .. .	4,665 3 3	5 1 10	4,670 5 1	
Registrar General .. .. .	6,554 14 2	3,534 17 8	10,139 11 10	
<b>Educational—</b>				
National Schools .. .. .		35,033 19 2	35,033 19 2	
Denominational Schools .. .. .		47,947 2 4	47,947 2 4	
Protestant Orphan School .. .. .	1,138 9 0	1,696 18 9	2,835 7 9	
Roman Catholic Orphan School .. .. .	980 11 2	2,585 4 0	3,565 15 2	
Endowment of the University of Sydney, 14 Victoria, No. 31 .. .. .		5,000 0 0	5,000 0 0	
Endowment of St. Paul's College, 18 Victoria, No. 37 .. .. .		500 0 0	500 0 0	
Endowment of St. John's College, 18 Victoria, No. 37 .. .. .		500 0 0	500 0 0	
Endowment of the Sydney Grammar School, 18 Victoria .. .. .		1,500 0 0	1,500 0 0	
<b>Police under the Police Regulation Act, 25 Victoria, No. 16—</b>				
<b>Executive—</b>				
Inspector General .. .. .	2,570 16 8	65,987 3 2	225,545 0 6	
Constabulary .. .. .	120,846 3 8			
Detective .. .. .	2,695 19 0			
<b>Judicial—</b>				
Police Magistrates .. .. .	17,138 4 7	386 3 8		
Police Clerks and Clerks of Petty Sessions .. .. .	15,920 9 9			
Police—(Arrears) .. .. .	81 14 4	2,380 14 4		2,462 8 8
Carried forward .. .. .	£	172,592 5 7		167,107 4 11
				339,699 10 6

<sup>a</sup> Vide page 183.

<sup>b</sup> The details of these payments will be found in the Auditor General's Statements presented to Parliament.

HEAD OF SERVICE.	SALARIES.			CONTINGENCIES.			TOTAL.			
	£	s.	d.	£	s.	d.	£	s.	d.	
III.—THE PRINCIPAL SECRETARY—continued.										
Brought forward .. .. .	172,592	5	7	167,107	4	11	339,699	10	6	
Gaols and Penal Establishments—										
Sydney .. .. .	6,678	8	4	3,359	1	3	10,037	9	7	
Parramatta .. .. .	4,368	2	0	2,248	14	8	6,616	16	8	
Bathurst .. .. .	1,556	5	5	781	2	0	2,337	7	5	
Maitland .. .. .	1,444	19	3	1,013	19	3	2,458	18	6	
Goulburn .. .. .	1,755	7	9	671	11	2	2,426	18	11	
Berrima .. .. .	2,482	16	7	896	7	0	3,379	3	7	
Yass .. .. .	723	13	4	216	4	11	944	18	3	
Wollongong .. .. .	497	10	0	341	16	1	839	6	1	
Albury .. .. .	563	16	8	612	15	7	1,176	12	3	
Gundagai .. .. .	137	5	0	.....	.....	.....	137	5	0	
Tamworth .. .. .	256	4	0	.....	.....	.....	256	4	0	
Braidwood .. .. .	633	17	6	323	16	2	957	13	8	
Mudgee .. .. .	753	12	2	361	1	10	1,114	14	0	
Grafton .. .. .	377	18	0	93	18	8	471	16	8	
Orange .. .. .	256	4	0	.....	.....	.....	256	4	0	
Deniliquin .. .. .	531	2	4	248	18	2	780	0	6	
Armidale .. .. .	377	18	0	191	2	7	569	0	7	
Eden .. .. .	377	18	0	84	13	8	462	11	8	
Wagga Wagga .. .. .	496	17	0	134	4	3	631	1	3	
Windsor .. .. .	318	4	11	79	11	10	397	16	9	
Tenterfield .. .. .	90	0	11	.....	.....	.....	90	0	11	
Wellington .. .. .	108	5	6	.....	.....	.....	108	5	6	
Other Gaols, Country Districts .. .. .	228	13	0	1,406	1	5	1,634	14	5	
Hulk "Harmony" .. .. .	62	12	7	453	14	6	521	7	1	
Cockatoo Island .. .. .	5,120	6	3	2,201	15	6	7,322	1	9	
Visiting Justice, Gaol, Sydney, and Penal Establishment, Cockatoo Island .. .. .	199	6	8	.....	.....	.....	199	6	8	
Observatory .. .. .	1,503	0	10	229	19	1	1,732	19	11	
Museum—Curator .. .. .	250	0	0	.....	.....	.....	250	0	0	
Colonial Agent .. .. .	1,000	0	0	300	0	0	1,300	0	0	
Medical—										
Medical Board .. .. .	44	0	0	.....	.....	.....	44	0	0	
Vaccine Establishments .. .. .	2,645	13	5	22	1	8	2,667	15	1	
Lunatic Asylums—										
Allowance to Medical Board .. .. .	240	0	0	.....	.....	.....	240	0	0	
Tarban Creek .. .. .	3,588	14	2	6,321	12	9	9,910	6	11	
Parramatta .. .. .	3,687	7	1	6,166	19	9	9,854	6	10	
Auditor General .. .. .	4,687	17	9	69	0	0	4,756	17	9	
Military—										
Infantry .. .. .	.....	.....	.....	3,621	12	9	7,224	15	5	
Artillery .. .. .	.....	.....	.....	3,603	2	8				
Volunteer Corps .. .. .	.....	.....	.....	4,187	4	0	4,187	4	0	
Naval Brigade .. .. .	.....	.....	.....	918	11	10	918	11	10	
Asylums for the Infirm and Destitute .. .. .	.....	.....	.....	9,308	16	6	9,308	16	6	
Grants in aid of Public Institutions .. .. .	.....	.....	.....	3,419	6	0	3,419	6	0	
Charitable Allowances .. .. .	.....	.....	.....	30,435	4	4	30,435	4	4	
Municipal Institutions—										
City of Sydney—in aid of the City Funds .. .. .	.....	.....	.....	15,000	0	0	15,000	0	0	
Preliminary Expenses of Municipal Institutions, 22 Vict., No. 13 .. .. .	.....	.....	.....	74	5	5	20,941	7	10	
Endowment of Municipal Institutions, 22 Vict., No. 13 .. .. .	.....	.....	.....	20,867	2	5				
Miscellaneous .. .. .	.....	.....	.....	13,283	9	4	13,283	9	4	
TOTAL, THE PRINCIPAL SECRETARY .. .. .	£	220,646	4	0	300,661	3	11	521,307	7	11
IV.—ADMINISTRATION OF JUSTICE.										
Law Officers .. .. .	3,945	11	2	557	9	5	4,503	0	7	
Supreme and Circuit Courts .. .. .	5,331	6	2	5,545	19	11	10,877	6	1	
Sheriff .. .. .	4,308	10	5	2,324	0	3	6,632	10	8	
Insolvent Court .. .. .	2,447	13	4	.....	.....	.....	2,447	13	4	
District Courts .. .. .	14,598	11	2	2,743	0	4	17,341	11	6	
Quarter Sessions .. .. .	3,792	13	7	7,504	19	0	11,297	12	7	
Coroners .. .. .	491	17	4	2,889	18	9	3,381	16	1	
Court of Claims .. .. .	.....	.....	.....	145	4	0	145	4	0	
Miscellaneous .. .. .	.....	.....	.....	11,407	17	2	11,407	17	2	
TOTAL, ADMINISTRATION OF JUSTICE .. .. .	£	34,916	3	2	33,118	8	10	68,034	12	0
V.—TREASURER AND SECRETARY FOR FINANCE AND TRADE.										
Treasury .. .. .	6,702	12	3	32	7	8	6,734	19	11	
Customs .. .. .	21,785	3	6	3,193	0	0	24,978	3	6	
Distilleries and Refineries .. .. .	2,556	3	4	110	17	0	2,667	0	4	
Mint—										
Expenditure at Sydney .. .. .	8,579	18	11	3,856	18	6	18,185	0	10	
Remittances to the Master of the Royal Mint, London .. .. .	.....	.....	.....	5,748	3	5				
Gold Receivers .. .. .	383	15	0	.....	.....	.....	383	15	0	
Postal Establishment and Services—										
Post Office .. .. .	27,162	15	8	2,005	5	0	110,826	18	7	
Conveyance of Mails .. .. .	.....	.....	.....	53,928	4	2				
Steam Postal Communication with Great Britain, <i>via</i> Suez, 19 Victoria, No. 29.. .. .	.....	.....	.....	22,730	13	9				
Carried forward .. .. .	£	67,170	8	8	96,605	9	6	163,775	18	2



NEW SOUTH WALES—1864.

No. 145.—DISBURSEMENTS—*continued.*

HEAD OF SERVICE.	SALARIES.	CONTINGENCIES.	TOTAL.
<b>V.—TREASURER AND SECRETARY FOR FINANCE AND TRADE—<i>continued.</i></b>			
	£ s. d.	£ s. d.	£ s. d.
Brought forward .. .. .	67,170 8 8	96,605 9 6	163,775 18 2
Money Order Department .. .. .	1,634 11 7	330 3 5	1,964 15 0
Stores and Stationery—			
Departmental Expenses .. .. .	1,069 19 2	96 13 4	1,166 12 6
Police Department .. .. .		42,588 19 8	
Stores and Stationery for the Public Service generally .. .. .		7 19 0	
Packing and other Expenses .. .. .		1,002 13 3	
Conveyance of Stores .. .. .		2,604 9 11	
Fuel and Light .. .. .			57,905 17 0
Arms, Ammunition, Accoutrements, and spare Fittings procured from England .. .. .		11,701 15 2	
Printing, Bookbinding, and Postage Stamp Department—			
Printing and Bookbinding .. .. .	1,914 10 0	14,913 17 1	16,828 7 1
Postage Stamps .. .. .	470 15 0	339 3 5	809 18 5
Gunpowder Magazine .. .. .	539 15 4	277 16 10	817 12 2
Health Officers .. .. .	839 5 4		839 5 4
Quarantine .. .. .	299 10 0	125 19 0	425 9 0
Shipping Masters .. .. .	1,144 18 4	2 0 0	1,146 18 4
Glebe Island Abattoirs .. .. .	598 13 4	227 14 9	826 8 1
Harbours, Light Houses, and Pilot Department .. .. .	19,512 18 4	3,142 8 0	22,655 6 4
Miscellaneous .. .. .		25,128 0 0	25,128 0 0
<b>TOTAL, TREASURER AND SECRETARY FOR FINANCE AND TRADE..£</b>	<b>95,195 5 1</b>	<b>199,095 2 4</b>	<b>294,290 7 5</b>
<b>VI.—SECRETARY FOR LANDS.</b>			
Department of Lands .. .. .	5,465 6 8	24 1 0	5,489 7 8
Survey of Lands .. .. .	33,774 2 8	30,316 14 6	64,090 17 2
Sale of Land .. .. .		7,725 10 7	7,725 10 7
Occupation of Land .. .. .	9,815 15 3	1,735 19 6	11,551 14 9
Assisted Immigration .. .. .		10,664 2 0	10,664 2 0
Immigration .. .. .	1,611 4 8	701 15 3	2,312 19 11
Gold Fields .. .. .	10,746 19 2	3,023 17 11	13,775 17 1
Gold Escort and Conveyance .. .. .		451 8 2	451 8 2
Management of Alpacas .. .. .	741 8 10	181 13 0	923 1 10
Coal Fields .. .. .	1,730 0 0	212 2 2	1,942 2 2
Botanic Gardens, Sydney .. .. .	855 10 0	2,906 18 10	3,762 8 10
Government Domains and Hyde Park .. .. .	253 6 0	3,602 16 11	3,856 2 11
Roads other than Main Roads:—			
Management .. .. .	379 3 4	145 1 0	524 4 4
Construction and Maintenance .. .. .		96,400 10 2	96,400 10 2
Aborigines .. .. .		225 13 4	225 13 4
Miscellaneous .. .. .		14,454 18 11	14,454 18 11
<b>TOTAL, SECRETARY FOR LANDS .. .. .£</b>	<b>65,372 16 7</b>	<b>172,778 3 3</b>	<b>238,150 19 10</b>
<b>VII.—SECRETARY FOR PUBLIC WORKS.</b>			
Department of Public Works .. .. .	3,453 7 11	670 4 11	4,123 12 10
Railways—			
General Establishment .. .. .	2,875 16 0	187 11 2	
Works in Progress—Establishment .. .. .	5,220 17 2	838 8 0	112,238 0 11
Existing Lines—Working Expenses .. .. .		103,115 8 7	
Harbours and River Navigation .. .. .	9,029 6 8	5,203 16 1	14,233 2 9
Roads—			
General Establishment .. .. .	2,032 3 4	735 1 3	
Field Establishment .. .. .		7,882 10 4	10,649 14 11
Public Works and Buildings .. .. .		43,219 8 1	43,219 8 1
Roads, Bridges, and Ferries .. .. .		122,792 0 0	122,792 0 0
Colonial Architect .. .. .	5,093 16 1	482 16 1	5,576 12 2
Fortifications .. .. .	345 16 8	4 12 5	350 9 1
Electric Telegraph Branch .. .. .	15,370 9 4	7,377 3 4	22,747 12 8
Fitz Roy Dock Establishment .. .. .	2,795 13 7	2,835 13 4	5,631 11 11
Miscellaneous .. .. .		105 13 0	105 13 0
<b>TOTAL, SECRETARY FOR PUBLIC WORKS..£</b>	<b>46,217 6 9</b>	<b>295,450 11 7</b>	<b>341,667 18 4</b>
<b>VIII.—UNCLASSIFIED EXPENDITURE.</b>			
Interest on Loans—			
On Debentures .. .. .		245,585 10 4	
On Treasury Bills .. .. .		1,825 7 8	
On Moneys advanced by the Government Banking Agents—			252,609 7 8
By the Oriental Bank Corporation, London .. .. .		3,982 6 9	
By the Bank of New South Wales, Sydney .. .. .		1,216 2 11	
Charges on Collections .. .. .		1,822 5 7	1,822 5 7
Revenue and Receipts returned .. .. .		49,968 15 8	49,968 15 8
Arrear Charge against Schedule A, Part 3, the Balance having been transferred to the Consolidated Revenue Fund in 1856 .. .. .		1,261 7 9	1,261 7 9
<b>TOTAL, UNCLASSIFIED EXPENDITURE .. .. .£</b>	<b>.....</b>	<b>305,661 16 8</b>	<b>305,661 16 8</b>
<b>GROSS TOTAL .. .. .£</b>	<b>476,975 16 9</b>	<b>1,368,502 1 8</b>	<b>1,845,477 18 5</b>

No. 146.—ABSTRACT OF DISBURSEMENTS in the Year 1864, out of the CONSOLIDATED REVENUE FUND, as detailed in the foregoing Statement.

HEAD OF SERVICE.		AMOUNT.	
		£	s. d.
I.—SCHEDULES TO IMPERIAL ACT 18 & 19 VICTORIAE, CAP. 54	.. .. .	55,950	12 10
SUPPLEMENTS TO SCHEDULES A & B..	.. .. .	3,694	16 1
II.—EXECUTIVE AND LEGISLATIVE ..	.. .. .	16,719	7 4
III.—THE PRINCIPAL SECRETARY ..	.. .. .	521,307	7 11
IV.—ADMINISTRATION OF JUSTICE ..	.. .. .	68,034	12 0
V.—TREASURER AND SECRETARY FOR FINANCE AND TRADE ..	.. .. .	294,290	7 5
VI.—SECRETARY FOR LANDS..	.. .. .	238,160	19 10
VII.—SECRETARY FOR PUBLIC WORKS ..	.. .. .	341,667	18 4
		1,539,816	1 9
UNCLASSIFIED EXPENDITURE:—		£	s. d.
Interest on Loans ..	.. .. .	252,609	7 8
Charges on Collections..	.. .. .	1,822	5 7
Revenue and Receipts returned	.. .. .	49,968	15 8
Arrear Charges against Schedule A, Part 3	.. .. .	1,261	7 9
		305,661	16 8
TOTAL, DISBURSEMENTS ..	.. .. .	£ 1,845,477	18 5

### MILITARY EXPENDITURE.

No. 147.—DETAILS of EXPENDITURE incurred by the COLONY, in the Year 1864, on account of its DEFENCE, and for MILITARY and NAVAL SERVICES.

PARTICULARS.		AMOUNT.	
<b>MILITARY.</b>			
ALLOWANCES, &c.		£	s. d.
Military—General Service ..	.. .. .	3,621	12 9
Royal Artillery—Pay and Allowance ..	.. .. .	3,603	2 8
Governor's Aid-de-Camp and Orderlies ..	.. .. .	816	7 2
Sappers and Miners employed in the Sydney Branch of the Royal Mint ..	.. .. .	2,331	16 3
			10,372 18 10
DEFENCES, &c.			
Fortifications—Salaries of Foreman of Works and Boatmen ..	.. .. .	350	9 1
Repairs and Alterations to Military Buildings ..	.. .. .	660	18 0
Gunpowder Magazine—Spectacle Island ..	.. .. .	1,736	0 0
Ordnance Stores, &c... ..	.. .. .	175	16 6
			2,923 3 7
TOTAL, MILITARY..		.....	13,296 2 5
<b>VOLUNTEER CORPS AND NAVAL BRIGADE.</b>			
Volunteer Corps ..	.. .. .	.....	4,187 4 0
Naval Brigade ..	.. .. .	.....	918 11 10
GENERAL TOTAL ..		£	18,401 18 3

NEW SOUTH WALES—1864.

MILITARY EXPENDITURE—continued.

No. 148.—DETAILS of EXPENDITURE incurred by the IMPERIAL GOVERNMENT, for the Year 1864, on account of MILITARY and NAVAL PROTECTION in aid of the CIVIL ESTABLISHMENT.

PARTICULARS.										AMOUNT.					
<b>MILITARY.</b>										£ s. d.			£ s. d.		
Pay, &c.	{	Regimental	..	..	..	..	..	..	..	4,900	0	0	6,760	0	0
		Staff and Departments	..	..	..	..	..	..	..	1,860	0	0			
Land and Water Transport	..	..	..	..	..	..	..	..	..	1,500	0	0	4,588	0	0
Contingent Expenses	..	..	..	..	..	..	..	..	..	250	0	0			
Provisions, Forage, Fuel, and Light	..	..	..	..	..	..	..	..	..	2,598	0	0			
Supplies to Military Hospitals	..	..	..	..	..	..	..	..	..	240	0	0			
TOTAL, MILITARY										.....			11,348 0 0		
<b>NAVAL.</b>															
Pay, &c., to H.M. Ships of War	..	..	..	..	..	..	..	..	..	20,156	0	0	24,989	0	0
Provisions, &c., supplied to ditto	..	..	..	..	..	..	..	..	..	4,833	0	0			
TOTAL, NAVAL										.....			24,989 0 0		
GENERAL TOTAL										£			36,337 0 0		

COLONIAL CONVICT EXPENDITURE.

No. 149.—RETURN shewing the TOTAL EXPENSE for the Superintendence, Lodging, Clothing, and Maintenance of Convicts in the service of the Colonial Government, in the Year 1864.

WHERE STATIONED.	ON WHAT WORK EMPLOYED.	AVERAGE NUMBER OF CONVICTS.	SUPERINTENDENCE.	LODGING, CLOTHING AND MAINTENANCE.	TOTAL.	AVERAGE EXPENSE PER ANNUM FOR EACH CONVICT.	REMARKS.
			£ s. d.	£ s. d.	£ s. d.	£ s. d.	
Cockatoo Island	{ Dry Dock and Prison buildings. }	182	5,219 19 7	4,109 1 1	9,329 0 8	51 5 2	This Return includes the Number and Expense of Imperial Convicts; the cost of their maintenance having been, in the first instance, defrayed from the Colonial Treasury.

N.B.—Exclusive of the cost of the Military Guard—not shewn in the Accounts at the Audit Office.

IMPERIAL CONVICT EXPENDITURE.

No. 150.—RETURN of the Expenses paid from the COMMISSARIAT CHEST, for the Superintendence, Lodging, and Maintenance of Imperial Convicts, during the Year 1864.

PARTICULARS.										AMOUNT.		
										£ s. d.		
Amount of Drafts drawn during the year	..	..	..	..	..	..	..	..	..	4,422	0	2
TOTAL										£ 4,422 0 2		

## No. 151.—STATEMENT of the PARTICULARS of LOANS (Secured Principal and Interest on the Consolidated

SERVICES FOR WHICH LOANS HAVE BEEN CONTRACTED.	PARTICULARS				
	YEAR OF REPAYMENT.		PRINCIPAL AMOUNT OF DEBENTURES ISSUED.		
	At the option of the Government.	At the option of the Lender.	Amount of each Issue.	Total Issues for each Service.	
			£	£	
16 VICTORIA, No. 39.	12 months notice.	1873	20,000	} 200,000	
Loans to the Sydney Railway Company ..		1861	1873		30,000
		1862	1874		138,500
		1862	1874		11,500
18 VICTORIA, No. 40.	Permanent		2,700	} 2,700	
Purchase of the Sydney Railway Company's Property .. .. .		1866	1866		139,000
		1871	1871		100,000
		1876	1876		100,000
18 VICTORIA, No. 40, AND 20 VICTORIA, No. 34.		1876	33,300	} 671,300	
Railway Works .. .. .	1888	1888	265,000		
	1889	1889	34,000		
	20 VICTORIA, No. 1.				
Railway Works .. .. .	1876	1876	203,000	} 203,000	
To pay off Land and Immigration Debentures	1876	1876	70,500		
		1888	3,200	} 73,700	
20 VICTORIA, No. 16.		1877	132,300	} 132,300	
To pay off Land and Immigration Debentures ..	1877	1877			
22 VICTORIA, Nos. 5 AND 26.		1889	125,000	} 145,700	
To pay off Land and Immigration Debentures	1891	1891	700		
	1889	1889	10,000		
	1889	1889	10,000		
18 VICTORIA, No. 35; 19 VICTORIA, Nos. 38 AND 40; AND 20 VICTORIA, No. 33.		1866	12,800	} 605,500	
Permanent Public Works .. .. .	1876	1876	150,000		
	1876	1876	116,400		
	1882	Interminable.	70,800		
	1873	1873	100,000		
	1888	1888	500		
	1888	1888	111,300		
	1888	1888	25,000		
	1888	1888	10,000		
	1889	1889	2,000		
1891	1891	6,700			
22 VICTORIA, No. 22, AND 24 VICTORIA, No. 24.		1889	167,500	} 874,600	
For Railway Extension and other Public Works .. .. .	1889	1889	544,500		
	1891	1891	48,700		
	1891	1891	113,900		
23 VICTORIA, No. 5.		1890	16,400	} 369,650	
To pay off Railway Debentures .. .. .	1890	1890	206,900		
	1890	1890	58,400		
	1890	1890	21,000		
	1890	1890	44,900		
1890	1890	18,000	} 4,050		
1892	1892				
23 VICTORIA, No. 10.		1890	295,200	} 348,200	
For Public Works .. .. .	1890	1890	53,000		
22 VICTORIA, No. 26.		1890	5,000	} 5,000	
For Public Works .. .. .	1890	1890			
24 VICTORIA, No. 26.		1891	55,500	} 55,500	
Immigration .. .. .	1891	1891			
25 VICTORIA, No. 19.		1892	736,500	} 1,782,300	
For Railway Extension and other Public Works .. .. .	1892	1892	288,300		
	1892	1892	*757,500		
17 VICTORIA, No. 34; AND 18 VICTORIA, No. 30.		1866	97,500	} 154,130	
Sydney Sewerage .. .. .	1876	1876	25,900		
	1888	1888	24,000		
	1882	Interminable.	6,730		
17 VICTORIA, No. 35; AND 18 VICTORIA, No. 30.		1866	50,700	} 179,400	
Water Supply .. .. .	1876	1876	36,700		
	1877	1877	31,000		
	1888	1888	5,900		
	1888	1888	55,100		
27 VICTORIA, No. 8.		1868	270,200	} 270,200	
Treasury Bills Account .. .. .	1868	1868			
			£	6,073,180	

\* No report of the sale of these Debentures had been received at the close of the year.

NEW SOUTH WALES—1864.

DEBT.

Revenue Fund of the Colony of New South Wales) which remained unpaid on the 31st December, 1864.

OF LOANS.		PARTICULARS OF INTEREST.			
PROCEEDS.		RATE.	ANNUAL AMOUNT.		
Proceeds of each Issue of Debentures.	Total Proceeds of Loans for each Service.		On each Loan.	On Total Loan for each Service.	
£ s. d.	£ s. d.		£ s. d.	£ s. d.	
} 53,431 13 4 153,933 10 0	} 207,365 3 4	3¼d. per diem per cent. ..	983 10 10	} 9,797 19 4½	
		3¼d. do. ..	1,482 16 3		
		3¼d. do. ..	6,845 13 0¼		
		2¼d. do. ..	480 19 3¼		
2,700 0 0	2,700 0 0	5 per cent. per annum. ..	135 0 0	135 0 0	
} 314,472 8 6 30,847 4 5 267,724 7 6 33,171 5 0	} 646,215 5 5	5 do. ..	6,950 0 0	} 33,565 0 0	
		5 do. ..	5,000 0 0		
		5 do. ..	5,000 0 0		
		5 do. ..	1,665 0 0		
		5 do. ..	13,250 0 0		
} 199,997 10 0 67,100 6 2 3,200 10 0	} 199,997 10 0 70,300 16 2	5 do. ..	10,150 0 0	10,150 0 0	
		5 do. ..	3,525 0 0	3,685 0 0	
		5 do. ..	160 0 0		
130,311 0 0	130,311 0 0	5 do. ..	6,615 0 0	6,615 0 0	
} 145,007 0 0	} 145,007 0 0	5 do. ..	6,250 0 0	} 6,285 0 0	
		5 do. ..	35 0 0		
		5 do. ..	500 0 0		500 0 0
		5 do. ..	500 0 0		500 0 0
} 150,977 16 4 107,431 2 6 70,330 10 0 95,640 5 0 497 10 0 111,514 10 0 25,170 0 0 12,147 10 0 6,633 10 0	} 580,342 13 10	5 do. ..	640 0 0	} 30,275 0 0	
		5 do. ..	7,500 0 0		
		5 do. ..	5,820 0 0		
		5 do. ..	3,540 0 0		
		5 do. ..	5,000 0 0		
		5 do. ..	25 0 0		
		5 do. ..	5,565 0 0		
		5 do. ..	1,250 0 0		
		5 do. ..	500 0 0		
		5 do. ..	100 0 0		
5 do. ..	335 0 0				
} 164,567 0 0 544,336 15 0 47,987 0 0 112,209 11 6	} 869,100 6 6	5 do. ..	8,375 0 0	} 43,730 0 0	
		5 do. ..	27,225 0 0		
		5 do. ..	2,435 0 0		
		5 do. ..	5,695 0 0		
} 16,318 0 0 205,887 10 0 139,407 0 0	} 361,612 10 0	5 do. ..	320 0 0	} 18,482 10 0	
		5 do. ..	10,345 0 0		
		5 do. ..	2,920 0 0		
		5 do. ..	1,050 0 0		
		5 do. ..	2,245 0 0		
		5 do. ..	900 0 0		
5 do. ..	202 10 0				
} 341,084 15 0	} 341,084 15 0	5 do. ..	14,760 0 0	} 17,410 0 0	
		5 do. ..	2,650 0 0		
4,962 10 0	4,962 10 0	5 do. ..	250 0 0	250 0 0	
54,945 16 0	54,945 16 0	5 do. ..	2,775 0 0	2,775 0 0	
} 738,176 0 0 287,609 15 0	} 1,025,785 15 0	5 do. ..	36,825 0 0	} 89,115 0 0	
		5 do. ..	14,415 0 0		
		5 do. ..	37,875 0 0		
} 93,936 19 3 23,666 2 6 23,837 10 0 6,729 0 0	} 148,169 11 9	5 do. ..	4,875 0 0	} 7,706 10 0	
		5 do. ..	1,295 0 0		
		5 do. ..	1,200 0 0		
		5 do. ..	336 10 0		
} 48,000 5 11 33,534 12 6 30,534 0 0 5,862 15 0 54,973 0 0	} 172,904 13 5	5 do. ..	2,535 0 0	} 8,970 0 0	
		5 do. ..	1,835 0 0		
		5 do. ..	1,550 0 0		
		5 do. ..	295 0 0		
		5 do. ..	2,755 0 0		
270,543 4 5	270,543 4 5	6 do. ..	16,212 0 0	16,212 0 0	
5,231,348 10 10	5,231,348 10 10	.....	306,158 19 4½	306,158 19 4½	



## MUNICIPALITIES.

No. 153.—RETURN shewing the ESTIMATED ANNUAL VALUE of RATEABLE PROPERTY in the several MUNICIPALITIES in the Colony (excepting Sydney), at the time the last RATE was struck: also, the AMOUNT of REVENUE and EXPENDITURE, &c., &c., for the Year 1864—(established under Act of Parliament 22 Vict., No. 13.)

NAME OF MUNICIPALITY.	Proclaimed.	Date when last Rate was struck.	Amount of Rate struck per Pound sterling.	Estimated Annual Value of Rateable Property.	Receipts.			Expenditure.			Extent of Roads and Streets. Miles.	Registered Electors.			Electors who Voted at the last Election.		
					Revenue.	From Government.	Total.	Office Expenses and Salaries.	Public Works.	Total.		Resident.	Non-Resident.	Total.	Resident.	Non-Resident.	Total.
Albury <sup>a</sup>	4 June, 1859	.....	.....	.....	.....	.....	.....	.....	.....	.....	.....	.....	.....	.....	.....	.....	.....
Goulburn <sup>a</sup>	4 June, 1859	.....	.....	.....	.....	.....	.....	.....	.....	.....	.....	.....	.....	.....	.....	.....	.....
Grafton	19 July, 1859	10 Mar., 1864	1s.	10,316 0 0	531 7 9	509 5 5	1,040 13 2	123 6 2	766 9 6	889 15 8	50	310	36	346	90	1	91
Kiama <sup>a</sup>	11 Aug., 1859	.....	.....	.....	.....	.....	.....	.....	.....	.....	.....	.....	.....	.....	.....	.....	.....
Mudgee <sup>a</sup>	21 Feb., 1860	.....	.....	.....	.....	.....	.....	.....	.....	.....	.....	.....	.....	.....	.....	.....	.....
Newcastle	7 June, 1859	3 Oct., 1864	1s.	45,470 0 0	1,483 1 5	2,047 17 3	3,530 18 8	508 1 8	3,553 11 7	4,061 13 3	14	997	18	1,015	.....	.....	.....
Wollongong	22 Feb., 1859	31 Dec., 1864	1s.	9,138 0 0	557 1 11	293 8 5	850 10 4	96 0 0	761 0 10	857 0 10	11½	161	5	166	75	.....	75
Shoalhaven <sup>a</sup>	21 Sept., 1859	.....	.....	.....	.....	.....	.....	.....	.....	.....	.....	.....	.....	.....	.....	.....	.....
Parramatta	27 Nov., 1861	1 June, 1864	1s.	23,138 10 0	1,507 12 8	981 14 8	2,489 7 4	428 19 5	2,060 7 11	2,489 7 4	25	770	112	882	.....	.....	.....
East Maitland	10 Mar., 1862	24 Feb., 1864	1s.	12,465 0 0	572 6 0	709 13 1	1,231 19 1	258 5 9	1,584 4 3	1,842 10 0	15	480	30	510	120	5	125
West Maitland	13 Nov., 1863	14 Mar., 1864	1s.	40,200 0 0	1,985 9 1	1,985 9 1	3,970 18 2	359 19 5	3,610 18 9	3,970 18 2	14	1,118	87	1,205	686	25	711
Bathurst	13 Nov., 1862	2 Mar., 1864	1s.	34,000 0 0	1,701 6 6½	1,720 16 5	3,422 2 11½	603 11 8	4,272 18 9	4,876 10 5	25	733	76	809	431	35	466
Balmain	21 Feb., 1860	21 Mar., 1864	1s.	31,453 0 0	1,666 5 0	1,395 0 6	3,061 5 6	401 2 4	2,674 2 5½	3,075 4 9½	22	640	60	700	154	5	159
Central Illawarra <sup>a</sup>	19 Aug., 1859	.....	.....	.....	.....	.....	.....	.....	.....	.....	.....	.....	.....	.....	.....	.....	.....
Cudgegong	20 July, 1860	— Oct., 1864	1s.	12,534 10 0	350 7 8	570 3 10	920 11 6	180 5 2	239 19 6	420 4 8	58	287	8	295	95	.....	95
Hunter's Hill	5 Jan., 1861	1 Nov., 1864	1s.	4,711 10 0	200 14 3	206 18 0	407 12 3	63 14 1	156 1 0	219 15 1	15	90	53	143	51	.....	51
Marrickville	1 Nov., 1861	21 Mar., 1864	1s.	8,000 0 0	379 12 6	378 2 2	757 14 8	170 18 7	681 10 1	852 8 8	20	260	113	273	142	28	170
Orange	9 Jan., 1860	28 April, 1864	1s.	7,725 15 0	386 4 6	356 13 8	742 18 2	80 2 1	463 1 0	543 3 1	10	181	22	203	94	19	113
Paddington	17 April, 1860	11 Mar., 1864	1s.	20,000 0 0	982 8 6	982 8 6	1,964 17 0	336 12 5	2,058 15 9	2,395 8 2	5	706	84	790	213	7	220
Shellharbor	4 June, 1859	23 April, 1864	10d.	12,000 0 0	767 0 11	398 15 8	1,165 16 7	96 9 4	882 0 7	978 9 11	56	267	12	279	96	.....	96
Redfern	11 Aug., 1859	19 Feb., 1864	1s.	1,284 7 0	1,374 2 0	1,343 18 6	2,718 0 6	426 13 7	1,346 6 2	1,772 19 9	20	.....	.....	.....	.....	.....	.....
Randwick	22 Feb., 1859	4 Feb., 1864	1s.	12,758 15 0	245 15 7	122 17 9	368 13 4	78 3 9	730 2 10	808 6 7	26	85	149	234	.....	.....	.....
Waterloo	16 May, 1860	2 Mar., 1864	1s.	18,500 0 0	772 2 9	700 4 0	1,472 6 9	321 19 0	1,193 3 8	1,515 2 8	10	468	22	490	325	7	332
Waverley	13 June, 1859	— Feb., 1864	1s.	15,947 0 0	797 6 8	831 3 0	1,628 9 8	311 18 5	1,293 12 2	1,605 10 7	70	221	156	377	.....	.....	.....
The Glebe	1 Aug., 1859	2 Feb., 1864	1s. 4d.	28,537 0 0	2,061 13 11	1,267 8 0	3,329 1 11	361 18 7	2,018 16 11	2,380 15 6	8½	623	112	735	.....	.....	.....
Woollahra	17 April, 1860	23 Feb., 1864	1s.	28,000 0 0	2,020 9 7	1,423 16 3	3,444 5 10	424 4 11	2,306 8 1	2,730 13 0	9	513	70	583	.....	.....	.....
Camperdown <sup>d</sup>	13 Nov., 1862	.....	.....	.....	.....	.....	.....	.....	.....	.....	.....	.....	.....	.....	.....	.....	.....
Cook	13 Nov., 1862	25 April, 1864	1s.	7,226 10 0	269 18 5	183 0 3	452 18 8	202 5 8	521 14 8	724 0 4	6	193	41	234	.....	.....	.....
Newtown	14 Feb., 1863	21 Mar., 1864	1s.	1,012 0 0	900 9 6	922 19 11	1,823 9 5	321 5 11	2,028 8 0	2,349 13 11	16	.....	.....	693	.....	.....	386
St. Leonard's <sup>d</sup>	17 Aug., 1860	.....	.....	.....	.....	.....	.....	.....	.....	.....	.....	.....	.....	.....	.....	.....	.....
Armidale <sup>a</sup>	13 Nov., 1863	.....	.....	.....	.....	.....	.....	.....	.....	.....	.....	.....	.....	.....	.....	.....	.....
Darlington <sup>a</sup>	11 Aug., 1864	.....	.....	.....	.....	.....	.....	.....	.....	.....	.....	.....	.....	.....	.....	.....	.....
GENERAL TOTAL..	.....	.....	.....	384,417 17 0	21,512 17 1½	19,331 14 4	40,844 11 5½	6,155 17 11	35,203 14 5½	41,359 12 4½	506	*....	*....	10,962	*....	*....	*....

<sup>a</sup> No Return could be obtained.     
 <sup>b</sup> Last Election not contested.     
 <sup>c</sup> Not stated.

<sup>d</sup> Although this Municipality was proclaimed, no action has been taken in the matter further than the appointment of a Returning Officer.     
 \* Some of the Returns are too incomplete to admit of these columns being filled in.

NEW SOUTH WALES—1864. 197

### ROADS TRUSTS.

No. 154.—RETURN of the RECEIPTS and DISBURSEMENTS of the several Roads Trusts for the Year 1864, and also the Number of Miles of Road under the care of the Commissioners.

ROADS TRUSTS.	REVENUE.					ROADS TRUSTS.	EXPENDITURE.					ROADS.
	Rent of Tolls, &c.	From the Colonial Treasury, for Roads and Bridges.	Total Receipts.	Balance on 31st Dec., 1863.	Amount.		Salaries, &c.	Miscellaneous.	Total Expenditure.	Balance on 31st Dec., 1864.	Amount.	Extent in Miles.
	£ s. d.	£ s. d.	£ s. d.	£ s. d.	£ s. d.		£ s. d.	£ s. d.	£ s. d.	£ s. d.	£ s. d.	
South Head Roads Trust	2,765 0 0	375 0 0	3,140 0 0	7,051 10 5*	10,191 10 5	South Head Roads Trust	100 0 0	3,121 5 4	3,221 5 4	6,970 5 1†	10,191 10 5	14½
Randwick & Coogee Roads Trust	700 0 0	110 0 0	810 0 0	41 19 3	851 19 3	Randwick & Coogee Roads Trust	607 11 9	233 16 2	841 7 11	10 11 4	851 19 3	7
Parramatta Roads Trust	326 0 0	790 0 0	1,116 0 0	499 8 2	1,615 8 2	Parramatta Roads Trust	87 0 0	1,068 16 3	1,155 16 3	459 11 11	1,615 8 2	18
Campbelltown Roads Trust	149 14 9	1,110 18 3	1,260 13 0	306 13 11½	1,567 6 11½	Campbelltown Roads Trust	348 1 3	605 17 9½	953 19 0½	613 7 11	1,567 6 11½	30
Windsor Roads Trust	317 12 8	837 10 0	1,155 2 8	71 5 0	1,226 7 8	Windsor Roads Trust	41 0 0	1,100 11 10	1,141 11 10	84 15 10	1,226 7 8	28½
Richmond Roads Trust	291 16 8	343 0 0	634 16 8	194 3 5	829 0 1	Richmond Roads Trust	34 0 0	689 2 10	723 2 10	105 17 3	829 0 1	26
Maitland Roads Trust	755 15 5	1,222 10 0	1,978 5 5	165 16 6	2,144 1 11	Maitland Roads Trust	50 0 0	2,039 6 8	2,089 6 8	54 15 8	2,144 1 11	70
<b>TOTAL</b>	<b>5,305 19 6</b>	<b>4,788 18 3</b>	<b>10,094 17 9</b>	<b>8,330 16 8½</b>	<b>18,425 14 5½</b>	<b>TOTAL</b>	<b>1,267 13 0</b>	<b>8,853 16 10½</b>	<b>10,126 9 10½</b>	<b>8,299 4 7</b>	<b>18,425 14 5½</b>	<b>194</b>

\* Balance on 31st December, 1864, against the Commissioners.

† Balance on 31st December, 1863, against the Commissioners.

STATISTICS OF



## PART VII.

## MISCELLANEOUS.

## CONTENTS.

NUMBER OF RETURN.		PAGE.
155	PUBLIC WORKS ... ..	200
156	EXPENDITURE ON MINOR ROADS—DEPARTMENT OF PUBLIC WORKS ... ..	210
157	METEOROLOGY ... ..	212
158	TRANSACTIONS IN REAL AND LEASEHOLD ESTATES ... ..	214
159	MORTGAGES ON LAND (DECENNIAL RETURN)... ..	214
160	DISCHARGES OF MORTGAGES ON LAND, AND CONVEYANCES UNDER MORTGAGE, FROM 1858 TO 1864	214
161	PREFERABLE LIENS ON WOOL—MORTGAGES ON LIVE STOCK (DECENNIAL RETURN) ... ..	215
162	DISCHARGES OF MORTGAGES ON LIVE STOCK, FROM 1858 TO 1864 ... ..	215
163	LIENS ON GROWING CROPS ... ..	215
164	APPLICATIONS, &c., UNDER "REAL PROPERTY ACT" IN 1863 AND 1864 ... ..	215
165	CROWN GRANTS REGISTERED UNDER "REAL PROPERTY ACT," IN 1863 AND 1864 ... ..	216
166	CIVIL JUSTICE—BUSINESS OF THE SUPREME COURT ... ..	216
167	„ CASES TRIED IN SUPREME AND CIRCUIT COURTS... ..	216
168	„ (DECENNIAL RETURN)... ..	216
169	„ DISTRICT COURTS ... ..	217
170	INSOLVENCIES ... ..	218
171	MINERS' RIGHTS AND BUSINESS LICENSES ... ..	218
172	PUBLICANS' LICENSES ... ..	219
173	TROOPS ... ..	219
174	VOLUNTEER CORPS AND COMPANIES ... ..	220
175	VOLUNTEER NAVAL BRIGADE ... ..	220
176	ARTILLERY GUNS ... ..	221
177	POLITICAL FRANCHISE ... ..	222
178	LAND SALES ... ..	226
179	„ (DECENNIAL RETURN) ... ..	228
180	„ SET APART FOR PUBLIC PURPOSES ... ..	228
181	„ ALIENATED AND UNALIENATED IN THE OLD SETTLED DISTRICTS... ..	229
182	„ ALIENATED AND UNALIENATED IN THE REMAINING PORTION OF THE COLONY ... ..	229
183	„ REVENUE FROM, &c. ... ..	230
184	„ LEASED FOR PASTORAL PURPOSES ... ..	231

PUBLIC WORKS.

No. 155.—RETURN of all RAILWAYS, ELECTRIC TELEGRAPHS, ROADS, BRIDGES, BUILDINGS, &c., carried on during the Year 1864.

WORK, AND WHERE SITUATED.	Whether Constructing or under Repair.	Estimated Expense.	Fund from which the Expense is defrayed.	When Commenced.	Whether Finished or Unfinished.	If Finished, actual amount of Expenditure.	If Unfinished, amount of Expenditure to 31 Dec., 1864.	Amount Expended in 1864.	Amount Expended for Furniture in 1864.	REMARKS.
		£				£ s. d.	£ s. d.	£ s. d.	£ s. d.	
<b>RAILWAYS.</b>										
<b>NORTHERN.</b>										
Extension—West Maitland to Singleton .. ..	Constructing .. ..	312,000	Loans.	1858 ..	Finished..	321,845 13 4	.....	9,845 13 4	.....	
East Maitland to Morpeth .. ..	Ditto .. ..	20,000		1862 ..	Ditto ..	27,113 15 4	.....	5,173 5 8	.....	
Bridge over the Hunter at Singleton..	Ditto .. ..	40,000		" ..	Unfinished	.....	13,012 17 10	7,300 17 5	.....	
Singleton to Armidale..	Ditto .. ..	250,000		" ..	Ditto ..	.....	40,747 17 10	29,729 7 6	.....	
Additional Line, Wallsend Junction..	Ditto .. ..	16,000		1863 ..	Ditto ..	.....	14,110 4 4	13,369 10 5	.....	
<b>SOUTHERN.</b>										
Extension—Campbelltown to Menangle .. ..	Constructing .. ..	65,000	Loans.	1859 ..	Finished..	75,449 7 2	.....	361 0 10	.....	
Menangle to Picton .. ..	Ditto .. ..	178,000		" ..	Ditto ..	310,044 16 5	.....	25,127 15 0	.....	
Picton to Goulburn .. ..	Ditto .. ..	688,000		1862 ..	Unfinished	.....	164,366 14 10	105,186 2 0	.....	
Land for ditto .. ..	.....	16,200		" ..	Ditto ..	.....	1,427 10 10	421 3 0	.....	
Into Goulburn .. ..	Constructing .. ..	50,000		1864 ..	Ditto ..	.....	388 0 2	388 0 2	.....	
<b>WESTERN.</b>										
Extension—Penrith to the Nepean..	Constructing .. ..	30,000	Loans.	1862 ..	Unfinished	.....	20,160 4 8	3,165 11 10	.....	
Bridge over the Nepean .. ..	Ditto .. ..	70,000		" ..	Ditto ..	.....	9,239 4 2	3,090 6 0	.....	
Penrith towards Bathurst .. ..	Ditto .. ..	250,000		" ..	Ditto ..	.....	163,640 7 2	94,880 2 6	.....	
Blacktown to Windsor and Richmond	Ditto .. ..	60,000		" ..	Finished..	.....	73,699 10 10	48,607 6 9	.....	
Additional Vote towards Bathurst ..	Ditto .. ..	150,000		1864 ..	Unfinished	.....	2,061 9 3	2,061 9 3	.....	
						734,453 12 3	502,854 1 11	348,707 11 8	.....	
<b>ELECTRIC TELEGRAPHS.</b>										
Deniliquin to Hay .. ..	Constructing .. ..	5,600	Vote, Repairs to Lines generally.	1863. 7 Nov...	Finished..	3,367 2 10	.....	3,288 2 4	.....	Opened, 7 May, 1864.
Braidwood to Queanbeyan .. ..	Ditto .. ..	2,600		1864. 24 Feb...	Ditto ..	1,991 6 10	.....	1,970 19 4	.....	Opened, 13 August, 1864.
Wellington to Dubbo..	Ditto .. ..	2,600		1863. 9 April	Ditto ..	1,471 10 9	.....	1,453 17 6	.....	Opened, 12 November, 1864. Opened, 1 January, 1864.
Additional Wire between Sydney and Newcastle	Ditto .. ..	3,500		25 Mar...	Ditto ..	3,272 11 6	.....	12 0 0	.....	
Mudgee to Murrurundi .. ..	Ditto .. ..	9,000		1864. 7 July..	Unfinished	2,724 16 3	2,724 16 3	.....	.....	
Braidwood to Araluen .. ..	Ditto .. ..	4,500		1 Oct...	Ditto ..	.....	.....	.....	.....	
Southern Line of Telegraph .. ..	Repairs .. ..	.....		1863. 15 Dec...	Ditto ..	1,072 17 9	1,028 17 3	.....	.....	
						13,900 5 11	3,753 13 6	6,724 19 2	.....	
<b>ELECTRIC TELEGRAPH STATIONS.</b>										
Wollongong .. ..	Erecting .. ..	600	Loans } Consoli- } dated } Revenue }	1864 ..	Unfinished	.....	125 0 0	125 0 0	.....	
Hay .. ..	Ditto .. ..	950		" ..	Finished..	950 0 0	.....	950 0 0	.....	
Windsor .. ..	Repairs .. ..	.....		" ..	Ditto ..	8 0 0	.....	8 0 0	.....	
Bathurst .. ..	Ditto .. ..	.....		" ..	Ditto ..	5 10 0	.....	5 10 0	.....	
Glen Innes .. ..	Ditto .. ..	.....		" ..	Ditto ..	15 7 0	.....	15 7 0	.....	
Telegraph Stations generally .. ..	Clocks .. ..	.....		" ..	Ditto ..	.....	.....	.....	54 0 0	
						978 17 0	125 0 0	1,103 17 0	54 0 0	
Post and Telegraph Station—West Maitland ..	Stove, &c... ..	.....	Ditto ..	1864 ..	Ditto ..	13 10 0	.....	13 10 0	.....	

1-20

ROADS.

Great Northern Road	Repairs and partial construction.	No Estimate	General Revenue	1857	Unfinished	150,498 11 2	33,586 12 8		
Great Southern Road	Ditto	Ditto		"	Ditto	219,086 18 2	41,045 13 3		
Great Western Road	Ditto	Ditto		"	Ditto	163,699 16 1	34,422 13 0		
Mudgee Road	Ditto	Ditto		"	Ditto	27,864 2 4	6,694 8 2		
Toll-houses, Northern, Southern, & Western Roads	Ditto	Ditto		"	Ditto	2,823 4 5	1,078 4 5		
Road from Randwick to Long Bay	Ditto	Ditto		1859	Ditto	7,277 14 8	10 8 6		
BRIDGES.									
Bendemeer	Constructing	6,500	Loans and General Revenue.	1859	Ditto	5,084 12 6	1,161 1 0		
Cowra	Ditto	6,500	General Revenue.	1863	Ditto	74 14 0			
Namoi, near Narrabri	Ditto	4,000	Loans	1862	Finished	2,950 12 10	821 0 7		
Over the Lachlan, at Forbes	Ditto	5,000	Ditto	1863	Ditto	4,603 0 6	3,616 15 9		
Newra	Ditto	1,500		"	Ditto	1,499 10 4	1,201 13 7		
Fitz Roy	Repairs	700	General Revenue	"	Unfinished		566 11 4		
Run of Water	Constructing	700		"	Finished	827 3 9	532 8 3		
Moulamein	Ditto	800		"	Ditto	704 15 6	540 0 0		
Deniliquin	Ditto	8,000	Loans	"	Unfinished		6,664 12 1		
Gundagai	Ditto	24,000	Ditto	"	Ditto		258 12 7		
Moama	Ditto	10,000	Ditto	"	Ditto		59 6 4		
Over the Billabong, at Wanganella	Ditto	1,300		"	Ditto		155 5 0		
At Nundle	Ditto	1,400		1864	Ditto		247 11 1		
Over Yarra Mundi Lagoon	Ditto	800		"	Ditto		378 15 9		
Over Bell River, at Molong	Ditto	500		"	Finished	500 0 0	500 0 0		
Vale Creek	Ditto	800		"	Unfinished		133 13 4		
Tumut, over Little River	Ditto	900		"	Finished	860 0 0	860 0 0		
Ditto, Approaches	Ditto	331		"	Ditto	331 0 0	331 0 0		
Talbragah	Ditto	600		"	Unfinished		30 17 8		
Dubbo	Ditto	7,000		"	Ditto		1,133 0 7		
Painting and Repairs		3,000		"	Finished	2,995 13 0	2,995 13 0		
Baw Baw	Constructing	950		1863	Ditto	950 0 0	157 14 2		
Over South Creek	Ditto	1,000		1864	Unfinished		541 10 9		
Over Cattai Creek	Ditto	1,200		"	Ditto		671 8 9		
Repairs to Bridges—Clyde River	Ditto	500		"	Ditto				
Christmas Creek	Ditto	900		"	Ditto		1 13 0		
On Road, Wagga Wagga to Young	Ditto	585	General Revenue	"	Ditto				
Over Blick's River	Ditto	1,810		"	Ditto				
" Barber's Creek	Ditto	614		"	Ditto		107 4 3		
" Little Billabong Creek	Ditto	278		"	Finished	278 15 3	278 15 3		
" Kaadgery Creek	Ditto	271		"	Ditto	267 10 2	267 10 2		
" Evans' Plains Creek	Ditto	785		"	Ditto	785 4 7	785 4 7		
" Jones' Creek	Ditto	390		"	Unfinished		244 16 9		
" Bowning Creek	Ditto	590		"	Ditto		278 7 2		
" Rocky Gully	Ditto	410		"	Finished	409 15 9	409 15 9		
Goonoo Goonoo, No. 1	Ditto	950		1863	Ditto	949 15 0	949 15 0		
Goonoo Goonoo, No. 2	Ditto	463		1864	Ditto	463 13 3	463 13 3		
Over Tenterfield Creek	Ditto	782		1864	Unfinished				
Over Poison Swamp Creek	Ditto	380		1863	Finished	380 15 1	380 15 1		
Bridges at Young—									
Blackguard Gully	Ditto	580		"	Ditto	579 8 2	579 8 2		
Lynch-street	Ditto	960		"	Ditto	938 16 6	938 16 6		
Spring Creek	Ditto	960		"	Ditto	952 6 6	952 6 6		
						22,227 16 2	587,887 19 9	145,834 4 4	

Chargeable to Southern Road Vote.

Chargeable to Road Vote.  
 { Chargeable to Road Vote, Armidale to Grafton.  
 Chargeable to Vote, Southern Road.  
 Chargeable to Southern Road Vote.  
 Do.  
 { Chargeable to Vote, Repairs to Bridges.  
 Chargeable to Southern Road Vote.  
 Do.  
 { Chargeable to Vote, Repairs to Bridges.  
 Chargeable to Vote, Northern Road.  
 Do.  
 Tender accepted—no payments yet made.

NEW SOUTH WALES—1864.

PUBLIC WORKS—continued.

WORK, AND WHERE SITUATED.	Whether Constructing, or under Repair.	Estimated Expense.	Fund from which the Expense is defrayed.	When Commenced.	Whether Finished or Unfinished.	If Finished, actual amount of Expenditure.	If Unfinished, amount of Expenditure to 31 Dec., 1864.	Amount Expended in 1864.	Amount Expended for Furniture in 1864.	REMARKS.	
		£				£ s. d.	£ s. d.	£ s. d.	£ s. d.		
<b>HARBOURS AND RIVER NAVIGATION, &amp;c.</b>											
<b>WOOLLOOMOOLOO BAY.</b>											
Wharf .. .. .	Constructing ..	15,265	Loans	1861 ..	Unfinished ..	.....	14,634 19 11	464 17 3	.....	Completed out of the Vote [of £15,265.	
Wharf, Dowling-street .. .. .	Ditto .. .. .	2,000		1860 ..	Finished..	1,198 12 1	.....	.....	.....		
Reclamation of Land .. .. .	Ditto .. .. .	.....		1864 ..	Unfinished ..	.....	8,430 1 2	8,430 1 2	.....		
<b>SYDNEY COVE.</b>											
Landing Silt and forming Ground .. .. .	Ditto .. .. .	1,200	General Revenue	..	Ditto ..	.....	1,200 0 0	1,200 0 0	.....	Annually recurring expense.	
Sea Wall .. .. .	Ditto .. .. .	5,350		1860 ..	Ditto ..	.....	4,004 4 2	154 4 2	.....		
Wall, Circular Quay .. .. .	Ditto .. .. .	2,400		1863 ..	Ditto ..	.....	1,088 7 6	298 3 6	.....		
<b>GLEBE ISLAND.</b>											
Repairs to Road .. .. .	Repairs .. ..	850	General Revenue	1862 ..	Finished..	850 0 0	.....	229 0 3	.....	Annually recurring expenditure.	
<b>COOK'S RIVER DAM.</b>											
Repairs to Gates .. .. .	Ditto .. .. .	150		1864 ..	Ditto ..	36 11 3	.....	36 11 3	.....		
<b>SYDNEY HARBOUR.</b>											
Excavation of Silt by Dredge .. .. .	.....	2,174	General Revenue	1863 ..	Ditto ..	.....	.....	156 9 4	.....	Expended in 1864, for Services of 1863, and charged to Vote of 1863.	
Do. do. .. .. .	Ditto .. .. .	2,174		1864 ..	Ditto ..	2,143 2 7	.....	2,143 2 7	.....		
Wharfs, Bridges, &c... .. .	Repairs, painting, &c.	1,200		..	Ditto ..	980 2 6	.....	980 2 6	.....	Do. do.	
<b>MORUYA RIVER.</b>											
Improvements to Navigation .. .. .	Constructing ..	9,000	Loans	1861 ..	Ditto ..	9,501 9 8	.....	1,560 4 8	.....	Expended 1864, from Vote of 1863.	
<b>SHOALHAVEN RIVER.</b>											
Excavation of Silt by Dredge .. .. .	Ditto .. .. .	2,250	General Revenue	1863 ..	Unfinished ..	.....	.....	27 3 2	.....		
Do. do. .. .. .	Ditto .. .. .	2,674		1864 ..	Finished..	1,890 11 2	.....	1,890 11 2	.....		
Stone Dyke .. .. .	Ditto .. .. .	1,000		..	Unfinished ..	.....	234 0 0	234 0 0	.....		
<b>KIAMA.</b>											
Harbour Improvements .. .. .	Ditto .. .. .	30,000	Loans	1861 ..	Ditto ..	.....	28,372 7 0	3,613 14 6	.....	Expended-1864, from Vote of 1863.	
<b>WOLLONGONG.</b>											
Harbour Improvements .. .. .	Ditto .. .. .	31,892	1860 ..	Ditto ..	.....	26,909 4 5	7,004 8 11	.....			
<b>HUNTER RIVER.</b>											
Improvements to Navigation .. .. .	Ditto .. .. .	40,000	General Revenue	1857 ..	Ditto ..	.....	37,578 13 4	136 1 10	.....	Annually recurring expense.	
Dyke, Bullock Island .. .. .	Ditto .. .. .	1,000		1861 ..	Ditto ..	.....	640 14 6	8 11 1	.....		
Excavation of Silt by Dredge "Hunter" .. .. .	Ditto .. .. .	3,580		1863 ..	Ditto ..	.....	.....	36 6 6	.....		
Do. do. .. .. .	Ditto .. .. .	3,980		1864 ..	Ditto ..	.....	3,313 2 3	3,313 2 3	.....		
<b>GOSFORD.</b>											
Wharf Approach .. .. .	Ditto .. .. .	600		.....	Finished..	599 16 6	.....	307 7 0	.....		
<b>NEWCASTLE.</b>											
Wharf Extension .. .. .	Ditto .. .. .	32,000	Loans	1858 ..	Unfinished ..	.....	20,774 15 7	2,942 1 7	.....	Expended 1864, from Vote of 1863. Annually recurring expense.	
Northern Breakwater .. .. .	Ditto .. .. .	10,000	Ditto	1861 ..	Ditto ..	.....	3,069 3 6	294 6 2	.....		
Steam Cranes, Purchase of, and Erection .. .. .	Ditto .. .. .	9,650	Ditto	..	Ditto ..	.....	8,415 0 4	1,204 15 5	.....		
Ditto Working Expenses .. .. .	.....	2,836	General Revenue.	1863 ..	.....	.....	.....	84 13 11	.....		
Ditto ditto .. .. .	.....	2,836	Ditto	1864 ..	.....	2,086 5 0	.....	2,086 5 0	.....		
<b>MORFETH.</b>											
Coal Shoots .. .. .	Constructing ..	10,000	Loans	..	Unfinished ..	.....	5 2 9	5 2 9	.....		
<b>NEWCASTLE.</b>											
Excavation of Silt by Dredge .. .. .	.....	1,790	General Revenue.	..	Finished..	297 11 7	.....	297 11 7	.....		

CLARENCE RIVER. Improvements to Navigation .. .. .	Constructing .. .. .	20,000	Loans .. 1861 ..	Unfinished .. .. .	11,951 19 2	4,208 9 7	.....	
HARBOUR SURVEYS. Preliminary .. .. .	.....	700	General Revenue. 1864 ..	Finished.. .. .	581 5 3	581 5 3	.....	
ULLADULLA. Pier .. .. .	Constructing .. .. .	10,120	Loans .. 1863 ..	Unfinished .. .. .	5,419 19 0	4,419 19 0	.....	
SECOND DREDGE FOR NEWCASTLE. Steam Dredge "Vulcan" and Tug .. .. .	Ditto .. .. .	20,000	Ditto .. ..	Ditto .. .. .	18,751 13 11	16,885 3 0	.....	
LIVERPOOL. Repairs to Dam .. .. .	Repairs .. .. .	355 6 5	General Revenue	1864 ..	Finished.. .. .	355 6 5	.....	
SINGLETON. Punt .. .. .	Constructing .. .. .	400		" ..	Ditto .. .. .	375 0 0	375 0 0	.....
CASINO. Punt .. .. .	Ditto .. .. .	600		" ..	Ditto .. .. .	600 0 0	600 0 0	.....
TOM UGLY'S POINT. Punt .. .. .	Ditto .. .. .	330		" ..	Ditto .. .. .	328 16 3	328 16 3	.....
IRON COVE CREEK. Punt and Approaches .. .. .	Ditto .. .. .	700	" ..	Unfinished .. .. .	416 13 4	416 13 4	.....	
FIVE DOCK. Punt and Approaches .. .. .	Ditto .. .. .	700	" ..	Ditto .. .. .	105 0 0	105 0 0	.....	
LOCHINVAR. Punt .. .. .	Ditto .. .. .	400	" ..	Ditto .. .. .	248 0 0	248 0 0	.....	
PIENACREE, HUNTER RIVER. Bridge .. .. .	Ditto .. .. .	9,000	Loans .. ..	Ditto .. .. .	4,648 6 7	4,648 6 7	.....	
NEWCASTLE. Coal Basin .. .. .	Ditto .. .. .	38,000	Ditto .. ..	Ditto .. .. .	9 10 3	9 10 3	.....	
DARLING RIVER. Preliminary Survey .. .. .	.....	3,000	General Revenue. ....	Ditto .. .. .	1,332 4 11	1,303 4 11	.....	
DARLING HARBOUR. Reclamation of Land .. .. .	.....	10,000	Loans .. ..	Ditto .. .. .	36 15 9	36 15 9	.....	
DUNMORE. Bridge .. .. .	Constructing .. .. .	6,000	Ditto .. 1864 ..	Ditto .. .. .	2,916 6 0	2,916 6 0	.....	
					21,774 10 3	204,506 5 4	76,526 15 10	.....
Fitzroy Dry Dock, Cockatoo Island .. .. .	In use .. .. .	Originally designed to cost £10,000, exclusive of salaries, wages, and machinery.	Vote of the Legislature, and £3,094 from Imperial Government.	1848 ..	Ditto .. .. .			
Extension of Dock .. .. .	Constructing .. .. .	4,132	Vote of the Legislature.	1858 ..	Ditto .. .. .	86,723 3 9	4,303 13 7	.....
Workshops .. .. .	In occupation .. .. .	4,203		1857 ..	Ditto .. .. .			
Machinery .. .. .	Nearly all erected, and in use.	7,858		1856 ..	Mostly finished, and in use.			
Screw Mooring Buoys at entrance of Dock (3)..	In use .. .. .	300		1860 ..	Finished.. .. .	105 11 6		
<b>PUBLIC WORKS AND BUILDINGS.</b>								
<b>GENERAL.</b>								
Colonial Secretary's Office .. .. .	Repairs .. .. .	.....	Consolidated Revenue	1864 ..	Finished.. .. .	137 3 8	137 3 8	33 2 0
Colonial Treasury .. .. .	Repairs and alterations.	.....		" ..	Ditto .. .. .	181 19 9	181 19 9	78 4 6
Auditor General's Office .. .. .	Ditto ditto .. .. .	.....		" ..	Ditto .. .. .	95 1 0	95 1 0	.....
Minister for Lands' Office .. .. .	Repairs .. .. .	.....		" ..	Ditto .. .. .	7 10 6	7 10 6	22 19 5
Surveyor General's Office .. .. .	Repairs and alterations.	.....	" ..	Ditto .. .. .	253 11 5	253 11 5	213 16 6	
Crown Lands Office .. .. .	Repairs .. .. .	.....	" ..	Ditto .. .. .	16 9 2	16 9 2	16 6 9	
Public Works Office .. .. .	Ditto .. .. .	.....	" ..	Ditto .. .. .	137 7 8	137 7 8	16 10 11	
Railway Office .. .. .	.....	.....	" ..	Ditto .. .. .	.....	.....	6 14 9	
Office of Engineer for Roads .. .. .	.....	.....	" ..	Ditto .. .. .	.....	.....	29 19 11	

Richmond River.  
George's River.

Expenditure under this Vote undertaken also by Railway Branch.  
Paterson River.

PUBLIC WORKS—continued.

WORK, AND WHERE SITUATED.	Whether Constructing, or under Repair.	Estimated Expense.	Fund from which the Expense is defrayed.	When Commenced.	Whether Finished or Unfinished.	If Finished, actual amount of Expenditure.	If Unfinished, amount of Expenditure to 31 Dec., 1864.	Amount Expended in 1864.	Amount Expended for Furniture in 1864.	REMARKS.
		£				£ s. d.	£ s. d.	£ s. d.	£ s. d.	
<b>PUBLIC WORKS AND BUILDINGS—contd.</b>										
<i>GENERAL—continued.</i>										
Office of Engineer for Harbours and Rivers	Repairs .. ..	.....	}	1864	Finished ..	11 13 4	.....	11 13 4	18 9 6	
Colonial Architect's Office .. ..	Repairs and alterations.	.....		"	"	Ditto ..	238 2 0	.....	238 2 0	93 3 1
Government House .. ..	Repairs to Tower, &c.	1,375	}	"	Unfinished ..	.....	313 0 0	313 0 0	147 19 0	
"	General repairs ..	.....		"	"	Finished ..	605 12 1	.....	605 12 1	.....
Government Stables .. ..	Repairs .. ..	.....	}	"	Ditto ..	64 3 11	.....	64 3 11	.....	
Lower Lodge, Government Domain	Ditto .. ..	.....		"	"	Ditto ..	11 4 5	.....	11 4 5	.....
Government Domain—Wall .. ..	Ditto .. ..	.....	}	"	Ditto ..	9 10 0	.....	9 10 0	.....	
" Gas Lamps .. ..	Gas lighting ..	.....		"	"	Ditto ..	100 11 9	.....	100 11 9	.....
" Parliamentary Stand, Cricket Match.	Constructing ..	.....	}	"	Ditto ..	193 12 0	.....	193 12 0	.....	
" Stand for presentation of Victoria Cross.	Ditto .. ..	.....		"	"	Ditto ..	6 11 10	.....	6 11 10	.....
" Dwarf Wall and Railing ..	Ditto .. ..	800	}	"	Unfinished ..	.....	250 0 0	250 0 0	.....	
Lodge near Botanic Gardens	Erecting .. ..	450		"	"	Ditto ..	.....	260 0 0	260 0 0	.....
Buildings, Botanic Gardens ..	Repairs .. ..	.....	}	"	Finished ..	35 15 5	.....	35 15 5	9 18 7	
Immigration Depôt, Hyde Park	Ditto .. ..	.....		"	"	Ditto ..	14 17 4	.....	14 17 4	4 7 0
Parliamentary Buildings .. ..	Repairs and alterations.	.....	}	"	Ditto ..	375 6 10	.....	375 6 10	175 1 0	
Harbour Master's Residence, Newcastle—Water Tank.	Constructing ..	.....		"	"	Ditto ..	78 0 0	.....	78 0 0	.....
Port Master's Office .. ..	Notice Boards ..	.....	}	"	Ditto ..	10 0 0	.....	10 0 0	.....	
Shipping Master's Office .. ..	Ditto .. ..	.....		"	"	Ditto ..	.....	.....	.....	21 19 0
Observatory .. ..	Repairs and alterations.	.....	}	"	Ditto ..	353 2 8	.....	353 2 8	7 8 0	
Weights and Measures Office ..	Repairs .. ..	.....		"	"	Ditto ..	85 1 6	.....	85 1 6	.....
Temporary Post Office, Wynyard-square	Erecting .. ..	3,500	}	1863	Ditto ..	3,499 14 6	.....	421 12 10	41 3 10	
"	Repairs, &c. ..	.....		"	"	Ditto ..	86 16 5	.....	86 16 5	.....
Money Order Office .. ..	Repairs .. ..	.....	}	1864	Ditto ..	20 12 11	.....	20 12 11	29 10 0	
Registry Office and Land Titles Office	Extra work, additions.	.....		"	"	Ditto ..	626 12 2	.....	626 12 2	202 0 3
"	Repairs & fittings ..	.....	}	"	Ditto ..	67 6 4	.....	67 6 4	.....	
Government Stores .. ..	Repairs .. ..	.....		"	"	Ditto ..	47 11 5	.....	47 11 5	10 19 6
" New Sheds .. ..	Erecting .. ..	1,000	}	1863	Ditto ..	999 19 4	.....	79 19 4	.....	
Residence, Dawes' Battery .. ..	Repairs .. ..	.....		"	"	Ditto ..	12 11 7	.....	12 11 7	.....
Government Printing Office ..	Additions .. ..	.....	}	1864	Ditto ..	617 7 6	.....	617 7 6	133 16 0	
"	Repairs .. ..	.....		"	"	Ditto ..	66 1 10	.....	66 1 10	.....
Landing Waiter's Box, Circular Quay (Old)	Constructing ..	.....	}	"	Ditto ..	39 10 0	.....	39 10 0	.....	
"	Repairs .. ..	.....		"	"	Ditto ..	19 7 4	.....	19 7 4	.....
Office of Chief Inspector of Distilleries	Clock .. ..	.....	}	"	Ditto ..	.....	.....	.....	6 10 0	
Custom House, Sydney .. ..	Repairs .. ..	.....		"	"	Ditto ..	24 9 7	.....	24 9 7	7 4 9
Customs Station, Botany .. ..	Repairs and alterations.	.....	}	"	Ditto ..	200 9 9	.....	200 9 9	.....	
" Broken Bay .. ..	Repairs .. ..	.....		"	"	Ditto ..	89 8 8	.....	89 8 8	.....
Customs Office, Moama .. ..	Erecting .. ..	.....	}	"	Ditto ..	65 5 3	.....	65 5 3	.....	
Custom House, Newcastle .. ..	Ditto .. ..	.....		"	"	Ditto ..	.....	.....	.....	27 4 0
Customs Station, Richmond River ..	Removal & repairs ..	.....	}	"	Ditto ..	50 0 0	.....	50 0 0	.....	
Custom House, Grafton .. ..	Fencing, &c. ..	.....		"	"	Ditto ..	78 18 0	.....	78 18 0	.....



PUBLIC WORKS—continued.

WORK, AND WHERE SITUATED.	Whether Constructing, or under Repair.	Estimated Expense.	Fund from which the Expense is defrayed.	When Commenced.	Whether Finished or Unfinished	If Finished, actual amount of Expenditure.	If Unfinished, amount of Expenditure to 31 Dec., 1864.	Amount Expended in 1864.	Amount Expended for Furniture in 1864.	REMARKS.
PUBLIC WORKS AND BUILDINGS—contd.						£ s. d.	£ s. d.	£ s. d.	£ s. d.	
JUDICIAL, POLICE, &c.—continued.										
Police Station—Diamond Swamp	Repairs	.....	Consolidated Revenue	1864	Finished	44 17 0	.....	44 17 0	.....	
Kiama	Ditto	.....		"	"	Ditto	7 10 0	.....	7 10 0	.....
Newcastle	Ditto	.....		"	"	Ditto	10 19 11	.....	10 19 11	.....
Armidale	Ditto	.....		"	"	Ditto	4 0 0	.....	4 0 0	.....
Timbarra	Ditto	.....		"	"	Ditto	23 0 0	.....	23 0 0	.....
Mundooran	Ditto	.....		"	"	Ditto	15 0 0	.....	15 0 0	.....
Murrurundi	Additions	.....		"	"	Ditto	40 0 0	.....	40 0 0	.....
Fish River	Ditto	.....		"	"	Ditto	76 0 0	.....	76 0 0	.....
Perry	Ditto	.....		"	"	Ditto	20 0 0	.....	20 0 0	.....
Urana	Ditto	.....		"	"	Ditto	12 19 6	.....	12 19 6	.....
Eden	Tanks	.....		"	"	Ditto	4 14 9	.....	4 14 9	.....
Bullock Flat	Purchase & repairs	.....		"	"	Ditto	89 10 0	.....	89 10 0	.....
Country Districts	Lithographic plans	.....		"	"	Ditto	16 8 0	.....	16 8 0	.....
Escort Station—Cowra	Erecting	650		"	"	Ditto	630 0 0	.....	630 0 0	.....
Jugiong	Ditto	550		"	"	Ditto	535 0 0	.....	535 0 0	.....
Carcoar	Ditto	650	"	"	Ditto	630 0 0	.....	630 0 0	.....	
Gaol—Yass	Ditto	2,000	"	1862	Ditto	2,048 9 2	.....	478 9 2	.....	
Windsor	Ditto	2,300	"	1863	Ditto	2,279 0 0	.....	779 0 0	*38 3 0	
Deniliquin	Ditto	2,550	"	"	Ditto	2,618 2 0	.....	688 2 0	34 4 0	
Darlinghurst	(Boundary Wall) (Padded Cells)	Ditto	"	1864	Unfinished	.....	575 10 1	575 10 1	13 10 0	
		Constructing	250	"	"	Finished	166 7 10	166 7 10	.....	
Darlinghurst		Additions, alterations, and repairs.	"	"	Ditto	2,852 10 2	.....	2,852 10 2	.....	
		Hard labour expenses.	.....	"	"	Ditto	785 0 10	.....	785 0 10	.....
Berrima	(Watch Towers)	Raising wall	665	1863	Ditto	655 0 0	.....	355 0 0	.....	
		Erecting	150	1864	Ditto	151 0 0	.....	151 0 0	.....	
Goulburn		Repairs, &c.	.....	"	Ditto	77 15 7	.....	77 15 7	.....	
		Hard labour expenses.	.....	"	Ditto	387 13 8	.....	387 13 8	.....	
Goulburn		Repairs and additions.	.....	"	Ditto	238 18 8	.....	238 18 8	9 7 0	
		Additions and repairs.	.....	"	Ditto	1,300 17 1	.....	1,300 17 1	.....	
Pairamatta		Hard labour expenses.	.....	"	Ditto	1,508 2 6	.....	1,508 2 6	.....	
Wollongong		Additions and repairs.	.....	"	Ditto	45 7 10	.....	45 7 10	5 0 0	
Gundagai		Additions	.....	"	Ditto	15 0 0	.....	15 0 0	.....	
Mudgee		Ditto	.....	"	Ditto	69 18 0	.....	69 18 0	.....	
		Ditto, &c.	.....	"	Ditto	927 13 2	.....	927 13 2	.....	
East Maitland		Hard labour expenses.	.....	"	Ditto	215 15 1	.....	215 15 1	.....	
Braidwood		Additions, &c.	.....	"	Ditto	100 13 1	.....	100 13 1	2 10 0	
		Hard labour expenses.	.....	"	Ditto	1 6 10	.....	1 6 10	.....	

Includes £10 4s. 2d. expended for fittings, &c., in 1864.

\* And fittings.



Wagga Wagga (Enclosing Wall) .. .. .	Erecting .. .. .	750	1864	Finished..	745 0 0	745 0 0		
Bathurst .. .. .	Repairs, &c. .. .. .		"	Ditto ..	54 2 4	54 2 4		
Armidale { (Water Tank) .. .. .	Hard labour ex- .. .. .		"	Ditto ..	145 11 2	145 11 2		
Albury, Orange, Wellington, Muswellbrook, .. .. .	Repairs .. .. .		"	Ditto ..	12 3 0	12 3 0		
and Grafton. .. .. .	Constructing .. .. .		"	Ditto ..	293 0 0	293 0 0		
Gaol and Court House—Cooma .. .. .	Repairs, &c. .. .. .		"	Ditto ..	92 7 5	92 7 5	5 5 0	
Country Districts .. .. .	Erecting .. .. .	2,000	1862	Ditto ..	1,950 10 0	420 10 0	16 9 0	
Court House—Darlinghurst .. .. .	Superintendence .. .. .		1864	Ditto ..	502 1 8	502 1 8		
Nimitybelle .. .. .	and plans. .. .. .	2,000	"	Unfinished .. .. .		150 0 0	20 7 3	
West Kempsey .. .. .	Additions .. .. .	400	1863	Finished..	154 8 7	154 8 7		
Parramatta .. .. .	Repairs .. .. .	800	"	Ditto ..	420 3 10	70 3 10	31 0 0	
Dungog .. .. .	Repairs and ad- .. .. .	702	"	Ditto ..	780 0 0	130 0 0	*43 13 0	
Tenterfield .. .. .	ditions. .. .. .	700	"	Ditto ..	686 15 2	210 18 6	10 18 0	
Braidwood .. .. .	Additions .. .. .	350	"	Ditto ..	695 7 6	548 7 6		
Picton .. .. .	Ditto .. .. .	900	"	Ditto ..	334 16 0	174 16 0	34 0 0	
East Maitland { (Water Tank) .. .. .	Alterations, &c. .. .. .	1,500	1864	Ditto ..	1,073 15 6	449 15 6	16 15 6	
Murrurundi (Horse Shed) .. .. .	Erecting .. .. .	600	"	Unfinished .. .. .		860 0 0		
Liverpool .. .. .	Additions .. .. .	200	"	Finished..	567 0 0	567 0 0		
Deniliquin .. .. .	Constructing .. .. .		"	Unfinished .. .. .		156 17 6		
Walgett .. .. .	Erecting .. .. .		"	Finished..	205 0 0	205 0 0		
Moama .. .. .	Repairs .. .. .		"	Ditto ..	213 18 1	213 18 1		
Morpeth .. .. .	Ditto .. .. .		"	Ditto ..	2 0 0	2 0 0	*150 0 0	
Nundle .. .. .	Fittings .. .. .		"	Ditto ..			*50 3 0	
Paterson .. .. .			"	Ditto ..			*96 10 0	
Country Districts (28) .. .. .			"	Ditto ..	63 10 0	63 10 0		
Court and Watch House—Bega .. .. .			"	Ditto ..			48 10 0	
Ballina .. .. .	Repairs .. .. .	900	1863	Ditto ..			*77 14 4	
Wentworth .. .. .	Erecting .. .. .	800	"	Ditto ..			160 14 9	
Forbes .. .. .	Ditto .. .. .	1,150	1864	Ditto ..	1,101 0 0	1,101 0 0	38 8 6	
Walgett .. .. .	Additions .. .. .	850	"	Ditto ..	75 0 0	75 0 0		
Muswellbrook .. .. .	Erecting .. .. .		"	Unfinished .. .. .		400 0 0		
Watch House—Darlinghurst, George-street South, .. .. .	Repairs .. .. .		"	Finished..	18 3 0	18 3 0		
Cumberland-street, Erskine- .. .. .			"	Ditto ..	42 1 1	42 1 1		
street, Kent-street, and Ba- .. .. .			"					
thurst-street, Sydney. .. .. .			"					
Ryde .. .. .	Additions and re- .. .. .		"	Ditto ..	117 16 8	117 16 8		
Picton .. .. .	pairs. .. .. .	750	"	Unfinished .. .. .		480 0 0		
Sutton Forest .. .. .	Erecting .. .. .	350	"	Finished..	333 0 0	333 0 0		
Araluen (Well) .. .. .	Ditto .. .. .		"	Ditto ..	10 0 0	10 0 0		
Molong .. .. .	Constructing .. .. .		"	Ditto ..	76 0 0	76 0 0		
Cowra .. .. .	Fencing .. .. .		"	Ditto ..	205 13 0	205 13 0		
Balmain, Gundaroo, Burrowa, .. .. .	Repairs .. .. .		"	Ditto ..	83 5 7	83 5 7		
Nelligen, and Murrurundi. .. .. .	Ditto .. .. .		"	Ditto ..				
Lock-up—Stony Creek .. .. .	Erecting .. .. .	400	"	Ditto ..	390 0 0	390 0 0		
Aberdeen .. .. .	Ditto .. .. .	650	"	Ditto ..	623 0 0	623 0 0		
Windsor .. .. .	Repairs .. .. .		"	Ditto ..	142 0 0	142 0 0		
Major's Creek, Windeycr, Gunnedah, .. .. .	Ditto .. .. .		"	Ditto ..	87 19 0	87 19 0		
Rocky River, and Bingera. .. .. .			"					
					31,713 6 6	2,622 7 7	25,098 17 5	1,058 8 6

Consolidated Revenue

\* And fittings.

\* And fittings.

\* And fittings.

PUBLIC WORKS—continued.

WORK, AND WHERE SITUATED.	Whether Constructing, or under Repair.	Estimated Expense.	Fund from which the Expense is defrayed.	When Commenced.	Whether Finished or Unfinished.	If Finished, actual amount of Expenditure.	If Unfinished, Amount of Expenditure to 31 Dec., 1864.	Amount Expended in 1864.	Amount Expended for Furniture in 1864.	REMARKS.	
		£				£ s. d.	£ s. d.	£ s. d.	£ s. d.		
<b>PUBLIC WORKS AND BUILDINGS—contd.</b>											
<b>BATTERIES.</b>											
Dawes' Battery .. .. .	Repairs .. .. .	.....	Consolidated Revenue	1864	Finished..	60 18 6	.....	60 18 6	.....		
Fort Macquarie .. .. .	Ditto .. .. .	.....		"	"	Ditto ..	30 0 1	.....	30 0 1	.....	
Fort Denison .. .. .	Ditto .. .. .	.....		"	"	Ditto ..	3 5 6	.....	3 5 6	.....	
Macquarie Point Battery .. .. .	Ditto and fencing .. .. .	.....		"	"	Ditto ..	156 0 10	.....	156 0 10	.....	
Harbour Defences generally .. .. .	Repairs to boat .. .. .	.....		"	"	Ditto ..	4 12 5	.....	4 12 5	.....	
						254 17 4	.....	254 17 4	.....		
<b>MILITARY, &amp;c.</b>											
Victoria Barracks .. .. .	Repairs .. .. .	.....		"	"	Ditto ..	477 1 10	.....	477 1 10	4 10 0	
	Lighting lamps, sweeping chimneys, &c. .. .. .	.....		"	"	Ditto ..	247 19 2	.....	247 19 2	.....	
Artillery Barracks .. .. .	Repairs .. .. .	.....		"	"	Ditto ..	73 4 2	.....	73 4 2	.....	
Staff Offices .. .. .	Gas-lighting .. .. .	.....	"	"	Ditto ..	106 16 3	.....	106 16 3	.....		
Commissariat Stores .. .. .	Repairs .. .. .	.....	"	"	Ditto ..	24 19 1	.....	24 19 1	.....		
Main Guard House .. .. .	Ditto .. .. .	.....	"	"	Ditto ..	9 7 0	.....	9 7 0	.....		
Guard House, Government Domain .. .. .	Ditto and lighting .. .. .	.....	"	"	Ditto ..	23 12 0	.....	23 12 0	.....		
Volunteer Artillery Armoury .. .. .	Ditto ditto .. .. .	.....	"	"	Ditto ..	15 15 5	.....	15 15 5	.....		
Volunteer Rifles do. .. .. .	Repairs .. .. .	.....	"	"	Ditto ..	0 6 9	.....	0 6 9	.....		
	Ditto and gas-lighting. .. .. .	.....	"	"	Ditto ..	33 4 1	.....	33 4 1	.....		
Guard House, Goat Island .. .. .	Repairs .. .. .	.....	"	"	Ditto ..	0 3 0	.....	0 3 0	.....		
Barracks, Newcastle .. .. .	Ditto .. .. .	.....	"	"	Unfinished .. .. .	.....	350 0 0	350 0 0	.....		
						1,012 8 9	350 0 0	1,362 8 9	4 10 0		
<b>SCHOOLS.</b>											
Protestant Orphan School .. .. .	Repairs .. .. .	.....	"	"	Ditto ..	38 15 10	.....	38 15 10	12 13 6		
<b>ALMSHOUSES.</b>											
Benevolent Asylum, Hyde Park .. .. .	Repairs and additions. .. .. .	.....	"	"	Ditto ..	640 4 5	.....	640 4 5	.....		
Parramatta .. .. .	Repairs .. .. .	.....	"	"	Ditto ..	21 7 8	.....	21 7 8	.....		
Liverpool .. .. .	Ditto .. .. .	.....	"	"	Ditto ..	499 11 1	.....	499 11 1	.....		
						1,161 3 2	.....	1,161 3 2	.....		

1-2 D

MEDICAL.

Lunatic Asylum, Tarban Creek .. .. .	Repairs .. .. .	.....	Consolidated Revenue	1864	Unfinished	192 15 3	.....	192 15 3	3 15 0
Parramatta, additional Wing .. .. .	Erecting .. .. .	5,000		1862	Ditto .. .. .	4,338 0 0	.....	709 0 0	23 10 0
Do. .. .. .	Repairs .. .. .	.....		1864	Ditto .. .. .	311 4 10	.....	311 4 10	.....
Do. .. .. .	Additions and alterations.	750		"	Unfinished	.....	700 0 0	700 0 0	.....
Invalid Establishment, Parramatta .. .. .	Repairs .. .. .	.....		"	Finished..	1 12 6	.....	1 12 6	.....
						4,843 12 7	700 0 0	1,914 12 7	27 5 0

MISCELLANEOUS.

Australian Museum .. .. .	Additions .. .. . Dwarf wall, &c. .. .. .	25,000 950	Loans	1862	Unfinished	.....	19,914 4 11	3,073 11 3	.....
				1864	Ditto .. .. .	.....	300 0 0	300 0 0	.....
Site for Public Free Library .. .. .	Repairs .. .. .	.....	"	Finished .. .. .	40 3 0	.....	40 3 0	.....	
Dead House, Circular Quay .. .. .	Fencing .. .. .	.....	"	Ditto .. .. .	12 16 10	.....	12 16 10	.....	
Woolshed, do. .. .. .	Repairs .. .. .	.....	"	Ditto .. .. .	75 0 0	.....	75 0 0	.....	
Water-closets, do. .. .. .	Ditto .. .. .	.....	"	Ditto .. .. .	0 18 11	.....	0 18 11	.....	
Sydney Streets: .. .. .	Removing and cleansing.	.....	"	Ditto .. .. .	42 6 10	.....	42 6 10	.....	
Coffins for Paupers .. .. .	Gas lamps .. .. .	.....	Consolidated Revenue	"	Ditto .. .. .	405 0 0	.....	405 0 0	.....
Tomb of Major Ovens and Judge Bent, Garden Island.	Coffins and burial expenses.	.....	"	Ditto .. .. .	92 18 6	.....	92 18 6	.....	
Powder Magazine, Goat Island .. .. .	Repairs .. .. .	.....	"	Ditto .. .. .	86 5 0	.....	86 5 0	.....	
Spectacle Island .. .. .	Ditto .. .. .	.....	"	Ditto .. .. .	76 12 9	.....	76 12 9	.....	
Abattoir, Glebe Island .. .. .	Erecting .. .. .	8,000	1863	Unfinished	.....	3,073 18 10	2,058 0 0	.....	
Lodge to Cemetery, Haslem's Creek .. .. .	Repairs .. .. .	.....	1864	Finished..	175 0 0	.....	175 0 0	.....	
Life-boat Shed, Newcastle .. .. .	Erecting .. .. .	500	"	Ditto .. .. .	380 0 0	.....	380 0 0	.....	
Public Well, Port Macquarie .. .. .	Repairs .. .. .	.....	"	Unfinished	.....	100 0 0	100 0 0	.....	
	Fencing .. .. .	.....	"	Finished..	2 0 0	.....	2 0 0	.....	
						1,389 1 10	23,388 3 9	6,920 13 1	.....

WORKS, &c., NOT UNDER THE IMMEDIATE SUPERINTENDENCE OF THE GOVERNMENT.

Sewerage Works, Sydney .. .. .	Constructing .. .. .	.....	Sewerage Act, 17 Vict., No. 34, Government-Loan and Debentures.	1854	Unfinished	.....	243,978 14 2	4,253 1 0	.....
Water Works, Sydney .. .. .	Ditto .. .. .	.....	17 Vict., No. 15, Government-Loan, Debentures, and Water Rate.	"	Ditto .. .. .	.....	381,766 17 6	21,958 7 4	.....
University of Sydney .. .. .	Ditto .. .. .	.....	.....	"	Ditto .. .. .	.....	80,388 17 10	*650 5 10	.....
St. John's College .. .. .	Ditto .. .. .	40,000	Government and Voluntary Contributions.	Feb., 1861	Ditto .. .. .	.....	38,644 14 5	.....	.....

\* For repairs to building and improvement of grounds.

A part only of the entire plan has been executed. There is at present full accommodation for thirty students, each having the exclusive use of a room.

PUBLIC WORKS—*continued.*

## MINOR ROADS.

No. 156.—RETURN of EXPENDITURE on MINOR ROADS, Department of Public Works, for the Year 1864.

NAME OF ROAD.	FROM VOTES OF	FROM VOTES OF	TOTAL.
	1863.	1864.	
	£ s. d.	£ s. d.	£ s. d.
St. Leonard's to Pennant Hills .. .. .	.....	110 0 0	110 0 0
Botany to Long Bay .. .. .	.....	517 15 7	517 15 7
Hexham Railway Approach .. .. .	.....	24 15 0	24 15 0
Waratah Railway Approach .. .. .	.....	22 1 0	22 1 0
Port Macquarie to Kempsey .. .. .	29 0 3	129 19 3	158 19 6
Singleton to Merriwa .. .. .	125 19 6	621 16 2	747 15 8
Merriwa to Cassilis .. .. .	118 14 0	189 0 0	307 14 0
Cassilis to Coonabarabran .. .. .	.....	455 0 0	455 0 0
Scone to Moonan .. .. .	.....	173 8 11	173 8 11
Currabubula to Tamworth .. .. .	198 6 3	130 14 11	329 1 2
Tamworth to Manilla .. .. .	131 5 0	57 12 0	188 17 0
Armidale to Glen Innes .. .. .	.....	526 9 8	526 9 8
Glen Innes to Tenterfield.. .. .	.....	145 17 10	145 17 10
Tenterfield to Maryland .. .. .	44 4 0	298 18 4	343 2 4
Armidale to Port Macquarie .. .. .	.....	75 19 3	75 19 3
Armidale to Grafton .. .. .	80 10 0	364 13 9	445 3 9
Grafton to Tenterfield .. .. .	42 17 7	1,375 16 1	1,418 13 8
Tenterfield to Casino .. .. .	23 16 9	556 8 7	580 5 4
Casino to Lismore .. .. .	.....	114 18 8	114 18 8
Lismore to Ballina.. .. .	.....	30 0 0	30 0 0
Lawrence to Grafton .. .. .	.....	565 16 2	565 16 2
Tabulam Punt and Approaches .. .. .	200 0 0	.....	200 0 0
Bridge over Gordon Brook .. .. .	88 9 8	.....	88 9 8
Cudgegong to Cassilis .. .. .	.....	1 0 0	1 0 0
St. Mary's to Orphan School Road .. .. .	.....	40 0 0	40 0 0
Penrith, Bringelly Cross Roads .. .. .	.....	144 10 6	144 10 6
Bathurst to Peel .. .. .	10 6 0	45 14 0	56 0 0
Bathurst to Ophir .. .. .	.....	244 5 10	244 5 10
Bathurst to Carcoar .. .. .	273 12 8	173 0 0	446 12 8
Carcoar to Canowindra .. .. .	.....	71 5 1	71 5 1
Carcoar to Cowra .. .. .	.....	241 2 6	241 2 6
Cowra to Young .. .. .	.....	343 19 0	343 19 0
Bathurst to Caloola .. .. .	.....	474 14 8	474 14 8
Bathurst to Rockley .. .. .	.....	160 0 0	160 0 0
Rockley to Caloola.. .. .	.....	19 10 0	19 10 0
Caloola to Tuena .. .. .	.....	29 10 0	29 10 0
Bathurst to Campbell's River .. .. .	.....	294 4 8	294 4 8
Bathurst to Fish River Creek .. .. .	.....	176 14 2	176 14 2
Orange to Ophir .. .. .	.....	80 10 8	80 10 8
Orange to Stony Creek .. .. .	.....	399 13 8	659 17 4
Molong to Obley .. .. .	.....	260 3 8	
Orange to Forbes .. .. .	122 3 4	582 6 7	704 9 11
Mudgee to Wellington .. .. .	93 8 0	.....	93 8 0
Molong to Stony Creek .. .. .	.....	219 16 0	219 16 0
Goulburn to Bungonia .. .. .	.....	74 7 2	74 7 2
Gunning to Burrowa .. .. .	.....	7 0 0	7 0 0
Lansdowne Bridge to Penrith and Bringelly Road .. .. .	.....	81 15 0	81 15 0
Menangle to foot of Razorback .. .. .	.....	105 15 6	105 15 6
Menangle to Picton .. .. .	.....	300 0 0	300 0 0
Carried forward .. .. .	£ 1,582 13 0	11,057 19 10	12,640 12 10

## NEW SOUTH WALES—1864.

211

PUBLIC WORKS—*continued.*MINOR ROADS—*continued.*

NAME OF ROAD.	FROM VOTES OF 1863.	FROM VOTES OF 1864.	TOTAL.
	£ s. d.	£ s. d.	£ s. d.
Brought forward .. .. .	1,582 13 0	11,057 19 10	12,640 12 10
Broughton's Village to Bomaderry Ferry .. .. .	.....	.....	.....
Nowra to Bateman's Bay .. .. .	.....	21 0 4	21 0 4
Carnes' Hill to Bringelly .. .. .	.....	82 18 0	82 18 0
Main Southern Road to Cobbity .. .. .	.....	45 4 0	45 4 0
Cobbity to Matavai .. .. .	.....	49 9 4	49 9 4
Main Southern Road, at Camden, to Menangle Road .. .. .	.....	61 12 10	61 12 10
Camden to Burratorang .. .. .	.....	103 1 0	103 1 0
Cawdor to Westbrook Bridge .. .. .	.....	21 0 0	21 0 0
Lefevre's to Brownlow Hill .. .. .	.....	28 0 0	28 0 0
Picton, <i>via</i> the Oaks, to Mulgoa Road .. .. .	.....	74 18 8	74 18 8
Picton, <i>via</i> the Oaks, to Burratorang .. .. .	.....	78 5 0	78 5 0
Goulburn to Braidwood .. .. .	.....	300 1 0	300 1 0
Goulburn to Bungendore .. .. .	.....	259 0 0	259 0 0
Bungendore to Queanbeyan .. .. .	.....	126 14 0	126 14 0
Queanbeyan to Cooma .. .. .	.....	14 2 0	14 2 0
Cooma to Kiandra .. .. .	.....	269 1 0	269 1 0
Cooma to Bombala .. .. .	.....	394 17 2	394 17 2
Cathcart to Merimbula .. .. .	.....	498 15 6	498 15 6
Merimbula to Bega .. .. .	190 0 0	190 0 0	380 0 0
Cathcart to Eden .. .. .	150 2 2	579 17 2	729 19 4
Panbula to Merimbula .. .. .	.....	161 5 8	161 5 8
Eden to Sturt .. .. .	.....	84 0 0	84 0 0
Braidwood to Nelligen .. .. .	300 5 8	1,379 8 11	1,679 14 7
Braidwood to Araluen .. .. .	992 14 0	657 16 4	1,650 10 4
Braidwood to Elrington .. .. .	.....	98 14 6	98 14 6
Braidwood to Oronmeir .. .. .	.....	65 6 0	65 6 0
Monga to Major's Creek .. .. .	14 2 6	120 0 0	134 2 6
Wagga Wagga to Young .. .. .	349 4 0	400 0 6	749 4 6
Wallendoon to Binalong .. .. .	.....	19 10 0	19 10 0
Bowning to Young .. .. .	.....	76 0 0	76 0 0
Gundagai to Tumut .. .. .	19 10 0	191 18 3	211 8 3
Tumut to Adelong .. .. .	.....	159 5 0	159 5 0
Middle Adelong to Tumberumba .. .. .	.....	55 4 6	55 4 6
Main Southern Road to Adelong .. .. .	.....	206 18 0	206 18 0
Downing's Inn to Reiby's Crossing .. .. .	.....	48 5 0	48 5 0
Tarcutta to Wagga Wagga .. .. .	.....	250 0 0	250 0 0
Albury to Howlong .. .. .	.....	270 0 0	270 0 0
Albury to Wagga Wagga .. .. .	.....	407 3 11	407 3 11
Gundagai to Wagga Wagga .. .. .	.....	213 12 1	213 12 1
Araluen Road (Flood Vote) .. .. .	.....	500 0 0	500 0 0
Gindera Hill .. .. .	.....	230 19 5	230 19 5
Bowning to Wagga Wagga .. .. .	10 0 0	.....	10 0 0
TOTAL .. .. .	£ 3,608 11 4	19,851 4 11	23,459 16 3

STATISTICS OF

METEOROLOGY.

No. 157.—MONTHLY and ANNUAL Means of Observations taken daily during the Year 1864.

STATIONS (in their assumed positions).	Height above the Mean Sea Level, in feet.	Distance from the Coast in miles.	Latitude.	Longitude.	January.	February.	March.	April.	May.	June.	July.	August.	September.	October.	November.	December.	YEAR.
---	---	---	-----------	------------	----------	-----------	--------	--------	------	-------	-------	---------	------------	----------	-----------	-----------	-------

TABLE I.—TEMPERATURE (in the Shade, at 9 A.M.).

Newcastle	18	1	32 57	151 47	73.7	69.8	68.5	64.8	57.6	53.9	51.6	54.1	60.8	64.6	70.2	71.2	63.4
Windsor	58	21	33 36	150 50	75.4	69.5	67.0	63.0	53.0	49.2	49.2	52.4	59.9	62.4	67.7	72.4	61.9
Sydney	155	5	33 52	151 11	73.5	69.4	67.6	64.1	55.0	51.6	51.2	53.4	58.6	61.0	66.7	68.9	61.9
Deniliquin	410	280	35 32	145 2	71.2	67.6	64.4	61.0	51.1	47.4	44.9	46.4	55.7	60.8	67.5	70.2	59.0
Albury	572	170	36 6	147 0	74.9	72.1	68.3	59.8	48.4	45.2	43.3	45.9	53.0	58.9	65.2	71.9	58.9
Goulburn	2,129	58	34 45	149 45	68.8	63.2	60.0	55.9	46.4	42.9	42.8	44.2	53.4	54.0	65.6	67.3	55.4
Bathurst	2,333	98	33 24	149 37	71.2	66.5	65.5	55.8	43.6	43.4	40.4	43.5	48.9	53.9	63.3	67.7	55.3
Cooma	2,637	53	36 13	149 9	67.7	63.8	59.0	52.4	41.5	38.9	37.6	39.5	45.5	49.5	59.9	61.5	51.4
Armidale	3,278	80	30 34	151 46	70.9	64.5	59.0	57.9	50.0	46.4	42.6	48.0	55.5	55.1	63.0	69.7	56.7

TABLE II.—HIGHEST TEMPERATURE (in the Shade, for 24 hours previous to 9 A.M.).

Newcastle	18	1	32 57	151 47	100.0	97.0	92.0	89.0	76.0	75.0	65.0	75.0	83.0	85.8	92.0	90.0	85.0
Windsor	58	21	33 36	150 50	105.0	104.9	94.0	90.0	81.2	70.6	68.0	74.3	88.2	88.0	98.7	96.9	88.3
Sydney	155	5	33 52	151 11	80.3	75.8	73.7	71.4	65.3	59.9	59.8	62.1	67.6	67.4	73.7	74.0	69.2
Deniliquin	410	280	35 32	145 2	105.1	107.1	92.1	89.1	76.1	65.1	65.1	69.1	81.5	88.1	113.1	108.1	88.3
Albury	572	170	36 6	147 0	.....	.....	.....	.....	.....	.....	.....	.....	.....	.....	.....	.....	.....
Goulburn	2,129	58	34 45	149 45	99.0	104.0	84.0	81.0	67.2	57.3	56.0	63.0	73.5	74.5	91.4	92.9	78.7
Bathurst	2,333	98	33 24	149 37	95.0	95.0	89.0	82.0	71.0	66.0	60.0	65.5	77.0	78.0	91.0	92.0	80.1
Cooma	2,637	53	36 13	149 9	93.0	93.0	88.0	79.5	64.5	62.9	54.2	60.0	72.0	73.0	88.0	91.1	76.6
Armidale	3,278	80	30 34	151 46	.....	.....	.....	.....	.....	.....	.....	.....	.....	.....	.....	.....	.....

TABLE III.—LOWEST TEMPERATURE (in the Shade, for 24 hours previous to 9 A.M.).

Newcastle	18	1	32 57	151 47	60.3	58.3	60.3	45.9	41.3	41.3	40.3	39.2	43.0	47.1	49.5	49.8	48.0
Windsor	58	21	33 36	150 50	47.6	46.3	53.2	34.4	32.0	28.8	31.0	30.7	31.5	40.0	36.3	43.2	37.9
Sydney	155	5	33 52	151 11	63.9	62.5	61.7	57.7	51.1	48.2	46.8	47.6	50.8	53.4	57.0	60.0	55.1
Deniliquin	410	280	35 32	145 2	.....	.....	.....	.....	.....	.....	.....	.....	.....	.....	.....	.....	.....
Albury	572	170	36 6	147 0	38.0	42.0	42.0	32.0	30.0	30.0	29.0	27.6	27.2	34.2	38.2	42.8	34.4
Goulburn	2,129	58	34 45	149 45	32.0	39.0	37.0	23.0	27.2	25.0	27.1	26.0	28.5	30.5	22.7	32.3	29.2
Bathurst	2,333	98	33 24	149 37	37.0	34.0	32.0	25.0	20.0	20.0	23.0	21.0	25.0	28.5	24.0	34.0	27.0
Cooma	2,637	53	36 13	149 9	35.4	36.7	40.4	29.5	17.1	21.2	25.4	23.1	25.7	30.5	34.5	36.2	29.6
Armidale	3,278	80	30 34	151 46	.....	.....	.....	.....	.....	.....	.....	.....	.....	.....	.....	.....	.....

TABLE IV.—MEAN DIURNAL RANGE OF TEMPERATURE (in the Shade, for 24 hours previous to 9 A.M.).

Newcastle	18	1	32 57	151 47	13.7	15.7	13.0	17.2	17.6	14.6	18.7	18.8	20.3	18.9	20.1	18.9	17.7
Windsor	58	21	33 36	150 50	27.1	19.3	18.8	21.0	25.4	19.6	21.8	22.6	29.7	24.0	28.9	26.6	23.7
Sydney	155	5	33 52	151 11	16.4	13.3	12.0	13.7	14.2	11.7	13.0	14.5	16.8	14.0	15.7	14.0	14.1
Deniliquin	410	280	35 32	145 2	.....	.....	.....	.....	.....	.....	.....	.....	.....	.....	.....	.....	.....
Albury	572	170	36 6	147 0	.....	.....	.....	.....	.....	.....	.....	.....	.....	.....	.....	.....	.....
Goulburn	2,129	58	34 45	149 45	36.9	28.3	22.4	23.6	21.1	14.2	14.0	13.8	24.6	22.6	23.5	23.2	23.2
Bathurst	2,333	98	33 24	149 37	36.2	34.1	30.3	32.5	24.0	21.8	21.4	30.6	24.9	38.2	34.2	34.2	29.9
Cooma	2,637	53	36 13	149 9	30.3	26.2	22.3	19.2	25.9	18.5	18.3	20.3	25.1	22.4	29.2	27.2	23.7
Armidale	3,278	80	30 34	151 46	.....	.....	.....	.....	.....	.....	.....	.....	.....	.....	.....	.....	.....

TABLE V.—MEAN OF MAXIMUM AND MINIMUM TEMPERATURE (in the Shade, for 24 hours previous to 9 A.M.).

Newcastle	18	1	32 57	151 47	75.5	72.5	70.3	67.8	60.5	57.0	53.5	56.4	62.0	64.2	69.6	71.0	65.0
Windsor	58	21	33 36	150 50	75.4	70.4	68.7	64.2	56.4	52.0	51.3	53.1	60.0	61.2	66.9	69.4	62.4
Sydney	155	5	33 52	151 11	72.1	69.3	67.7	69.6	58.2	54.1	53.3	54.9	59.2	60.4	64.9	67.0	62.6
Deniliquin	410	280	35 32	145 2	.....	.....	.....	.....	.....	.....	.....	.....	.....	.....	.....	.....	.....
Albury	572	170	36 6	147 0	.....	.....	.....	.....	.....	.....	.....	.....	.....	.....	.....	.....	.....
Goulburn	2,129	58	34 45	149 45	67.7	63.1	60.5	55.6	47.9	44.7	43.5	44.6	51.1	49.9	59.5	63.0	54.3
Bathurst	2,333	98	33 24	149 37	67.7	63.4	59.9	57.9	47.3	42.5	42.1	43.0	50.2	52.9	57.5	63.8	54.0
Cooma	2,637	53	36 13	149 9	67.1	63.2	60.6	54.3	45.2	41.8	40.4	42.1	48.6	51.1	60.6	60.6	52.8
Armidale	3,278	80	30 34	151 46	.....	.....	.....	.....	.....	.....	.....	.....	.....	.....	.....	.....	.....

TABLE VI.—MEAN HEIGHT OF THE BAROMETER at 9 A.M. (corrected to 32° Fahrenheit and Mean Sea Level).

Newcastle	18	1	32 57	151 47	29.934	29.946	30.116	30.075	30.473	30.106	30.241	29.981	30.016	29.978	30.264	29.940	30.089
Windsor	58	21	33 36	150 50	29.984	29.989	30.161	30.097	30.266	30.109	29.996	30.013	30.032	29.978	30.036	29.931	30.045
Sydney	155	5	33 52	151 11	29.937	29.922	30.162	30.094	30.258	30.100	29.980	30.006	30.043	29.984	30.031	29.939	30.044
Deniliquin	410	280	35 32	145 2	29.904	29.932	30.090	30.087	30.237	30.159	30.031	30.044	30.022	29.945	30.024	30.006	30.040
Albury	572	170	36 6	147 0	29.916	29.946	30.148	30.110	30.263	30.180	30.067	30.057	30.116	29.965	29.949	29.936	30.054
Goulburn	2,129	58	34 45	149 45	29.934	30.001	30.240	30.087	30.282	30.136	30.000	29.924	29.713	30.017	30.024	29.983	30.023
Bathurst	2,333	98	33 24	149 37	29.912	29.921	30.257	30.044	30.183	30.042	29.968	29.962	29.908	29.964	30.006	29.926	30.008
Cooma	2,637	53	36 13	149 9	30.021	30.094	30.253	30.188	30.294	30.178	30.037	30.051	30.091	30.053	30.029	30.041	30.117
Armidale	3,278	80	30 34	151 46	29.894	29.863	30.001	30.037	30.135	29.973	29.936	29.958	29.965	29.916	29.976	30.015	29.972

NEW SOUTH WALES—1864.

METEOROLOGY—continued.

STATIONS (in their assumed positions.)	Height above the Mean Sea Level, in feet.	Distance from the Coast in miles.	Latitude.		Longitude.		January.	February.	March.	April.	May.	June.	July.	August.	September.	October.	November.	December.	YEAR.
			°	'	°	'													

TABLE VII.—MEAN AMOUNT OF HUMIDITY (0-100) at 9 A.M.

Newcastle	18	1	32 57	151 47	74	82	84	78	75	74	78	53	69	64	60	71	71.8
Windsor	58	21	33 36	150 50	70	79	83	88	89	89	83	75	70	72	68	69	77.5
Sydney	155	5	33 52	151 11	72	76	79	77	76	78	71	73	70	69	63	72	73.8
Deniliquin	410	280	35 32	145 2	62	64	66	70	77	85	85	72	62	54	54	69.7	
Albury	572	170	36 6	147 0	66	66	70	81	83	82	89	84	80	79	62	61	75.2
Goulburn	2,129	58	34 45	149 45	63	75	79	78	84	82	82	72	73	73	54	60	72.9
Bathurst	2,333	98	33 24	149 37	78	77	69	87	84	95	87	81	81	72	58	60	77.4
Cooma	2,637	53	36 13	149 9	56	60	77	84	85	90	93	86	81	76	58	62	75.7
Armidale	3,278	80	30 34	151 46	65	74	90	84	84	86	79	79	73	82	...	...	79.6

TABLE VIII.—RAIN FALL in Inches.

Newcastle	18	1	32 57	151 47	4.71	10.05	15.41	11.74	5.59	15.18	...	0.48	0.22	2.04	1.51	6.66	74.49
Windsor	58	21	33 36	150 50	1.79	6.60	8.27	1.98	3.45	14.45	6.52	2.77	0.48	4.00	1.69	3.04	55.04
Sydney	155	5	33 52	151 11	1.10	7.10	11.68	7.46	4.03	15.38	8.02	3.03	1.14	5.41	1.25	3.42	69.02
Deniliquin	410	280	35 32	145 2	1.77	0.40	2.88	3.63	0.12	1.33	0.46	1.19	1.06	0.13	...	0.05	13.02
Albury	572	170	36 6	147 0	0.74	1.22	2.03	7.30	0.72	3.76	3.38	3.75	4.92	1.37	...	2.08	31.27
Goulburn	2,129	58	34 45	149 45	0.44	2.86	3.74	0.92	0.99	3.89	4.32	1.82	2.05	3.56	0.07	1.76	26.42
Bathurst	2,333	98	33 24	149 37	2.46	2.89	1.73	1.32	...	3.59	2.70	1.39	0.99	2.97	0.48	2.44	22.96
Cooma	2,637	53	36 13	149 9	1.42	1.55	2.26	3.02	0.18	2.43	3.32	1.41	2.02	1.81	0.24	1.70	21.45
Armidale	3,278	80	30 34	151 46	1.42	11.01	7.15	1.36	1.32	4.63	4.75	3.23	0.01	0.03	3.03	0.01	42.85

TABLE IX.—NUMBER OF RAINY DAYS.

Newcastle	18	1	32 57	151 47	9	13	20	14	9	7	...	10	9	9	7	12	119
Windsor	58	21	33 36	150 50	13	19	29	20	21	22	14	17	9	14	7	12	197
Sydney	155	5	33 52	151 11	11	16	23	17	20	14	10	15	12	17	8	12	175
Deniliquin	410	280	35 32	145 2	7	1	5	6	3	7	4	10	4	5	...	4	56
Albury	572	170	36 6	147 0	3	3	6	11	6	10	11	10	8	5	...	3	76
Goulburn	2,129	58	34 45	149 45	2	7	9	9	12	17	20	11	7	11	3	8	116
Bathurst	2,333	98	33 24	149 37	6	9	7	5	...	9	13	7	6	14	4	8	88
Cooma	2,637	53	36 13	149 9	6	4	10	13	4	12	10	12	11	16	4	12	114
Armidale	3,278	80	30 34	151 46	12	14	19	2	4	10	7	6	1	1	3	1	80

TABLE X.—PREVAILING DIRECTION OF THE WIND, at 9 A.M.

Newcastle	18	1	32 57	151 47	S.	S.	E.&W.	W.	W.	N.W.	W.	W.	W.	S.	E.S.E.	S.E.	W.
Windsor	58	21	33 36	150 50	N.E.	S.W.	S.S.W.	S.W.	S.W.	N.W.	N.W.	S.W.	S.W.	S.W.	S.E.	by S.E.	S.W.
Sydney	155	5	33 52	151 11	S.S.W.	S.	W.	W.	W.	W.	W.	W.	W.	W.	S.S.W.	S.	W.
Deniliquin	410	280	35 32	145 2	S.W.	S.	S.	S.	N.E.	N.	N.E.	N.W.	S.W.	S.	W.	W.	S.
Albury	572	170	36 6	147 0	S.W.	S.W.	S.S.E.	N.N.E.	N.E.	N.N.E.	N.N.E.	N.N.E.	W.S.W.	W.S.W.	S.W.	S.W.	S.W. & N.N.E.
Goulburn	2,129	58	34 45	149 45	N.E.	N.E.	N.E.	N.E.	W.	W.	W.N.W.	W.	W.	W.	W.	N.E.	W.
Bathurst	2,333	98	33 24	149 37	W.	S.E.	S.	W.	W.S.W.	S.W.	W.	W.	W.	W.	W.S.W.	W.	W.
Cooma	2,637	53	36 13	149 9	N.W.	N.E.	N.	S.S.W.	N.	S.	N.W.	W.N.W.	N.	S.W.	N.	N.	N.
Armidale	3,278	80	30 34	151 46	E.	E.	E.	E.	E.	E.	S.W.	W.	W.	W.	S.W.	W.	E.

TABLE XI.—MEAN AMOUNT OF CLOUDY SKY (0-10) at 9 A.M.

Newcastle	18	1	32 57	151 47	5.4	6.7	6.8	5.0	3.2	5.4	4.2	4.3	3.0	4.0	4.2	6.0	4.9
Windsor	58	21	33 36	150 50	6.4	7.8	7.7	7.0	6.7	7.7	5.3	4.9	4.0	5.7	6.1	6.0	6.3
Sydney	155	5	33 52	151 11	6.0	8.0	7.1	6.2	5.1	5.7	3.8	3.8	4.3	5.0	5.0	6.2	5.6
Deniliquin	410	280	35 32	145 2	2.3	2.9	4.5	6.3	4.3	7.2	4.3	6.1	4.0	4.2	2.1	2.4	4.2
Albury	572	170	36 6	147 0	3.7	3.7	4.9	7.6	5.0	7.5	7.7	7.1	5.7	5.5	3.3	4.4	5.5
Goulburn	2,129	58	34 45	149 45	3.0	5.0	5.2	5.3	5.1	6.7	7.3	6.2	4.0	6.6	3.8	6.6	5.4
Bathurst	2,333	98	33 24	149 37	4.2	5.7	6.6	5.9	3.6	6.3	5.4	8.1	4.2	6.2	3.5	5.3	5.4
Cooma	2,637	53	36 13	149 9	3.8	5.9	6.5	6.9	5.8	6.1	6.5	6.5	5.6	7.8	4.9	7.0	6.1
Armidale	3,278	80	30 34	151 46	6.0	7.7	8.0	5.5	5.5	4.9	4.3	6.0	3.6	4.1	3.9	4.4	5.3

TABLE XII.—MEAN MAXIMUM TEMPERATURE IN THE SUN (for 24 hours previous to 9 A.M.).

Windsor	58	21	33 36	150 50	126.2	114.1	116.0	106.5	99.4	84.4	87.6	94.8	108.1	109.6	118.7	119.4	107.1
Sydney	155	5	33 52	151 11	128.5	114.4	113.6	112.4	103.5	90.4	96.4	104.0	113.4	110.8	119.3	118.7	110.5

TABLE XIII.—MEAN MINIMUM TEMPERATURE ON THE GRASS (for 24 hours previous to 9 A.M.).

Windsor	58	21	33 36	150 50	...	...	...	52.4	42.4	39.9	37.8	39.3	42.0	46.9	50.6	54.6	45.1
Sydney	155	5	33 52	151 11	59.9	58.9	59.3	54.5	47.5	44.9	43.0	43.4	45.6	50.1	53.4	57.7	51.5

TABLE XIV.—AMOUNT OF EVAPORATION (in Inches).

Windsor	58	21	33 36	150 50	9.697	6.500	4.835	3.790	2.684	1.663	3.241	4.858	7.003	6.902	1.617	9.272	62.152
Sydney	155	5	33 52	151 11	6.872	5.686	3.351	1.579	2.042	1.239	2.103	4.315	3.800	6.368	5.966	7.243	50.564

TABLE XV.—MEAN AMOUNT OF OZONE (0-10) for 24 hours previous to 9 A.M.

Sydney	155	5	33 52	151 11	3.9	4.2	4.9	4.0	4.9	4.9	5.4	4.4	5.3	6.4	4.7	5.0	4.8
--------	-----	---	-------	--------	-----	-----	-----	-----	-----	-----	-----	-----	-----	-----	-----	-----	-----

## REAL AND LEASEHOLD ESTATES.

No. 158.—RETURN of the Number and Amount of Transactions in REAL AND LEASEHOLD ESTATES registered in the Colony, during the Years 1863, 1864.

NATURE OF TRANSACTION.	1863.		1864.	
	NUMBER OF DEEDS REGISTERED.	AMOUNT.	NUMBER OF DEEDS REGISTERED.	AMOUNT.
		£ s. d.		£ s. d.
Conveyances (absolute) .. .. .	2,675	1,104,832 7 8	2,543	932,167 17 6
Assignments absolute, Leasehold Estates .. .. .	57	21,440 0 0	85	65,412 12 10
Mortgages .. .. .	1,009	714,500 19 1	964	628,426 4 11½
Discharges of Mortgages .. .. .	486	391,279 10 1	581	418,527 1 7
Transfers of Mortgages .. .. .	62	65,193 4 0	115	83,195 11 3
<b>TOTAL .. .. .</b>	<b>4,289</b>	<b>2,297,246 0 10</b>	<b>4,288</b>	<b>2,177,729 8 1½</b>
Leases-periods exceeding three years .. .. .	172	*16,805 1 4	156	*14,796 13 0
Annuity Deeds .. .. .	4	*750 0 0	†.....	.....
Assignments for Creditors .. .. .	29	.....	14	.....
Settlements ante and post nuptial.. .. .	118	.....	†.....	.....
Miscellaneous deeds; i.e.—Partition deeds, appointments of trustees, disentailing deeds, disclaimers of trusts, deeds of gift, confirmations, powers of attorney, wills, releases of dower, &c., &c. ..	423	.....	465	.....
<b>TOTAL NUMBER OF DEEDS REGISTERED .. .. .</b>	<b>5,035</b>	<b>.....</b>	<b>4,923</b>	<b>.....</b>

NOTE.—Leases for periods of three years and under are not registered.

\* Yearly.

† Included in Miscellaneous Deeds.

## MORTGAGES ON LAND.

No. 159.—DECENNIAL RETURN of the Number and Amount of MORTGAGES ON LAND registered in the Colony.

YEAR.	LENT ON TOWN LANDS.		LENT ON SUBURBAN LANDS.		LENT ON TOWN AND COUNTRY LANDS.		LENT ON COUNTRY LANDS.		TOTALS.	
	No. of Mortgages.	Amount.	No. of Mortgages.	Amount.	No. of Mortgages.	Amount.	No. of Mortgages.	Amount.	No. of Mortgages.	Amount.
		£ s. d.		£ s. d.		£ s. d.		£ s. d.		£ s. d.
1855	616	546,425 15 9	..	.....	18	19,044 16 3	282	251,551 14 9	916	817,022 6 9
1856	688	434,815 14 6	..	.....	42	34,701 16 10	244	210,627 10 8	974	680,145 2 0
1857	324	509,447 11 0	..	.....	11	12,300 0 0	333	181,641 17 3	1,168	703,389 8 3
1858	521	300,414 10 2	386	161,126 2 11	25	43,248 8 8	402	200,547 18 2	1,334	705,336 19 11
1859	436	405,256 2 9	249	150,291 3 3	31	38,532 15 0	406	280,562 16 6	1,122	874,642 17 6
1860	524	372,033 0 0	248	181,555 3 6	35	83,136 10 0	433	357,505 10 10	1,240	994,230 1 4
1861	407	309,604 9 9	290	93,580 2 2	19	9,923 11 7	434	278,125 8 9	1,150	691,233 12 3
1862	452	245,527 19 3	161	75,173 18 5	42	51,414 10 7	448	310,577 6 0	1,103	682,693 14 3
1863	430	267,574 3 7	198	117,077 11 2	38	77,717 4 11	343	252,131 19 5	1,009	714,500 19 1
1864	400	255,795 9 10	146	63,208 9 1½	43	62,380 13 4	375	247,041 12 8	964	628,426 4 11½

## DISCHARGES OF MORTGAGES ON LAND AND CONVEYANCES UNDER MORTGAGE.

No. 160.—RETURN of the Number and Amount of DISCHARGES OF MORTGAGES ON LAND, &c., in the Colony, registered in Sydney, from 1st January to the 31st December, 1858, 1859, 1860, 1861, 1862, 1863, and 1864.

YEAR.	DISCHARGES ON MORTGAGES OF LAND.		CONVEYANCES UNDER MORTGAGE.	
	Number.	Amount.	Number.	Amount.
		£ s. d.		£ s. d.
1858	386	228,468 0 2	..	..
1859	406	289,759 19 9	..	..
1860	462	310,751 7 2	..	..
1861	483	315,231 18 7	..	..
1862	495	371,983 5 3	299	185,081 14 11
1863	486	391,279 10 1	264	174,940 10 11
1864	581	418,527 1 7	198	121,261 1 4



## PREFERABLE LIENS ON WOOL. MORTGAGES ON LIVE STOCK.

No. 161.—DECENNIAL RETURN of the Number and Amount of PREFERABLE LIENS ON WOOL, and of MORTGAGES ON LIVE STOCK, registered in the Colony:

YEAR.	PREFERABLE LIENS ON WOOL.			MORTGAGES ON LIVE STOCK.				
	No. of Liens.	No. of Sheep.	Amount of Liens.	No. of Mortgages.	No. of Sheep.	No. of Horned Cattle.	No. of Horses.	Amount Lent.
			£ s. d.					£ s. d.
1855	107	1,254,059	180,549 5 1	217	1,190,546	169,979	2,068	847,076 17 0
1856	105	1,055,249	160,162 8 9	196	1,285,191	188,561	3,548	818,938 3 4
1857	105	1,051,485	167,127 13 10	175	940,360	135,334	3,141	655,461 12 1
1858	65	937,463	134,006 12 3	267	998,749	206,045	5,240	968,405 3 11
1859	88	1,047,115	195,670 9 0	255	1,031,390	279,680	4,367	1,516,710 14 9
1860	62	686,056	112,752 5 4	294	1,330,350	386,703	6,299	1,614,890 10 0
1861	78	561,569	178,797 9 8	288	840,305	314,703	3,567	1,120,384 4 0
1862	80	281,091	87,487 12 0	274	1,181,845	362,575	6,604	1,312,244 19 11
1863	96	1,203,130	220,449 19 5	293	1,265,840	328,221	4,743	1,503,413 0 2
1864	117	1,408,678	250,218 1 7	275	1,612,846	272,691	3,333	1,116,708 19 6

N.B.—When any sum has been secured both by a Lien on the Wool and by a Mortgage of the Sheep, the amount is included under the head of Mortgages only.

## DISCHARGES OF MORTGAGES ON LIVE STOCK.

No. 162.—RETURN of the Number and Amount of DISCHARGES OF MORTGAGES ON LIVE STOCK, in the Colony, registered in Sydney, from 1st January to 31st December, 1858, 1859, 1860, 1861, 1862, 1863, and 1864.

YEAR.	NUMBER.				AMOUNT.		
					£	s.	d.
1858	73	..	..	..	373,431	13	3
1859	67	..	..	..	347,617	19	7
1860	103	..	..	..	652,230	14	2
1861	66	..	..	..	533,126	13	8
1862	103	..	..	..	709,238	7	3
1863	95	..	..	..	881,222	5	9
1864	100	..	..	..	857,006	3	3

## LIENS ON GROWING CROPS.

No. 163.—RETURN of the Number and Amount of LIENS ON GROWING CROPS in the Colony, registered in Sydney, from 1st January to 31st December, 1863 and 1864.

YEAR.	NUMBER.				AMOUNT.		
					£	s.	d.
1863	72	..	..	..	6,398	11	10
1864	105	..	..	..	8,057	3	9½

## TRANSACTIONS UNDER "REAL PROPERTY ACT."

NUMBER OF APPLICATIONS, &c.

No. 164.—RETURN of the Number of APPLICATIONS, with Amount of FEES, &c., under the "Real Property Act," for the Years 1863-64.

YEARS.	No. of Applications.	No. of Properties.	AREA.		VALUE.	FEES.			TOTAL.
			Town and Suburban.	Country.		Assurance.	Commissioners.	Certificates and other dealings.	
			a. r. p.	a. r. p.	£	£ s. d.	£ s. d.	£ s. d.	£ s. d.
1863 .....	340	657	729 2 23	67,183 2 32	439,278	934 5 5	394 5 0	411 13 0	1,740 3 5
1864 .....	362	467	250 1 11½	31,588 3 27	310,165	762 4 4	413 10 0	662 6 10	1,838 1 2

## STATISTICS OF

TRANSACTIONS UNDER "REAL PROPERTY ACT"—*continued.*

## CROWN GRANTS REGISTERED.

No. 165.—RETURN of Crown Grants registered under the "Real Property Act" (26 Vict., No. 9), for the Years 1863-64.

YEARS.	No. of Grants.	AREA.		VALUE.	ASSURANCE.
		Town and Suburban.	Country.		
		a. r. p.	a. r. p.		
1863 .. .. .	268	285 1 22	31,467 0 27	£ s. d. 36,406 9 2	£ s. d. 75 2 1
1864 .. .. .	1,500	1,129 2 10 $\frac{1}{2}$	70,800 1 15 $\frac{1}{2}$	95,007 18 10	198.12 0

## CIVIL JUSTICE.

No. 166.—RETURN of the BUSINESS of the Supreme Court, during the Year 1864.

CIVIL JURISDICTION.			EQUITY.				TESTAMENTARY.				APPELLATE JURISDICTION.	
No. of Writs issued.	No. of Causes entered for Trial.	Total Amount for which Judgment signed.	No. of Bills filed.	No. of Claims.	No. of Petitions.	No. of Decrees and Orders.	No. of Probates.	Amount sworn to.	No. of Letters of Administration.	Amount sworn to.	No. of cases from Insolvency Court.	No. of cases from District Courts.
		£ s. d.						£ s. d.		£ s. d.		
2,074	<sup>1</sup> 256	174,144 12' 10	45	..	47	253	218	697,630 0 0	159	101,488 0 0	<sup>2</sup> 10	<sup>2</sup> 11

<sup>1</sup> Of these, 205 were entered for trial at Sydney, 29 for Maitland, 15 for Bathurst, and 7 for Goulburn.  
<sup>2</sup> Under these heads are included only those appeals which were finally heard.

No. 167.—RETURN of the Number of CIVIL CASES TRIED in the Supreme and Circuit Courts, during the Year 1864.

DISTRICT WHERE TRIED.	JURIES OF FOUR.		JURIES OF TWELVE.		TOTAL.
	Defended.	Undefended.	Common.	Special.	
Central Court, Sydney .. .. .	103	4	1	8	116
Circuit Court .. {	Goulburn .. .. .	4	....	....	4
	Bathurst .. .. .	10	....	....	10
	Maitland .. .. .	10	1	....	11
	24	1	....	....	25
TOTAL .. .. .	127	5	1	8	141

No. 168.—DECENNIAL RETURN of the Number of CIVIL CASES TRIED in the Supreme and Circuits Courts.

YEAR.	BEFORE JURIES OF TWELVE.		BEFORE JURIES OF FOUR.		TOTAL.
	Common.	Special.	Defended Cases.	Undefended Cases.	
1855	3	15	203	21	242
1856	3	12	239	14	268
1857	3	13	213	3	232
1858	2	15	202	<sup>1</sup> 16	235
1859	2	17	132	6	157
1860	2	16	135	2	155
1861	1	14	101	7	123
1862	1	6	117	5	129
1863	1	5	118	2	126
1864	1	8	127	5	141

<sup>1</sup> Without Jury.

CIVIL JUSTICE—continued.

No. 169.—RETURN of the number of Suits commenced in the several District Courts in the Colony, during the Twelve Months preceding the 1st day of March, 1865, and other particulars.

DISTRICT.	The Number of Suits commenced during the Twelve Months preceding the 1st day of March, 1865.			The Result of the Trial, in favor of		The Costs of the Suits. £ s. d.	The Number			Number of Cases.			The Number		
	Commenced.	Settled without hearing.	Tried.	Plaintif.	Defendant.		Of Appeals.	Of Judgments or Orders affirmed.	Reversed.	Of Cases left in Arrear.	Tried. By Jury.	Without Jury.	Settled by Arbitration.	Of Motions for New Trials.	Of New Trials granted.
<b>METROPOLITAN AND COAST DISTRICT.</b>															
Sydney*	6,347	2,574	3,766	3,385	381	4,418 7 4	3	.....	4	29	3,737	3	8	1	
Parramatta	306	132	172	157	15	86 3 9	.....	.....	2	.....	172	.....	.....	.....	
Liverpool	86	42	44	40	4	24 11 6	.....	.....	.....	.....	44	.....	.....	.....	
Campbelltown	87	40	47	39	7	23 15 3	.....	.....	1	.....	47	.....	1	.....	
Windsor	337	136	199	184	15	90 0 1	.....	.....	2	1	198	.....	.....	.....	
Penrith	385	129	240	196	44	119 16 0	.....	.....	b16	.....	240	.....	2	.....	
Camden	104	33	71	65	6	79 10 1	.....	.....	.....	1	70	.....	.....	.....	
Pictou	145	64	81	80	1	105 1 4	.....	.....	.....	.....	81	.....	.....	.....	
Wollongong	78	27	50	36	14	230 17 10	.....	.....	.....	1	49	1	1	.....	
Kiama	34	15	19	12	7	96 3 0	1	18	.....	2	17	.....	.....	.....	
Nowra	53	24	25	21	4	22 15 9	.....	.....	4	1	24	.....	2	.....	
Moruya	17	6	11	8	3	46 10 1	.....	.....	.....	.....	11	.....	.....	.....	
Eden	12	2	10	2	8	30 3 6	.....	.....	.....	.....	10	.....	.....	.....	
Total ...	7,991	3,224	4,735	4,225	509	5,373 15 6	4	18	.....	29	35	4,700	4	14	1
<b>SOUTHERN DISTRICT.</b>															
Berrima	53	21	32	26	6	34 9 6	.....	.....	.....	.....	32	.....	1	1	
Goulburn	93	33	56	53	3	123 11 11	.....	.....	3	1	55	1	.....	.....	
Yass	75	31	44	34	10	81 12 3	.....	.....	1	5	39	1	.....	.....	
Queanbeyan	110	52	56	44	12	283 9 3	.....	.....	.....	.....	56	2	.....	.....	
Cooma	55	14	39	33	6	49 16 3	.....	39	.....	2	38	1	.....	.....	
Braidwood	106	43	63	51	12	341 3 0	.....	.....	.....	2	61	.....	.....	.....	
Young	45	14	30	25	6	123 16 9	.....	.....	.....	6	24	1	.....	.....	
Total ...	537	208	320	266	55	1,042 18 11	.....	39	.....	6	14	305	6	1	1
<b>WESTERN DISTRICT.</b>															
Bathurst	517	300	206	180	26	624 15 0	.....	.....	.....	11	7	197	2	7	1
Sofala	59	11	37	35	2	70 7 9	.....	.....	.....	11	.....	37	.....	.....	.....
Orange	34	45	37	31	6	64 0 9	.....	.....	.....	2	4	33	.....	.....	.....
Forbes	49	23	26	17	9	115 4 10	.....	.....	.....	.....	.....	26	.....	.....	.....
Molong	10	5	5	3	2	5 19 11	.....	.....	.....	.....	.....	5	.....	.....	.....
Wellington	44	10	33	26	7	185 7 10	.....	.....	.....	1	.....	33	.....	.....	.....
Dubbo	33	15	18	15	3	127 2 5	.....	.....	.....	.....	3	15	.....	.....	.....
Mudgee <sup>c</sup>	93	32	57	50	7	184 13 7	.....	.....	.....	9	5	52	.....	.....	.....
Hartley	28	5	23	20	3	21 5 3	.....	.....	.....	.....	.....	23	.....	.....	.....
Total ...	922	446	442	377	65	1,399 2 4	.....	.....	.....	34	19	421	2	7	1
<b>HUNTER RIVER DISTRICT.</b>															
Dungog	32	16	16	14	2	62 9 4	.....	.....	.....	.....	.....	16	.....	.....	.....
Newcastle	92	29	63	57	6	417 16 7	.....	.....	.....	.....	2	61	.....	1	.....
East Maitland	99	47	52	42	10	385 5 11	2	50	1	.....	2	50	.....	1	.....
West Maitland	75	39	36	31	5	160 3 7	1	35	1	.....	2	33	1	.....	.....
Singleton	72	22	50	45	5	175 0 0	.....	.....	.....	.....	.....	50	.....	1	.....
Muswellbrook	64	32	30	29	1	23 16 6	.....	.....	.....	1	.....	30	1	.....	.....
Scone	12	1	10	8	2	9 11 6	.....	.....	.....	.....	1	10	.....	.....	.....
Murrurundi	25	14	10	10	.....	77 3 2	.....	.....	.....	1	.....	10	.....	.....	.....
Wollombi	26	13	13	10	3	103 5 9	.....	.....	.....	.....	2	11	.....	.....	.....
Paterson	29	9	20	16	4	90 17 0	1	19	.....	.....	2	18	.....	.....	1
Total ...	526	222	300	262	38	1,505 9 4	4	117	2	3	10	289	2	3	1
<b>SOUTH-WESTERN DISTRICT.</b>															
Gundagai	59	15	44	35	9	153 10 8	.....	.....	.....	.....	3	41	.....	.....	.....
Tumut	68	31	37	35	2	198 0 8	.....	.....	.....	.....	2	35	.....	.....	.....
Wagga Wagga	96	40	50	39	11	353 15 11	.....	.....	.....	6	7	43	.....	.....	.....
Albury	78	34	44	35	9	561 11 4	.....	.....	.....	.....	5	39	2	3	2
Demiliquin	88	45	42	37	5	261 6 0	.....	.....	.....	.....	3	39	1	.....	.....
Hay	21	9	10	9	1	84 13 4	.....	.....	.....	2	.....	10	.....	.....	.....
Total ...	410	174	227	190	37	1,612 17 11	.....	.....	.....	8	20	207	3	3	2
<b>NORTHERN DISTRICT.</b>															
Tamworth	90	34	56	46	10	430 6 6	.....	.....	.....	.....	.....	56	.....	2	2
Armidale	166	41	68	61	7	335 19 10	.....	.....	.....	.....	57	1	67	.....	.....
Glen Innes	81	18	45	37	8	46 16 1	.....	.....	.....	.....	18	.....	.....	.....	.....
Tenterfield	60	43	17	13	4	34 6 0	.....	.....	.....	.....	1	16	.....	.....	.....
Grafton	141	52	74	68	6	233 15 6	2	.....	.....	.....	15	1	73	2	2
Kempsey	41	.....	38	37	1	28 8 6	.....	.....	.....	.....	3	.....	.....	.....	.....
Port Macquarie	10	4	5	4	1	18 11 9	.....	.....	.....	.....	1	.....	.....	.....	.....
Wingham	49	15	34	31	3	83 10 1	.....	.....	.....	.....	.....	34	.....	2	1
Total ...	638	207	337	297	40	1,211 14 3	2	.....	.....	94	3	334	.....	6	5
<b>SUMMARY.</b>															
Metropolitan and Coast	7,991	3,224	4,735	4,225	509	5,373 15 6	4	18	.....	29	35	4,700	4	14	1
Southern	537	208	320	266	55	1,042 18 11	.....	39	.....	6	14	305	6	1	1
Western	922	446	442	377	65	1,399 2 4	.....	.....	.....	34	19	421	2	7	1
Hunter River	526	222	300	262	38	1,505 9 4	4	117	2	3	10	289	2	3	1
South-western	410	174	227	190	37	1,612 17 11	.....	.....	.....	8	20	207	3	3	2
Northern	638	207	337	297	40	1,211 14 3	2	.....	.....	94	3	334	.....	6	5
GENERAL TOTAL	11,024	4,481	6,361	5,617	744	12,145 18 3	10	174	2	174	101	6,256	17	34	11

\* Further particulars supplied by the District Court, Sydney, viz. —Amount Sued for, £58,380. Rehearing upon cases of Judgment by default, in consequence of Defendant's absence, 25. Number of Interpleader Suits, 19. Number of Issues from Supreme Court, 12.  
<sup>b</sup> Fourteen of these cases have been entered for Trial on 26th April, 1865; they were entered between 1st January and 31st March, 1865.  
<sup>c</sup> Return prepared up to 10th March, 1865—not strictly within the prescribed period, but necessarily inserted for uniformity.

## STATISTICS OF

## INSOLVENCIES.

No. 170.—RETURN of the Number of INSOLVENCIES in the Colony, in the Years 1858, 1859, 1860, 1861, 1862, 1863, and 1864.

YEAR.	NUMBER OF INSOLVENTS.			Amount of Liabilities as shewn in the Insolvents' Schedules.			Amount of Assets as shewn in the Insolvents' Schedules.			Number of Assignees elected by Creditors to act with the Official Assignee.	Amount of Deficiency as shewn in the Insolvents' Estates.			Amount of Court Fees in Insolvency collected under the Act of Council, and paid at the Treasury.		
	Voluntary.	Compulsory.	Total.	£	s.	d.	£	s.	d.		£	s.	d.	£	s.	d.
1858	No. 354	No. 32	No. 386	689,112	0	4	453,189	1	7	7	235,922	18	9	1,597	11	6
1859	316	32	348	499,787	7	0	241,385	3	0	Nil.	253,402	4	0	1,405	17	6
1860	483	28	511	835,825	12	9	541,744	18	9	3	294,080	14	0	1,732	12	0
1861	410	53	463	589,727	10	1	335,340	6	0	1	254,387	4	1	1,992	2	0
1862	287	27	314	263,867	18	7	155,593	13	8	10	108,274	4	11	1,518	12	2
1863	371	37	408	463,164	3	11	369,080	1	0	5	94,084	2	11	1,562	0	11
1864	464	21	485	475,454	11	8	297,787	8	1	4	177,667	3	7	1,761	16	6

## MINERS' RIGHTS AND BUSINESS LICENSES.

No. 171.—RETURN of the Number of MINERS' RIGHTS and BUSINESS LICENSES, &c., issued at the several Gold Fields of the Colony, in the Year 1864.

NAME OF GOLD FIELD.	LICENSES.		LEASES OF AURIFEROUS TRACTS.								
	Miners' Rights.	Business Licenses.	First Class.				Second Class.				
			Number of Leases issued.	River Bed.	Quartz Vein.	Alluvial.	Number of Leases issued.	Acres.			
Western..	Bathurst .. .. .	424	13	5	Yards.	Yards.	Acres.	Yards.	.....	.....	
	Sofala .. .. .	2,088	61	19	2,700	600	10	.....	.....	.....	
	Tambaroora .. .. .	1,399	53	5	200	400	4	.....	.....	.....	
	Hargraves .. .. .	1,947	70	6	.....	1,600	.....	.....	.....	.....	
	Stony Creek .. .. .	1,971	137	6	700	400	4	.....	.....	.....	
	Rockley and Tuena .. .. .	321	12	7	400	.....	10	.....	.....	.....	
	Forbes .. .. .	1,066	155	1	.....	.....	3	.....	.....	.....	
TOTAL .. .. .	9,216	501	49	4,000	3,600	31	.....	.....	.....		
South-Western*	Burrangong .. .. .	1,146	182	.....	.....	.....	.....	.....	.....	.....	
	Goulburn .. .. .	5	1	.....	.....	.....	.....	.....	.....	.....	
	Gundagai .. .. .	134	31	.....	.....	.....	.....	.....	.....	.....	
	Murrumbidgee .. .. .	664	29	11	700	200	25	100	.....	.....	
TOTAL .. .. .	1,949	243	11	700	200	25	100	.....	.....		
Southern..	Braidwood .. .. .	565	42	2	200	400	.....	.....	.....	.....	
	Kiandra .. .. .	521	12	.....	.....	.....	.....	.....	.....	.....	
	Gulph Creek .. .. .	620	43	.....	.....	.....	.....	.....	.....	.....	
	<i>Transferred from the South-Western Gold District, from 1st July:—</i>										
	Burrangong .. .. .	478	57	.....	.....	.....	.....	.....	.....	.....	
	Murrumbidgee .. .. .	114	4	7	700	300	.....	.....	.....	.....	
Gundagai .. .. .	112	9	.....	.....	.....	.....	.....	.....	.....		
TOTAL .. .. .	2,410	167	9	900	700	.....	.....	.....	.....		
Northern..	Rocky River, Puddledock and Oban .. .. .	630	28	1	.....	.....	8	.....	.....	.....	
	Nundle, Hanging Rock, and Peel River .. .. .	631	54	7	.....	1,100	.....	.....	.....	.....	
	Timbarra, Tooloom, and Pretty Gully .. .. .	350	31	1	500	.....	.....	.....	.....	.....	
	Bingera and Woodsreef .. .. .	260	14	.....	.....	.....	.....	.....	.....	.....	
	Upper Hunter .. .. .	32	9	2	.....	200	.....	.....	.....	.....	
	TOTAL .. .. .	1,933	136	11	500	1,300	8	.....	.....	.....	
GENERAL TOTAL .. .. .	15,508	1,047	80	6,100	5,800	64	100	.....	.....		

\* From the 1st January to the 30th June; afterwards united with the Southern District, by Government Notice dated 13th July, 1864.

PUBLICANS' LICENSES.

No. 172.—RETURN of the Number of LICENSES issued to PUBLICANS, between the 1st January and 31st December, 1864, inclusive.

DISTRICTS.	Number of Licenses issued.	DISTRICTS—continued.	Number of Licenses issued.
Adelong .. .. .	6	Muswellbrook .. .. .	15
Albury .. .. .	24	Newcastle .. .. .	41
Armidale .. .. .	26	Nundle .. .. .	16
Balranald .. .. .	3	Orange .. .. .	38
Bathurst .. .. .	103	Parramatta .. .. .	57
Berrima .. .. .	33	Paterson .. .. .	6
Bombala .. .. .	11	Penrith .. .. .	41
Braidwood .. .. .	74	Port Macquarie .. .. .	2
Burrowa .. .. .	19	Queanbeyan .. .. .	19
Bourke .. .. .	5	Raymond Terrace .. .. .	7
Camden .. .. .	29	Rylstone .. .. .	6
Campbelltown .. .. .	12	Ryde .. .. .	1
Carcoar .. .. .	24	Sydney .. .. .	521
Cassilis .. .. .	12	Scone .. .. .	10
Cooma .. .. .	13	Shoalhaven .. .. .	12
Coonabarabran .. .. .	13	Singleton .. .. .	35
Casino .. .. .	11	Sofala .. .. .	31
Corowa .. .. .	3	Stony Creek .. .. .	18
Coonamble .. .. .	2	Stroud .. .. .	4
Deniliquin .. .. .	16	Tamworth .. .. .	12
Dubbo .. .. .	14	Tambaroora .. .. .	11
Dungog .. .. .	7	Tenterfield .. .. .	14
Eden .. .. .	16	Tuena .. .. .	5
Euston .. .. .	1	Tumut .. .. .	19
Forbes .. .. .	43	Tumbarumba .. .. .	3
Glen Innes .. .. .	14	Uralla .. .. .	14
Gosford .. .. .	5	Wagga Wagga .. .. .	20
Goulburn .. .. .	69	Warialda .. .. .	14
Grafton .. .. .	30	Wee Waa .. .. .	9
Gundagai .. .. .	31	Windsor .. .. .	32
Gunnedah .. .. .	9	Wollombi .. .. .	10
Hartley .. .. .	25	Wollongong .. .. .	21
Hay .. .. .	8	Walgett .. .. .	1
Kempsey .. .. .	3	Wellington .. .. .	13
Kiama .. .. .	3	Wingham .. .. .	9
Kiandra .. .. .	9	Wentworth .. .. .	9
Maitland .. .. .	80	Windeyer .. .. .	30
Moama .. .. .	2	Yass .. .. .	32
Moruya .. .. .	27	Young .. .. .	39
Moulamein .. .. .	2		
Mudgee .. .. .	33		
Murrurundi .. .. .	16		
		<b>TOTAL</b> .. .. .	<b>2,088</b>

TROOPS.

No. 173.—RETURN shewing the Number of TROOPS serving in the Colony on the 31st December, 1864.

DISTRIBUTION.	STAFF.				12TH REGIMENT.				DETACHMENT.			ROYAL ENGINEERS.			ROYAL ARTILLERY.				GENERAL TOTAL.								
	Colonel Commanding.	Aide-de-Camp to Governor.	Assistant Surgeon.	Sergeant.	Field Officers (Colonel Commanding.)	Captains.	Subalterns.	Sergeants.	Drummers.	Rank and File.	Total.	Sergeants.	Rank and File.	Total.	Captains.	Sergeants.	Rank and File.	Total.		Captains.	Subalterns.	Sergeants.	Trumpeters.	Rank and File.	Total.		
Sydney .. .. .	1	1	1	1	4	1	1	3	5	3	75	88	1	1	2	1	1	10	12	3	5	14	2	117	141	247	
Fort Denison .. .. .																									24	25	25
Fort Macquarie .. .. .																									3	3	3
Mrs. Macquarie's Battery .. .. .																									2	2	2
Goat Island .. .. .																									15	15	15
Newcastle .. .. .																									1	1	1
Without leave .. .. .											3	3	1	1													4
Military Confinement .. .. .											7	7													3	3	10
Civil do. .. .. .											2	2													1	1	3
Invalids on Furlough .. .. .											2	2															4
<b>TOTAL</b> .. .. .	<b>1</b>	<b>1</b>	<b>1</b>	<b>1</b>	<b>4</b>	<b>1</b>	<b>1</b>	<b>3</b>	<b>5</b>	<b>3</b>	<b>89</b>	<b>102</b>	<b>1</b>	<b>4</b>	<b>5</b>	<b>1</b>	<b>1</b>	<b>10</b>	<b>12</b>	<b>3</b>	<b>5</b>	<b>15</b>	<b>2</b>	<b>166</b>	<b>191</b>	<b>314</b>	
His Excellency the Governor's Mounted Orderlies .. .. .											5	5															5
<b>GENERAL TOTAL</b> .. .. .	<b>1</b>	<b>1</b>	<b>1</b>	<b>1</b>	<b>4</b>	<b>1</b>	<b>1</b>	<b>3</b>	<b>5</b>	<b>3</b>	<b>94</b>	<b>107</b>	<b>1</b>	<b>4</b>	<b>5</b>	<b>1</b>	<b>1</b>	<b>10</b>	<b>12</b>	<b>3</b>	<b>5</b>	<b>15</b>	<b>2</b>	<b>166</b>	<b>191</b>	<b>319</b>	

## STATISTICS OF

## VOLUNTEER CORPS AND COMPANIES.

No. 174.—RETURN shewing the Distribution of the VOLUNTEER CORPS and COMPANIES. Head Quarters at Sydney, on 31st December, 1864.

CORPS AND COMPANY.	Captains.	Subal-terns.	Staff.	Sergeants.	Buglers.	Rank and File.	TOTAL.	
<b>ARTILLERY.</b>								
Sydney.. .. .	3	4	2	6	2	220	237	
Newcastle .. .. .	1	1	1	2	1	62	68	
<b>RIFLES.</b>								
<i>Sydney Battalion.</i>								
No. 1 Company .. .. .	1	....	} 3	6	3	80	} 190	
No. 2 " .. .. .	1	2		4	3	80		} 90
No. 3 " .. .. .	1	1		4	2	48		
No. 4 " .. .. .	1	....		5	1	58		} 65
No. 5 " .. .. .	1	1		4	1	70		
No. 6 " .. .. .	1	2		4	3	57		67
<i>Suburban Corps.</i>								
Glebe .. .. .	1	1	} 2	3	3	58	} 66	
Balmain .. .. .	1	2		6	1	47		} 57
Paddington and Surry Hills .. .. .	1	1		4	3	73		
St. Leonard's .. .. .	1	1		3	1	41		} 47
A. S. N. Co.'s .. .. .	1	2		3	1	75		
South Sydney .. .. .	1	2		4	3	79		89
<i>Country Corps.</i>								
Penrith .. .. .	1	1	1	2	3	53	61	
Newcastle .. .. .	1	1	....	3	....	45	50	
Parramatta .. .. .	1	1	1	2	1	36	42	
East Maitland .. .. .	1	....	1	1	....	39	42	
West Maitland .. .. .	1	1	1	6	....	76	85	
Hawkesbury .. .. .	1	2	1	4	3	55	66	
Drill Instructors, &c. .. .. .	1	1	....	2	1	....	5	
<b>GENERAL TOTAL .. .. .</b>	<b>23</b>	<b>27</b>	<b>13</b>	<b>78</b>	<b>36</b>	<b>1,352</b>	<b>1,529</b>	

## VOLUNTEER NAVAL BRIGADE.

No. 175.—RETURN shewing the Distribution of the VOLUNTEER NAVAL BRIGADE, on the 31st December, 1864.

CORPS OR COMPANY.	Captain Commanding Brigade, Sydney.	Lieutenants Commanding Companies.	Sub-Lieutenants.	Medical Officer.	Clerk and Accountant.	Warrant and Petty Officers.	Cadets.	A. B.'s.	TOTAL.
Sydney Corps .. .. .	1	2	3	1	1	8	3	140	159
Newcastle Company .. .. .	....	1	1	....	....	2	....	38	42
<b>TOTAL .. .. .</b>	<b>1</b>	<b>3</b>	<b>4</b>	<b>1</b>	<b>1</b>	<b>10</b>	<b>3</b>	<b>178</b>	<b>201</b>

ARTILLERY GUNS.

No. 176.—RETURN shewing the NUMBER and CALIBRE of ARTILLERY GUNS in the COLONY, on the 31st December, 1864.

NAME OF FORT, &c.	GUNS.					
	MOUNTED.		DISMOUNTED.		TOTAL GUNS.	UNSERVICEABLE (NOT INCLUDED IN THE FOREGOING).
	No.	Calibre.	No.	Calibre.	No.	No. Calibre.
Dawes' Battery .. ..	5	42-pounders .. ..	..	..	5	..
	15	32 " .. ..	..	..	15	..
	4	9 " .. ..	..	..	4	..
	1	12 " Howitzer ..	..	..	1	..
	2	40 " Armstrong ..	..	..	2	..
Fort Macquarie .. ..	5	42-pounders .. ..	3	10-inch .. ..	8	} 6 6-pounders.
	1	24-pounder .. ..	7	32-pounders .. ..	8	
	2	10-inch .. ..	..	..	2	
Fort Denison .. ..	1	8-inch .. ..	..	..	1	..
	12	32-pounders .. ..	..	..	12	..
	1	12-pounder Carronade ..	..	..	1	..
Kerribilli Point .. ..	5	8-inch .. ..	..	..	5	..
Mrs. Macquarie's Battery	2	10 " .. ..	..	..	2	..
	8	32-pounders .. ..	..	..	8	..
Middle Head .. ..	..	..	..	..	..	2 12-pounders.
South Head .. ..	..	..	..	..	..	1 6-pounder.
Victoria Barracks .. ..	3	24-pounders .. ..	..	..	3	..
Newcastle .. ..	2	6 " .. ..	..	..	2	4 6-pounders.
	..	..	..	..	..	2 4 "
Inner Domain .. ..	4	6-pounders .. ..	..	..	4	..
	..	..	7	6-pounders .. ..	7	..
	..	..	3	12 " Howitzer... ..	3	..
	..	..	1	5½-inch .. ..	1	..
	..	..	1	110-pounder Armstrong	1	..
	..	..	1	12 " " .. ..	1	..
	..	..	1	9 " " .. ..	1	..
	..	..	1	6 " " .. ..	1	..
	..	..	2	68-pounders .. ..	2	..
	..	..	3	32 " .. ..	3	..
	..	..	13	24 " .. ..	13	..
	..	..	4	18 " .. ..	4	..
	..	..	3	6-pounder Mortars ..	3	..
..	..	8	12 " Howitzers ..	8	..	
..	..	3	10-inch .. ..	3	..	
..	..	1	68-pounder .. ..	1	..	
..	..	3	32-pounders .. ..	3	..	
GENERAL TOTAL ..	73		65		138	15

RECAPITULATION OF ARTILLERY GUNS:

No.	Calibre.	Weight of Shot.
12	12-pounder Howitzers ..	} 5,421 lbs. in charge of Royal Artillery. 86,484 lbs. in Store.
1	5½-inch .. ..	
4	9-pounder Guns .. ..	
13	6 " " .. ..	
Total ...	30	
10	10-inch .. ..	} 140,710 lbs. in charge of Royal Artillery. 1,558,748 lbs. in Store.
6	8 " .. ..	
3	68-pounders .. ..	
10	42 " .. ..	
43	32 " .. ..	
17	24 " .. ..	
4	18 " .. ..	
2	12 " .. ..	
14	6 " .. ..	
2	4 " .. ..	
1	12-pounder Carronade ..	
1	110 " Armstrong ..	
2	40 " .. ..	
1	12 " " .. ..	
1	9 " " .. ..	
1	6 " " .. ..	
Total ...	123	
General Total	153 Guns.	1,791,363 lbs.

## STATISTICS OF

## POLITICAL FRANCHISE.

No. 177.—RETURN shewing the Number of Persons, Resident and Non-resident, registered in the several Electorates of the Colony, in the year 1864; distinguishing separately each Police District, or portion thereof, that may form part of the Electorate, as well as the Urban from the Rural Electors, and of the Numbers who exercised their right of voting at the last General Election, 1864 and 1865.

ELECTORATE.	POLICE DISTRICTS—TOWN AND COUNTRY.	Number of Representatives.	Registered Electors.			Electors who voted at the last General Election—1864-65.		
			Resident.	Non-Resident.	Total.	Resident.	Non-Resident.	Total.
Argyle .. ..	Goulburn .. ..	1	....	....	1,914	....	....	1,084
Balranald* .. ..	.. ..	1	....	....	1,061	....	....	†
Bathurst .. ..	Bathurst—Town .. ..	1	985	154	1,139	549	40	589
The Bogan .. ..	{ Dubbo .. .. Molong .. ..	1 {	....	....	1,372	}....	....	†
			....	....	741			
		1	....	....	2,113	....	....	....
Braidwood .. ..	.. ..	1	....	....	2,927	....	....	1,311
Camden .. ..	{ Picton .. .. Camden .. .. Berrima .. ..	} 2 {	104	5	109	74	1	75
			646	38	684	360	1	361
			130	5	135	87	4	91
			454	11	465	229	8	237
			104	2	106	93	....	93
		2	1,137	33	1,170	678	7	685
		2	2,575	94	2,669	1,521	21	1,542
Canterbury .. ..	.. ..	2	2,650	874	3,524	1,291	501	1,792
Carcoar .. ..	Carcoar .. ..	1	1,020	54	1,074	....	....	†
The Clarence	{ Grafton .. .. Casino .. ..	} 1 {	66	347	413	32	223	255
			395	651	1,046	167	340	507
			50	56	106	23	35	58
			421	33	454	123	18	141
		1	932	1,087	2,019	345	616	*961
Central Cumberland.	Parramatta and Liverpool .. ..	2	795	1,454	2,249	....	....	<sup>b</sup> 1,737
Eden .. ..	{ Eden .. .. Broulee .. ..	} 1 {	766	53	819	}....	....	†
			665	11	676			
		1	1,431	64	1,495	....	....	....
The Glebe* .. ..	Sydney—Part of .. ..	1	....	....	2,025	....	....	1,073
Goulburn .. ..	Goulburn .. ..	1	614	67	681	442	18	460
The Gwydir .. ..	{ Bingera .. .. Moree .. .. Coonabarabran .. .. Warialda .. .. Drilldool .. .. Wee Waa .. .. Narribri .. .. Millri .. .. Collymongool .. .. Breewarrina .. .. Muckerawa .. .. Walgett .. ..	} 1 {	....	....	941	....	....	41
			....	....	....	....	....	23
			....	....	....	....	....	20
			....	....	....	....	....	15
			....	....	....	....	....	15
			....	....	....	....	....	35
			....	....	....	....	....	28
			....	....	....	....	....	22
			....	....	....	....	....	17
			....	....	....	....	....	15
		1	....	....	941	....	....	16
		1	....	....	941	....	....	31
		1	....	....	941	....	....	278

NOTE.—No returns having been received from the Electorates marked \*, the Registered Electors have been taken from the Electoral Roll in the Government Printing Office, and the Voters from the daily Journals.

† The Election was not contested.

\* Exclusive of 25 informal votes.

<sup>b</sup> Some of these votes were rejected.



NEW SOUTH WALES—1864.

No. 177.—POLITICAL FRANCHISE—continued.

ELECTORATE.	POLICE DISTRICTS—TOWN AND COUNTRY.	Number of Representatives.	Registered Electors.			Electors who voted at the last General Election—1864-65.			
			Resident.	Non-Resident.	Total.	Resident.	Non-Resident.	Total.	
Hartley ..	Hartley .. Rylstone ..	1	....	....	1,113	....	....	416	
The Hastings	Port Macquarie .. Manning River .. M'Leay River ..	1	99	....	99	66	....	66	
			229	1	230	116	....	116	
			160	....	160	114	....	114	
			722	13	735	452	....	452	
			71	....	71	51	....	51	
			521	....	521	334	....	334	
		1	1,802	14	1,816	1,133	....	1,133	
The Hawkesbury	Windsor .. M'Donald River ..	2	280	52	332	....	....	†	
			1,102	59	1,161				
			....	....	....				
			175	3	178				
		2	1,557	114	1,671	....	....	....	
The Hume* ..	Albury ..	1	....	....	1,140	....	....	542	
The Hunter ..	Maitland—Part of ..	1	1,191	162	1,353	....	....	†	
The Lower Hunter ..	Raymond Terrace ..	1	....	....	789	....	....	556	
The Upper Hunter	Scone .. Murrurundi .. Muswellbrook .. Cassilis ..	1	....	....	1,678	....	....	922	
Allawarra ..	Wollongong ..	1	1,237	20	1,257	974	15	989	
Kiama ..	Kiama ..	1	1,173	42	1,215	....	....	931	
The Lachlan ..	Binalong ..	1	3,571	22	3,593	939	4	*943	
Liverpool Plains ..	Tamworth .. Murrurundi ..	1	1,653	7	1,660	....	....	†	
East Macquarie	Bathurst—Part of ..	2	2,212	34	2,246	258	31	289	
						118	....	118	
						266	....	266	
						118	....	118	
						62	....	62	
						50	....	50	
						126	....	126	
						63	....	63	
						49	....	49	
						49	....	49	
						192	....	192	
49	....	49							
60	....	60							
		2	2,212	34	2,246	1,460	31	1,491	
West Macquarie ..	Bathurst—Part of ..	1	941	20	961	....	....	†	
East Maitland ..	Maitland—Part of ..	1	773	143	916	....	....	†	
West Maitland ..	Maitland—Part of ..	1	1,193	54	1,247	824	48	*872	
Monaro ..	Cooma .. Bombala—Town ..	1	961	....	961	229	....	229	
						66	....	66	
						74	....	74	
						1	....	1	
		....	490	....	490	56	....	56	
		1	1,451	....	1,451	655	....	*655	

\* See note on preceding page.

† The Election was not contested.

\* Exclusive of a considerable number of informal votes.

There were also nineteen invalid votes.

There were also seventeen invalid votes.

No. 177.—POLITICAL FRANCHISE—*continued.*

ELECTORATE.	POLICE DISTRICTS—TOWN AND COUNTRY.	Number of Representatives.	Registered Electors.			Electors who voted at the last General Election—1864-65.		
			Resident.	Non-Resident.	Total.	Resident.	Non-Resident.	Total.
Morpeth .. ..	Maitland—Part of .. .. .	1	811	52	863	520	7	527
Mudgee* .. ..	Mudgee .. .. .	1	....	....	1,936	....	....	1,021
The Murray* {	Deniliquin .. .. .	1	....	....	990	....	....	†
	Moulamein .. .. .							
	Moama .. .. .							
The Murrumbidgee {	Wagga Wagga .. .. .	1	1,054	26	1,080	....	....	†
	Gundagai .. .. .							
		1	....	....	1,514	....	....	....
Narellan .. ..	Campbelltown .. .. .	1	452	24	476	321	....	321
	Camden and Narellan .. .. .							
		1	677	35	712	471	....	471
The Nepean .. ..	Penrith—Town .. .. .	1	1,161	42	1,203	747	7	754
Newcastle .. ..	Newcastle—City .. .. .	1	903	93	996	678	18	696
New England .. ..	Armidale .. .. .	1	1,707	4	1,711	1,041	....	1,041
Newtown .. ..	Sydney—Part of .. .. .	1	1,780	180	1,960	....	....	†
Northumberland* .. ..	.. .. .	1	....	....	1,834	....	....	1,014
Orange .. ..	Orange .. .. .	1	....	....	1,438	....	....	†
Paddington .. ..	Sydney—Part of, viz.:— Paddington .. .. . Redfern .. .. . Surry Hills .. .. . Waterloo Estate .. .. . Double Bay .. .. . Darling Point .. .. . Rushcutter's Bay .. .. . St. James', Glebe .. .. .	1	....	....	560	....	....	249
			....	....	629	....	....	345
			....	....	133	....	....	81
			....	....	312	....	....	98
			....	....	76	....	....	184
			....	....	62	....	....	
			....	....	87	....	....	
			....	....	14	....	....	
		1	....	....	1,873	....	....	957
Parramatta .. ..	Parramatta .. .. .	2	974	262	1,236	597	39	636
The Paterson .. ..	Paterson .. .. . { Town .. .. . Country .. .. . }	1	59	2	61	46	....	46
			459	16	475	303	1	304
		1	513	18	536	349	1	350
Patrick's Plains .. ..	Patrick's Plains .. .. . { Town .. .. . Country .. .. . }	1	278	9	287	153	1	154
			1,220	24	1,244	421	4	425
		1	1,498	33	1,531	574	5	579
Queanbeyan .. ..	Queanbeyan .. .. . Town .. .. . Bungendore .. .. . Town .. .. . Country .. .. .	1	118	....	118	88	....	88
			76	....	76	45	....	45
			836	14	850	438	....	438
		1	1,030	14	1,044	571	....	571
St. Leonard's {	Sydney—Part of .. .. . Parramatta—Part of .. .. .	1	992	512	1,504	....	....	1,141
			430	62	492			
		1	1,422	574	1,996	....	....	1,141

\* See note on page 222.

† The Election was not contested.

\* Exclusive of six invalid votes.

NEW SOUTH WALES—1864.

No. 177.—POLITICAL FRANCHISE—continued.

ELECTORATE.	POLICE DISTRICTS—TOWN AND COUNTRY.	Number of Representatives.	Registered Electors.			Electors who voted at the last General Election—1864-65.		
			Resident.	Non-Resident.	Total.	Resident.	Non-Resident.	Total.
Shoalhaven .. ..	Shoalhaven .. .. .	1	1,277	35	1,312	923	....	923
East Sydney .. ..	Sydney—City .. .. .	4	5,056	3,908	8,959	2,841	1,350	4,191
West Sydney .. ..	Sydney—City, Part of .. .. .	4	6,947	441	7,388	3,856	200	4,056
Tenterfield .. ..	Tenterfield .. .. . { Town .. } Country .. { Country .. }	1	166	2	168	160	....	160
			150	4	184	42	....	42
	Wellingrove.. .. . { Town .. } Country .. { Country .. }	1	174	6	180	100	....	100
			400	6	406	249	....	249
		1	920	18	938	551	....	551
The Tumut .. ..	Tumut .. .. . { .. } Gundagai .. .. . { .. }	1	1,213	2	1,215	761	....	761
Wellington .. ..	Wellington .. .. . { .. } Molong .. .. . { .. }	1	....	....	1,393	....	....	428
			....	....	156	....	....	92
		1	....	....	1,549	....	....	520
The Williams	Dungog .. .. . { .. } Clarence Town .. .. . { .. } Country .. .. . { .. } Port Stephens—Stroud .. .. . { Town .. } Country .. { Country .. }	1	79	3	82	61	....	61
			53	7	60	48	....	48
			422	18	440	267	1	268
			50	2	52	34	....	34
		1	345	16	361	166	1	167
		1	949	46	995	576	2	578
Windsor .. ..	Windsor—Part of .. .. . { .. } Richmond .. .. . { .. }	1	394	42	436	281	29	310
			181	37	218	120	20	140
		1	575	79	654	401	49	450
Wollombi .. ..	Wollombi .. .. . { .. } Brisbane Water .. .. . { .. }	1	421	56	477	267	5	272
			577	29	606	356	2	358
		1	998	85	1,083	623	7	630
Yass Plains .. ..	Yass .. .. . { .. } Limestone Creek .. .. . { .. } Murrumbateman .. .. . { .. } Grabben Gullen .. .. . { .. } Gunning .. .. . { .. }	1	....	....	1,213	239	73	312
			....	....	....	66	....	66
			....	....	....	39	....	39
			....	....	....	96	....	96
			....	....	....	163	....	163
		1	1,213	5	1,218	603	73	676
TOTAL REGISTERED ELECTORS, &C. ..		....	....	....	98,621	....	....	43,371
Gold Fields, North	Rocky River .. .. . { .. } Peel River .. .. . { .. } Upper Hunter .. .. . { .. } Bingera .. .. . { .. } Table Land and Clarence.. .. . { .. }	1	....	....	280	....	....	....
			....	....	270	....	....	....
			....	....	20	....	....	....
			....	....	60	....	....	....
		1	....	....	830	....	....	379
Gold Fields, South	Adelong .. .. . { .. } Tumberumba .. .. . { .. } Gundagai .. .. . { .. } Kiandra .. .. . { .. } Elrington .. .. . { .. } Young .. .. . { .. } Mongarlow .. .. . { .. } Nerrigundah .. .. . { .. } Araluen .. .. . { .. }	1	500	....	500	18	....	18
			200	....	200	42	....	42
			100	....	100	9	....	9
			100	....	100	80	....	80
			250	....	250	29	....	29
			250	....	250	152	....	152
			150	....	150	89	....	89
			150	....	150	78	....	78
300	....	300	64	....	64			
		1	2,000	....	2,000	561	....	561
Gold Fields, West .. ..	.. .. .	1	....	....	8,400	....	....	†
GENERAL TOTAL .. ..		72	....	....	109,851	....	....	44,311

† The Election was not contested.  
\* An approximation—there are no registered Electors—parties vote upon the production of their Mining or Business Licenses.

No. 178.—RETURN of LANDS Sold in the Colony, otherwise than

DISTRICT.	COUNTIES.	LOTS.				EXTENT.	
		Town.	Suburban.	Country.	TOTAL.	Town.	Suburban.
<b>SETTLED.</b>						a. r. p.	a. r. p.
.....	Argyle .....	5	8	19	32	2 2 7 <sup>3</sup> / <sub>4</sub>	41 0 26
.....	Bathurst .....	.....	.....	99	99	.....	.....
.....	Bligh .....	.....	.....	22	22	.....	.....
.....	Brisbane .....	1	.....	3	4	0 2 0	.....
.....	Camden .....	4	.....	7	11	2 0 0	.....
.....	Cook .....	.....	.....	1	1	.....	.....
.....	Cumberland .....	6	.....	11	17	2 0 30	.....
.....	Durham .....	24	5	7	36	12 0 0	19 0 28
.....	Georgiana .....	.....	.....	3	3	.....	.....
.....	Hunter .....	.....	.....	2	2	.....	.....
.....	King .....	2	.....	20	22	1 0 0	.....
.....	Macquarie .....	14	3	2	19	14 1 15	3 3 0
.....	Murray .....	16	15	2	33	7 3 5	34 3 37
.....	Northumberland .....	55	37	16	108	25 2 16 <sup>3</sup> / <sub>4</sub>	36 2 34
.....	Phillip .....	.....	.....	14	14	.....	.....
.....	Roxburgh .....	.....	.....	9	9	.....	.....
.....	St. Vincent .....	.....	2	6	8	.....	4 2 3
.....	Wellington .....	.....	.....	7	7	.....	.....
.....	Westmoreland .....	35	.....	1	36	17 1 38 <sup>1</sup> / <sub>2</sub>	.....
<b>TOTAL, SETTLED DISTRICTS.</b>		162	70	251	483	85 1 33	140 1 8
<b>PASTORAL.</b>							
Bligh .....	Leichhardt .....	10	.....	1	11	6 2 14	.....
Do. ....	Lincoln .....	.....	.....	1	1	.....	.....
Do. ....	.....	.....	.....	1	1	.....	.....
Clarence .....	Clarence .....	12	1	25	38	6 2 16	3 1 8
Do. ....	Rous .....	23	9	16	48	13 0 21	15 1 18
Do. ....	.....	.....	.....	1	1	.....	.....
Darling .....	Menindie .....	7	4	.....	11	3 2 24	39 3 10
Do. ....	Talla .....	28	.....	.....	28	12 1 36	.....
Gwydir .....	.....	.....	.....	4	4	.....	.....
Gwydir and New England .....	Arrawatta .....	7	2	.....	9	5 1 24	11 1 9
Lachlan .....	Clarendon .....	.....	4	8	12	.....	6 1 8
Do. ....	Forbes .....	.....	.....	2	2	.....	.....
Do. ....	Harden .....	12	.....	37	49	15 3 8	.....
Do. ....	Monteagle .....	20	.....	12	32	8 3 0	.....
Do. ....	Nicholson .....	.....	8	.....	8	.....	38 3 8
Do. ....	.....	.....	.....	8	8	.....	.....
Lachlan and Murrumbidgee .....	Waradgery .....	2	15	.....	17	1 0 0	25 1 20
Liverpool Plains .....	Buckland .....	.....	2	11	13	.....	7 1 20
Do. ....	Nandewar .....	11	.....	1	12	2 3 0	.....
Do. ....	Parry .....	5	1	1	7	2 1 35	14 2 0
Do. ....	Pottinger .....	8	9	.....	17	3 3 21	9 0 0
Do. ....	White .....	56	.....	3	59	24 2 38 <sup>1</sup> / <sub>2</sub>	.....
Liverpool Plains and New England .....	Inglis .....	.....	.....	20	20	.....	.....
Macleay .....	Dudley .....	29	.....	.....	29	17 1 12	.....
Monaro .....	Auckland .....	9	.....	3	12	4 1 16	.....
Do. ....	Dampier .....	7	6	3	16	7 0 13	62 0 28
Do. ....	Wallace .....	12	8	.....	20	6 0 24	15 2 0
Do. ....	Beresford .....	.....	.....	1	1	.....	.....
Do. ....	.....	.....	.....	16	16	.....	.....
Monaro and Murrumbidgee .....	Cowley .....	.....	.....	2	2	.....	.....
Murrumbidgee .....	Buccluch .....	.....	.....	1	1	.....	.....
Do. ....	Cadell .....	46	.....	1	47	19 2 24	.....
Do. ....	Denison .....	17	1	.....	18	10 1 15	33 2 0
Do. ....	Goulburn .....	.....	.....	6	6	.....	.....
Do. ....	Hume .....	46	.....	12	58	17 1 39	.....
Do. ....	Selwyn .....	.....	.....	3	3	.....	.....
Do. ....	Townsend .....	53	22	25	100	30 2 13	42 0 34
Do. ....	Urana .....	34	1	.....	35	17 1 33 <sup>3</sup> / <sub>4</sub>	2 2 8
Do. ....	Windeyer .....	.....	.....	1	1	.....	.....
Do. ....	Wynyard .....	74	54	24	152	43 0 13 <sup>1</sup> / <sub>2</sub>	370 3 0 <sup>1</sup> / <sub>2</sub>
Do. ....	.....	.....	.....	11	11	.....	.....
New England .....	Gough .....	.....	.....	18	18	.....	.....
Do. ....	Hardinge .....	12	3	.....	15	5 1 24	10 2 34
Do. ....	Hawes .....	.....	.....	.....	.....	.....	.....
Do. ....	Sandon .....	32	.....	274	306	15 2 0	.....
Do. ....	.....	.....	.....	4	4	.....	.....
New England and Clarence .....	Clive .....	.....	.....	3	3	.....	.....
Do. ....	Drake .....	.....	.....	1	1	.....	.....
New England and Macleay .....	Vernon .....	.....	1	9	10	.....	3 0 0
Warrego .....	Cowper .....	20	10	3	33	11 2 0	10 0 0
Wellington .....	Ashburnham .....	.....	2	.....	2	.....	40 1 20
Do. ....	Gordon .....	7	2	1	10	3 2 20	7 1 37
Do. ....	.....	.....	.....	2	2	.....	.....
Do. ....	.....	.....	.....	13	13	.....	.....
Do. ....	.....	.....	.....	.....	.....	.....	.....
<b>TOTAL, PASTORAL DISTRICTS</b> .....		599	165	586	1,350	316 3 4 <sup>1</sup> / <sub>2</sub>	764 1 22 <sup>1</sup> / <sub>2</sub>
<b>TOTAL, SETTLED DISTRICTS</b> .....		162	70	251	483	85 1 33	140 1 8
<b>GENERAL TOTAL</b> .....		761	235	837	1,833	402 0 37 <sup>1</sup> / <sub>2</sub>	904 2 30 <sup>1</sup> / <sub>2</sub>

NEW SOUTH WALES—1864.

SOLD.

conditionally, during the Year ending the 31st December, 1864.

EXTENT.		AMOUNT.			DEPOSITS FORFEITED.
Country.	TOTAL.	Total Price.	Remissions.	Actual Cash.	
a. r. p.	a. r. p.	£ s. d.	£ s. d.	£ s. d.	£ s. d.
1,650 0 32	1,693 3 25½	1,810 2 11	.....	1,810 2 11	15 1 3
4,535 2 37	4,535 2 37	6,958 3 0	.....	6,958 3 0	.....
1,261 1 0	1,261 1 0	1,261 5 0	.....	1,261 5 0	776 19 6
328 0 0	328 2 0	332 0 0	.....	332 0 0	.....
383 0 0	385 0 0	400 15 0	.....	400 15 0	.....
19 1 15	19 1 15	19 7 0	.....	19 7 0	.....
662 2 11	664 3 1	854 17 6	.....	854 17 6	3 0 0
150 2 28	181 3 16	340 18 10	.....	340 18 10	.....
111 0 0	111 0 0	107 18 0	.....	107 18 0	.....
40 0 0	40 0 0	55 0 0	.....	55 0 0	.....
1,162 1 38	1,163 1 38	1,170 9 9	.....	1,170 9 9	.....
75 2 0	93 2 15	186 8 0	.....	186 8 0	4 8 0
107 0 0	149 3 2	801 15 11	.....	801 15 11	.....
425 2 4	437 3 14½	1,315 13 6	.....	1,315 13 6	12 7 10
541 1 0	541 1 0	532 18 0	.....	532 18 0	.....
667 3 0	667 3 0	643 15 0	.....	643 15 0	.....
163 3 32	163 1 35	213 3 0	.....	213 3 0	.....
354 3 0	354 3 0	354 15 0	.....	354 15 0	.....
38 2 0	55 3 38½	178 10 0	.....	178 10 0	.....
12,678 1 37	12,904 0 38	17,537 15 5	.....	17,537 15 5	811 16 7
35 1 0	41 3 14	88 1 6	.....	88 1 6	1 0 0
8 0 12	8 0 12	20 4 0	.....	20 4 0	.....
160 0 0	160 0 0	160 0 0	.....	160 0 0	.....
1,183 0 0	1,182 3 24	2,053 16 0	.....	2,053 16 0	24 1 3
3,006 1 0	3,004 2 39	3,167 12 10	.....	3,167 12 10	5 19 9
571 0 0	571 0 0	642 7 6	.....	642 7 6	.....
.....	43 1 34	129 4 10	.....	129 4 10	2 0 0
.....	12 1 36	107 4 0	.....	107 4 0	.....
800 0 0	800 0 0	800 0 0	.....	800 0 0	.....
.....	16 2 33	73 17 5	.....	73 17 5	.....
188 0 27	194 1 35	241 11 4	.....	241 11 4	8 10 0
325 0 0	325 0 0	325 0 0	.....	325 0 0	.....
4,031 2 0	4,047 1 8	4,130 14 0	.....	4,130 14 0	.....
940 0 0	948 3 0	1,030 12 0	.....	1,030 12 0	4 16 6
.....	33 3 8	94 1 6	.....	94 1 6	.....
2,737 0 0	2,737 0 0	2,737 0 0	.....	2,737 0 0	.....
.....	26 1 20	97 11 3	.....	97 11 3	.....
255 0 0	262 1 20	305 10 0	.....	305 10 0	.....
14 1 0	17 0 0	63 11 6	.....	63 11 6	2 0 3
18 2 0	35 1 35	79 2 6	.....	79 2 6	2 0 0
.....	12 3 21	76 1 0	.....	76 1 0	3 0 0
30 1 21	55 0 19½	251 8 9	.....	251 8 9	3 13 3
683 0 6	683 0 6	713 0 9	.....	713 0 9	.....
.....	17 1 12	191 17 0	.....	191 17 0	.....
.....	4 1 16	39 16 0	.....	39 16 0	2 0 0
89 1 21	158 2 22	294 2 3	.....	294 2 3	.....
.....	21 2 24	106 18 0	.....	106 18 0	.....
33 0 0	33 0 0	33 0 0	.....	33 0 0	.....
2,664 3 0	2,664 3 0	2,676 15 0	.....	2,676 15 0	.....
452 0 0	452 0 0	452 0 0	.....	452 0 0	.....
38 3 0	38 3 0	38 15 0	.....	38 15 0	.....
31 0 0	100 2 24	238 4 0	.....	238 4 0	.....
.....	43 3 15	149 15 0	.....	149 15 0	.....
973 3 0	973 3 0	973 15 0	.....	973 15 0	.....
803 1 25	820 3 24	1,060 13 7	.....	1,060 13 7	16 5 10
926 0 0	926 0 0	694 0 0	.....	694 0 0	.....
525 0 6	597 3 13	1,332 6 3	.....	1,332 6 3	38 12 6
.....	20 0 13½	147 9 3	.....	147 9 3	1 0 0
81 2 16	81 2 16	81 12 0	.....	81 12 0	.....
721 3 27	1,135 3 1	2,319 12 5	.....	2,319 12 5	2 0 0
4,048 0 0	4,048 0 0	4,056 4 0	.....	4,056 4 0	.....
658 3 0	658 3 0	658 15 0	.....	658 15 0	.....
.....	16 0 18	75 6 9	.....	75 6 9	.....
13,633 2 15	13,609 0 15	14,259 15 7	.....	14,259 15 7	11 5 0
1,190 0 0	1,190 0 0	1,510 0 0	.....	1,510 0 0	6 5 0
155 0 0	155 0 0	155 0 0	.....	155 0 0	.....
32 3 0	32 3 0	32 15 0	.....	32 15 0	.....
344 2 0	347 2 0	353 10 0	.....	353 10 0	.....
30 0 34	51 2 34	218 2 3	.....	218 2 3	17 15 0
.....	40 1 20	80 15 0	.....	80 15 0	.....
160 0 0	171 0 17	222 6 6	.....	222 6 6	5 15 0
957 0 0	957 0 0	989 0 0	.....	989 0 0	.....
593 3 0	593 3 0	593 15 0	.....	593 15 0	.....
44,230 2 10	45,311 2 37	51,423 8 6	.....	51,423 8 6	1 157 19 4
12,678 1 37	12,904 0 38	17,537 15 5	.....	17,537 15 5	811 16 7
56,909 0 7	58,215 3 35	68,961 3 11	.....	68,961 3 11	969 15 11

STATISTICS OF

LAND SALES—continued.

No. 179.—DECENNIAL RETURN of LANDS SOLD.

YEAR.	EXTENT OF LANDS SOLD.					TOTAL PRICE.	TOTAL AMOUNT ACTUALLY RECEIVED IN THE YEAR.
	Town Lots.	Suburban Lots.	Special Country Lots.	Country Lots.	Total.		
	a. r. p.	a. r. p.	a. r. p.	a. r. p.	a. r. p.	£ s. d.	£ s. d.
1855	1,662 2 32½	15,194 2 10	989 0 9	110,105 3 21½	127,952 0 33¼	269,131 14 5	270,636 12 7
1856	.....	.....	.....	.....	167,753 3 23	274,200 2 7	245,555 2 5
1857	.....	.....	.....	.....	145,102 1 8¾	219,961 8 0	210,333 17 3
1858	1,350 3 7	4,804 1 15¼	3,535 2 7	159,523 3 39	169,214 2 28¼	248,726 8 3	240,633 8 10
1859	1,200 0 23	2,889 1 19½	2,223 2 21	128,854 2 24	135,167 3 7½	228,630 2 7	252,627 18 2
1860	785 2 5½	1,681 3 5	1,903 1 16	104,846 0 7	109,216 2 33½	159,053 18 4	155,316 14 8
1861	674 3 13	1,633 0 30	1,171 3 10	186,456 3 26	189,936 2 39	249,280 18 0	222,594 2 2
1862	489 1 4	1,420 2 2½	.....	65,382 2 28	67,292 1 34½	98,729 11 6	216,988 9 4
1863	384 2 16¾	824 0 14½	.....	90,807 3 36	92,016 2 27¼	112,878 7 9	128,210 19 4
1864	402 0 37½	904 2 30½	.....	56,909 0 7	58,215 3 35	68,961 3 11	112,719 4 9

\* This is exclusive of Lands conditionally sold under the Crown Lands Alienation Act of 1861.

No. 180.—RETURN of Lands set apart for PUBLIC PURPOSES, in the Year 1864.

COUNTY OR DISTRICT.	NUMBER OF GRANTS UNDER 100 ACRES.		NO. OF GRANTS ABOVE 100 ACRES, AND NOT EXCEEDING 500 ACRES.		COUNTY OR DISTRICT—continued.	NUMBER OF GRANTS UNDER 100 ACRES.		NO. OF GRANTS ABOVE 100 ACRES, AND NOT EXCEEDING 500 ACRES.	
	No. of Grants.	No. of Acres.	No. of Grants.	No. of Acres.		No. of Grants.	No. of Acres.	No. of Grants.	No. of Acres.
		a. r. p.		a. r. p.	Brought forward..	49	205 0 25¾	..	.....
Argyle .....	5	19 1 39	..	.....	King .....	8	13 2 15	..	.....
Ashburnham .....	1	9 0 0	..	.....	Macquarie.....	6	6 3 39¼	..	.....
Bathurst .....	3	2 0 0	..	.....	Menindee .....	1	7 2 0	..	.....
Brisbane .....	1	0 1 0	..	.....	Murray .....	3	2 0 0	..	.....
Caira .....	1	1 0 20	..	.....	Northumberland .....	6	10 1 29¾	..	.....
Camden .....	2	4 0 0	..	.....	Parry .....	1	2 0 0	..	.....
Clarence .....	6	10 1 6	..	.....	Pottinger .....	4	9 2 1	..	.....
Clive .....	1	5 0 0	..	.....	Roxburgh.....	1	10 0 0	..	.....
Cumberland .....	10	81 1 25¾	..	.....	Sandon .....	2	7 0 0	..	.....
Dampier .....	3	1 3 32	..	.....	Selwyn .....	1	7 2 0	..	.....
Drake.....	1	2 0 0	..	.....	Urana.....	3	1 3 33¼	..	.....
Dudley .....	1	2 0 0	..	.....	Wakool .....	1	2 0 0	..	.....
Georgiana .....	4	9 0 23	..	.....	Wallace .....	1	2 2 24	..	.....
Gloucester.....	2	4 0 0	..	.....	Waradgery .....	2	1 1 0	..	.....
Goulburn .....	1	44 2 0	..	.....	Wellington .....	2	4 0 0	..	.....
Gowen .....	1	5 0 0	..	.....	Wentworth .....	1	1 0 0	..	.....
Harden .....	3	2 0 0	..	.....	White .....	1	2 0 0	..	.....
Hunter .....	3	2 0 0	..	.....	Wynyard .....	4	4 2 0	..	.....
Carried forward..	49	205 0 25¾	..	.....	TOTAL.....	97	301 0 8¼	..	.....

LANDS ALIENATED AND UNALIENATED.

No. 181.—RETURN shewing the Areas ALIENATED and UNALIENATED in each of the following Counties which comprise the Old Settled Districts of New South Wales, now First Class Settled Districts, on the 31st December, 1864.

COUNTIES.	AREA ALIENATED.	AREA UNALIENATED.	COUNTIES—continued.	AREA ALIENATED.	AREA UNALIENATED.
	Acres.	Acres.		Acres.	Acres.
Argyle .. .. .	401,069	857,551	Hunter .. .. .	71,310	1,244,630
Bathurst .. .. .	463,945	726,455	King .. .. .	140,300	999,540
Bligh .. .. .	221,708	855,502	Macquarie .. .. .	165,176	1,242,824
Brisbane .. .. .	376,277	1,125,753	Murray .. .. .	384,955	1,053,765
Camden .. .. .	417,864	984,069	Northumberland .. .. .	445,255	1,053,625
Cook .. .. .	142,709	922,891	Phillip .. .. .	99,246	936,274
Cumberland .. .. .	480,775	434,105	Roxburgh .. .. .	175,026	797,734
Durham .. .. .	808,109	546,771	St. Vincent .. .. .	334,823	1,398,037
Georgiana .. .. .	420,354	811,646	Wellington .. .. .	216,055	863,785
Gloucester .. .. .	730,761	644,619	Westmoreland .. .. .	102,337	916,543
			TOTAL .. .. .	6,598,074	18,416,146

NOTE.—This is exclusive of land conditionally selected in the above Counties.

No. 182.—RETURN of LAND shewing the Areas ALIENATED and UNALIENATED in each County in the remaining portion of New South Wales, the boundaries of which Counties are open to modification, which may materially affect the areas unalienated, on 31st December, 1864.

COUNTIES.	AREA ALIENATED.	AREA UNALIENATED.	COUNTIES—continued.	AREA ALIENATED.	AREA UNALIENATED.
	Acres.	Acres.		Acres.	Acres.
Arrowatta .. .. .	1,052	1,230,918	Gresham .. .. .	621	871,079
Ashburnham .. .. .	17,985	1,374,015	Harden .. .. .	48,506	1,055,463
Auckland .. .. .	47,038	1,213,762	Hardinge .. .. .	5,146	938,854
Benarba .. .. .	.....	1,600,000	Hawes .. .. .	238	935,442
Barradine .. .. .	1,432	1,326,568	Hume .. .. .	23,447	920,553
Beresford .. .. .	16,249	895,751	Ingليس .. .. .	15,181	544,819
Bland .. .. .	300	1,359,700	Jamison .. .. .	.....	985,600
Blaxland .. .. .	.....	.....	Kennedy .. .. .	.....	956,800
Boyd .. .. .	920	879,080	Leichhardt .. .. .	69	.....
Buckland .. .. .	261,933	793,917	Lincoln .. .. .	12,249	1,194,091
Buccleuch .. .. .	23,111	723,467	Livingstone .. .. .	.....	.....
Bourke .. .. .	371	.....	Menindee .. .. .	61	.....
Buller .. .. .	1,385	894,614	Mitchell .. .. .	2,974	738,726
Burnett .. .. .	2,544	1,021,456	Monteagle .. .. .	8,855	848,115
Cadell .. .. .	1,918	493,552	Murchison .. .. .	3,719	1,212,281
Caira .. .. .	600	.....	Nandewar .. .. .	2,198	773,502
Clarke .. .. .	.....	438,400	Napier .. .. .	5,800	887,000
Clive .. .. .	7,169	648,831	Narrowmine .. .. .	.....	1,063,700
Clarendon .. .. .	24,963	912,437	Nicholson .. .. .	33	.....
Clarence .. .. .	51,237	854,363	Oxley .. .. .	11	1,199,989
Cooper .. .. .	106	.....	Parry .. .. .	323,944	556,056
Cowper .. .. .	132	.....	Perry .. .. .	9	.....
Cowrallie .. .. .	881	1,290,019	Pottinger .. .. .	9,033	1,526,965
Cowley .. .. .	14,177	785,823	Richmond .. .. .	2,875	733,125
Clyde .. .. .	.....	.....	Rous .. .. .	18,784	1,158,816
Cunningham .. .. .	.....	921,600	Raleigh .. .. .	.....	1,120,000
Dampier .. .. .	26,442	997,553	Sandon .. .. .	50,341	778,459
Darling .. .. .	38	927,362	Selwyn .. .. .	2,342	1,101,622
Denham .. .. .	644	1,295,356	Stapylton .. .. .	3	1,311,997
Dudley .. .. .	12,298	964,702	Sturt .. .. .	640	.....
Denison .. .. .	2,148	724,252	Taila .. .. .	24	1,423,988
Dowling .. .. .	.....	.....	Tarra .. .. .	14	1,235,186
Drake .. .. .	10,420	741,530	Townsend .. .. .	6,885	1,593,215
Ewenna .. .. .	.....	1,184,000	Urana .. .. .	70	1,559,610
Fitzroy .. .. .	800	726,900	Vernon .. .. .	6,765	761,235
Flinders .. .. .	.....	.....	Waljeers .. .. .	.....	.....
Forbes .. .. .	1,007	742,693	Wallace .. .. .	9,647	1,349,753
Franklin .. .. .	.....	.....	Wakool .. .. .	674	1,775,326
Gipps .. .. .	320	1,423,680	Wellesley .. .. .	20,546	895,948
Gordon .. .. .	12,372	723,528	Wentworth .. .. .	126	2,121,474
Gough .. .. .	14,404	1,019,203	White .. .. .	2,233	1,191,367
Goulburn .. .. .	46,507	753,602	Windeyer .. .. .	81	2,726,319
Gowen .. .. .	2,501	1,005,499	Waradgery .. .. .	1,184	1,613,626
Gregory .. .. .	.....	.....	Wynyard .. .. .	33,815	910,183
			TOTAL .. .. .	1,224,627	75,513,477

## REVENUE FROM LANDS AND GOLD FIELDS.

No. 183.—RETURN shewing the REVENUE from LANDS and GOLD FIELDS for the Year ending the 31st December, 1864.

## UNDER THE LANDS ALIENATION ACT OF 1861.

Description.	No. of Lots.	Area Sold.	Average Price per Acre.		Total Amount of Sales.		Amount Received.		Balance remaining unpaid.	
			£	s. d.	£	s. d.	£	s. d.	£	s. d.
		a. r. p.	£	s. d.	£	s. d.	£	s. d.	£	s. d.
Sold at auction { Town .. ..	761	402 0 37½	10	3 6	4,091 16 10	}	35,747	1 11	7,263	0 0
Suburban .. ..	235	904 2 30½	3	14 6	3,368 18 1					
Country .. ..	542	31,392 3 13	1	2 0	35,549 7 0					
Unconditionally sold by selection	248	12,388 1 34	0	19 11	12,379 15 6		12,379	15 6		
Improved lots sold to owners of improvements .. ..	491	9,670 1 20	1	5 6	*12,336 4 5		2,539	0 2	9,797	4 3
Proceeds of sales of unnecessary Roads	32	158 0 15	2	2 7	336 5 2		146	1 11	190	3 3
Sold under return of Water Reservation	4	4 0 11	35	14 1	145 5 5		20	1 3	125	4 2
Specially sold at appraised price ..	18	142 2 15	2	11 6	367 10 5		119	2 0	248	8 5
Reclaimed land sold at appraised price	22	7 3 19	180	8 7	1,419 15 6		705	0 0	714	15 6
Sold by pre-emption .. ..	47	13,127 3 0	1	0 8	13,571 6 6		13,571	6 6		
Sold conditionally .. ..	2,350	165,616 3 0	1	0 0	165,616 15 0		41,404	3 9	124,212	11 3
GENERAL TOTAL.. ..	£ 4,750	233,815 2 35	.....		249,182 19 10		106,631	13 0	142,551	6 10

## UNDER THE CROWN LANDS OCCUPATION ACT OF 1861.

Number.		Estimated Area.	Rent and Assessment Received.
3,331	Pastoral Leases in the Second Class and Unsettled Districts .. ..	103,207,040	£ 180,351 8 3
5,460	Auction and Pre-emptive Leases in the First Class Settled Districts .. ..	3,864,320	12,076 1 5
	GENERAL TOTAL .. ..		£ 192,427 9 8

## UNDER THE GOLD FIELDS ACT.

	£	s.	d.
Duty on Gold in the nature of Rent .. ..	21,146	16	3
51 Leases for Mining Purposes other than Gold .. ..	1,185	9	0
82 Auriferous Leases issued .. ..	1,075	0	0
Miners' Rights granted .. ..	7,226	5	0
Business Licenses issued .. ..	961	10	0
GENERAL TOTAL .. ..	£ 31,595	0	3

## MISCELLANEOUS.

	£	s.	d.
Fines for non-payment of Pre-emptive Purchases within the prescribed time .. ..	127	16	9
Forfeited Deposits .. ..	969	15	11
Licenses to cut Timber .. ..	2,228	5	0
Quit Rents .. ..	434	11	10
Survey of Land .. ..	13	5	0
Fees on Transfers .. ..	1,078	0	0
Fees on Deeds .. ..	2,228	5	0
Sundry Collections .. ..	1,906	11	6
GENERAL TOTAL .. ..	£ 8,986	11	0

## RECAPITULATION.

	£	s.	d.
Total Receipt .. { Under Lands Alienation Act .. ..	106,631	13	0
" " Occupation Act .. ..	192,427	9	8
" " Gold Fields Act .. ..	31,595	0	3
Miscellaneous .. ..	8,986	11	0
GRAND TOTAL .. ..	£ 327,260	18	5
Revenue received in 1864 .. ..	327,260	18	5
Balance payable in 1865 .. ..	18,338	15	7
Ditto in 1867 for Conditional Purchases .. ..	124,212	11	3
	469,812	5	3

\* Total amount of appraised sales.



## LEASED LANDS.

No. 184.—RETURN of LANDS LEASED for Pastoral Purposes, in the Years 1863-64.

YEAR.	FOURTEEN YEARS' LEASES.		EIGHT YEARS' LEASES. (Unexpired ones.)		FIVE YEARS' LEASES.		ANNUAL LEASES.		TOTAL AREA OF LAND LEASED.	ANNUAL RENT PAYABLE ON				TOTAL ANNUAL RENT PAYABLE.
	No. of Leases.	Area Leased.	No. of Leases.	Area Leased.	No. of Leases.	Area Leased.	No. of Leases.	Area Leased.		Fourteen Years' Leases.	Eight Years' Leases.	Five Years' Leases.	ANNUAL LEASES.	
		square miles.		square miles.		square miles.		square miles.	square miles.	£ s. d.	£ s. d.	£ s. d.	£ s. d.	£ s. d.
1863	1,717	77,166	9	215	1,311	62,768	4,368	5,371	145,520	31,426 10 5	298 10 0	33,151 19 7	11,189 12 3	31,066 12 3
1864	1,717	77,166	8	171	1,606	83,924	5,460	6,088	167,299	31,426 10 5	265 10 0	45,178 8 2	12,076 1 5	88,946 10 0



1865.

LEGISLATIVE ASSEMBLY.  
NEW SOUTH WALES.

BANK LIABILITIES AND ASSETS.

Ordered by the Legislative Assembly to be Printed, 15 November, 1865.

GENERAL ABSTRACT of the Sworn Returns, rendered pursuant to the Act of Council, 4th Victoria, No. 13, of the Average ASSETS and LIABILITIES, and of the CAPITAL and PROFITS of the undermentioned BANKS of the Colony of New South Wales, for the Quarter ended 31st March, 1865.

BANKS.	LIABILITIES.					ASSETS.							CAPITAL AND PROFITS.			
	Notes in Circulation.	Bills in Circulation.	Balances due to other Banks.	Deposits.	Total Liabilities.	Coin.	Bullion.	Landed Property.	Notes & Bills of other Banks.	Balances due from other Banks.	Notes and Bills Discounted, and all other Debts due to the Banks.	Total Assets.	Capital paid up.	Rate per Annum of last Dividend.	Amount of Dividend.	Amount of Reserved Profits after paying Dividend.
	£ s. d.	£ s. d.	£ s. d.	£ s. d.	£ s. d.	£ s. d.	£ s. d.	£ s. d.	£ s. d.	£ s. d.	£ s. d.	£ s. d.	£ s. d.	per cent.	£ s. d.	£ s. d.
New South Wales .....	213,999 4 7	2,809 1 7	132,120 1 5	1,526,378 15 11	1,875,307 3 6	383,427 19 9	20,668 11 3	47,258 18 5	11,567 4 1	1,387,052 1 5	1,373,108 7 1	3,223,083 2 0	976,080 0 0	17½ cent.	77,369 16 8	311,053 6 8
Commercial .....	184,512 0 3	2,760 19 4	20,633 14 3	1,264,705 16 6	1,472,612 10 4	283,928 17 7	4,828 6 8	31,350 9 5	26,568 4 6	186,541 7 5	1,490,605 16 7	2,023,823 2 2	400,000 0 0	17 cent.	31,845 19 9	108,020 5 8
Australasia.....	45,202 7 9	5,417 3 10	.....	476,917 1 2	527,536 12 9	75,318 9 0	3,136 6 2	31,000 0 0	6,337 1 11	.....	673,271 3 1	789,063 0 2	1,200,000 0 0	14 cent.	63,000 0 0	340,631 11 0
Union of Australia .....	32,084 16 8	10,064 17 1	.....	297,231 2 2	339,350 16 11	69,562 1 10	35,366 0 4	14,000 0 0	5,009 6 2	.....	331,815 5 5	455,752 13 9	1,250,000 0 0	18 cent.	112,500 0 0	368,128 12 3
Australian Joint Stock..	166,503 0 10	7,656 11 8	5,204 9 0	868,974 10 1	1,048,338 11 7	104,031 3 6	21,726 4 2	70,731 4 11	15,090 2 10	74,774 13 8	1,331,782 10 2	1,618,135 19 3	498,175 0 0	12½ cent.	31,250 0 0	88,513 0 3
London Chartered of Australia .....	10,095 0 0	791 6 9	170 14 5	82,508 17 3	93,565 18 5	31,882 1 2	.....	17,815 12 0	830 6 2	161 15 10	240,696 7 9	291,366 2 11	1,000,000 0 0	8 cent.	40,000 0 0	133,757 6 9
English, Scottish, and Australian Chartered	23,687 15 0	2,433 8 9	.....	306,285 12 7	422,406 16 4	68,048 14 6	.....	28,382 14 5	1,817 8 4	2,781 11 10	632,161 6	733,191 15 6	600,000 0 0	6 cent.	18,000 0 0	50,000 0 0
Oriental Chartered .....	99,563 0 0	2,916 13 9	244,594 4 0	710,834 10 3	1,057,908 8 0	154,180 19 0	26,373 3 8	27,282 11 1	5,984 0 0	114,131 15 10	938,790 9 9	1,266,742 18 11	1,260,000 0 0	16 cent.	100,800 0 0	252,000 0 0
City .....	33,734 9 2	.....	6,168 0 11	215,301 6 10	255,203 16 11	35,759 9 7	.....	4,071 14 2	2,215 18 4	4,868 11 5	418,967 12 9	465,883 6 3	200,000 0 0	8 cent.	8,000 0 0	2,235 13 0
TOTALS .....	809,381 14 3	34,850 2 9	408,891 4 0	5,839,137 12 9	7,092,260 13 9	1,206,119 15 11	112,098 11 10	271,893 4 5	75,419 12 4	1,770,311 17 5	7,431,198 19 0	10,867,042 0 11	7,384,255 0 0	.....	482,765 16 5	1,654,389 15 7

\* 15 cent. annum, and Bonus at the rate of 2½ cent. annum.

† 6 cent. annum, and Bonus of 8 cent.

‡ Includes £44,700 Government Securities.

§ 10 cent. annum, and Bonus of 2½ cent.

The Treasury, New South Wales,  
11th May, 1865.

JAMES THOMSON,  
Accountant.

T. W. SMART,  
Treasurer.



1865.

LEGISLATIVE ASSEMBLY.  
NEW SOUTH WALES.

BANK LIABILITIES AND ASSETS.

Ordered by the Legislative Assembly to be Printed, 15 November, 1865.

GENERAL ABSTRACT of the Sworn Returns, rendered pursuant to the Act of Council, 4th Victoria, No. 13, of the Average ASSETS and LIABILITIES, and of the CAPITAL and PROFITS of the undermentioned BANKS of the Colony of New South Wales, for the Quarter ended 30th June, 1865.

BANKS.	LIABILITIES.					ASSETS.							CAPITAL AND PROFITS.			
	Notes in Circulation.	Bills in Circulation.	Balances due to other Banks.	Deposits.	Total Liabilities.	Coin.	Bullion.	Landed Property.	Notes & Bills of other Banks.	Balances due from other Banks.	Notes and Bills Discounted, and all other Debts due to the Banks.	Total Assets.	Capital paid up.	Rate per Annum of last Dividend.	Amount of Dividend.	Amount of Reserved Profits after paying Dividend.
	£ s. d.	£ s. d.	£ s. d.	£ s. d.	£ s. d.	£ s. d.	£ s. d.	£ s. d.	£ s. d.	£ s. d.	£ s. d.	£ s. d.	£ s. d.	per cent.	£ s. d.	£ s. d.
New South Wales .....	212,596 13 0	4,759 19 3	65,911 5 8	1,579,818 2 11	1,863,086 0 10	232,333 19 0	25,032 14 2	51,073 14 5	10,960 8 3	1,408,892 12 8	1,461,530 6 1	3,239,823 14 7	996,140 0 0	18 3/4 cent.	87,175 4 0	328,180 0 0
Commercial .....	184,380 1 6	4,321 5 3	35,364 11 9	1,335,545 3 8	1,559,611 2 2	341,049 15 7	10,247 6 6	32,147 18 8	23,309 13 1	214,425 19 8	1,491,296 16 1	2,112,477 9 7	400,000 0 0	17 3/4 cent.	31,845 19 9	108,020 5 8
Australasia.....	40,914 6 2	3,128 1 6	.....	488,948 5 9	532,990 13 5	122,959 11 2	.....	31,000 0 0	3,842 16 9	.....	605,491 3 7	763,293 11 6	1,200,000 0 0	14 3/4 cent.	68,250 0 0	354,065 2 5
Union of Australia .....	30,785 17 10	7,674 2 1	.....	316,066 7 4	354,526 7 3	87,952 6 8	25,947 13 5	14,000 0 0	3,335 9 3	.....	317,159 13 9	448,395 3 1	1,250,000 0 0	18 3/4 cent.	112,500 0 0	368,128 12 3
Australian Joint Stock..	115,549 3 *1	5,176 15 5	2,792 8 9	709,112 19 8	832,631 6 11	98,828 11 8	2,438 15 5	52,171 6 2	12,510 15 5	240,556 11 9	1,991,410 11 6	1,397,916 11 11	500,000 0 0	21 1/2 cent.	31,250 0 0	88,513 0 3
London Chartered of Australia .....	8,612 4 7	514 12 3	2 15 10	80,420 8 6	89,550 1 2	39,271 10 0	.....	17,815 12 0	676 16 11	1,379 14 8	235,202 14 8	294,346 8 3	1,000,000 0 0	8 3/4 cent.	40,000 0 0	133,757 6 9
English, Scottish, and Australian Chartered .....	23,267 16 2	2,230 5 2	150 18 1	368,976 16 5	394,625 15 10	101,724 18 11	.....	28,022 14 5	2,613 15 5	1,436 0 7	598,903 11 9	732,701 1 1	600,000 0 0	6 3/4 cent.	18,000 0 0	50,000 0 0
Oriental Chartered .....	94,729 0 0	3,420 11 4	260,799 12 8	683,799 16 11	1,042,749 0 11	170,047 5 6	21,650 18 5	27,282 11 1	5,662 0 0	115,935 10 3	913,667 6 7	1,254,245 11 10	1,500,000 0 0	16 3/4 cent.	100,800 0 0	444,000 0 0
City .....	32,186 12 1	.....	1,862 1 3	252,240 11 2	286,289 4 6	40,301 11 10	.....	3,995 3 2	2,379 1 5	6,934 19 7	449,564 13 8	503,175 9 8	200,000 0 0	8 3/4 cent.	8,000 0 0	2,235 13 0
TOTALS.....	743,021 14 5	31,225 12 3	366,883 14 0	5,814,928 12 4	6,956,059 13 0	1,284,469 10 4	85,317 7 11	257,508 19 11	65,290 16 6	1,989,561 9 2	7,064,226 17 8	10,746,375 1 6	7,646,140 0 0	.....	497,821 3 9	1,876,900 0 4

\* 15 3/4 cent. 3/4 annum, and Bonus at the rate of 3 3/4 cent. 3/4 annum.

† 6 3/4 cent. 3/4 annum, and Bonus of 8 3/4 cent.

‡ Includes Government Securities, average £46,128 11s. 5d.

§ 10 3/4 cent. 3/4 annum, and Bonus of 2 1/2 3/4 cent. 3/4 annum.

The Treasury, New South Wales,  
21st August, 1865.

JAMES THOMSON,  
Accountant.

T. W. SMART,  
Treasurer.



1865.

LEGISLATIVE ASSEMBLY.  
NEW SOUTH WALES.

BANK LIABILITIES AND ASSETS.

Ordered by the Legislative Assembly to be Printed, 15 November, 1865.

GENERAL ABSTRACT of the Sworn Returns, rendered pursuant to the Act of Council, 4th Victoria, No. 13, of the Average ASSETS and LIABILITIES, and of the CAPITAL and PROFITS of the undermentioned BANKS of the Colony of New South Wales, for the Quarter ended 30th September, 1865.

BANKS.	LIABILITIES.					ASSETS.							CAPITAL AND PROFITS.			
	Notes in Circulation.	Bills in Circulation.	Balances due to other Banks.	Deposits.	Total Liabilities.	Coin.	Bullion.	Landed Property.	Notes & Bills of other Banks.	Balances due from other Banks.	Notes and Bills Discounted, and all other Debts due to the Banks.	Total Assets.	Capital paid up.	Rate per Annum of last Dividend.	Amount of Dividend.	Amount of Reserved Profits after paying Dividend.
	£ s. d.	£ s. d.	£ s. d.	£ s. d.	£ s. d.	£ s. d.	£ s. d.	£ s. d.	£ s. d.	£ s. d.	£ s. d.	£ s. d.	£ s. d.	% cent.	£ s. d.	£ s. d.
New South Wales .....	202,470 11 6	8,444 17 5	54,816 14 5	1,543,709 1 3	1,809,441 4 7	287,104 8 7	24,858 7 5	52,163 3 2	7,363 15 8	1,481,865 4 0	1,357,028 3 10	3,209,883 2 8	1,000,000 0 0	*20 3/4 cent.	99,691 0 0	333,333 6 8
Commercial .....	173,254 7 9	2,467 9 7	24,067 16 4	1,381,809 12 2	1,581,599 5 10	321,630 9 10	12,129 13 4	32,172 4 2	13,805 15 2	206,982 17 9	1,544,929 17 9	2,131,650 18 0	400,000 0 0	17 3/4 cent.	34,000 0 0	108,079 7 0
Australasia.....	36,764 9 3	4,858 13 4	.....	463,008 18 0	504,632 0 7	108,501 11 7	.....	31,000 0 0	2,319 8 11	.....	592,262 6 7	734,033 7 1	1,200,000 0 0	14 3/4 cent.	68,250 0 0	354,065 2 5
Union of Australia.....	27,700 16 11	10,019 14 10	.....	309,472 13 6	347,193 5 3	74,844 9 3	27,172 16 10	14,000 0 0	.....	2,086 8 8	337,489 14 6	455,593 9 3	1,250,000 0 0	18 3/4 cent.	112,500 0 0	363,882 5 3
Australian Joint Stock..	110,029 6 4	4,569 19 8	31,074 13 0	742,098 2 5	888,372 1 5	77,264 13 9	12,808 16 4	52,463 18 8	10,898 14 9	250,921 8 9	1,072,330 19 1	1,476,688 11 4	533,723 10 0	21 1/2 3/4 cent.	31,250 0 0	92,624 8 8
London Chartered of Australia .....	7,045 7 8	352 3 11	.....	64,256 13 11	71,654 5 6	30,716 11 6	.....	17,815 12 0	1,110 12 4	2,728 13 11	219,575 19 3	271,947 9 0	1,000,000 0 0	8 3/4 cent.	40,000 0 0	138,436 14 9
English, Scottish, and Australian Chartered	23,672 6 11	1,329 6 0	.....	369,831 19 5	394,833 12 4	112,289 14 1	.....	27,989 9 10	344 16 11	4,300 0 3	596,422 18 2	741,346 19 3	600,000 0 0	7 3/4 cent.	21,000 0 0	50,000 0 0
Oriental Chartered.....	84,874 0 0	4,738 12 3	228,198 0 6	647,125 10 10	964,936 3 7	193,508 10 9	17,188 10 0	27,282 11 1	3,561 0 0	105,272 2 0	818,546 16 10	1,165,359 10 8	1,500,000 0 0	16 3/4 cent.	120,000 0 0	444,000 0 0
City .....	28,217 2 3	.....	5,495 19 11	260,990 10 8	294,703 12 10	38,634 6 7	.....	3,000 0 0	349 4 8	936 16 1	470,986 15 5	513,907 2 9	200,000 0 0	8 3/4 cent.	8,000 0 0	5,674 19 4
TOTALS.....	694,028 8 7	36,780 17 0	343,653 4 2	5,782,908 2 2	6,857,365 11 11	1,244,494 15 11	94,168 3 11	257,886 18 11	39,753 8 5	2,054,593 11 5	7,009,573 11 5	10,700,460 10 0	7,683,723 10 0	.....	534,691 0 0	1,890,096 4 1

\* 15 3/4 cent., and Bonus 5 3/4 cent. 3/4 annum.

† Including Government Securities, £64,700.

‡ 6 3/4 cent., and Bonus 8 3/4 cent. 3/4 annum.

§ 10 3/4 cent., and bonus 2 1/2 3/4 cent. 3/4 annum.

The Treasury, New South Wales,  
10th November, 1865.

JAMES THOMSON,  
Accountant.

SAUL SAMUEL,  
Treasurer.





1865.

LEGISLATIVE ASSEMBLY.  
NEW SOUTH WALES.

BANK LIABILITIES AND ASSETS.  
(AMENDED RETURN.)

Ordered by the Legislative Assembly to be Printed, 21 December, 1865.

GENERAL ABSTRACT of the Sworn Returns, rendered pursuant to the Act of Council, 4th Victoria, No. 13, of the Average ASSETS and LIABILITIES, and of the CAPITAL and PROFITS of the undermentioned BANKS of the Colony of New South Wales, for the Quarter ended 30th September, 1865.

BANKS.	LIABILITIES.					ASSETS.							CAPITAL AND PROFITS.			
	Notes in Circulation.	Bills in Circulation.	Balances due to other Banks.	Deposits.	Total Liabilities.	Coin.	Bullion.	Landed Property.	Notes & Bills of other Banks.	Balances due from other Banks.	Notes and Bills Discounted, and all other Debts due to the Banks.	Total Assets.	Capital paid up.	Rate per Annum of last Dividend.	Amount of Dividend.	Amount of Reserved Profits at the time of declaring such Dividend.
	£ s. d.	£ s. d.	£ s. d.	£ s. d.	£ s. d.	£ s. d.	£ s. d.	£ s. d.	£ s. d.	£ s. d.	£ s. d.	£ s. d.	£ s. d.	£ s. d.	£ s. d.	£ s. d.
New South Wales .....	202,470 11 6	8,444 17 5	54,816 14 5	1,543,709 1 3	1,809,441 4 7	287,104 8 7	24,858 7 5	52,163 3 2	7,363 15 8	1,481,365 4 0	1,357,028 3 10	3,209,883 2 8	1,000,000 0 0	*20 3/4 cent.	99,691 0 0	333,333 6 8
Commercial .....	173,254 7 9	2,467 9 7	24,067 16 4	1,381,809 12 2	1,581,599 5 10	321,030 9 10	12,129 13 4	32,172 4 2	13,805 15 2	206,982 17 9	1,544,929 17 9	2,131,650 18 0	400,000 0 0	17 3/4 cent.	34,000 0 0	108,079 7 0
Australasia.....	36,764 9 3	4,858 13 4	.....	463,008 18 0	504,632 0 7	108,501 11 7	.....	31,000 0 0	2,319 8 11	.....	592,262 6 7	734,083 7 1	1,200,000 0 0	†14 3/4 cent.	68,250 0 0	354,065 2 5
Union of Australia .....	27,700 16 11	10,019 14 10	.....	309,473 13 6	347,193 5 3	74,844 9 3	27,172 16 10	14,000 0 0	.....	2,086 8 8	337,489 14 6	455,593 9 3	1,250,000 0 0	18 3/4 cent.	112,500 0 0	363,382 5 3
Australian Joint Stock..	110,029 6 4	4,569 19 8	31,074 13 0	742,698 2 5	888,372 1 5	77,264 13 9	12,808 16 4	52,463 18 8	10,898 14 9	250,921 8 9	1,072,330 19 1	1,476,688 11 4	533,723 10 0	‡12 1/2 3/4 cent.	31,250 0 0	92,624 8 8
London Chartered of Australia .....	7,045 7 8	352 3 11	.....	64,256 13 11	71,664 5 6	30,716 11 6	.....	17,815 12 0	1,110 12 4	2,728 13 11	219,575 19 3	271,947 9 0	1,000,000 0 0	8 3/4 cent.	40,000 0 0	138,436 14 9
English, Scottish, and Australian Chartered	23,672 6 11	1,329 6 0	.....	369,831 19 5	394,833 12 4	112,289 14 1	.....	27,989 9 10	344 16 11	4,300 0 3	596,422 18 2	741,346 19 3	600,000 0 0	7 3/4 cent.	21,000 0 0	50,000 0 0
Oriental Chartered.....	84,874 0 0	4,738 12 3	228,198 0 6	647,125 10 10	964,936 3 7	193,508 10 9	17,188 10 0	27,282 11 1	3,561 0 0	105,272 2 0	818,546 16 10	1,165,359 10 8	1,500,000 0 0	16 3/4 cent.	120,000 0 0	444,000 0 0
City .....	28,217 2 3	.....	5,495 19 11	260,990 10 8	294,703 12 10	38,634 6 7	.....	3,000 0 0	349 4 8	936 16 1	470,986 15 5	513,907 2 9	200,000 0 0	8 3/4 cent.	8,000 0 0	5,674 19 4
TOTALS.....	694,028 8 7	36,780 17 0	343,653 4 2	5,782,903 2 2	6,857,365 11 11	1,244,494 15 11	94,158 3 11	257,886 18 11	39,753 8 5	2,054,593 11 5	7,009,573 11 5	10,700,460 10 0	7,683,723 10 0	.....	534,691 0 0	1,890,096 4 1

\* 15 3/4 cent. and Bonus 5 3/4 cent. 3/4 annum.

† 6 3/4 cent. and Bonus 8 3/4 cent. 3/4 annum.

‡ Including Government Securities, £64,700.

§ 10 3/4 cent. and Bonus 2 1/2 3/4 cent. 3/4 annum.

The Treasury, New South Wales,  
10th November, 1865.

JAMES THOMSON,  
Accountant.

SAUL SAMUEL,  
Treasurer.

NOTE.—This Statement is in substitution of that published in the Government Gazette, No. 237, of the 10th ultimo.



1865-6.

LEGISLATIVE ASSEMBLY.  
NEW SOUTH WALES.

BANK LIABILITIES AND ASSETS.

Ordered by the Legislative Assembly to be Printed, 20 February, 1866.

GENERAL ABSTRACT of the Sworn Returns, rendered pursuant to the Act of Council, 4th Victoria, No. 13, of the Average ASSETS and LIABILITIES, and of the CAPITAL and PROFITS of the undermentioned BANKS of the Colony of New South Wales, for the Quarter ended 31st December, 1865.

BANKS.	LIABILITIES.					ASSETS.							CAPITAL AND PROFITS.			
	Notes in Circulation.	Bills in Circulation.	Balances due to other Banks.	Deposits.	Total Liabilities.	Coin.	Bullion.	Landed Property.	Notes & Bills of other Banks.	Balances due from other Banks.	Notes and Bills Discounted, and all other Debts due to the Banks.	Total Assets.	Capital paid up.	Rate per Annum of last Dividend.	Amount of Dividend.	Amount of Reserved Profits at the time of declaring such Dividend.
	£ s. d.	£ s. d.	£ s. d.	£ s. d.	£ s. d.	£ s. d.	£ s. d.	£ s. d.	£ s. d.	£ s. d.	£ s. d.	£ s. d.	£ s. d.	per cent.	£ s. d.	£ s. d.
New South Wales .....	217,954 13 10	5,494 14 7	43,192 4 1	1,577,267 4 4	1,843,908 16 10	349,248 18 8	48,258 4 3	53,385 2 5	5,817 0 9	1,518,639 11 6	1,267,674 7 9	3,243,023 5 4	1,000,000 0 0	20 per cent.	99,691 0 0	333,333 6 8
Commercial .....	181,151 0 11	16,084 18 8	18,454 8 6	1,400,654 16 8	1,616,345 4 9	319,450 13 10	8,466 0 8	32,305 14 8	16,517 12 4	168,982 17 6	1,618,388 2 7	2,164,101 1 7	400,000 0 0	17 per cent.	34,000 0 0	108,079 7 0
Australasia.....	36,083 1 6	9,356 8 10	.....	461,646 10 9	507,086 1 1	114,243 9 5	.....	31,000 0 0	2,073 5 4	.....	599,424 7 0	746,741 1 9	1,200,000 0 0	14 per cent.	68,250 0 0	354,065 2 5
Union of Australia .....	28,369 4 3	10,137 2 9	.....	325,087 19 9	363,594 6 9	160,961 19 8	1,654 19 3	14,000 0 0	2,785 10 5	.....	369,288 7 4	548,690 16 8	1,250,000 0 0	18 per cent.	112,500 0 0	363,882 5 3
Australian Joint Stock..	129,382 6 5	5,768 18 8	34,153 12 5	757,164 4 10	926,469 2 4	74,809 5 10	18,197 8 11	53,095 18 2	10,225 10 10	297,038 17 9	1,120,970 13 8	1,574,337 15 2	574,810 0 0	21½ per cent.	31,250 0 0	92,624 8 8
London Chartered of Australia .....	6,986 1 6	6,735 0 7	67 12 7	65,978 16 3	79,767 10 11	26,645 6 11	.....	17,815 12 0	213 9 3	1,370 2 11	224,625 12 11	270,670 4 0	1,000,000 0 0	8 per cent.	40,000 0 0	138,436 14 9
English, Scottish, and Australian Chartered	23,413 5 9	10,059 18 3	.....	330,803 16 3	364,277 0 3	99,054 0 0	.....	27,590 14 5	289 1 5	5,795 8 9	581,506 2 5	714,235 7 0	600,000 0 0	7 per cent.	21,000 0 0	50,000 0 0
Oriental Chartered.....	74,972 0 0	4,237 14 4	215,855 19 4	639,303 8 6	934,369 2 2	145,532 3 6	48,987 4 1	26,974 17 3	3,610 0 0	100,061 12 7	809,589 15 0	1,134,755 12 5	1,500,000 0 0	10 per cent.	75,000 0 0	444,000 0 0
City .....	30,763 17 2	.....	26,542 2 0	269,191 8 11	326,497 8 1	38,557 16 6	.....	2,964 5 8	191 12 11	.....	508,893 11 1	550,607 6 2	200,000 0 0	8 per cent.	8,000 0 0	10,395 0 5
TOTALS.....	729,075 11 4	67,874 16 8	338,265 18 11	5,827,098 6 3	6,962,314 13 2	1,328,503 14 4	125,553 17 2	259,132 4 7	41,723 3 3	2,091,888 11 0	7,100,360 19 9	10,947,162 10 1	7,724,810 0 0	.....	489,691 0 0	1,894,816 5 2

\* 16 per cent. and Bonus 5 per cent.

† 6 per cent. and Bonus 8 per cent.

‡ Including Government Securities, £64,700.

§ 10 per cent. and Bonus 2½ per cent. per annum.

The Treasury, New South Wales,  
Sydney, 7th February, 1866.

JAMES THOMSON,  
Accountant.

GEOFFREY EAGAR,  
Treasurer.



1865-6.

## NEW SOUTH WALES.

## SYDNEY MINT ACT OF 1865.

(DESPATCH RESPECTING.)

Presented to both Houses of Parliament, by Command.

SECRETARY OF STATE FOR THE COLONIES to GOVERNOR SIR JOHN YOUNG, BART.

(No. 7.)

Downing-street,

16 January, 1866.

SIR,

I have the honor to acknowledge the receipt of your Despatch of the 12th May last, and to inform you, that Her Majesty will not be advised to exercise Her power of disallowance in respect of the Act of your Government, No. 3, of 1865, "to make permanent provision for the Sydney Mint."

I transmit to you, for your information, a copy of a letter from the Treasury, to whom the Act was referred, from which you will learn that an Order in Council is in course of preparation, for declaring Gold Coins made at the Branch Mint at Sydney, a legal tender within the United Kingdom of Great Britain and Ireland. 11 January, 1866.

I have, &amp;c.,

EDWARD CARDWELL.

[Enclosures.]

*Mr. Childers to Sir F. Rogers.*

Treasury Chambers,

11 January, 1866.

Sir,

The Lords Commissioners of Her Majesty's Treasury have had before them your letter of the 10th of August last, enclosing an Act that has been passed by the Government of New South Wales to make permanent provision for the Sydney Mint; and they desire me to request that you will state to Mr. Secretary Cardwell, that that Act appears to meet the requirements of the Act 26 and 27 Victoria, cap. 74, and may, in their Lordships' opinion, receive the necessary confirmation by Her Majesty.

I am at the same time to transmit, for the information of Mr. Cardwell, copy of a letter addressed by this Board to the Master of the Mint, on the 21st of November last, and of his reply thereto, dated the 9th ultimo. Copies—2

My Lords have forwarded to the Clerk of the Council, a draft Order in Council, and draft Proclamation, for declaring Gold Coins made at the Branch Mint at Sydney, a legal tender within the United Kingdom of Great Britain and Ireland, and for imposing a charge sufficient to defray the expenses of coinage, over and above the expenses of assay and refining; and their Lordships have requested that the same may be submitted to Her Majesty at the next Council.

I am, &amp;c.,

HUGH CHILDERS.

*Mr. Childers to the Master of the Mint.*

Treasury Chambers,  
21 November, 1865.

Sir,

With reference to your letter of 4th March, 1864, and the previous correspondence relating to the currency of the gold coins struck at the Sydney Mint, I am desired by the Lords Commissioners of Her Majesty's Treasury to transmit herewith two letters from the Colonial Office, with their enclosures, and a copy of the Act that has been passed, by the Government of New South Wales, to make permanent provision for the Sydney Mint.

I am to state that, as the Government of New South Wales has now complied with the sixth recommendation of the Committee of the House of Commons of 1862, by passing this Act, it will be necessary to decide finally what arrangements should be made as regards the other recommendations of the Committee.

The second recommendation of the Committee was to the effect that the coin struck at the Sydney Mint should have, as nearly as possible, the same alloy, and the same quality of execution and durability, as that struck at the Royal Mint.

Upon the question of alloy, it was observed in their Lordships' Minute of 22nd June, 1863, that, for the reasons therein stated in regard to the cost of the separation of the silver from the gold, a strict and immediate compliance with the recommendation might in effect put a stop to coinage in Australia.

It may, therefore, be inexpedient to insist upon the condition as regards the similarity of the alloy; but as the question of durability is so intimately connected with the nature of the alloy, it seems almost impossible to waive the condition on the one point, without, at the same time, relaxing the restriction on the other.

Under these circumstances, my Lords would be glad to be furnished with your opinion as to how far it may be possible to retain the condition of durability, which may be of much importance in the event of any considerable circulation of the coins in the United Kingdom.

As regards the third recommendation—that the coin should have a Mint mark sufficient to indicate the Mint whence it issues—my Lords observe, that the coins hitherto and at present issued, bear the distinctive mark, "Australia, Sydney Mint," and that the Colonial Government has not proposed any alteration of the mark.

As regards the Mint charge for coining, the rate proposed in their Lordships' Minute of 22nd June, 1863, was 3d. per ounce Troy, of standard gold, with a power to Her Majesty in Council to augment that charge if found insufficient, or to reduce it if it should be found to be unnecessarily high.

As no further representation on the subject of this charge has been made to this Board since their proposal was communicated to the Colonial Government, their Lordships consider that provision may be made for imposing that rate, in the Proclamation to be issued by virtue of the 2nd clause of the Act 26 and 27 Vic., cap. 74.

I am to request that you will prepare and send, together with your report on the subject of the durability of the Australian sovereign, a draft of a Proclamation embodying such requirements as you may consider necessary for carrying into effect the intentions of the Act.

I am, &c.,  
HUGH C. E. CHILDERS.

*Mr. Graham to Mr. Hamilton.*

Royal Mint,  
9 December, 1865.

Sir,

With reference to your letter of the 21st ultimo, relating to the currency of the gold coins struck at the Sydney Branch of the Royal Mint, I have to report that the durability of gold sovereigns containing silver as alloy, does not appear to be impaired in consequence of the nature of the alloy, to such a degree as to call for the exclusion of such coins from circulation in the United Kingdom.

The softness of the coin occasioned by the silver alloy appears to conduce to the more early obliteration of the designs, by wear, but not to cause any greatly increased loss by abrasion.

Further,—the defacing referred to can never advance so far in gold coins circulating in this country as to become in itself a serious defect, owing to the early period at which gold coins come to be withdrawn from circulation as "light gold," on account of a very small loss of weight.

Copper used as alloy with gold gives the harder and more sonorous coin.

The qualities of hardness and elasticity in the gold coins struck at the Royal Mint are further increased, owing to the presses employed there to stamp the coin being constructed to act more by impact than by pressure; while, on the other hand, the Sydney coining presses, which are of a more modern, and in some respects superior construction, act chiefly by pressure—hence sovereigns from the Sydney presses do not ring well, and might often be rejected in consequence. The rejection would be most apt to occur if the coins were also from the Imperial dies and similar to British coin; but so long as a peculiar design is retained for Sydney, coins of that Mint will at once be recognized as such,

such, and their want of ring will soon come to be allowed for by the public. The retention, on the reverse, of "Australia," in the place of the shield, is advisable on this account, and must greatly obviate the inconvenience referred to, in the event of any considerable circulation of these coins in the United Kingdom.

The Australian sovereign, in its present form, is already so extensively known and established in reputation, that its circulation without the United Kingdom would not, it is believed, be increased by changing its designs to those of the Imperial sovereign. In France both coins are received with the same confidence by the money changers, the preference (if any) being given to the Sydney sovereign, it is said on account of its silver alloy.

The admission of Sydney coin, bearing the present designs, into the circulation of the United Kingdom, appears also a greater boon to the Colony than the admission would be of a new piece bearing the Imperial or other new designs, as the privilege will extend to all coin hitherto issued in Sydney, as well as to the coin to be issued after the date of the Royal Proclamation describing the Sydney gold coins and extending their circulation.

A draft Proclamation for giving currency to the Australian gold coins in the United Kingdom is submitted herewith.

THO. GRAHAM.

(Treasury correspondence returned herewith.)

[Price, 3d.]

Sydney: Thomas Richards, Government Printer,—1866.





1865.

LEGISLATIVE ASSEMBLY.  
NEW SOUTH WALES.

GOLD FIELDS.  
(STATISTICS RESPECTING.)

*Ordered by the Legislative Assembly to be Printed, 27 October, 1865.*

AMENDED AND FURTHER RETURN to an *Order* made by the Honorable the Legislative Assembly of New South Wales, dated 28 April, 1865, That there be laid upon the Table of this House,—

- “ A Return setting forth,—
- “ (1.) The localities in which the various Gold Commissioners have jurisdiction.
- “ (2.) The number of Gold Commissioners in each locality, their respective grades and salaries.
- “ (3.) How many, and which of the Gold Commissioners perform the duties of Police Magistrates and Clerks of Petty Sessions respectively.
- “ (4.) The number of Gold Commissioners' Clerks, where they are located, and their respective salaries.
- “ (5.) The number of Miners' Rights, Business Licenses, and Leases of Auriferous Lands issued by each Commissioner, respectively, during the current year.”

*(Mr. Donnelly.)*

## GOLD FIELDS.

### No. 1.

THE Localities over which the various Gold Commissioners have jurisdiction.

#### WESTERN DISTRICT.

The Gold Fields (specified in original Proclamation of 2nd February, 1853) on Crown Lands at and in the vicinity of the Macquarie River, with all its tributaries from its source to Wellington, including the Cudgegong River, the Meroo Creek, Louisa Creek, the Pyramul Creek, the Turon River, Winburndale Rivulet, Campbell's River, Lewis Ponds Creek, Frederick's Valley Creek, the Muckerwa Creek, and the Bell River, together with Mitchell's Creek.

The Gold Fields (specified in same Proclamation) on Crown Lands at and in the vicinity of the Abercrombie River (from its source to the Lachlan), including Tuena Creek.

The proclaimed Gold Fields of King's Plains and Belubula Rivulet, Lachlan, Tuglow Creek, and Billabong.

#### SOUTHERN DISTRICT.

The Gold Fields (specified in original Proclamations of 2nd February and 25th March, 1853) at Mongarlowe River, and its tributaries, to its confluence with the Shoalhaven; at the Araluen Creek, and its tributaries, including Bell's Creek and Major's Creek; and at and in the vicinity of Jembaicumbene Swamp, and its tributaries, including Bell's Creek and Major's Creek.

The proclaimed Gold Fields of Adelong, Tumbarumba, Meragle Creek, Muttama, Burrangong, Corowa, Gundagai, Adjinbilly, Shoalhaven, Black Range, and Easterly Extension to Black Range.

#### NORTHERN DISTRICT.

The Gold Fields (specified in original Proclamation of 2nd February, 1853) at and in the vicinity of the Peel River, with its tributaries, from its source to its confluence with Ogunbil Creek, including Oakenville Creek, Hanging Rock Creek, and Oakey Creek; together with the sources of the Barnard, as far down as Mount Woolloomblad; and at Bingara Creek and Cowrongouran Creek, from their sources to their confluences with the Gwydir River, together with the intervening portion of that river.

The proclaimed Gold Fields of Rocky River, Tooloom, Timbarra, Ironbark, and Upper Hunter.

NOTE.—Since the last Return was laid on the Table of the Legislative Assembly, several of the Gold Fields have been reproclaimed with reduced boundaries, as shewn in Proclamation appended hereto.

### PROCLAMATION.

By His Excellency the Right Honorable SIR JOHN YOUNG, Baronet, Knight Commander of the Most Honorable Order of the Bath, Knight Grand Cross of the Most Distinguished Order of St. Michael and St. George, Captain General and Governor-in-Chief of the Colony of New South Wales, and Vice-Admiral of the same.

WHEREAS the several portions of Crown Lands described in the Proclamations hereinafter enumerated, have been proclaimed to be Gold Fields under the provisions of the law for the time being in force for the management of the Gold Fields of the Colony: And whereas it is deemed expedient to repeal the said Proclamations, and to make other provisions in lieu thereof: Now, therefore, I, SIR JOHN YOUNG, with the advice of the Executive Council, do hereby proclaim that the said several Proclamations are hereby repealed, that is to say:—

#### NORTHERN GOLD FIELDS—

Peel River, dated 2nd February, 1853.  
Bingera and Cowrongouran Creek, dated 2nd February, 1853.  
Rocky River, dated 17th June, 1856.  
Tooloom Creek, dated 14th October, 1859.  
The Ironbark, dated 24th December, 1861.  
Upper Hunter, dated 24th December, 1861.

#### WESTERN GOLD FIELDS—

Macquarie River, dated 2nd February, 1853.  
Abercrombie, dated 2nd February, 1853.  
Lachlan, dated 24th December, 1861.  
King's Plains and Belubula Rivulet, 18th September, 1860.

SOUTHERN

## SOUTHERN GOLD FIELDS—

- The Araluen, dated 2nd August, 1859.  
 Mongarlowe River, dated 2nd February, 1853.  
 Shoalhaven, dated 24th December, 1861.  
 Gilmore Creek, dated 3rd November, 1858.  
 The Muttama, dated 25th March, 1859.  
 The Burrangong, dated 27th November, 1860.

And, in pursuance of the provisions of the Gold Fields Act of 1861, with the advice aforesaid, I do hereby further proclaim that the following shall be deemed Gold Fields within the meaning and for the purposes of the said Act, that is to say:—

## WESTERN GOLD FIELDS.

## 1. Kirkconnell Gold Field.

County of Roxburgh, parishes of Castleton, Eusdale, Eskdale, Melrose, and Yetholme.

The Gold Field on Crown Lands within the following boundaries: Commencing at the south-eastern corner of T. O'Brien's 700 acres; and bounded thence on the west by the eastern boundary of that land, bearing north, to the south-western corner of J. Campbell's 640 acres, thence by the south boundaries of that land and E. Murphy's 100 acres, easterly, and the east and north boundaries of that 100 acres, northerly and westerly, the east and north boundaries of J. Campbell's 640 acres aforesaid, northerly and westerly, the east and north boundaries of A. Campbell's 105 acres and 2 roods, northerly and westerly, and J. T. Hughes' 880 acres, northerly and westerly, the east boundary of portion 58, parish of Melrose, northerly, the south, the east, and north boundaries of E. Aspinall's 2,000 acres, easterly, northerly, and westerly, part of the east boundary of R. Aspinall's 2,000 acres, northerly, the south and east boundaries of D. M. Irving's 1,130 acres, easterly and northerly, to its north-east corner, and thence by a line bearing north  $5\frac{3}{4}$  miles; on the north by a line bearing east, to the range dividing the waters of Winburndale Rivulet and the Turon River; on the north-east by that range, south-easterly, to a point due north from the crossing of the Sydney and Bathurst Road over Diamond Swamp Creek; on the east by a line bearing south to that crossing, and by that creek downwards, to the north boundary of D. Ramsay's 2,000 acres; and on the south by the north boundary of that land, bearing west to its north-west corner; thence by the west boundary of that land, southerly, about 25 chains to a point due east from the south-eastern corner of J. P. M'Kenzie's 1,240 acres; thence by a line west to that corner, and by the east and north boundaries of that land, northerly and westerly, and the north and west boundaries of J. P. M'Kenzie's 640 acres (adjoining the western boundary of the aforesaid 1,240 acres), westerly and southerly, to the south-west corner of that 640 acres; and thence by a line, westerly, to the north-east corner of W. H. M'Kenzie's 600 acres; and by the north boundary of that land, westerly, to the point of commencement.

## 2. Bathurst Gold Field.

County of Bathurst, at Bathurst.

The Gold Field on Crown Lands within the following boundaries: Commencing at the south-eastern corner of Col. Stewart's 2,442 acres, and bounded thence on the west by the east boundaries of that land and Col. Stewart's 9,406 acres, bearing northerly, to T. J. Hawkins' 320 acres; on the north by the south boundaries of that 320 acres, A. Watts' 320, and J. Walker's 320 acres, easterly; again on the west by the east boundary of the last-mentioned land, bearing north 93 chains; thence again on the north by a south boundary of that land, bearing east to the Macquarie River, and by that river, upwards, to the north-western corner of W. Perry's 1 acre and 30 perches, section 53, town of Bathurst; thence on the east by a line forming partly the western boundaries of that section, and sections 54, 55, 62, 61, 63, 64, and 67, bearing south 65 chains; thence by a line bearing west to the north-western corner of allotment 1, section 68; thence by a line forming the north-western boundaries of sections 68 and 69, south-westerly, to Lambert-street; thence by that street, south-easterly, to Peel-street, by that street, south-westerly, to Lort-street, by that street, south-easterly, to Havannah-street; and thence by that street, south-westerly, to R. E. Mutton's portion 49; thence by a line forming the west boundaries of that portion, W. Mutton's portions 48 and 47, T. M'Curran's portion 46, and other lands, bearing south to Queen Charlotte's Vale Creek, at the north-eastern corner of R. Wordell's 2,560 acres; and on the south by the north boundary of that land, bearing west to the point of commencement.

## 3. Macquarie River Gold Field.

Counties of Bathurst, Bligh, Roxburgh, and Wellington.

The Gold Field on Crown Lands within 1 mile of the Macquarie River, from the confluence of Winburndale Rivulet, downwards, to the confluence of the Bell River.

## 4. Winburndale Rivulet Gold Field.

County of Roxburgh.

The Gold Field on Crown Lands within 1 mile of Winburndale Rivulet, from the western boundary of J. W. Sturgeon's 2,000 acres, and north boundary of G. Suttor's 200 acres, downwards, to the Macquarie River.

5. **Cheshire's Creek Gold Field.**  
County of Roxburgh.

The Gold Field on Crown Lands within 1 mile of Cheshire's Creek, from 3 miles, easterly, of G. T. Suttor's 864 acres at Wyagden, downwards, to the Winburndale Rivulet Gold Field.

6. **Turon River Gold Field, including Pyramul Creek, Wattle Flat, Palmer's or Oakey Creek, Boiga Creek, Pyramul Table Land, and Tambaroora Gold Fields.**  
Counties of Roxburgh and Wellington.

The Gold Fields on Crown Lands within the following boundaries: Bounded on the south from a point on the eastern boundary of the Macquarie River Gold Field, distant 3 miles, northerly, in a direct line from the confluence of the Winburndale Rivulet with the Macquarie River; by a line, easterly, to the north-eastern corner of J. Dillon's 30 acres, near Millah Murrah; thence by a line, easterly, to a Stringy-bark Tree, marked 64 broad-arrow F, on the range dividing the waters of the Turon River from the Winburndale Rivulet, distant 2 miles, westerly, from the crossing of the Wyagdon Road from Bathurst to Sofala over that range; thence by that range, easterly, to the source of the north-eastern tributary of Jessie's Creek; thence by a line, south-easterly, crossing Coolamigal Creek,  $1\frac{1}{4}$  miles above D. M. Irving's 795 acres, on that creek; and thence by a curved line generally parallel with the Turon River, and 6 miles distant from that river, to a point  $\frac{1}{4}$  of a mile south from the south boundary of portion 19 of 54 acres, parish of Cullen Bullen; on the east by a line bearing north, crossing the Turon River, at the crossing over that river of the Main Mudgee Road, to the northern watershed of the Turon River; thence by that watershed, north-westerly, to a point bearing north-east from the south-eastern corner of T. Dargan's eastern 640 acres; thence on the north by a line generally parallel with the Turon River, and distant 6 miles from that river, westerly, passing over Cherry Tree Hill, and about 1 mile, northerly, of J. Oliver's 30 acres, near Cherry Tree Hill, crossing Four Mile Creek and Cunningham or Crudine Creek, the latter creek at a bend about  $5\frac{1}{2}$  miles in a direct line above the confluence of Four Mile Creek, and continuing, westerly, to the range forming the western watershed of Cunningham's Creek; thence by that watershed, southerly, about 1 mile to the northern watershed of Green Valley Creek; thence by that watershed, westerly, to its intersection with a line forming the northerly prolongation of the eastern boundary of E. Dougherty's 30 acres on Green Valley Creek, near Sparrow Hill; thence on the east by a line bearing north about 2 miles; thence by a line easterly, generally parallel with Pyramul Creek, and distant 1 mile, southerly, from that creek, crossing Tunnabidgee Creek, 1 mile above its confluence with Pyramul Creek, to the south-eastern corner of G. Suttor's 640 acres, at Toolamanang; thence by the south boundary of that land, westerly, and the western boundary of that land and its northerly prolongation to the range dividing the waters of Meroo and Pyramul Creeks; thence by that range, westerly, about 4 miles; thence by a line generally parallel with Boiga Creek, and distant 1 mile, westerly, from that creek, southerly, to a point 1 mile northerly from Pyramul Creek; thence by a line generally parallel with Pyramul Creek, and distant 1 mile, northerly, from that creek, westerly, to the boundary of the Macquarie River Gold Field; thence on the west by that boundary, southerly,  $2\frac{1}{4}$  miles; thence by a line, easterly, generally parallel with Pyramul Creek, and distant 1 mile, southerly, from that creek, to a point bearing about east  $25^\circ$  south, and distant  $3\frac{3}{4}$  miles from the confluence of Pyramul Creek with the Macquarie River; thence by a line bearing south  $4\frac{1}{2}$  miles; and thence by a line south-westerly, to the boundary of the Macquarie River Gold Field, at a point due north from the confluence of Lewis' Ponds Creek with the Macquarie River; and thence by that boundary, south-easterly, to the point of commencement.

7. **Cudegong River Gold Field, including the Cudegong River, Meroo Creek, Louisa Creek, Long and Campbell's Creek, The Burrandong, The Bocoble, Gourangour Creek, and Four Mile Creek Gold Fields.**  
Counties of Bligh, Roxburgh, and Wellington.

The Gold Fields on Crown Lands within the following boundaries: Commencing on the Cudegong River, at the west extremity of the north boundary line of G. and E. Cox's and J. Norton's 2,560 acres; and bounded thence on the south and on the west, by the north and the east boundaries of that land, the north and the east boundaries of A. Cox's 1,218 acres, and G. Suttor's 1,210 acres, easterly, and southerly, the east boundary of G. Suttor's 1,118 acres, southerly, and the north boundary of G. Suttor's 640 acres, easterly, to the north-eastern corner of that land; on the east by a line bearing north to the range dividing the waters of the Cudegong and Macquarie Rivers; thence by that range, north-westerly, 2 miles; thence again on the south by a line generally parallel with the Cudegong River and Meroo Creek, and 2 miles, southerly, from that river and creek, easterly, and southerly, to the spur range dividing the waters of Merriangledre or Scabbing-yard Creek from Maroombili or Stock-yard Creek, at a point about  $\frac{1}{2}$  of a mile, southerly, from the confluence of the latter creek with Louisa Creek; and by that watershed, southerly, about 2 miles to a point due west from the north-western corner of W. Pilley's 34 acres on Louisa Creek; thence by a line bearing east to that corner, and by the north boundary of that 34 acres and its easterly prolongation, to the range dividing the waters of Woolachlan and Long Creeks; thence by that range, southerly, and the range dividing the waters of Meroo and Pyramul Creeks, easterly, to Mount Corcalgong; thence on the east by a line bearing north, to the range forming the northern watershed of Campbell's Creek; by that range, north-westerly,

westerly, to its intersection with the easterly prolongation of the south boundary of G. Suttor's 853 acres, Warratra; thence by a line, easterly, generally parallel with Meroo Creek, and distant 2 miles, southerly, from that creek, to a point bearing west 32 degrees south, and distant 32 chains from the south-west corner of J. Rayner's 30 acres 2 roods and 6 perches, near Mount Bocoble; thence by lines bearing south  $2\frac{3}{4}$  miles, and east 4 miles; on the east by a line bearing north 5 miles, to a point  $\frac{1}{2}$  a mile west from the south-eastern corner of W. Bowman's 250 acres, at Tannabutta; thence by the south boundary of that land, westerly, to Four Mile Creek, and by that creek downwards, to the Cudgegong River; by that river, downwards (including it) to the east boundary of W. Bowman's 37 acres; thence on the north-west, and on the north, by the east and the south boundaries of that land, southerly, and westerly, to its south-west corner; thence by a line, south-westerly, generally parallel with Four Mile Creek, and distant 1 mile from that creek, about  $2\frac{1}{2}$  miles; thence by a line generally parallel with the Meroo Creek, and distant 2 miles, northerly, from that creek, westerly, and north-westerly, to a point  $1\frac{3}{4}$  miles east from the south-east corner of the village reserve, on the Cudgegong River, at Dinney's Creek; thence again on the east and on the north by a line northerly, generally parallel with the Cudgegong River, and distant 2 miles from that river, to the watershed of Warradugga Creek, and by that watershed, to the Congudang Range, and by that range, westerly, to the Cudgegong River; by that river (including it) downwards to the eastern boundary of T. C. Briellat's 1,095 acres; thence by that boundary bearing south, to the south-east corner of that land; thence by the south boundary of that land, bearing west  $1\frac{3}{4}$  miles; thence on the west by a line southerly generally parallel with the Cudgegong River, and distant 2 miles, westerly, from that river, to the Macquarie River Gold Field; and thence by the boundary of that gold field, south-easterly, to the point of commencement.

#### 8. Grattai Creek Gold Field.

County of Wellington.

The Gold Field on Crown Lands within the following boundaries: Commencing on the range forming the western watershed of Grattai Creek, at a point due west from the north-west corner of W. Reeves' 921 acres; and bounded thence on the south by a line bearing east to that corner, and by the north boundary of that land and its continuation easterly to the eastern watershed of that creek, and on all other sides by the watershed of that creek, northerly, westerly, and southerly, to the point of commencement.

#### 9. Muckerwa Gold Field, including Muckerwa, Ironbark, and the Stony Creek Gold Fields.

County of Wellington.

The Gold Fields on Crown Lands within the following boundaries: Commencing on the boundary of the Macquarie River Gold Field, at a point  $1\frac{1}{4}$  miles due south from the confluence of Muckerwa Creek with the Macquarie River; and bounded thence on the east by a line bearing south to the eastern watershed of Muckerwa Creek; thence by that watershed, southerly, to Mount Aquilla; thence by the range dividing the waters of the Macquarie and Bell Rivers, southerly, to Mount Vengoan; on the south by a line bearing west to the western watershed of Oakey Creek; on the west by that watershed, northerly, to C. F. Warne's 930 acres, by the south and the east boundaries of that land to Oakey Creek, and by that creek, downwards, to Boduldura Creek; thence by that creek, upwards, to the east boundary of J. Atkinson's 914 acres, by the east and north boundaries of that land, northerly and westerly, to its north-west corner, thence by a line, northerly, to Mount Omigal, in the range dividing the waters of the Macquarie and Bell Rivers; on the north by that range, easterly and southerly, to a point due east from the south-east corner of Aspinall, Brown, and Co.'s 640 acres, near Mount Omigal; thence by a line generally parallel with Muckerwa Creek, and distant 2 miles, westerly, from that creek, north-easterly, to the boundary of the Macquarie River Gold Field; and thence by that boundary, south-easterly, to the point of commencement.

#### 10. Ophir Gold Field.

Counties of Bathurst and Wellington.

The Gold Fields on Crown Lands within the following boundaries: Commencing on Frederick's Valley Creek, at the north-west corner of W. Lane's 1,104 acres; and bounded thence on part of the south by the north boundary of W. Lane's 1,104 acres aforesaid, and its easterly prolongation, to the north-west corner of H. Perrier's 935 acres on Lewis' Ponds Creek, and by the north boundary of that land, easterly, to that creek; thence by that creek, upwards, to the south-eastern corner of H. Perrier's 935 acres aforesaid; thence by a line bearing east, crossing the Brother's Mountain, 2 miles; thence on the east by a line, northerly, generally parallel with Lewis' Ponds Creek, and distant 2 miles, easterly, from that creek, 4 miles; thence by a line, northerly, generally parallel with Lewis' Ponds Creek, and distant 4 miles, easterly, from that creek, partly passing along the west boundary of portion 16, parish of Lennox, to the boundary of the Macquarie River Gold Field; on the north by the boundary of that gold field, north-westerly, to a point on that boundary, distant 4 miles in a direct line, north-westerly, from the confluence of Lewis' Ponds Creek with the Macquarie River; thence on the west by a line generally parallel with Lewis' Ponds Creek and Frederick's Valley, distant 4 miles from those creeks, passing partly along the eastern boundary of the village reserve, at the south-western corner of C. Forbes' 640 acres, at Coolamin, to a point  $1\frac{1}{2}$  miles, north-west, from the north-west corner of J. T. Lane's 640 acres, thence, south-westerly, to the north-west corner of the village reserve on Mulyan Creek, and crossing a tributary of the Nandillion Ponds, half-a-mile above T. Kite's 640 acres, at the confluence of that tributary with those ponds, and thence southerly,

southerly, to a point 3 miles west from the north-west corner of G. Blackett's 760 acres, on Frederick's Valley Creek; and on the remainder of the south by a line bearing east to that corner; thence by the north boundary line of that land to Frederick's Valley Creek, and by that creek, upwards, to W. Lane's 1,104 acres aforesaid.

11. King's Plains Gold Field.

County of Bathurst, parishes of Torrens and Cole.

The Gold Field on Crown Lands within the following boundaries: Commencing at the north-east corner of James Stirling's 2,560 acres; and bounded thence on the west by the east boundaries of that land and J. Simmons' 640 acres, bearing south 160 chains; thence by the south boundary of the last-mentioned land, bearing west 80 chains; thence by the east boundary, T. Hassall's 1,920 acres, bearing south 80 chains; and thence on the south by the north boundary of W. Lawson's 640 acres, and its easterly prolongation, to the range dividing the waters of Princess Charlotte's Vale Ponds from those of the Belubula Rivulet; on the east by that range, northerly, to a point due east from the point of commencement; and on the north by a line bearing west to that point.

12. Caloola Gold Field Creek, including Caloola Creek, Queen Charlotte's Vale Ponds, and Back Creek Gold Fields.

County of Bathurst.

The Gold Fields on Crown Lands within 2 miles of Caloola Creek; from its source, downwards, to Queen Charlotte's Vale Ponds, and within 2 miles of Queen Charlotte's Vale Ponds, downwards, to J. Harrington's 1,000 acres; and within 1 mile of Back Creek, downwards, to the boundary of the Caloola Gold Field.

13. Campbell's River Gold Field, including Campbell's River, Stony Creek, Native Dog Creek, and Brisbane Valley Creek Gold Field.

Counties of Bathurst, Georgiana, and Westmoreland.

The Gold Fields on Crown Lands within the following boundaries: Bounded on the west from a point distant 1 mile due south from the south-west corner of C. C. Warby's 1,306 acres on Campbell's River, by a line, northerly, generally parallel with that river, and distant 2 miles, westerly, from Campbell's River to the Macquarie River; on the north by that river and the Fish River, upwards, 5 miles; on the east by a line generally parallel with Campbell's River, and distant 2 miles, easterly, from that river southerly intersecting the south-eastern corner of W. Lawson's 1,040 acres, parish of Langdale, crossing Wiseman's Creek at a point  $1\frac{1}{2}$  miles above its confluence with Stony or Davy's Creek, and King's Creek, 10 chains, above H. Donnelly's 30 acres, portion 24, parish of Baring, and Mount Stromlo, to a point  $\frac{1}{4}$  of a mile south of that mountain; thence by a line generally parallel with Brisbane Valley Creek, and distant  $\frac{1}{2}$  a mile, northerly, from that creek to the confluence of Ben Bingle and Brisbane Valley Creeks, thence by a line generally parallel with Native Dog Creek, and distant 2 miles, easterly, from that creek to the range forming the southern watershed of that creek, and by that watershed to Bushrangers Hill; thence on the south by the range dividing Native Dog Creek and Campbell's River, westerly, to a point due north from the north-east corner of J. Gibbons' 22 acres, parish of Swatchfield; and thence by a line, south-westerly, to the north-west corner of C. C. Warby's 1,306 acres aforesaid; and by the west boundary of that land, and its southerly prolongation, to the point of commencement.

14. Abercrombie Gold Field.

Counties of Bathurst and Georgiana.

The Gold Field on Crown Lands within 4 miles of the Abercrombie River, from the crossing of the Bathurst and Goulburn Road, about 10 miles above the confluence of the Bolong and Abercrombie Rivers, downwards, to the confluence of the Abercrombie and Narrawa or Lachlan Rivers.

15. Bolong River Gold Field.

County of Georgiana.

The Gold Field on Crown Lands within 1 mile of the Bolong River; from its source, downwards, to the Abercrombie River Gold Field.

16. Tuena Creek Gold Field.

County of Georgiana.

The Gold Field on Crown Lands within 2 miles of Tuena Creek, from a point 10 miles in a direct line above the town of Tuena, downwards, to the Abercrombie Gold Field.

17. Cook's Vale Creek Gold Field.

County of Georgiana.

The Gold Field on Crown Lands within 1 mile of Cook's Vale Creek, from its source, downwards, to the Abercrombie Gold Field.

18. Isabella River Gold Field.

County of Georgiana.

The Gold Field on Crown Lands within 1 mile of the Isabella River, from its source, downwards, to the Abercrombie Gold Field.

19. The Mulgunnia Gold Field, including Grove Creek, Trunkey or Mulgunnia Creek, and Copperhannia Creek Gold Fields.

County of Georgiana.

The

The Gold Fields on Crown Lands within the following boundaries: Bounded on the west from the northern boundary of the Abercrombie Gold Field by a line generally parallel with Coppehannia Creek, and distant 1 mile, westerly, from that creek, northerly to the range dividing the waters of Copperhannia Creek, Trunky or Mulgunnia Creeks and Grove Creek from those of Rocky Bridge Creek, and by that range, northerly, to a point due west from the north-west corner of the village reserve of Long Swamp, thence on the north by a line, north-easterly, to the south-west corner of J. Smith's 141 acres on the left bank of Buck's Creek; thence by a line, easterly, generally parallel with Grove Creek, and distant 1 mile, northerly, from that creek to the eastern watershed of that creek; on the east by that watershed, southerly, 2 miles; on the south, and again on the east, by a line generally parallel with Grove Creek, and distant 1 mile from that creek, westerly and southerly, to the northern boundary of the Abercrombie Gold Field; and on the south by the north boundary of that gold field, westerly, to the point of commencement.

20. Rocky Bridge Creek Gold Field.

Counties of Bathurst and Georgiana.

The Gold Field on Crown Lands within 1 mile of the Rocky Bridge Creek, from its source, downwards, to the Abercrombie Gold Field.

21. Gilmandyke Creek Gold Field.

County of Georgiana.

The Gold Field on Crown Lands within 1 mile of Gilmandyke Creek, from its source, downwards, to the Campbell's River Gold Field.

22. Pipeclay Creek Gold Field.

County of Phillip.

The Gold Field on Crown Lands within 1 mile of Pipeclay Creek, from a point 1 mile, easterly, from the crossing of the Mudgee and Maitland Road, upwards, to the crossing of the Cooyal and Lawson Creek Road.

23. Lachlan Gold Field.

Counties of Forbes and Ashburnham, Pastoral Districts of Lachlan and Wellington.

The Gold Field on Crown Lands within the following boundaries: Commencing at the confluence of Mandagery or Byrnes' Creek with the Lachlan River; and bounded thence on part of the east by that creek, upwards, to its confluence with Moura Creek; thence on the north by a line bearing west to the eastern watershed of Goobang Creek; on the west by that watershed, southerly, to Gunning Gap, and thence by the Corridgery Range, southerly, to the Lachlan River, and crossing that river; thence on the west, on the south, and on the east, by the Jemalong, Pinnacle, and Widden Ranges, southerly, easterly, and northerly, to a point, easterly, of Boga Bogalong, and thence by a line, northerly, to the confluence of Mandagery or Byrnes' Creek with the Lachlan River aforesaid.

24. Mitchell's Creek Gold Field.

County of Lincoln.

The Gold Field on Crown Lands at and in the vicinity of Mitchell's Creek and its tributaries, from its source, downwards, to its confluence with the Erskine or Talbragar River.

### NORTHERN GOLD FIELDS.

1. Peel River Gold Field.

County of Parry, Pastoral District of Liverpool Plains.

The Gold Field on Crown Lands within the following boundaries: Bounded on the west by the Peel River, from the confluence of Nundle Creek to the confluence of Duncan Creek; on the north by Duncan Creek to its head (including that creek); on the east by the range dividing the waters of the Peel River and Dungowan Creek and the Great Dividing Range to the head of Nundle Creek; and on the south by Nundle Creek (including that creek) to the Peel River aforesaid.

2. Bingara Gold Field, including Bingara Creek and Cowrongouran Creek Gold Fields.

County of Murchison, Pastoral District of Gwydir.

The Gold Fields on Crown Lands at and in the vicinity of Bingara Creek and its tributaries, from its source, downwards, to a point 3 miles above its confluence with the Gwydir River, and at and in the vicinity of Cowrongouran Creek and its tributaries, from its source, downwards, to its confluence with the Gwydir; and that portion of the Gwydir River between the confluences of Cowrongouran Creek with that river, and Bingara Creek with that river.

3. Rocky River Gold Field.

County of Sandon, Pastoral District of New England.

The Gold Field on Crown Lands within the watershed of the Rocky River, from its source, downwards, to Brown's Point; and thence within 3 chains of the Rocky River, downwards, to Boorolong Creek, including only the waters of Kentucky Ponds from a point 5 miles above the confluence of those ponds with the Rocky River, downwards, to that confluence.

4. Tooloom Creek, Clarence River Gold Field.

County of Buller, Pastoral District of Clarence.

The Gold Field on Crown Lands at and in the vicinity of Tooloom Creek, and all its tributaries, from a point on Tooloom Creek, 12 miles above its confluence with the Clarence River, downwards, to that confluence.

## 5. Timbarra Gold Field.

Pastoral Districts of New England and Clarence.

The Gold Field on Crown Lands at and in the vicinity of the Timbarra or Northern Rocky River and its tributaries, including Macleod's Creek, from the source of the Timbarra, downwards, to its confluence with the Clarence River.

## 6. Ironbark Gold Field.

County of Darling, Pastoral District of Liverpool Plains.

The Gold Field on Crown Lands at and in the vicinity of Ironbark Creek and its tributaries, southerly, of lines bearing due east and west, from a point on Ironbark Creek, 1 mile below W. and S. Spencer's head station, to the confluence of Ironbark Creek with the Manilla River.

## 7. The Upper Hunter Gold Field.

County of Durham.

The Gold Field on Crown Lands within the parishes of Moonam and Omadale: Commencing on the Hunter River, at a point opposite the south-eastern corner of H. C. Sempill's 715 acres on that river, in the County of Brisbane, and bounded thence on the west by a line passing through H. C. Sempill's 1,280 acres, bearing south about  $3\frac{1}{2}$  miles to Stewart's Brook; on the south by a line bearing east 6 miles, thence on the east by a line bearing north  $3\frac{1}{2}$  miles to Bell's Creek, by that creek, upwards, to the south-eastern corner of K. Urquhart's 25 acres; and thence by the east boundary of that land and its northerly prolongation, bearing north in all about 1 mile and 32 chains; thence by a line along the crest of the spur range dividing the waters of Omadale and Bell's Creeks, easterly, 3 miles and 10 chains; thence by a line bearing north, crossing Omadale Creek, 5 miles and 68 chains; on the north by a line bearing west to the south-east corner of H. C. Sempill's 640 acres at the confluence of Page's Creek with the Hunter River; and on the north-west by that river, downwards, to the point of commencement.

## SOUTHERN GOLD FIELDS.

## 1. Burrangong Gold Field.

Counties of Harden and Monteagle, Pastoral District of Lachlan.

The Gold Field, on Crown Lands within the following boundaries: Commencing at the confluence of Cunningham and Demondrille Creeks, and bounded thence on the south-west and west by the south-western and western watersheds of Demondrille Creek, north-westerly and northerly, and the south-western watershed of Burrangong Creek, north-westerly, to a point bearing south 45 degrees west, from Maley's station on Burrangong Creek; on the north-west by a line bearing north 45 degrees east to that station; on the north by a line bearing east 5 miles; on the north-east by a line, south-easterly, to the south-western corner of the Extended Reserve, No. 43, at Wambanumba Creek, of the Lachlan Reserves, as notified in the *Government Gazette* of the 17th April, 1862; on the east by a line bearing south to the northern watershed of Currawong Creek; by that watershed, easterly, to its intersection with the northerly prolongation of the western boundary of John C. Welman's 160 acres, at Irish Jack's Creek, thence by that prolongation, and that boundary, being in all a line bearing south to the south-western corner of that land, and thence by a line, south-westerly, to the north-eastern corner of the Currawong Creek Reserve, No. 90, as notified in the *Government Gazette* of the 27th December, 1861; on the south by the northern boundary of that reserve, westerly, to its north-westernmost corner; and again on the east by the western boundaries of that reserve, Miles Murphy's 513 acres, and its southerly prolongation to Demondrille Creek, and thence by that creek, downwards, to the point of commencement.

## 2. Muttama Gold Field.

County of Harden, Pastoral District of Lachlan.

The Gold Fields on Crown Land within the following boundaries: Commencing at the crossing of the road from Gundagai to Cootamundry, over Muttama Creek, at Muttama; and bounded thence on the north-west by a line bearing north 45 degrees east to the north-eastern watershed of Muttama Creek; on the north-east by that watershed, south-easterly, to the Main Southern Road; on the south-east by that road, south-westerly, to its intersection with the southern boundary of the Parish of Mooney Mooney; on the south by part of that boundary, bearing west to Muttama Creek; and on the south-west by that creek, upwards, to the point of commencement.

## 3. Shoalhaven River Gold Field.

Counties of Argyle, Murray, and St. Vincent.

The Gold Field on Crown Lands within  $\frac{1}{2}$  a mile of the Shoalhaven River, from its confluence with Back Creek, downwards, to its confluence with the Endrick River.

## 4. Back Creek Gold Field.

County of St. Vincent.

The Gold Field on Crown Lands within 100 yards of Back Creek, from its confluence with the Shoalhaven River, upwards, to Andrew Badgery's 40 acres on the left bank of that creek, about 3 miles above W. Roberts' 1,250 acres.

## 5. Long Flat Gold Field.

County of St. Vincent.

The Gold Field on Crown Lands on the locality known as the Long Flat, Long Flat Creek, and all the tributaries within its watershed, to the junction with Back Creek.



## 6. Jembaicumbene Swamp Gold Field.

County of St. Vincent.

The Gold Field on Crown Lands at and in the vicinity of Jembaicumbene Swamp and its tributaries.

## 7. Araluen Gold Field.

County of St. Vincent.

The Gold Field on Crown Lands within the watershed of Araluen Creek, from its source, downwards, including Major's Creek and Bell's Creek, to its confluence with the Deua River.

## 8. Moruya or Deua River Gold Field.

Counties of Dampier and St. Vincent.

The Gold Field on Crown Lands within  $\frac{1}{4}$  of a mile of the Deua and Moruya Rivers, from the confluence of Araluen Creek with that river, downwards, about 11 miles (in a direct line) to A. Badgery's 45 acres.

## 9. Warrambooka Creek Gold Field.

County of St. Vincent.

The Gold Field on Crown Lands within the watershed of Warrambooka Creek and all its tributaries, from the lower boundary of R. Mandrell's 24 acres 3 roods 24 perches, on the Clyde Road, downwards, to its confluence with the Mongarlowe River.

## 10. Mongarlowe River Gold Field.

County of St. Vincent.

The Gold Field on Crown Lands within  $\frac{1}{2}$  a mile of the Mongarlowe or Little River, from its confluence with Warrambooka Creek, downwards, to its confluence with the Shoalhaven River, and within that portion of the eastern watershed of that river, from the confluence of Warrambooka Creek to the confluence of Fagan's Creek, including Fagan's Creek and all its tributaries, and within 100 yards, westerly, of the left bank of Tantalean Creek, a western tributary of the Mongarlowe River, from D. F. Coghill's 40 acres at Tantalean, downwards, to its confluence with the Mongarlowe River, and the Crown Lands lying between that portion of Tantalean Creek and the Mongarlowe River; and bounded on the west by D. F. Coghill's 40 acres; and on the south-west by a line bearing south 45 degrees east from the south-east corner of that land to the Mongarlowe River.

## 11. Narriga Gold Field.

County of St. Vincent.

The Gold Field on Crown Lands within  $\frac{1}{4}$  of a mile of the Quartz Reef, near Narriga.

## 12. Gilmore Creek Gold Field.

County of Wynyard, Pastoral District of Murrumbidgee.

The Gold Field on Crown Lands within the watershed of Gilmore Creek and its tributaries, from its confluence with Stony Creek, upwards, to its source.

Given under my Hand and Seal, at Government House, Sydney, this thirty-first day of August, in the year of our Lord one thousand eight hundred and sixty-five, and in the twenty-ninth year of Her Majesty's Reign.

(L.S.)

JOHN YOUNG.

By His Excellency's Command,

JOHN ROBERTSON.

GOD SAVE THE QUEEN!

## No. 2.

THE Number of Gold Commissioners in each Locality; their respective Grades and Salaries.

Locality.	Number of Officers.	Name.	Rank.	Salary per annum.	Remarks.	
WESTERN DISTRICT.						
Bathurst .....	1	George Douglas .....	Commissioner .....	£ 500	} Each Commissioner in charge receives an allowance, in lieu of forage, of £100 per ann., and each Assistant and Sub-Commissioner £50 per ann. Chief Commissioner Griffin receives also an allowance for quarters, of £60 per ann.; Mr. Chief Commissioner Douglas, £50 per ann.; Assistant Commissioners Harpur, Dickson, Dalton, Emmott, and Sub-Commissioners Mant and King, £40 per ann. The others are provided with quarters.	
Sofala .....	2	Whittingdale Johnson .....	Assistant Commissioner	450		
		Hugh Bridson .....	Assistant Commissioner (2nd Class).	350		
Forbes (Lachlan) .....	1	William Browne .....	Assistant Commissioner	450		
Rockley (Tuena, Gilmandyke) .....	1	Hy. M'Crumin Keightley .....	Assistant Commissioner	450		
Tambaroora .....	1	Joseph Cox .....	Assistant Commissioner (2nd Class).	350		
Hargraves .....	1	James H. L. Scott .....	Sub-Commissioner .....	275		
Billabong .....	1	Johnston G. King .....	Sub-Commissioner .....	275		
Stony Creek .....	1	Luke H. Sibthorpe .....	Sub-Commissioner .....	275		
SOUTHERN DISTRICT.						
Braidwood .....	2	James H. Griffin .....	Commissioner .....	500		
		David Dickson .....	Assistant Commissioner (2nd Class).	350		
Adelong .....	1	Robert B. Lynch .....	Assistant Commissioner	450		
Burrangong .....	2	Alfred G. Shadforth .....	Do. (do.)	450		
		George O'M. Clarke .....	Do. (do.)	450		
Gulph .....	1	Charles Harpur .....	Assistant Commissioner (2nd Class).	350		
Tumbarumba .....	1	Richard H. Fitzsimons .....	Do. (do.)	350		
Kiandra .....	1	Fredk. D. Mant .....	Sub-Commissioner .....	275		
NORTHERN DISTRICT.						
Rocky River .....	1	Glentworth W. F. Addison .....	Assistant Commissioner (in charge)	450		
Timbarra .....	1	George G. Emmott .....	Assistant Commissioner (2nd Class).	350		
Nundle .....	1	Frederick Dalton .....	Do. (do.)	350		

In addition to the above, the Police Magistrate, Scone, is allowed (from the Vote for the Gold Fields) £100 per annum, as also £50 per annum for forage allowance, for the supervision of the Upper Hunter Gold Field; and the Police Magistrate, Gundagai, £1 per visit for the supervision of the Gundagai Gold Field.

## No. 3.

How many, and which of the Gold Commissioners perform the duties of Police Magistrates and Clerks of Petty Sessions respectively.

NAME OF OFFICER.	LOCALITY.
POLICE MAGISTRATES.	
1. Assistant Commissioner Johnson .. .. .	Sofala.
2. Do. Keightley .. .. .	Rockley and Tuena.
3. Do. Lynch .. .. .	Adelong.
4. Do. Addison .. .. .	Rocky River.
5. Do. (2nd Class) Cox .. .. .	Tambaroora.
6. Do. Fitzsimons .. .. .	Tumbarumba.
7. Do. Emmott .. .. .	Timbarra.
8. Do. Dalton .. .. .	Nundle.
9. Sub-Commissioner Scott .. .. .	Hargraves.
CLERKS OF PETTY SESSIONS.	
1. Assistant Commissioner Bridson (2nd Class) .. .. .	Sofala.
2. Sub-Commissioner Sibthorpe .. .. .	Stony Creek.
3. Do. Mant .. .. .	Kiandra.

## GOLD FIELDS.

11

## No. 4.

THE Number of Gold Commissioners' Clerks, where they are located, and their respective Salaries.

NAME.	LOCALITY.	SALARY PER ANNUM.
WESTERN DISTRICT.		
Alexander M. Naylor .. .. .	Bathurst .. .. .	£150
SOUTHERN DISTRICT.		
John R. Neate .. .. .	Braidwood .. .. .	£150

## No. 5.

THE Number of Miners' Rights, Business Licenses, and Leases of Auriferous Tracts, issued by each Commissioner respectively during the current Year.

Name of Officer.	1st Quarter.			2nd Quarter.		
	Miners' Rights.	Business Licenses.	Leases of Auriferous Tracts.	Miners' Rights.	Business Licenses.	Leases of Auriferous Tracts.
WESTERN DISTRICT.						
Commissioner Douglas .. .. .	255	7	} 7	47	13	} 12
Assistant Commissioners Johnson & Bridson .. .. .	2,097	41		88	1	
Assistant Commissioner Browne and Sub-Commissioner King .. .. .	347	50		70	36	
Assistant Commissioner Cox .. .. .	448	32		119	3	
Sub-Commissioner Scott .. .. .	1,070	30		71	...	
Do. Sibthorpe .. .. .	1,329	91		66	2	
Assistant Commissioner Keightley .. .. .	274	9		78	...	
Total number issued .. .. .	5,820	260	7	539	55	12
SOUTHERN DISTRICT.						
Commissioner Griffin .. .. .	417	39	} 5	62	9	} 2
Assistant Commissioner Dickson .. .. .	46	....		108	2	
Do. Shadforth .. .. .	512	94		124	14	
Do. Clarke .. .. .				47	2	
Do. Lynch .. .. .	576	24		9	2	
Do. Fitzsimons .. .. .	210	9		73	7	
Do. Harpur .. .. .	267	33		152	3	
Sub-Commissioner Mant .. .. .	367	12	87	1		
P. M., Gundagai (in charge Gundagai Gold Field) .. .. .	504	51				
Total number issued .. .. .	2,899	262	5	662	40	2
NORTHERN DISTRICT.						
Assistant Commissioner Addison .. .. .	502	15	} 1	46	1	} 1
Do. Emmott .. .. .	200	15		62	3	
Do. Dalton .. .. .	723	47		68	6	
P. M., Scone (in charge Upper Hunter Gold Field) .. .. .	26	3		17	1	
Total number issued .. .. .	1,451	80	1	193	11	1

NOTE.—In the above there are now included the Returns from the Gulph, Kiandra, and Gundagai Gold Fields, in the Southern District, which were not received in time for insertion in the former Return.



1865-6.

---

LEGISLATIVE ASSEMBLY.  
NEW SOUTH WALES.

---

GOLD FIELDS.

(ADDITIONAL REGULATION UNDER THE "GOLD FIELDS ACT OF 1861.")

---

*Ordered by the Legislative Assembly to be Printed, 16 January, 1866.*

---

*Department of Lands,  
Sydney, 15 December, 1865.*

GOLD FIELDS.

His Excellency the Governor, with the advice of the Executive Council, has been pleased to approve of the following additional Regulation under the Gold Fields Act of 1861.

CHARLES COWPER.

---

Application for permission to carry through Crown Lands, on any Gold Field, water for gold mining purposes, to be used upon alienated lands, may be made to the Commissioner in like manner as prescribed by Regulation 41, in respect to the conveyance of water for use upon Crown Lands, provided that no such application shall be entertained except from a person holding a miner's right; and the Minister for Lands may sanction a compliance with any such application, whereupon the Commissioner shall issue the necessary "permit," which shall have in all respects the like effect as if granted in connection with the working of Crown Lands; and any holding thereunder shall be deemed to be a "claim" within the meaning of the Act.

---



1865-6.

LEGISLATIVE ASSEMBLY.

NEW SOUTH WALES.

## GOLD MINERS AT JEMBAICUMBENE.

(PETITION OF.)

*Ordered by the Legislative Assembly to be Printed, 22 February, 1866.*

To the Honorable the House of Assembly of New South Wales.

The Petition of the undersigned Gold Miners resident at Jembaicumbene,—

RESPECTFULLY SHEWETH:—

That your Petitioners are engaged in Gold Mining on the Jembaicumbene Gold Field, in the Braidwood District, and that they are disturbed in their avocations, by the conflicting claims of private landowners, owing to the unsettled state of the boundary line in the vicinity of the Swamp.

That on the 17th March, 1859, Mr. Roberts summoned a party to recover the private license fee for mining on land said to be rented by him, such lands being alleged to be part of the Church and School Estate. The case was dismissed.

The location was that of the land now in dispute.

That on or about January, 1860, the Miners of Jembaicumbene employed Mr. Ardill, a surveyor, to mark off the boundary line between Crown Lands and Messrs. Hassall & Roberts' property facing the Swamp, in order to enable them to obtain licenses for working the ground within the public boundary. That early in the year 1864, the agent of Messrs. Hassall & Roberts demanded and received license fees for the occupation of ground, which was afterwards admitted by Mr. Roberts to be part of the public domain, and that, in July, 1865, Mr. Slade, as private Commissioner for the same firm, renewed the claim on behalf of his principals, when, on reference to Mr. Commissioner Dickson, it was a second time admitted to be Crown Lands. In March of the same year, Mr. C. E. Dransfield also demanded license fees for the occupation of ground which was distinctly proved by Mr. W. E. Larmer, District Surveyor, to be the property of the Crown.

That notwithstanding these circumstances, a party of miners were summoned to the Police Court, in November last, by the private Commissioner, when the Magistrates, J. W. Orridge (Superintendent of Police), and James Larmer, Esquires, gave a decision in his favour, in the face of the remonstrances of the party, and of the fact that the Commissioner did not swear that the land in dispute was private or Government land.

That the Miners have still worked the ground under the firm impression that no title is vested in the opposite parties; and though the boundary line has not been authoritatively struck, further proceedings in the way of expensive and vexatious litigation are likely to arise.

Your Petitioners would, therefore, humbly pray that your Honorable House would take the premises into consideration, and adopt such measures as may lead to a cessation of the evils and the annoyances of which they now complain.

And your Petitioners, as in duty bound, will ever pray, &c., &c., &c.

Jembaicumbene, February 7th, 1866.

[Here follow 205 Signatures.]





1865.

NEW SOUTH WALES.

## ABSTRACTS

OF THE

## PUBLIC ACCOUNTS

OF THE

Colony of New South Wales,

FOR THE YEAR

1864,

CONSISTING OF SEPARATE STATEMENTS, UNDER THE  
FOLLOWING HEADS, VIZ.:-

GENERAL ACCOUNT CURRENT.—CIVIL LIST GRANTS.—  
 CONSOLIDATED REVENUE FUND.—  
 ACCOUNT OF THE APPROPRIATION OF THE CONSOLIDATED REVENUE FUND.—  
 SALES OF DEBENTURES IN ENGLAND.—  
 SALES OF TREASURY BILLS, 27 Vict., No. 8.—  
 LOANS OUTSTANDING ON 31st DECEMBER, 1864.—  
 NEWCASTLE TONNAGE DUTY, 19 Vict., Nos. 25 & 40, & 20 Vict., No. 12.—  
 WOLLONGONG TONNAGE DUTY, 23 Vict., No. 10, 25 Vict., No. 5, & 27 Vict., No. 1.—  
 KIAMA TONNAGE DUTY, 23 Vict., No. 10, 25 Vict., No. 6, & 27 Vict., No. 2.—  
 ORIENTAL BANK CORPORATION.—COLONIAL AGENT, LONDON.—  
 CLERGY AND SCHOOL LANDS' REVENUE.—  
 SCAB IN SHEEP FUND, 27 Vict., No. 6.—SUPERANNUATION FUND, 27 Vict., No. 11.—  
 POLICE REWARD FUND, 25 Vict., No. 16.—  
 POLICE SUPERANNUATION FUND, 25 Vict., No. 16.—SPECIAL RECEIPTS.—  
 TRUST MONEYS' DEPOSITS, 20 Vict., No. 11.—MINT BULLION.

Ordered by the Legislative Assembly to be Printed,  
 25th October, 1865.

SYDNEY:

THOMAS RICHARDS, GOVERNMENT PRINTER, PHILLIP-STREET.

1865.



## INDEX.

A		PAGE.	PAGE.	
Abattoirs—Glebe Island .. .. .	..	33 & 61	Colonial Hospitals—For the support of Paupers in ..	29 & 56
Aborigines .. .. .	..	35 & 64	Colonial Secretary—Schedule A .. .. .	8
Abstract of Disbursements out of the Consolidated Revenue Fund .. .. .	..	25	Colonial Treasurer—Schedule A .. .. .	8
Acclimatization Society .. .. .	..	29 & 56	Colonial Treasurer—Supplement to Salary provided under Schedule A .. .. .	26
Account—Scab in Sheep Fund, 27 Vict., No. 6 .. .. .	..	107	Commission on Money Orders .. .. .	23
Account—Clergy and School Lands .. .. .	..	103	Compensation for Sheep destroyed .. .. .	36 & 65
Account Current—Consolidated Revenue Fund .. .. .	..	20	Consolidated Revenue Fund—Account Current .. .. .	20
Account Current—General .. .. .	..	1	Consolidated Revenue Fund—Account of the Appropriation of .. .. .	51
Account Current—Loans' .. .. .	..	20	Consolidated Revenue Fund—Statement of Receipts .. .. .	21
Account Current—Schedule A .. .. .	..	7	Construction and Maintenance of Roads, Bridges, and Ferries .. .. .	35, 37, 40, 41, 63—72
Account Current—Schedule B .. .. .	..	9	Conveyance of Mails .. .. .	33 & 60
Account Current—Schedule C .. .. .	..	13	Coroners .. .. .	32 & 59
Account—Mint Bullion .. .. .	..	119	Council—Executive and Legislative .. .. .	27 & 53
Account—Special Receipts .. .. .	..	115	Court of Claims .. .. .	32 & 59
Account—Trust Monies' .. .. .	..	117	Courts of Law .. .. .	32 & 59
Account of Debentures negotiated in England .. .. .	..	81	Crown Lands—Survey and Occupation of .. .. .	35 & 62
Administration of Justice .. .. .	..	32 & 59	Crown Law Officers .. .. .	32 & 59
Advances Unadjusted—Schedule of .. .. .	..	49	Customs—Drawbacks and Refund of Duties .. .. .	38 & 73
Agent—Colonial—London—Receipts and Payments by .. .. .	..	97	Customs—Establishment .. .. .	32 & 60
Allowances—Charitable .. .. .	..	29 & 56	Customs—Receipts .. .. .	21
Allowance—Military .. .. .	..	27 & 53	Chinese Immigrants' Regulation and Restriction Act of 1861—Rates under the .. .. .	23
Alpacas—Management of .. .. .	..	35 & 62		
Alpacas—Sale of .. .. .	..	23	D	
Appropriation of the Consolidated Revenue Fund—Account of .. .. .	..	51	Deaf and Dumb Institution, Sydney .. .. .	30 & 58
Architect—Colonial .. .. .	..	37 & 68	Debentures—Proceeds of .. .. .	44
Arrear Charge—Schedule A, Part III .. .. .	..	38 & 53	Debentures—Result of Sales of .. .. .	81
Artillery—Royal .. .. .	..	27 & 53	Debt—Public—Statement of .. .. .	85
Assembly—Legislative .. .. .	..	27 & 53	Denominational Schools .. .. .	29 & 55
Asylums for the Infirm and Destitute .. .. .	..	29 & 55	Denominational Schools—Clergy and School Lands .. .. .	105
Asylum for Destitute Children, Randwick .. .. .	29, 30, & 56		Destitute Children's Asylum .. .. .	30 & 56
Attorney General—Schedule A .. .. .	..	8	Disbursements out of the Consolidated Revenue Fund—Abstract of .. .. .	25
Auditor General's Department .. .. .	..	28 & 55	Disbursements—Loans—Statement of Receipts and .. .. .	43
Auditor General—Schedule A .. .. .	..	8	Distilleries and Refineries .. .. .	32 & 60
Australian Museum—Endowment of the .. .. .	..	29 & 56	District Courts .. .. .	32 & 59
			Dredges—Steam .. .. .	37 & 67
B			Dock—Fitz Roy Dry .. .. .	37 & 71
Benevolent Societies and Asylums .. .. .	..	29 & 30	Drawbacks and Refund of Duties .. .. .	38 & 73
Bishopthorpe Estate Revenue—Schedule C .. .. .	..	23	Duty on Refined Sugar and Molasses .. .. .	21
Booby Island—Provisions left on .. .. .	..	34 & 61	Duty on Spirits distilled in the Colony .. .. .	21
Bookbinding—Printing and .. .. .	..	33 & 60		
Botanic Gardens, Sydney .. .. .	..	35 & 62	E	
Bridges and Ferries—Roads .. .. .	35, 37, 40, 41, 63—72		Educational .. .. .	55
Boatmen .. .. .	..	33 & 61	Electoral Lists—Expenses attending the preparation of .. .. .	31 & 58
Buildings—Public Works and .. .. .	..	37, 39, 63—72	Election of Members to serve in the Legislative Assembly—Expense of .. .. .	31 & 58
Buildings—Loans—Public Works and .. .. .	..	43, 74—79	Electric Telegraph Branch .. .. .	37 & 71
			Electric Telegraph Receipts .. .. .	22
C			Endowments:—	
Charges on Collections .. .. .	..	38 & 73	Australian Museum .. .. .	29 & 56
Charitable Allowances .. .. .	..	29 & 56	Municipal Institutions .. .. .	31 & 58
Church of England—Clergy and School Lands .. .. .	..	105	Sydney Grammar School .. .. .	29 & 55
Church of England—Schedule C .. .. .	..	14	Sydney University .. .. .	29 & 55
Circuit Courts—Supreme and .. .. .	..	32 & 59	St. John's College .. .. .	29 & 55
City Debentures—Interest on—Receipts .. .. .	..	23	St. Paul's College .. .. .	29 & 55
City Funds—Municipal Council, Sydney—In aid of the .. .. .	..	31 & 58	Executive and Legislative Departments .. .. .	27 & 53
Civil List Grants .. .. .	..	5	Exhibition of the Industry of all Nations, held in London in 1862—Expenses in connection with the .. .. .	31
Clergy and School Lands—Account of Receipts and Disbursements .. .. .	..	103		
Coal Fields .. .. .	..	35 & 62		
Coast Surveys .. .. .	..	34 & 61		
Colleges—Endowment .. .. .	..	29 & 55		
Colonial Agent .. .. .	..	28 & 55		
Colonial Agent, London—Statement of Receipts and Expenditure by the .. .. .	..	97		
Colonial Architect .. .. .	..	37 & 68		

F	PAGE.	M	PAGE.
Fees of Office .. .. .	22	Magazine—Gunpowder .. .. .	33 & 60
Fees on Certificates of Competency to Masters of Vessels .. .. .	22	Mails—Conveyance of .. .. .	33 & 60
Ferries—Roads, Bridges, and .. .. .	39, 40, & 43, 63—72	Management—Expenses of—Clergy and School Lands .. .. .	105
Fines and Forfeitures .. .. .	22	Mechanics' School of Arts, Sydney .. .. .	29 & 56
Fitz Roy Dry Dock .. .. .	37 & 71	Méchanics' Institutes .. .. .	29 & 56
Floods—Relief to Sufferers by .. .. .	31	Medical Establishments .. .. .	28 & 55
Fortifications .. .. .	37 & 68	Military Allowance .. .. .	27 & 53
Fuel and Light .. .. .	33 & 60	Military Expedition (Second) to Lambing Flat .. .. .	31 & 59
<b>G</b>		Mint Bullion Account .. .. .	119
Goals and Penal Establishments .. .. .	27 & 54	Mint Receipts .. .. .	21
General Account Current .. .. .	1	Mint—Sydney Branch of the Royal—Expenditure .. .. .	33 & 60
Gold Escort and Conveyance .. .. .	35	Miscellaneous Expenditure :—	
Gold Fields .. .. .	35 & 62	Principal Secretary .. .. .	31 & 58
Gold Receivers .. .. .	33 & 60	Administration of Justice .. .. .	32 & 60
Gold Revenue .. .. .	21	Treasurer and Secretary for Finance and Trade .. .. .	34 & 61
Government Domains and Hyde Park .. .. .	35 & 62	Secretary for Lands .. .. .	35 & 64
Governor-in-Chief—His Excellency the—Schedule A .. .. .	8	Secretary for Public Works .. .. .	37 & 71
Governor's Establishment—His Excellency the .. .. .	27 & 53	Miscellaneous Receipts .. .. .	23 & 44
Governor's Private Secretary .. .. .	8	Molasses—Duty on .. .. .	21
Grammar School, Sydney,—Endowment of the .. .. .	29 & 55	Money Orders—Commission on .. .. .	23
Grants in aid of Public Institutions .. .. .	29 & 56	Money Order Department .. .. .	33 & 60
Glebe Island—Public Abattoirs .. .. .	33 & 61	Municipal Council, Sydney—in aid of City Funds .. .. .	31 & 58
Gunpowder Magazine .. .. .	33 & 60	Municipal Institutions .. .. .	31 & 58
<b>H</b>		Museum—Australian—Endowment of .. .. .	29 & 56
Harbours and River Navigation .. .. .	37 & 67	Curator .. .. .	28 & 55
Harbour Surveys—Preliminary .. .. .	37 & 67	<b>N</b>	
Harbour Dues .. .. .	22	National Schools .. .. .	29 & 55
Harbours, Light-houses, and Pilot Department .. .. .	33 & 61	Naval Brigade .. .. .	27 & 53
Health Officers .. .. .	33 & 61	Navigation—Harbours and River .. .. .	37 & 67
His Excellency the Governor-in-Chief—Schedule A .. .. .	8	Navigation of the River Hunter and Port of Newcastle—Improving the .. .. .	45, 74, & 89
His Excellency the Governor's Establishment .. .. .	27 & 53	Newcastle Tonnage Dues .. .. .	22 & 89
Hospitals .. .. .	30, 57 & 58	Navigation of the Darling and Murrumbidgee Rivers .. .. .	35 & 67
Hyde Park—Government Domains and .. .. .	35 & 62	<b>O</b>	
<b>I</b>		Observatory .. .. .	28 & 55
Immigration Remittances—Receipts .. .. .	115	Occupation of Lands .. .. .	35
Immigration Establishment .. .. .	35 & 62	Oriental Bank Corporation, London—Debentures sold by the .. .. .	81
Immigration—Assisted .. .. .	35, 45, 76 & 77	Oriental Bank Corporation, London—Statement of Receipts and Disbursements by the .. .. .	93
International Exhibition held in London in 1862—Expenses in connection with the .. .. .	31	Orphan Schools .. .. .	29 & 55
Imperial Postage .. .. .	115	<b>P</b>	
Improving the Navigation of the River Hunter and Port of Newcastle .. .. .	45, 74 & 89	Paupers in Colonial Hospitals—For the support of .. .. .	29 & 56
Infirmary and Dispensary, Sydney .. .. .	30 & 56	Penal Establishment, Cockatoo Island .. .. .	28 & 54
Insolvent Court .. .. .	32 & 59	Pensions—Schedule B .. .. .	10
Interest on City Debentures—Receipts .. .. .	23	Pensions and Retired Allowances—Supplement to Schedule B .. .. .	26 & 53
Interest on Loans .. .. .	37 & 73	Pilotage Receipts .. .. .	22
Interest on Savings' Bank Deposits .. .. .	34 & 62	Pilots—Sea and River .. .. .	33 & 61
Interest on Public Moneys—Receipts .. .. .	23	Police Services .. .. .	27 & 54
<b>J</b>		Police Reward Fund Account .. .. .	111
Judges—Pensions to—Schedule B .. .. .	10	Police Superannuation Fund Account .. .. .	113
Judges—Schedule A .. .. .	8	Postage of Public Departments .. .. .	34 & 61
Judges—Schedule A—Supplementary .. .. .	26	Post Office and Postal Services .. .. .	33 & 60
Justice—Administration of .. .. .	32 & 59	Postage Receipts .. .. .	21
<b>K</b>		Postage Stamps .. .. .	33 & 60
Kiama Harbour—Improvements to .. .. .	45 & 75	Poundage Receipts .. .. .	115
Kiama Tonnage Dues .. .. .	22 & 91	Presbyterian Church—Clergy and School Lands .. .. .	105
<b>L</b>		Presbyterian Church—Schedule C .. .. .	16
Land—Sale of .. .. .	35 & 62	Principal Secretary's Department .. .. .	27 & 53
Lands—Secretary for .. .. .	35 & 62	Printing, Bookbinding, and Postage Stamp Department .. .. .	33 & 60
Lands—Survey .. .. .	35 & 62	Private Secretary—The Governor's—Schedule A .. .. .	8
Lands—Occupation of .. .. .	35 & 62	Proceeds of Debentures .. .. .	44 & 82
Land Revenue .. .. .	21	Protestant Orphan School .. .. .	29 & 55
Law Officers of the Crown .. .. .	32 & 59	Public Debt—Statement of .. .. .	85
Law Expenses .. .. .	32 & 66	Public Institutions—Grants in aid of .. .. .	29 & 65
Legislative Departments .. .. .	27 & 53	Public Works and Buildings .. .. .	37, 39, 63—72
Licenses .. .. .	21	Public Works and Buildings provided for by Loans .. .. .	43, 74—79
Light-houses, Harbours, and Pilot Department .. .. .	33 & 61	Public Works—Secretary for .. .. .	37 & 67
Loans :—		<b>Q</b>	
Account Current .. .. .	20	Quarantine .. .. .	33 & 61
Interest on .. .. .	37 & 73	Quarter Sessions .. .. .	32 & 59
Statement of Receipts and Disbursements .. .. .	43	Queen's Plate .. .. .	34 & 61
Statement of—Unpaid, 31st December, 1863 .. .. .	85		
Lunatic Asylums .. .. .	28 & 55		

	PAGE.
<b>R</b>	
Railways—General Establishment .. ..	37 & 67
Railway Tolls and Miscellaneous Receipts ..	22
Railway Works provided for by Loans ..	47, 74—79
Real Property Act—Assurance Fund .. ..	115
Real Property Act—Commissioner's Fees ..	115
Receipts and Disbursements—Loans—Statement of	43
Receipts—Consolidated Revenue Fund—Statement of	21
Receivers—Gold .. ..	33 & 60
Refund of Duties—Drawbacks and .. ..	38 & 73
Refineries and Distilleries .. ..	32 & 60
Registrar General .. ..	28 & 55
Relief to Sufferers by the Floods .. ..	31
Remittances—Immigration—Receipts .. ..	115
Rents exclusive of Land .. ..	22
Revenue and Receipts returned .. ..	38 & 73
Revenue Suspense Account .. ..	115
Reward Fund—Police .. ..	111
River Navigation—Harbours and .. ..	37 & 67
Roads—General and Field Establishments ..	37 & 70
Roads, Bridges, and Ferries .. ..	35, 37, 40, 41, 63—72
Roman Catholic Church—Clergy and School Lands	105
Roman Catholic Church—Schedule C .. ..	17
Roman Catholic Orphan School .. ..	29 & 55
Royal Artillery .. ..	27 & 53
Royal Mint—Sydney Branch of the .. ..	33 & 60
Riots at Lambing Flat—Expenses connected with the	31 & 59
<b>S</b>	
Scab in Sheep Fund, 27 Vict., No. 6 .. ..	107
Schedules A & B—Supplements to .. ..	26 & 53
Schedule A—Account Current .. ..	7
Schedule B—Account Current .. ..	9
Schedule C—Account Current .. ..	13
Schedule A—Disbursements under .. ..	8, 26 & 53
Schedule B—Disbursements under .. ..	10, 26 & 53
Schedule C—Disbursements under .. ..	14, 26 & 53
Schedule C—Bishopthorpe Estate Revenue ..	23
Schedule of Advances Unadjusted .. ..	49
School of Arts—Aid to .. ..	29
Schools :—	
Denominational .. ..	29 & 55
Denominational—Clergy and School Lands ..	105
Grammar School, Sydney—Endowment of the	29 & 55
National .. ..	29 & 55
National—Church and School Lands .. ..	105
Protestant Orphan School .. ..	29 & 55
Roman Catholic Orphan School .. ..	29 & 55
School Lands—Clergy and—Account of Receipts and Disbursements	103
Seamen's Wages .. ..	115
Secretary, Colonial—Schedule A .. ..	8
Secretary's Department—Principal .. ..	27 & 53
Secretary for Finance and Trade—Treasurer and	32 & 60
Secretary for Lands' Department .. ..	35 & 62
Secretary for Public Works' Department ..	37 & 67
Securities of Contractors .. ..	115
Sessions—Quarter .. ..	32 & 59
Sheriff .. ..	32 & 59
Shipping Masters .. ..	33 & 61
Solicitor General—Schedule A .. ..	8
Special Receipts Account .. ..	115
Spirits distilled in the Colony—Duty on ..	21
Statement of Debentures sold by the Oriental Bank Corporation, London .. ..	82
Statement of Loans unpaid, 31 December, 1864	85

	PAGE.
Statement of Receipts and Payments by the Oriental Bank Corporation, London .. ..	93
Statement of Receipts and Expenditure by the Colonial Agent, London .. ..	97
Steam Cranes, Newcastle .. ..	37, 47 & 49
Steam Dredges .. ..	37 & 67
Steam Navigation and Pilot Boards .. ..	33 & 61
Steam Postal Communication with Great Britain ..	33 & 60
St. John's College—Endowment Fund .. ..	29
St. Paul's College—Endowment Fund .. ..	29
Stores and Stationery .. ..	33 & 60
Sugar—Refined—and Molasses—Duty on .. ..	21
Superannuated Officers and others—Pensions to	10
Superannuation Fund—Police .. ..	113
Supplements to Schedules A and B .. ..	26 & 53
Supreme and Circuit Courts .. ..	32 & 59
Surveys—Preliminary Harbour .. ..	37 & 67
Survey of Lands .. ..	35 & 62
Survey of Coast .. ..	34 & 61
Sydney Branch of the Royal Mint .. ..	33 & 60
Sydney Infirmary and Dispensary .. ..	30 & 56
<b>T</b>	
Tarban Creek—Lunatic Asylum .. ..	28 & 55
Telegraphic Messages—Public .. ..	34 & 61
Telegraph Branch—Electric .. ..	37 & 61
Telegraph Lines—Electric .. ..	45, 47, 74—79
Telegraph Receipts—Electric .. ..	22
Telegraph Stations .. ..	33 & 61
Tonnage Dues, Newcastle .. ..	22 & 89
Tonnage Dues, Wollongong .. ..	22 & 90
Tonnage Dues, Kiama .. ..	22 & 91
Treasurer and Secretary for Finance and Trade	32 & 60
Treasurer—Schedule A .. ..	8
Treasurer—Supplement to Salary provided under Schedule A .. ..	26
Treasury Department .. ..	32 & 60
Treasury Bills—Proceeds .. ..	23 & 84
Accrued Interest on .. ..	23
Trust Moneys—Account of .. ..	117
<b>U</b>	
Unadjusted Advances—Statement of .. ..	49
Unclassified Expenditure .. ..	37
University of Sydney—Endowment of the ..	29 & 5
Unforeseen Expenses :—	
Principal Secretary .. ..	31
Law Departments .. ..	32
Treasury Department .. ..	34 & 61
Secretary for Lands .. ..	36
Secretary for Public Works .. ..	37
<b>V</b>	
Vaccine Establishments .. ..	28 & 55
Volunteer Corps .. ..	27 & 53
<b>W</b>	
Wesleyan Methodist Church—Clergy and School Lands .. ..	105
Wesleyan Methodist Church—Schedule C .. ..	17
Wollongong Tonnage Dues .. ..	22 & 90
Works and Buildings—Public .. ..	37, 39, 43, 63—72
Works and Buildings—Public—provided for by Loans .. ..	43, 74—79

TABLE 12

TABLE 13

TABLE 14

TABLE 15

TABLE 16

---

NEW SOUTH WALES.

---

GENERAL ACCOUNT CURRENT

OF THE

REVENUE AND RECEIPTS

OF THE

COLONY OF NEW SOUTH WALES,

AND OF THEIR

EXPENDITURE,

IN THE YEAR

1864.

---

## GENERAL ACCOUNT CURRENT OF THE REVENUE AND RECEIPTS OF THE COLONY

Dr.

PAGE.	RECEIPTS.	AMOUNT.	TOTAL.
	To CASH BALANCES AT THE CREDIT OF THE FOLLOWING ACCOUNTS, on the 31st December, 1863, viz. :—		
46	Loans' Account ... ..	155,911 15 3	
104	Clergy and School Lands' Revenue Account ...	14,644 2 7	
111	Police Reward Fund ... ..	21,848 2 7	
113	Police Superannuation Fund ... ..	5,077 17 3	
115	Special Receipts' Account ... ..	61,958 8 2	
117	Trust Moneys' Deposit Account ... ..	53,040 8 0	
			312,480 13 10
	To RECEIPTS IN THE YEAR 1864, as per the following Statements, viz. :—		
23	Consolidated Revenue Fund, Statement No. 1 ...	1,661,805 16 9	
44	Loans' Account, Statement No. 3 ... ..	290,982 18 1	
104	Clergy and School Lands' Revenue Account ...	12,794 8 4	
111	Police Reward Fund ... ..	2,972 5 10	
113	Police Superannuation Fund ... ..	3,850 17 3	
115	Special Receipts' Account ... ..	85,195 4 0	
117	Trust Moneys' Deposit Account ... ..	67,333 4 8	
109	Superannuation Fund, 27 Vict., No. 11 ...	12,368 11 8	
			2,137,303 6 7
	To TRANSFER OF INVESTMENT—		
109	Police Superannuation Fund ... ..	.....	15,500 0 0
	To ISSUES ON ACCOUNT ADJUSTED— Balance of Adjustments over Advances to Public Officers, on the following Accounts, viz. :—		
20	Consolidated Revenue Fund, as per Account Current	3,911 6 7	
104	Clergy and School Lands' Revenue Account ...	346 8 6	
111	Police Reward Fund ... ..	14 3 8	
			4,271 18 9
	By BALANCES AT THE DEBIT OF THE FOLLOWING ACCOUNTS, on the 31st December, 1864, viz. :—		
20	Consolidated Revenue Fund ... ..	246,644 2 5	
46	Loans' Account ... ..	88,478 3 7	
			335,122 6 0
	TOTAL	£	2,804,678 5 2

Audit Office, Sydney, New South Wales,  
17th October, 1865,



## OF NEW SOUTH WALES, AND OF THEIR EXPENDITURE, IN THE YEAR 1864.

Cr.

PAGE.	DISBURSEMENTS.	AMOUNT.	TOTAL.
20	BY BALANCE AT THE DEBIT OF THE CONSOLIDATED REVENUE FUND, on the 31st December, 1863 ... ..		66,883 7 4
	BY PAYMENTS IN THE YEAR 1864, UNDER THE FOLLOWING ACCOUNTS, VIZ. :—		
25	Consolidated Revenue Fund, Statement No. 2 ...	1,845,477 18 5	
47	Loans' Account, Statement No. 3 ... ..	464,656 3 3	
105	Clergy and School Lands' Revenue Account ...	7,913 5 1	
111	Police Reward Fund ... ..	1,267 1 1	
114	Police Superannuation Fund ... ..	4,995 5 10	
115	Special Receipts' Account ... ..	94,661 17 9	
117	Trust Moneys' Deposit Account ... ..	85,723 10 9	
109	Superannuation Fund, 27 Vict., No. 11 ... ..	2,591 15 10	
			2,507,286 18 0
	BY TRANSFER OF INVESTMENT—		
111	Police Reward Fund ... ..		15,500 0 0
	BY ISSUES ON ACCOUNT—		
47	Loans' Account ... ..	70,716 13 8	
114	Police Superannuation Fund ... ..	14 3 8	
			70,730 17 4
	BY CASH BALANCES AT THE CREDIT OF THE FOLLOWING ACCOUNTS, on the 31st December, 1864, viz. :—		
105	Clergy and School Lands' Revenue Account ...	19,871 14 4	
111	Police Reward Fund ... ..	8,067 11 0	
114	Police Superannuation Fund ... ..	19,419 5 0	
115	Special Receipts' Account ... ..	52,491 14 5	
117	Trust Moneys' Deposit Account ... ..	34,650 1 11	
109	Superannuation Fund, 27 Vict., No. 11 ... ..	9,776 15 10	
			144,277 2 6
	TOTAL ... ..	£	2,804,678 5 2

CHRIS. ROLLESTON,  
Auditor-General.



---

NEW SOUTH WALES.

---

**CIVIL LIST GRANTS.**

---

APPROPRIATION AND EXPENDITURE

OUT OF THE

**CONSOLIDATED REVENUE FUND,**

UNDER

18 & 19 VICT., CAP. 54. (SCHEDULE 1, SEC. 49.)

FOR THE YEAR

**1864.**

---



NEW SOUTH WALES.

Schedule A, 18 & 19 Victoria, Cap. 54.

IN ACCOUNT WITH THE CONSOLIDATED REVENUE FUND, 1ST JANUARY TO 31ST DECEMBER, 1864.

Dr.

Cr.

RECEIPTS.	AMOUNT.	DISBURSEMENTS.	AMOUNT.
To Amount transferred from the Consolidated Revenue Fund...	£ s. d. 18,630 6 8	By Amount of Payments as per Account of Consolidated Revenue Fund, to 31st December, 1864.....	£ s. d. 18,630 6 8
To Balance of the Annual Amount provided by the Schedule A.	3,719 13 4	By Amount of Charges, on account of 1864, payable in 1865 ...	419 13 4
		By Balance reverted to the Consolidated Revenue Fund.....	3,300 0 0
TOTAL .....	£ 22,350 0 0	TOTAL .....	£ 22,350 0 0

Audit Office, Sydney, New South Wales,  
12th March, 1865.

CHRIS. ROLLESTON,  
Auditor General.

**SCHEDULE A.**

STATEMENT shewing the Particulars of Salaries provided by Schedule A, annexed to the Act 18 & 19 Victoria, Cap. 54, of the Salaries drawn and payable for 1864 and Previous Years, and of the Amount which has reverted to the Consolidated Revenue Fund for 1864.

SALARIES PROVIDED AND PAYABLE FROM SCHEDULE RESERVE FOR 1864.	OFFICERS.	PERIOD FOR WHICH DRAWN.		AMOUNT DRAWN.	PAYABLE IN 1865 ON ACCOUNT OF 1864.	BALANCE REVERTED TO THE CONSOLIDATED REVENUE FUND.	REMARKS.
		From	To				
£ s. d.				£ s. d.	£ s. d.	£ s. d.	
7,000 0 0	His Excellency the Governor-in-Chief .....	1 Jan., 1864..	31 Dec., 1864	7,000 0 0	.....	.....	
2,000 0 0	The Chief Justice .....	" ..	30 Nov., 1864	1,833 6 8	166 13 4	.....	
3,000 0 0	The two Puisne Judges .....	" ..	" ..	2,750 0 0	250 0 0	.....	
1,500 0 0	The Judge for Moreton Bay .....	.....	.....	.....	.....	1,500 0 0	{ Ceased to be a charge upon the Government of New South Wales on the erection of the Colony of Queensland, 1st December, 1859.
2,000 0 0	The Colonial Secretary .....	1 Jan., 1864..	31 Dec., 1864	2,000 0 0	.....	.....	
1,250 0 0	The Colonial Treasurer .....	" ..	" ..	1,250 0 0	.....	.....	
900 0 0	The Auditor General .....	" ..	" ..	897 0 0	3 0 0	.....	
1,500 0 0	The Attorney General .....	" ..	" ..	1,500 0 0	.....	.....	
1,000 0 0	The Solicitor General .....	" ..	" ..	1,000 0 0	.....	.....	
400 0 0	Governor's Private Secretary .....	" ..	" ..	400 0 0	.....	.....	
1,000 0 0	{ Master in Equity and Curator of Intestate Estates, } { and Chief Commissioner of Insolvent Estates .. }	.....	.....	.....	.....	1,000 0 0	{ Salary of Master in Equity lapsed from 1st January, 1856, by the appointment of S. F. Milford, Esq., as Puisne Judge.
800 0 0	{ Chairman of Quarter Sessions and Commissioner } { of Court of Requests .....	.....	.....	.....	.....	800 0 0	{ Salary of Chairman of Quarter Sessions lapsed by the appointment of Thomas Callaghan, Esq., to that office, in the room of Alfred Cheeke, Esq.
22,350 0 0	TOTALS .....	£	18,630 6 8	419 13 4	3,300 0 0		

Audit Office, Sydney, New South Wales,  
13th March, 1865.

CHRIS. ROLLESTON,  
Auditor General.

NEW SOUTH WALES.

Schedule B, 18 & 19 Victoria, Cap. 54.

IN ACCOUNT WITH THE CONSOLIDATED REVENUE FUND, 1ST JANUARY TO 31ST DECEMBER, 1864.

Dr.

Cr.

RECEIPTS.	ABREARS.	CURRENT.	DISBURSEMENTS.	ABREARS.	CURRENT.
	£ s. d.	£ s. d.		£ s. d.	£ s. d.
To Amount transferred from the Consolidated Revenue Fund .....	773 7 0	8,928 0 4	By Amount of Payments, as per Account of Consolidated Revenue Fund for 1864 .....	773 7 0	8,928 0 4
To Balance of Annual Amount provided by the Schedule B .....	4 16 9	5,021 19 8	By Amount of Charges, on account of 1863 and 1864, payable in 1865 .....	4 16 9	1,571 16 1
			By Balance reverted to the Consolidated Revenue Fund .....		3,450 3 7
TOTALS.....£	778 3 9	13,950 0 0	TOTALS.....£	778 3 9	13,950 0 0

Audit Office, Sydney, New South Wales,  
25th September, 1865.

CHRIS. ROLLESTON,  
Auditor General.

**SCHEDULE B.**

STATEMENT shewing the Particulars of Pensions provided by Schedule B, annexed to the Act 18 & 19 Victoria, Cap. 54, of the Pensions actually drawn or payable for 1864 and Previous Years, and of the Amount which has reverted to the Consolidated Revenue Fund for 1864.

PENSIONS PROVIDED AND PAYABLE FROM		PARTIES.	PERIOD FOR WHICH DRAWN.		AMOUNT DRAWN.		PAYABLE IN 1865, ON ACCOUNT OF 1864.	BALANCE REVERTED TO THE CONSOLIDATED REVENUE FUND.		REMARKS.
Balance of Previous Years.	Reserve for 1864.		From	To	For Previous Years.	For 1864.		For Previous Years.	For 1864.	
£ s. d.	£ s. d.				£ s. d.	£ s. d.	£ s. d.	£ s. d.		
<b>PENSIONS TO JUDGES.</b>										
262 10 0 } 262 10 0 }	4,550 0 0	{ Roger Therry, late Puisne Judge .....	1 Oct., 1863	30 Sept., 1864	262 10 0	787 10 0	262 10 0 }	.....	2,450 0 0	
		{ J. N. Dickinson, late Puisne Judge .....	" "	" "	262 10 0	787 10 0	262 10 0 }			
<b>PENSIONS TO POLITICAL OFFICERS.</b>										
.....	2,000 0 0	E. Deas Thomson, Esq., C.B., late Colonial Secretary .....	1 Jan., 1864	30 Nov., 1864	.....	1,833 6 8	166 13 4	.....	.....	
112 10 0	900 0 0	F. L. S. Merewether, Esq., late Auditor General .....	1 Oct., 1863	30 Sept., 1864	112 10 0	675 0 0	225 0 0	.....	.....	
.....	1,200 0 0	J. H. Plunkett, Esq., Q.C., late Attorney General .....	1 Jan., 1864	31 Dec., 1864	.....	1,200 0 0	.....	.....	.....	
.....	800 0 0	Sir W. M. Manning, Q.C., late Solicitor General .....	" "	30 Nov., 1864	.....	733 6 8	66 13 4	.....	.....	
.....	1,000 0 0	Amount lapsed by the death of C. D. Riddell, Esq., late Colonial Treasurer .....	.....	.....	.....	.....	.....	.....	1,000 0 0	
<b>PENSIONS TO SUPERANNUATED OFFICERS AND OTHERS.</b>										
.....	169 12 4	William Lithgow, late Auditor General .....	1 Jan., 1864	11 June, 1864	.....	169 12 4	.....	.....	.....	Deceased.
4 16 9	.....	J. Nicholson, late Harbour Master .....	.....	.....	.....	.....	4 16 9	.....	.....	
.....	222 10 0	G. B. White, late Surveyor .....	1 Jan., 1864	30 Sept., 1864	.....	166 17 6	55 12 6	.....	.....	
.....	167 0 0	James Larmer, late Surveyor .....	" "	" "	.....	125 5 0	41 15 0	.....	.....	
.....	70 0 0	James Warner, late Assistant Surveyor .....	" "	" "	.....	52 10 0	17 10 0	.....	.....	
.....	100 0 0	S. Mileham, Widow of Surgeon Mileham .....	" "	" "	.....	75 0 0	25 0 0	.....	.....	
.....	54 18 0	J. Graves, late Serjeant, Gold Guards .....	" "	" "	.....	41 5 0	13 13 0	.....	.....	
.....	35 5 8	W. Galvin, late Messenger, Legislative Council .....	" "	" "	.....	26 9 3	8 16 5	.....	.....	
.....	29 13 1	N. Robinson, late Constable, Police, Sydney .....	" "	30 Nov., 1864	.....	27 3 7	2 9 5	.....	0 0 1	Deceased.
.....	6 2 2	W. Callaghan, late Constable, Police, Sydney .....	" "	28 May, 1864	.....	6 2 2	.....	.....	.....	
.....	14 18 3	E. Wilson, late Constable, Police, Penrith .....	" "	30 Sept., 1864	.....	11 3 6	3 14 6	.....	0 0 3	
.....	12 10 0	B. Naughton, late Constable, Police, Sydney .....	" "	30 Nov., 1864	.....	11 9 2	1 0 10	.....	.....	
642 6 9	11,332 9 6	Carried forward .....	£		637 10 0	6,729 10 10	1,157 15 1	.....	3,450 0 4	



STATEMENT OF PENSIONS PROVIDED BY SCHEDULE B.—*continued.*

PENSIONS PROVIDED AND PAYABLE FROM		PARTIES.	PERIOD FOR WHICH DRAWN.		AMOUNT DRAWN.		PAYABLE IN 1865, ON ACCOUNT OF 1864.	BALANCE REVERTED TO THE CONSOLIDATED REVENUE FUND.		REMARKS.
Balance of Previous Years.	Reserve for 1864.		From	To	For Previous Years.	For 1864.		For Previous Years	For 1864.	
£ s. d.	£ s. d.				£ s. d.	£ s. d.	£ s. d.	£ s. d.		
642 6 9	11,322 9 6	Brought forward .....			637 10 0	6,729 10 10	1,157 15 1	3,450 0 4		
PENSIONS TO SUPERANNUATED OFFICERS AND OTHERS— <i>continued.</i>										
47 2 11	188 11 8	Rev. F. Wilkinson, late Colonial Chaplain .....	1 Oct., 1863	30 Sept., 1864	47 2 11	141 8 9	47 2 11			
13 0 0	52 0 0	F. Gosling, late Clerk in the General Post Office..	" "	" "	13 0 0	39 0 0	13 0 0			
2 6 0	9 3 0	T. Bevan, late Trooper, Mounted Police .....	" "	" "	2 6 0	6 17 0	2 6 0			
34 7 10	137 11 2	T. S. Townsend, late Surveyor .....	" "	" "	34 7 10	103 3 6	34 7 8			
	39 10 0	M. Doyle, late Messenger, Colonial Treasury .....	1 Jan., 1864	30 Sept., 1864		29 12 6	9 17 6			
	157 19 11	N. Leader, late Clerk in the Court of Requests .....	1 Feb., 1857	30 Nov., 1864		152 8 8	5 10 10	0 0 5		
	102 0 0	R. Ormiston, late Chief Clerk, Central Police Office	1 Jan., 1864	" "		93 10 0	8 10 0			
	35 10 0	Colin Mackenzie, late Clerk in the Supreme Court	" "	30 Sept., 1864		26 12 6	8 17 6			
	3 12 3	Merion Moriarty, late Port Master .....	" "	10 Jan., 1864		3 12 3				
	143 19 9	J. J. Galloway, late District Surveyor .....	" "	30 June, 1864		71 19 10	71 19 10			
10 0 0	40 0 0	O. Homersham, late Clerk, Customs Department ..	1 Oct., 1863	30 Sept., 1864	10 0 0	30 0 0	10 0 0	0 0 1		
	28 4 0	Thomas Hinton, late Porter, Customs Department	1 Jan., 1864	30 Nov., 1864		25 17 0	2 7 0			
	28 16 0	John Brennan, late Turnkey, Parramatta Gaol .....	" "	30 Sept., 1864		21 12 0	7 4 0			
	73 9 6	W. S. Wall, late Curator, Australian Museum .....	" "	30 Nov., 1864		67 6 7	6 2 5	0 0 6		
	24 5 6	W. Taylor, late Clerk of Petty Sessions, Wollongong	" "	30 Sept., 1864		18 4 0	6 1 4	0 0 2		
	366 13 4	W. C. Greville, late Clerk in the Colonial Secretary's Office .....	" "	31 Dec., 1864		366 13 0		0 0 4		
29 0 3	116 1 2	T. H. B. Venour, late Shipping Master .....	1 Oct., 1863	30 Sept., 1864	29 0 3	87 0 9	29 0 3	0 0 2		
	57 8 4	F. Garling, late Landing Waiter, Customs .....	1 Jan., 1864	30 Nov., 1864		52 12 4	4 15 8	0 0 4		
	40 12 6	D. Nash, late Warehouse-keeper, Customs .....	" "	" "		37 4 4	3 8 2			
	25 3 0	J. Bramwell, late Landing Waiter, Customs .....	" "	" "		23 1 1	2 1 11			
	114 11 8	J. G. N. Gibbes, late Collector of Customs .....	" "	30 Sept., 1864		85 18 9	28 12 11			
	216 13 4	J. M. Dillon, late Criminal Crown Solicitor .....	" "	" "		162 9 9	54 3 3	0 0 4		
	41 3 8	W. Flinn, late Turnkey, Bathurst Gaol .....	" "	" "		30 17 9	10 5 11			
	72 4 9	Charles Ormsby, late Superintendent of Penal Establishment at Cockatoo Island .....	" "	30 Nov., 1864		66 3 8	6 0 4	0 0 9		
	61 6 2	A. W. Rolleston, late Landing Waiter, Customs ..	" "	30 Sept., 1864		45 19 6	15 6 6	0 0 2		
	94 10 0	King Barton, late Clerk to the Governor General's Private Secretary .....	" "	" "		70 17 6	23 12 6			
	32 13 4	Thomas Reilly, late Sergeant to Governor General's Orderlies .....	" "	" "		24 10 0	8 3 4			
	313 16 6	W. Macpherson, late Clerk of the Legislative Council	" "	" "		313 16 6			In part only.	
778 3 9	13,950 0 0	TOTALS .....			773 7 0	8,928 0 4	1,576 12 10	3,450 3 7		

Audit Office, Sydney, New South Wales,  
25th September, 1865.

CHRIS. ROLLESTON,  
Auditor General.



NEW SOUTH WALES.

Schedule C, 18 & 19 Victoria, Cap. 54, & 26 Victoria, No. 19.

IN ACCOUNT CURRENT WITH THE CONSOLIDATED REVENUE FUND, 1ST JANUARY TO 31ST DECEMBER, 1864.

Dr.

Cr.

7-D

RECEIPTS.	ARREARS.			CURRENT.			DISBURSEMENTS.	ARREARS.			CURRENT.				
	£	s.	d.	£	s.	d.		£	s.	d.	£	s.	d.		
To Balance at the Credit of the following Communion, on 31st December, 1863, viz. :—							By Amount of Payments as per Account of Consolidated Revenue Fund for 1864, viz. :—								
Church of England.....	1,763	1	10				Church of England.....	1,951	4	2	13,640	1	3		
Roman Catholic Church .....	935	15	0				Presbyterian Church.....				2,614	6	8		
To Surcharge recovered .....	100	0	0				Wesleyan Methodist Church .....				1,179	7	9		
To Revenue derived from the Bishopthorpe Estate, for 1863-4.....	220	13	5	506	4	2	Roman Catholic Church .....	908	6	8	7,325	12	4		
To Amount transferred from the Consolidated Revenue Fund, and apportioned to the undermentioned Communion, according to the Census of 1851, viz. :—							By Amount of Charges remaining unliquidated on 31st December, 1864, viz. :—								
Church of England .....				14,634	6	5	Church of England.....	32	11	1	1,260	15	7		
Presbyterian Church .....				2,852	15	11	Presbyterian Church .....				237	13	4		
Wesleyan Methodist Church .....				1,572	10	6	Wesleyan Methodist Church .....				393	2	7		
Roman Catholic Church .....				8,940	7	2	Roman Catholic Church .....	110	15	0	634	13	6		
TOTALS .....	£	3,019	10	3	28,506	4	2	By Balances reverted to the Consolidated Revenue Fund, under the operation of the Act 26 Victoria, No. 19, viz. :—							
								Church of England.....				239	13	9	
								Presbyterian Church.....				0	15	11	
								Wesleyan Methodist Church .....				0	0	2	
								Roman Catholic Church .....	16	13	4	980	1	4	
								TOTALS .....	£	3,019	10	3	28,506	4	2

13

Audit Office, Sydney, New South Wales,  
29th August, 1865.

CHRIS. ROLLESTON,  
Auditor General.

SCHEDULE C.

STATEMENT of the Expenditure, from the Colonial Treasury, of the Amount appropriated for defraying the Expenses of the several Services and Purposes specified in the Schedule C, annexed to the Act 18 & 19 Victoria, cap. 54, in the Year 1864.

STATION.	NAME.	SALARIES.	ALLOWANCES			TOTAL AMOUNT PAID			TOTAL.	
			In lieu of Forage for one Horse.	For Travelling Expenses.	In lieu of House Rent.	For the Service of Previous Years.	For the Service of the Year 1864.	TOTAL.		
		£ s. d.	£ s. d.	£ s. d.	£ s. d.	£ s. d.	£ s. d.	£ s. d.	£ s. d.	
CHURCH OF ENGLAND.										
<i>Diocese of Sydney.</i>										
		£ s. d.	£ s. d.	£ s. d.	£ s. d.	£ s. d.	£ s. d.	£ s. d.	£ s. d.	
The Bishop of Sydney and Metropolitan..	The Right Reverend F. Barker, D.D. ....	2,375 0 0	.....	.....	.....	625 0 0	1,750 0 0	2,375 0 0		
The Bishop of Goulburn .....	The Right Reverend M. Thomas, D.D. ....	126 17 7	.....	.....	.....	76 17 7	50 0 0	126 17 7		
Sydney.	Dean of Sydney .....	300 0 0	.....	.....	.....	25 0 0	275 0 0	300 0 0		
	St. Phillip's .....	160 0 0	.....	.....	.....	13 6 8	146 13 4	160 0 0		
	St. James' .....	200 0 0	.....	.....	.....	16 13 4	183 6 8	200 0 0		
	St. Andrew's .....	200 0 0	.....	.....	.....	16 13 4	183 6 8	200 0 0		
	St. Lawrence .....	200 0 0	.....	.....	.....	16 13 4	183 6 8	200 0 0		
	Trinity .....	200 0 0	.....	.....	.....	16 13 4	183 6 8	200 0 0		
	St. Mark's, Alexandria .....	Revd. G. W. Richardson .....	15 11 10	.....	.....	.....	15 11 10	.....	15 11 10	
		..... succeeded by .....		.....	.....	.....				
		Thomas Kenmis .....	116 13 4	.....	.....	.....	.....	116 13 4	116 13 4	
	Surry Hills .....	H. S. King .....	100 0 0	.....	.....	.....	25 0 0	75 0 0	100 0 0	
Appin .....	T. H. Wilkinson .....	150 0 0	.....	.....	.....	12 10 0	137 10 0	150 0 0		
Ashfield and Enfield .....	W. Lumsdaine .....	150 0 0	.....	.....	.....	12 10 0	137 10 0	150 0 0		
Balmain .....	W. Stack, B.A. ....	200 0 0	.....	.....	.....	16 13 4	183 6 8	200 0 0		
Bathurst .....	Thomas Sharpe, M.A. ....	200 0 0	45 15 0	.....	.....	28 3 4	217 11 8	245 15 0		
Berrima .....	J. S. Hassall .....	200 0 0	.....	.....	.....	16 13 4	183 6 8	200 0 0		
Braidwood .....	James Allan .....	200 0 0	.....	.....	.....	16 13 4	183 6 8	200 0 0		
Bungonia .....	E. B. Proctor .....	200 0 0	.....	.....	.....	16 13 4	183 6 8	200 0 0		
Camden .....	H. Tingcombe .....	200 0 0	.....	.....	.....	16 13 4	183 6 8	200 0 0		
Campbelltown .....	Edward Smith, B.A. ....	200 0 0	.....	.....	.....	16 13 4	183 6 8	200 0 0		
Camperdown .....	C. C. Kemp .....	200 0 0	.....	.....	.....	16 13 4	183 6 8	200 0 0		
Canbury .....	P. G. Smith, M.A. ....	150 0 0	.....	.....	.....	12 10 0	137 10 0	150 0 0		
Carcoar .....	J. A. Burke, B.A. ....	200 0 0	.....	.....	.....	16 13 4	183 6 8	200 0 0		
Chippendale .....	A. H. Stephen, B.A. ....	200 0 0	.....	.....	.....	16 13 4	183 6 8	200 0 0		
Cook's River .....	George King, M.A. ....	200 0 0	.....	.....	.....	16 13 4	183 6 8	200 0 0		
Cooma, Maneroo, and Auckland .....	Thomas Druitt .....	100 0 0	.....	.....	.....	8 6 8	91 13 4	100 0 0		
Collector and Gunning .....	D. P. M. Hulbert, M.A. ....	150 0 0	.....	.....	.....	12 10 0	137 10 0	150 0 0		
Dapto .....	W. W. Simpson, M.A. ....	200 0 0	.....	.....	.....	16 13 4	183 6 8	200 0 0		
Denham Court .....	G. N. Woodd, B.A. ....	200 0 0	.....	.....	.....	16 13 4	183 6 8	200 0 0		
Goulburn .....	W. Sowerby .....	200 0 0	.....	.....	.....	16 13 4	183 6 8	200 0 0		
Hunter's Hill and Lane Cove .....	G. E. Turner, S.C.L. ....	200 0 0	.....	.....	.....	16 13 4	183 6 8	200 0 0		
	Carried forward .....	£ 7,694 2 9	45 15 0	.....	.....	1,167 6 1	6,572 11 8	7,739 17 9		

STATEMENT OF EXPENDITURE UNDER SCHEDULE C.—continued.

STATION.	NAME.	SALARIES.	ALLOWANCES			TOTAL AMOUNT PAID.			TOTAL.
			In lieu of Forage for one Horse.	For Travelling Expenses.	In lieu of House Rent.	For the Service of Previous Years.	For the Service of the Year 1864.	TOTAL.	
		£ s. d.	£ s. d.	£ s. d.	£ s. d.	£ s. d.	£ s. d.	£ s. d.	
<i>CHURCH OF ENGLAND—continued.</i>									
<i>Diocese of Sydney—continued.</i>									
	Brought forward .....	£ 7,694 2 9	£ 45 15 0	.....	.....	1,167 6 1	6,572 11 8	7,739 17 9	
Kelso .....	Revd. William Lisle .....	200 0 0	.....	.....	.....	16 13 4	183 6 8	200 0 0	
Kiama .....	Thomas Wilson .....	200 0 0	.....	.....	.....	16 13 4	183 6 8	200 0 0	
Liverpool .....	C. F. D. Priddle .....	166 13 4	.....	.....	.....	8 6 8	158 6 8	166 13 4	
	(absent on leave.)								
	W. Hodgson .....	33 6 8	.....	.....	.....	8 6 8	25 0 0	33 6 8	
Marsfield .....	W. F. Gore, B.A. ....	216 13 4	.....	.....	.....	33 6 8	183 6 8	216 13 4	
Mulgoa and Greendale .....	George Vidal, B.A. ....	200 0 0	.....	.....	.....	16 13 4	183 6 8	200 0 0	
Mudgee .....	James Günther .....	200 0 0	.....	.....	.....	16 13 4	183 6 8	200 0 0	
Narellan .....	Thomas Hassall, M.A. ....	250 0 0	45 15 0	.....	.....	32 6 8	263 8 4	295 15 0	
Parramatta .....	R. L. King, B.A. ....	200 0 0	.....	.....	.....	16 13 4	183 6 8	200 0 0	
Penrith and South Creek .....	Elijah Smith .....	200 0 0	.....	.....	.....	16 13 4	183 6 8	200 0 0	
Picton .....	James Carter .....	80 17 0	.....	.....	.....	6 14 9	74 2 3	80 17 0	
Pitt Town .....	H. A. Palmer .....	200 0 0	.....	.....	.....	16 13 4	183 6 8	200 0 0	
Prospect .....	Thomas Donkin, B.D. ....	200 0 0	.....	.....	.....	16 13 4	183 6 8	200 0 0	
Queanbeyan .....	A. D. Soares .....	200 0 0	.....	.....	.....	16 13 4	183 6 8	200 0 0	
Richmond and Kurrajong .....	John Elder .....	200 0 0	.....	.....	.....	16 13 4	183 6 8	200 0 0	
St. Leonard's, North Shore .....	W. B. Clarke, M.A. ....	200 0 0	.....	.....	.....	16 13 4	183 6 8	200 0 0	
Sutton Forrest and Berrima .....	Thomas Horton .....	200 0 0	.....	.....	.....	16 13 4	183 6 8	200 0 0	
Wellington .....	H. D. H. Garvin, B.A. ....	150 0 0	.....	.....	.....	100 0 0	50 0 0	150 0 0	
Windsor .....	H. T. Stiles, M. A. ....	250 0 0	45 15 0	.....	.....	32 6 8	263 8 4	295 15 0	
Yass .....	Thomas Kemmis .....	83 6 8	.....	.....	.....	16 13 4	66 13 4	83 6 8	
	Total, Diocese of Sydney .....	£ 11,324 19 9	£ 137 5 0	.....	.....	1,605 7 6	9,856 17 3	11,462 4 9	11,462 4 9
<i>Diocese of Newcastle.</i>									
Bishop of Newcastle .....	The Right Revd. W. Tyrrell, D.D. ....	500 0 0	.....	.....	.....	41 13 4	458 6 8	500 0 0	
Armidale .....	Revd. S. Hungerford .....	100 0 0	.....	.....	.....	8 6 8	91 13 4	100 0 0	
Clarence River .....	A. E. Selwyn .....	100 0 0	.....	.....	.....	8 6 8	91 13 4	100 0 0	
Dungog .....	S. Simm .....	100 0 0	.....	.....	.....	8 6 8	91 13 4	100 0 0	
Falbrook and Jerry's Plains .....	W. W. Dove .....	200 0 0	.....	.....	.....	16 13 4	183 6 8	200 0 0	
Glen Innes .....	J. H. Johnson .....	100 0 0	.....	.....	.....	8 6 8	91 13 4	100 0 0	
Gosford .....	Alfred Glennie .....	200 0 0	.....	.....	.....	16 13 4	183 6 8	200 0 0	
Hexham and Alnwick .....	T. L. Dodd .....	129 0 8	.....	.....	.....	12 10 0	116 10 8	129 0 8	
Lochinvar .....	F. D. Bode .....	100 0 0	.....	.....	.....	8 6 8	91 13 4	100 0 0	
Lower Hawkesbury .....	F. White .....	200 0 0	.....	.....	.....	16 13 4	183 6 8	200 0 0	
Manning River .....	W. C. Hawkins .....	100 0 0	.....	.....	.....	8 6 8	91 13 4	100 0 0	
Maitland (East) .....	Lovick Tyrrell .....	200 0 0	.....	.....	.....	16 13 4	183 6 8	200 0 0	
	Carried forward .....	£ 2,029 0 8	.....	.....	.....	170 16 8	1,858 4 0	2,029 0 8	
	Carried forward .....	£ 11,324 19 9	£ 137 5 0	.....	.....	1,605 7 6	9,856 17 3	11,462 4 9	11,462 4 9

STATEMENT OF EXPENDITURE UNDER SCHEDULE C.—continued.

STATION.	NAME.	SALARIES.	ALLOWANCES			TOTAL AMOUNT PAID			TOTAL.
			In lieu of Forage for one Horse.	For Travelling Expenses.	In lieu of House Rent.	For the Service of Previous Years.	For the Service of the Year 1864.	TOTAL.	
		£ s. d.	£ s. d.	£ s. d.	£ s. d.	£ s. d.	£ s. d.	£ s. d.	
CHURCH OF ENGLAND—continued.									
Diocese of Newcastle—continued.									
	Brought forward .....	£ 11,324 19 9	137 5 0			1,605 7 6	9,856 17 3	11,462 4 9	11,462 4 9
	Brought forward .....	£ 2,029 0 8				170 16 8	1,858 4 0	2,029 0 8	
Maitland (West) .....	Revd. Robert Chapman .....	200 0 0				16 13 4	183 6 8	200 0 0	
	" J. R. Thackeray .....	100 0 0				8 6 8	91 13 4	100 0 0	
Morpeth, Hinton, and Middlehope .....	" Charles Walsh .....	200 0 0				16 13 4	183 6 8	200 0 0	
Murrurundi .....	" J. J. Nash, M.A. ....	100 0 0				8 6 8	91 13 4	100 0 0	
Muswellbrook .....	" W. E. White .....	200 0 0				16 13 4	183 6 8	200 0 0	
Newcastle .....	" G. C. Bode .....	100 0 0				8 6 8	91 13 4	100 0 0	
Paterson .....	" F. W. Addams .....	200 0 0				16 13 4	183 6 8	200 0 0	
Port Macquarie .....	" F. R. Kemp .....	150 0 0				12 10 0	137 10 0	150 0 0	
Raymond Terrace .....	" J. R. Blomfield .....	200 0 0				16 13 4	183 6 8	200 0 0	
Scone .....	" Coles Child, B.A. ....	200 0 0				16 13 4	183 6 8	200 0 0	
Singleton .....	" James Blackwood, B.A. ....	200 0 0				16 13 4	183 6 8	200 0 0	
Tamworth .....	" J. F. R. Whinfield .....	100 0 0				8 6 8	91 13 4	100 0 0	
Wollombi .....	" J. A. Greaves, M.A. ....	150 0 0				12 10 0	137 10 0	150 0 0	
	Total, Diocese of Newcastle ..	£ 4,129 0 8				345 16 8	3,783 4 0	4,129 0 8	4,129 0 8
PRESBYTERIAN CHURCH.									
	Pitt-street .....	183 6 8					183 6 8	183 6 8	
Sydney ..	St. Andrew's .....	183 6 8					183 6 8	183 6 8	
	Paddington .....	137 10 0					137 10 0	137 10 0	
	Woolloomooloo .....	137 10 0					137 10 0	137 10 0	
	North Shore .....	137 10 0					137 10 0	137 10 0	
Bathurst .....	Revd. James Fullerton, L.L.D. ....	12 10 0					12 10 0	12 10 0	
Campbelltown .....	" J. B. Laughton .....	137 10 0					137 10 0	137 10 0	
Goulburn .....	" William M'Kee .....	137 10 0					137 10 0	137 10 0	
Hinton .....	" William Ross .....	137 10 0					137 10 0	137 10 0	
Maitland .....	" Alexander M'Ewen .....	166 13 4					166 13 4	166 13 4	
Muswellbrook .....	" William Purves .....	183 6 8					183 6 8	183 6 8	
Mudgee .....	" Duncan Ross .....	93 10 0					93 10 0	93 10 0	
Newcastle .....	" Alexander M'Ewen .....	16 13 4					16 13 4	16 13 4	
Parramatta .....	" James Coutts, M.A. ....	137 10 0					137 10 0	137 10 0	
Paterson .....	" Thomas Craig .....	137 10 0					137 10 0	137 10 0	
Pitt Town .....	" Thomas Stirton .....	137 10 0					137 10 0	137 10 0	
Port Macquarie .....	" George Macfie .....	137 10 0					137 10 0	137 10 0	
Singleton .....	" Edward Holland .....	137 10 0					137 10 0	137 10 0	
Windsor .....	" James S. White .....	137 10 0					137 10 0	137 10 0	
Wollongong .....	" D. Moore .....	137 10 0					137 10 0	137 10 0	
	" Cunningham Atchison .....	125 0 0					125 0 0	125 0 0	
	Total, Presbyterian Church....	£ 2,614 6 8					2,614 6 8	2,614 6 8	2,614 6 8
	Carried forward .....	£ 18,068 7 1	137 5 0			1,951 4 2	16,254 7 11	18,205 12 1	18,205 12 1

640

STATEMENT OF EXPENDITURE UNDER SCHEDULE C.—continued.

STATION.	NAME.	SALARIES.	ALLOWANCES			TOTAL AMOUNT PAID			TOTAL.
			In lieu of Forage for one Horse.	For Travelling Expenses.	In lieu of House Rent.	For the Service of Previous Years.	For the Service of the Year 1864.	TOTAL.	
		£ s. d.	£ s. d.	£ s. d.	£ s. d.	£ s. d.	£ s. d.	£ s. d.	
WESLEYAN METHODIST CHURCH.									
	Brought forward .....	£ 18,068 7 1	137 5 0	.....	.....	1,951 4 2	16,254 7 11	18,205 12 1	18,205 12 1
Sydney	{ Prince-street Surry Hills	Rev. S. Rabone .....	150 0 0	.....	.....	.....	150 0 0	150 0 0	
Bathurst		" George Hurst .....	129 7 9	.....	.....	.....	129 7 9	129 7 9	
Camden		" W. Kelynack .....	112 10 0	.....	.....	.....	112 10 0	112 10 0	
Maitland		" G. Martin .....	112 10 0	.....	.....	.....	112 10 0	112 10 0	
Manning River		" Joseph Oram .....	112 10 0	.....	.....	.....	112 10 0	112 10 0	
Goulburn		" J. Somerville .....	112 10 0	.....	.....	.....	112 10 0	112 10 0	
Orange		" W. Curnow .....	112 10 0	.....	.....	.....	112 10 0	112 10 0	
Parramatta		" W. Clarke .....	112 10 0	.....	.....	.....	112 10 0	112 10 0	
Penrith		" B. Chapman .....	112 10 0	.....	.....	.....	112 10 0	112 10 0	
		" J. W. Dowson .....	112 10 0	.....	.....	.....	112 10 0	112 10 0	
	Total Wesleyan Church .....	£ 1,179 7 9	.....	.....	.....	.....	1,179 7 9	1,179 7 9	1,179 7 9
ROMAN CATHOLIC CHURCH.									
Sydney	{ Archbishop .....	The Very Revd. John Bede Polding, D. D. ...	800 0 0	.....	40 0 0	.....	106 13 4	733 6 8	840 0 0
	{ Vicar General .....	" S. A. Sheehy .....	300 0 0	.....	10 0 0	.....	35 0 0	275 0 0	310 0 0
	{ St. Mary's .....	" J. C. Sumner .....	200 0 0	.....	.....	.....	16 13 4	183 6 8	200 0 0
	{ St. Patrick's .....	The Ven. Archdeacon J. M'Encroe .....	200 0 0	.....	10 0 0	.....	26 13 4	183 6 8	210 0 0
	{ St. Benedict's .....	Rev. M. A. Corish .....	116 13 4	.....	20 0 0	.....	36 13 4	100 0 0	136 13 4
	{ Surry Hills .....	" John Sheridan .....	200 0 0	.....	.....	.....	16 13 4	183 6 8	200 0 0
Albury		" Cornelius Twomey .....	150 0 0	.....	.....	.....	12 10 0	137 10 0	150 0 0
Appin		" Patrick Magennis .....	200 0 0	.....	.....	.....	16 13 4	183 6 8	200 0 0
Armidale		" J. T. Lynch .....	150 0 0	.....	.....	.....	12 10 0	137 10 0	150 0 0
Balmain		" J. J. Therry .....	62 10 0	.....	.....	.....	12 10 0	50 0 0	62 10 0
Bathurst		" J. Grant, D.D. .....	47 2 6	.....	.....	.....	16 13 4	30 9 2	47 2 6
Berrima		" W. Lanigan .....	150 0 0	.....	.....	.....	12 10 0	137 10 0	150 0 0
Braidwood		" Edward O'Brien .....	150 0 0	.....	.....	.....	12 10 0	137 10 0	150 0 0
Brisbane Water		" P. J. Quinlivan .....	150 0 0	.....	.....	.....	12 10 0	137 10 0	150 0 0
Bungonia		" Eugene Luckie .....	150 0 0	.....	.....	.....	12 10 0	137 10 0	150 0 0
Camden		Very Rev. J. Rigney .....	150 0 0	.....	.....	.....	12 10 0	137 10 0	150 0 0
	Carried forward .....	£ 3,176 5 10	.....	80 0 0	.....	371 13 4	2,884 12 6	3,256 5 10	
	Carried forward .....	£ 19,247 14 0	137 5 0	.....	.....	1,951 4 2	17,433 15 8	19,384 19 10	19,384 19 10

7-D

STATEMENT OF EXPENDITURE UNDER SCHEDULE C.—continued.

STATION.	NAME.	SALARIES.	ALLOWANCES			TOTAL AMOUNT PAID			TOTAL.
			In lieu of Forage for one Horse.	For Travelling Expenses.	In lieu of House Rent.	For the Service of Previous Years.	For the Service of the Year 1864.	TOTAL.	
		£ s. d.	£ s. d.	£ s. d.	£ s. d.	£ s. d.	£ s. d.	£ s. d.	
ROMAN CATHOLIC CHURCH—contd.									
	Brought forward .....	£ 19,247 14 10	137 5 0	.....	.....	1,951 4 2	17,433 15 8	19,384 19 10	19,384 19 10
	Brought forward .....	£ 3,176 5 10	.....	80 0 0	.....	371 13 4	2,884 12 6	3,256 5 10	
Campbelltown .....	Revd. J. P. Roche .....	200 0 0	.....	.....	.....	16 13 4	183 6 8	200 0 0	
Carcoar .....	" Timothy M'Carthy .....	200 0 0	.....	.....	.....	16 13 4	183 6 8	200 0 0	
Cooma .....	" Patrick Newman .....	150 0 0	.....	.....	.....	12 10 0	137 10 0	150 0 0	
Deniliquin .....	" B. H. Power .....	.....	.....	20 0 0	.....	20 0 0	.....	20 0 0	
Glebe .....	" J. H. A. Curtis .....	16 13 4	.....	.....	.....	8 6 8	8 6 8	16 13 4	
Goulburn .....	" Michael M'Alroy .....	200 0 0	.....	.....	.....	16 13 4	183 6 8	200 0 0	
Grafton .....	" W. X. Johnson .....	100 0 0	.....	.....	.....	8 6 8	91 13 4	100 0 0	
Hartley .....	" James Phelan .....	150 0 0	.....	.....	.....	12 10 0	137 10 0	150 0 0	
Kelso .....	" Peter O'Farrell .....	200 0 0	.....	.....	.....	16 13 4	183 6 8	200 0 0	
Kiama .....	" M. Flanagan .....	150 0 0	.....	.....	.....	12 10 0	137 10 0	150 0 0	
Liverpool .....	" Peter Young .....	200 0 0	.....	.....	.....	16 13 4	183 6 8	200 0 0	
Maitland (East) .....	" J. Kenny .....	200 0 0	.....	.....	.....	16 13 4	183 6 8	200 0 0	
Maitland (West) .....	" Jerome Keating .....	200 0 0	.....	.....	.....	16 13 4	183 6 8	200 0 0	
Millendary .....	" Patrick Birch .....	150 0 0	.....	20 0 0	.....	32 10 0	137 10 0	170 0 0	
Mudgee .....	" Calaghan M'Carthy .....	150 0 0	.....	.....	.....	12 10 0	137 10 0	150 0 0	
Macdonald River .....	" John Maher .....	150 0 0	.....	.....	.....	12 10 0	137 10 0	150 0 0	
Newtown .....	" J. N. Quirk .....	100 0 0	.....	.....	.....	8 6 8	91 13 4	100 0 0	
Newcastle .....	" C. V. Dowling .....	150 0 0	.....	.....	.....	12 10 0	137 10 0	150 0 0	
Orange .....	" Edmund Athy .....	150 0 0	.....	20 0 0	.....	32 10 0	137 10 0	170 0 0	
Parramatta .....	" Patrick Kenyon .....	200 0 0	.....	.....	.....	16 13 4	183 6 8	200 0 0	
Penrith .....	" Michael Brennan .....	178 9 10	.....	.....	.....	16 13 4	161 16 6	178 9 10	
Petersham .....	" James M'Girr .....	112 10 0	.....	.....	.....	12 10 0	100 0 0	112 10 0	
Queanbeyan .....	" Patrick White .....	200 0 0	.....	.....	.....	16 13 4	183 6 8	200 0 0	
Raymond Terrace .....	" J. T. Dunn .....	150 0 0	.....	.....	.....	12 10 0	137 10 0	150 0 0	
Ryde .....	" C. M. Joly .....	150 0 0	.....	.....	.....	12 10 0	137 10 0	150 0 0	
St. Leonard's .....	" Peter O'Farrell .....	150 0 0	.....	.....	.....	12 10 0	137 10 0	150 0 0	
Shoalhaven .....	" D. J. D'Arcy .....	150 0 0	.....	.....	.....	12 10 0	137 10 0	150 0 0	
Wellington .....	" H. N. Woolfrey .....	150 0 0	.....	.....	.....	12 10 0	137 10 0	150 0 0	
Windsor .....	" Patrick Hallinan, D.D. .....	200 0 0	.....	.....	.....	16 13 4	183 6 8	200 0 0	
Wollongong .....	Very Revd. D. V. M. O'Connell .....	200 0 0	.....	10 0 0	.....	26 13 4	183 6 8	210 0 0	
Yass .....	James Hanly .....	200 0 0	.....	20 0 0	.....	36 13 4	183 6 8	220 0 0	
	Revd. T. O'Neill .....	.....	.....	10 0 0	.....	10 0 0	.....	10 0 0	
	" J. Cooke .....	.....	.....	10 0 0	.....	10 0 0	.....	10 0 0	
	" J. Foley .....	.....	.....	10 0 0	.....	10 0 0	.....	10 0 0	
	Total, Roman Catholic Church .....	£ 8,033 19 0	.....	200 0 0	.....	908 6 8	7,325 12 4	8,233 19 0	8,233 19 0
	TOTAL EXPENDITURE .....	£ 27,281 13 10	137 5 0	200 0 0	.....	2,859 10 10	24,759 8 0	27,618 18 10	27,618 18 10



---

---

NEW SOUTH WALES.

---

CONSOLIDATED REVENUE FUND.

---

ACCOUNT

OF

RECEIPTS AND DISBURSEMENTS

IN THE YEAR

1864.

---

---

CONSOLIDATED REVENUE FUND ACCOUNT CURRENT, FOR THE YEAR 1864.

Dr.

Cr.

RECEIPTS.	AMOUNT.	DISBURSEMENTS.	AMOUNT.
REVENUE ACCOUNT.		REVENUE ACCOUNT.	
To Receipts in the Year 1864, as per Statement No. 1...	1,661,805 16 9	By Balance at the Debit of the Consolidated Revenue Account, on the 31st December, 1863	66,883 7 4
To Issues on Account—		By Payments in the Year 1864, as per Statement No. 2	1,845,477 18 5
Balance of Adjustments over Advances to Public Officers	3,911 6 7		
To Balance at the Debit of the Consolidated Revenue Account, on the 31st December, 1864	246,644 2 5		
TOTAL, REVENUE ACCOUNT	£ 1,912,361 5 9	TOTAL, REVENUE ACCOUNT	£ 1,912,361 5 9
LOANS' ACCOUNT.		LOANS' ACCOUNT.	
To Cash Balance at the Credit of the Loans' Account, on the 31st December, 1863	155,911 15 3	By Payments in the Year 1864, as per Statement No. 3	464,656 3 3
To Receipts in the Year 1864, as per Statement No. 3	290,982 18 1	By Issues on Account—	
To Balance at the Debit of the Loans' Account, on the 31st December, 1864	88,478 3 7	Balance of Advances over Adjustments to Public Officers in 1864	£ 2,637 12 5
		Railway Store Purchases in excess of Issues, in 1864	68,079 1 3
TOTAL, LOANS' ACCOUNT	£ 535,372 16 11	TOTAL, LOANS' ACCOUNT	£ 535,372 16 11
TOTAL, CONSOLIDATED REVENUE FUND	£ 2,447,734 2 8	TOTAL, CONSOLIDATED REVENUE FUND	£ 2,447,734 2 8

*Audit Office, Sydney, New South Wales,  
17th October, 1865.*

CHRIS. ROLLESTON,  
*Auditor General.*

647

No. 1.

## STATEMENT OF RECEIPTS

IN THE YEAR 1864,

ON ACCOUNT OF THE CONSOLIDATED REVENUE FUND.

HEAD OF REVENUE.	AMOUNT.	TOTAL.
	£ s. d.	£ s. d.
<b>CUSTOMS.</b>		
Spirits ... ..	319,398 13 0	
Wine ... ..	22,773 11 10	
Ale, Porter, and Beer of all sorts ... ..	8,965 1 8	
Tobacco, Snuff, and Cigars ... ..	68,000 7 9	
Tea ... ..	45,068 15 4	
Sugar and Molasses ... ..	54,848 3 10	
Coffee and Chicory ... ..	8,998 8 4	
Opium ... ..	6,282 5 10	
Ad Valorem Duties ... ..	4,110 5 11	
		538,445 13 6
DUTY ON REFINED SUGAR AND MOLASSES ... ..		15,900 0 0
DUTY ON SPIRITS DISTILLED IN THE COLONY ... ..		10,085 8 6
<b>GOLD REVENUE.</b>		
Duty on Gold— { Collected by the Collector of Customs ... ..	2,375 0 8	
{ Collected by the Deputy Master of the Royal Mint ... ..	18,771 15 7	
Miners' Rights ... ..	7,226 5 0	
Business Licenses ... ..	961 10 0	
Leases of Auriferous Tracts ... ..	1,075 0 0	
Fees for Escort and Conveyance of Gold, &c. ... ..	5,413 10 9	
		35,823 2 0
MINT RECEIPTS ... ..		26,895 15 1
<b>LAND REVENUE.</b>		
Land Sales— { Auction Sales ... ..	57,637 3 11	
{ Selections ... ..	13,402 16 0	
{ Conditional Purchases ... ..	41,679 4 10	
Rents of Land ... ..	89,918 6 3	
Increased Assessment and Rent of Runs, 22 Victoria, No. 17 ... ..	90,433 2 0	
Quit Rents ... ..	434 11 10	
Survey of Land ... ..	13 5 0	
Licenses to cut Timber and make Bricks, &c., on Crown Lands ... ..	2,231 5 0	
Mineral Leases ... ..	927 11 6	
Miscellaneous ... ..	1,188 17 6	
		297,866 3 10
POSTAGE ... ..		67,722 0 0
<b>LICENSES.</b>		
To Wholesale Spirit Dealers ... ..	5,990 0 0	
To Auctioneers ... ..	1,435 2 0	
To Bonded Storekeepers ... ..	3,597 1 10	
To Retail Fermented and Spirituous Liquors ... ..	59,764 4 5	
Billiard and Bagatelle ... ..	2,605 0 0	
To Distillers and Rectifiers ... ..	60 0 0	
To Hawkers and Pedlars ... ..	604 14 4	
To Pawnbrokers ... ..	280 0 0	
Colonial Wine, Cider, and Perry ... ..	67 0 0	
All other Licenses ... ..	462 18 0	
		74,866 0 7
Carried forward ... ..	£	1,067,604 3 6

## STATEMENT OF RECEIPTS IN THE YEAR 1864,

HEAD OF REVENUE.	AMOUNT.	TOTAL.
	£ s. d.	£ s. d.
Brought forward .....		1,067,604 3 6
<b>FEES OF OFFICE.</b>		
On Commissions to Public Officers .....	15 15 0	
On Certificates of Naturalization .....	123 14 0	
On the Preparation and Enrolment of Title Deeds	2,249 5 0	
Registrar General .....	3,169 3 10	
Prothonotary of Supreme Court .....	2,595 5 7	
Master in Equity .....	1,103 6 2	
Curator of Intestate Estates .....	246 13 5	
Insolvent Court .....	1,761 16 6	
Sheriff .....	657 17 3	
District Courts .....	4,896 1 4	
Courts of Petty Sessions .....	2,560 14 0	
Water Police Court .....	578 13 8	
Shipping Masters .....	2,876 15 9	
Steam Navigation Board .....	281 0 0	
Court of Claims .....	37 7 0	
Under Gold Fields Act .....	45 0 0	
Slaughtering Fees, Glebe Island Abattoirs .....	1,082 7 9	
Other Fees .....	418 2 0	
		24,698 18 3
<b>FINES AND FORFEITURES.</b>		
Sheriff .....	553 5 8	
Courts of Petty Sessions .....	3,037 18 6	
Water Police Court .....	212 16 2	
For the Unauthorized Occupation of Crown Lands .....	560 18 3	
Crown's share of Seizures by the Departments of Customs and		
Distilleries .....	56 4 8	
Proceeds of Sale of Confiscated and Unclaimed Property .....	406 6 3	
Other Fines .....	180 16 1	
		5,008 5 7
<b>RENTS—EXCLUSIVE OF LAND.</b>		
Tolls and Ferries .....	708 18 2	
Tolls (Main Roads' Act, 1858) .....	20,978 11 9	
Wharves .....	3,463 4 6	
Military Canteen, Sydney .....	52 0 0	
Government Buildings and Premises .....	291 8 7	
Glebe Island Bridge .....	158 8 3	
Glebe Island Abattoirs .....	1,104 0 10	
		26,756 12 1
<b>RAILWAYS.</b>		
Railway Tolls .....	144,960 14 1	
Railway Miscellaneous Receipts:—		
Sale of Property .....	234 19 4	
Advertising in Carriages .....	259 13 1	
Rents .....	97 14 9	
Hire of Machinery .....	205 15 9	
Unclaimed Wages .....	41 13 11	
Fines, &c. .....	6 9 6	
Other Miscellaneous Receipts .....	5 18 8	
	852 5 0	
		145,812 19 1
<b>ELECTRIC TELEGRAPH RECEIPTS</b> .....		30,753 4 4
<b>PILOTAGE.</b>		
Port Jackson .....	8,398 5 8	
Out Ports .....	6,593 7 1	
		14,991 12 9
<b>HARBOUR DUES</b> .....		1,544 7 2
<b>FEES ON CERTIFICATES OF COMPETENCY TO MASTERS OF VESSELS</b> .....		625 10 0
<b>TONNAGE DUES, NEWCASTLE</b> .....		4,686 6 9
<b>TONNAGE DUES, WOLLONGONG</b> .....		73 12 0
<b>TONNAGE DUES, KIAMA</b> .....		32 3 0
Carried forward .....	£	1,322,587 14 6

## ON ACCOUNT OF THE CONSOLIDATED REVENUE FUND.

HEAD OF REVENUE.	AMOUNT.	TOTAL.
	£ s. d.	£ s. d.
Brought forward . . . . .		1,322,587 14 6
INTEREST ON CITY DEBENTURES . . . . .		15,000 0 0
RATES UNDER THE CHINESE IMMIGRANTS REGULATION AND RESTRICTION ACT OF 1861 . . . . .		250 0 0
COMMISSION ON MONEY ORDERS . . . . .		1,201 6 6
PROCEEDS OF TREASURY BILLS, inclusive of £100,000 received under a Contract made with the Bank of New South Wales, pursuant to Clause 12 of the Treasury Bills Act, 27 Victoria, No. 8 . . . . .		270,543 4 5
INTEREST ACCRUED ON TREASURY BILLS AT DATE OF SALE . . . . .		2,137 6 4
MISCELLANEOUS RECEIPTS.		
Sale of Government Property . . . . .	6,876 8 6	
Sale of Government Stores . . . . .	1,532 19 10	
For the support of Patients in the Lunatic Asylums . . . . .	1,223 12 2	
Collections by the Government Printer . . . . .	2,471 16 3	
For Work performed by Prisoners in Gaol . . . . .	1,161 11 2	
Rateable proportion of the Expenses of Imperial Convicts for the Years 1859, 1860, and 1863, received from the British Treasury . . . . .	4,149 1 7	
Contributions by the Ordnance Department towards the Expense of the Gunpowder Magazine . . . . .	64 11 8	
For advertising Intestate Estates in the <i>London Gazette</i> . . . . .	20 0 0	
For Military Washing and Barrack Damages . . . . .	19 8 6	
Repayment of Expenses incurred for docking Vessels at the Fitz Roy Dry Dock . . . . .	1,761 18 4	
Store Rent of Gunpowder . . . . .	884 0 8	
Fees on presenting Private Bills to Parliament . . . . .	75 0 0	
Fees on Letters of Registration . . . . .	340 0 0	
For Arms and Accoutrements lost or destroyed by the Police . . . . .	51 8 5	
Amount of unclaimed Costs due to Complainants and Informers . . . . .	51 16 8	
Unclaimed balances of Insolvent Estates . . . . .	806 9 7	
Unclaimed balances of Intestate Estates . . . . .	2,425 0 8	
Sale of Alpacas . . . . .	1,468 15 0	
Sale of Alpaca Wool . . . . .	99 6 9	
Proceeds of Sale of overplus supply of Seed Wheat to Settlers . . . . .	69 18 5	
Amount received for the services of Tide Waiters employed in vessels after the time allowed by law . . . . .	76 14 6	
Proceeds of Sale of Overtime Goods held in Queen's Warehouse . . . . .	41 11 10	
Cost of Excise Supervision of Brisbane Bonded Sugar Refinery . . . . .	1,401 13 4	
Cost of Cattle delivered to Mr. G. H. Green, having been illegally seized by Mr. A. Bruce . . . . .	78 7 0	
Amount received from the Comptroller of the Military and Volunteer Pay Department at Auckland, for Uniforms supplied to Privates of the Auckland Military . . . . .	10 19 0	
Repayment of Amount advanced to carry on the Money Order Business . . . . .	1,000 0 0	
Surcharges recovered . . . . .	335 1 9	
Interest on Public Moneys received from the following Banks, in which they have been deposited, viz. :—		
Oriental Bank Corporation, London . . . . .	1,703 14 8	
Oriental Bank Corporation, Sydney . . . . .	3,793 2 11	
Bank of New South Wales . . . . .	5,551 13 1	
	11,048 10 8	
Other Miscellaneous Receipts . . . . .	182 8 8	
		39,728 10 11
COLLECTIONS UNDER THE SCAB IN SHEEP ACT OF 1863, 27 Victoria, No. 6 . . . . .		9,630 16 6
SCHEDULE C. Revenue derived from the Bishopthorpe Estate, 1863-4 . . . . .		726 17 7
TOTAL . . . . .	£	1,661,805 16 9

Audit Office, Sydney, New South Wales,  
30th August, 1865.

CHRIS. ROLLESTON,  
Auditor General.



No. 2.

ABSTRACT OF DISBURSEMENTS,  
IN THE YEAR 1864,  
OUT OF THE CONSOLIDATED REVENUE FUND,  
AS DETAILED IN THE ANNEXED STATEMENT.

PAGE.	HEAD OF SERVICE.	CHARGED ON APPROPRIATIONS FOR			TOTAL.
		Previous Years.	1863.	1864.	
		£ s. d.	£ s. d.	£ s. d.	£ s. d.
26	I.—SCHEDULES TO IMPERIAL ACT, 18 & 19				
	VICTORIÆ, CAP. 54 .. .. .	200 0 0	3,432 17 10	52,317 15 0	55,950 12 10
26	SUPPLEMENTS TO SCHEDULES A AND B.. .. .	.....	230 10 8	3,464 5 5	3,694 16 1
27	II.—EXECUTIVE AND LEGISLATIVE .. .. .	130 19 5	381 3 3	16,207 4 8	16,719 7 4
31	III.—THE PRINCIPAL SECRETARY .. .. .	16,490 19 1	56,110 17 3	448,705 11 7	521,307 7 11
32	IV.—ADMINISTRATION OF JUSTICE .. .. .	1,747 16 7	1,461 7 7	64,825 7 10	68,034 12 0
34	V.—TREASURER AND SECRETARY FOR				
	FINANCE AND TRADE .. .. .	8,967 0 3	47,432 3 4	237,891 3 10	294,290 7 5
36	VI.—SECRETARY FOR LANDS .. .. .	21,224 0 3	55,471 9 5	161,455 10 2	238,150 19 10
37	VII.—SECRETARY FOR PUBLIC WORKS .. .. .	8,627 3 8	49,775 15 4	283,264 19 4	341,667 18 4
	UNCLASSIFIED EXPENDITURE:—				
37	Interest on Loans .. .. .	.....	.....	252,609 7 8	} 305,661 16 8
38	Charges on Collections .. .. .	.....	.....	1,822 5 7	
38	Revenue and Receipts returned .. .. .	.....	.....	49,968 15 8	
38	Arrear Charges against Schedule A, part 3 .. .. .	1,261 7 9	.....	.....	
	TOTALS .. .. .	£ 58,649 7 0	214,296 4 8	1,572,532 6 9	1,845,477 18 5

Audit Office, Sydney, New South Wales,  
17th October, 1865.

CHRIS. ROLLESTON,  
Auditor General.

STATEMENT OF DISBURSEMENTS,  
IN THE YEAR 1864,  
OUT OF THE CONSOLIDATED REVENUE FUND.

HEAD OF SERVICE.	ESTABLISHMENTS.		OTHER SERVICES.	TOTAL PAYMENTS.	CHARGED ON APPROPRIATIONS FOR			
	Salaries.	Contingencies.			Previous Years.	1862.	1863.	1864.
<b>I.—Schedules to Imperial Act, 18 &amp; 19 Victoria, Cap. 54.</b>								
SCHEDULE A .. .. .	.....	.....	18,630 6 8	} 55,950 12 10 {	.....	.....	.....	18,630 6 8
SCHEDULE B .. .. .	.....	.....	9,701 7 4		.....	.....	773 7 0	8,928 0 4
SCHEDULE C .. .. .	.....	.....	27,618 18 10		.....	200 0 0	2,659 10 10	24,759 8 0
<b>Total, Schedules A, B, and C .. .. .</b>	<b>£ .. .. .</b>	<b>.....</b>	<b>55,950 12 10</b>	<b>55,950 12 10</b>	<b>.....</b>	<b>200 0 0</b>	<b>3,432 17 10</b>	<b>52,317 15 0</b>
<b>SUPPLEMENTS TO SCHEDULES A AND B.</b>								
<b>SCHEDULE A.</b>								
Chief Justice, 20 Victoria, No. 5 .. .. .	.....	.....	550 0 0	} 1,716 13 4 {	.....	.....	.....	550 0 0
Puisne Judges, do. .. .. .	.....	.....	916 13 4		.....	.....	.....	916 13 4
Colonial Treasurer, 20 Victoria, No. 18 .. .. .	.....	.....	250 0 0		.....	.....	.....	250 0 0
<b>SCHEDULE B.</b>								
Lady Forbes, Widow of Sir Francis Forbes, formerly Chief Justice .. .. .	.....	.....	150 0 0	} 1,978 2 9 {	.....	.....	.....	150 0 0
Lady Dowling, Widow of Sir James Dowling, late Chief Justice .. .. .	.....	.....	200 0 0		.....	.....	50 0 0	150 0 0
Lady Mitchell, Widow of the late Sir Thomas Mitchell, Surveyor General .. .. .	.....	.....	183 6 8		.....	.....	.....	183 6 8
Mrs. Anne Kinchela, Widow of the late Mr. Justice Kinchela .. .. .	.....	.....	125 0 0		.....	.....	50 0 0	75 0 0
Mrs. Anne Petrie, Daughter of the late Captain Flinders, R.N. .. .. .	.....	.....	100 0 0		.....	.....	25 0 0	75 0 0
Mr. E. R. Stack, late Master of the Benevolent Asylum .. .. .	.....	.....	100 0 0		.....	.....	.....	100 0 0
William Bland, in consideration of Public Services .. .. .	.....	.....	300 0 0		.....	.....	.....	300 0 0
A. W. Rolleston, late Landing Waiter, Customs .. .. .	.....	.....	15 6 6		.....	.....	15 6 6	.....
William Macpherson, late Clerk of the Legislative Council .. .. .	.....	.....	9 18 6		.....	.....	.....	9 18 6
G. N. Russell, late Tide Waiter, Customs .. .. .	.....	.....	29 5 9		.....	.....	.....	29 5 9
James Bean, late Messenger, Surveyor General's Office .. .. .	.....	.....	26 18 1		.....	.....	.....	26 18 1
Felix Short, late Storehouseman in the Colonial Storekeeper's Department .. .. .	.....	.....	35 15 11		.....	.....	.....	35 15 11
Samuel Raymond, late Prothonotary of the Supreme Court, and Curator of Intestate Estates .. .. .	.....	.....	148 19 3		.....	.....	.....	148 19 3
Patrick Plunkett, late Police Magistrate, Goulburn .. .. .	.....	.....	113 1 0		.....	.....	.....	113 1 0
Thomas Easton, late Foreman of Works, Fitz Roy Dry Dock .. .. .	.....	.....	84 10 4	.....	.....	.....	84 10 4	
Christopher M'Donald, late Turnkey, Maitland Gaol .. .. .	.....	.....	25 13 6	.....	.....	.....	25 13 6	
Michael O'Beirne, late Messenger, Sheriff's Department .. .. .	.....	.....	19 9 3	.....	.....	.....	19 9 3	
James Riley, late Sheriff's Bailiff at Goulburn .. .. .	.....	.....	32 11 9	.....	.....	.....	32 11 9	
Margaret Forster, late Matron, Goulburn Gaol .. .. .	.....	.....	10 19 3	.....	.....	.....	10 19 3	
H. Anderson, late Landing Waiter, Customs .. .. .	.....	.....	58 18 3	.....	.....	43 17 11	15 0 4	
Michael Coogan, late Night Watchman at the Parliamentary Buildings .. .. .	.....	.....	40 2 2	.....	.....	18 14 1	21 8 1	
W. J. Petit, late Principal Lightkeeper, Light-ship "Bramble" .. .. .	.....	.....	59 0 1	.....	.....	27 12 2	31 7 11	
Thomas M. Wright, late Clerk of Petty Sessions, Tenterfield .. .. .	.....	.....	39 8 8	.....	.....	.....	39 8 8	
C. Lovett, Widow of the late J. Lovett, Pilot and Coxswain of the Life Boat, Newcastle .. .. .	.....	.....	69 17 10	.....	.....	.....	69 17 10	
<b>Total, Supplements to Schedules A and B .. .. .</b>	<b>£ .. .. .</b>	<b>.....</b>	<b>3,694 16 1</b>	<b>3,694 16 1</b>	<b>.....</b>	<b>.....</b>	<b>230 10 8</b>	<b>3,464 5 5</b>



STATEMENT OF DISBURSEMENTS, &c.—continued.

HEAD OF SERVICE.	ESTABLISHMENTS.		OTHER SERVICES.	TOTAL PAYMENTS.	CHARGED ON APPROPRIATIONS FOR			
	Salaries.	Contingencies.			Previous Years.	1862.	1863.	1864.
<b>II.—Executive and Legislative.</b>								
HIS EXCELLENCY THE GOVERNOR-IN-CHIEF .. .. .	864 17 10	366 9 4	.....	1,231 7 2	.....	.....	50 14 3	1,180 12 11
EXECUTIVE COUNCIL .. .. .	607 18 4	106 8 10	.....	714 7 2	.....	.....	.....	714 7 2
LEGISLATIVE COUNCIL .. .. .	5,314 7 11	355 5 5	.....	5,669 13 4	113 0 0	17 19 5	0 5 0	5,538 8 11
LEGISLATIVE ASSEMBLY .. .. .	6,299 14 5	678 8 3	.....	6,978 2 8	.....	.....	.....	6,978 2 8
LEGISLATIVE COUNCIL AND ASSEMBLY .. .. .	644 2 8	207 16 4	.....	851 19 0	.....	.....	.....	851 19 0
PARLIAMENTARY LIBRARY .. .. .	897 0 0	376 18 0	.....	1,273 18 0	.....	.....	330 4 0	943 14 0
Total, Executive and Legislative .. .. .	£ 14,628 1 2	2,091 6 2	.....	16,719 7 4	113 0 0	17 19 5	381 3 3	16,207 4 8
<b>III.—The Principal Secretary.</b>								
PRINCIPAL SECRETARY .. .. .	4,665 3 3	5 1 10	.....	4,670 5 1	.....	.....	.....	4,670 5 1
<b>MILITARY.</b>								
Infantry .. .. .	.....	.....	3,621 12 9	7,224 15 5	.....	.....	1,085 13 11	2,535 18 10
Artillery .. .. .	.....	.....	3,603 2 8				.....	.....
VOLUNTEER CORPS .. .. .	.....	.....	4,187 4 0	4,187 4 0	.....	910 15 2	516 4 10	2,760 4 0
NAVAL BRIGADE .. .. .	.....	.....	918 11 10	918 11 10	.....	.....	.....	918 11 10
<b>POLICE UNDER THE POLICE REGULATION ACT, 25 Victoria, No. 16.</b>								
<b>Executive—</b>								
Inspector General .. .. .	2,570 16 8	65,987 3 2	.....	225,545 0 6	.....	178 4 7	22,341 5 10	169,580 12 1
Constabulary .. .. .	120,346 3 8							
Detective .. .. .	2,695 19 0							
<b>Judicial—</b>								
Police Magistrates .. .. .	17,133 4 7	386 3 8	.....	.....	.....	20 6 7	2,920 17 3	30,503 14 2
Police Clerks and Clerks of Petty Sessions .. .. .	15,920 9 9							
POLICE—(Arrears) .. .. .	81 14 4	2,380 14 4	.....	2,462 8 8	2,462 8 8	.....	.....	.....
<b>GAOLS AND PENAL ESTABLISHMENTS.</b>								
Sydney .. .. .	6,678 8 4	3,359 1 3	.....	10,037 9 7	.....	.....	240 0 2	9,797 9 5
Parramatta .. .. .	4,368 2 0	2,248 14 8	.....	6,616 16 8	.....	.....	189 6 5	6,427 10 3
Bathurst .. .. .	1,556 5 5	781 2 0	.....	2,337 7 5	.....	.....	.....	2,337 7 5
Maitland .. .. .	1,444 19 3	1,013 19 3	.....	2,458 18 6	.....	.....	150 19 3	2,307 19 3
Goulburn .. .. .	1,755 7 9	671 11 2	.....	2,426 18 11	.....	.....	.....	2,426 18 11
Berrima .. .. .	2,482 16 7	896 7 0	.....	3,379 3 7	.....	.....	.....	3,379 3 7
Yass .. .. .	728 13 4	216 4 11	.....	944 18 3	.....	.....	92 6 10	852 11 5
Wollongong .. .. .	497 10 0	341 16 1	.....	839 6 1	.....	.....	133 14 7	705 11 6
Albury .. .. .	563 16 8	612 15 7	.....	1,176 12 3	.....	.....	218 4 7	953 7 8
Gundagai .. .. .	137 5 0	.....	.....	137 5 0	.....	.....	34 10 0	102 15 0
Carried forward .. .. .	£ 184,131 15 7	78,900 14 11	12,330 11 3	275,363 1 9	2,462 8 8	1,109 6 4	28,697 4 9	243,094 2 0

STATEMENT OF DISBURSEMENTS, &c.—*continued.*

HEAD OF SERVICE.	ESTABLISHMENTS.		OTHER SERVICES.	TOTAL PAYMENTS.	CHARGED ON APPROPRIATIONS FOR					
	Salaries.	Contingencies.			Previous Years.	1862.	1863.	1864.		
<b>III.—The Principal Secretary—<i>continued.</i></b>										
Brought forward .. .. .	£ 184,131 15 7	78,900 14 11	12,330 11 3	275,363 1 9	2,462 8 8	1,109 6 4	28,697 4 9	243,094 2 0		
<b>GAOLS AND PENAL ESTABLISHMENTS—<i>continued.</i></b>										
Tamworth .. .. .	256 4 0	.....	.....	256 4 0	} 46,127 15 8	} .....	24 15 0	231 9 0		
Braidwood .. .. .	633 17 6	323 16 2	.....	957 13 8			.....	114 2 5	843 11 3	
Mudgee .. .. .	753 12 2	361 1 10	.....	1,114 14 0			.....	91 3 7	1,023 10 5	
Grafton .. .. .	377 18 0	93 18 8	.....	471 16 8			.....	104 11 11	367 4 9	
Orange .. .. .	256 4 0	.....	.....	256 4 0			.....	21 14 0	234 10 0	
Deniliquin .. .. .	531 2 4	248 18 2	.....	780 0 6			.....	32 12 2	747 8 4	
Armidale .. .. .	377 18 0	191 2 7	.....	569 0 7			.....	77 13 4	491 7 3	
Eden .. .. .	377 18 0	84 13 8	.....	462 11 8			.....	60 17 4	401 14 4	
Wagga Wagga .. .. .	496 17 0	134 4 3	.....	631 1 3			.....	76 2 1	554 19 2	
Windsor .. .. .	318 4 11	79 11 10	.....	397 16 9			.....	.....	397 16 9	
Tenterfield .. .. .	90 0 11	.....	.....	90 0 11			.....	8 9 9	81 11 2	
Wollington .. .. .	108 5 6	.....	.....	108 5 6			.....	.....	108 5 6	
Other Gaols, Country Districts	228 13 0	1,406 1 5	.....	1,634 14 5			.....	77 15 0	1,556 19 5	
Hulk "Harmony" .. .. .	62 12 7	458 14 6	.....	521 7 1			.....	521 7 1	.....	
Cockatoo Island .. .. .	5,120 6 3	2,201 15 6	.....	7,322 1 9			.....	7 10 6	7,314 11 3	
Visiting Justice, Sydney Gaol, and Penal Establishment, Cockatoo Island ..	199 6 8	.....	.....	199 6 8	.....	.....	199 6 8			
<b>MEDICAL.</b>										
Medical Board .. .. .	44 0 0	.....	.....	44 0 0	} 22,716 8 10	} .....	44 0 0	.....		
Vaccine Establishments*	2,645 13 5	22 1 8	.....	2,667 15 1			.....	5 16 8	1,468 7 1	1,193 11 4
Lunatic Asylums—										
Allowance to Medical Board	240 0 0	.....	.....	240 0 0			.....	.....	15 0 0	225 0 0
Tarban Creek .. .. .	3,588 14 2	6,321 12 9	.....	9,910 6 11			.....	.....	.....	9,910 6 11
Parramatta .. .. .	3,687 7 1	6,166 19 9	.....	9,854 6 10	.....	.....	118 0 0	9,736 6 10		
AUDITOR GENERAL .. .. .	4,687 17 9	69 0 0	.....	4,756 17 9	.....	.....	1 0 0	4,755 17 9		
REGISTRAR GENERAL .. .. .	6,554 14 2	3,584 17 8	.....	10,139 11 10	.....	.....	883 7 2	9,256 4 8		
OBSERVATORY .. .. .	1,508 0 10	229 19 1	.....	1,737 19 11	.....	.....	497 8 8	1,240 11 3		
MUSEUM—Curator .. .. .	250 0 0	.....	.....	250 0 0	.....	.....	.....	250 0 0		
COLONIAL AGENT .. .. .	1,000 0 0	300 0 0	.....	1,300 0 0	.....	.....	325 0 0	975 0 0		
Carried forward .. .. .	£ 218,527 3 10	101,179 4 5	12,330 11 3	332,036 19 6	2,462 8 8	1,115 3 0	33,268 1 10	295,191 6 0		

\* See page 31 for a further expense of £44 5s. 8d., paid as an unforeseen charge.

STATEMENT OF DISBURSEMENTS, &c.—continued.

HEAD OF SERVICE.	ESTABLISHMENTS.		OTHER SERVICES.	TOTAL PAYMENTS.	CHARGED ON APPROPRIATIONS FOR			
	Salaries.	Contingencies.			Previous Years.	1862.	1863.	1864.
III.—The Principal Secretary—continued.								
Brought forward .. .. .	£ 218,527 3 10	101,179 4 5	12,330 11 3	332,036 19 6	2,462 8 8	1,115 3 0	33,268 1 10	295,191 6 0
<b>EDUCATIONAL.</b>								
National Schools .. .. .	.....	.....	35,033 19 2	35,033 19 2	.....	.....	33 19 2	35,000 0 0
Denominational Schools .. .. .	.....	.....	47,947 2 4	47,947 2 4	5,185 18 0	5,557 4 4	5,120 13 4	32,083 6 8
Protestant Orphan School .. .. .	1,138 9 0	1,696 18 9	.....	2,835 7 9	.....	.....	.....	2,835 7 9
Roman Catholic Orphan School .. .. .	930 11 2	2,585 4 0	.....	3,565 15 2	.....	.....	385 16 0	3,179 19 2
Endowment of the University of Sydney, 14 Victoria, No. 31 .. .. .	.....	.....	5,000 0 0	.....	.....	.....	.....	5,000 0 0
Endowment of St. Paul's College, 18 Victoria, No. 37 .. .. .	.....	.....	500 0 0	.....	.....	.....	41 13 4	458 6 8
Endowment of St. John's College, 18 Victoria, No. 37 .. .. .	.....	.....	500 0 0	7,500 0 0	.....	.....	41 13 4	458 6 8
Endowment of the Sydney Grammar School, 18 Victoria .. .. .	.....	.....	1,500 0 0	.....	.....	.....	.....	1,500 0 0
ASYLUMS FOR THE INFIRM AND DESTITUTE .. .. .	.....	.....	9,308 16 6	9,308 16 6	.....	.....	783 18 2	8,524 18 4
<b>GRANTS IN AID.</b>								
Australian Museum Endowment .. .. .	.....	.....	* 1,300 0 0	.....	.....	.....	100 0 0	1,200 0 0
Sydney Mechanics' School of Arts .. .. .	.....	.....	200 0 0	.....	.....	.....	.....	200 0 0
In aid of the undermentioned Institutions, equal sums having been raised by Private Subscriptions, viz. :—								
St. Leonard's School of Arts .. .. .	.....	.....	100 2 0	.....	.....	.....	.....	100 2 0
Bathurst School of Arts .. .. .	.....	.....	123 15 0	.....	.....	.....	62 10 0	61 5 0
Albury School of Arts .. .. .	.....	.....	46 6 6	.....	.....	.....	.....	46 6 6
Goulburn School of Arts .. .. .	.....	.....	100 0 0	.....	.....	.....	.....	100 0 0
Armidale School of Arts .. .. .	.....	.....	61 8 0	.....	.....	.....	.....	61 8 0
Stroud School of Arts .. .. .	.....	.....	22 15 0	3,419 6 0	.....	.....	.....	22 15 0
Yass Mechanics' Institute .. .. .	.....	.....	57 5 6	.....	.....	.....	57 5 6	.....
Building Fund of the Tamworth Mechanics' Institute .. .. .	.....	.....	79 6 0	.....	.....	79 6 0	.....	.....
Building Fund of the Morpeth School of Arts .. .. .	.....	.....	500 0 0	.....	.....	.....	.....	500 0 0
Building Fund of the Camden School of Arts .. .. .	.....	.....	200 0 0	.....	.....	.....	.....	200 0 0
Building Fund of the Grafton School of Arts .. .. .	.....	.....	150 0 0	.....	.....	.....	.....	150 0 0
Building Fund of the Branxton Mechanics' Institute .. .. .	.....	.....	100 0 0	.....	.....	.....	100 0 0	.....
Building Fund of the Richmond School of Arts .. .. .	.....	.....	200 0 0	.....	.....	.....	.....	200 0 0
Acclimatization Society of New South Wales .. .. .	.....	.....	178 8 0	.....	.....	.....	178 8 0	.....
<b>CHARITABLE ALLOWANCES.</b>								
For the Support of Women and Children in the Benevolent Asylum, Sydney .. .. .	.....	.....	3,399 0 0	.....	.....	.....	907 0 0	2,492 0 0
For the support of Paupers in the Colonial Hospitals .. .. .	.....	.....	4,115 14 10	.....	.....	.....	1,429 3 4	2,686 11 6
In support of the Establishment of the Benevolent Society, Sydney, on condition of £1,000 being raised by Voluntary Contributions .. .. .	.....	.....	4,532 6 6	.....	.....	.....	4,282 6 6	250 0 0
For the support of Infants removed from the Benevolent Asylum, Sydney, to the Asylum for Destitute Children, at Randwick .. .. .	.....	.....	674 1 4	.....	.....	.....	168 10 4	505 11 0
Carried forward .. .. .	£ 220,646 4 0	105,461 7 2	128,260 17 11	441,647 6 5	7,648 6 8	6,751 13 4	46,960 18 10	393,007 10 3

\* £1,000 paid under 17 Victoria, No. 2.

STATEMENT OF DISBURSEMENTS, &c.—continued.

HEAD OF SERVICE.	ESTABLISHMENTS.		OTHER SERVICES.	TOTAL PAYMENTS.	CHARGED ON APPROPRIATIONS FOR			
	Salaries.	Contingencies.			Previous Years.	1862.	1863.	1864.
III.—The Principal Secretary—continued.								
Brought forward .. .. .	£ 220,646 4 0	105,461 7 2	128,260 17 11	441,647 6 5	7,648 6 8	6,751 13 4	46,960 18 10	393,007 10 3
CHARITABLE ALLOWANCES—continued.								
Completion of the Wing of the Destitute Children's Asylum, at Randwick ..	.....	.....	2,000 0 0	.....	.....	.....	.....	2,000 0 0
Erection of an additional Wing, and Quarters for the Officers and Servants, at the Sydney Infirmary ..	.....	.....	1,216 0 0	.....	.....	.....	.....	1,216 0 0
In aid of the undermentioned Institutions, equal [sums] having been raised by Private Subscriptions, viz. :—								
The Sydney Infirmary and Dispensary .. .. .	.....	.....	1,727 0 0	.....	.....	.....	.....	1,727 0 0
The Asylum for Destitute Children, at Randwick .. .. .	.....	.....	4,075 0 0	.....	.....	508 15 0	.....	3,566 5 0
The Deaf and Dumb Institution, Sydney .. .. .	.....	.....	250 0 0	.....	.....	.....	.....	250 0 0
The Benevolent Society, Singleton and Patrick's Plains .. .. .	.....	.....	250 0 0	.....	.....	50 0 0	200 0 0	.....
The Benevolent Society, Tamworth .. .. .	.....	.....	150 0 0	.....	.....	.....	150 0 0	.....
The Hospital and Benevolent Society, Penrith .. .. .	.....	.....	118 19 6	.....	.....	.....	118 19 6	.....
Erection of an Hospital at Wagga Wagga .. .. .	.....	.....	550 0 0	.....	.....	.....	550 0 0	.....
Erection of an Hospital at Newcastle .. .. .	.....	.....	1,000 0 0	.....	.....	1,000 0 0	.....	.....
Erection of an Hospital at Tenterfield .. .. .	.....	.....	350 0 0	.....	.....	.....	.....	350 0 0
Erection of an Hospital at Wollongong .. .. .	.....	.....	300 0 0	.....	.....	.....	.....	300 0 0
Erection of a Benevolent Asylum, Muswellbrook .. .. .	.....	.....	100 0 0	.....	.....	.....	100 0 0	.....
Erection of an Hospital at Grafton .. .. .	.....	.....	200 0 0	.....	.....	.....	200 0 0	.....
Erection of an Hospital at Bourke .. .. .	.....	.....	300 0 0	.....	.....	.....	.....	300 0 0
Hospital and Benevolent Society, Albury .. .. .	.....	.....	400 0 0	.....	.....	.....	.....	400 0 0
Repairs of the Hospital and Benevolent Asylum, Windsor .. .. .	.....	.....	350 0 0	.....	.....	.....	.....	350 0 0
Armidale and New England .. .. .	.....	.....	188 17 5	.....	.....	86 1 11	.....	102 15 6
Adelong .. .. .	.....	.....	150 0 0	30,435 4 4	.....	.....	.....	150 0 0
Bathurst .. .. .	.....	.....	407 10 6	.....	.....	84 11 11	.....	322 18 7
Braidwood .. .. .	.....	.....	122 10 0	.....	.....	.....	.....	122 10 0
Carcoar .. .. .	.....	.....	200 0 0	.....	.....	.....	200 0 0	.....
Deniliquin .. .. .	.....	.....	400 0 0	.....	.....	.....	200 0 0	200 0 0
Goulburn .. .. .	.....	.....	294 17 6	.....	.....	70 15 6	.....	224 2 0
Grafton .. .. .	.....	.....	150 0 0	.....	.....	.....	.....	150 0 0
Kiandra .. .. .	.....	.....	109 2 0	.....	.....	.....	109 2 0	.....
Maitland .. .. .	.....	.....	219 13 3	.....	.....	.....	30 18 0	188 15 3
Mudgee .. .. .	.....	.....	300 0 0	.....	.....	.....	100 0 0	200 0 0
Muswellbrook .. .. .	.....	.....	138 11 4	.....	.....	.....	.....	138 11 4
Newcastle .. .. .	.....	.....	190 9 0	.....	.....	.....	190 9 0	.....
Parramatta .. .. .	.....	.....	188 10 10	.....	.....	.....	90 1 4	98 9 6
Port Stephens .. .. .	.....	.....	10 0 0	.....	.....	.....	10 0 0	.....
Port Macquarie .. .. .	.....	.....	84 13 0	.....	.....	.....	26 17 9	57 15 3
Sofala .. .. .	.....	.....	107 17 0	.....	.....	.....	107 17 0	.....
Windsor .. .. .	.....	.....	200 0 0	.....	.....	.....	50 0 0	150 0 0
Wellington .. .. .	.....	.....	200 0 0	.....	.....	.....	100 0 0	100 0 0
Yass .. .. .	.....	.....	98 2 6	.....	.....	.....	98 2 6	.....
Young, Burrangong .. .. .	.....	.....	416 7 10	.....	.....	.....	300 0 0	116 7 10
Wagga Wagga .. .. .	.....	.....	200 0 0	.....	.....	.....	200 0 0	.....
Carried forward .. .. .	£ 220,646 4 0	105,461 7 2	145,974 19 7	472,082 10 9	7,648 6 8	7,801 13 4	50,843 10 3	405,789 0 6

STATEMENT OF DISBURSEMENTS, &c.—continued.

HEAD OF SERVICE.	ESTABLISHMENTS.		OTHER SERVICES.	TOTAL PAYMENTS.	CHARGED ON APPROPRIATIONS FOR				
	Salaries.	Contingencies.			Previous Years.	1862.	1863.	1864.	
<b>III.—The Principal Secretary—continued.</b>									
Brought forward .. ..	£ 220,646 4 0	105,461 7 2	145,974 19 7	472,082 10 9	7,648 6 8	7,801 13 4	50,843 10 3	405,789 0 6	
<b>MUNICIPAL INSTITUTIONS.</b>									
City of Sydney—in aid of the City Funds .. ..	.....	.....	15,000 0 0	} 35,941 7 10 {	.....	.....	5,000 0 0	10,000 0 0	
Preliminary Expenses of Municipal Institutions, 22 Victoria, No. 13 .. ..	.....	.....	74 5 5		.....	.....	.....	74 5 5	
Endowment of Municipal Institutions, 22 Victoria, No. 13 .. ..	.....	.....	20,867 2 5		.....	.....	.....	20,867 2 5	
<b>MISCELLANEOUS.</b>									
Expenses attending the preparation of the Electoral Lists .. ..	.....	.....	5,464 19 2	} 13,283 9 4 {	.....	.....	56 3 6	5,408 15 8	
Expense of Election of Members to serve in the Legislative Assembly .. ..	.....	.....	1,482 13 5		97 13 9	.....	.....	.....	1,384 19 8
Further Expense connected with the adequate representation of the Colony at the Exhibition of the Industry of All Nations, held in London in 1862 .. ..	.....	.....	249 10 11		249 10 11	.....	.....	.....	.....
Further Expense of the Second Military Expedition to Lambing Flat Gold Fields .. ..	.....	.....	203 16 6		.....	.....	203 16 6	.....	.....
Further Expense of the Maintenance of Troops at Lambing Flat Gold Fields .. ..	.....	.....	0 8 9		.....	0 8 9	.....	.....	.....
Purchase of Specimens of New South Wales Gold, for transmission to the Exhibition of London in 1862 .. ..	.....	.....	461 17 4		461 17 4	.....	.....	.....	.....
Relief to Sufferers by Floods { Various Districts .. ..	.....	.....	493 6 6		.....	.....	.....	.....	493 6 6
{ West Maitland .. ..	.....	.....	2,157 18 7		.....	.....	.....	.....	2,157 18 7
{ District of Gunnedah .. ..	.....	.....	85 9 6		.....	.....	.....	.....	85 9 6
{ ditto and Tamworth .. ..	.....	.....	40 0 0		.....	.....	.....	.....	40 0 0
{ Windsor .. ..	.....	.....	166 8 10	.....	.....	.....	.....	166 8 10	
{ District of Hawkesbury .. ..	.....	.....	1,200 15 0	.....	.....	.....	.....	1,200 15 0	
{ West Kempsey, Macleay River District .. ..	.....	.....	195 15 9	.....	.....	.....	.....	195 15 9	
Purchase of Materials for a Boat, to save lives and property during Flood at Tamworth .. ..	.....	.....	10 16 3	.....	.....	.....	.....	10 16 3	
Relief to Distressed Settlers in the Camden and Picton Districts .. ..	.....	.....	200 0 0	.....	.....	.....	.....	200 0 0	
Cost of Seed, Wheat and Oats supplied to Settlers in New South Wales .. ..	.....	.....	7 7 0	.....	.....	.....	7 7 0	.....	
Payment to John Cockerell, of the Balance of the proceeds of the Sale of his Goods .. ..	.....	.....	513 0 0	.....	.....	.....	.....	513 0 0	
Gratuity to Mrs. Sarah Kelly, widow of a Turnkey of the Maitland Gaol .. ..	.....	.....	50 0 0	.....	.....	.....	.....	50 0 0	
<b>Payments under the Vote for Unforeseen Expenses—</b>									
Cost, Freight, and other Expenses of Cotton Gins forwarded from Great Britain to this Colony .. ..	.....	.....	189 16 4	.....	181 8 4	.....	.....	8 8 0	
Salary and Fees paid to Government Vaccinators at Grafton and Morpeth .. ..	.....	.....	44 5 8	.....	.....	.....	.....	44 5 8	
Balance due by late Public Officers to the Australian Joint Stock Bank, written off .. ..	.....	.....	15 3 10	.....	.....	.....	.....	15 3 10	
Expense of conveying the Children of the Destitute Children's Asylum and their Friends by Special Railway Train to Homebush, in January, 1862 .. ..	.....	.....	50 0 0	.....	50 0 0	.....	.....	.....	
<b>Total, The Principal Secretary .. ..</b>	<b>£ 220,646 4 0</b>	<b>105,461 7 2</b>	<b>195,199 16 9</b>	<b>521,307 7 11</b>	<b>8,638 17 0</b>	<b>7,852 2 1</b>	<b>56,110 17 3</b>	<b>448,705 11 7</b>	

STATEMENT OF DISBURSEMENTS, &c.—*continued.*

HEAD OF SERVICE.	ESTABLISHMENTS.		OTHER SERVICES.	TOTAL PAYMENTS.	CHARGED ON APPROPRIATIONS FOR				
	Salaries.	Contingencies.			Previous Years.	1862.	1863.	1864.	
<b>IV.—Administration of Justice.</b>									
LAW OFFICERS .. .. .	3,945 11 2	557 9 5	.....	4,503 0 7	.....	.....	111 1 8	4,391 18 11	
SUPREME AND CIRCUIT COURTS .. .. .	5,331 6 2	5,545 19 11	.....	10,877 6 1	.....	.....	31 18 0	10,845 8 1	
SHERIFF .. .. .	4,308 10 5	2,324 0 3	.....	6,632 10 8	.....	.....	177 7 3	6,455 3 5	
INSOLVENT COURT .. .. .	2,447 13 4	.....	.....	2,447 13 4	.....	.....	.....	2,447 13 4	
DISTRICT COURTS .. .. .	14,598 11 2	2,743 0 4	.....	17,341 11 6	0 6 0	.....	266 0 10	17,075 4 8	
QUARTER SESSIONS .. .. .	3,792 13 7	7,504 19 0	.....	11,297 12 7	.....	.....	43 2 10	11,254 9 9	
CORONERS .. .. .	491 17 4	2,889 18 9	.....	3,381 16 1	7 12 4	17 9 0	828 11 6	2,528 3 3	
COURT OF CLAIMS .. .. .	.....	.....	145 4 0	145 4 0	.....	.....	.....	145 4 0	
<b>MISCELLANEOUS.</b>									
Verdict, and other Expenses in the case Robertson <i>ats.</i> Dumaresq .. .. .	.....	.....	7,321 9 0	} 11,407 17 2	.....	.....	.....	7,321 9 0	
Law Expenses in the case Graham and others <i>v.</i> Berry .. .. .	.....	.....	1,000 0 0		.....	.....	.....	1,000 0 0	
Law Expenses in the case Berry <i>v.</i> Graham .. .. .	.....	.....	1,722 9 3		.....	1,722 9 3	.....	.....	
Law Expenses in the case Pierce <i>v.</i> Bruce, seizure of contraband cattle .. .. .	.....	.....	309 1 0		.....	.....	.....	309 1 0	
Law Expenses in the case of the Attorney General <i>v.</i> Eagar, Church and School Lands .. .. .	.....	.....	290 4 1		.....	.....	.....	290 4 1	
Law Expenses in the case of the Queen <i>ats.</i> Holdsworth and others, Moruya Breakwater Works .. .. .	.....	.....	500 19 8		.....	.....	.....	500 19 8	
Payments under the Vote for Unforeseen Expenses—	.....	.....	.....		.....	.....	.....	.....	.....
Law Expenses in the case of the Attorney General <i>v.</i> Robinson .. .. .	.....	.....	3 5 6		.....	.....	3 5 6	.....	
Travelling Expenses of a Treasury Clerk to Wagga Wagga, to give evidence in the case of the Queen <i>v.</i> Shelley .. .. .	.....	.....	43 18 8		.....	.....	.....	43 18 8	
Allowance paid to Messrs. Wilkinson and Owen, as Law Reporters .. .. .	.....	.....	62 10 0		.....	.....	.....	62 10 0	
Law Expenses in the case of the Queen <i>ats.</i> Campbell .. .. .	.....	.....	100 0 0	.....	.....	.....	100 0 0		
Fee to Mr. Edward Lee, as Crown Prosecutor at Courts of Quarter Sessions .. .. .	.....	.....	54 0 0	.....	.....	.....	54 0 0		
<b>Total, Administration of Justice .. .. .</b>	<b>£ 34,916 3 2</b>	<b>21,565 7 8</b>	<b>11,553 1 2</b>	<b>68,034 12 0</b>	<b>7 18 4</b>	<b>1,739 18 3</b>	<b>1,461 7 7</b>	<b>64,825 7 10</b>	
<b>V.—Treasurer and Secretary for Finance and Trade.</b>									
TREASURY .. .. .	6,702 12 3	32 7 8	.....	6,734 19 11	.....	.....	1 11 0	6,733 8 11	
CUSTOMS .. .. .	21,785 3 6	3,193 0 0	.....	24,978 3 6	.....	.....	27 0 6	24,951 3 0	
DISTILLERIES AND REFINERIES .. .. .	2,556 3 4	110 17 0	.....	2,667 0 4	.....	.....	.....	2,667 0 4	
<b>Carried forward .. .. .</b>	<b>£ 31,043 19 1</b>	<b>3,336 4 8</b>	<b>.....</b>	<b>34,380 3 9</b>	<b>.....</b>	<b>.....</b>	<b>28 11 6</b>	<b>34,351 12 3</b>	

656

STATEMENT OF DISBURSEMENTS, &c.—continued.

HEAD OF SERVICE.	ESTABLISHMENTS.		OTHER SERVICES.	TOTAL PAYMENTS.	CHARGED ON APPROPRIATIONS FOR					
	Salaries.	Contingencies.			Previous Years.	1862.	1863.	1864.		
<b>V.—Treasurer and Secretary for Finance and Trade—continued.</b>										
Brought forward .. .. .	£ 31,043 19 1	3,336 4 8	.....	34,380 3 9	.....	.....	28 11 6	34,351 12 3		
<b>MINT.</b>										
Expenditure at Sydney .. .. .	8,579 18 11	3,856 18 6	} .....	18,185 0 10	} 2,303 19 9	1,711 0 0	.....	12,436 17 5		
Remittances to the Master of the Royal Mint, London .. .. .	.....	5,748 3 5					.....	.....	.....	958 0 0
<b>GOLD RECEIVERS</b> .. .. .	383 15 0	.....	.....	383 15 0	.....	.....	121 5 0	262 10 0		
<b>POSTAL ESTABLISHMENT AND SERVICES.</b>										
Post Office .. .. .	27,162 15 8	2,005 5 0	.....	29,168 0 8	.....	72 9 0	2,599 13 8	26,495 18 0		
Conveyance of Mails .. .. .	.....	.....	58,928 4 2	} 81,658 17 11	} 1,818 4 3	2,869 0 1	16,076 19 8	42,851 4 6		
Steam Postal Communication with Great Britain <i>via</i> Suez, 19 <sup>th</sup> Vic., No. 29 .. .. .	.....	.....	22,730 13 9				.....	.....	18,043 9 5	.....
<b>MONEY ORDER DEPARTMENT</b> .. .. .	1,634 11 7	330 3 5	.....	1,964 15 0	.....	.....	172 19 5	1,791 15 7		
<b>STORES AND STATIONERY.</b>										
Departmental Expenses .. .. .	1,069 19 2	96 13 4	.....	1,166 12 6	.....	.....	59 10 6	1,107 2 0		
Conveyance of Stores .. .. .	.....	.....	1,002 13 3	} 57,905 17 0	} 3 3 0	17 8 1	255 7 1	729 18 1		
Packing, and other Expenses .. .. .	.....	.....	7 19 0				.....	.....	3 0 0	1 16 0
Stores and Stationery for the Public Service generally .. .. .	.....	.....	42,588 19 8				.....	.....	2,578 18 9	39,922 18 3
Fuel and Light .. .. .	.....	.....	2,604 9 11				.....	.....	169 12 4	2,434 17 7
Arms, Ammunition, Accoutrements, and spare Fittings procured from England .. .. .	.....	.....	11,701 15 2				.....	.....	.....	11,701 15 2
<b>PRINTING, BOOKBINDING, AND POSTAGE STAMP DEPARTMENT.</b>										
Printing and Bookbinding .. .. .	1,914 10 0	14,913 17 1	.....	16,828 7 1	.....	.....	341 2 3	16,487 4 10		
Postage Stamps .. .. .	470 15 0	83 12 0	255 11 5	809 18 5	.....	.....	255 11 5	554 7 0		
<b>GUNPOWDER MAGAZINE</b> .. .. .	539 15 4	277 16 10	.....	817 12 2	.....	.....	.....	817 12 2		
<b>HEALTH OFFICERS</b> .. .. .	839 5 4	.....	.....	839 5 4	.....	.....	197 18 4	641 7 0		
<b>QUARANTINE</b> .. .. .	299 10 0	125 19 0	.....	425 9 0	.....	.....	.....	425 9 0		
<b>SHIPPING MASTERS</b> .. .. .	1,144 18 4	2 0 0	.....	1,146 18 4	.....	.....	.....	1,146 18 4		
<b>GLEBE ISLAND ABATTOIRS</b> .. .. .	598 13 4	227 14 9	.....	826 8 1	.....	.....	23 17 10	802 10 3		
<b>HARBOURS, LIGHT HOUSES, AND PILOT DEPARTMENT.</b>										
Steam Navigation and Pilot Boards .. .. .	1,131 4 11	.....	.....	} .....	} .....	.....	49 7 0	1,081 17 11		
Superintendent of Pilots, Light Houses, and Harbours .. .. .	573 6 8	.....	.....				.....	.....	.....	573 6 8
Harbour Masters .. .. .	1,345 6 2	.....	.....				.....	.....	.....	1,345 6 2
Sea and River Pilots .. .. .	7,621 16 0	.....	.....				.....	.....	.....	7,621 16 0
Boatmen .. .. .	5,766 17 2	.....	.....				.....	.....	.....	5,766 17 2
Carried forward .. .. .	£ 92,120 17 8	31,004 8 0	139,820 6 4	246,507 1 1	4,212 9 8	4,669 17 2	41,935 4 2	212,128 1 0		

7—E

33

657

STATEMENT OF DISBURSEMENTS, &c.—continued.

HEAD OF SERVICE.	ESTABLISHMENTS.		OTHER SERVICES.	TOTAL PAYMENTS.	CHARGED ON APPROPRIATIONS FOR			
	Salaries.	Contingencies.			Previous Years.	1862.	1863.	1864.
<b>V.—Treasurer and Secretary for Finance and Trade—continued.</b>								
Brought forward .. .. .	£ 92,120 17 8	31,004 8 0	139,820 6 4	246,507 1 1	4,212 9 8	4,669 17 2	41,935 4 2	212,128 1 0
<b>HARBOURS, LIGHT HOUSES, AND PILOT DEPARTMENT—continued.</b>								
Telegraph Stations .. .. .	542 3 9	.....	.....	} 22,655 6 4 {	.....	.....	.....	542 3 9
Light Houses .. .. .	2,532 3 8	.....	.....		.....	.....	.....	2,532 3 8
Light House, Gabo Island .. .. .	.....	.....	763 10 1		.....	2 16 9	485 19 3	324 14 1
Light House, Wilson's Promontory .. .. .	.....	.....	1,081 5 2		.....	48 3 3	584 12 1	453 9 10
Light House, Kent's Group .. .. .	.....	.....	287 15 9		.....	.....	287 15 9	.....
Light House, King's Island .. .. .	.....	.....	215 9 7		.....	.....	215 9 7	.....
Contingencies .. .. .	.....	.....	794 7 5		.....	.....	135 11 8	658 15 9
<b>MISCELLANEOUS.</b>								
Postage of the various Public Departments .. .. .	.....	.....	4,989 4 3	} 25,128 0 0 {	.....	38 13 5	725 13 9	4,224 17 1
Transmission of Telegraphic Messages on the Public Service .. .. .	.....	.....	5,334 1 8		.....	.....	388 4 2	4,945 17 6
Cost of the Queen's Plate which was run for at the Randwick Racecourse in 1864 .. .. .	.....	.....	200 0 0		.....	.....	.....	200 0 0
Provisions left on Booby Island, for the relief of Shipwrecked Persons .. .. .	.....	.....	26 5 0		.....	.....	.....	26 5 0
Expense of carrying on the Coast Surveys .. .. .	.....	.....	1,727 1 8		.....	.....	550 18 3	1,176 3 5
Compensation to Mrs. Mary Jones, for losses sustained by her late husband in carrying out his Mail Contract between Melbourne and Sydney, during the year 1851 .. .. .	.....	.....	1,000 0 0		.....	.....	1,000 0 0	.....
Interest on Moneys deposited in the Treasury, under the 18th section of the Savings' Bank Act of 1853 .. .. .	.....	.....	1,169 17 2		.....	.....	1,169 17 2	.....
Grant in aid of the "Superannuation Fund," provided under the Act 27 Victoria, No. 11 .. .. .	.....	.....	10,000 0 0		.....	.....	.....	10,000 0 0
Gratuities to the Widows of Boatmen whose lives were lost by the swamping of the Life Boat at Newcastle, viz.:—	.....	.....	.....		.....	.....	.....	.....
Mrs. Elliston .. .. .	.....	.....	100 0 0		.....	.....	.....	100 0 0
Mrs. Horton .. .. .	.....	.....	80 0 0	.....	.....	.....	80 0 0	
Payments under the Vote for Unforeseen Expenses:—								
Gratuity to the Chief Clerk of the Revenue Branch of the Treasury, for a Special Extra Service .. .. .	.....	.....	101 6 2	.....	.....	.....	101 6 2	
Gratuities to Clerks in the Revenue Branch of the Treasury, for Extra Services during a pressure of business .. .. .	.....	.....	13 6 0	.....	.....	.....	13 6 0	
Gratuity to Mrs. Trader, widow of Mr. Cornelius Trader, Foreman of Works, lost on his passage, in the "Macléay Packet," to inspect Country Buildings—in part .. .. .	.....	.....	62 10 0	.....	.....	.....	62 10 0	
Salary due to C. P. Bowdler, as Light House Keeper, Port-Stephens, to the date of resignation .. .. .	.....	.....	21 3 3	.....	.....	.....	21 3 3	
Commission, Advertising, Postage, and other Charges in England, connected with the Government Agencies .. .. .	.....	.....	270 10 1	.....	.....	.....	270 10 1	
Expenses attendant upon the prosecution of Spirit Merchants .. .. .	.....	.....	14 19 0	.....	.....	.....	14 19 0	
Expenses incurred in relieving Shipwrecked Seamen belonging to the "Star of Peace," "James," and the "New Moon" .. .. .	.....	.....	14 13 3	.....	.....	.....	14 13 3	
Miscellaneous Items .. .. .	.....	.....	3 2 6	.....	.....	2 17 6	0 5 0	
<b>Total, Treasurer and Secretary for Finance and Trade .. .. .</b>	<b>£ 95,195 5 1</b>	<b>31,004 8 0</b>	<b>168,090 14 4</b>	<b>294,290 7 5</b>	<b>4,212 9 8</b>	<b>4,754 10 7</b>	<b>47,432 3 4</b>	<b>237,891 3 10</b>

658



STATEMENT OF DISBURSEMENTS, &c.—continued.

HEAD OF SERVICE.	ESTABLISHMENTS.		OTHER SERVICES.	TOTAL PAYMENTS.	CHARGED ON APPROPRIATIONS FOR			
	Salaries.	Contingencies.			Previous Years.	1862.	1863.	1864.
<i>VI.—Secretary for Lands.</i>								
DEPARTMENT OF LANDS .. .. .	5,465 6 8	24 1 0	.....	5,489 7 8	.....	31 10 0	53 10 0	5,404 7 8
SURVEY OF LANDS .. .. .	33,774 2 8	30,316 14 6	.....	64,090 17 2	10 8 9	187 8 9	9,829 6 9	54,063 12 11
SALE OF LAND .. .. .	.....	.....	7,725 10 7	7,725 10 7	0 15 8	176 6 3	2,755 9 9	4,792 18 11
OCCUPATION OF LAND .. .. .	9,815 15 3	1,735 19 6	.....	11,551 14 9	.....	.....	484 1 5	11,067 13 4
ASSISTED IMMIGRATION .. .. .	.....	.....	10,664 2 0	10,664 2 0	.....	.....	10,664 2 0	.....
IMMIGRATION .. .. .	1,611 4 8	701 15 3	.....	2,312 19 11	.....	2 7 0	139 7 1	2,171 5 10
GOLD FIELDS .. .. .	10,746 19 2	3,028 17 11	.....	13,775 17 1	106 5 7	71 8 2	1,254 19 10	12,343 3 6
GOLD ESCORT AND CONVEYANCE .. .. .	.....	451 8 2	.....	451 8 2	.....	451 8 2	.....	.....
MANAGEMENT OF ALPACAS .. .. .	741 8 10	181 13 0	.....	923 1 10	.....	.....	150 12 2	772 9 8
COAL FIELDS .. .. .	1,730 0 0	212 2 2	.....	1,942 2 2	.....	.....	235 12 10	1,706 9 4
BOTANIC GARDENS, SYDNEY .. .. .	855 10 0	2,906 18 10	.....	3,762 8 10	.....	.....	414 12 5	3,347 16 5
GOVERNMENT DOMAINS AND HYDE PARK .. .. .	253 6 0	3,602 16 11	.....	3,856 2 11	.....	.....	39 11 4	3,816 11 7
ROADS OTHER THAN MAIN ROADS.								
Management .. .. .	379 3 4	145 1 0	.....	524 4 4	.....	.....	524 4 4	.....
Construction and Maintenance (For particulars, see Appendix, page 40) .. .. .	.....	.....	96,400 10 2	96,400 10 2	8,779 6 2	10,295 16 0	25,193 8 6	52,131 19 6
ABORIGINES .. .. .	.....	.....	225 13 4	225 13 4	.....	.....	116 17 0	108 16 4
MISCELLANEOUS.								
For facilitating the Navigation of the River Darling, including survey of that River .. .. .	.....	.....	1,173 4 11	1,173 4 11	.....	.....	1,173 4 11	.....
For facilitating the Navigation of the Murrumbidgee River .. .. .	.....	.....	1,000 0 0	1,000 0 0	.....	1,000 0 0	.....	.....
Alignment Posts for Municipal Towns .. .. .	.....	.....	212 13 6	212 13 6	.....	.....	102 13 6	110 0 0
For Services rendered by Mr. W. D. Campbell, in the payment of Compensation to Chinese, for losses sustained by them at the Burrangong Riots .. .. .	.....	.....	105 0 0	105 0 0	.....	.....	.....	105 0 0
Carried forward .. .. .	£ 65,372 16 7	43,307 8 3	117,506 14 6	223,696 0 11	8,896 16 2	12,216 4 4	53,131 13 10	151,942 5 0

52

659

STATEMENT OF DISBURSEMENTS, &c.—continued.

HEAD OF SERVICE.	ESTABLISHMENTS.		OTHER SERVICES.	TOTAL PAYMENTS.	CHARGED ON APPROPRIATIONS FOR			
	Salaries.	Contingencies.			Previous Years.	1862.	1863.	1864.
DE.—Secretary for Lands—continued.								
Brought forward .. .. .	£ 65,372 16 7	43,307 8 3	117,506 14 6	223,695 0 11	8,896 16 2	12,216 4 4	53,131 13 10	151,942 5 0
MISCELLANEOUS—continued.								
Expenses under the Cattle Disease Prevention Act of 1861 .. .. .			351 11 3			2 11 0	349 0 3	
Lithographing Plans of Inventions .. .. .			8 18 0			8 18 0		
Purchase of Land for a General Cemetery .. .. .			99 10 9			99 10 9		
Grassing Sand Hills, near Sydney .. .. .			9 12 10				9 12 10	
Reimbursement to Mr. John Hurley, of the cost of enclosing, and otherwise preserving, the Public Reservoir at Campbelltown .. .. .			145 0 0				145 0 0	
Compensation for Land resumed by the Government, for the formation of Streets in the Town of Sofala .. .. .			6 17 -6				6 17 6	
Compensation to Messrs. W. and J. Rankin, for Injuries sustained by the opening of the Lachlan Gold Fields .. .. .			3,100 0 0					3,100 0 0
Remission to Mr. H. Dear, of Purchase Money on a flooded Allotment at Shoalhaven .. .. .			69 0 0					69 0 0
Refund of Fine imposed upon J. H. Scott, for crossing Sheep into this Colony from Queensland, without the requisite Certificate from the Inspector .. .. .			137 10 0					137 10 0
Compensation to Miss Emma Steere, for loss sustained by being Mortgagee of Land at Prospect, for which two Grants were issued by the Crown .. .. .			60 0 0					60 0 0
Expenses incurred by Mr. A. Bruce, in initiating the Scab in Sheep Act of 1863 .. .. .			54 0 0					54 0 0
Expense of carrying out the Scab in Sheep Act of 1863 .. .. .			4,919 16 6					4,919 16 6
Compensation to Mr. R. A. Rodd, for Sheep destroyed under the Scab in Sheep Act .. .. .			250 0 0					250 0 0
Compensation to Mr. J. Blaxland, for Sheep destroyed under the same Act .. .. .			232 12 0					232 12 0
Further Claims under the former Scab Act. (22 Victoria, No. 10.) .. .. .			260 4 11	14,454 18 11				260 4 11
Assessment on Sheep Expenses—								
Compensation for Sheep destroyed .. .. . £1,439 8 0								
Salaries and other Expenses of Sheep Inspectors .. .. . 351 5 0								
Expense of carrying out the Cattle Export Act of 1864 .. .. .			1,790 13 0				1,790 13 0	
Payments under the Vote for Unforeseen Expenses—								
Cost of Special Train to convey the Honorable the Minister for Lands, in the month of July, 1864, from Sydney to Haslem Creek and back .. .. .			115 16 4					115 16 4
Compensation to J. P. Sheahan, for Land resumed by the Government at Jugiong .. .. .			11 0 0					11 0 0
Cost of clearing 22 Acres of Land, and forming the Road fronting Allotments into the Parramatta Domain .. .. .			21 11 5					21 11 5
Compensation to Mr. T. Topham, for loss of office as Inspector of Coal Fields .. .. .			45 0 0					45 0 0
Cost of Luncheon, Travelling, and other Expenses attendant upon the sale of Alpacas at Wingello Park .. .. .			55 18 0					55 18 0
Travelling and other Expenses of Mr. W. Keene, while examining Blue Metal Quarries and Dykes in the neighbourhood of Sydney .. .. .			155 8 0					155 8 0
Cost of covering in an old Coal Shaft in the Barrack-square, Newcastle .. .. .			15 0 0					15 0 0
Cost of repairing Adelong Bridge, damaged by the Floods in August, 1863 .. .. .			15 0 0				15 0 0	
Other Miscellaneous Items .. .. .			20 0 0				20 0 0	
			14 0 0				3 12 0	10 8 0
Total, Secretary for Lands .. .. .	£ 65,372 16 7	43,307 8 3	129,470 15 0	238,150 19 10	8,896 16 2	12,327 4 1	55,471 9 5	161,455 10 2

STATEMENT OF DISBURSEMENTS, &c.—continued.

HEAD OF SERVICE.	ESTABLISHMENTS.		OTHER SERVICES.	TOTAL PAYMENTS.	CHARGED ON APPROPRIATIONS FOR			
	Salaries.	Contingencies.			Previous Years.	1862.	1863.	1864.
<b>VII.—Secretary for Public Works.</b>								
DEPARTMENT OF PUBLIC WORKS..	3,453 7 11	670 4 11	.....	4,123 12 10	.....	.....	162 10 0	3,961 2 10
RAILWAYS.								
General Establishment ..	2,875 16 0	187 11 2	.....	} 112,238 0 11	.....	.....	27 10 0	3,035 17 2
Works in Progress Establishment ..	5,220 17 2	838 8 0	.....				113 2 10	5,946 2 4
Existing Lines—Working Expenses ..	.....	.....	103,115 8 7				3,150 0 8	99,965 7 11
HARBOURS AND RIVER NAVIGATION.								
Engineer's Department ..	3,263 13 5	304 10 7	.....	3,568 4 0	.....	28 10 0	169 10 7	3,370 3 5
Preliminary Harbour Surveys ..	.....	.....	508 5 0	508 5 0	.....	.....	49 0 6	459 4 6
Steam Dredge "Hunter" ..	1,903 12 3	1,365 10 3	.....	3,269 2 6	.....	.....	36 6 6	3,232 16 0
Steam Dredge "Hercules" ..	1,167 19 8	1,127 4 8	.....	2,295 4 4	.....	.....	156 9 4	2,138 15 0
Steam Dredge, Newcastle ..	243 11 7	56 0 0	.....	299 11 7	.....	.....	.....	299 11 7
Steam Dredge, Shoalhaven ..	1,006 4 1	1,265 12 4	.....	2,271 16 5	.....	.....	384 8 9	1,887 7 8
Steam Cranes, Newcastle ..	1,444 5 8	576 13 3	.....	2,020 18 11	.....	.....	84 13 11	1,936 5 0
ROADS.								
General Establishment ..	2,032 3 4	735 1 3	.....	} 10,649 14 11	.....	.....	113 2 1	2,654 2 6
Field Establishment ..	.....	.....	7,882 10 4				50 0 0	7,832 10 4
PUBLIC WORKS AND BUILDINGS (For particulars, see Appendix, page 39)	.....	.....	43,219 8 1	43,219 8 1	2,964 7 7	1,370 1 0	16,469 3 11	22,415 15 7
ROADS, BRIDGES, AND FERRIES (For particulars, see Appendix, page 41)	.....	.....	122,792 0 0	122,792 0 0	267 12 9	3,856 3 7	27,795 14 6	90,872 9 2
COLONIAL ARCHITECT ..	5,093 16 1	482 16 1	.....	5,576 12 2	.....	.....	86 19 9	5,489 12 5
FORTIFICATIONS ..	345 16 8	4 12 5	.....	350 9 1	.....	.....	.....	350 9 1
ELECTRIC TELEGRAPH BRANCH ..	15,370 9 4	7,377 3 4	.....	22,747 12 8	.....	3 8 3	397 15 3	22,346 9 2
FITZ ROY DOCK ESTABLISHMENT ..	2,795 13 7	2,835 18 4	.....	5,631 11 11	107 19 3	29 1 3	529 6 9	4,965 4 8
MISCELLANEOUS.								
Compensation to the Family of the late Mrs. De Courcy..	.....	.....	104 0 0	} 105 13 0	.....	.....	.....	104 0 0
Miscellaneous Items (Unforeseen) ..	.....	.....	1 13 0				.....	1 13 0
<b>Total, Secretary for Public Works</b> ..	<b>46,217 6 9</b>	<b>17,827 6 7</b>	<b>277,623 5 0</b>	<b>341,667 18 4</b>	<b>3,339 19 7</b>	<b>5,287 4 1</b>	<b>49,775 15 4</b>	<b>283,264 19 4</b>
<b>VIII.—Unclassified Expenditure.</b>								
INTEREST ON LOANS.								
On Debentures ..	.....	.....	245,585 10 4	} 252,609 7 8	.....	.....	.....	245,585 10 4
On Treasury Bills ..	.....	.....	1,825 7 8				.....	1,825 7 8
On Moneys advanced by the Government Banking Agents—	.....	.....	3,982 6 9				.....	3,982 6 9
By the Oriental Bank Corporation, London ..	.....	.....	1,216 2 11				.....	1,216 2 11
By the Bank of New South Wales, Sydney ..	.....	.....	.....	.....	.....			
Carried forward ..	£ ..	.....	252,609 7 8	252,609 7 8	.....	.....	.....	252,609 7 8

STATEMENT OF DISBURSEMENTS, &c.—continued.

HEAD OF SERVICE.	ESTABLISHMENTS.		OTHER SERVICES.	TOTAL PAYMENTS.	CHARGED ON APPROPRIATIONS FOR				
	Salaries.	Contingencies.			Previous Years.	1862.	1863.	1864.	
<b>III.—Unclassified Expenditure—continued.</b>									
Brought forward .. .. . £			252,609 7 8	252,609 7 8				252,609 7 8	
<b>CHARGES ON COLLECTIONS.</b>									
On the Sale of Government Property .. .. .			180 11 9	}				180 11 9	
On the Sale of Tolls .. .. .			78 16 9					78 16 9	
On the Collection of Intestate Estates .. .. .			128 17 8					128 17 8	
On the Collection of Murray River Customs, by the Government of South Australia, including £39 15s. 2d. Exchange on Remittance .. .. .			308 8 8					308 8 8	
<b>Miscellaneous—</b>									
Value of Gold Coins taken from the general circulation of the Colony, for transmission to England .. .. .			567 0 0	}	1,822 5 7			567 0 0	
Expenses of Letters of Registration applied for, or granted, under the Act of Council 16 Victoria, No. 24 .. .. .			270 10 6					270 10 6	
Allowance to Country Postmasters, for the transmission of Land Agents' Receipts to the Treasury .. .. .			205 5 2					205 5 2	
Premiums on Bank Bills purchased for Remittance to the Treasury .. .. .			51 18 4					51 18 4	
Advertising, and other Miscellaneous Charges] .. .. .			30 16 9					30 16 9	
<b>REVENUE AND RECEIPTS RETURNED.</b>									
Drawbacks, and Refund of Duties .. .. .			39,093 10 9	}				39,093 10 9	
Deposits on Conditional Land Purchases .. .. .			5,833 10 8					5,833 10 8	
Deposits on Tenders for Runs .. .. .			337 10 0					337 10 0	
Rent and Assessment of Runs .. .. .			1,422 16 2					1,422 16 2	
Electric Telegraph Collections on behalf of other Governments .. .. .			1,184 7 8					1,184 7 8	
Amount of Postage Stamps received in payment of Revenue .. .. .			852 18 10					852 18 10	
Proceeds of Insolvent Estates .. .. .			42 17 7					42 17 7	
Balance of Moneys remaining in the hands of the Curator of Intestate Estates .. .. .			95 7 7					95 7 7	
Rent of Land resumed by the Government .. .. .			17 19 11					17 19 11	
Fines and Forfeitures .. .. .			138 1 0					138 1 0	
Amount paid in excess for the purchase of Land .. .. .			133 17 8					133 17 8	
Licenses to Publicans .. .. .			140 0 0					140 0 0	
Escheated Recognizances .. .. .			20 0 0					20 0 0	
Certificate Fees under the "Real Property Act" .. .. .			16 0 0		}	49,963 15 8			16 0 0
Pilotage .. .. .			14 10 8						14 10 8
Fee for a renewed License to keep Infected Sheep (27 Vict., No. 6.) .. .. .			104 6 0					104 6 0	
Sums deposited in the Treasury, to defray the Expenses of obtaining Letters of Registration granted under the Act of Council 16 Victoria, No. 24 .. .. .			13 14 0				13 14 0		
Refund, as per agreement, to G. A. Lloyd, of the balance of proportion of the Bonus paid by him for the Government Commercial Agency .. .. .			93 19 7				93 19 7		
Costs in Convictions obtained by the late Mr. Stubbs, as Inspector of Nuisances .. .. .			40 5 6				40 5 6		
Other Miscellaneous Receipts returned .. .. .			87 15 1				87 15 1		
Amount recovered from the defendant in the case of Duncan v. M'Minn .. .. .			25 0 0				25 0 0		
Reimbursement to the Lessee, for portion of the Circular Quay resumed by the Government, for repairs .. .. .			260 7 0				260 7 0		
ARREAR CHARGE against Schedule A, Part 3, the balance having been transferred to the Consolidated Revenue Fund in 1856 .. .. .			1,261 7 9		1,261 7 9				
<b>Total, Unclassified Expenditure .. .. . £</b>			<b>305,661 16 8</b>		<b>305,661 16 8</b>	<b>1,261 7 9</b>		<b>304,400 8 11</b>	
<b>Gross Total .. .. . £</b>	<b>476,975 16 9</b>	<b>221,257 3 10</b>	<b>1,147,244 17 10</b>		<b>1,845,477 18 5</b>	<b>26,470 8 6</b>	<b>32,178 18 6</b>	<b>214,296 4 8</b>	
								<b>1,572,532 6 9</b>	

062

**APPENDIX TO THE STATEMENT OF DISBURSEMENTS OUT OF THE CONSOLIDATED REVENUE FUND, FOR THE YEAR 1864.**

STATEMENT of the Expenses of the Erection and Repairs of COLONIAL PUBLIC BUILDINGS, and of the Construction and Repairs of ROADS and BRIDGES, and of other PUBLIC WORKS, defrayed from the Colonial Treasury of New South Wales, during the Year 1864.

PARTICULARS.	CHARGED ON APPROPRIATIONS FOR				TOTAL.
	Previous Years.	1862.	1863.	1864.	
<b>PUBLIC WORKS AND BUILDINGS.</b>					
Casual Repairs to Public Buildings .. .. .	17 13 0	16 8 6	1,518 14 11	6,965 18 6	8,518 14 11
Furniture and Fittings for Public Offices .. .. .	42 9 0	74 4 10	902 10 7	1,480 12 6	2,499 16 11
Repairs to Military Buildings .. .. .	.....	.....	53 3 1	607 14 11	660 18 0
Lighting Lamps and sweeping Chimneys, &c., at the Victoria Barracks .. .. .	.....	.....	13 3 3	234 15 11	247 19 2
Lighting the Government Lamps, Streets of Sydney .. .. .	.....	.....	108 18 9	396 13 0	505 11 9
Erection of a Parliamentary Stand in the Domain .. .. .	.....	.....	.....	193 12 0	193 12 0
Additions to the Registry Office, Sydney .. .. .	.....	.....	226 12 2	.....	226 12 2
Police Buildings.. { Police Stables, Fish River .. .. .	.....	.....	.....	76 0 0	76 0 0
{ Purchase of Hut for Police Station, Bullock Flat .. .. .	.....	.....	.....	50 0 0	50 0 0
Police Stations, Country Districts .. .. .	.....	.....	16 8 0	.....	16 8 0
Employment of Prisoners sentenced to Hard Labor:—	.....	.....	.....	.....	.....
{ Darlinghurst .. .. .	.....	.....	482 13 11	.....	.....
{ Goulburn .. .. .	.....	.....	316 17 5	.....	.....
Gaol .. .. . { Maitland .. .. .	.....	.....	169 3 9	4,228 14 8	5,284 11 4
{ Bathurst .. .. .	.....	.....	56 1 5	.....	.....
{ Berrima .. .. .	.....	.....	31 0 2	.....	.....
Employment of Prisoners, Streets of Ipswich .. .. .	21 14 8	.....	.....	.....	21 14 8
Erection of Court Houses, Lockups, and Gaols, under the District Courts' Act .. .. .	2,585 1 6	.....	.....	.....	2,585 1 6
Erection of Court and Watch Houses, not under the District Courts' Act .. .. .	.....	742 0 0	7,118 16 6	1,297 2 6	9,157 19 0
Supply of Coffins for Paupers .. .. .	.....	.....	.....	92 18 6	92 18 6
Outstanding Claims for Work and materials, Darlinghurst Gaol .. .. .	.....	.....	.....	1,398 5 3	1,398 5 3
Improving the Drainage of Darlinghurst Gaol .. .. .	.....	.....	13 2 0	.....	13 2 0
Waterclosets and Cells for do. .. .. .	.....	.....	329 3 11	.....	329 3 11
Erection of Central Building do. .. .. .	.....	.....	.....	675 10 1	675 10 1
Padded Cells for Lunatics do. .. .. .	.....	.....	.....	166 7 10	166 7 10
Airing Yard and Sentryboxes, &c. do. .. .. .	.....	.....	.....	474 12 3	474 12 3
Additions, Parramatta Gaol .. .. .	.....	.....	.....	518 15 7	518 15 7
Additional Cells, Maitland Gaol .. .. .	128 18 5	.....	.....	.....	128 18 5
Additional Cells, Lunatic Asylum, Parramatta .. .. .	.....	20 15 1	58 9 5	.....	79 4 6
Additions, Alterations, &c., to Buildings, Lunatic Asylum, Parramatta .. .. .	.....	.....	.....	745 1 9	745 1 9
Rebuilding portion of Wall, Lunatic Asylum, Parramatta .. .. .	.....	.....	.....	40 0 0	40 0 0
Repairs to Tower, &c., Government House .. .. .	.....	.....	.....	313 0 0	313 0 0
Painting and whitewashing at Government House .. .. .	.....	.....	.....	32 18 11	32 18 11
New Carpet for State Dining Room, and repairs of Furniture, Government House .. .. .	.....	.....	.....	146 19 0	146 19 0
Repairs to Buildings, Royal Mint, Sydney .. .. .	.....	.....	.....	86 10 1	86 10 1
Additions, Benevolent Asylum, Liverpool .. .. .	.....	.....	492 1 1	.....	492 1 1
Repairs to Liverpool Dam .. .. .	.....	.....	355 6 5	.....	355 6 5
Alterations to old Flood Gate at Dam, Cook's River .. .. .	.....	.....	.....	36 11 3	36 11 3
Moorings at Tathra .. .. .	.....	.....	.....	162 16 11	162 16 11
Additions, Pilot Station, Meruya .. .. .	.....	80 0 0	.....	.....	80 0 0
Sea Wall, Botanical Gardens .. .. .	.....	.....	.....	154 4 2	154 4 2
Landing Silt from Dredge, and forming Ground .. .. .	.....	.....	.....	1,200 0 0	1,200 0 0
Post Offices in connection with Electric Telegraph Offices .. .. .	.....	.....	388 6 8	.....	388 6 8
New Sheds for Colonial Store .. .. .	.....	.....	79 19 4	.....	79 19 4
Additions to the Government Printing Office .. .. .	.....	.....	127 7 6	.....	127 7 6
Gunpowder Magazine, Spectacle Island .. .. .	.....	.....	1,736 0 0	.....	1,736 0 0
Wall, Circular Quay .. .. .	.....	.....	298 3 6	.....	298 3 6
Repairs, Painting, &c., to Wharfs and Bridges .. .. .	.....	390 17 1	675 1 10	.....	1,065 18 11
Approach to the Jetty at Gosford .. .. .	.....	.....	.....	150 0 0	150 0 0
Wharf at Gosford .. .. .	.....	.....	157 7 0	.....	157 7 0
Enlarging the accommodation for printing Postage Stamps and Railway Tickets .. .. .	.....	.....	.....	490 0 0	490 0 0
Repairs to Fitz Roy Bridge, Goulburn .. .. .	.....	.....	563 11 4	.....	563 11 4
Gold Commissioner's Quarters, Burrangong .. .. .	.....	45 15 6	.....	.....	45 15 6
Barrack Accommodation for the Commanding Officer .. .. .	.....	.....	186 0 0	.....	186 0 0
Alterations and Repairs to Court House, Bombala .. .. .	168 11 0	.....	.....	.....	168 11 0
<b>TOTAL, WORKS AND BUILDINGS .. .. .</b>	<b>£ 2,964 7 7</b>	<b>1,370 1 0</b>	<b>16,469 3 11</b>	<b>22,415 15 7</b>	<b>43,219 8 1</b>

## APPENDIX TO STATEMENT OF DISBURSEMENTS FOR 1864.

PARTICULARS.	CHARGED ON APPROPRIATIONS FOR				TOTAL.
	Previous Years.	1862.	1863.	1864.	
<b>ROADS, BRIDGES, AND FERRIES.</b>					
No. VI.—Secretary for Lands.					
Construction, Maintenance, and Repairs of Public Roads and Bridges, viz. :—					
Subordinate Roads—					
Metropolitan .. .. .			352 7 7	2,362 19 0	2,715 6 7
Northern .. .. .	6,877 12 4	6,268 4 5	6,141 12 6	13,242 2 10	32,529 12 1
Western .. .. .	125 7 6	165 13 8	2,518 16 8	10,175 8 11	12,985 6 9
Southern .. .. .	358 10 0	1,425 1 8	6,070 2 5	14,868 7 4	22,722 1 5
Roads generally .. .. .			1,002 17 11	1 18 9	1,004 16 8
Special Grants to Minor Bridges and Roads not classified .. .. .	280 11 0	134 7 9	3,069 10 6	5,449 7 8	8,933 16 11
Subordinate Roads, Special Grants .. .. .		660 15 11			660 15 11
Cutting down Clarence-street .. .. .			80 0 0		80 0 0
Completion of Long Bay Road .. .. .		10 8 6			10 8 6
Road from Mudbank Road to Long Bay and Bunnerong Road .. .. .				67 10 0	67 10 0
Road from Randwick to junction of Long Bay and Botany Roads .. .. .				517 15 7	517 15 7
Special Works on Road from Albury to Wagga Wagga .. .. .		1 19 0			1 19 0
Road from Main Western Road to Glebe Island .. .. .			605 5 9		605 5 9
Moreton Bay Roads .. .. .	247 17 2				247 17 2
Repairs, Peel-street, Tamworth .. .. .				30 0 0	30 0 0
Repair of Main-street, Narrabri .. .. .				100 0 0	100 0 0
Cuttings on Bolivia Range, on Road from Glen Innes to Tenterfield .. .. .	200 0 0				200 0 0
Formation of Clarence-lane .. .. .				100 0 0	100 0 0
Bulli Parish Road .. .. .				282 13 1	282 13 1
Clearing Track from Clyde River to Araluen .. .. .	29 14 6				29 14 6
Repairs to Abattoir Road .. .. .			315 7 3		315 7 3
Road through Abattoirs, Balmain .. .. .				111 1 6	111 1 6
Boat for crossing the River at Bundarra .. .. .				23 0 0	23 0 0
Approaches to Wharf, Kissing Point .. .. .				150 0 0	150 0 0
Erection of Toll-house, Botany .. .. .				189 7 9	189 7 9
Formation of Streets passing through Crown Lands in the City of Sydney .. .. .			367 0 0		367 0 0
Fencing Public Roads, where proclaimed through enclosed lands .. .. .				764 4 6	764 4 6
Fencing Road from—					
Moruya to Boat Alley .. .. .			29 8 0		29 8 0
Mudgee to Wellington .. .. .			22 3 4		22 3 4
Wingecarribee Swamp to Comer's Flat, Mittagong .. .. .				49 0 0	49 0 0
Summerhill Copper Mines to Isabella River .. .. .				91 10 0	91 10 0
Bathurst and Sydney Road to the Upper Turon .. .. .			92 16 0		92 16 0
Nowra to Burrier .. .. .			99 0 0		99 0 0
Lachlan, at Forbes .. .. .			3,616 15 9		3,616 15 9
Clark's Crossing-place, Paterson .. .. .		43 5 6			43 5 6
Dubbo .. .. .		1,025 1 3			1,025 1 3
Baw Baw, over the Wollondilly .. .. .	157 14 2				157 14 2
Bell River, at Molong .. .. .	500 0 0				500 0 0
Lynch-street, Young—Superintendence .. .. .			173 16 0		173 16 0
South Creek, on Road from Blacktown to Richmond .. .. .				541 10 9	541 10 9
Yarramunday Lagoon .. .. .				378 15 9	378 15 9
Cattai Creek, on Road from Pitt Town to Wiseman's Ferry .. .. .				641 3 9	641 3 9
Nundle .. .. .				247 11 1	247 11 1
Talbragar, on Road from Mudgee to Coolah .. .. .				20 16 8	20 16 8
Over Upper Tumut .. .. .		560 18 4			560 18 4
Over Burrangong Creek at Young .. .. .			86 12 11		86 12 11
Making Approaches to the Windsor Ferry (Rental of the Ferry expended by the Windsor Road Trust) .. .. .			10 19 8	172 10 0	183 9 8
Repair of Ironbark Bridge .. .. .	1 19 6				1 19 6
Punt and Approaches, Five Dock .. .. .				105 0 0	105 0 0
Punt and Approaches, Iron Cove Creek .. .. .				416 13 4	416 13 4
Punt, Hunter River, between Lushintyre and Lochinvar .. .. .				248 0 0	248 0 0
Punt, Tom Ugly's Point, George's River .. .. .			328 16 3		328 16 3
Punt, Tabulam .. .. .			140 0 0		140 0 0
Punt, Turóss .. .. .			70 0 0		70 0 0
Road from Carcoar and Cowra Road to Village of Somers .. .. .				111 3 3	111 3 3
Construction of a Reservoir, Narellan .. .. .				150 0 0	150 0 0
Edge at the New Cemetery, Haslem's Creek .. .. .				380 0 0	380 0 0
Fencing General Cemetery at Waratah .. .. .				80 0 0	80 0 0
Ditto Bundarra .. .. .				62 8 0	62 8 0
<b>TOTAL, SECRETARY FOR LANDS .. .. .</b>	<b>£ 8,779 6 2</b>	<b>10,295 16 0</b>	<b>25,193 8 6</b>	<b>52,131 19 6</b>	<b>96,400 10 2</b>

## APPENDIX TO STATEMENT OF DISBURSEMENTS FOR 1864.

PARTICULARS.	CHARGED ON APPROPRIATIONS FOR				TOTAL.
	Previous Years.	1862.	1863.	1864.	
<b>ROADS, BRIDGES, AND FERRIES—continued.</b>					
No. VII.—Secretary for Public Works.					
Construction, Maintenance, and Repair of Public Roads, Bridges, and Ferries, viz. :—					
Main Roads—					
Northern .. .. .		108 6 10.	9,402 6 10	22,352 6 1	31,862 19 9
Southern .. .. .		973 13 5	8,815 14 9	31,456 10 10	41,245 19 0
Western .. .. .		1,201 18 7	2,180 12 3	22,780 1 5	26,162 12 3
Mudgee Road .. .. .		1,000 0 0	2,958 3 8	3,786 4 6	7,744 8 2
Survey of Unproclaimed Portions of Main Roads .. .. .	267 12 9				267 12 9
Glebe Island Road .. .. .		87 0 3.	42 0 0	100 0 0	229 0 3
Repairs and Painting of Bridges .. .. .			991 19 0	2,881 10 11	3,873 9 11
Bridge .. (Moulamein .. .. .		335 4 6		204 15 6	540 0 0
.. (Over Billabong at Wanganella .. .. .		150 0 0			150 0 0
Punt, Casino .. .. .				600 0 0	600 0 0
Punt, Singleton .. .. .				375 0 0	375 0 0
Amount of Tolls and Ferries, to be expended where collected, viz. :—					
Northern .. .. .			250 1 0		250 1 0
Western Road to Junction of Southern Road .. .. .			1,430 4 4		1,430 4 4
Tolls and Ferries, Camperdown Bar .. .. .			559 14 3		559 14 3
Constructing and Repairing Toll Bars .. .. .			464 18 5	326 6 0	791 4 5
Construction of six Toll-houses on Main Roads .. .. .				100 0 0	100 0 0
Approaches to Railway Station at Petersham .. .. .				276 12 0	276 12 0
Do. Morpeth .. .. .				245 9 3	245 9 3
Do. Lochinvar .. .. .				68 4 8	68 4 8
Do. Branxton .. .. .				59 8 0	59 8 0
Do. South Creek .. .. .				100 0 0	100 0 0
Do. East Maitland .. .. .				210 0 0	210 0 0
Culvert under Main Road, Bank-street, East Maitland .. .. .				300 0 0	300 0 0
Repairs to John-street, Singleton .. .. .			700 0 0		700 0 0
Flood Repairs to Roads and Bridges :—					
Main Lines of Roads .. .. .				2,700 0 0	2,700 0 0
Subordinate Roads .. .. .				700 0 0	700 0 0
Road between East and West Maitland .. .. .				600 0 0	600 0 0
Road from East Maitland to Hinton Ferry .. .. .				600 0 0	600 0 0
Crossing-place, Breeza .. .. .				50 0 0	50 0 0
<b>TOTAL, SECRETARY FOR PUBLIC WORKS £</b>	<b>267 12 9</b>	<b>3,856 3 7</b>	<b>27,795 14 6</b>	<b>90,872 9 2</b>	<b>122,792 0 0</b>
<b>TOTAL, ROADS, BRIDGES, AND FERRIES .. £</b>	<b>9,046 18 11</b>	<b>14,151 19 7</b>	<b>52,989 3 0</b>	<b>143,004 8 8</b>	<b>219,192 10 2</b>





---

---

No. 3.

---

STATEMENT

OF

RECEIPTS AND DISBURSEMENTS

IN THE YEAR 1864,

ON ACCOUNT OF PUBLIC WORKS PROVIDED FOR BY LOANS SECURED  
ON THE CONSOLIDATED REVENUE FUND.

---

---

## STATEMENT of RECEIPTS and DISBURSEMENTS on Account of PUBLIC WORKS,

RECEIPTS.	AMOUNT.	TOTAL.
	£   s.   d.	£   s.   d.
LOANS NEGOTIATED THROUGH THE AGENCY OF THE ORIENTAL BANK CORPORATION, LONDON.		
25 VICTORIA, No. 19. Proceeds of Debentures issued under this Act for Public Works and other purposes, to the amount of £288,300, bearing interest at the rate of 5 per cent. per annum...	.....	287,609 15 0
MISCELLANEOUS RECEIPTS.		
Amount recovered from the Underwriters, for Railway Materials lost or damaged in transit from England ...	1,092 13 9	
Amount expended on account of Forbes Bridge, temporarily charged to Loans' Account, transferred to Consolidated Revenue Fund ...	986 4 9	
Cost of the Court House at Windeyer, previously charged to the Account for the Electric Telegraph Line from Bathurst to Mudgee, now transferred to the Consoli- dated Revenue Fund Account ...	650 0 0	
Sale of Government property, &c. ...	280 4 2	
Rent of Cottages at the Kiama and Wollongong Harbour Works ...	158 19 0	
Surcharges recovered ...	91 17 9	
Compensation for damage done to Locomotive Engine per "Merrie Monarch" ...	60 0 0	
Proceeds of Land sold on the line of Railway Extension to the Nepean ...	28 15 0	
Charges for the Cartage and Wharfage of Railway Materials refunded ...	21 8 8	
Amount received for the use of Railway Instruments ...	3 0 0	
		3,373 3 1
Carried forward ...	£	290,982 18 1

provided for by LOANS secured on the CONSOLIDATED REVENUE FUND, in the Year 1864.

DISBURSEMENTS.	AMOUNT.	TOTAL.
18 VICTORIA, No. 35.	£ s. d.	£ s. d.
New General Post Office .....	1,667 17 10	
Court House, Camden... ..	209 0 0	
		1,876 17 10
19 VICTORIA, No. 38.		
St. Paul's Affiliated College .....	.....	250 0 0
19 VICTORIA, No. 40.		
Improving the Navigation of the River Hunter and Port of Newcastle .....	.....	136 1 10
23 VICTORIA, No. 5.		
Repayment of Railway Debentures .....	.....	20 0 0
23 VICTORIA, No. 10.		
Electric Telegraph Extensions—		
West Maitland to boundary of Queensland .....	997 0 4	
To Orange... ..	300 0 0	
Improvements to Wollongong Harbour .....	6,899 8 4	
Improvements to Kiama Harbour .....	3,568 19 8	
Improvements, Murray and Murrumbidgee Rivers...	1,116 10 0	
		12,881 18 4
24 VICTORIA, No. 24.		
New Wharf, Woolloomooloo Bay .....	464 17 3	
Improvement of the Clarence and Richmond Rivers .....	3,965 4 0	
Improvement of Moruya River .....	0 10 0	
Northern Breakwater, Newcastle .....	294 6 2	
Bridge over Tumut River .....	16 10 9	
		4,741 8 2
24 VICTORIA, No. 26.		
Assisted Immigration .....	.....	662 17 4
25 VICTORIA, No. 19.		
Bridges—		
Bridge over River Hunter, at West Maitland .....	4,648 6 7	
Bridge over River, at Deniliquin .....	6,501 5 0	
Bridge over Namoi River, at Narrabri .....	821 0 7	
Public Works and Buildings—		
Improvements to Moruya River .....	753 15 0	
Purchase of Steam Cranes .....	88 5 6	
Pier, Shellharbour .....	700 0 0	
Stone Dyke, Bullock Island, Newcastle .....	8 11 1	
Dyke, Shoalhaven River .....	234 0 0	
Construction of Wharf, Ulladulla .....	1,500 0 0	
Assisted Immigration .....	8,045 8 6	
		23,300 12 3
26 VICTORIA, No. 14.		
Bridges—		
Bridge over the Railway near Newcastle .....	500 0 0	
Bridge at Bendemeer .....	1,161 1 0	
Bridge at Dunmore .....	2,916 6 0	
Public Works and Buildings—		
Extension of Wharf Accommodation, Newcastle .....	2,942 1 7	
Purchase of Steam Cranes .....	2,017 19 8	
Construction of 2nd Steam Dredge, Punts, and Tug, for Newcastle .....	16,885 3 0	
Wharf and Coal Shoots, Morpeth .....	5 2 9	
Wharf, Ulladulla .....	2,227 10 7	
Electric Telegraphs—		
From Deniliquin to Hay .....	3,282 0 4	
From Wellington to Dubbo .....	1,425 7 6	
From Braidwood to Queanbeyan .....	1,951 9 4	
		35,314 1 9
27 VICTORIA, No. 14.		
Public Works and Buildings—		
Australian Museum .....	2,373 11 3	
Wharf and Coal Basin, Newcastle .....	9 10 3	
Reclamation of Land, Woolloomooloo Bay .....	5,000 0 0	
Reclaiming Land at the head of Darling Harbour and Blackwattle Swamp... ..	5,236 11 3	
		12,619 12 9
Carried forward .....	12,619 12 9	
Carried forward .....	£	79,183 17 6

## STATEMENT of RECEIPTS and DISBURSEMENTS

RECEIPTS.	TOTAL.
Brought forward ... ..	£    s.    d. 290,982 18    1
CASH BALANCE at the Credit of the Loans' Account, on 31st December, 1863 ...	155,911 15    3
BALANCE at the Debit of the Loans' Account, on the 31st December, 1864 ...	88,478    3    7
TOTAL ... ..	£ 535,372 16 11

*Audit Office, Sydney, New South Wales,  
4th September, 1865.*

on Account of PUBLIC WORKS, &c.—*continued.*

DISBURSEMENTS.	AMOUNT.	TOTAL.
	£ s. d.	£ s. d.
Brought forward ... ..		79,183 17 6
Brought forward ... ..	12,619 12 9	
29 VICTORIA, No. 14— <i>continued.</i>		
Public Works and Buildings— <i>continued.</i>		
Harbour Defences ... ..	149 0 0	
Light House, Wilson's Promontory ... ..	635 19 5	
Light House, Gabo Island ... ..	1,047 12 9	
Electric Telegraphs—		
From Mudgee to Murrurundi ... ..	2,724 16 3	
Telegraph Stations, Grafton, Hay, and Wagga Wagga	550 0 0	
Telegraph Stations ... ..	299 0 0	
		18,026 1 2
RAILWAYS.		
23 VICTORIA, No. 10.		
Railway Trial Surveys—		
Salaries ... ..	81 11 8	
Machinery for Workshops, Great Northern Railway ... ..	4 11 3	
Relaying Nine Miles of Rails, Parramatta Line ... ..	1,994 5 3	
Rolling Stock, Great Northern Railway ... ..	2 18 6	
New Railway Works—		
Unforeseen and Contingent ... ..	296 5 5	
		2,379 12 1
25 VICTORIA, No. 19.		
Northern Line to Terminus at Morpeth ... ..	2,717 13 9	
Bridge over the Hunter River, at Singleton ... ..	7,281 15 2	
Bridge over the Nepean River, at Penrith ... ..	3,090 6 0	
Great Southern Line to Goulburn ... ..	134,784 11 7	
Trial Surveys ... ..	2,203 13 7	
Great Western Line, to the Nepean ... ..	3,198 10 10	
Great Western Line, from Penrith towards Bathurst ... ..	94,838 5 6	
Great Northern Line, towards Armidale ... ..	28,549 0 7	
Horse Railway Line, from Blacktown to Windsor and Richmond ... ..	34,100 5 5	
		310,764 2 5
26 VICTORIA, No. 14.		
Works in Progress—		
Salaries ... ..	150 3 4	
Contingencies ... ..	19 12 5	
Additional Line from Newcastle to the Wallsend Junction ... ..	11,612 6 4	
		11,782 2 1
27 VICTORIA, No. 14.		
Gate Houses, Western Line ... ..	345 5 9	
Northern Line ... ..	8,244 7 0	
Southern Line ... ..	342 13 6	
Land for Morpeth Railway ... ..	2,096 18 4	
Coal Sidings, Newcastle ... ..	392 2 6	
Siding into Cemetery, Haslem's Creek ... ..	2,859 2 6	
Extension to Bathurst ... ..	8,061 9 3	
Richmond and Windsor Railway ... ..	14,816 10 0	
		37,158 8 10
29 VICTORIA, No. 9. (In anticipation.)		
Dwarf Wall, Railing, and Gate, between the Domain and Reclaimed Land in Woolloomooloo Bay ... ..	250 0 0	
Reclamation of Land, Woolloomooloo Bay ... ..	2,962 13 10	
		3,212 13 10
CHARGES on the Sale of Debentures negotiated through the Agency of the Oriental Bank Corporation, London .....		2,149 5 4
ISSUES ON ACCOUNT.		464,656 3 3
Balance of Advances over Adjustments to Public Officers in 1864 ... ..	2,637 12 5	
Railway Store Purchases in excess of Issues in 1864 ... ..	68,079 1 3	
		70,716 13 8
TOTAL ... ..	£	535,372 16 11

CHRIS. ROLLESTON,  
*Auditor General.*



**SCHEDULE OF DISBURSEMENTS UP TO 31st DECEMBER, 1864, WHICH  
REMAINED UNADJUSTED AT THAT DATE, AND ARE EXCLUDED FROM  
THE FOREGOING STATEMENTS.**

STATEMENT, shewing the Amount of Advances to Public Officers, Benchés of Magistrates, Road Trusts, and others, which remained unadjusted on the 31st December, 1864, either from want of the requisite Vouchers, or from other objections to Accounts rendered not having been answered prior to closing the Accounts of the Year.

PARTIES.	SERVICE.	AMOUNT.
		£ s. d.
<b>OFFICERS IN CHARGE OF DEPARTMENTS, &amp;c.</b>		
Bank of New South Wales, London Branch..		146 9 4
Badgery Henry, Visiting Justice, Berrima Gaol ..	Departmental Expenses .. .. .	5 11 6
Barnett J., Colonial Architect..	Public Works .. .. .	6,129 18 5
Brownrigg, M. F. ..	Departmental Expenses .. .. .	0 5 1
Buchanan J., late Colonial Storekeeper ..	Ditto .. .. .	199 5 9
Commissariat Department ..	Ditto .. .. .	246 4 4
Christie W. H., Postmaster General ..	Ditto .. .. .	106 1 8
Cloete P. L., Gold Commissioner ..	Gold Fields Contingencies .. .. .	33 6 7
Cracknell E. C., Superintendent of Electric Telegraphs ..	Departmental Expenses .. .. .	11 12 0
Davidson W. R., Surveyor General ..	Ditto .. .. .	2 19 6
Dawson A., late Colonial Architect ..	Public Works and Buildings .. .. .	737 2 8
Fitzpatrick M., Under Secretary for Lands ..	Roads and Bridges .. .. .	470 17 0
Griffin J. H., Gold Commissioner ..	Gold Fields Contingencies .. .. .	37 10 0
Hyde Park Improvement Committee ..	Improvement of Hyde Park .. .. .	387 19 11
Hill Kennedy, Road Superintendent ..	Road Repairs .. .. .	10 0 0
Maclelean Harold, Gold Commissioner ..	Gold Fields Contingencies .. .. .	191 7 6
Maclelean A. G., late Surveyor General ..	Departmental Expenses .. .. .	5 7 9
Mann G. K., Superintendent of Fitz Roy Dock ..	Ditto .. .. .	7 0 1
M'Lerie John, Inspector General of Police ..	Ditto .. .. .	359 0 9
Moore Charles, Director of Botanic Gardens ..	Ditto .. .. .	0 9 2
Moriarty E. O., Engineer-in-Chief for Harbors and Rivers ..	Public Works .. .. .	989 15 10
Nathan Temple, District Court Registrar ..	District Court Expenses .. .. .	5 0 0
Olivey W. R., Paymaster, 12th Regiment ..	Military Allowance .. .. .	123 5 0
Oriental Bank Corporation, London ..	Interest on Debentures .. .. .	70 0 0
Plunkett W. E., Secretary to the Crown Law Officers ..	Departmental Expenses .. .. .	0 2 11
Purefoy W. A., District Court Judge..	District Court Expenses .. .. .	2 13 8
Rae John, Commissioner for Railways ..	Railway Stores and Advances .. .. .	194,405 3 9
Rolleston C., late Registrar General ..	Departmental Expenses .. .. .	66 13 4
Richards T., Government Printer ..	Ditto .. .. .	0 14 10
Scott D. C. F., Police Magistrate ..	Election Expenses .. .. .	0 5 6
Smalley G. R., Astronomer ..	Observatory Contingencies .. .. .	6 5 0
Uhr G., Sheriff ..	Departmental Expenses .. .. .	15 0 11
Wise E., Puisne Judge ..	Law Library .. .. .	105 19 6
Wickham J. C. ..	Native Police .. .. .	2 4 0
<b>BENCHES OF MAGISTRATES, ROAD TRUSTS, AND OTHERS.</b>		
Armstrong, Cox, and Colleary ..	Road Repairs, &c. .. .. .	177 13 6
Armstrong, Smith, and Crawley ..	Ditto .. .. .	60 0 0
Badgery, Nicolson, and Fitzgerald ..	Ditto .. .. .	39 0 0
Bellamy, Dungate, and Harrison ..	Ditto .. .. .	252 3 9
Bennett and Dixon ..	Ditto .. .. .	100 0 0
Berrima ..	Ditto .. .. .	40 0 0
Burrowa ..	Ditto .. .. .	400 0 0
Braidwood ..	Ditto .. .. .	17 1 0
Carcoar, Onsley, and Stimpson ..	Ditto .. .. .	0 1 0
Carcoar ..	Ditto .. .. .	270 15 10
Eden ..	Ditto .. .. .	3 6 2
Hartley ..	Ditto .. .. .	40 0 0
Bench of Magistrates....	Lismore .. .. .	23 0 0
	Macleay River .. .. .	15 10 2
	Moruya .. .. .	23 4 9
	Moulamein .. .. .	300 0 0
	Queanbeyan .. .. .	97 7 6
	Scone .. .. .	56 0 0
	Wagga Wagga .. .. .	55 10 0
	Wollombi .. .. .	116 14 11
Bolton, Doyle, Butler, and others ..	Ditto .. .. .	0 11 4
Carried forward .. .. .		£ 206,969 13 2

SCHEDULE OF DISBURSEMENTS, &c.—*continued.*

PARTIES.	SERVICE.	AMOUNT.		
		£	s.	d.
BENCHES OF MAGISTRATES, ROAD TRUSTS, AND OTHERS— <i>continued.</i>				
	Brought forward .. .. .	£	206,969	13 2
Brown, Dight, and Parnell .. .. .	Road Repairs .. .. .		5	0 0
Campbell and Chalder .. .. .	Ditto .. .. .		375	0 0
Campbell, Yates, and Bradridge .. .. .	Ditto .. .. .		72	0 0
Campbell and Lane .. .. .	Ditto .. .. .		100	0 0
Chalder and Thompson .. .. .	Ditto .. .. .		149	11 6
Chalder, Hambly, and Walker .. .. .	Ditto .. .. .		30	0 0
Chisholm, Cameron, and Spackman .. .. .	Ditto .. .. .		2	10 6
Coghlan, Bailey, and Police Magistrate, Tamworth	Ditto .. .. .		30	0 0
Clerk, Darby, and Cooper .. .. .	Ditto .. .. .		12	9 0
Close and Portus .. .. .	Ditto .. .. .		7	16 9
Close, Wisdom, and O'Keefe .. .. .	Ditto .. .. .		140	0 0
Cullen, Beard, and Murdock .. .. .	Ditto .. .. .		286	0 0
Downs, Oxley, and Perry .. .. .	Ditto .. .. .		0	3 0
Douglas, Wonsan, and Byrne .. .. .	Ditto .. .. .		63	0 0
Dodds, Roberts, and Moffitt .. .. .	Ditto .. .. .		200	0 0
Flett, Crofton, and Macdonald .. .. .	Ditto .. .. .		78	14 6
Harris, Hambly, and Walker .. .. .	Ditto .. .. .		100	0 0
Hall, Manning, and Turnbull .. .. .	Ditto .. .. .		100	0 0
Hill, Maclean, and Palmer .. .. .	Ditto .. .. .		284	4 0
Harvey, Whalan, and Wilson .. .. .	Ditto .. .. .		300	0 0
Hungerford, Thomas, and O'Neill .. .. .	Ditto .. .. .		170	0 0
Johnson and Turnbull .. .. .	Ditto .. .. .		6	0 0
Josephson and Breillat .. .. .	Ditto .. .. .		100	0 0
Kenny, Keefe, and others .. .. .	Ditto .. .. .		100	0 0
Lee and Campbell .. .. .	Ditto .. .. .		196	0 0
Lindsay and Thomas .. .. .	Ditto .. .. .		10	17 6
Lodge, Coman, and Gannon .. .. .	Ditto .. .. .		200	0 0
Lardner, Hyde, and Chapman .. .. .	Ditto .. .. .		25	0 0
Lucas, Redman, and Hardy .. .. .	Ditto .. .. .		950	0 0
Lucas, Body, and Hockley .. .. .	Ditto .. .. .		120	0 0
M'Alpin, Watts, and Blaxland .. .. .	Ditto .. .. .		80	0 0
M'Donald, Leonard, and others .. .. .	Ditto .. .. .		140	0 0
M'Kenzie, Wilson, and Bolton .. .. .	Ditto .. .. .		0	3 6
M'Innis, Frazer, and Proctor .. .. .	Ditto .. .. .		21	2 0
Manning, Wren, and Hibburd .. .. .	Ditto .. .. .		814	7 1
M'Koska, Moore, and Rotton .. .. .	Ditto .. .. .		50	0 0
Mort and Caswell .. .. .	Ditto .. .. .		267	15 0
Municipal Council, Albury .. .. .	Ditto .. .. .		137	1 0
Myddleton, Wynn, and Tucker .. .. .	Ditto .. .. .		300	0 0
Newman, Gardner, and Pearce .. .. .	Ditto .. .. .		5	6 0
Oakes, Frazer, Christie, and Bray .. .. .	Ditto .. .. .		83	6 6
Perrott R. J. .. .. .	Ditto .. .. .		60	0 0
Piesley, Dale, and Hanrahan .. .. .	Ditto .. .. .		700	0 0
Police Magistrate, Wollombi, and others .. .. .	Ditto .. .. .		19	17 0
Portus, Sadler, and others .. .. .	Ditto .. .. .		0	3 0
Poile, Manning, and Macauley .. .. .	Ditto .. .. .		196	18 4
Pye, Blake, and others .. .. .	Ditto .. .. .		28	0 0
Rodd, Wright, and Abercrombie .. .. .	Ditto .. .. .		103	6 8
	Ditto .. .. .		20	1 0
Road Trust .. { Botany .. .. .	Ditto .. .. .		449	19 10
	{ Canterbury .. .. .	Ditto .. .. .	430	1 2
	{ Cook's River .. .. .	Ditto .. .. .	72	19 0
	{ Maitland .. .. .	Ditto .. .. .	213	12 0
Saunders, Sefton, Stack, and others .. .. .	Ditto .. .. .		60	0 0
Smith and Miller .. .. .	Ditto .. .. .		182	18 0
Smith, Brewer, and Levy .. .. .	Ditto .. .. .		200	0 0
Staunton, Coman, and Gannon .. .. .	Ditto .. .. .		1	15 6
Styles, Cropper, and Strange .. .. .	Ditto .. .. .		168	0 0
Taylor, Larmer, and Bush .. .. .	Ditto .. .. .		75	0 0
Tierney, Brewer, and others .. .. .	Ditto .. .. .		82	11 0
Templar, Lane, and Dale .. .. .	Ditto .. .. .		500	0 0
Tucker, Tunks, and others .. .. .	Ditto .. .. .		0	5 0
Uhr, Bray, and Walker .. .. .	Ditto .. .. .		88	1 0
Vyner, Emanuel, and Mandelson .. .. .	Ditto .. .. .		0	0 10
Weber and Griffin .. .. .	Ditto .. .. .		11	0 4
Watts, Critchley, and Betts .. .. .	Ditto .. .. .		64	3 0
Whiteman, Cobcroft, and others .. .. .	Ditto .. .. .		6	0 0
Wilshire, Comrie, and others .. .. .	Ditto .. .. .			
OTHER GOVERNMENTS—				
Government of Queensland .. .. .			2,896	4 5
Government of Victoria .. .. .			3	12 0
TOTAL .. .. .		£	219,717	10 1



---

---

NEW SOUTH WALES.

---

AN ACCOUNT

OF THE

APPROPRIATION

OF THE

CONSOLIDATED REVENUE FUND,

FOR THE YEAR

1864,

SHEWING

- 1.—THE APPROPRIATIONS OF THE CONSOLIDATED REVENUE FUND, FOR THE YEAR 1864;
  - 2.—THE BALANCES OF APPROPRIATIONS FOR PREVIOUS YEARS, UNEXPENDED ON 31st DECEMBER 1863;
  - 3.—THE PAYMENTS MADE IN ACCORDANCE WITH APPROPRIATIONS;
  - 4.—THE PAYMENTS MADE IN EXCESS OF APPROPRIATIONS;
  - 5.—THE BALANCES OF APPROPRIATIONS UNEXPENDED ON THE 31st DECEMBER, 1864, AND RESERVED FOR ISSUE IN FOLLOWING YEARS.
- 
-

MEMORANDUM.

THE following Statement, presented for the first time, has been prepared with the intention of exhibiting, at one view, the position, at the close of the year 1864, of the Grants made by Parliament out of the Consolidated Revenue Fund, with reference to the Cash Issues therefrom up to the 31st December last, under each Head of Service, as described in the Appropriation Acts, but without reference to the final adjustment of those Issues.

Differences will thus be noticed between this Statement and those that precede it, for which it may be well to afford some explanation.

The practice, with regard to the preparation of the Annual Abstracts of the Public Accounts, has been, to bring no unadjusted payment to account, and therefore those Annual Statements do not shew the actual issues under the several Grants of Parliament during the year.

The present Statement, however, represents, as nearly as possible, the Cash Issues during the year, as well out of unexpended Grants for former years as out of those appropriated for the service of 1864, and exhibits the state of those Grants, both at the commencement and at the close of the year, together with the amount written off, and the payments made in excess of Parliamentary Authority.

The Issues in 1864, as shewn in the present Account, include the refund to the Bank of the sums advanced under the Bank Credit System, to 31st December, 1863, for which no corresponding entries appear in the preceding Statements, because the accounts to which they relate were adjusted and presented in the Statements for 1863, whilst items will be found in the preceding Statements for which no corresponding entries will be noticed in this Account, for the reason that there was no Cash Issue in 1864.

*Audit Office,*  
21st October, 1865.

STATEMENT, shewing the Appropriations of the Consolidated Revenue Fund for the year 1864; the Balances of Appropriations for Previous Years unexpended on 31st December, 1863; the Payments made during the year 1864, in accordance with, or in excess of, Appropriations; the Balances written off as not required; and the Balances unexpended at the 31st December, 1864, and reserved for issue in following years.

Appropriations and Balances of Appropriations.		HEADS OF SERVICE.	Payments made in 1864.		Balances of Appropriations written off.	Balances reserved for issue in following years of Appropriations		REMARKS.
Year.	Amount.		In accordance with Appropriations.	In excess of Appropriations.		For 1863 and Previous Years.	For 1864.	
	£ s. d.		£ s. d.	£ s. d.	£ s. d.	£ s. d.		
<b>F.—Schedules to 18 &amp; 19 Victoria, Cap. 54.</b>								
1864	22,350 0 0	Schedule A .. .. .	18,630 6 8	.....	3,300 0 0	.....	419 13 4	
1864	1,350 0 0	Schedule A—Supplement .. .. .	1,716 13 4	.....	.....	.....	133 6 8	
1863	778 3 9	Schedule B .. .. .	773 7 0	.....	.....	4 16 9	.....	
1864	13,950 0 0		8,928 0 4	.....	3,450 3 7	.....	1,571 16 1	
1863	420 4 4	Schedule B—Supplement .. .. .	230 10 8	.....	139 13 8	.....	.....	
1864	2,663 1 7		1,747 12 1	.....	.....	.....	915 9 6	
1859	32 11 1	Schedule C (including Bishopthorpe Estate Fund) ..	.....	.....	.....	32 11 1	.....	
1861	16 13 4		200 0 0	50 0 0	.....	.....	.....	
1862	200 0 0	Schedule A, Part 3—Balance of .. .. .	2,659 10 10	.....	.....	.....	.....	
1863	2,770 5 10		24,759 8 0	.....	1,220 11 2	.....	2,526 5 0	
1864	28,506 4 2		1,261 7 9	.....	.....	.....		
1855	3,552 1 3				2,290 18 6	.....		
<b>II.—Executive and Legislative.</b>								
1863	50 14 3	His Excellency the Governor-in-Chief .. .. .	50 14 3	.....	.....	.....	.....	
1864	1,458 0 0		1,180 12 11	.....	.....	.....	277 7 1	
1864	720 0 0	Executive Council .. .. .	714 7 2	.....	.....	.....	5 12 10	
1857	113 0 0		113 0 0	.....	.....	.....	.....	
1862	110 16 5	Legislative Council .. .. .	17 19 5	.....	.....	92 17 0	.....	
1863	32 3 6		0 5 0	.....	31 18 6	.....	.....	
1864	5,779 5 0	Legislative Assembly .. .. .	5,538 8 11	.....	.....	.....	240 16 1	
1863	345 4 8		6,978 2 8	.....	345 4 8	.....	.....	
1864	8,313 0 0	Legislative Council and Assembly .. .. .	.....	.....	.....	.....	1,334 17 4	
1863	182 15 9		851 19 0	.....	182 15 9	.....	.....	
1864	1,055 13 4	Parliamentary Library .. .. .	1,273 18 0	.....	.....	.....	203 14 4	
1864	1,972 14 0*		.....	.....	.....	.....	698 16 0	* Includes £371 14s. reserve of previous year.
<b>III.—The Principal Secretary.</b>								
1863	62 3 0	Chief Secretary .. .. .	.....	.....	62 3 0	.....	.....	
1864	4,755 0 0		4,670 5 1	.....	.....	.....	84 14 11	
1863	1,085 13 11	Military Allowance—Infantry .. .. .	1,085 13 11	.....	.....	.....	.....	
1864	4,387 0 0		2,535 18 10	.....	.....	.....	1,851 1 2	
1863	774 1 1	Do. . . . . Artillery .. .. .	774 1 1	.....	.....	.....	.....	
1864	4,004 16 0		2,829 1 7	.....	.....	.....	1,175 14 5	
1860	1 1 0	Volunteers .. .. .	.....	.....	.....	1 1 0	.....	
1862	206 15 0		20 17 6	.....	.....	165 0 0	20 17 6	
1863	516 0 11	Naval Brigade .. .. .	516 0 11	*0 3 11	.....	.....	.....	
1864	3,000 0 0		2,760 4 0	.....	.....	.....	239 16 0	* Appropriated in 1865 by the Act 29 Vict., No. 10.
1863	407 7 1		.....	.....	497 7 1	.....	.....	
1864	2,000 0 0		918 11 10	.....	.....	.....	1,081 8 2	

STATEMENT, &c.—continued.

Appropriations and Balances of Appropriations.		HEADS OF SERVICE.	Payments made in 1864.		Balances of Appropriations written off.	Balances reserved for issue in following years of Appropriations		REMARKS.					
Year.	Amount.		In accordance with Appropriations.	In excess of Appropriations.		For 1863 and Previous Years.	For 1864.						
	£ s. d.		£ s. d.	£ s. d.	£ s. d.	£ s. d.							
HH.—The Principal Secretary—continued.													
1860	457 6 0	Police .. .. .	457 6 0		457 6 0								
1861	837 15 2		12 0 0		825 15 2								
1862	246 12 0		246 12 0	5 16 3									
1863	26,488 7 3		22,824 19 4		3,663 7 11								
1864	220,793 0 0		199,760 17 4			21,032 2 8							
1863	1,033 2 8		Gaol, Sydney.. .. .	3 10 0		219 12 1	810 0 7						
1864	9,854 0 0			9,797 10 4			56 9 8						
1863	501 1 1			186 6 4		314 14 9							
1864	5,906 0 0			5,906 0 0	*523 6 6								
1863	475 5 3			Parramatta .. .. .	436 14 4		38 10 11						
1864	2,777 0 0				2,337 7 5			439 12 7					
1863	157 18 6				151 19 3		5 19 3						
1864	2,495 0 0				2,307 19 3			187 0 9					
1863	452 2 1				Maitland .. .. .	229 7 11		222 14 2					
1864	2,754 0 0					2,426 18 11			327 1 1				
1863	324 7 10					Goulburn .. .. .			324 7 10				
1864	3,867 0 0						3,379 3 7			487 16 5			
1863	288 17 10						236 18 6		51 19 4				
1864	1,218 0 0						958 12 9			259 7 3			
1863	135 6 11						Albury .. .. .	114 2 5		21 4 6			
1864	966 0 0	843 11 3								122 8 9			
1863	157 16 2	88 6 7							69 9 7				
1864	931 0 0	931 0 0						*92 10 5					
1863	364 7 4	Mudgee .. .. .						105 4 3		259 3 1			
1864	478 0 0							367 4 9			110 15 3		
1863	243 13 5		133 14 7						109 13 10				
1864	478 0 0		478 0 0					*227 11 6					
1863	633 0 9		Grafton .. .. .					77 13 4		555 7 5			
1864	628 0 0							491 7 3			136 12 0		
1863	218 0 2			76 2 1					141 13 1				
1864	597 0 0			555 18 8						41 1 4			
1863	322 7 8			Wollongong .. .. .				60 17 4		261 10 4			
1864	478 0 0							401 14 4			76 5 8		
1863	349 7 0				92 16 4				256 10 8				
1864	1,035 0 0				879 6 0					155 14 0			
1863	30 5 6				Armidale .. .. .	29 18 0			0 7 6				
1864	119 0 0					98 4 0				20 16 0			
1863	41 0 0					20 3 0			20 17 0				
1864	238 0 0					226 18 0				11 2 0			
1863	20 18 0					Wagga Wagga .. .. .	20 3 0		0 15 0				
1864	238 0 0						226 18 0			11 2 0			
1863	50 11 8						31 1 2		19 10 6				
1864	1,197 7 6						742 17 4			454 10 2			
1863	50 10 10	Eden .. .. .					3 17 9		46 13 1				
1864	139 0 0						77 0 2			61 19 10			
1863	751 1 8						397 16 9			353 4 11			
1864	118 19 0						103 14 6			15 4 6			
1863	30 5 6		Yass .. .. .				29 18 0		0 7 6				
1864	119 0 0						98 4 0			20 16 0			
1863	41 0 0						20 3 0		20 17 0				
1864	238 0 0						226 18 0			11 2 0			
1863	20 18 0			Gundagai .. .. .			20 3 0		0 15 0				
1864	238 0 0						226 18 0			11 2 0			
1863	50 11 8						31 1 2		19 10 6				
1864	1,197 7 6						742 17 4			454 10 2			
1863	50 10 10				Denitiquin .. .. .		3 17 9		46 13 1				
1864	139 0 0						77 0 2			61 19 10			
1863	751 1 8						397 16 9			353 4 11			
1864	118 19 0						103 14 6			15 4 6			
1863	30 5 6					Tenterfield .. .. .	29 18 0		0 7 6				
1864	119 0 0						98 4 0			20 16 0			
1863	41 0 0						20 3 0		20 17 0				
1864	238 0 0						226 18 0			11 2 0			
1863	20 18 0	Orange.. .. .					20 3 0		0 15 0				
1864	238 0 0						226 18 0			11 2 0			
1863	50 11 8						31 1 2		19 10 6				
1864	1,197 7 6						742 17 4			454 10 2			
1863	50 10 10		Wellington .. .. .				3 17 9		46 13 1				
1864	139 0 0						77 0 2			61 19 10			
1863	751 1 8						397 16 9			353 4 11			
1864	118 19 0						103 14 6			15 4 6			

\* Appropriated in 1865, by the Act 29 Victoria, No. 10.

678

STATEMENT, &c.—continued.

Appropriations and Balances of Appropriations.			HEADS OF SERVICE.		Payments made in 1864.		Balances of Appropriations written off.	Balances reserved for issue in following years of Appropriations		REMARKS.				
Year.	Amount.				In accordance with Appropriations.	In excess of Appropriations.		For 1863 and Previous Years.	For 1864.					
	£	s.	d.		£	s.	d.	£	s.	d.				
HH.—The Principal Secretary—continued.														
1863	135	14	1	Gaols, Country Districts .. .. .	94	13	0	41	1	1				
1864	1,900	0	0		1,651	6	9				248	13	3	
1863	700	0	0	Clothing for Warders .. .. .				700	0	0				
1864	700	0	0								700	0	0	
1863				Hulk "Harmony" .. .. .										
1863	591	4	0					*45	0	0				
1864	3,016	0	0	Penal Establishment, Cockatoo Island .. .. .	7,314	11	3	591	4	0				* Appropriated in 1865, by the Act 29 Victoria, No. 10.
1864	200	0	0											
1863	15	0	0	Visiting Justice at Sydney Gaol, and Penal Establishment, Cockatoo Island .. .. .	199	6	8							
1864	260	0	0											
1863	39	14	8	Allowance to Medical Board, Lunatic Asylums .. .. .	15	0	0							
1864	12,095	17	9			225	0	0						
1863	411	4	5	Lunatic Asylum, Tarban Creek .. .. .	1	13	0	37	16	8				
1864	10,294	0	0			9,910	6	11						
1863	44	0	0	Parramatta .. .. .	293	4	5	118	0	0				
1864	44	0	0			9,736	6	10						
1863	44	0	0	Medical Board .. .. .	44	0	0							
1864	44	0	0											
1862	112	4	0	Vaccine Institution .. .. .	5	16	8	12	4	0	94	3	4	
1863	1,468	7	1			1,468	7	1						
1864	2,762	0	0		1,193	11	4							
1863	79	0	8	Auditor General .. .. .	1	0	0	78	0	8				
1864	5,732	0	0			4,755	17	9						
1863	1,799	15	11	Registrar General .. .. .	883	7	2	916	8	9				
1864	11,675	0	0			9,322	18	0						
1860	86	5	6	Observatory .. .. .				86	5	6				
1862	122	5	0						122	5	0			
1863	700	0	0		476	13	9	123	6	3	100	0	0	
1864	1,265	14	11†		1,246	6	2							
1864	700	0	0	Museum—Salary of Curator .. .. .	250	0	0							
1863	325	0	0			325	0	0						
1864	1,300	0	0	Colonial Agent .. .. .	975	0	0							
1863	145	13	2			145	13	2						
1864	35,000	0	0	National Schools .. .. .	35,000	0	0							
1861	4,318	11	5‡			4,818	11	5						
1862	5,563	19	4	Denominational Schools .. .. .	5,563	19	4							
1863	5,123	13	4			5,123	13	4						
1864	35,000	0	0		32,053	6	8							
1863	156	4	0	Protestant Orphan School .. .. .				156	4	0				
1864	3,234	0	0			2,835	7	9						
1863	1,743	6	5	Roman Catholic Orphan School .. .. .	1,277	5	2	466	1	3				
1864	3,150	0	0			3,150	0	0						
1864	5,000	0	0	Endowment of the University of Sydney .. .. .	5,000	0	0							
1863	83	6	8			83	6	8						
1864	1,000	0	0	Do. Affiliated Colleges .. .. .	916	13	4							
1864	1,500	0	0	Do. Sydney Grammar School .. .. .	1,500	0	0							
1863	790	4	3	Asylums for the Infirm and Destitute .. .. .	783	13	2	6	6	1				
1864	9,000	0	0			8,524	18	4						

STATEMENT, &c.—continued.

Appropriations and Balances of Appropriations.		HEADS OF SERVICE.	Payments made in 1864.		Balances of Appropriations written off.	Balances reserved for issue in following years of Appropriations		REMARKS.
Year.	Amount.		In accordance with Appropriations.	In excess of Appropriations.		For 1863 and Previous Years.	For 1864.	
	£ s. d.		£ s. d.	£ s. d.	£ s. d.	£ s. d.		
		<b>III.—The Principal Secretary—continued.</b>						
		<b>GRANTS IN AID OF PUBLIC INSTITUTIONS.</b>						
1863	100 0 0	Australian Museum.. ..	100 0 0	.....	.....	.....		
1864	1,200 0 0	Sydney Mechanics' School of Arts .. ..	1,200 0 0	.....	.....	.....		
1864	200 0 0	School of Arts, St. Leonard's .. ..	200 0 0	.....	.....	.....		
1864	200 0 0	Mechanics' Institute, Tamworth—Building Fund .. ..	100 2 0	.....	.....	99 18 0		
1862	175 3 0	Mechanics' School of Arts, Albury do. .. ..	79 6 0	.....	95 17 0	.....		
1862	314 11 6	School of Arts, Albury—Building Fund .. ..	.....	.....	314 11 6	.....		
1862	156 4 3	Bathurst do. .. ..	.....	.....	156 4 3	.....		
1862	21 0 0	Waverley do. .. ..	.....	.....	21 0 0	.....		
1862	74 4 6	Mechanics' Institute, Yass do. .. ..	.....	.....	74 4 6	.....		
1862	1,000 0 0	School of Arts, Paterson do. .. ..	.....	.....	1,000 0 0	.....		
1862	100 0 0	Morpeth do. .. ..	57 5 6	.....	100 0 0	.....		
1863	400 0 0	Richmond do. .. ..	.....	.....	400 0 0	.....		
1864	300 0 0	Camden do. .. ..	.....	.....	300 0 0	.....		
1864	500 0 0	Grafton do. .. ..	.....	.....	500 0 0	.....		
1864	200 0 0	Bathurst.. ..	62 10 0	.....	200 0 0	.....		
1864	200 0 0	Waverley .. ..	61 5 0	.....	200 0 0	.....		
1863	67 15 0	Yass .. ..	.....	.....	67 15 0	.....		
1864	100 0 0	Branxton .. ..	.....	.....	100 0 0	.....		
1863	100 0 0	Goulburn .. ..	.....	.....	100 0 0	.....		
1864	100 0 0	Albury .. ..	46 6 6	.....	100 0 0	.....		
1864	100 0 0	Armidale .. ..	61 8 0	.....	100 0 0	.....		
1864	25 0 0	Stroud .. ..	22 15 0	.....	25 0 0	.....		
1864	100 0 0	Literary Institute, Braidwood .. ..	.....	.....	100 0 0	.....		
1863	500 0 0	Acclimatization Society of New South Wales .. ..	178 8 0	.....	500 0 0	.....		
1864	500 0 0	.....	.....	.....	500 0 0	.....		
		<b>CHARITABLE ALLOWANCES:</b>						
1863	907 0 0	For the support of Women and Children in the Benevolent Asylum, Sydney .. ..	907 0 0	.....	.....	.....		
1864	3,500 0 0	.....	2,492 0 0	.....	.....	1,008 0 0		
1863	1,500 0 0	For the support of Paupers in the Colonial Hospitals .. ..	1,429 3 4	.....	70 16 8	.....		
1864	4,000 0 0	In aid of the Sydney Infirmary and Dispensary .. ..	2,636 11 6	.....	.....	1,313 8 6		
1864	1,727 0 0	Benevolent Society, Sydney .. ..	1,727 0 0	.....	.....	.....		
1863	4,232 6 6	.....	4,232 6 6	.....	.....	.....		
1864	500 0 0	For the support of Infants removed from Benevolent Asylum, Sydney, to the Asylum for Destitute Children at Randwick .. ..	250 0 0	.....	.....	250 0 0		
1863	362 19 4	.....	168 10 4	.....	194 9 0	.....		
1864	700 0 0	Towards completing the Wing of the Asylum for Destitute Children at Randwick .. ..	505 11 0	.....	.....	194 9 0		
1864	2,000 0 0	In aid of the Asylum for Destitute Children at Randwick .. ..	2,000 0 0	.....	.....	.....		
1863	508 15 0	.....	508 15 0	.....	.....	.....		
1864	4,000 0 0	.....	3,566 5 0	.....	.....	433 15 0		

080

STATEMENT, &c.—*continued.*

Appropriations and Balances of Appropriations.		HEADS OF SERVICE.	Payments made in 1864.		Balances of Appropriations written off.	Balances reserved for issue in following years of Appropriations		REMARKS.
Year.	Amount.		In accordance with Appropriations.	In excess of Appropriations.		For 1863 and Previous Years.	For 1864.	
	£ s. d.		£ s. d.	£ s. d.	£ s. d.	£ s. d.		
		<b>III.—The Principal Secretary—<i>continued.</i></b>						
		<b>CHARITABLE ALLOWANCES—<i>continued.</i></b>						
1864	5,300 0 0	For the erection of an additional Wing and quarters for officers and servants at the Sydney Infirmary		1,216 0 0	.....	.....	4,084 0 0	
		In aid of the Hospital at—						
1863	50 0 0	Windsor .. .. .		50 0 0	.....	.....	.....	
1864	200 0 0	.....		150 0 0	.....	.....	50 0 0	
1863	200 0 0	Newcastle .. .. .		190 9 0	.....	.....	200 0 0	
1864	200 0 0	.....		.....	9 11 0	.....	.....	
1863	200 0 0	Wagga Wagga .. .. .		200 0 0	.....	.....	200 0 0	
1864	200 0 0	.....		.....	.....	.....	200 0 0	
1863	169 5 2	Port Macquarie .. .. .		26 17 9	.....	.....	.....	
1864	200 0 0	.....		57 15 3	.....	.....	142 7 5	
1863	200 0 0	Yass .. .. .		98 2 6	.....	.....	142 4 9	
1864	200 0 0	.....		.....	101 17 6	.....	200 0 0	
1863	200 0 0	Armidale and New England .. .. .		86 1 11	.....	.....	.....	
1864	200 0 0	.....		102 15 6	.....	.....	97 4 6	
1863	200 0 0	Sofala .. .. .		107 17 0	.....	.....	.....	
1864	200 0 0	.....		.....	92 3 0	.....	200 0 0	
1863	200 0 0	Braidwood .. .. .		122 10 0	.....	.....	77 10 0	
1864	200 0 0	.....		10 0 0	.....	.....	.....	
1863	200 0 0	Port Stephens .. .. .		.....	190 0 0	.....	200 0 0	
1864	200 0 0	.....		109 2 0	.....	.....	.....	
1863	200 0 0	Kiandra .. .. .		.....	90 18 0	.....	200 0 0	
1864	200 0 0	.....		.....	.....	.....	200 0 0	
1863	200 0 0	Deniliquin .. .. .		200 0 0	.....	.....	.....	
1864	200 0 0	.....		200 0 0	.....	.....	.....	
1863	200 0 0	Forbes .. .. .		.....	.....	.....	200 0 0	
1864	200 0 0	.....		.....	.....	.....	.....	
1863	200 0 0	Muswellbrook .. .. .		.....	200 0 0	.....	.....	
1864	200 0 0	.....		138 11 4	.....	.....	61 8 8	
1863	200 0 0	Carcoar .. .. .		200 0 0	.....	.....	200 0 0	
1864	200 0 0	.....		.....	.....	.....	.....	
1863	222 11 3	Maitland .. .. .		30 18 0	.....	.....	.....	
1864	600 0 0	.....		188 15 3	.....	.....	411 4 9	
1863	188 16 0	Parramatta .. .. .		90 1 4	.....	.....	.....	
1864	300 0 0	.....		98 9 6	.....	.....	201 10 6	
1863	84 11 11	Bathurst .. .. .		84 11 11	.....	.....	.....	
1864	700 0 0	.....		322 18 7	.....	.....	77 1 5	
1863	70 15 6	Goulburn .. .. .		70 15 6	.....	.....	.....	
1864	300 0 0	.....		224 2 0	.....	.....	75 18 0	
1863	100 0 0	Mudgee .. .. .		100 0 0	.....	.....	.....	
1864	200 0 0	.....		200 0 0	.....	.....	.....	
1863	150 0 0	Adelong .. .. .		150 0 0	.....	.....	.....	
1864	100 0 0	.....		100 0 0	.....	.....	.....	
1863	100 0 0	Wellington .. .. .		100 0 0	.....	.....	.....	
1864	100 0 0	.....		100 0 0	.....	.....	.....	
1863	300 0 0	Young (Burrangong) .. .. .		300 0 0	.....	.....	.....	
1864	416 7 10	.....		416 7 10	.....	.....	300 0 0	

57

STATEMENT, &c.—continued.

Appropriations and Balances of Appropriations.			HEADS OF SERVICE.	Payments made in 1864.		Balances of Appropriations written off.	Balances reserved for issue in following years of Appropriations		REMARKS.			
Year.	Amount.			In accordance with Appropriations.	In excess of Appropriations.		For 1863 and Previous Years.	For 1864.				
	£	s.	d.	£	s.	d.	£	s.	d.			
				III.—The Principal Secretary—continued.								
				CHARITABLE ALLOWANCES—continued.								
				In aid of the Hospital at—								
1864	150	0	0	Grafton .. .. .	150	0	0					
1864	200	0	0	Murrurundi .. .. .					200	0	0	
1864	400	0	0	Albury, and Benevolent Society .. .. .	400	0	0					
1863	200	0	0	Penrith, do. .. .. .	118	19	6	81	0	6		
1864	200	0	0							200	0	0
1862	50	0	0	Benevolent Society, Singleton and Patrick's Plains .. .. .	50	0	0					
1863	200	0	0			200	0	0				
1864	200	0	0						200	0	0	
1863	288	5	6	Benevolent Society, Parramatta .. .. .				288	5	6		
1864	350	0	0							350	0	0
1863	150	0	0	Do. Tamworth .. .. .	150	0	0					
1864	150	0	0							150	0	0
1863	100	0	0	Benevolent Asylum, Muswellbrook—Erection of Do. Wee Waa—Erection of	100	0	0					
1862	150	0	0					150	0	0		
1862	1,000	0	0	In aid of the erection of an Hospital at Newcastle .. .. .	1,000	0	0					
1863	550	0	0	Do. Wagga Wagga .. .. .	550	0	0					
1864	350	0	0	Do. Tenterfield .. .. .	350	0	0					
1863	300	0	0	Do. Scone .. .. .				300	0	0		
1864	300	0	0	Do. Bourke .. .. .	300	0	0					
1863	200	0	0	Do. Grafton .. .. .	200	0	0					
1864	150	0	0							150	0	0
1862	300	0	0	Hot and Cold Baths, Sydney Infirmary .. .. .				300	0	0		
1864	300	0	0	Towards completing the Hospital at Wollongong .. .. .	300	0	0					
1864	350	0	0	For Repairs of Hospital and Benevolent Asylum, Windsor .. .. .	350	0	0					
1864	250	0	0	In aid of the Deaf and Dumb Institution .. .. .	250	0	0					
				MUNICIPAL INSTITUTIONS.								
1863	5,000	0	0	Municipal Council, Sydney, in aid of the City Funds .. .. .	5,000	0	0					
1864	10,000	0	0			10,000	0	0				
1864	74	5	5	Preliminary Expenses of Municipal Institutions, 22 Victoria, No. 13 .. .. .	74	5	5					
1864	20,867	2	5	Endowments of Municipal Institutions, 22 Victoria, No. 13 .. .. .	20,867	2	5					
				MISCELLANEOUS SERVICES.								
1861	0	9	0	Expenses attending the preparation of the Electoral Lists .. .. .				0	9	0		
1863	99	18	9			56	3	6	43	15	3	
1864	5,509	0	0		5,409	1	2			90	18	10
1864	1,250	0	0	Expenses of Returning Officers of the Electoral Districts .. .. .	1,250	0	0	134	19	8		
1864	513	0	0	Refund of balance of proceeds of the goods of John Cockerell .. .. .	513	0	0					

{ Appropriated in 1865, by the Act 29 Victoria, No. 10.



STATEMENT, &c.—continued.

Appropriations and Balances of Appropriations.		HEADS OF SERVICE.	Payments made in 1864.		Balances of Appropriations written off.	Balances reserved for issue in following years of Appropriations		REMARKS.
Year.	Amount.		In accordance with Appropriations.	In excess of Appropriations.		For 1863 and Previous Years.	For 1864.	
		<b>III.—The Principal Secretary—continued.</b>						
		<b>MISCELLANEOUS SERVICES—continued.</b>	£ s. d.	£ s. d.	£ s. d.	£ s. d.	£ s. d.	
1864	50 0 0	Gratuity to Mrs. Sarah Kelly, widow of a Turnkey of the Gaol, Maitland	50 0 0	.....	.....	.....	.....	
1864	10 0 0	Erection of a Public Pound, Upper Tarlo, District of Goulburn	.....	.....	.....	.....	10 0 0	
1864	10 16 3	Purchase of materials for a Boat to save lives and property during the late Flood at Tamworth	10 16 3	.....	.....	.....	.....	
		Relief to sufferers by the late Floods,—						
1864	67 9 0	District of Newcastle	.....	.....	.....	.....	67 9 0	
1864	40 0 0	Gunnedah and Tamworth	40 0 0	.....	.....	.....	.....	
1864	500 0 0	Generally	493 6 6	.....	.....	.....	6 13 6	
		Gunnedah	.....	85 9 6	.....	.....	.....	
		Windsor	.....	166 8 10	.....	.....	.....	
		West Maitland	.....	2,157 18 7	.....	.....	.....	
		West Kempsey	.....	195 15 9	.....	.....	.....	
		Hawkesbury	.....	1,200 15 0	.....	.....	.....	
		Distressed Settlers, Camden and Picton	.....	200 0 0	.....	.....	.....	
1861	200 0 0	Premium for growth of Flax	.....	.....	.....	200 0 0	.....	
1861	8 0 0	.....	.....	.....	8 0 0	.....	.....	
1864	203 16 6	Military Expedition to Lambing Flat	203 16 6	.....	.....	.....	.....	
		<b>IV.—Administration of Justice.</b>						
1861	373 10 6	.....	.....	.....	373 10 6	.....	.....	
1862	20 0 0	.....	.....	.....	20 0 0	.....	.....	
1863	257 3 5	Law Officers of the Crown	111 1 8	.....	146 1 9	.....	.....	
1864	4,630 0 0	.....	4,392 1 10	.....	.....	.....	237 18 2	
1863	10 0 10	Supreme and Circuit Courts	10 0 10	*61 14 8	.....	.....	.....	
1864	8,968 0 0	.....	8,968 0 0	†1,877 8 1	.....	.....	.....	* Appropriated in 1865, by the Act 29 Victoria, No. 10.
1863	875 13 4	Sheriff..	21 17 4	.....	853 16 0	.....	.....	
1864	7,245 0 0	.....	6,460 13 5	.....	.....	.....	784 6 7	
1864	2,455 0 0	Insolvent Court	2,447 13 4	.....	.....	.....	7 6 8	
1863	2,213 5 10	District Courts	718 3 6	.....	1,495 2 4	.....	.....	
1864	19,391 0 0	.....	17,080 4 8	.....	.....	.....	2,310 15 4	
1863	1 14 8	Quarter Sessions	1 14 8	‡41 8 2	.....	.....	.....	
1864	9,314 0 0	.....	9,314 0 0	†1,940 9 9	.....	.....	.....	† Appropriated in 1865, by the Act 29 Victoria, No. 10, excepting £29 16s.
1859	19 0 6	.....	.....	.....	19 0 6	.....	.....	
1861	.....	.....	.....	.....	.....	.....	.....	
1862	.....	Coroners' Inquests	.....	‡2 1 0	.....	.....	.....	
1863	917 14 0	.....	823 11 6	.....	89 2 6	.....	.....	‡ Appropriated in 1865, by the Act 29 Victoria, No. 10.
1864	3,289 0 0	.....	2,528 3 3	.....	.....	.....	760 16 9	
1864	50 0 0	Court of Claims	50 0 0	‡95 4 0	.....	.....	.....	

683

STATEMENT, &c.—continued.

Appropriations and Balances of Appropriations.		HEADS OF SERVICE.	Payments made in 1864.		Balances of Appropriations written off.	Balances reserved for issue in following years of Appropriations		REMARKS.
Year.	Amount.		In accordance with Appropriations.	In excess of Appropriations.		For 1863 and Previous Years.	For 1864.	
	£ s. d.		£ s. d.	£ s. d.	£ s. d.	£ s. d.		
		<b>IV.—Administration of Justice—continued.</b>						
		MISCELLANEOUS.						
		To cover the Verdict and other Expenses in the case of Robertson <i>ats.</i> Dumaresq .. .. .		7,321 9 0			} Appropriated in 1865, by the Act 29 Victoria, No. 10.	
		Law Expenses in the case Graham and others <i>v.</i> Berry .. .. .		1,000 0 0				
		Law Expenses—the Queen <i>ats.</i> Holdsworth and others (Moruya Breakwater Works)		500 19 8				
		Law Expenses—Attorney General <i>v.</i> Eagar (Church and School Lands) .. .. .		290 4 1				
		Law Expenses—Pearce <i>v.</i> Bruce (Seizure of Contraband Cattle) .. .. .		309 1 0				
		<b>V.—Treasurer and Secretary for Finance and Trade.</b>						
1863	7 10 8	Treasury .. .. .	1 11 0		5 19 8			
1864	6,320 0 0		6,320 0 0	*413 8 11				
1863	438 10 0	Customs .. .. .	27 0 6		411 9 6			
1864	24,896 10 0		24,896 10 0	*54 13 0				
1863	137 9 7	Colonial Distilleries and Refineries .. .. .			137 9 7			
1864	3,120 0 0		2,672 0 4			447 19 8		
1861	406 1 2				406 1 2			
1862	100 6 11	Sydney Branch of the Royal Mint .. .. .			100 6 11			
1863	1,910 4 7		402 0 0		1,508 4 7			
1864	13,393 0 0		13,212 1 1			180 18 11		
1863	206 5 0	Gold Receivers .. .. .	121 5 0		85 0 0			
1864	500 0 0		262 10 0			237 10 0		
1862	3 0 0	Post Office .. .. .	3 0 0	*63 9 0			* Appropriated in 1865 by the Act 29 Vict., No. 10.	
1863	3,216 11 9		2,464 4 8		752 7 1			
1864	31,213 12 0 <sup>4</sup>		26,438 16 2			4,774 15 10 <sup>4</sup>		
1863	20,545 3 10	Conveyance of Mails .. .. .	15,860 13 5		4,684 10 5			
1864	60,820 0 0		42,911 15 10			17,908 4 2		
1862	3,125 15 5	Steam Postal Communication <i>via</i> Suez .. .. .	2,869 0 1		256 15 4			
1863	20,000 0 0		18,043 9 5			1,956 10 7		
1864	20,000 0 0	Ditto <i>via</i> Panama .. .. .				20,000 0 0		
1864	50,000 0 0	Money Order Department .. .. .			50,000 0 0			
1863	494 6 3		172 19 5		321 7 3			
1864	2,980 0 0		1,791 15 7			1,188 4 5		
1860	3 3 10	Colonial Storekeeper, including Stores and Fuel, and Light .. .. .			3 3 10			
1862	807 8 6				806 6 3	1 2 3		
1863	21,549 16 11		3,037 7 2		18,512 9 9			
1864	42,255 0 0		42,255 0 0	*13,626 1 10				
1863	766 8 4	Printing, Bookbinding, and Postage Stamps .. .. .	596 13 8		169 14 8			
1864	18,570 0 0		17,042 6 8			1,527 13 4		
1864	976 0 0	Gunpowder Magazine .. .. .	817 12 2			158 7 10		

STATEMENT, &c.—continued.

Appropriations and Balances of Appropriations.		HEADS OF SERVICE.	Payments made in 1864.		Balances of Appropriations written off.	Balances reserved for issue in following years of Appropriations		REMARKS.
Year.	Amount.		In accordance with Appropriations.	In excess of Appropriations.		For 1863 and Previous Years.	For 1864.	
	£ s. d.		£ s. d.	£ s. d.	£ s. d.	£ s. d.		
		<b>V.—Treasurer and Secretary for Finance and Trade—continued.</b>						
1863	201 14 5	} Health Officers and Emigration Officer, Port Jackson {	197 18 4	.....	3 16 1	.....	.....	
1864	755 0 0		Quarantine .. .. .	641 7 0	.....	.....	113 13 0	
1864	918 0 0		Shipping Masters .. .. .	425 9 0	.....	.....	492 11 0	
1864	1,174 0 0		Glebe Island Abattoirs .. .. .	1,146 18 4	.....	.....	27 1 8	
1863	1 14 5			1 14 5	*12 12 0	.....	.....	*Appropriated in 1865 by the Act 29 Victoria, [No. 10.]
1864	1,070 0 0		802 10 3	.....	.....	267 9 9		
		<b>HARBOURS, LIGHTHOUSES, AND PILOT DEPARTMENT.</b>						
1864	650 0 0	} Superintendent of Pilots, Lighthouses, and Harbours {	573 6 8	.....	.....	76 13 4		
1863	135 11 6		Steam Navigation and Pilot Boards .. .. .	49 7 0	.....	86 4 6	.....	
1864	1,102 0 0	} Harbour Masters .. .. .	1,081 17 11	.....	.....	20 2 1		
1864	1,450 0 0		Light Houses .. .. .	1,345 6 2	.....	212 12 6	104 13 10	
1863	1,736 9 2	} Sea and River Pilots .. .. .	1,523 16 8	.....	.....	1,606 12 5		
1864	4,917 0 0		Boatmen .. .. .	3,310 7 7	.....	225 3 8	789 4 0	
1863	225 3 8	} Telegraph Stations .. .. .	7,621 16 0	.....	.....	229 2 10		
1864	8,411 0 0		Contingencies .. .. .	5,766 17 2	.....	697 18 11	1 16 3	
1864	5,996 0 0		542 3 9	.....	88 16 0	871 4 3		
1863	544 0 0		135 11 8	.....	.....	.....		
1864	922 6 7		658 15 9	.....	.....	.....		
1864	1,530 0 0		.....	.....	.....	.....		
		<b>MISCELLANEOUS SERVICES.</b>						
1860	0 9 7	} Postage of the various Public Departments ..	.....	3 2 4	.....	0 9 7	.....	} Appropriated in 1865 by the Act 29 Victoria, No. 10, excepting £3 2s. 4d., Postage, 1862, and £17 3s. 7d., Postage, 1863.
1862	.....		Telegraphic Messages on Public Service ..	.....	212 6 9	.....	.....	
1863	.....	} Queen's Plate run for on the Randwick Racecourse, 1864 ..	4,000 0 0	247 16 7	.....	.....	54 2 6	
1864	4,000 0 0		Provisions left on Booby Island for Shipwrecked Persons .. .. .	4,945 17 6	.....	.....	.....	.....
1864	200 0 0	} Unforeseen Expenses .. .. .	200 0 0	.....	.....	.....	.....	
1864	30 0 0		Coast Surveys .. .. .	26 5 0	.....	.....	3 15 0	
1861	24 11 8	} Repairing Moorings at Bellambi .. .. .	.....	.....	18 11 8	6 0 0	.....	
1862	150 19 5		Buoy for Wollongong Harbour .. .. .	50 0 0	.....	100 19 5	.....	.....
1863	151 13 2	} Gratuities to the Widows of the Boatmen who lost their lives by the swamping of the Life-boat Newcastle:—	60 0 0	.....	91 13 2	.....	.....	
1864	2,000 0 0		Mrs. Elliston .. .. .	1,170 8 2	.....	.....	329 11 10	
1863	753 12 0	} Mrs. Horton .. .. .	550 18 3	.....	202 13 9	.....	.....	
1864	1,500 0 0			1,176 3 5	.....	.....	323 16 7	
1864	0 10 0		.....	.....	0 10 0	.....		
1864	0 2 6		.....	.....	0 2 6	.....		
1864	100 0 0		.....	.....	.....	.....		
1864	80 0 0		100 0 0	.....	.....	.....		
1864	80 0 0		80 0 0	.....	.....	.....		

STATEMENT, &c.—continued.

Appropriations and Balances of Appropriations.		HEADS OF SERVICE.	Payments made in 1864.		Balances of Appropriations written off.	Balances reserved for issue in following years of Appropriations		REMARKS.
Year.	Amount.		In accordance with Appropriations.	In excess of Appropriations.		For 1863 and Previous Years.	For 1864.	
	£ s. d.		£ s. d.	£ s. d.	£ s. d.	£ s. d.		
		<b>V.—Treasurer and Secretary for Finance and Trade—continued.</b>						
		MISCELLANEOUS SERVICES—continued.						
1863	1,000 0 0	Compensation to Mrs. Jones, for loss on Mail Contract between Melbourne and Sydney, in 1851	1,000 0 0	.....	.....	.....		
1863	1,187 13 5	Interest on Savings' Bank Deposits in the Treasury, 17 Vict., No. 24, sec. 18	1,169 17 2	.....	17 16 3	.....		
1863	20 0 0	Erection of a Signal Post at Newcastle	.....	.....	20 0 0	.....		
1863	200 0 0	Swinging Moorings for adjusting Ships' Compasses.	.....	.....	200 0 0	.....		
1858 &c.	2,758 0 11	Old unpaid Claims in Warrant, 1853 and previous years	.....	.....	2,758 0 11	.....		
1861	3,000 0 0	Standard Weights and Measures	.....	.....	3,000 0 0	.....		
1864	10,000 0 0	In aid of the "Superannuation Fund," 27 Victoria, No. 11	10,000 0 0	.....	.....	.....		
		<b>VI.—Secretary for Lands.</b>						
1863	122 15 2	Department of Lands	105 14 4	.....	17 0 10	.....		
1864	5,565 0 0	.....	5,454 7 8	.....	.....	110 12 4		
1858	8 5 0	.....	.....	.....	8 5 0	.....		
1863	12,745 5 1	Survey of Lands	9,825 18 0	.....	2,919 7 1	.....		
1864	62,970 0 0	.....	54,063 12 11	.....	.....	8,906 7 1		
1858	0 18 6	.....	.....	.....	0 18 6	.....		
1859	0 14 8	.....	.....	.....	0 14 8	.....		
1860	54 16 7	Commission to Land Agents and others, and for Advertising for the Public Service generally..	.....	.....	54 16 7	.....		
1861	210 5 9	.....	.....	.....	210 5 9	.....		
1862	.....	.....	.....	.....	.....	.....		
1863	207 3 8	.....	207 3 8	†2,559 3 1	.....	.....		
1864	6,000 0 0	.....	4,792 13 11	.....	.....	1,207 1 1		
1862	272 19 2	Occupation of Lands	.....	.....	272 19 2	.....		
1863	1,670 6 11	.....	453 11 5	.....	1,216 15 6	.....		
1864	11,994 0 0	.....	11,067 13 4	.....	.....	926 6 8		
1863	433 12 6	Immigration Department	139 7 1	.....	294 5 5	.....		
1864	2,516 0 0	.....	2,171 5 10	.....	.....	344 14 2		
1863	60,553 12 0	Assisted Immigration	10,695 2 0	.....	.....	50,158 10 0		
1862	45 7 3	Gold Escort and Conveyance—Unforeseen Expenses	.....	.....	45 7 3	.....		
1860	5 19 9	.....	0 1 0	.....	5 18 9	.....		
1862	32 10 0	Gold Fields	8 17 6	.....	.....	23 12 6		
1863	6,313 11 9	.....	2,677 15 11	.....	3,635 15 10	.....		
1864	20,085 0 0	.....	12,380 13 2	.....	.....	7,704 6 10		
1860	2,050 0 0	Rewards for the Discovery of New Gold Fields	.....	.....	2,050 0 0	.....		
1863	760 7 6	Management of Alpacas	382 12 11	.....	377 14 7	.....		
1864	500 0 0	.....	500 0 0	†273 14 8	.....	.....		
1863	313 11 11	Coal Fields	235 12 10	.....	77 19 1	.....		
1864	2,040 0 0	.....	1,706 9 4	.....	.....	333 10 8		
1863	457 15 2	Botanic Gardens	414 12 5	.....	43 2 9	.....		
1864	4,470 16 7*	.....	3,347 16 5	.....	.....	1,123 0 2	* Includes £32 16s. 7d. reserve of previous years.	
1863	468 19 11	Government Domain and Hyde Park	466 16 3	.....	.....	2 3 8		
1864	4,407 0 0	.....	3,838 5 5	.....	.....	568 14 7		

STATEMENT, &c.—continued.

Appropriations and Balances of Appropriations.		HEADS OF SERVICE.	Payments made in 1864.		Balances of Appropriations written off.	Balances reserved for issue in following years of Appropriations		REMARKS.
Year.	Amount.		In accordance with Appropriations.	In excess of Appropriations.		For 1863 and Previous Years.	For 1864.	
		DII.—Secretary for Lands—continued.						
		ROADS OTHER THAN MAIN ROADS.						
	£ s. d.		£ s. d.	£ s. d.	£ s. d.	£ s. d.		
1860	2,380 13 3	Construction and Maintenance of Subordinate Roads	156 4 8	.....	2,224 8 7	.....	.....	* Special Grant of £24,000.
1861	5,047 14 3		60 1 11	.....	4,987 12 4	.....	.....	
1862	6,705 2 5		1,969 3 4	.....	4,735 19 1	.....	.....	
1862	*1,751 2 8		966 19 3	.....	734 3 5	.....	.....	
1863	19,389 5 10		14,524 0 3	.....	4,865 5 7	.....	.....	
1863	9,882 12 1		644 9 0	.....	9,238 3 1	.....	.....	
1864	65,000 0 0		40,950 5 9	.....	.....	24,049 14 3	.....	
1860	363 4 7		54 14 8	.....	308 9 11	.....	.....	
1861	380 19 3		.....	.....	380 19 3	.....	.....	
1862	348 16 3		.....	.....	316 1 3	.....	.....	
1863	6,286 18 7	Minor Roads and Bridges not classified	32 15 0	.....	2,905 4 9	.....	.....	
1864	10,500 0 0		3,381 13 10	.....	.....	.....	.....	
1864	600 0 0	Punt at Raymond Terrace	5,333 0 10	.....	.....	5,166 19 2	.....	
1864	200 0 0	Wiseman's Ferry	.....	.....	.....	600 0 0	.....	
1864	250 0 0	Between Pitt Town and Wilberforce	.....	.....	.....	200 0 0	.....	
1864	80 0 0	Boat at Bundarra, for crossing the River	23 0 0	.....	.....	250 0 0	.....	
1864	1,000 0 0	Bridge over South Creek, on Road from Blacktown to Richmond	541 10 9	.....	.....	7 0 0	.....	
1864	800 0 0	Yarra Munday Lagoon	378 15 9	.....	.....	458 9 3	.....	
1864	1,200 0 0	Cattai Creek, between Pitt Town and Wiseman's Ferry	641 3 9	.....	.....	421 4 3	.....	
1864	187 0 0	Dillon's Creek, (between Albury and Hendrie's Creek, Howlong)	.....	.....	.....	558 16 3	.....	
1864	267 0 0	Bridge at Tumut (further sum)	.....	.....	.....	187 0 0	.....	
1864	60 0 0	Completion of Road from Randwick to junction of Long Bay and Botany Roads	517 15 7	.....	.....	267 0 0	.....	
1864	2,384 0 0	Mudbank Road to Long Bay and Botany Roads	.....	67 10 0	.....	60 0 0	.....	
1864	.....	Road through Abattoirs, Balmain	.....	111 1 6	.....	.....	.....	
1864	750 0 0	Bridge over Vale Creek, on Road from Bathurst to Rockley	.....	.....	.....	1,866 4 5	.....	
1864	1,000 0 0	Fencing Public Roads through enclosed lands	764 4 6	.....	.....	750 0 0	.....	
1864	283 0 0	Bulli Parish Road—payment by Alexander Mackenzie	282 13 1	.....	.....	235 15 6	.....	
1864	1,400 0 0	Bridge at Nundle	247 11 1	.....	.....	0 6 11	.....	
1864	0 10 0	Fencing portion of Road from Appin to Wilton	.....	.....	.....	1,152 8 11	.....	
1864	300 0 0	Punt for the Darling, Walgett	.....	.....	.....	0 10 0	.....	
1864	30 0 0	Repairs to Peel-street, Tamworth	30 0 0	.....	.....	300 0 0	.....	
1864	20 0 0	Fencing Road to Bridge over Tumut River	.....	.....	.....	20 0 0	.....	
1864	107 0 0	from Nowra to Terrara	.....	.....	.....	107 0 0	.....	
1864	60 0 0	Wingecarribee Swamp, to Comer's Flat, Mittagong	49 0 0	.....	.....	11 0 0	.....	
1864	212 0 0	Goorangoola to Main North Road at Camberwell	.....	.....	.....	212 0 0	.....	
1864	.....	Summer Hill Copper Mines to Isabella River	.....	91 10 0	.....	.....	.....	
1864	420 0 0	Punt and Boat for Bomadary Ferry	.....	.....	.....	420 0 0	.....	
1864	400 0 0	Punt between Lushintyre and Lochinvar	248 0 0	.....	.....	152 0 0	.....	

63

687

STATEMENT, &c.—continued.

Appropriations and Balances of Appropriations.		HEADS OF SERVICE.	Payments made in 1864.		Balances of Appropriations written off.	Balances reserved for issue in following years of Appropriations		REMARKS.
Year.	Amount.		In accordance with Appropriations.	In excess of Appropriations.		For 1863 and Previous Years.	For 1864.	
	£ s. d.		£ s. d.	£ s. d.	£ s. d.	£ s. d.		
<b>DE.—Secretary for Lands—continued.</b>								
<b>ROADS OTHER THAN MAIN ROADS—continued.</b>								
1864	700 0 0	Punt and Approaches at Five Dock .. .. .	105 0 0	.....	.....	595 0 0		
1864	700 0 0	Iron Cove Creek .. .. .	416 13 4	.....	.....	283 6 8		
1864	120 0 0	{ Road from Carcoar and Cowra Road to Village of Semers .. .. .	111 3 3	.....	.....	8 16 9		
1864	75 0 0	{ Elgin Railway Station, towards Mulbring .. .. .	75 0 0	.....	.....	.....		
1864	1,829 18 3	{ Randwick Road, near the Racecourse, to Botany Road .. .. .	.....	.....	.....	1,829 18 3		
1864	100 0 0	Formation of Clarence Lane (further sum) .. .. .	100 0 0	.....	.....	.....		
1864	150 0 0	Approaches to Wharf at Kissing Point (further sum) .. .. .	150 0 0	.....	.....	.....		
1864	600 0 0	Bridge at Talbragar, on Road from Mudgee to Coolah .. .. .	20 16 8	.....	.....	579 3 4		
1864	200 0 0	Approaches to Bridge over Cox's Creek at Glenroy .. .. .	.....	.....	.....	200 0 0		
1864	100 0 0	Repair of Main Street, Narrabri (damaged by flood) .. .. .	100 0 0	.....	.....	.....		
<b>MISCELLANEOUS.</b>								
1858	2 0 0	{ Aborigines .. .. .	.....	.....	.....	2 0 0		
1863	362 12 11	{ .. .. .	116 17 0	.....	245 15 11	.....		
1864	500 0 0	{ .. .. .	108 16 4	.....	.....	391 3 8		
1864	150 0 0	{ Reservoir at Narellan, construction of .. .. .	150 0 0	.....	.....	.....		
1864	3,100 0 0	{ Compensation to Messrs. W. and J. Rankin, for injury sustained by opening the Lachlan Gold Fields .. .. .	3,100 0 0	.....	.....	.....		
1864	69 0 0	{ Remission to Mr. H. Dear, of the purchase money of a flooded Allotment at Shoalhaven .. .. .	69 0 0	.....	.....	.....		
1864	300 0 0	{ Remission to George Lumsden, do. do. .. .. .	.....	.....	.....	300 0 0		
1864	0 11 6	{ Compensation to J. M. Gray, for deficiency in Land purchased by him, and interest .. .. .	.....	.....	.....	0 11 6		
1864	250 0 0	{ Purchase of a Site for a Mechanics' Institute at Yass .. .. .	.....	.....	.....	250 0 0		
1864	60 0 0	{ Compensation to Miss Emma Steere, for loss sustained by the issue of a duplicate Grant for Land at Prospect .. .. .	60 0 0	.....	.....	.....		
1864	.....	{ Refund of fine imposed on Mr. J. H. Scott .. .. .	.....	137 10 0	.....	.....		
1864	.....	{ Compensation for sheep destroyed under the Scab in Sheep Act—	.....	.....	.....	.....		
1864	.....	{ To Mr. R. A. Rodd .. .. .	.....	250 0 0	.....	.....		
1864	.....	{ To Mr. J. Blaxland .. .. .	.....	232 12 0	.....	.....		
1864	54 0 0	{ Expenses incurred by Mr. A. Bruce, in initiating the new Scab Act .. .. .	54 0 0	.....	.....	.....		
1864	9,000 0 0	{ To meet the Expense of carrying out the Scab in Sheep Act of 1863 .. .. .	4,919 16 6	.....	.....	4,080 3 6		
1864	100 0 0	{ To meet further Claims under the former Scab Act .. .. .	100 0 0	†160 4 11	.....	.....		
1864	350 0 0	{ To meet the Expense of carrying out the Cattle Export Act of 1864 .. .. .	115 16 4	.....	.....	234 3 8		
1864	50 0 0	{ Fencing General Cemetery at Inverell .. .. .	.....	.....	.....	50 0 0		
1864	80 0 0	{ Waratah .. .. .	80 0 0	.....	.....	.....		
1864	50 0 0	{ Glen Innes .. .. .	.....	.....	.....	50 0 0		
1864	48 0 0	{ Bundarra .. .. .	48 0 0	*14 8 0	.....	.....		

Appropriated in 1865, by the Act 29 Victoria, No. 10.

† £100 Appropriated in 1865 by the Act 29 Victoria, No. 10; £60 4s. 11d. transferred to the Vote for Unforeseen Expenses in 1865.

\* Appropriated in 1865, by the Act 29 Victoria, No. 10.

STATEMENT, &c.—*continued.*

Appropriations and Balances of Appropriations.		HEADS OF SERVICE.	Payments made in 1864.		Balances of Appropriations written off.	Balances reserved for issue in following years of Appropriations		REMARKS.
Year.	Amount.		In accordance with Appropriations.	In excess of Appropriations.		For 1863 and Previous Years.	For 1864.	
	£ s. d.		£ s. d.	£ s. d.	£ s. d.	£ s. d.		
		<b>XX.—Secretary for Lands—continued.</b>						
		<i>MISCELLANEOUS—continued.</i>						
1864	500 0 0	Lodge at General Cemetery at Haslem's Creek ..	380 0 0	.....	.....	120 0 0		
1864	200 0 0	Erection of Toll-house at Botany ..	189 7 9	.....	.....	10 12 3		
1864	105 0 0	For services of Mr. W. D. Campbell, in paying Compensation to Chinese for losses sustained at the Burrangong Riots ..	105 0 0	.....	.....	.....		
1862	8 18 0	Lithographing Plans of Inventions ..	8 18 0	.....	.....	.....		
1863	300 0 0	Grassing Sand Hills near Sydney ..	9 12 10	.....	290 7 2	.....		
1863	2,971 0 0	Navigation and Survey of the River Darling ..	1,303 4 11	.....	1,667 15 1	.....		
1863	100 0 0	Construction of Tanks in the Botanic Gardens ..	.....	.....	100 0 0	.....		
1863	8 16 0	Fountains do. ..	.....	.....	8 16 0	.....		
1863	60 0 0	Purchase of a Building for a Local Court at Forbes ..	.....	.....	60 0 0	.....		
1863	145 0 0	Compensation to Mr. J. Hurley, for preserving the Public Reservoir at Campbelltown ..	145 0 0	.....	.....	.....		
1863	6 17 6	Value of Land resumed for Streets at Sofala ..	6 17 6	.....	.....	.....		
1863	241 3 6	Purchase of Alignment Posts for Municipal Towns ..	102 13 6	.....	138 10 0	.....		
1864	800 0 0	Enclosing and improving Reserve Land at Newcastle ..	110 0 0	.....	.....	690 0 0		
1863	500 0 0	Fencing Kempsey and Frederick's Town Cemetery ..	.....	.....	500 0 0	.....		
1863	50 0 0	Compensation for Sheep destroyed, &c. ..	.....	.....	50 0 0	.....		
1863	1,362 2 9	Streets through Crown Lands, City of Sydney ..	1,362 2 9	428 10 3*	.....	.....		
1856	6,007 4 10	Punt at Yates' Flat, Clarence River ..	.....	.....	6,007 4 10	.....		
1862	981 0 0	Bridge over the Bell River at Molong ..	.....	.....	981 0 0	.....		
1863	1,000 0 0	Richmond River at Casino ..	367 0 0	.....	633 0 0	.....		
1860	25 0 0	Punt for the Clarence River at Grafton ..	.....	.....	.....	25 0 0		
1860	500 0 0	Exploration of the Interior of New Holland ..	500 0 0	.....	.....	.....		
1860	720 0 0	Roads and Bridges damaged by Floods ..	.....	.....	.....	.....		
1860	182 5 0	Fencing Road, Bathurst to Rockley ..	.....	.....	.....	182 5 0		
1860	500 0 0	Bridge at Carcoar ..	.....	.....	.....	.....		
1861	27 15 2	Cowra ..	.....	.....	.....	27 15 2		
1861	150 0 0	Punt at Seaham ..	.....	.....	150 0 0	.....		
1861	289 10 0	Track, Clyde River to Araluen ..	.....	.....	289 10 0	.....		
1861	1,425 6 0	Fitz Roy Bridge ..	.....	.....	1,425 6 0	.....		
1861	11 0 0	Fencing Road, Grafton to Casino ..	.....	.....	11 0 0	.....		
1861	112 15 1	Raymond Terrace to Seaham ..	110 13 0	.....	.....	178 11 3		
1861	26 17 3	Bridge over the Wollondilly at Baw Baw ..	157 14 2	.....	.....	.....		
1861	12 0 0	Road from Richmond to the Bridge ..	19 2 0	.....	.....	.....		
1861	289 4 3	Completion of the Long Bay Road ..	10 8 6	.....	.....	.....		
1861	157 14 2	Formation of the Bulga Road ..	.....	.....	217 6 2	.....		
1861	19 2 0	Grassing Sand Hills near Sydney ..	.....	.....	500 0 0	.....		
1862	227 14 8	Special Works on Road from Albury to Wagga Wagga ..	1 19 0	.....	300 0 0	.....		
1862	500 0 0	Bridge at Booligal, on the Lachlan ..	.....	.....	1 14 6	.....		
1862	300 0 0	Bridge over Upper Tumut ..	560 18 4	.....	500 0 0	.....		
1862	3 13 6	Bridge over Ana Branch, River Darling ..	.....	.....	39 1 8	.....		
1862	500 0 0		.....	.....	500 0 0	.....		
1862	600 0 0		.....	.....	.....	.....		
1862	500 0 0		.....	.....	.....	.....		

\* Appropriated in 1865 by the Act 29 Vict., No. 10.

STATEMENT, &c.—continued.

Appropriations and Balances of Appropriations.		HEADS OF SERVICE.	Payments made in 1864.		Balances of Appropriations written off.	Balances reserved for issue in following years of Appropriations		REMARKS.
Year.	Amount.		In accordance with Appropriations.	In excess of Appropriations.		For 1863 and Previous Years.	For 1864.	
	£ s. d.		£ s. d.	£ s. d.	£ s. d.	£ s. d.		
		<b>VII.—Secretary for Lands—continued.</b>						
		<i>MISCELLANEOUS—continued.</i>						
1862	12 0 0	Fencing Road through Walsh's Land .. .. .			12 0 0			
1862	1,000 0 0	Road from Yass to Young .. .. .			1,000 0 0			
1862	56 5 0	Fencing Cemetery at Walcha .. .. .				56 5 0		
1862	500 0 0	Extension of Cleveland-street to the Randwick Road .. .. .			500 0 0			
1862	87 10 0	Formation of Phillip-street .. .. .			87 10 0			
1862	43 5 8	Bridge at Clark's Crossing-place, Paterson .. .. .	29 10 6		13 15 2			
1862	1,000 0 0	over the Wollondilly River .. .. .			1,000 0 0			
1862	500 0 0	at Tenterfield .. .. .			500 0 0			
1862	7,692 0 8	over Macquarie River at Dubbo .. .. .	1,025 1 3		6,666 19 5			
1862	1,654 6 7	Compensation to Chinese, for Loss at the Burrangong Riots .. .. .			1,654 6 7			
1862	193 18 0	Fencing Road through Mr. Flett's property at Taree .. .. .	130 9 6		63 8 6			
1862	18 14 2	portion of line of Road from Goulburn to Wheeo, through Mr. Shepherd's land .. .. .	3 13 6		15 0 8			
1862	100 0 0	through enclosures .. .. .			100 0 0			
1862	232 16 11	Purchase of Land for General Cemetery .. .. .	99 10 9			133 6 2		
1862	12 10 10	Iron Railing round Wynyard-square .. .. .			12 10 10			
1862	4 1 0	Expenses incurred under the Cattle Disease Prevention Act of 1861 .. .. .	2 11 0			1 10 0		
1863	451 6 10	Fencing Road from Nowra to Greenwell Point .. .. .	349 0 3		102 6 7			
1862	5 0 6	Fencing Road from Nowra to Burrier .. .. .			5 0 6			
1863	100 0 0	Erection of a Bridge over Cox's River at Glenroy .. .. .	99 0 0		1 0 0			
1863	900 0 0	Fencing portion of Road from Wollongong to Kiama .. .. .			900 0 0			
1863	160 0 0	Do. Bathurst and Sydney .. .. .	60 0 0		100 0 0			
1863	175 0 0	Road to Upper Turon .. .. .	92 16 0		82 4 0			
1863	1,000 0 0	Construction of a Punt on the River Darling at Fort Bourke .. .. .			1,000 0 0			
1863	102 17 6	Road from Kempsey to New England .. .. .			102 17 6			
1863	200 0 0	Construction of a Punt at Tabulam, near Major Chauvel's Station .. .. .	140 0 0		60 0 0			
1863	615 5 9	Road from Main Western Road to Glebe Island .. .. .	615 5 9					
1863	80 0 0	Cutting down Clarence-street, Sydney .. .. .	80 0 0					
1863	38 1 2	Road from Bathurst, <i>vid</i> Carcoar, to Cowra .. .. .			38 1 2			
1863	317 8 0	Fencing Road from Raymond Terrace and Clarence Town Road to Raymond Terrace and Stroud Road .. .. .				347 8 0		
1863	330 0 0	Orange to Nanima .. .. .			330 0 0			
1863	46 0 0	Dunmore Punt to Hinton .. .. .			46 0 0			
1863	29 0 0	Tomago Punt to Hexham Railway Station .. .. .			29 0 0			
1863	17 10 0	Road from Maitland towards Mulbring .. .. .	17 10 0					
1863	0 3 10	Terrara to Nowra and Shoalhaven .. .. .			0 3 10			
1863	39 0 0	Mudgee to Wellington .. .. .	22 3 4		16 16 8			
1863	29 8 0	Moruya to Boat Alley .. .. .	29 8 0					
1863	86 12 11	Bridge over Burrangong Creek at Young .. .. .	86 12 11					
1863	400 0 0	New Punt at Kempsey .. .. .			400 0 0			



STATEMENT, &c.—continued.

Appropriations and Balances of Appropriations.		HEADS OF SERVICE.	Payments made in 1864.		Balances of Appropriations written off.	Balances reserved for issue in following years of Appropriations		REMARKS.
Year.	Amount.		In accordance with Appropriations.	In excess of Appropriations.		For 1863 and Previous Years.	For 1864.	
	£ s. d.		£ s. d.	£ s. d.	£ s. d.	£ s. d.		
		<b>VI.—Secretary for Lands—continued.</b>						
		<b>MISCELLANEOUS—continued.</b>						
1863	70 0 0	Punt at Tuross .. .. .	70 0 0	.....	.....	.....	.....	
1863	330 0 0	Punt and Appurtenances at Tom Ugly's Point, George's River .. .. .	328 16 3	.....	.....	1 3 9	.....	
1863	200 0 0	and Approaches, Ghinny Ghinny Creek .. .. .	.....	.....	200 0 0	.....	.....	
1863	450 0 0	at Pokataroo, Barwon River .. .. .	.....	.....	450 0 0	.....	.....	
1863	600 0 0	Repairs to Abattoir Road .. .. .	315 7 3	.....	284 12 9	.....	.....	
1863	1,500 0 0	Bridge over the River Apsley, at Walcha .. .. .	.....	.....	1,500 0 0	.....	.....	
1863	180 0 0	Lynch-street, Young .. .. .	173 16 0	.....	6 4 0	.....	.....	
1863	4,013 15 3	over the Lachlan, at Forbes .. .. .	3,616 15 9	.....	.....	396 19 6	.....	
1864	.....	Rental of the Windsor Ferry refunded .. .. .	.....	172 10 0	.....	.....	.....	Appropriated in 1865, by the Act 29 Victoria, No. 10.
		<b>VII.—Secretary for Public Works.</b>						
1863	297 13 9	Department of Public Works .. .. .	162 10 0	.....	135 3 9	.....	.....	
1864	4,620 0 0	Railways:—	3,961 2 10	.....	.....	.....	658 17 2	
1863	253 14 11	General Establishment .. .. .	27 10 0	.....	226 4 11	.....	.....	
1864	3,060 0 0	Works in Progress:—	3,035 17 2	.....	.....	.....	24 2 10	
1864	8,400 0 0	Existing Lines, Working Expenses.. .. .	5,946 2 4	.....	.....	.....	2,453 17 8	
1862	4,365 17 7	.....	.....	.....	4,365 17 7	.....	.....	
1863	6,222 5 11	.....	3,035 2 9	.....	3,187 3 2	.....	.....	
1864	102,212 10 0	.....	98,215 15 7	.....	.....	.....	3,996 14 5	
		<b>Harbours and River Navigation:—</b>						
1863	153 19 9	Engineer's Department .. .. .	3 5 0	.....	150 14 9	.....	.....	
1864	3,525 0 0	.....	3,467 3 5	.....	.....	.....	57 16 7	
1860	12 0 0	.....	.....	.....	.....	12 0 0	.....	
1863	63 17 4	Steam Dredge "Hunter" .. .. .	36 6 6	.....	27 10 10	.....	.....	
1864	3,950 0 0	.....	3,261 10 6	.....	.....	.....	718 9 6	
1863	193 9 10	Steam Dredge "Hercules" .. .. .	156 9 4	.....	37 0 6	.....	.....	
1864	2,174 0 0	.....	2,138 15 0	.....	.....	.....	35 5 0	
1863	129 4 10	Steam Dredge "Pluto" .. .. .	32 16 8	.....	96 3 2	.....	.....	
1864	2,674 0 0	.....	1,887 7 8	.....	.....	.....	786 12 4	
1864	1,790 0 0	Steam Dredge, Newcastle .. .. .	299 11 7	.....	.....	.....	1,490 8 5	
1863	802 9 5	Steam Cranes, Newcastle .. .. .	84 13 11	.....	717 15 6	.....	.....	
1864	2,936 0 0	.....	1,936 5 0	.....	.....	.....	1,049 15 0	
		<b>PUBLIC WORKS AND BUILDINGS:—</b>						
1863	553 4 8	Preliminary Harbour Surveys .. .. .	36 19 6	.....	516 5 2	.....	.....	
1864	500 0 0	.....	500 0 0	*26 4 6	.....	.....	.....	*Appropriated in 1865, by the Act 29 Victoria, No. 10.
1864	1,200 0 0	Landing Silt from Dredge and forming Ground .. .. .	1,200 0 0	.....	.....	.....	.....	
1864	1,500 0 0	Sea Wall, Botanic Gardens .. .. .	154 4 2	.....	.....	.....	1,345 15 10	
1863	42 0 0	Repairs to Glebe Island Road .. .. .	42 0 0	.....	.....	.....	.....	
1864	100 0 0	.....	100 0 0	.....	.....	.....	.....	
1864	300 0 0	Moorings at Tathra .. .. .	162 16 11	.....	.....	.....	137 3 1	
1864	3,000 0 0	Towards Survey and Improvement of Murrumbidgee and Darling Rivers.. .. .	.....	.....	.....	.....	3,000 0 0	

I-4

67

STATEMENT, &c.—continued.

Appropriations and Balances of Appropriations.		HEADS OF SERVICE.	Payments made in 1864.		Balances of Appropriations written off.	Balances reserved for issue in following years of Appropriations		REMARKS.
Year.	Amount.		In accordance with Appropriations.	In excess of Appropriations.		For 1863 and Previous Years.	For 1864.	
	£ s. d.		£ s. d.	£ s. d.	£ s. d.	£ s. d.		
<b>VIII.—Secretary for Public Works—continued.</b>								
<b>PUBLIC WORKS AND BUILDINGS—continued.</b>								
1864	50 0 0	{ For clearing obstructions to the Navigation of the Eurocka Creek .. .. . }	.....	.....	.....	.....	50 0 0	
1863	200 0 0	{ Construction of a Wharf at Casino .. .. . }	.....	.....	200 0 0	.....	.....	
1864	75 0 0	{ Do. do. further sum .. .. . }	.....	.....	.....	.....	75 0 0	
1864	400 0 0	{ Punt for the Hunter River, at Singleton .. .. . }	375 10 0	.....	.....	.....	25 0 0	
1864	600 0 0	{ Richmond River, at Casino .. .. . }	600 0 0	.....	.....	.....	.....	
1864	150 0 0	{ Compensation for cancelling Contract for a Bridge at Casino .. .. . }	150 0 0	.....	.....	.....	.....	
1864	150 0 0	{ Approach to Jetty at Gosford .. .. . }	150 0 0	.....	.....	.....	.....	
1864	150 0 0	{ Alterations to old Flood Gate at Dam, Cook's River.. .. . }	36 11 3	.....	.....	.....	113 8 9	
1862	238 18 10	{ Colonial Architect .. .. . }	.....	.....	238 18 10	.....	.....	
1863	1,053 0 10	{ .. .. . }	102 14 3	.....	950 6 7	.....	.....	
1864	6,325 0 0	{ .. .. . }	5,580 17 5	.....	.....	.....	744 2 7	
1864	379 0 0	{ Fortifications .. .. . }	350 9 1	.....	.....	.....	28 10 11	
Public Works and Buildings:—								
1861	171 6 7	{ Repairs, Alterations, and Additions to Public Buildings generally.. .. . }	16 8 6	.....	171 6 7	.....	.....	
1862	297 17 7	{ .. .. . }	1,445 13 8	.....	281 9 1	.....	.....	
1863	1,586 9 1	{ .. .. . }	7,161 8 6	.....	140 15 5	.....	.....	
1864	10,000 0 0	{ .. .. . }	782 18 9	.....	.....	.....	2,838 11 6	
1863	1,513 9 3	{ Furniture and Fittings for the Public Offices generally .. .. . }	1,693 8 6	.....	730 10 6	.....	1,306 11 6	
1864	3,000 0 0	{ .. .. . }	.....	.....	.....	.....	.....	
1860	64 6 7	{ .. .. . }	.....	.....	64 6 7	.....	.....	
1861	132 10 11	{ Repairs to Military Barracks and Buildings .. .. . }	53 3 1	.....	132 10 11	.....	.....	
1863	159 4 1	{ .. .. . }	718 8 1	.....	106 1 0	.....	231 11 11	
1864	1,000 0 0	{ Lighting Lamps, sweeping Chimneys, &c., Victoria Barracks .. .. . }	13 3 3	.....	2 3 8	.....	15 4 1	
1864	250 0 0	{ .. .. . }	234 15 11	.....	.....	.....	.....	
1863	164 8 9	{ Lighting Government Lamps in Streets of Sydney .. .. . }	108 18 9	.....	55 10 0	.....	103 7 0	
1864	500 0 0	{ .. .. . }	396 13 0	.....	.....	.....	.....	
1863	893 5 8	{ Materials and Implements for the employment of Prisoners at Sydney, Parramatta, Goulburn, Maitland, Bathurst, Berrima, and other Gaols }	573 17 11	.....	319 7 9	.....	.....	
1864	5,500 0 0	{ .. .. . }	4,265 18 11	.....	.....	.....	1,234 1 1	
1860	8 1 0	{ Repairs to Buildings, Royal Mint .. .. . }	86 10 1	.....	8 1 0	.....	13 9 11	
1864	100 0 0	{ .. .. . }	.....	.....	.....	.....	.....	
1860	1,771 2 1	{ .. .. . }	.....	.....	1,771 2 1	.....	.....	
1861	8,393 18 9	{ .. .. . }	2,639 7 11	.....	5,754 10 10	.....	.....	
1862	5,847 3 10	{ Gaols, Court Houses, and Lock-ups .. .. . }	1,172 11 0	.....	4,674 12 10	.....	.....	
1863	14,819 5 0	{ .. .. . }	8,418 7 0	.....	6,400 18 0	.....	.....	
1864	15,000 0 0	{ .. .. . }	1,363 15 10	.....	.....	.....	13,636 4 2	
1864	400 0 0	{ Supply of Coffins for Paupers .. .. . }	92 18 6	.....	.....	.....	307 1 6	
1863	2,101 15 7	{ Repairs and Alterations to Lunatic Asylum, Parramatta .. .. . }	708 9 5	.....	1,393 6 2	.....	.....	
1864	1,000 0 0	{ .. .. . }	745 1 9	.....	.....	.....	254 18 3	
1864	2,000 0 0	{ Erection of Central Building, Sydney Gaol .. .. . }	675 10 1	.....	.....	.....	1,324 9 11	

STATEMENT, &c.—continued.

Appropriations and Balances of Appropriations.		HEADS OF SERVICE.	Payments made in 1864.		Balances of Appropriations written off.	Balances reserved for issue in following years of Appropriations		REMARKS.
Year.	Amount.		In accordance with Appropriations.	In excess of Appropriations.		For 1863 and Previous Years.	For 1864.	
	£ s. d.		£ s. d.	£ s. d.	£ s. d.	£ s. d.		
<b>III.—Secretary for Public Works—continued.</b>								
<b>PUBLIC WORKS AND BUILDINGS—continued.</b>								
1864	100 0 0	New Entrance Gates, Botanic Gardens ..	.....	.....	.....	.....	100 0 0	
1864	1,000 0 0	Lighting Victoria Barracks with Gas, and Repairs to Military and Volunteer Buildings ..	.....	.....	.....	.....	1,000 0 0	
1864	390 0 0	Enlarging Shell-room, and extending shed at jetty, Gunpowder Magazine, Goat Island ..	.....	.....	.....	.....	390 0 0	
1864	150 0 0	Fencing Cemetery at Turatta ..	.....	.....	.....	.....	150 0 0	
1864	300 0 0	Additions to Telegraph and Post Office, Armidale ..	.....	.....	.....	.....	300 0 0	
1864	1,450 0 0	Outstanding claims for work and materials for Gaol, Darlinghurst ..	1,448 19 10	.....	.....	.....	1 0 2	
1864	1,375 0 0	Repairs to Tower, &c., Government House ..	313 0 0	.....	.....	.....	1,062 0 0	
1864	250 0 0	Padded Cells for Lunatics, Darlinghurst Gaol ..	166 7 10	.....	.....	.....	83 12 2	
1864	200 0 0	Erection of a Parliamentary Stand in the Domain ..	193 12 0	.....	.....	.....	6 8 0	
1864	863 0 0	Airing-yard and sentry boxes, &c., Darlinghurst Gaol ..	474 12 3	.....	.....	.....	388 7 9	
1864	35 0 0	Painting and whitewashing at Government House ..	32 18 11	.....	.....	.....	2 1 1	
1864	200 0 0	New carpet for State Dining-room, and repairs of furniture, Government House ..	146 19 0	.....	.....	.....	53 1 0	
1864	800 0 0	Additions, Gaol, Parramatta (materials and free labour) ..	518 15 7	.....	.....	.....	281 4 5	
1864	550 0 0	Residence for Master of Benevolent Asylum, Liverpool ..	.....	.....	.....	.....	550 0 0	
1864	175 0 0	Matron's quarters, Lunatic Asylum, Parramatta ..	.....	.....	.....	.....	175 0 0	
1864	350 0 0	Store, stable, dead-house, &c., Lunatic Asylum, Parramatta ..	.....	.....	.....	.....	350 0 0	
1864	500 0 0	Enlarging the accommodation for printing Postage Stamps and Railway Tickets ..	490 0 0	.....	.....	.....	10 0 0	
1864	76 0 0	Police Stables, Fish River ..	76 0 0	.....	.....	.....	.....	
1864	50 0 0	Purchase of hut for Police Station, Bullock Flat ..	50 0 0	.....	.....	.....	.....	
1863	5,984 1 2	Additional Magazine for Gunpowder, Spectacle Island ..	1,053 0 0	.....	4,926 1 2	.....	.....	
1863	80 0 0	Erection of new sheds for Colonial Store ..	79 19 4	.....	0 0 8	.....	.....	
1863	404 3 4	Additions to the Government Printing Office ..	127 7 6	.....	276 15 10	.....	.....	
1863	339 2 0	Additions and alterations to the Benevolent Institution, Parramatta ..	.....	.....	339 2 0	.....	.....	
1863	537 16 7	Do. Liverpool ..	492 1 1	.....	95 15 6	.....	.....	
1863	2,943 17 2	Erection of Post Offices in connection with Telegraph Stations at Braidwood, Tumut, Sofala, Forbes, Orange, Singleton, Murrurundi, Armidale, Tamworth, Tenterfield, Deniliquin, Young, Mudgee, Wollongong, and Kiama ..	383 6 8	.....	2,560 10 6	.....	.....	
1863	3,451 16 4	Erection of Police Stations at Pulpit Hill, Eighteen-mile Hollow, Woombat, Borrowwa, Forbes, Tenterfield, Kiama, Taralga, and Talbragar ..	16 3 0	.....	3,435 8 4	.....	.....	
1862	385 8 11	Additions and alterations to Lunatic Asylum, Tarban Creek ..	.....	.....	385 8 11	.....	.....	
1863	5,602 6 2	.....	1,020 16 8	.....	4,581 9 6	.....	.....	
1863	344 11 8	Additions and alterations to waterclosets and cells, Sydney Gaol ..	329 3 11	.....	15 7 9	.....	.....	
1863	13 8 7	Improving the drainage, Sydney Gaol ..	11 8 8	.....	1 19 11	.....	.....	

STATEMENT, &c.—continued.

Appropriations and Balances of Appropriations.		HEADS OF SERVICE.	Payments made in 1864.		Balances of Appropriations written off.	Balances reserved for issue in following years of Appropriations		REMARKS.
Year.	Amount.		In accordance with Appropriations.	In excess of Appropriations.		For 1863 and Previous Years.	For 1864.	
	£ s. d.		£ s. d.	£ s. d.	£ s. d.	£ s. d.		
<b>VIII.—Secretary for Public Works—continued.</b>								
<b>PUBLIC WORKS AND BUILDINGS—continued.</b>								
1863	100 0 0	Fencing Cemetery at Parramatta, further sum ..	.....	.....	100 0 0	.....	.....	
1863	0 0 1	Repairs to Messenger's quarters, &c., Custom House, Sydney ..	.....	.....	0 0 1	.....	.....	
1863	631 14 0	Additions to the Registry Office, Sydney ..	626 12 2	.....	5 1 10	.....	.....	
1863	18 19 11	Additions, &c., to Parliamentary Buildings ..	.....	.....	18 19 11	.....	.....	
1863	1 4 10	Repairs and Fittings to Hulk "Harmony" ..	.....	.....	1 4 10	.....	.....	
1863	186 0 0	Barrack accommodation for Commanding Officer ..	186 0 0	.....	.....	.....	.....	
<b>ROADS AND BRIDGES:—</b>								
1862	54 0 0	General Establishment .. .. .	.....	.....	54 0 0	.....	.....	
1863	88 14 10		88 14 10	.....	.....	.....	.....	.....
1864	2,875 0 0	Field Establishment .. .. .	2,654 2 6	.....	.....	.....	220 17 6	
1864	8,000 0 0		7,832 10 4	.....	.....	.....	167 9 8	
<b>Construction and Maintenance:—</b>								
1863	9,598 0 4	Main North Road .. .. .	9,498 0 4	.....	.....	100 0 0	.....	
1864	22,802 0 0		22,352 6 1	.....	.....	.....	449 13 11	
1863	8,814 9 9	Main South Road .. .. .	8,814 9 9	.....	.....	.....	.....	
1864	36,374 0 0		31,456 10 10	.....	.....	.....	4,917 9 2	
1862	1,996 15 9	Main West Road .. .. .	1,201 18 7	.....	794 17 2	.....	.....	
1863	2,256 7 1		2,156 7 1	.....	100 0 0	.....	.....	.....
1864	24,580 0 0	22,780 1 5	.....	.....	.....	1,799 18 7		
1862	1,007 9 0	Mudgee Road .. .. .	1,007 9 0	.....	.....	.....	.....	
1863	3,043 15 0		3,017 16 8	.....	25 18 4	.....	.....	.....
1864	4,000 0 0	3,786 4 6	.....	.....	.....	213 15 6		
1864	1,000 0 0	Road from John-street to Railway Bridge, Singleton ..	.....	.....	.....	1,000 0 0	.....	
1864	150 0 0	Approach to Railway Station, Singleton ..	.....	.....	.....	150 0 0	.....	
1863	700 0 0	Repairs to John-street, Singleton ..	700 0 0	.....	.....	.....	.....	
1864	331 0 0	Approach to Tumut Bridge ..	.....	.....	.....	331 0 0	.....	
1864	210 0 0	Railway Station, East Maitland ..	210 0 0	.....	.....	.....	.....	
1864	100 0 0	Foot Bridge over the Page at Murrurundi ..	.....	.....	.....	100 0 0	.....	
1864	75 0 0	Approach to Lochinvar Station, 1½ mile ..	68 4 8	.....	.....	6 15 4	.....	
1864	.....	Approach to Railway Station, Branxton ..	.....	59 8 0	.....	.....	.....	
1864	.....	South Creek ..	.....	100 0 0	.....	.....	.....	
1864	.....	Petersham ..	.....	276 12 0	.....	.....	.....	
1864	.....	Morpeth ..	.....	245 9 8	.....	.....	.....	
1863	1,352 6 0	Tolls and Ferries, Western Road ..	1,352 0 0	.....	0 6 0	.....	.....	
1863	250 1 0	Northern Road ..	250 1 0	.....	.....	.....	.....	
1863	559 14 3	South and West Roads (Camperdown Bar) ..	559 14 3	.....	.....	.....	.....	
1863	700 0 0	Repairs to Fitz Roy Bridge, near Goulburn ..	563 11 4	.....	136 8 8	.....	.....	
1863	23 5 0	Road from Picton to Railway Station ..	.....	.....	23 5 0	.....	.....	
1863	27 0 0	Bridge at Carcoar ..	.....	.....	27 0 0	.....	.....	
1863	1,609 16 0	Wall, Circular Quay ..	298 3 6	.....	1,311 12 6	.....	.....	

Appropriated in 1865, by the Act 29 Vict., No. 10.

STATEMENT, &c.—continued.

Appropriations and Balances of Appropriations.		HEADS OF SERVICE.	Payments made in 1864.		Balances of Appropriations written off.	Balances reserved for issue in following years of Appropriations		REMARKS.
Year.	Amount.		In accordance with Appropriations.	In excess of Appropriations.		For 1863 and Previous Years.	For 1864.	
	£ s. d.	VII.—Secretary for Public Works—continued.	£ s. d.	£ s. d.	£ s. d.	£ s. d.	£ s. d.	
		PUBLIC WORKS AND BUILDINGS—continued.						
		Construction and Maintenance—continued:—						
1863	157 10 6	Construction of a Wharf at Gosford .. .. .	157 7 0	.....	0 3 6	.....	.....	
1863	355 6 5	Repairs to the Liverpool Dam .. .. .	355 6 5	.....	.....	.....	.....	
1863	33 10 1	Harbour Defences .. .. .	.....	.....	38 10 1	.....	.....	
1864	.....	Construction of Six Toll-houses on Main Roads .. .. .	.....	100 0 0	.....	.....	.....	
		MISCELLANEOUS.						
1862	402 17 1	Repairs to, and painting of Wharfs and Bridges	402 17 1	.....	.....	.....	.....	
1863	1,200 0 0		675 1 10	.....	524 18 2	.....	.....	
1864	3,000 0 0	Constructing and repairing Toll-bars .. .. .	2,881 10 11	.....	.....	.....	118 9 1	
1863	500 0 0		464 18 5	.....	35 1 7	.....	.....	
1864	500 0 0	Bridge over the Billabong, at Wanganella .. .	326 6 0	.....	.....	.....	173 14 0	
1862	494 15 0		150 0 0	.....	344 15 0	.....	.....	
1864	800 0 0	Bridge over Billabong Creek, Wanganella .. .	.....	.....	.....	.....	800 0 0	
1862	335 4 6		335 4 6	.....	.....	.....	.....	
1864	300 0 0	Bridge over Billabong Creek, Moulamein .. .	204 15 6	.....	.....	.....	95 4 6	
1864	300 0 0		300 0 0	.....	.....	.....	.....	
1862	77 0 2	Culvert under Main Road, Bank-street, East Maitland	3 8 3	.....	73 11 11	.....	.....	
1863	2,748 19 1		392 5 5	.....	2,356 13 8	.....	.....	
1864	25,871 0 0	Electric Telegraphs—Establishment and Working Expenses .. .. .	22,314 10 6	.....	.....	.....	3,556 9 6	
1863	3,157 8 6		511 14 6	.....	2,645 14 0	.....	.....	
1864	6,789 0 0	Fitz Roy Dock Establishment .. .. .	4,971 14 7	.....	.....	.....	1,817 5 5	
1864	104 0 0		104 0 0	.....	.....	.....	.....	
1864	24 16 3	Erection of Additional Works at do. .. .	.....	.....	24 16 3	.....	.....	
1858	400 0 0	Compensation to the family of the late Mrs. De Courcy	.....	.....	.....	.....	.....	
1858	788 11 9		.....	.....	.....	.....	.....	
1858	5 0 0	Designs for New Houses of Parliament and Public Offices .. .. .	.....	.....	.....	.....	.....	
1859	300 0 0		.....	.....	.....	.....	.....	
1860	1,166 7 9	Watch House, Gayndah .. .. .	.....	.....	400 0 0	.....	.....	
1860	250 0 0		.....	.....	788 11 9	.....	.....	
1860	120 0 0	Court House, Gayndah .. .. .	.....	.....	5 0 0	.....	.....	
1860	127 5 8		.....	.....	.....	.....	.....	
1860	2,144 0 5	Navigation of the Rivers Murray and Murrumbidgee	.....	.....	300 0 0	.....	.....	
1860	608 12 10		.....	.....	1,166 7 9	.....	.....	
1860	30 5 0	Monument to the memory of the late Dr. Leichhardt	.....	.....	250 0 0	.....	.....	
1861	1,500 0 0		.....	.....	120 0 0	.....	.....	
1861	96 17 5	Kiandra Road .. .. .	.....	.....	127 5 8	.....	.....	
1861	400 0 0		.....	.....	2,144 0 5	.....	.....	
1861	100 0 0	Lantern and Apparatus for Light-house, Twofold Bay	.....	.....	341 0 1	.....	.....	
1861	147 8 0		.....	.....	.....	7 5 0	.....	
1861	147 8 0	Jetty at Ulladulla .. .. .	.....	.....	.....	.....	.....	
1861	147 8 0		.....	.....	.....	.....	.....	
1861	147 8 0	Dyke, Hunter River .. .. .	.....	.....	1,500 0 0	.....	.....	
1861	147 8 0		.....	.....	96 17 5	.....	.....	
1861	147 8 0	Police Buildings, Snowy River .. .. .	.....	.....	400 0 0	.....	.....	
1861	147 8 0		.....	.....	.....	.....	.....	
1861	147 8 0	Surveys of unproclaimed portions of Main Roads ..	.....	.....	100 0 0	.....	.....	
1861	147 8 0		.....	.....	147 8 0	.....	.....	
1861	147 8 0	Punt at Lismore .. .. .	.....	.....	.....	.....	.....	
1861	147 8 0		.....	.....	.....	.....	.....	
1861	147 8 0	Extension of King-street, and Entrance Gates to Domain .. .. .	.....	.....	.....	.....	.....	
1861	147 8 0		.....	.....	.....	.....	.....	
1861	147 8 0	Post Office, West Maitland .. .. .	.....	.....	.....	.....	.....	
1861	147 8 0		.....	.....	.....	.....	.....	
1861	147 8 0	Quarters for Landing Waiter, Eden .. .. .	.....	.....	.....	.....	.....	
1861	147 8 0		.....	.....	.....	.....	.....	
1861	147 8 0	Erection of machinery for the Government Printing Office .. .. .	.....	.....	.....	.....	.....	
1861	147 8 0		.....	.....	.....	.....	.....	
1861	147 8 0	Diving Dresses .. .. .	.....	.....	.....	.....	.....	
1861	147 8 0		.....	.....	.....	.....	.....	

Appropriated in 1865, by the Act 29 Vict., No. 10.

STATEMENT, &c.—continued.

Appropriations and Balances of Appropriations.		HEADS OF SERVICE.	Payments made in 1864.		Balances of Appropriations written off.	Balances reserved for issue in following years of Appropriations		REMARKS.
Year.	Amount.		In accordance with Appropriations.	In excess of Appropriations.		For 1863 and Previous Years.	For 1864.	
	£ s. d.		£ s. d.	£ s. d.	£ s. d.	£ s. d.		
		<b>III.—Secretary for Public Works—continued.</b>						
		<b>MISCELLANEOUS—WORKS AND BUILDINGS—continued.</b>						
1861	437 0 0	Extension of Dyke, Hunter River .. .. .			437 0 0			
1861	1 17 0	Wharf at Windsor .. .. .			1 17 0			
1861	150 0 0	Stables for Native Police horses, New England .. .. .			150 0 0			
1861	1 9 0	Court House, Bombala—alterations to .. .. .			1 9 0			
1861	125 19 0	Watch House, Murrumburrah .. .. .			125 19 0			
1861	120 0 0	Wyagdon .. .. .			120 0 0			
1861	24 0 0	Stables for Patrol horses, Tambaroora .. .. .				24 0 0		
1861	332 11 7	Fittings for Government Stores .. .. .			332 11 7			
1861	260 4 11	Alterations to Abattoirs, Glebe Island .. .. .			260 4 11			
1861	800 0 0	Additional cells, Maitland Gaol .. .. .	128 18 5		671 1 7			
1862	150 0 0	Quarters for Superintendent and Overseer of Roads, Kiandra Gold Fields .. .. .			150 0 0			
1862	400 0 0	Post Office accommodation, Morpeth .. .. .			400 0 0			
1862	735 7 9	Repairs to Protestant Orphan School, Parramatta .. .. .			735 7 9			
1862	5 2 11	Quarters for Customs' Officer at Broken Bay .. .. .			5 2 11			
1862	5,829 13 1	Court and Watch Houses not under the District .. .. .			5,829 13 1			
1862	80 0 0	Courts Act .. .. .			80 0 0			
1862	87 0 3	Fencing Cemetery at Howlong .. .. .	87 0 3					
1862	279 8 3	Repairs to Glebe Island Road .. .. .			279 8 3			
1862	2 16 0	Laying down Moorings, Harbour of Newcastle .. .. .			2 16 0			
1862	258 15 0	Beckett's Bridge .. .. .			258 15 0			
1862	186 1 2	Erection of three sheds in the Botanic Gardens .. .. .			186 1 2			
1862	203 1 11	Reshingling and general repairs to Central Police Buildings .. .. .			203 1 11			
1862	70 10 6	Repairing and painting the Hulk "Harmony" .. .. .			70 10 6			
1862	200 0 0	Wharf at Kempsey .. .. .			200 0 0			
1862	20 15 1	Balmain .. .. .	20 15 1					
1862	170 0 0	Additional cells for criminal lunatics, Parramatta Asylum .. .. .	170 0 0					
		Additions, &c., to Pilot Station, Moruya .. .. .		40 0 0				
		Rebuilding portion of Wall, Lunatic Asylum, Parramatta .. .. .						
		<b>Flood Repairs to Roads and Bridges—</b>						
1864		Main Lines of Road .. .. .		2,700 0 0				
1864		Subordinate Roads .. .. .		700 0 0				
1864		Road between East and West Maitland .. .. .		600 0 0				
1864		Road from East Maitland to Hinton Ferry .. .. .		600 0 0				
1864		Crossing-place, Breeza .. .. .		50 0 0				
1863	353 8 11	Roads other than Main Roads — Departmental Expenses .. .. .	353 8 11	170 15 5				
1863	991 19 0	Repairs and Painting of Bridges .. .. .	991 19 0					

Appropriated in 1865, by the Act 29 Victoria, No. 10.

696

STATEMENT, &c.—continued.

Appropriations and Balances of Appropriations.		HEADS OF SERVICE.	Payments made in 1864.		Balances of Appropriations written off.	Balances reserved for issue in following years of Appropriations		REMARKS.
Year.	Amount.		In accordance with Appropriations.	In excess of Appropriations.		For 1863 and Previous Years.	For 1864.	
	£ s. d.		£ s. d.	£ s. d.	£ s. d.	£ s. d.		
		<b>DIII.—Primary Charges on the Revenue.</b>						
1864	252,609 7 8	{ Interest on Loans secured on the Consolidated Revenue Fund .. .. . }	252,609 7 8	.....	.....	.....		
1864	39,093 10 9	Drawbacks and Refunds of Duties .. .. .	39,093 10 9	.....	.....	.....		
1864	10,875 4 11	Other Refunds of Revenue.. .. .	10,875 4 11	.....	.....	.....		
1864	1,822 5 7	Charges on the Collection of Revenue .. .. .	1,822 5 7	.....	.....	.....		
			£1,773,229 17 5	44,267 13 3	265,997 0 4	58,221 15 2	248,009 9 1½	
	£2,345,458 2 0¼							
Add—	44,267 13 3	Payments in excess of Appropriations .. .. .		£1,817,497 10 8		£306,231 4 3¼		
TOTAL	£2,389,725 15 3¼							

SUMMARY OF APPROPRIATIONS EXCLUSIVE OF LOANS.

YEARLY DISTRIBUTION OF THE APPROPRIATIONS ABOVE STATED.	1855	3,552 1 3	PAYMENTS .. .. .	1,817,497 10 8
	1856	6,007 4 10		
	1857	113 0 0		
	1858	4,485 9 7		
	1859	733 1 8		
	1860	16,172 8 3		
	1861	27,597 7 11		
	1862	64,215 15 3		
	1863	383,731 10 5		
	1864	1,838,850 2 10¼		
In excess...	44,267 13 3	BALANCES WRITTEN OFF .. .. .	265,997 0 4	
	£ 2,389,725 15 3¼	RESERVES .. .. .	306,231 4 3¼	
			£ 2,389,725 15 3¼	

STATEMENT, &c.—continued.

Appropriations and Balances of Appropriations.		HEADS OF SERVICE.	Payments made in 1864.		Balances of Appropriations written of.	Balances reserved for issue in following years of Appropriations		REMARKS.
Year.	Amount.		In accordance with Appropriations.	In excess of Appropriations.		For 1863 and Previous Years.	For 1864.	
	£ s. d.		£ s. d.	£ s. d.	£ s. d.	£ s. d.		
<b>XX.—Services Provided for by Loans.</b>								
18 VICTORIA, No. 35.								
1854	30,000 0 0	{ Works of Defence at Middle Harbour and the South } Head .. .. .	.....	.....	.....	30,000 0 0	.....	
	4 15 7	Abattoir at Glebe Island .. .. .	.....	.....	4 15 7	.....	.....	
	36,922 18 4	New General Post Office .. .. .	1,546 12 10	.....	.....	35,376 5 6	.....	
	3,000 0 0	Colonial Store .. .. .	.....	.....	.....	3,000 0 0	.....	
	330 13 7	New Water Police Watch House at Sydney .. .. .	.....	.....	.....	330 13 7	.....	
	270 7 7	Mounted Patrol Barracks and Stables at Sydney .. .. .	.....	.....	.....	270 7 7	.....	
	967 11 7	Police Station at Newcastle .. .. .	.....	.....	.....	967 11 7	.....	
	209 0 0	Court House at Camden .. .. .	209 0 0	.....	.....	.....	.....	
2,223 16 9	Bridge at Gunning .. .. .	.....	.....	.....	2,223 16 9	.....		
729 19 11	Bridge at Queanbeyan .. .. .	.....	.....	.....	729 19 11	.....		
19 VICTORIA, No. 33.								
1855	5,605 0 0	St. Paul's College .. .. .	250 0 0	.....	.....	5,355 0 0	.....	
	677 12 10	St. John's College .. .. .	.....	.....	.....	677 12 10	.....	
19 VICTORIA, No. 40.								
1855	2,557 8 6	{ Improvements to the Navigation of the River Hunter, } and to the Ports of Newcastle and Morpeth } Gaal at Brisbane .. .. .	136 1 10	.....	.....	2,421 6 8	.....	
	6,632 2 5	Court House at Wollongong .. .. .	.....	.....	6,632 2 5	.....	.....	
	59 15 3	Steam Dredge and Punt for clearing the River Bris- bane, &c. .. .. .	.....	.....	.....	59 15 3	.....	
	10,112 1 10	.....	.....	.....	10,112 1 10	.....	.....	
20 VICTORIA, No. 33.								
1857	7 19 9	Court House at East Maitland .. .. .	.....	.....	7 19 9	.....	.....	
	250 0 0	Immigration Depôt at Maryborough .. .. .	.....	.....	250 0 0	.....	.....	
	500 0 0	Electric Telegraph, Brisbane .. .. .	.....	.....	500 0 0	.....	.....	
	4 1 3	Custom House Station at the mouth of Moreton Bay .. .. .	.....	.....	4 1 3	.....	.....	
	100 0 0	Court and Watch House at Nanango, Wide Bay .. .. .	.....	.....	100 0 0	.....	.....	
22 VICTORIA, No. 22.								
1858	8,000 0 0	Railway Trial Surveys .. .. .	.....	.....	.....	8,000 0 0	.....	
	774 1 2	Electric Telegraph from Sydney to Bathurst .. .. .	.....	.....	.....	774 1 2	.....	
	357 2 9	Bridge over the River Murray at Albury .. .. .	.....	.....	.....	357 2 9	.....	
	1,339 3 0	Powder Magazine at Goat Island .. .. .	.....	.....	.....	1,339 3 0	.....	
	2,000 0 0	Dam at West Maitland .. .. .	.....	.....	.....	2,000 0 0	.....	
22 VICTORIA, No. 26.								
1859	6,600 0 0	New Gaol at Brisbane .. .. .	.....	.....	6,600 0 0	.....	.....	
	207 19 2	Light House at Cape St. George .. .. .	.....	.....	.....	207 19 2	.....	



STATEMENT, &c.—continued.

Appropriations and Balances of Appropriations.		HEADS OF SERVICE.	Payments made in 1864.		Balances of Appropriations written off.	Balances reserved for issue in following years of Appropriations		REMARKS.
Year.	Amount.		In accordance with Appropriations.	In excess of Appropriations.		For 1863 and Previous Years.	For 1864.	
	£ s. d.		£ s. d.	£ s. d.	£ s. d.	£ s. d.		
		<b>XX.—Services Provided for by Loans—continued.</b>						
		23 VICTORIA, No. 10.						
	53 10 4	Steam Crane .. .. .	.....	.....	.....	53 10 4	.....	
	3 4 9	Additions to Works at Fort Macquarie .. .. .	.....	.....	.....	3 4 9	.....	
	92 4 1	{ Bridge to connect the Abattoirs Glebe Island with the Main Land .. .. .	.....	.....	.....	92 4 1	.....	
	4 0 0	For Railway Purposes:—						
	371 7 4	Valuation of Land .. .. .	.....	.....	.....	4 0 0	.....	
	234 12 2	Works in Progress—Authorized Extensions .. .. .	.....	.....	.....	371 7 4	.....	
		Trial Surveys .. .. .	81 11 8	.....	.....	203 0 6	.....	
		New Works:—						
	1,184 11 10	Darling Harbour Branch .. .. .	.....	.....	.....	1,184 11 10	.....	
	4 11 3	Machinery for Workshops, Great Northern Railway .. .. .	4 11 3	.....	.....	.....	.....	
	1,356 7 2	Rolling Stock, Great Northern Railway .. .. .	2 18 6	.....	.....	1,353 8 8	.....	
	5,166 7 5	{ To replace nine miles of Rail on the Line between Sydney and Parramatta .. .. .	1,994 5 3	.....	.....	3,172 2 2	.....	
	2,475 15 1	Bridge, Bank-street, East Maitland .. .. .	.....	.....	.....	2,475 15 1	.....	
	3,658 3 5	Unforeseen and Contingent Expenses .. .. .	296 5 5	.....	.....	3,361 18 0	.....	
		For Electric Telegraph:—						
	3,234 12 7	Line from Gundagai, <i>via</i> Wagga Wagga, to Deniliquin .. .. .	383 17 6	.....	.....	2,850 15 1	.....	
	1,051 7 2	Purchase of Line from Deniliquin to Echuca .. .. .	.....	.....	.....	1,051 7 2	.....	
	16,565 4 8	{ Line from West Maitland to the Boundary of Queensland .. .. .	1,279 13 6	.....	.....	15,305 11 2	.....	
	116 9 0	Extension of Western Line to Mudgee .. .. .	.....	.....	.....	116 9 0	.....	
	669 8 1	Extension to Orange .. .. .	.....	.....	.....	336 8 1	.....	
	3,358 15 8	{ Line from Gundagai to Kiandra, <i>via</i> Adelong and Tumut .. .. .	333 0 0	.....	.....	3,358 15 8	.....	
	137 14 3	Purchase of Alphabetical Telegraph Instruments .. .. .	.....	.....	.....	137 14 3	.....	
	801 12 11	Pier at extension of Dowling-street .. .. .	.....	.....	.....	801 12 11	.....	
	6,881 3 10	Improvements to Wollongong Harbour .. .. .	6,591 18 6	.....	.....	289 5 4	.....	
	5,229 1 9	Improvements to Kiama Harbour .. .. .	3,567 12 4	.....	.....	1,661 9 5	.....	
	135 10 9	Wharf at Eden .. .. .	.....	.....	.....	135 10 9	.....	
	0 0 10	{ Improvements to the Navigation of the Shoalhaven and Crookhaven Rivers .. .. .	.....	.....	0 0 10	.....	.....	
	0 7 1	{ Improvements to the Navigation of the Rivers Murray and Murrumbidgee .. .. .	.....	.....	0 7 1	.....	.....	
		24 VICTORIA, No. 24.						
	235 15 2	For Railway purposes:—						
		Works in Progress—Authorized Extensions .. .. .	.....	.....	.....	235 15 2	.....	
		For Electric Telegraphs:—						
	25,000 0 0	{ Line from Deniliquin to the eastern boundary of South Australia, <i>via</i> Moulamein, Balranald, Euston, and Wentworth .. .. .	.....	.....	.....	25,000 0 0	.....	
	1,172 5 0	Line from Goulburn to Braidwood .. .. .	250 0 0	.....	.....	922 5 0	.....	

STATEMENT, &c.—continued.

Appropriations and Balances of Appropriations.		HEADS OF SERVICE.	Payments made in 1864.		Balances of Appropriations written off.	Balances reserved for issue in following years of Appropriations.		REMARKS.
Year.	Amount.		In accordance with Appropriations.	In excess of Appropriations.		For 1863 and Previous Years.	For 1864.	
	£ s. d.		£ s. d.	£ s. d.	£ s. d.	£ s. d.		
		<b>XX.—Services Provided for by Loans—continued.</b>						
		24 VICTORIA, No. 24—continued.						
1861	1,094 17 4	New Wharf, Woolloomooloo Bay .. .. .	464 17 3	.....	.....	630 0 1	.....	
	12,256 10 5	Improvement of Clarence and Richmond Rivers .. .. .	4,208 9 7	.....	.....	8,048 0 10	.....	
	0 10 0	Improvements to Moruya River .. .. .	0 10 0	.....	.....	.....	.....	
	2,225 2 8	Construction of Northern Breakwater, Newcastle .. .. .	294 6 2	.....	.....	1,930 16 6	.....	
	5,000 0 0	Bridge over the Lachlan River .. .. .	.....	.....	.....	5,000 0 0	.....	
	3,755 1 4	Lodging-houses and Public Room at Glebe Island .. .. .	.....	.....	.....	3,755 1 4	.....	
	16 5 11	{ Extension of the Circular Quay for the accommoda- tion of Harbour Steamers .. .. . }	.....	.....	16 5 11	.....	.....	
1861	662 17 4	24 VICTORIA, No. 26. Assisted Immigration .. .. .	662 17 4	.....	.....	.....	.....	
		25 VICTORIA, No. 19. For Railways:—						
1862	1,015 6 10	Works in Progress—Authorized Extensions .. .. .	.....	.....	.....	1,015 6 10	.....	
	2,717 13 9	Northern Line to Terminus at Morpeth .. .. .	2,717 13 9	.....	.....	.....	.....	
	4,192 11 11	Carriage Shed, &c., Great Northern Line .. .. .	.....	.....	.....	4,192 11 11	.....	
	34,287 19 7	Bridge over Hunter River, at Singleton .. .. .	7,281 15 2	.....	.....	27,006 4 5	.....	
	63,851 1 10	Bridge over the Nepean River, at Penrith .. .. .	3,090 6 0	.....	.....	60,760 15 10	.....	
	620,714 16 4	Great Southern Railway to Goulburn .. .. .	134,784 11 7	.....	.....	485,930 4 9	.....	
	2,276 12 9	Trial Surveys .. .. .	2,203 13 7	.....	.....	72 19 2	.....	
	13,005 7 2	Great Western Line to the Nepean .. .. .	3,198 10 10	.....	.....	9,806 16 4	.....	
	184,769 1 8	Great Western Line from Penrith towards Bathurst .. .. .	94,838 5 6	.....	.....	89,930 16 2	.....	
	238,981 9 8	Great Northern Line towards Armidale .. .. .	28,549 0 7	.....	.....	210,432 9 1	.....	
	34,100 5 5	{ Horse Railway Line from Blacktown to Windsor and Richmond .. .. . }	34,100 5 5	.....	.....	.....	.....	
	7,515 1 4	Additions and alterations to Workshops and Stations .. .. .	.....	.....	.....	7,515 1 4	.....	
			For Electric Telegraphs:—					
	1,784 8 3	To the Burangong Gold Fields .. .. .	.....	.....	.....	1,784 8 3	.....	
	2,918 16 8	From Tenterfield to Grafton .. .. .	.....	.....	.....	2,918 16 8	.....	
1,166 2 9	To Wollongong and Kiama .. .. .	.....	.....	.....	1,166 2 9	.....		
1,348 1 5	From Mudgee to Wellington .. .. .	.....	.....	.....	1,348 1 5	.....		
19 6 8	Second Wire from Scone to Muswellbrook .. .. .	.....	.....	.....	19 6 8	.....		
672 7 8	Second Wire from Newcastle to Singleton .. .. .	.....	.....	.....	672 7 8	.....		
3,000 0 0	Bridge over River at Bargo .. .. .	.....	.....	3,000 0 0	.....	.....		
5,869 8 0	{ Bridge over River Hunter at West Maitland, in lieu of Dam there .. .. . }	4,648 6 7	.....	.....	1,221 1 5	.....		
23,741 7 5	{ Bridge and approaches over Murrumbidgee River at Gundagai .. .. . }	.....	.....	.....	23,741 7 5	.....		
7,786 12 11	Bridge over River at Deniliquin .. .. .	6,501 5 0	.....	.....	1,285 7 11	.....		
9,940 13 8	Bridge over River at Moama .. .. .	.....	.....	.....	9,940 13 8	.....		
5,000 0 0	Bridge over River at Nanami .. .. .	.....	.....	.....	5,000 0 0	.....		
1,870 7 9	Bridge over River Namoi River at Narrabri .. .. .	821 0 7	.....	.....	1,049 7 2	.....		
21,300 0 0	Free Public Library .. .. .	.....	.....	.....	21,300 0 0	.....		
10,000 0 0	District Court Sydney .. .. .	.....	.....	.....	10,000 0 0	.....		
19,372 17 4	{ Improvement of Accommodation in Gaols and Penal Establishments .. .. . }	.....	.....	.....	19,372 17 4	.....		

STATEMENT, &c.—continued.

Appropriations and Balances of Appropriations.		HEADS OF SERVICE.	Payments made in 1864.		Balances of Appropriations written off.	Balances reserved for issue in following years of Appropriations		REMARKS.
Year.	Amount.		In accordance with Appropriations.	In excess of Appropriations.		For 1863 and Previous Years.	For 1864.	
	£ s. d.		£ s. d.	£ s. d.	£ s. d.	£ s. d.		
<b>XX.—Services Provided for by Loans—continued.</b>								
25 VICTORIA, No. 19—continued.								
1862	1,058 15 0	Improvements to Moruya River .. .. .	1,058 15 0	.....	.....	.....	.....	
	417 19 0	Purchase of Steam Cranes .. .. .	88 5 6	.....	.....	329 13 6	.....	
	700 0 0	Construction of Pier at Shell Harbour .. .. .	700 0 0	.....	.....	.....	.....	
	541 3 7	Construction of Stone Dyke, Bullock Island, Newcastle .. .. .	8 11 1	.....	.....	532 12 6	.....	
	1,000 0 0	Construction of Dyke, Shoalhaven River .. .. .	234 0 0	.....	.....	766 0 0	.....	
	1,500 0 0	Construction of Wharf, Ulladulla .. .. .	1,500 0 0	.....	.....	.....	.....	
	10,000 0 0	Construction of a Breakwater and Pier at Bellambi .. .. .	.....	.....	.....	10,000 0 0	.....	
	20,000 0 0	Formation of Juvenile Reformatories .. .. .	.....	.....	.....	20,000 0 0	.....	
	8,045 8 6	Assisted Immigration .. .. .	8,045 8 6	.....	.....	.....	.....	
	26 VICTORIA, No. 14.							
For Railways:—								
	828 12 4	Works in Progress—Authorized Extensions .. .. .	169 15 9	.....	.....	658 16 7	.....	
	1,000 0 0	Contribution towards a Bridge over the Railway, near Newcastle .. .. .	500 0 0	.....	.....	500 0 0	.....	
	15,259 6 1	Additional Line from Newcastle to the Wallsend Junction .. .. .	11,612 6 4	.....	.....	3,646 19 9	.....	
	14 5 0	Telegraph—Additional Wire, for Railway purposes, from Parramatta to Penrith .. .. .	.....	.....	.....	14 5 0	.....	
	160 3 4	Do. Campbelltown to Picton .. .. .	.....	.....	.....	160 3 4	.....	
For Harbours and River Navigation:—								
	7,500 0 0	Wharf, Ulladulla .. .. .	2,227 10 7	.....	.....	5,272 9 5	.....	
	2,685 7 5	Improvements to Shoalhaven River .. .. .	.....	.....	.....	2,685 7 5	.....	
	14,717 6 0	Extension of Wharf Accommodation, Newcastle .. .. .	2,942 1 7	.....	.....	11,775 4 5	.....	
	275 0 0	Additional Screw Moorings for the Harbour of Newcastle .. .. .	.....	.....	.....	275 0 0	.....	
	5,000 0 0	Construction of Northern Breakwater, Newcastle .. .. .	.....	.....	.....	5,000 0 0	.....	
	30,000 0 0	Improvement to Clarence River North Breakwater .. .. .	.....	.....	.....	30,000 0 0	.....	
	2,021 6 1	Purchase of Steam Cranes .. .. .	2,017 19 8	.....	.....	3 6 5	.....	
	1,000 0 0	Stone Dyke, Bullock Island, Newcastle .. .. .	.....	.....	.....	1,000 0 0	.....	
	18,133 9 1	Construction of 2nd Steam Dredge, Punts and Tug, for Newcastle .. .. .	16,885 3 0	.....	.....	1,248 6 1	.....	
	10,000 0 0	Wharf and Coal Shoots at Morpeth .. .. .	5 2 9	.....	.....	9,994 17 3	.....	
For Roads:—								
	5,216 16 2	Bridge at Bendemeer .. .. .	1,161 1 0	.....	.....	4,055 15 2	.....	
	6,000 0 0	Bridge at Dunmore .. .. .	2,916 6 0	.....	.....	3,083 14 0	.....	
For Public Works and Buildings.—								
	9,924 1 3	Offices for the Department of Public Works .. .. .	.....	.....	.....	9,924 1 3	.....	
For Electric Telegraphs:—								
	267 18 6	Additional Wire from Sydney to Newcastle .. .. .	.....	.....	.....	267 18 6	.....	
	50 0 0	Line from Parramatta to Liverpool .. .. .	.....	.....	.....	50 0 0	.....	
	5,520 19 6	Deniliquin to Hay .. .. .	3,682 0 4	.....	.....	1,838 19 2	.....	
	2,582 6 9	Wellington to Dubbo .. .. .	1,425 7 6	.....	.....	1,156 19 3	.....	
	2,579 12 5	Braidwood to Queanbeyan .. .. .	1,951 9 4	.....	.....	628 3 1	.....	

STATEMENT, &c.—continued.

Appropriations and Balances of Appropriations.		HEADS OF SERVICE.	Payments made in 1864.		Balances of Appropriations written off.	Balances reserved for issue in following years of Appropriations		REMARKS.
Year.	Amount.		In accordance with Appropriations.	In excess of Appropriations.		For 1863 and Previous Years.	For 1864.	
	£ s. d.		£ s. d.	£ s. d.	£ s. d.	£ s. d.		
		II.—Services Provided for by Loans—continued.						
		27 VICTORIA, No. 14.						
		For Railways:—						
	43,000 0 0	Western Line .. .. .				43,000 0 0		
	40,000 0 0	{ Locomotive Engines, Traversers and Ballast Wag-	8,244 7 0			31,755 13 0		
		gons, Northern Line, &c. .. .. .						
	50,000 0 0	Extension into Goulburn .. .. .	342 13 6			49,657 6 6		
	150,000 0 0	Extension to Bathurst .. .. .	8,061 9 3			141,938 10 9		
	15,000 0 0	Richmond and Windsor Railway .. .. .	14,816 10 0			183 10 0		
	2,749 18 5	Purchase of land for Morpeth Railway .. .. .	2,096 18 4			653 0 1		
	5,000 0 0	Siding into Cemetery, Haslem Creek .. .. .	2,859 2 6			2,140 17 6		
	900 0 0	{ Wharves, Carriage Docks, &c., at Newcastle and				900 0 0		
		West Maitland .. .. .						
	970 0 0	Station, Platform, &c., Hexham (Northern Line) .. .. .				970 0 0		
	3,500 0 0	Coal Sidings at Newcastle .. .. .	392 2 6			3,107 17 6		
	400 0 0	Station and Platform at Rooty Hill, Western Line .. .. .				400 0 0		
	900 0 0	Three Gate Houses on Western Line .. .. .	345 5 9			554 14 3		
	110 0 0	Stables at Newcastle .. .. .				110 0 0		
		For Public Works and Buildings:—						
	38,000 0 0	Wharfs and Coal Basin, Newcastle .. .. .	9 10 3			37,990 9 9		
	3,000 0 0	Coal Shoots and Railway, Wollongong .. .. .				3,000 0 0		
	5,000 0 0	Improvement of Wollongong Harbour, further sum .. .. .				5,000 0 0		
1864	5,000 0 0	Reclamation of Land, Woolloomooloo Bay .. .. .	5,000 0 0					
	4,000 0 0	{ Sewers for Draining reclaimed Land, Woolloo-				4,000 0 0		
		mooloo Bay .. .. .						
	10,000 0 0	{ Reclaiming Land at the head of Darling Harbour	5,236 11 3			4,763 8 9		
		and Blackwattle Swamp .. .. .						
	1,047 12 9	Light House, Gabo Island, further sum .. .. .	1,047 12 9					
	765 19 5	Light House, Wilson's Promontory, further sum .. .. .	635 19 5			130 0 0		
	4,039 6 11	Enlargement of Australian Museum .. .. .	3,373 11 3			665 15 8		
	5,000 0 0	Harbour Defences .. .. .	149 0 0			4,851 0 0		
		For Bridges:—						
	9,000 0 0	Bridge over River Hunter, at West Maitland .. .. .				9,000 0 0		
		For Electric Telegraphs:—						
	1,651 10 11	{ Stations on Southern, Western, Northern, and	299 0 0			1,352 10 11		
		Mudgee Lines .. .. .						
	88 0 5	From Wollongong to Kiama, further sum .. .. .				88 0 5		
	9,000 0 0	From Mudgee to Murrurundi .. .. .	2,724 16 3			6,275 3 9		
	4,500 0 0	From Braidwood to Araluen .. .. .				4,500 0 0		
	3,000 0 0	Continuation of Line to Cooma .. .. .				3,000 0 0		
	1,800 0 0	Stations at Grafton, Wagga Wagga, and Hay .. .. .	550 0 0			1,250 0 0		

STATEMENT, &c.—*continued.*

Appropriations and Balances of Appropriations.		HEADS OF SERVICE.	Payments made in 1864.		Balances of Appropriations written off.	Balances reserved for issue in following years of Appropriations		REMARKS.
Year.	Amount.		Out of Appropriations.	In excess of Appropriations.		For 1863 and Previous Years.	For 1864.	
	£ s. d.	XX.—Services Provided for by Loans— <i>continued.</i>	£ s. d.	£ s. d.	£ s. d.	£ s. d.	£ s. d.	
		29 VICTORIA, No. 9 (In anticipation).						
		For Public Works :—						
		{ Dwarf Wall, Railing, and Gate, between the Domain	.....	250 0 0	.....	.....	.....	* Out of the gross amount of Balances included in this sum, for Railway purposes, there had been issued, to the 31st December, 1864, for the purchase of Railway Materials, &c., a sum of £194,133 13s. 1d., which cannot be distributed to the several Services until actually used for or applied to them.
		and reclaimed land in Woolloomooloo Bay	.....	2,962 13 10	.....	.....	.....	
		Reclamation of Land, Woolloomooloo Bay ..	.....		.....	.....	.....	
		Payments in excess of Appropriations.	£ 460,608 17 5	3,212 13 10	27,277 14 8	1,300,334 12 6	361,237 18 10	
Add	2,149,459 3 5 3,212 13 10		£463,821 11 3			£1,661,572 11 4*		
£	2,152,671 17 3							

SUMMARY OF APPROPRIATIONS PROVIDED FOR BY LOANS.

YEARLY DISTRIBUTION OF THE APPROPRIATIONS ABOVE STATED.	1854	£74,659 3 4	PAYMENTS ... ..	£463,821 11 3
	1855	25,694 0 10		
	1857	862 1 0		
	1858	12,520 6 11		
	1859	6,807 19 2		
	1860	52,856 3 5		
	1861	51,419 5 2		
	1862	1,507,217 14 9		
1864	417,422 8 10	BALANCES WRITTEN OFF ... ..	27,277 14 8	
In excess...	3,212 13 10			
	£2,152,671 17 3	RESERVES ... ..	1,661,572 11 4	
			£2,152,671 17 3	

Audit Office, Sydney, New South Wales,  
21st October, 1865.

CHRIS. ROLLESTON,  
Auditor General.



---

---

NEW SOUTH WALES.

---

ACCOUNT

OF

GOVERNMENT DEBENTURES

NEGOTIATED IN ENGLAND, THROUGH THE AGENCY

OF THE

ORIENTAL BANK CORPORATION, LONDON,

FROM THE

27<sup>TH</sup> OCTOBER, 1863, TO THE 26<sup>TH</sup> OCTOBER,

1864.

---

---

STATEMENT shewing the RESULT OF SALES OF DEBENTURES, placed in the hands of the ORIENTAL BANK CORPORATION, LONDON, for Negotiation in England, from the 27th October, 1863, to the 26th October, 1864.

DESCRIPTION OF DEBENTURES.	No. of Years' Currency.	Amount of Principal.		Date from which Interest accrues.	Rate per cent. at which sold, inclusive of Dividend.	Gross Proceeds.		CHARGES.			NET PROCEEDS.	
								Broker's Commission @ 1/4 per cent. on Principal.	Bank Commission @ 1/2 per cent. on Proceeds.	Total.		
		£	s. d.		£	s. d.	£	s. d.	£	s. d.	£	s. d.
Public Works and other purposes, 25 Victoria, No. 19.....	30	20,000	0 0	1 January, 1862..	96 10 0	19,300 0 0	50 0 0	96 5 0	146 5 0	19,153 15 0		
		86,000	0 0		99 0 0	*85,140 0 0	*213 0 0	†420 13 6	633 13 6	84,506 6 6		
		20,000	0 0		99 5 0	19,850 0 0	50 0 0	99 0 0	149 0 0	19,701 0 0		
		56,800	0 0		99 10 0	56,516 0 0	142 0 0	†281 17 11	423 17 10	56,092 2 2		
		50,000	0 0		100 0 0	50,000 0 0	125 0 0	249 7 6	374 7 6	49,625 12 6		
		13,500	0 0		101 15 0	13,736 5 0	33 15 0	68 10 3	102 5 3	13,633 19 9		
		35,000	0 0		102 10 0	35,875 0 0	87 10 0	178 18 9	266 8 9	35,608 11 3		
		7,000	0 0	102 15 0	7,192 10 0	17 10 0	35 17 5	53 7 6	7,139 2 6			
TOTALS.....	£	288,300	0 0	.....	.....	287,609 15 0	718 15 0	1,430 10 4	2,149 5 4	285,460 9 8		

82

\* Brokerage on £800, viz., £2, not charged.

† Commission on £792 not charged.

‡ Overpaid 5d.

Audit Office, Sydney, New South Wales,  
30th August, 1865.

CHRIS. ROLLESTON,  
Auditor General.



---

NEW SOUTH WALES.

---

ACCOUNT

OF

TREASURY BILLS

ISSUED UNDER THE PROVISIONS OF THE ACT

27 VICTORIA, No. 8,

IN THE YEAR

1864.

---

STATEMENT shewing the RESULT of SALES, in the Colony, of TREASURY BILLS, issued under the Act 27 Victoria, No. 8, from the 1st January to the 31st December, 1864.

PURPOSE OF DEBENTURES.	When due.	Date from which Interest accrues, at rate of 6 per cent.	Rate of Premium at which sold.	Amount of Principal.		Amount of Premium realized.		GROSS PROCEEDS.		
				£	s. d.	£	s. d.	£	s. d.	
For Services of the Year 1863 and Previous Years, authorized to be defrayed out of the Consolidated Revenue Fund of the Colony.....	1 January, 1868 .....	1 April, 1864.....	Par.	5,800	0 0	.....		5,800	0 0	
			Average ..	0 2 0	100	0 0	0 2 0		100	2 0
			"	0 2 6	70,600	0 0	88 5 0		70,688	5 0
			"	0 3 0	500	0 0	0 15 0		500	15 0
			"	0 3 7	12,500	0 0	22 7 11		12,522	7 11
			"	0 3 9	1,000	0 0	1 17 6		1,001	17 6
			"	0 4 0	800	0 0	1 12 0		801	12 0
			"	0 5 0	64,100	0 0	160 5 0		64,260	5 0
			"	0 7 6	4,000	0 0	15 0 0		4,015	0 0
			"	0 8 0	1,000	0 0	4 0 0		1,004	0 0
"	0 10 0	9,800	0 0	49 0 0		9,849	0 0			
TOTALS .....				£	170,200	0 0	343 4 5		170,543 4 5	

84

NOTE.—In addition to the above Proceeds of Sales in the Colony, the sum of £100,000 was received from the Bank of New South Wales, for Treasury Bills to that amount, under a contract made pursuant to Clause 12 of the Treasury Bills Act, 27 Victoria, No. 8.

Audit Office, Sydney, New South Wales,  
30th August, 1865.

CHRIS. ROLLESTON,  
Auditor General.

---

NEW SOUTH WALES.

---

STATEMENT

OF THE

PARTICULARS OF LOANS

WHICH REMAINED UNPAID ON THE

31st DECEMBER, 1864.

---

STATEMENT OF THE PARTICULARS OF LOANS (SECURED PRINCIPAL AND INTEREST ON  
UNPAID ON THE

SERVICES FOR WHICH LOANS HAVE BEEN CONTRACTED.	PARTICULARS			
	YEAR OF REPAYMENT.		PRINCIPAL AMOUNT OF DEBENTURES ISSUED.	
	At the option of the Government.	At the option of the Lender.	Amount of each Issue.	Total Issues for each Service.
			£	£
16 VICTORIA, No. 39. Loans to the Sydney Railway Company..	12 months notice. 1861 1862 1862	1873 1873 1874 1874	20,000 30,000 138,500 11,500	200,000
18 VICTORIA, No. 40. Purchase of the Sydney Railway Company's Property .....	Permanent		2,700	
18 VICTORIA, No. 40, AND 20 VICTORIA, No. 34. Railway Works .....	1866 1871 1876 1876 1888 1889	1866 1871 1876 1876 1888 1889	139,000 100,000 100,000 33,300 265,000 34,000	671,300
20 VICTORIA, No. 1. Railway Works .....	1876	1876	203,000	
To pay off Land and Immigration Deben- tures .....	1876 1888	1876 1888	70,500 3,200	73,700
20 VICTORIA, No. 16. To pay off Land and Immigration Debentures	1877	1877	132,300	
22 VICTORIA, Nos. 5 AND 26. To pay off Land and Immigration Deben- tures .....	1889 1891	1889 1891	125,000 700	145,700
Sydney Sewerage .....	1889	1889	10,000	
Sydney Water .....	1889 1866 1876 1876 1882	1889 1866 1876 1876 Interminable.	10,000 12,800 150,000 116,400 70,800	
18 VICTORIA, No. 35; 19 VICTORIA, Nos. 38 AND 40; AND 20 VICTORIA, No. 33. Permanent Public Works .....	1873 1888 1888 1888 1889 1891	1873 1888 1888 1888 1889 1891	100,000 500 111,900 25,000 10,000 2,000 6,700	605,500
22 VICTORIA, No. 22, AND 24 VICTORIA, No. 24. For Railway Extension and other Public Works .....	1889 1889 1891 1891	1889 1889 1891 1891	167,500 544,500 48,700 113,900	
23 VICTORIA, No. 5. To pay off Railway Debentures .....	1890 1890 1890	1890 1890 1890	16,400 206,900 58,400	369,650
Public Works do. ....	1890	1890	21,000	
Sydney Sewerage do. ....	1890	1890	44,900	
Sydney Water Works do. ....	1890 1892	1890 1892	18,000 *4,050	
23 VICTORIA, No. 10. For Public Works .....	1890	1890	295,200	348,200
To pay off Land and Immigration Deben- tures .....	1890	1890	53,000	
22 VICTORIA, No. 26. For Public Works .....	1890	1890	5,000	5,000
24 VICTORIA, No. 26. Immigration .....	1891	1891	55,500	55,500
25 VICTORIA, No. 19. For Railway Extension and other Public Works .....	1892 1892 1892	1892 1892 1892	736,500 288,300 *757,500	1,782,300
17 VICTORIA, No. 34; AND 18 VICTORIA, No. 30. Sydney Sewerage .....	1866 1876 1888	1866 1876 1888	97,500 25,900 24,000	
17 VICTORIA, No. 35; AND 18 VICTORIA, No. 30. Water Supply .....	1866 1876 1877 1888 1888	1866 1876 1877 Interminable. 1876 1877 1888 1888	6,730 50,700 36,700 31,000 5,900 55,100	179,400
27 VICTORIA, No. 8. Treasury Bills Account .....	1868	1868	270,200	
				£
				6,073,180

\* No report of the sale of these Debentures had been received at the close of the year.

Audit Office, Sydney, New South Wales,  
30th August, 1865.

THE CONSOLIDATED REVENUE FUND OF THE COLONY OF NEW SOUTH WALES) WHICH REMAINED 31st DECEMBER, 1864.

OF LOANS.		PARTICULARS OF INTEREST.			
PROCEEDS.		RATE.	ANNUAL AMOUNT.		
Proceeds of each Issue of Debentures.	Total Proceeds of Loans for each Service.		On each Loan.	On Total Loan for each Service.	
£ s. d.	£ s. d.		£ s. d.	£ s. d.	
53,431 13 4	207,365 3 4	3½d. per diem per cent.	988 10 10	9,797 19 4½	
153,933 10 0		3½d. do.	1,482 16 3		
		3½d. do.	6,845 13 0¼		
		2½d. do.	480 19 3¼		
2,700 0 0	2,700 0 0	5 per cent. per annum.	135 0 0	135 0 0	
314,472 8 6	646,215 5 5	5 do.	6,950 0 0	33,565 0 0	
30,847 4 5		5 do.	5,000 0 0		
267,724 7 6		5 do.	1,665 0 0		
33,171 5 0		5 do.	13,250 0 0		
		5 do.	1,700 0 0		
199,997 10 0	199,997 10 0	5 do.	10,150 0 0	10,150 0 0	
67,100 6 2	70,300 16 2	5 do.	3,525 0 0	3,685 0 0	
3,200 10 0		5 do.	160 0 0		
130,311 0 0	130,311 0 0	5 do.	6,615 0 0	6,615 0 0	
145,007 0 0	145,007 0 0	5 do.	6,250 0 0	6,285 0 0	
		5 do.	35 0 0		
		5 do.	500 0 0		
		5 do.	500 0 0		
		5 do.	640 0 0		
		5 do.	7,500 0 0		
		5 do.	5,820 0 0		
		5 do.	3,540 0 0		
		5 do.	5,000 0 0		
		5 do.	25 0 0		
150,977 16 4	580,342 13 10	5 do.	5,565 0 0	30,275 0 0	
107,431 2 6		5 do.	1,250 0 0		
70,330 10 0		5 do.	500 0 0		
95,640 5 0		5 do.	500 0 0		
497 10 0		5 do.	100 0 0		
111,514 10 0		5 do.	335 0 0		
25,170 0 0		5 do.	8,375 0 0		
12,147 10 0		5 do.	27,225 0 0		
6,633 10 0		5 do.	2,435 0 0		
164,567 0 0		5 do.	5,695 0 0		
544,336 15 0	869,100 6 6	5 do.	820 0 0	43,730 0 0	
47,987 0 0		5 do.	10,345 0 0		
112,209 11 6		5 do.	2,920 0 0		
		5 do.	1,050 0 0		
		5 do.	2,245 0 0		
		5 do.	900 0 0		
		5 do.	202 10 0		
		5 do.	14,760 0 0		
		5 do.	2,650 0 0		
		5 do.	250 0 0		
16,318 0 0	361,612 10 0	5 do.	250 0 0	250 0 0	
205,887 10 0		5 do.	2,775 0 0		
		5 do.	2,775 0 0		
		5 do.	36,825 0 0		
		5 do.	14,415 0 0		
		5 do.	37,875 0 0		
		5 do.	4,875 0 0		
		5 do.	1,295 0 0		
		5 do.	1,200 0 0		
		5 do.	336 10 0		
139,407 0 0	148,169 11 9	5 do.	2,535 0 0	7,706 10 0	
		5 do.	1,335 0 0		
		5 do.	1,335 0 0		
		5 do.	1,550 0 0		
		5 do.	295 0 0		
		5 do.	2,755 0 0		
		5 do.	16,212 0 0		
		5 do.	16,212 0 0		
		5 do.	16,212 0 0		
		5 do.	16,212 0 0		
270,543 4 5	270,543 4 5	6 do.	16,212 0 0	16,212 0 0	
5,231,348 10 10	5,231,348 10 10	.....	306,158 19 4½	306,158 19 4½	

CHRIS. ROLLESTON,  
Auditor General.



NEW SOUTH WALES.

NEWCASTLE TONNAGE DUTY.—19 VICTORIA, No. 25 and No. 40, and 20 VICTORIA, No. 12.

STATEMENT of RECEIPTS for Tonnage Dues, and of DISBURSEMENTS on account of Improving the Navigation of the River Hunter and Ports of Newcastle and Morpeth, under the Act 19 Victoria, No. 40, to the 31st December, 1864.

RECEIPTS.	AMOUNT.	TOTAL.	DISBURSEMENTS.	AMOUNT.	TOTAL.
	£ s. d.	£ s. d.		£ s. d.	£ s. d.
To Amount of Collections for Tonnage Dues at the Port of Newcastle, viz. :—			By Expenditure on account of Improving the Navigation of the River Hunter and Ports of Newcastle and Morpeth, viz. :—		
In the year 1858	1,446 1 0		In the year 1856	5,141 4 1	
In the year 1859	2,198 14 6		In the year 1857	7,780 12 7	
In the year 1860	2,891 18 6		In the year 1858	18,002 2 9	
In the year 1861	2,654 7 6		In the year 1859	4,622 6 11	
In the year 1862	3,296 9 6		In the year 1860	632 16 6	
In the year 1863	3,539 2 0		In the year 1861	359 11 0	
In the year 1864	4,686 6 9		In the year 1862	858 7 3	
		20,712 19 9	In the year 1863	45 10 5	
			In the year 1864	136 1 10	
					37,578 13 4
			By Interest on the above Expenditure to 31st December, 1864, calculated from the dates of the several payments, at the rate of 5 per cent. per annum, viz. :—		
			Interest on £5,141 4s. 1d.	2,123 0 7	
			Interest on £7,780 12s. 7d.	2,905 13 5	
			Interest on £18,002 2s. 9d.	5,828 7 11	
			Interest on £4,622 6s. 11d.	1,332 0 8	
			Interest on £632 16s. 6d.	139 9 8	
			Interest on £359 11s. 0d.	60 17 6	
			Interest on £858 7s. 3d.	103 5 4	
			Interest on £45 10s. 5d.	3 3 10	
			Interest on £136 1s. 10d.	1 11 7	
To Balance due to the Consolidated Revenue Fund on 31st December, 1864, for Amount advanced to carry on the Works.		29,363 4 1			12,497 10 6
TOTAL	£	50,076 3 10	TOTAL	£	50,076 3 10

Audit Office, Sydney, New South Wales,  
2nd September, 1865.

CHRIS. ROLLESTON,  
Auditor General.

NEW SOUTH WALES.

WOLLONGONG TONNAGE DUTY.—23 VICTORIA, No. 10, 25 VICTORIA, No. 5, and 27 VICTORIA, No. 1.

STATEMENT of RECEIPTS for Tonnage Dues, and of DISBURSEMENTS on account of Improving the Harbour of Wollongong, under the Act 23 Victoria, No. 10, 25 Victoria, No. 5, and 27 Victoria, No. 1, to the 31st December, 1864.

RECEIPTS.	AMOUNT.	TOTAL.	DISBURSEMENTS.	AMOUNT.	TOTAL.
	£ s. d.	£ s. d.		£ s. d.	£ s. d.
To Amount of Collections for Tonnage Dues at the Harbour of Wollongong, from the 1st July to the 31st December, 1864...	73 12 0	73 12 0	By Expenditure on account of Improving the Harbour of Wollongong, viz. :—		
			In the year 1860	141 10 3	
			In the year 1861	6,842 7 10	
			In the year 1862	8,172 19 2	
			In the year 1863	4,775 8 0	
			In the year 1864	6,533 6 0	26,465 11 3
			By Interest on the above Expenditure to 31st December, 1864, calculated from the dates of the several payments, at the rate of 5 per cent. per annum, viz. :—		
			Interest on £141 10s. 3d.	29 5 11	
			Interest on £6,842 7s. 10d.	1,087 17 2	
			Interest on £8,172 19s. 2d.	940 7 10	
			Interest on £4,775 8s. 0d.	354 16 7	
			Interest on £6,533 6s. 0d.	108 16 11	2,521 4 5
To Balance due to the Consolidated Revenue Fund on 31st December, 1864, for Amount advanced to carry on the Works ...		28,913 3 8			
TOTAL ...	£	28,986 15 8	TOTAL ...	£	28,986 15 8

Audit Office, Sydney, New South Wales,  
12th September, 1865.

CHRIS. ROLLESTON,  
Auditor General.



NEW SOUTH WALES.

KIAMA TONNAGE DUTY.—23 VICTORIA, No. 10, 25 VICTORIA, No. 6, and 27 VICTORIA, No. 2.

STATEMENT of RECEIPTS for Tonnage Dues, and of DISBURSEMENTS on account of Improving the Harbour of Kiama, under the Act 23 Victoria, No. 10, 25 Victoria, No. 6, and 27 Victoria, No. 2, to the 31st December, 1864.

RECEIPTS.	AMOUNT.	TOTAL.	DISBURSEMENTS.	AMOUNT.	TOTAL.
	£ s. d.	£ s. d.		£ s. d.	£ s. d.
To Amount of collections for Tonnage Dues at the Harbour of Kiama, from the 1st July to the 31st December, 1864	32 3 0	32 3 0	By Expenditure on account of Improving the Navigation of the Harbour of Kiama, viz. :—		
			In the year 1860	87 19 8	
			In the year 1861	3,704 6 6	
			In the year 1862	11,595 13 4	
			In the year 1863	9,374 2 9	
			In the year 1864	3,393 9 7	28,155 11 10
			By Interest on the above Expenditure to 31st December, 1864, calculated from the dates of the several payments, at the rate of 5 per cent. per annum, viz. :—		
			Interest on £87 19s. 8d.	17 17 1	
			Interest on £3,704 6s. 6d.	570 18 2	
			Interest on £11,595 13s. 4d.	1,387 1 8	
			Interest on £9,374 2s. 9d.	674 7 3	
			Interest on £3,393 9s. 7d.	68 14 7	2,718 18 9
To Balance due to the Consolidated Revenue Fund on 31st December, 1864, for Amount advanced to carry on the Works		30,842 7 7			
TOTAL	£	30,874 10 7	TOTAL	£	30,874 10 7

Audit Office, Sydney, New South Wales,  
13th September, 1865.

CHRIS. ROLLESTON,  
Auditor General.



---

NEW SOUTH WALES.

---

ORIENTAL BANK CORPORATION, LONDON.

---

STATEMENT

OF

RECEIPTS AND EXPENDITURE,

FROM 27<sup>TH</sup> OCTOBER, 1863, TO 26<sup>TH</sup> OCTOBER,

1864.

---

## STATEMENT of RECEIPTS and EXPENDITURE by the ORIENTAL BANK CORPORATION, London, on Account

Dr.

RECEIPTS.	TOTAL.
	£ s. d.
BALANCE IN HAND ON 26TH OCTOBER, 1863 ... ..	36 13 4
Amount of Sums remitted from the Colony ... ..	186,632 6 6
TOTAL ... ..	£ 186,668 19 10

*Audit Office, Sydney, New South Wales,  
30th August, 1865.*

of the Colony of New South Wales, for the period from 27th October, 1863, to 26th October, 1864.

Cr.

EXPENDITURE.	AMOUNT.	TOTAL.
	£ s. d.	£ s. d.
Pension to R. Therry, Esq., late Puisne Judge, from 1st October, 1863, to 30th September, 1864	1,050 0 0	
Sir J. N. Dickinson, late Puisne Judge, from 1st October, 1863, to 30th September, 1864	1,050 0 0	2,100 0 0
Pension to F. L. S. Merewether, Esq., late Auditor General, from 1st October, 1863, to 30th September, 1864	.....	562 10 0
Pension to Revd. F. Wilkinson, late Colonial Chaplain, from 1st October, 1863, to 30th September, 1864	188 11 8	
F. Gosling, late Clerk in the General Post Office, from 1st October, 1863, to 30th September, 1864	52 0 0	
T. S. Townsend, late Surveyor, from 1st October, 1863, to 30th September, 1864	137 11 4	
J. J. Galloway, late Surveyor, from 1st January to 30th June, 1864	71 19 10	
O. Homersham, late Clerk in the Customs, from 1st October, 1863, to 30th September, 1864	40 0 0	
T. Bevan, late Trooper in the Mounted Police, from 1st October, 1863, to 30th September, 1864	9 3 0	
T. H. B. Venour, late Shipping Master, from 1st October, 1863, to 30th September, 1864	116 1 0	
A. W. Rolleston, late Landing Waiter, Customs, from 1st October, 1863, to 30th September, 1864	61 6 0	676 12 10
Lady Dowling, Widow of Sir James Dowling, late Chief Justice, from 1st October, 1863, to 30th September, 1864	200 0 0	
Mrs. Anne Kinchela, Widow of the late Mr. Justice Kinchela, from 1st October, 1863, to 30th September, 1864	125 0 0	
Mrs. Anne Petrie, Daughter of the late Captain Flinders, R.N., from 1st October, 1863, to 30th September, 1864	100 0 0	425 0 0
Salary of the Right Revd. F. Barker, D.D., Bishop of Sydney and Metropolitan, from 1st October to 30th November, 1863	.....	250 0 0
Oliverson, Laver, and Peachy, London, for Legal Expenses in the case <i>Berry v. Graham</i> and others	.....	1,000 0 0
Interest on Debentures, from 1st July, 1862, to 30th June, 1864	.....	180,278 10 3
Interest on Treasury Bills	.....	691 10 0
Advertising	.....	11 4 0
Cash repaid the Treasury in 1864	.....	41 13 4
TOTAL EXPENDITURE	£	186,037 0 5
BALANCE IN HAND ON 26TH OCTOBER, 1864	.....	631 19 5
TOTAL	£	186,668 19 10

CHRIS. ROLLESTON,  
*Auditor General.*

---

THE UNIVERSITY OF CHICAGO

---

---

---

NEW SOUTH WALES.

---

COLONIAL AGENT, LONDON.

---

STATEMENT

OF

RECEIPTS AND EXPENDITURE

FROM 27<sup>TH</sup> OCTOBER, 1863, TO 26<sup>TH</sup> OCTOBER,

1864.

---

STATEMENT of RECEIPTS and EXPENDITURE by EDWARD HAMILTON, ESQUIRE, Colonial Agent in London, from the 27th October, 1863, to the 26th October, 1864.

Dr.

Cr.

RECEIPTS.	TOTAL.	EXPENDITURE.	AMOUNT.	TOTAL.
	£ s. d.		£ s. d.	£ s. d.
Amount of Sums drawn against Credits opened in his favour with the Oriental Bank Corporation, London, for the purchase of Railway Materials ... ..	126,380 2 10	RAILWAY MATERIALS.		
Ditto, ditto, for Stationery, Stores, and other Miscellaneous Services ... ..	15,006 10 1	Locomotive Engines ... ..	1,720 0 0	
		Insurance ... ..	63 11 1	
		Freight ... ..	86 3 6	
		Shipping Charges ... ..	2 13 3	1,872 7 10
		Rails and Fish-plates ... ..	59,664 13 0	
		Insurance ... ..	1,097 19 3	
		Commission ... ..	62 11 1	
		Freight ... ..	10,224 18 6	
		Shipping Charges ... ..	176 3 6	71,226 5 4
		Chairs and Keys ... ..	15,746 16 1	
		Insurance ... ..	375 6 2	
		Commission ... ..	54 12 0	
		Freight ... ..	3,982 8 4	
		Shipping Charges ... ..	61 13 7	20,220 16 2
		Spikes ... ..	1,090 8 8	
		Insurance ... ..	24 0 11	
		Commission ... ..	1 15 6	
		Freight ... ..	204 6 4	
		Shipping Charges ... ..	0 15 6	1,321 6 11
		Axles ... ..	76 10 0	
		Insurance ... ..	1 19 8	
		Commission ... ..	0 3 9	
		Freight ... ..	2 8 0	
		Shipping Charges ... ..	3 3 4	84 4 9
		Iron Traversers ... ..	684 0 0	
		Insurance ... ..	14 7 11	
		Freight ... ..	37 9 7	735 17 6
Carried forward ... ..	£ 141,386 12 11	Carried forward ... ..	£ .....	95,460 18 6



Dr.

Cr.

RECEIPTS.		TOTAL.	EXPENDITURE.		AMOUNT.	TOTAL.
		£ s. d.			£ s. d.	£ s. d.
Brought forward	...	141,386 12 11	Brought forward	...	.....	95,460 18 6
			<i>RAILWAY MATERIALS—continued.</i>			
			Steel Switches and Crossings	...	64 18 5	
			Freight	...	0 15 9	
						65 14 2
			Rivets	...	.....	40 5 0
			Railway Grease	...	587 7 10	
			Insurance	...	15 19 11	
			Commission	...	0 4 9	
			Freight	...	76 18 9	
			Shipping Charges	...	4 17 2	
						685 8 5
			Railway Tickets	...	76 16 1	
			Insurance	...	1 12 11	
			Commission	...	0 1 1	
			Freight	...	1 1 5	
			Shipping Charges	...	1 2 5	
						80 13 11
			Insurance on Miscellaneous Railway Materials	...	.....	52 15 2
			Paper Fasteners	...	.....	5 0 0
			Telegrams	...	.....	0 14 6
			Commission for Inspection of Railway Materials	...	.....	746 18 9
			Demurrage per Ships "Wandrahan," "Hindustan," and "Storno- way"	...	.....	25 13 0
			Iron-work for the Bridge over the Nepean, at Penrith	...	27,833 6 8	
			Professional Services on account of ditto	...	481 5 0	
						28,314 11 8
Carried forward	...	£ 141,386 12 11	Carried forward	...	£ .....	125,478 13 1

T-4

66

723

Dr.

Cr.

RECEIPTS.	TOTAL.	EXPENDITURE.	AMOUNT.	TOTAL.
	£ s. d.		£ s. d.	£ s. d.
Brought forward ... ..	141,386 12 11	Brought forward ... ..	.....	125,478 13 1
		<i>RAILWAY MATERIALS—continued.</i>		
		Purchase of a Steam Crane ... ..	707 0 0	
		Insurance ... ..	30 2 8	
		Freight ... ..	153 15 0	
		Professional Services on account of ditto ... ..	10 12 1	901 9 9
			£	126,380 2 10
		<i>STORES, STATIONERY, AND OTHER MISCELLANEOUS SERVICES.</i>		
		Stationery ... ..	640 19 8	
		Insurance, Freight, and Shipping Charges ... ..	80 16 6	721 16 2
		Postage Stamps—		
		New Plate for One Penny Postage Stamps... ..	211 14 2	
		Ditto for Sixpenny Postage Stamps ... ..	50 3 6	
		Blocks for One Penny Postage Stamps ... ..	14 8 0	
		Paper ... ..	50 19 7	
		Gum Arabic ... ..	25 7 0	
		Insurance, Freight, and Shipping Charges ... ..	21 10 0	374 2 3
		Eidograph for the Registrar General's Office ... ..	.....	10 16 0
		Supplies for the Vaccine Institution—		
		Vaccinating Tubes ... ..	2 18 4	
		Lymph ... ..	5 17 5	
		Freight and Shipping Charges... ..	0 11 6	9 7 3
		Hydrometers ... ..	.....	2 14 6
		Clothing for the Artillery ... ..	.....	16 17 10
		Second Subscription towards Mr. Bentham's "Flora of Australia" ... ..	.....	50 0 0
		Books for the Parliamentary Library ... ..	186 16 0	
		Insurance, Freight, and Shipping Charges ... ..	6 7 7	193 3 7
Carried forward ... ..	£ 141,386 12 11	Carried forward ... ..	£ .....	1,378 17 7

Dr.

Cr.

RECEIPTS.	TOTAL.	EXPENDITURE.	AMOUNT.	TOTAL.
	£ s. d.		£ s. d.	£ s. d.
Brought forward ... ..	141,386 12 11	Brought forward ... ..	.....	1,378 17 7
		STORES, STATIONERY, AND OTHER MISCELLANEOUS SERVICES— <i>continued.</i>		
		Telegraphic Materials ... ..	156 5 6	
		Insurance and Shipping Charges ... ..	3 14 3	159 19 9
		Arms, Ammunition, and Accoutrements—		
		Carbines ... ..	4,342 14 2	
		Rifles ... ..	3,438 0 10	
		Navy Revolvers ... ..	922 0 0	
		Spare Fittings and Accoutrements ... ..	1,170 5 5	
		Ammunition ... ..	1,281 0 0	
		Inspection of Small Arms ... ..	35 5 0	
		Insurance ... ..	204 11 2	
		Packing Expenses ... ..	45 16 0	
		Freight and Shipping Charges ... ..	159 2 0	
		Fuzees and Adapters ... ..	98 18 11	
		Insurance and Freight ... ..	4 1 8	11,701 15 2
		MISCELLANEOUS—		
		Passage of the Government Astronomer and Family, from Great Britain to this Colony, in 1863 ... ..	.....	387 10 5
		Edward Hamilton, Esquire, Colonial Agent, London—		
		Salary from 1st October, 1863, to 30th September, 1864	1,000 0 0	
		Allowance for Office Rent, Clerical Assistance, &c. ...	300 0 0	1,300 0 0
		Parliamentary and other Papers ... .. 54 2 9		
		Insurance, Freight, and Shipping Charges ... 16 0 0		
			70 2 9	
		Postage and Petty Expenses ... ..	8 4 5	78 7 2
			£	15,006 10 1
TOTAL ... ..	£ 141,386 12 11	TOTAL ... ..	£ .....	141,386 12 11

101

Audit Office, Sydney, New South Wales,  
2nd October, 1865.

CHRIS. ROLLESTON,  
Auditor General.

725

THE UNIVERSITY OF CHICAGO

PHYSICS DEPARTMENT

1950

---

---

NEW SOUTH WALES.

---

CLERGY AND SCHOOL LANDS' REVENUE.

---

ACCOUNT

OF

RECEIPTS AND DISBURSEMENTS

IN THE YEAR

1864.

---

---



LANDS' REVENUE.

DISBURSEMENTS IN THE YEAR 1864.

Cr.

DISBURSEMENTS.	AMOUNT.	TOTAL.
EXPENSES OF MANAGEMENT.		
	£ s. d.	£ s. d.
Salary of Agent, from 1st October, 1863, to 30th September, 1864...	100 0 0	
Arrears of Salary of Agent, from 9th November, 1858, to 31st January, 1860 ... .. .	122 15 6	222 15 6
ISSUES FOR CHURCH PURPOSES.		
<i>Church of England.</i>		
Balance of proportion of Surplus Revenue for 1863...	2,305 18 5	
On account of Surplus Revenue for 1864 ... .. .	376 13 4	
	2,682 11 9	
<i>Church of Scotland.</i>		
Towards the erection of a Church at Armidale ...	402 10 9	
Towards the erection of a Church at Wollongong...	39 3 8	
	441 14 5	
<i>Wesleyan Methodist Church.</i>		
Proportion of the Surplus Revenue for 1863 ... .. .	243 9 8	
<i>Roman Catholic Church.</i>		
Proportion of the Surplus Revenue for 1863 ... .. .	1,384 5 10	4,752 1 8
ISSUES FOR SCHOOL PURPOSES.		
<i>National Schools.</i>		
Proportion of Surplus Revenue for 1863 ... .. .	867 1 9	
<i>Denominational Schools.</i>		
<i>Church of England—</i>		
Proportion of Surplus Revenue for 1863 ... .. .	453 3 9	
On account of Surplus Revenue for previous years	584 9 10	
	1,037 13 7	
<i>Church of Scotland—</i>		
Proportion of Surplus Revenue for 1863 ... .. .	88 6 10	
On account of Surplus Revenue for previous years	209 8 5	
	297 15 3	
<i>Wesleyan Methodist Church—</i>		
Proportion of Surplus Revenue for 1863 ... .. .	48 13 11	
On account of Surplus Revenue for previous years	101 9 1	
	150 3 0	
<i>Roman Catholic Church—</i>		
Proportion of Surplus Revenue for 1863 ... .. .	276 17 3	
On account of Surplus Revenue for previous years	280 17 1	
	557 14 4	2,910 7 11
<i>Revenue Refunded—</i>		
Refund of four years' rent of land at Long Bay ... .. .		28 0 0
		7,913 5 1
BALANCE, CASH IN THE TREASURY, ON 31st DECEMBER, 1864... .. .		19,871 14 4
TOTAL ... .. .	£	27,784 19 5

The Balance of Cash in the Treasury, as above shewn..... £19,871 14 4  
 Was liable for outstanding Charges to the amount of ..... 1,724 12 11  
 also for Proceeds of Land Sales to 31 December, 1864,  
 reserved for Investment in Government Securities 12,450 4 1  
14,174 17 0  
 Leaving a net Balance of ..... 5,696 17 4  
 Applicable to Church Purposes ..... 4,069 3 10  
 School Purposes ..... 1,627 13 6  
£5,696 17 4

CHRIS. ROLLESTON,  
*Auditor General.*





NEW SOUTH WALES.

SCAB IN SHEEP FUND—27 VICTORIA, No. 6.

STATEMENT of RECEIPTS and DISBURSEMENTS by the Colonial Treasurer, in the Year 1864.

Dr.

Cr.

RECEIPTS.	AMOUNT.	DISBURSEMENTS.	AMOUNT.
	£ s. d.		£ s. d.
To Amount of Collections under the Act, 27 Victoria, No. 6, during the Year 1864 ... ..	9,630 16 6	By Refund of Amount paid for renewal of License to keep Infected Sheep ... ..	104 6 0
		By Amount of Salaries and other Expenses incurred in carrying out the Scab in Sheep Act of 1863 ... ..	4,919 16 6
		By Balance in the Treasury on 31st December, 1864 ... ..	4,606 14 0
TOTAL ... ..	£ 9,630 16 6	TOTAL ... ..	£ 9,630 16 6

Audit Office, Sydney, New South Wales,  
10th October, 1865.

CHRIS. ROLLESTON,  
Auditor General.

W-4

107

721



**SUPERANNUATION FUND, 27 Victoria, No. 11.**

ACCOUNT of SUMS received for and in respect of the SUPERANNUATION FUND, and of the Appropriation of the same, to the 31st December, 1864.

PARTICULARS.	TOTAL.	PARTICULARS.	AMOUNT.	TOTAL.
	£   s.   d.		£   s.   d.	£   s.   d.
To Grant from the Consolidated Revenue Fund, in aid of the "Superannuation Fund," under Clause 16 of the Act 27 Victoria, No. 11 .. .. .	10,000 0 0	By Amount of Pensions paid :—		
To Deductions from the Salaries of Public Officers, at the rate of 4 per cent. per annum, from 1st September to 30th November, 1864.. .. .	2,368 11 6	* M. D. Ferguson, late Accountant in the Government Printing Office, from 1st June to 31st December, at the rate of £26 per annum .. .. .	155 3 4	
		Charles Wilkinson, late Clerk in the Treasury, from 1st July to 31st December, at the rate of £350 per annum .. .. .	175 0 0	
		John Crook, late Harbor Master, Sydney, from 1st July to 30th November, at the rate of £433 6s. 8d. per annum .. .. .	180 10 10	
		Stephen Greenhill, late Chief Clerk in the Pay Branch of the Treasury, from 1st July to 31st December, at the rate of £600 per annum .. .. .	300 0 0	
		* Robert Allen Hunt, late Superintendent of the Money Order Office, from 1st July to 30th November, at the rate of £576 per annum .. .. .	240 0 0	
		* J. H. Crummer, late Police Magistrate, Port Macquarie, from 1st September to 30th November, at the rate of £254 6s. 8d. per annum .. .. .	63 11 6	
		* John Kingsmill, late Sheriff's Bailiff at Maitland, from 19th August to 30th November, at the rate of £192 per annum .. .. .	54 14 2	
		* G. R. Uhr, late Sheriff, from 16th August to 10th September, at the rate of £494 per annum .. .. .	34 19 4	
				1,203 19 2
		By Gratuity to the Family of Samuel North, Esquire, late Water Police Magistrate (in part) .. .. .	.....	1,260 0 0
		By Premium and Accrued Interest on £8,000 Treasury Bills purchased at £100 5s. per cent. as an Investment on account of this Fund. ....	.....	2,463 19 2 127 16 8
		By Balance on 31st December, 1864 :—		
		Cash in the Treasury .. .. .	1,776 15 10	
		Treasury Bills .. .. .	8,000 0 0	
				9,776 15 10
	£ 12,368 11 8			12,368 11 8

\* The Pensions to these Officers have been issued at a reduction of 4 per cent. under the provisions of clause 6 of the Act.

Audit Office, Sydney, New South Wales,  
16th October, 1865.

CHRIS. ROLLESTON,  
Auditor General.

886



## NEW SOUTH WALES.

## POLICE REWARD FUND.

16 VICTORIA, No. 33, AND 25 VICTORIA, No. 16.

ACCOUNT of Sums received by the Colonial Treasurer, for and in respect of the POLICE REWARD FUND, and of the Appropriation of the same, to the 31st December, 1864.

PARTICULARS.	COLONIAL TREASURER.	
	Dr.	Cr.
To Balance on 31st December, 1863:—		
Railway Debentures .. .. .	4,000 0 0	
Water Supply Debentures .. .. .	1,500 0 0	
Debentures issued under the Act, 24 Vict., No. 24 .. .. .	11,700 0 0	
Cash in the Treasury .. .. .	4,648 2 7	
	21,848 2 7	
To sums received in 1864 .. .. .	2,699 15 10	
Interest on Investments .. .. .	272 10 0	
Advances unadjusted on 31 December, 1863, transferred to the Police Superannuation Fund .. .. .	14 3 8	
	2,986 9 6	
By Amount paid—		
As Pensions and Gratuities to Widows of deceased Constables, viz.:—		
Margaret Wood, widow of Chief Constable Wood, of the Maitland Police .. .. .		62 10 0
Ann Kendall, widow of Chief Constable Kendall, of the Penrith Police .. .. .		40 0 0
Elizabeth Murphy, widow of Chief Constable Murphy, of the Port Macquarie Police .. .. .		50 0 0
Louisa Codrington, widow of Trooper Codrington, of the Western Gold Escort .. .. .		13 5 6
Ann Whatham, widow of Constable Whatham, of the Casino Police .. .. .		26 0 0
Julia Ledgerwood, widow of Constable Ledgerwood, of the Newcastle Police .. .. .		40 0 0
Eliza Watson, widow of Constable Watson, of the Maitland Police .. .. .		20 0 0
Ann Foy, widow of Constable Foy, of the Tabulam Police .. .. .		33 15 0
Annabella Beatty, widow of Constable Beatty, of the Newcastle Police .. .. .		45 0 0
Frances Jane Robinson, widow of Sergeant Robinson, of the Stony Creek Police .. .. .		100 0 0
Susan Markham, widow of Superintendent Markham, of the Cooma Police .. .. .		200 0 0
Agnes Mason, widow of Constable Mason of the Goulburn Police .. .. .		51 15 0
As Rewards for Meritorious Services in the Apprehension of Prisoners, &c., viz.:—		
Detective Daniel M'Glone, Forbes .. .. .		20 0 0
Detective Richard Elliott, Sydney .. .. .		10 0 0
Sergeant W. H. Flynn, Walgett .. .. .		10 0 0
Constable John Toomey, Sydney .. .. .		10 0 0
Constable George Wood, Bathurst .. .. .		10 0 0
Constable H. Bryan, Cooma .. .. .		5 0 0
Constable T. Woods, Maitland .. .. .		5 0 0
Constable J. A. Pye, Sydney .. .. .		15 0 0
Mr. W. R. Blackman .. .. .		25 0 0
Sergeant N. B. Hitch, Nelligen .. .. .		5 0 0
Constable George Wells, Depôt .. .. .		15 0 0
As Gratuities on leaving the Police Force:—		
Constable C. M'Grath .. .. .		54 0 0
Constable Tracey Dawson .. .. .		54 0 0
Constable J. Hemson .. .. .		92 5 0
Constable J. Cox .. .. .		136 10 0
By Amount paid—		
For treatment of Constables whilst Patients in the Sydney Infirmary .. .. .		25 1 0
For treatment of Constables whilst Patients in the Mudgee Infirmary .. .. .		7 2 0
For treatment of Constables whilst Patients in the Bathurst Hospital .. .. .		8 10 0
For treatment to, and funeral expenses of, Constable Beatty .. .. .		11 14 0
As Refund of Fines and Confiscated Money .. .. .		60 0 1
As Refund of Over-payments on Collections .. .. .		0 13 6
By portion of amount invested on behalf of the Police Reward Fund transferred to the Police Superannuation Fund, under Clause 31 of the Act, 25 Vict., No. 16 .. .. .		15,500 0 0
By Balance on 31st December:—		
Debentures issued under the Act, 24 Vict., No. 24 .. .. .	1,700 0 0	
Cash in the Treasury .. .. .	6,367 11 0	
		8,067 11 0
TOTALS .. .. .	£ 24,834 12 1	24,834 13 1

Audit Office, Sydney, New South Wales,  
29th August, 1865.CHRIS. ROLLESTON,  
Auditor General.



## NEW SOUTH WALES.

## POLICE SUPERANNUATION FUND.

16 VICTORIA, No. 33, AND 25 VICTORIA, No. 16.

ACCOUNT of Sums received by the Colonial Treasurer, for and in respect of the POLICE SUPERANNUATION FUND, and of the Appropriation of the same, to the 31st December, 1864.

PARTICULARS.	COLONIAL TREASURER.	
	Dr.	Cr.
	£ s. d.	£ s. d.
To Balance on 31st December, 1863 :—		
Railway Debentures .. .. .	3,500 0 0	
Water Supply Debentures .. .. .	1,500 0 0	
Debentures issued under the Act 24 Vict., No. 24 .. .. .	4,500 0 0	
	9,500 0 0	
Less Cash Over-draft .. .. .	4,422 2 9	
	5,077 17 3	
To Sums received in 1864 .. .. .	2,800 9 2	
Interest on Investments .. .. .	1,050 8 1	
Portion of Amount invested on behalf of the Police Reward Fund, transferred under clause 31 of the Act 25 Victoria, No. 16 .. .. .	15,500 0 0	
	19,350 17 3	
By Amount of Pensions paid :—		
Sergeant-Major Edward Giles .. .. .		140 6 0
Inspector Thomas J. Powell .. .. .		41 3 6
Inspector William Holmes .. .. .		56 12 6
Inspector Patrick Connors .. .. .		94 16 2
Inspector J. Higgins .. .. .		177 0 0
Chief Constable Thomas M'Gee .. .. .		45 0 0
Chief Constable James Shepperd .. .. .		89 19 6
Chief Constable Robert M'Jannett .. .. .		123 6 8
Chief Constable George Drury .. .. .		90 0 0
Chief Constable Samuel Holt .. .. .		100 0 0
Chief Constable Thomas Hildebrand .. .. .		123 0 0
Chief Constable Samuel H. Horne .. .. .		116 0 0
Chief Constable James Skelton .. .. .		52 10 0
Senior Sergeant Abraham Kershaw .. .. .		115 18 0
Sergeant Michael Cassidy .. .. .		82 7 0
Sergeant J. Sherman .. .. .		126 0 0
Sergeant William Hobbs .. .. .		50 16 6
Sergeant James St. Clair .. .. .		40 16 0
Sergeant John Stafford .. .. .		70 2 6
Constable John Marsh .. .. .		36 12 0
Constable James Shanahan .. .. .		68 12 6
Constable John Harris .. .. .		57 3 8
Constable Alexander Ross .. .. .		57 3 8
Constable Matthew Carroll .. .. .		85 17 6
Constable Charles Lucas .. .. .		82 1 2
Constable James Smith .. .. .		68 14 0
Constable James Eagan .. .. .		50 6 6
Constable Peter Thomson .. .. .		61 0 0
Constable Michael Murphy .. .. .		56 8 6
Constable Michael Reilly .. .. .		70 3 0
Constable Timothy Gears .. .. .		68 12 6
Constable William Kershaw .. .. .		100 13 0
Constable Thomas Hancock .. .. .		59 9 6
Constable Thomas M'Evoy .. .. .		80 0 0
Constable Bartholomew Banister .. .. .		142 10 0
Constable John Cannon .. .. .		89 1 8
Constable John Lee .. .. .		97 0 0
Constable James Seymour .. .. .		88 0 0
Constable Frederick Williams .. .. .		146 0 0
Carried forward .. .. .	£ 24,428 14 6	3,301 3 6

## POLICE SUPERANNUATION FUND.

PARTICULARS.	COLONIAL TREASURER.	
	Dr.	Cr.
	£ s. d.	£ s. d.
Brought forward .. .. .	24,428 14 6	3,301 3 6
By Amount of Pensions paid ( <i>continued</i> ) :—		
Constable Charles Lane .. .. .		61 0 0
Constable Edward Kedwell .. .. .		61 0 0
Constable Peter Conley .. .. .		50 0 0
Constable John Davis .. .. .		97 12 0
Constable John Micklegun .. .. .		54 18 0
Constable Roger Kennedy .. .. .		61 0 0
Constable John Thomas .. .. .		74 14 6
Constable George Taylor .. .. .		54 18 0
Constable John M'Donald .. .. .		54 18 0
Constable Henry Fox .. .. .		73 4 0
Constable Octavius Smith .. .. .		27 9 0
Constable James Farrant .. .. .		54 18 0
Constable Norman M'Beath .. .. .		38 8 0
Constable Thomas Haughey .. .. .		22 15 7
Constable W. S. Dangar .. .. .		68 14 0
Constable James Thorpe .. .. .		51 4 0
Trooper James Perry .. .. .		82 1 2
Trooper Robert Hancock .. .. .		94 0 0
By Amount paid as Gratuities on leaving the Police Force :—		
Sergeant Michael Lonergan .. .. .		64 19 4
Senior Constable Henry Breen .. .. .		48 18 9
Constable C. W. Gordon .. .. .		144 0 0
Constable Thomas Partington .. .. .		99 15 0
Constable Edward Doyle .. .. .		54 0 0
Constable Charles Downham .. .. .		45 0 0
Constable William Graham .. .. .		54 15 0
The relatives of the late Constable H. Rucker, who was drowned while on duty..		100 0 0
		4,995 5 10
By Transfer of Advances from the Police Reward Fund in 1863, by the Inspector General of Police, on account of the Police Superannuation Fund .. .. .		14 3 8
By Balance on 31 December :—		
Railway Debentures .. .. .	3,500 0 0	
Water Supply Debentures .. .. .	1,500 0 0	
Debentures issued under the Act 24 Vict., No. 24 .. .. .	4,500 0 0	
Debentures transferred from the Police Reward Fund, in June, 1864.. .. .	15,500 0 0	
	25,000 0 0	
Less Cash Over-draft .. .. .	5,580 15 0	
		19,419 5 0
TOTALS.. .. .	£ 24,428 14 6	24,428 14 6

Audit Office, Sydney, New South Wales,  
29th August, 1865.

CHRIS. ROLLESTON,  
Auditor General.



NEW SOUTH WALES.

SPECIAL RECEIPTS' ACCOUNT.

ACCOUNT of SPECIAL RECEIPTS, and of the RE-ISSUES therefrom, by the COLONIAL TREASURER, in the Year 1864.

PARTICULARS.	RECEIPTS.			RE-ISSUES IN THE YEAR 1864.	BALANCES IN THE TREASURY ON 31ST DECEMBER, 1864.
	Balances in the Treasury on 31st December, 1863.	Receipts in the Year 1864.	TOTAL.		
Imperial Postage ... ..	£ s. d.	£ s. d.	£ s. d.	£ s. d.	£ s. d.
Shipping Master, Sydney—Seamen's Wages ... ..	2,466 2 3	2,100 18 0	4,567 0 3	1,386 1 2	3,180 19 1
Poundage ... ..	629 11 3	549 7 5	1,178 18 8	430 3 11	748 14 9
Revenue Suspense Account ... ..	10,320 5 7	3,345 14 0	13,665 19 7	3,838 1 9	9,827 17 10
Contractors for Public Works—Securities ... ..	11,221 11 7	37,190 2 9	48,411 14 4	29,340 8 7	19,071 5 9
Amount subscribed by the Inhabitants of Hexham towards the Expense of } removing the Railway Station to another Site	856 10 0	.....	856 10 0	800 0 0	56 10 0
Immigration Remittances—Suspense Account ... ..	100 0 0	.....	100 0 0	.....	100 0 0
Ditto —Deposit Account ... ..	27 0 5	86 0 0	113 0 5	113 0 5	.....
Post Office Money Order Account ... ..	25,388 17 0	18,898 18 6	44,287 15 6	42,008 4 2	2,279 11 4
Assurance Fund—Real Property Act ... ..	9,800 0 0	21,614 9 0	31,414 9 0	16,000 0 0	15,414 9 0
Commissioners' Fees—Real Property Act ... ..	924 14 4	763 4 4	1,687 18 8	16 12 0	1,671 6 8
Sundry Temporary Deposits ... ..	78 0 0	413 10 0	491 10 0	383 10 0	108 0 0
	145 15 9	233 0 0	378 15 9	345 15 9	33 0 0
TOTALS ... ..	61,958 8 2	85,195 4 0	147,153 12 2	94,661 17 9	52,491 14 5

Audit Office, Sydney, New South Wales,  
15th September, 1865.

CHRIS. ROLLESTON,  
Auditor General.



NEW SOUTH WALES.

TRUST MONEYS' DEPOSIT ACCOUNT.

STATEMENT of TRUST MONEYS deposited in the COLONIAL TREASURY, and of RE-ISSUES therefrom, under the Act 20 Victoria, No. 11, in the Year 1864.

OFFICER DEPOSITING.	RECEIPTS.			RE-ISSUES IN THE YEAR 1864.	BALANCES IN THE TREASURY ON THE 31ST DECEMBER, 1864.
	Balances in the Treasury on 31st December, 1863.	Deposits in the Year 1864.	TOTAL.		
	£ s. d.	£ s. d.	£ s. d.	£ s. d.	£ s. d.
Master in Equity .....	11,773 9 2	25,613 11 10	37,387 1 0	23,445 15 0	13,941 6 0
Curator of Intestate Estates .....	12,091 3 2	2,538 12 2	14,629 15 4	4,610 19 6	10,018 15 10
Prothonotary .....	751 13 1	2,846 4 3	3,597 17 4	2,701 4 5	896 12 11
	3,283 4 11	10,229 10 6	13,512 15 5	10,359 14 7	3,153 0 10
	15,994 9 7	7,746 19 7	23,741 9 2	23,741 9 2	.....
Official Assignees in Insolvency ...		* 13,860 11 11	13,860 11 11	9,531 0 6	4,329 11 5
{ J. P. Mackenzie .....					
{ J. Morris .....					
{ succeeded by .....					
{ F. T. Humphery .....	7 15 5		7 15 5		7 15 5
{ F. W. Perry .....	9,138 12 8	4,469 14 11	13,608 7 7	11,333 7 7	2,275 0 0
{ Robert Sempill .....					
Trade Assignees .....		27 19 6	27 19 6		27 19 6
{ Robert Sempill .....					
{ L. J. Spyer .....					
TOTALS .....	£ 53,040 8 0	67,333 4 8	120,373 12 8	85,723 10 9	34,650 1 11

\* Including the balance at the credit of the late Mr. John Morris, transferred in 1864, to the credit of Mr. F. T. Humphery's account.

Audit Office, Sydney, New South Wales,  
13th April, 1865.

CHRIS. ROLLESTON,  
Auditor General.



NEW SOUTH WALES.

MINT BULLION ACCOUNT.

STATEMENT shewing the Amount of Issues and Re-issues to the Deputy Master of the Royal Mint, from the Colonial Treasury, for the purchase of Gold Bullion imported into the Mint for Coinage, for the Year 1864.

PARTICULARS.	COLONIAL TREASURER.	
	Dr.	Cr.
JANUARY, 1864.		
To Re-payments of Coin by the Deputy Master	81,000 0 0	
By Re-issues .....		81,000 0 0
FEBRUARY.		
To Re-payments .....	132,000 0 0	
By Re-issues .....		132,000 0 0
MARCH.		
To Re-payments .....	238,000 0 0	
By Re-issues .....		238,000 0 0
APRIL.		
To Re-payments .....	201,000 0 0	
By Re-issues .....		201,000 0 0
MAY.		
To Re-payments .....	340,000 0 0	
By Re-issues .....		340,000 0 0
JUNE.		
To Re-payments .....	397,000 0 0	
By Re-issues .....		397,000 0 0
JULY.		
To Re-payments .....	129,000 0 0	
By Re-issues .....		129,000 0 0
AUGUST.		
To Re-payments .....	303,000 0 0	
By Re-issues .....		303,000 0 0
SEPTEMBER.		
To Re-payments .....	268,000 0 0	
By Re-issues .....		268,000 0 0
OCTOBER.		
To Re-payments .....	206,000 0 0	
By Re-issues .....		206,000 0 0
NOVEMBER.		
To Re-payments .....	166,000 0 0	
By Re-issues .....		166,000 0 0
DECEMBER.		
To Re-payments .....	237,500 0 0	
By Re-issues .....		237,500 0 0
TOTALS .....	£ 2,698,500 0 0	2,698,500 0 0

Audit Office, Sydney, New South Wales,  
30th March, 1865.

CHRIS. ROLLESTON,  
Auditor General.



1865.

LEGISLATIVE ASSEMBLY.  
NEW SOUTH WALES.

COLONIAL TREASURY ACCOUNTS.  
(REPORT OF BOARD OF AUDIT.)

Ordered by the Legislative Assembly to be Printed, 25 October, 1865.

MEMORANDUM.

AT the request of the Honorable THOMAS WARE SMART, and of the Honorable SAUL SAMUEL, Esquires, we, the undersigned, met at the Treasury this day, for the purpose of ascertaining the state of the Public Accounts, at the close of business on the evening of the 20th instant, on the occasion of the transfer of the office of Treasurer and Secretary for Finance and Trade from the former to the latter named gentleman; and, after a careful examination of the several Cash Books and Ledgers kept under the supervision of the Accountant, found that the following were the balances thereon, viz. :—

*Accounts on which there are Credit Balances.*

SPECIAL ACCOUNTS.

	£	s.	d.	£	s.	d.
Scab in Sheep Fund...	19,930	14	1			
Church and School Estates Fund ...	20,184	8	0			
Civil Service Superannuation Fund ...	8,986	6	7			
				49,101	8	8

LODGMET ACCOUNTS.

Police Reward Fund...	9,459	2	4			
Police Superannuation Fund ...	17,467	5	8			
Poundage ...	9,576	12	0			
Imperial Postage ...	3,596	17	0			
Shipping Master (Seamen's Wages) ...	717	3	3			
Revenue Suspense Account... ..	29,893	14	1			
Trust Moneys, 20 Victoria, No. 11... ..	50,332	8	7			
Immigration Remittances ... ..	342	0	0			
Commissioners' Fund, Real Property Act ... ..	145	5	0			
Assurance Fund do. ... ..	2,193	13	1			
Money Orders ... ..	16,752	17	7			
Sundry Deposits ... ..	129	4	6			
				140,606	3	1
				189,707	11	9
DEBENTURE SUSPENSE ACCOUNTS ... ..				1,460,300	0	0
				1,650,007	11	9

*Deduct—*

*Accounts Overdrawn.*

CONSOLIDATED REVENUE FUND.

Revenue Proper, Overdraft ... ..	214,054	8	9			
Loans Account, Overdraft ... ..	277,041	14	2			
				491,096	2	11
Total Balance, after deducting Overdrafts ... ..	£	1,158,911	8	10		

Particulars of Securities included in the sum of £1,650,007 11s. 9d., shewn on preceding page, viz. :—

Police Reward and Superannuation Fund—			
Debentures in Treasury Vault ... ..	26,700	0	0
Civil Service Superannuation Fund—			
Treasury Bills in Safe No. 1 ... ..	8,000	0	0
Church and School Estates Fund—			
Debentures in Safe No. 1... ..	12,400	0	0
Debentures in Safe No. 1 not yet issued ...	23,600	0	0
Debentures in the hands of, or on the way to,			
the Oriental Bank Corporation, London...1,180,900	0	0	
Debentures in the hands of the Bank of New			
South Wales, Sydney ... ..	100,000	0	0
Debentures in the hands of the Bank of New			
South Wales, London ... ..	155,800	0	0
			1,507,400 0 0
Deduct Credit Balance, as on other side ... ..			1,158,911 8 10
			348,488 11 2
Leaving an actual Cash Overdraft of ... ..			£ 348,488 11 2

Which is accounted for in the following manner, viz. :—

Overdraft on account with the Oriental Bank			
Corporation, London ... ..	206,294	0	1
Overdraft on account with the London Branch			
of the Bank of New South Wales ... ..	93,395	2	1
Overdraft on General Fund Account—			
Bank of New South Wales, Sydney ... ..	64,856	6	8
			364,545 8 10

*Less—*

Balances on the following Accounts, viz. :—

Revenue Suspense Account in Bank of			
New South Wales, Sydney ... ..	29,941	11	3
Civil Service Superannuation Fund in do.	986	6	7
Cash in the hands of the Chief Clerk of			
the Pay Branch ... ..	94	11	4
			31,022 9 2
			£ 333,522 19 8

*Add—*

Unpresented Cheques, as per List appended, viz. :—

Drawn on General Account ... ..	14,917	14	4
Drawn on Revenue Suspense Account ... ..	47	17	2
			14,965 11 6
			£ 348,488 11 2

Having ascertained the state of the Government Accounts in the Bank of New South Wales, Sydney, at the close of business on the 20th instant, and the state of the Government Accounts with the Oriental Bank Corporation, London, and the London Branch of the Bank of New South Wales, as per latest advices, we certify that the debit and credit balances exhibited by the books of the Treasury have been satisfactorily accounted for.

E. C. WEEKES.  
JACOB L. MONTEFIORE.

*The Treasury, New South Wales,  
Sydney, 23rd October, 1865.*

MEMORANDUM



COLONIAL TREASURY ACCOUNTS.

*MEMORANDUM explanatory of the Overdraft of £214,054 8s. 9d. on the Consolidated Revenue Fund, on the 20th October, 1865.*

THE overdraft on the General Account of the Government with the Bank of New South Wales, on the 20th October, 1865, was, as per Account Current furnished by the General Manager

64,856 6 8

But in order to arrive at the overdraft on the Consolidated Revenue Fund on that date, the balances on the following accounts, which have been made use of to meet claims on that Fund, must be added, viz. :—

SPECIAL ACCOUNTS—

Scab in Sheep Fund ... .. 19,930 14 1  
Church and School Estates' Fund ... 20,184 8 0

40,115 2 1

LODGMENTS—

Police Reward Fund ... .. 9,459 2 4  
Police Superannuation Fund ... .. 17,467 5 8  
Poundage ... .. 9,576 12 0  
Imperial Postage ... .. 3,596 17 0  
Shipping Master ... .. 717 3 3  
Trust Moneys, 20 Victoria, No. 11 ... 50,332 8 7  
Immigration Remittances ... .. 342 0 0  
Commissioners Fund, Real Property Act ... .. 145 5 0  
Assurance Fund, ditto ... .. 2,193 13 1  
Money Orders ... .. 16,752 17 7  
Sundry Deposits ... .. 129 4 6

Less— 110,712 9 0

Investment in Debentures on account of the Church and School Estates Fund, and the Police Reward and Superannuation Funds ... .. 39,100 0 0

71,612 9 0

Add—

Cheques drawn on General Account, as per accompanying list, but not presented at the Bank ...

14,917 14 4

191,501 12 1

Less—

Cash in the hands of the Chief Clerk of the Pay Branch

94 11 4

191,407 0 9

To this sum must also be added part of the overdraft on the Account with Oriental Bank Corporation, London, thus :—

Overdraft as per last Account  
Current received ... 206,294 0 1

Less—

Overdraft on Loans' Account for Loan Services ... .. 183,646 12 1

22,647 8 0

Overdraft on the Consolidated Revenue Fund, on the 19th October, as per books of the Treasury ... ..

£214,054 8 9

*The Treasury, New South Wales,  
Sydney, 23rd October, 1865.*

E. C. W.  
J. L. M.

## COLONIAL TREASURY ACCOUNTS.

*MEMORANDUM of Reconciliation between the Overdraft on the Consolidated Revenue Fund, as shewn on preceding page, and the aggregate Cash Overdraft of £348,488 11s. 2d. on the Public Accounts, as shewn in our memorandum respecting the Treasury Balances generally.*

*Overdraft—*

On the Consolidated Revenue Fund, as shewn on preceding page £214,054 8 9

*Add—*

Overdraft on Loans Account, as per books of the Treasury ... 277,041 14 2

---

491,096 2 11

*Deduct—*

Amount at the credit of the Special and Lodg-  
ment Accounts ... .. 189,707 11 9

*Less—*

Securities in the Treasury, belonging to the  
Church and School Estates Fund, to the  
Civil Service Superannuation Fund, and to  
the Police Reward and Superannuation  
Funds, included in the sum of £ 189,707  
11s. 9d. ... .. 47,100 0 0

---

142,607 11 9

---

£348,488 11 2

---

*The Treasury, New South Wales,  
Sydney, 23rd October, 1865.*

E. C. W.  
J. L. M.

---

BALANCES

BALANCES on the PUBLIC ACCOUNTS of the COLONY of NEW SOUTH WALES, on the 20th day of OCTOBER, 1865.

PUBLIC REVENUE ACCOUNTS.			DISTRIBUTION OF THE BALANCES.			
	£	s. d.	£	s. d.	£	s. d.
<b>CONSOLIDATED REVENUE—</b>						
Revenue Proper—Overdraft	214,054	8 9			986	6 7
Loans Fund—Overdraft	277,041	14 2			29,893	14 1
			491,096	2 11	94	11 4
Scab in Sheep Fund, 27 Vict., 6			19,930	14 1		
<b>SPECIAL ACCOUNTS—</b>						
Church and School Estates Fund	20,184	8 0				
Civil Service Superannuation Fund	8,986	6 7	29,170	14 7		
<b>LODGMET ACCOUNTS.</b>						
Police Reward Fund	9,459	2 4				
Police Superannuation Fund	17,467	5 8				
Poundage	9,576	12 0				
Imperial Postage	3,596	17 0				
Shipping Master (Seamen's Wages)	717	3 3				
Revenue Suspense Fund	29,893	14 1				
Trust Moneys, 20 Vict., 11	50,332	8 7				
Immigration Remittances	342	0 0				
Commissioners' Fund—Real Property Act	145	5 0				
Assurance Fund—Real Property Act	2,193	13 1				
Money Orders Account	* 16,752	17 7				
Sundry Deposits	129	4 6	140,606	3 1		
			189,707	11 9		
Debenture Suspense Account			1,460,300	0 0		
			1,650,007	11 9		
Deduct Overdraft as above			491,096	2 11		
<b>TOTAL</b>			<b>£ 1,158,911</b>	<b>8 10</b>		
					<b>TOTAL</b>	<b>£ 1,158,911 8 10</b>

COLONIAL TREASURY ACCOUNTS.

\* Imperial Account .. .. £ 15,495 7 11  
 Intercolonial Account .. .. 476 19 2  
 General Account .. .. 780 10 6

16,752 17 7

The Treasury, Sydney, New South Wales,  
 20th October, 1865.

JAMES THOMSON,  
 Accountant.

## LIST of Unpresented Cheques on 20th October, 1865.

DATE.	No.	AMOUNT.	TOTAL.
GENERAL ACCOUNT.		£ s. d.	£ s. d.
1864.			
27 April .....	714	6 17 3	
27 " .....	718	3 8 4	
12 December .....	C 747	2 10 0	
28 " .....	A 1,256	2 10 9	
1865.			
24 February .....	E 1,451	18 0 0	
25 " .....	A 1,626	8 0 0	
25 July .....	No. 2,340	21 5 0	
8 September .....	D 2,580	5 0 0	
8 " .....	2,582	10 0 0	
19 " .....	2,634	7 7 0	
26 " .....	A 2,653	3 3 0	
2 October .....	A 2,694	14 19 0	
4 " .....	No. 2,714	35 12 6	
9 " .....	D 2,720	4 0 0	
9 " .....	C 2,736	1 4 0	
10 " .....	A 2,762	3 3 0	
10 " .....	B 2,767	6 10 0	
12 " .....	No. 2,772	8 6 8	
13 " .....	D 2,745	5 15 1	
16 " .....	A 2,795	17 10 0	
17 " .....	E 2,801	250 0 0	
18 " .....	No. 2,787	10 10 0	
19 " .....	B 2,825	165 18 10	
19 " .....	C 2,792	12 10 0	
19 " .....	2,795	16 9 3	
19 " .....	2,797	6 8 0	
19 " .....	2,798	21 5 0	
20 " .....	No. 2,802	87 4 11	
20 " .....	2,803	1,141 13 1	
20 " .....	2,805	700 9 8	
20 " .....	2,808	942 10 0	
20 " .....	2,809	52 10 0	
20 " .....	E 2,810	13 6 6	
20 " .....	2,811	21 0 0	
20 " .....	2,812	460 13 4	
20 " .....	2,813	6,381 9 2	
20 " .....	2,815	35 0 0	
20 " .....	2,816	4,313 15 0	
20 " .....	2,819	100 0 0	
SUSPENSE ACCOUNT.			
1856.			
2 October .....	No. 52	3 7 5	
7 November .....	62	3 7 5	
1862.			
10 February .....	No. 735	5 3 4	
1864.			
1 November .....	A 75	2 0 0	
1865.			
21 September .....	No. 327	3 0 0	
16 October .....	347	0 19 0	
18 " .....	A 349	20 0 0	
19 " .....	No. 349	10 0 0	
			14,917 14 4
TOTAL .....		£	47 17 2
			14,965 11 6

The Treasury, New South Wales,  
20th October, 1865.

JAMES THOMSON,  
Accountant.

TRUST

COLONIAL TREASURY ACCOUNTS.

TRUST MONEYS' DEPOSIT ACCOUNT.

(20 Vic. No. 11.)

STATE of the TRUST MONEYS' DEPOSIT ACCOUNT in the TREASURY, at Sydney, New South Wales, on the 20th October, 1865.

BALANCES ON 20th OCTOBER, 1865, VIZ.:—	£	s.	d.
The Master in Equity ... ..	14,058	11	6
The Curator of Intestate Estates ... ..	9,068	6	3
The Prothonotary of the Supreme Court ... ..	1,147	13	5
Mr. J. P. M'Kenzie, Official Assignee ... ..	13,177	2	8
Mr. R. H. Sempill, Official Assignee ... ..	7,928	14	0
Mr. F. T. Humphrey, Official Assignee ... ..	4,729	15	6
Messrs. R. H. Sempill and L. S. Spyer, Trade Assignees ... ..	27	19	6
Messrs. R. H. Sempill and A. H. J. Baass, Trade Assignees ... ..	87	1	1
Messrs. R. H. Sempill and James Vickery ... ..	107	4	8
<b>TOTAL BALANCE</b> ... ..	<b>£ 50,332</b>	<b>8</b>	<b>7</b>

*The Treasury, New South Wales,  
20th October, 1865.*

JAMES THOMSON,  
Accountant.

SUNDRY DEPOSITS.

STATE of SUNDRY DEPOSITS in the TREASURY, at Sydney, New South Wales, on the 20th October, 1865.

BALANCES ON 20th OCTOBER, 1865, VIZ.:—	£	s.	d.
<b>SECURITY FUND.</b>			
Guinness and Billing ... ..	6	10	0
A. H. Fitz Roy ... ..	38	0	0
Bishopthorpe Estate ... ..	6	4	2
Contribution by the Inhabitants of Tumut towards the erection of Tumut Bridge ... ..	40	0	0
Money which belonged to patients, now deceased, Lunatic Asylum, Tarban Creek ... ..	38	10	4
<b>TOTAL BALANCE</b> ... ..	<b>£ 129</b>	<b>4</b>	<b>6</b>

*The Treasury, New South Wales,  
20th October, 1865.*

JAMES THOMSON,  
Accountant.

## COLONIAL TREASURY ACCOUNTS.

STATEMENT of the BALANCE in the hands of the CHIEF CLERK of the PAY BRANCH  
of the TREASURY, on the 20th day of October, 1865.

PARTICULARS.	AMOUNTS.	REMARKS.
	£ s. d.	
Gold ... ..	22 0 0	
Silver ... ..	4 4 3	
Copper ... ..	0 18 8	
Notes ... ..	45 0 0	
Cheques ... ..	.....	
Postage Stamps ... ..	22 8 5	
TOTAL ... ..	£ 94 11 4	

*The Treasury, New South Wales,  
20th October, 1865.*

JAMES D. CRONIN,  
Chief Clerk.

SECRETARY,

COLONIAL TREASURY ACCOUNTS.

SECRETARY, BANK OF NEW SOUTH WALES, to THE UNDER SECRETARY FOR FINANCE AND TRADE.

*Bank of New South Wales,  
Sydney, 21st October, 1865.*

SIR,

In conformity with your letter S<sup>246</sup>, of the 19th instant, I now do myself the honor to enclose you, herewith, an Account Current shewing the balance due by the Government to this Bank at the close of business on the 20th instant, accompanied by a certificate thereof in same form as that furnished by us in February last.

I have, &c.,  
CHAS. M. PALMER.  
(Pro Secretary.)

THE GOVERNMENT IN ACCOUNT CURRENT WITH THE BANK OF NEW SOUTH WALES.

Dr.		Cr.	
1865.		1865.	
		£	s. d.
Oct. 20. To amount at debit of the Government General Account .....	64,856 6 8	Oct. 20. By amount at credit of Suspense Account .....	29,941 11 3
		By amount at credit of Superannuation Fund Account .....	986 6 7
		By balance due to Bank by the Government this day	33,928 8 10
	£ 64,856 6 8		£ 64,856 6 8
Oct. 20. To balance due to Bank brought down .....	£ 33,928 8 10		

*Bank of New South Wales,  
Sydney, 21st October, 1865.*

G. E.

SHEPHERD SMITH,  
General Manager.

GENERAL MANAGER, BANK OF NEW SOUTH WALES, to THE HONORABLE THE TREASURER.

*Bank of New South Wales,  
Sydney, 21st October, 1865.*

SIR,

I hereby certify that the cash balance due to this Bank by the Government of New South Wales, on local account, at the close of business on Friday, the 20th day of October instant, was £33,928 8s. 10d., thirty-three thousand nine hundred and twenty-eight pounds, eight shillings and ten pence, and that there was also due on General Account at the London Office of the Bank, at the date of last advices thence, say 24th August, 1865, a further sum of £93,395 2s. 1d., ninety-three thousand three hundred and ninety-five pounds, two shillings and one penny.

I have, &c.,  
SHEPHERD SMITH,  
General Manager.

ACTING MANAGER, ORIENTAL BANK CORPORATION, SYDNEY, to THE UNDER SECRETARY FOR FINANCE AND TRADE.

*Oriental Bank Corporation,  
Sydney, 21st October, 1865.*

SIR,

In terms of your letter, S<sup>247</sup>, of 19th instant, I beg to hand you herewith a Memo. shewing the state of the Government Account with the Oriental Bank, inclusive of the credits issued here to date, and Debentures remaining unsold, according to our last advices from London, of 26th August.

I am, &c.,  
S. MURRAY,  
Acting Manager.

## COLONIAL TREASURY ACCOUNTS.

MEMO. OF GOVERNMENT OF NEW SOUTH WALES ACCOUNT, ACCORDING TO ADVICES FROM LONDON,  
OF 26TH AUGUST.

	£	s.	d.		£	s.	d.		
Balance of Account ..... Dr.	206,294	0	1	Balance of Account..... Cr.	.....				
Credits outstanding .....	374,000	0	0	Debentures in London and in course of transmission ....	1,180,900	0	0		
Do. issued this Mail—									
Interest and Pensions due 1 July last .....	120,000	0	0						
Debentures due 1 January next .....	300,000	0	0						
Balance .....	180,605	19	11	Balance .....	.....				
	£	1,180,900	0	0		£	1,180,900	0	0

Oriental Bank Corporation,  
Sydney, 21st October, 1865.  
E.E.

CHAS. J. HEBBURN,  
Accountant.

S. MURRAY,  
Acting Manager.

GENERAL MANAGER, BANK OF NEW SOUTH WALES, to THE HONORABLE THE  
TREASURER.

Bank of New South Wales,  
Sydney, 18th October, 1865.

SIR,

I do myself the honor to acknowledge your letter S<sup>235</sup>, of the 16th instant, enclosing a list of New South Wales Government Debentures, since received and found in order, and which are to be held by us as security for the Government's present overdraft, and for any further advances to them which we may hereafter agree to make.

I have, &c.,

CHAS. M. PALMER.  
(For the General Manager.)

The Treasury, New South Wales,  
17th October, 1865.

MEMORANDUM of DEBENTURES lodged this day in the hands of the Bank of New South Wales, Sydney.

No. of the Debentures.	Value of each Debenture.	Currency.	Under what Authority issued.	Total Number of Debentures.	Amount.
Series G 2. 5152 to 5331 ..	£ 500	30 years	27 Victoria, No. 14	180	£ 90,000
Series H 2. 309 to 318 ..	1,000	Do.	Do.	10	10,000
			Total .....	190	100,000

Correct.  
JAMES THOMSON, Accountant.

JNO. WELLS,  
Under Secretary for Finance and Trade.

Sydney, 17th October, 1865.

RECEIVED 180 Debentures, each of the representative value of £500, and ten Debentures of £1,000 each.

Collective representative value of the whole, One hundred thousand pounds.

(For the Bank of New South Wales.)

EDWD. WILKINSON,  
Accountant.

SECRETARY, BANK OF NEW SOUTH WALES, SYDNEY, to THE UNDER SECRETARY FOR  
FINANCE AND TRADE.

Bank of New South Wales,  
Sydney, 23rd October, 1865.

SIR,

In reply to your letter S<sup>236</sup>, of the 21st instant, I do myself the honor to inform you that the Government Debentures for £155,800 to which you refer, were acknowledged by our London Office to have been received in March last, and since then until the date of our last advices, no sales thereof appear to have been effected, as will be seen by the copies of Account periodically rendered to you.

I have, &c.,

CHAS. M. PALMER.  
(Pro Secretary.)



1865-6.

LEGISLATIVE ASSEMBLY.  
NEW SOUTH WALES.

COLONIAL TREASURY ACCOUNTS.  
(REPORT OF BOARD OF AUDIT.)

Ordered by the Legislative Assembly to be Printed, 16 January, 1866.

MEMORANDUM.

At the request of the Honorable SAUL SAMUEL, and of the Honorable MARSHALL BURDEKIN, Esquires, we, the undersigned, met at the Treasury this day, for the purpose of ascertaining the state of the Public Accounts, at the close of business, on the evening of the 4th instant, on the occasion of the transfer of the office of Treasurer and Secretary for Finance and Trade from the former to the latter named gentleman; and, after a careful examination of the several Cash Books and Ledgers kept under the supervision of the Accountant, found that the following were the Balances thereon, viz. :—

*Accounts on which there are Credit Balances.*

SPECIAL ACCOUNTS.

	£	s.	d.	£	s.	d.
Scab in Sheep Fund ... ..	7,508	6	7			
Church and School Estates Fund ... ..	22,028	8	7			
Civil Service Superannuation Fund... ..	10,349	16	6			
				39,886	11	8

LODGMET ACCOUNTS.

Police Reward Fund... ..	9,500	6	5			
Police Superannuation Fund ... ..	17,678	10	4			
Poundage ... ..	10,049	19	9			
Imperial Postage ... ..	3,718	18	6			
Shipping Master (Seamen's Wages) ... ..	774	12	1			
Revenue Suspense Account ... ..	33,238	0	9			
Trust Moneys, 20 Victoria, No. 11... ..	39,959	6	0			
Immigration Remittances ... ..	1,365	0	0			
Commissioners' Fund, Real Property Act ... ..	146	5	0			
Assurance Fund, do. ... ..	2,463	7	6			
Money Orders ... ..	13,375	0	2			
Sundry Deposits ... ..	189	0	7			
				132,458	7	1

				172,344	18	9
DEBENTURE SUSPENSE ACCOUNTS: ... ..				2,019,800	0	0
				2,192,144	18	9

*Deduct—*

*Accounts Overdrawn.*

CONSOLIDATED REVENUE FUND.

Revenue Proper ... ..	70,754	8	1			
Loans Account ... ..	348,593	6	1			
				419,347	14	2
Total Balance, after deducting Overdrafts ... ..	£1,772,797	4	7			

Particulars of Securities included in the sum of £2,192,144 18s. 9d. shewn on preceding page, viz. :—

Police Reward and Superannuation Fund—			
Debentures in Treasury Vault ... ..	26,700	0	0
Civil Service Superannuation Fund—			
Treasury Bills in Safe No. 1 ... ..	8,000	0	0
Church and School Estates Fund—			
Debentures in Safe No. 1... ..	12,400	0	0
Debentures in Safe No. 1 not yet issued ...	23,100	0	0
Debentures in the hands of, or on the way to, the Oriental Bank Corporation, London...	1,740,900	0	0
Debentures in the hands of the Bank of New South Wales, Sydney ... ..	100,000	0	0
Debentures in the hands of the Bank of New South Wales, London ... ..	155,800	0	0
		2,066,900	0 0
Deduct Credit Balance, as on other side ... ..		1,772,797	4 7
		<hr/>	
Leaving an actual Cash Overdraft of ... ..	£	294,102	15 5
		<hr/>	

Which is accounted for in the following manner, viz. :—

Overdraft on account with the Oriental Bank Corporation, London ... ..			
	309,516	10	1
Overdraft on account with the London Branch of the Bank of New South Wales ... ..			
	93,395	2	1
		402,911	12 2
		<hr/>	

*Less—*

Balances on the following Accounts, viz. :—			
General Account in Bank of New South Wales, Sydney ... ..			
	74,563	14	9
Revenue Suspense Account in do. ...	34,559	7	3
Civil Service Superannuation Fund in do.	2,378	19	10
Cash in the hands of the Chief Clerk of the Pay Branch ... ..	103	13	11
		111,605	15 9
		<hr/>	
	£	291,305	16 5

*Add—*

Unpresented Cheques, as per List appended, viz. :—			
Drawn on General Account ... ..	1,446	9	2
Civil Service Superannuation Fund ... ..	29	3	4
Revenue Suspense Account ... ..	1,321	6	6
		2,796	19 0
		<hr/>	
	£	294,102	15 5
		<hr/>	

Having ascertained the state of the Government Accounts in the Bank of New South Wales, Sydney, at the close of business on the 4th instant, and the state of the Government Accounts with the Oriental Bank Corporation, London, and the London Branch of the Bank of New South Wales, as per latest advices, we certify that the Debit and Credit Balances exhibited by the books of the Treasury have been satisfactorily accounted for.

*The Treasury, New South Wales,  
Sydney, 8th January, 1866.*

E. C. WEEKES,  
JACOB L. MONTEFIORE.

MEMORANDUM

COLONIAL TREASURY ACCOUNTS.

*MEMORANDUM explanatory of the Overdraft of £70,754 8s. 1d. on the Consolidated Revenue Fund, on the 4th January, 1866.*

THE Balance on the General Account of the Government with the Bank of New South Wales, on the 4th January, 1866, was, as per Account Current furnished by the General Manager ... .. 74,563 14 9

But in order to arrive at the Overdraft on the Consolidated Revenue Fund, on that date, this amount must be deducted from the Balances on the following Accounts, to which it belongs, viz. :—

SPECIAL ACCOUNTS—

Scab in Sheep Fund ... ..	7,508 6 7	
Church and School Estates Fund ... ..	22,028 8 7	
		29,536 15 2

LODGMENTS—

Police Reward Fund ... ..	9,500 6 5	
Police Superannuation Fund ... ..	17,678 10 4	
Poundage ... ..	10,049 19 9	
Imperial Postage ... ..	3,718 18 6	
Shipping Master (Seamen's Wages) ... ..	774 12 1	
Trust Moneys, 20 Victoria, No. 11 ... ..	39,959 6 0	
Immigration Remittances ... ..	1,365 0 0	
Commissioners' Fund, Real Property Act ... ..	146 5 0	
Assurance Fund, ditto ... ..	2,463 7 6	
Money Orders ... ..	13,375 0 2	
Sundry Deposits ... ..	189 0 7	
	99,220 6 4	

Less—

Investment in Debentures on account of the Church and School Estates Fund, and the Police Reward and Superannuation Funds ... ..	39,100 0 0	
		60,120 6 4

Add—

Cheques drawn on General Account, as per accompanying list, but not presented at the Bank ... ..	1,446 9 2	
		91,103 10 8

Deduct—

Balance on General Account, as above... ..	74,563 14 9	
Cash in the hands of the Chief Clerk of the Pay Branch ... ..	103 13 11	
	74,667 8 8	
		16,436 2 0

To this sum must also be added part of the Overdraft on the Account with Oriental Bank Corporation, London, thus :—

Overdraft as per last Account Current received ... 309,516 10 1

Less—

Overdraft on Loans Account for Loan Services ... ..	255,198 4 0	
		54,318 6 1

Overdraft on the Consolidated Revenue Fund, on the 4th January, as per books of the Treasury ... ..	£ 70,754 8 1	
---	--------------	--

*The Treasury, New South Wales, Sydney, 8th January, 1866.*

E. C. W.  
J. L. M.

**MEMORANDUM**

COLONIAL TREASURY ACCOUNTS.

*MEMORANDUM of Reconciliation between the Overdraft on the Consolidated Revenue Fund, as shewn on preceding page, and the aggregate Cash Overdraft of £294,102 15s. 5d. on the Public Accounts, as shewn in our Memorandum respecting the Treasury Balances generally.*

*Overdraft—*

On the Consolidated Revenue Fund, as shewn on preceding page £ 70,754 8 1

*Add—*

Overdraft on Loans Account, as per books of the Treasury ... 348,593 6 1

419,347 14 2

*Deduct—*

Amount at the credit of the Special and Lodg-  
ment Accounts ... .. 172,344 18 9

*Less—*

Securities in the Treasury, belonging to the  
Church and School Estates Fund, to the  
Civil Service Superannuation Fund, and to  
the Police Reward and Superannua-  
tion Funds, included in the sum of  
£172,344 18s. 9d. ... .. 47,100 0 0

125,244 18 9

£ 294,102 15 5

*The Treasury, New South Wales,  
Sydney, 8th January, 1866.*

E. C. W.  
J. L. M.

BALANCES

BALANCES on the PUBLIC ACCOUNTS of the COLONY of NEW SOUTH WALES, on the 4th day of January, 1866.

PUBLIC REVENUE ACCOUNTS.		£	s.	d.	£	s.	d.	DISTRIBUTION OF THE BALANCES.		£	s.	d.	£	s.	d.	
<b>CONSOLIDATED REVENUE—</b>																
Revenue Proper—Overdraft	...	70,754	8	1				Bank of New South Wales, Sydney—								
Loans Fund—Overdraft	...	348,593	6	1				General Account	73,117	5	7					
					419,347	14	2	Civil Service Superannuation Fund	2,349	16	6					
								Suspense Account	33,238	0	9					
Scab in Sheep Fund, 27 Vict., No. 6	...				7,508	6	7	Cash in hands of the Chief Clerk of the Pay Branch	103	13	11		108,808	16	9	
<b>SPECIAL ACCOUNTS—</b>																
Church and School Estates Fund	...	22,028	8	7				Government Securities belonging to the following								
Civil Service Superannuation Fund	...	10,349	16	6	32,378	5	1	Funds in Treasury Chest, viz. :—								
								Police Reward and Superannuation Fund—	26,700	0	0					
								Debentures								
<b>LODGMENT ACCOUNTS.</b>								Civil Service Superannuation Fund—Trea-	8,000	0	0					
Police Reward Fund	...	9,500	6	5				sury Bills								
Police Superannuation Fund	...	17,678	10	4				Church and School Estates Fund—Debentures	12,400	0	0		47,100	0	0	
Poundage	...	10,049	19	9												
Imperial Postage	...	3,718	18	6				<b>DEBENTURES :—</b>								
Shipping Master (Seamen's Wages)	...	774	12	1				With Bank of New South Wales, Sydney	100,000	0	0					
Revenue Suspense Fund	...	33,238	0	9				With Bank of New South Wales, London	155,800	0	0					
Trust Moneys, 20 Vict., No. 11	...	39,959	6	0				With Oriental Bank Corporation, London	1,740,900	0	0					
Immigration Remittances	...	1,365	0	0				In Treasury Chest	23,100	0	0		2,019,800	0	0	
Commissioners' Fund—Real Property Act	...	146	5	0												
Assurance Fund—Real Property Act	...	2,463	7	6				<b>Deduct Overdrafts—</b>								
Money Orders Account	...	*13,375	0	2				Bank of New South Wales, London	93,395	2	1		2,175,708	16	9	
Sundry Deposits	...	189	0	7				Oriental Bank Corporation, London	309,516	10	1					
					132,458	7	1						402,911	12	2	
Debenture Suspense Account	...				172,344	18	9									
					2,019,800	0	0									
Deduct Overdraft as above	...				2,192,144	18	9									
					419,347	14	2									
<b>TOTAL...</b>		<b>£</b>			<b>1,772,797</b>	<b>4</b>	<b>7</b>	<b>TOTAL</b>					<b>£</b>	<b>1,772,797</b>	<b>4</b>	<b>7</b>

COLONIAL TREASURY ACCOUNTS.

\* Imperial Account .. .. . £ 12,594 9 8  
 General Account .. .. . 780 10 6  
 13,375 0 2

The Treasury, Sydney, New South Wales,  
 5th January, 1866.

JAMES THOMSON,  
 Accountant.

## LIST of Unpresented Cheques on 4th January, 1866.

DATE.	No.	AMOUNT.	TOTAL.
		£ s. d.	£ s. d.
GENERAL ACCOUNT.			
1864.			
27 April .....	714	6 17 3	
27 " .....	718	3 8 4	
12 December .....	C 747	2 10 0	
1865.			
25 July .....	No. 2,340	21 5 0	
19 September .....	No. 2,634	7 7 0	
2 October .....	A 3,694	14 19 0	
14 November .....	D 2,941	8 12 7	
17 " .....	B 2,967	2 2 0	
7 December .....	D 3,037	1 0 0	
9 " .....	9	9 2 6	
13 " .....	C 3,066	5 0 0	
15 " .....	C 3,071	1 0 0	
15 " .....	6	5 4 0	
16 " .....	D 3,070	4 4 0	
21 " .....	C 3,112	8 2 6	
22 " .....	D 3,108	2 10 0	
22 " .....	D 3,111	5 0 0	
22 " .....	A 3,099	3 5 6	
27 " .....	E 3,099	13 6 8	
27 " .....	E 3,105	9 16 0	
30 " .....	D 3,127	16 0 0	
30 " .....	8	16 0 0	
30 " .....	D 3,150	2 1 8	
30 " .....	D 3,174	8 6 5	
30 " .....	No. 3,179	10 6 0	
1866.			
2 January .....	B 3,133	28 0 0	
2 " .....	A 3,129	130 0 0	
3 " .....	E 3,126	5 19 11	
3 " .....	E 3,134	2 14 0	
3 " .....	5	21 5 0	
3 " .....	6	6 13 4	
3 " .....	7	2 10 0	
3 " .....	9	29 0 0	
3 " .....	E 3,142	23 12 6	
3 " .....	3	13 16 0	
3 " .....	4	10 5 11	
3 " .....	6	12 10 0	
4 " .....	B 3,134	89 0 0	
4 " .....	7	80 0 0	
4 " .....	B 3,143	82 8 6	
4 " .....	5	22 0 0	
4 " .....	8	7 4 0	
4 " .....	B 3,152	25 7 1	
4 " .....	A 3,147	21 5 0	
4 " .....	A 3,148	21 5 0	
4 " .....	9	21 5 0	
4 " .....	A 350	21 5 0	
4 " .....	1	54 3 4	
4 " .....	2	16 13 4	
4 " .....	3	8 6 8	
4 " .....	4	171 11 6	
4 " .....	5	46 10 0	
4 " .....	6	10 0 0	
4 " .....	7	166 13 4	
4 " .....	8	107 18 4	
			1,446 9 2
CIVIL SERVICE, SUPERANNUATION FUND.			
1866.			
4 January .....	No. 180	29 3 4	29 3 4
Carried forward		£	1,475 12 6

COLONIAL TREASURY ACCOUNTS.

LIST of Unpresented Cheques—*continued.*

DATE.	No.	AMOUNT.	TOTAL.
Brought forward.....	.....	£ s. d. .....	£ s. d. 1,475 12 6
SUSPENSE ACCOUNT.			
1856.			
2 October .....	No. 52	3 7 5	
7 November .....	62	3 7 5	
1862.			
10 February .....	No: 735	5 3 4	
1864.			
1 November .....	A 75	2 0 0	
1865.			
16 November .....	No. 373	1 0 0	
21 December .....	No. 397	5 0 0	
1866.			
4 January .....	A 400	8 17 10	
4 " .....	1	105 0 0	
4 " .....	2	1,006 15 6	
4 " .....	4	175 0 0	
4 " .....	5	5 15 0	
TOTAL .....			£ 1,321 6 6
TOTAL .....			£ 2,796 19 0

*The Treasury, New South Wales,  
5th January, 1866.*

JAMES THOMSON,  
Accountant.

TRUST MONEYS' DEPOSIT ACCOUNT.

(20 Vic., No. 11.)

STATE of the TRUST MONEYS' DEPOSIT ACCOUNT in the TREASURY, at Sydney, New South Wales, on the 4th January, 1866.

BALANCES, 4TH JANUARY, 1866, viz:—	£ s. d.
The Master in Equity ... ..	9,792 18 1
The Curator of Intestate Estates ... ..	8,998 1 0
The Prothonotary of the Supreme Court ... ..	889 17 11
Mr. J. P. M'Kenzie, Official Assignee ... ..	11,644 10 1
Mr. R. H. Sempill, Official Assignee ... ..	5,063 8 4
Mr. F. T. Humphrey, Official Assignee ... ..	2,777 5 2
Messrs. R. H. Sempill and L. S. Spyer, Trade Assignees ... ..	27 19 6
Messrs. R. H. Sempill and A. H. J. Baass, Trade Assignees ... ..	441 11 0
Messrs. R. H. Sempill and James Vickery, do. ... ..	323 14 11
TOTAL BALANCE ... ..	£ 39,959 6 0

*The Treasury, New South Wales,  
5th January, 1866.*

JAMES THOMSON,  
Accountant.

SUNDRY

## SUNDRY DEPOSITS.

STATE of SUNDRY DEPOSITS in the TREASURY, at Sydney, New South Wales, on the 4th January, 1866.

BALANCES, 4TH JANUARY, 1866, VIZ. :—		£	s.	d.
SECURITY FUND.				
Guinness and Billing	...	6	10	0
P. N. Russell and Co.	...	50	0	0
Bishopthorpe Estate	...	6	4	2
Contribution by the Inhabitants of Tumut towards the erection of Tumut Bridge	...	4	16	1
Contribution by the Municipal Council of West Maitland, towards the repair of the Approach to the Elgin-street Railway Station	...	83	0	0
Money which belonged to patients, now deceased, Lunatic Asylum, Tarban Creek	...	38	10	4
TOTAL BALANCE		£	189	0 7

*The Treasury, New South Wales,  
5th January, 1866.*

JAMES THOMSON,  
Accountant.

STATEMENT of the BALANCE in the hands of the CHIEF CLERK of the PAY BRANCH of the TREASURY, on the 4th day of January, 1866.

PARTICULARS.	AMOUNTS.	REMARKS.
	£ s. d.	
Gold	62 0 0	
Silver	8 17 8	
Copper	0 15 10	
Notes	27 0 0	
Postage Stamps	5 0 5	
TOTAL	£ 103 13 11	

*The Treasury, New South Wales,  
5th January, 1866.*

JAMES D. CRONIN,  
Chief Clerk.

SECRETARY,



COLONIAL TREASURY ACCOUNTS.

SECRETARY, BANK OF NEW SOUTH WALES, SYDNEY, to UNDER SECRETARY FOR FINANCE AND TRADE.

*Bank of New South Wales,  
Sydney, 5 January, 1866.*

SIR,

As requested in your letter S<sup>10</sup>, of the 4th instant, I now do myself the honor to enclose you, herewith, an Account Current shewing the available Cash Balance at credit of the Government on their local account with this Bank at the close of business on the 4th instant, accompanied by a certificate thereof, and of the balance due by the Government to the Bank on the Treasurer's General Account with our London Office, as taken from our latest advices thence.

I have, &c.,  
CHAS. M. PALMER,  
(Pro Secretary.)

THE GOVERNMENT IN ACCOUNT CURRENT WITH THE BANK OF NEW SOUTH WALES.

DE.			CB.		
1866.	£	s. d.	1866.	£	s. d.
Jan. 4. To Balance in hands of Bank at credit of the Government this day ..	111,502	1 10	Jan. 4. By amount at credit of the Government General Fund Account .....	74,563	14 9
			" By amount at credit of Suspense Account .....	34,559	7 3
			" By amount at credit of Superannuation Fund Account .....	2,378	19 10
	111,502	1 10		111,502	1 10
			Jan. 4. By available cash balance brought down .....	111,502	1 10

*Bank of New South Wales,  
Sydney, 5th January, 1866.*

G. E.

CHAS. M. PALMER,  
Pro Secretary.

GENERAL MANAGER, BANK OF NEW SOUTH WALES, to THE HONORABLE THE TREASURER.

*Bank of New South Wales,  
Sydney, 5 January, 1866.*

SIR,

I hereby certify that the available cash balance at credit of the Government, on their local account with the Bank, at the close of business on Thursday, the 4th day of January instant, was £111,502 1s. 10d., one hundred and eleven thousand five hundred and two pounds, one shilling and ten pence, and that at the date of our latest advices from London, say 23rd October, 1865, there was due by the Government on their General Account with the Bank, a sum of £93,395 2s. 1d., ninety-three thousand three hundred and nine-five pounds, two shillings and one penny.

I have, &c.,  
SHEPHERD SMITH,  
General Manager.

ACTING MANAGER, ORIENTAL BANK CORPORATION, SYDNEY, to UNDER SECRETARY FOR FINANCE AND TRADE.

*Oriental Bank Corporation,  
Sydney, 5 January, 1866.*

SIR,

In terms of your letter S<sup>11</sup> of yesterday's date, I beg to hand you herewith a Memo. shewing the state of the Government Account with the Oriental Bank, inclusive of the Credits issued here to date, and Debentures remaining unsold, according to our last advices from London, to 26th October.

I am, &c.,  
S. MURRAY,  
Acting Manager.

MEMO. OF GOVERNMENT OF NEW SOUTH WALES ACCOUNT, ACCORDING TO ADVICES FROM LONDON, OF 26TH OCTOBER.

	£	s.	d.		£	s.	d.
Balance of Account ..... Dr.	309,516	10	1	Balance of Account..... Cr.			
Credits outstanding.....	383,060	7	0	Debentures in London and in transit.....	1,740,900	0	0
Do. issued this Mail— Debentures due 1 Jan., 1866	300,000	0	0	Balance..... Dr.			
Balance .....	748,323	2	11		£	1,740,900	0 0
	£	1,740,900	0 0				

*Oriental Bank Corporation,  
Sydney, 5th January, 1866.*

E. E.  
CHAS. J. HEPBURN,  
Accountant.

S. MURRAY,  
Acting Manager.

---

SECRETARY, BANK OF NEW SOUTH WALES, SYDNEY, to UNDER SECRETARY FOR  
FINANCE AND TRADE.

*Bank of New South Wales,  
Sydney, 8 January, 1866.*

SIR,

E.C.W.  
J.L.M.

In reply to your letter S<sup>4</sup>, of the 6th instant, I have the honor to inform you that we hold in this office, on behalf of the Government, the Debentures for (£100,000) one hundred thousand pounds, lodged by you with us on the 18th October last; and that up to the date of our latest advices from our London Office, the Debentures for (£155,800) one hundred and fifty-five thousand eight hundred pounds were still unsold and in their hands.

I have, &c.,  
CHAS. M. PALMER,  
*Pro Secretary.*

1865-6.

LEGISLATIVE ASSEMBLY.  
NEW SOUTH WALES.

COLONIAL TREASURY ACCOUNTS.  
(REPORT OF BOARD OF AUDIT.)

*Ordered by the Legislative Assembly to be Printed, 20 February, 1866.*

MEMORANDUM.

At the request of the Honorable MARSHALL BURDEKIN, and of the Honorable GEOFFREY EAGAR, Esquires, we, the undersigned, met at the Treasury this day, for the purpose of ascertaining the state of the Public Accounts, at the close of business on the evening of the 22nd instant, on the occasion of the transfer of the office of Treasurer and Secretary for Finance and Trade from the former to the latter named gentleman; and, after a careful examination of the several Cash Books and Ledgers kept under the supervision of the Accountant, found that the following were the Balances thereon, viz. :—

*Accounts on which there are Credit Balances.*

SPECIAL ACCOUNTS.

	£	s.	d.	£	s.	d.
Scab in Sheep Fund, 27 Victoria, No. 6 ... ..	7,569	14	6			
Church and School Estates Fund ... ..	22,564	11	11			
Civil Service Superannuation Fund ... ..	10,985	3	6			
				41,119	9	11

LODGMET ACCOUNTS.

Police Reward Fund... ..	9,610	13	7			
Police Superannuation Fund ... ..	17,658	14	11			
Poundage ... ..	10,274	17	10			
Imperial Postage ... ..	3,718	18	6			
Shipping Master (Seamen's Wages) ... ..	660	0	11			
Revenue Suspense Account ... ..	27,107	13	4			
Trust Moneys, 20 Victoria, No. 11... ..	52,072	16	2			
Immigration Remittances ... ..	2,046	0	0			
Commissioners' Fund, Real Property Act... ..	146	5	0			
Assurance Fund, do. ... ..	2,463	7	6			
Money Orders' Account ... ..	8,518	11	6			
Sundry Deposits ... ..	189	0	7			
				134,466	19	10

				175,586	9	9
DEBENTURE SUSPENSE ACCOUNTS ... ..				2,222,700	0	0
				2,398,286	9	9

*Deduct—*

*Accounts Overdrawn.*

CONSOLIDATED REVENUE FUND.

Revenue Proper ... ..	56,007	11	5			
Loans' Account ... ..	358,464	2	10			
				414,471	14	3

Total Balance, after deducting Overdrafts ... £1,983,814 15 6

## COLONIAL TREASURY ACCOUNTS.

Particulars of Securities included in the sum of £2,398,286 9s. 9d. shewn on preceding page, viz. :—

Police Reward and Superannuation Funds—				
Debentures in Safe No. 1	...	...	26,700	0 0
Civil Service Superannuation Fund—				
Treasury Bills in Safe No. 1	...	...	8,000	0 0
Church and School Estates Fund—				
Debentures in Safe No. 1	...	...	12,400	0 0
Debentures in Safe No. 1 not yet issued	...	...	236,000	0 0
Debentures in the hands of, or on the way to,				
the Oriental Bank Corporation, London	...	...	1,730,900	0 0
Debentures in the hands of the Bank of New				
South Wales, Sydney	...	...	100,000	0 0
Debentures in the hands of the Bank of New				
South Wales, London	...	...	155,800	0 0
			2,269,800	0 0
Deduct Credit Balance, as on other side	...	...	1,983,814	15 6
			£ 285,985	4 6

Which is accounted for in the following manner, viz. :—

Overdraft on account with the Oriental Bank				
Corporation, London	...	...	335,189	1 0
Overdraft on account with the London Branch				
of the Bank of New South Wales	...	...	84,432	12 1
			419,621	13 1
<i>Less—</i>				
Balances on the following Accounts, viz. :—				
General Account in Bank of New South				
Wales, Sydney	...	...	103,650	16 4
Revenue Suspense Account in do.	...	...	27,122	11 6
Civil Service Superannuation Fund in do.	...	...	2,985	3 6
			133,758	11 4
<i>Deduct—</i>				
Unpresented Cheques, as per List appended,				
viz. :—				
Drawn on General Account	...	...	196	8 3
Revenue Suspense				
Account	...	...	14	18 2
			211	6 5
			133,547	4 11
<i>Add—</i>				
Cash in the hands of the Chief Clerk of				
the Pay Branch	...	...	89	3 8
			133,636	8 7
			£ 285,985	4 6

Having ascertained the state of the Government Accounts in the Bank of New South Wales, Sydney, at the close of business on the 22nd instant, and the state of the Government Accounts with the Oriental Bank Corporation, London, and the London Branch of the Bank of New South Wales, as per latest advices, we certify that the Debit and Credit Balances exhibited by the books of the Treasury have been satisfactorily accounted for.

*The Treasury, New South Wales,*  
Sydney, 1st February, 1866.

E. C. WEEKES.  
HENRY PRINCE.

MEMORANDUM

COLONIAL TREASURY ACCOUNTS.

MEMORANDUM explanatory of the Overdraft of £56,007 11s. 5d. on the Consolidated Revenue Fund, on the 22nd January, 1866.

Overdrafts—

On account with the Oriental Bank Corporation, London	335,189	1	0
On account with the London Branch of the Bank of New South Wales	84,432	12	1
From this aggregate Overdraft of	419,621	13	1
must be deducted the Overdraft on the Loans' Account, on the 22nd instant, which, according to the Books of the Treasury, was	358,464	2	10

Leaving an Overdraft on account of the Consolidated Revenue Fund, of 61,157 10 3

This Overdraft on the London Accounts on account of the Consolidated Revenue Fund, has to be reduced by a balance of £5,149 18s. 10d. belonging to that Fund in the General Account of the Government with the Bank of New South Wales, thus:—

Balance on General Account, as per Account Current furnished by the General Manager 103,650 16 4

Less—

Special Accounts—

Scab in Sheep Fund	7,569	14	6
Church and School Estates' Fund	22,564	11	11

30,134 6 5

Lodgments—

Police Reward Fund	9,610	13	7
Police Superannuation Fund	17,658	14	11
Poundage	10,274	17	10
Imperial Postage	3,718	18	6
Seamen's Wages	660	0	11
Trust Moneys	52,072	16	2
Immigration Remittances	2,046	0	0
Commissioners' Fund—Real			
Property Act	146	5	0
Assurance Fund, do.	2,463	7	6
Money Orders	8,518	11	6
Sundry Deposits	189	0	7

107,359 6 6

Less—

Investment in Debentures on account of the Church and School Estates' Fund, and the Police Reward and Superannuation Funds 39,100 0 0

68,259 6 6

Cheques drawn on General Account, as per accompanying list, but not presented.. 196 8 3

98,590 1 2

Deduct—

Cash in the hands of the Chief Clerk of the Pay Branch 89 3 8

98,500 17 6

5,149 18 10

Overdraft on the Consolidated Revenue Fund, on 22nd January, 1866, as per Books of the Treasury ... £ 56,007 11 5

The Treasury, New South Wales,  
Sydney, 1st February, 1866.

E. C. W.  
H. P.

*MEMORANDUM of Reconciliation between the Overdraft on the Consolidated Revenue Fund, as shewn on preceding page, and the aggregate Cash Overdraft of £285,985 4s. 6d. on the Public Accounts, as shewn in our Memorandum respecting the Treasury Balances generally.*

*Overdrafts—*

On the Consolidated Revenue Fund, as shewn on preceding page ... ..	56,007 11 5
Overdraft on Loans' Account, as per books of the Treasury ...	358,464 2 10
	414,471 14 3

*Deduct—*

Amount at the credit of the Special and Lodg- ment Accounts ... ..	175,586 9 9
---	-------------

*Less—*

Securities in the Treasury, belonging to the Church and School Estates' Fund, to the Civil Service Superannuation Fund, and to the Police Reward and Superannua- tion Funds, included in the sum of £175,586 9 9 ... ..	47,100 0 0
	128,486 9 9
	£ 285,985 4 6

*The Treasury, New South Wales,  
Sydney, 1st February, 1866.*

E. C. W.  
H. P.

**BALANCES**

BALANCES on the PUBLIC ACCOUNTS of the COLONY of NEW SOUTH WALES, on the 22nd day of January, 1866.

PUBLIC REVENUE ACCOUNTS.		£	s.	d.	£	s.	d.	DISTRIBUTION OF THE BALANCES.			£	s.	d.	£	s.	d.
CONSOLIDATED REVENUE—								Bank of New South Wales, Sydney—								
Revenue Proper—Overdraft	...	56,007	11	5				General Account	103,454	8	1					
Loans Fund—Overdraft	...	358,464	2	10				Civil Service Superannuation Fund	2,985	3	6					
					414,471	14	3	Suspense Account	27,107	13	4					
								Cash in hands of the Chief Clerk of the Pay Branch	89	3	8					
Scab in Sheep Fund, 27 Vict., No. 6	...				7,569	14	6						133,636	8	7	
SPECIAL ACCOUNTS—								Government Securities belonging to the following								
Church and School Estates Fund	...	22,564	11	11				Funds in Treasury Chest, viz. :—								
Civil Service Superannuation Fund	...	10,985	3	6				Police Reward and Superannuation Funds—	26,700	0	0					
					33,549	15	5	Debentures								
								Civil Service Superannuation Fund—Trea-	8,000	0	0					
LODGMET ACCOUNTS.								surey Bills	12,400	0	0					
Police Reward Fund	...	9,610	13	7				Church and School Estates Fund—Debentures								
Police Superannuation Fund	...	17,658	14	11									47,100	0	0	
Poundage	...	10,274	17	10												
Imperial Postage	...	3,718	18	6				DEBENTURES :—								
Shipping Master (Seamen's Wages)	...	660	0	11				With Bank of New South Wales, Sydney	100,000	0	0					
Revenue Suspense Account	...	27,107	13	4				With Bank of New South Wales, London	155,800	0	0					
Trust Moneys, 20 Vict., No. 11	...	52,072	16	2				With Oriental Bank Corporation, London	1,730,900	0	0					
Immigration Remittances	...	2,046	0	0				In Treasury Chest	236,000	0	0					
Commissioners' Fund—Real Property Act	...	146	5	0									2,222,700	0	0	
Assurance Fund—Real Property Act	...	2,463	7	6				Deduct Overdrafts—								
Money Orders' Account	...	*8,518	11	6				Bank of New South Wales, London	84,432	12	1					
Sundry Deposits	...	189	0	7				Oriental Bank Corporation, London	335,189	1	0					
					134,466	19	10									
Debenture Suspense Account	...				175,586	9	9									
					2,222,700	0	0									
Deduct Overdraft as above	...				2,398,286	9	9									
					414,471	14	3									
TOTAL...		£	1,983,814	15	6			TOTAL				£	1,983,814	15	6	

COLONIAL TREASURY ACCOUNTS.

\* Imperial Account .. .. . £ 7,788 1 0  
 General Account .. .. . 780 10 6  
 £ 8,518 11 6

JAMES THOMSON,  
 Accountant.

The Treasury, Sydney, New South Wales,  
 22nd January, 1866.

## COLONIAL TREASURY ACCOUNTS.

## LIST of Unpresented Cheques on 22nd January, 1866.

DATE.	No.	AMOUNT.	TOTAL.
GENERAL ACCOUNT.			
1864.			
27 April.....	714	£ 6 17 3	
27 ".....	718	3 8 4	
12 December.....	C 747	2 10 0	
1865.			
19 September.....	N 2,634	7 7 0	
7 December.....	D 3,037	1 0 0	
15 ".....	C 3,071	1 0 0	
22 ".....	D 3,108	2 10 0	
1866.			
3 January.....	E 3,126	5 19 11	
9 ".....	A 3,163	5 0 0	
13 ".....	B 3,193	4 3 4	
13 ".....	B 3,209	2 4 6	
15 ".....	D 3,226	3 16 4	
15 ".....	7	3 10 0	
16 ".....	C 3,238	1 12 4	
18 ".....	N 3,239	1 1 0	
18 ".....	N 3,247	38 1 0	
19 ".....	B 3,246	17 10 0	
22 ".....	N 3,283	79 8 3	
	E 3,260	9 9 0	
			196 8 3
SUSPENSE ACCOUNT.			
1856.			
2 October.....	No. 52	3 7 5	
7 November.....	62	3 7 5	
1862.			
10 February.....	No. 735	5 3 4	
1864.			
1 November.....	A 75	2 0 0	
1865.			
16 November.....	No. 373	1 0 0	
			14 18 2
TOTAL.....		£	211 6 5

The Treasury, New South Wales,  
22nd January, 1866.

JAMES THOMSON,  
Accountant.

## TRUST MONEYS' DEPOSIT ACCOUNT.

(20 Vic., No. 11.)

STATE of the TRUST MONEYS' DEPOSIT ACCOUNT in the TREASURY, at Sydney, New South Wales, on the 22nd January, 1866.

BALANCES, 22ND JANUARY, 1866, VIZ:—	£	s.	d.
The Master in Equity ... ..	12,966	13	1
The Curator of Intestate Estates ... ..	9,586	17	1
The Prothonotary of the Supreme Court ... ..	1,133	13	5
Mr. J. P. M'Kenzie, Official Assignee ... ..	10,944	19	4
Mr. R. H. Sempill, Official Assignee ... ..	11,122	17	2
Mr. F. T. Humphrey, Official Assignee ... ..	4,472	18	8
Messrs. R. H. Sempill and L. S. Spyer, Trade Assignees ... ..	27	19	6
Messrs. R. H. Sempill and A. H. J. Baass, Trade Assignees ... ..	1,493	2	2
Messrs. R. H. Sempill and James Vickery, do. ... ..	323	15	9
TOTAL BALANCE ... ..	£	52,072	16 2

The Treasury, New South Wales,  
22nd January, 1866.

JAMES THOMSON,  
Accountant.

SUNDRY



COLONIAL TREASURY ACCOUNTS.

SUNDRY ACCOUNTS.

STATE of SUNDRY DEPOSITS in the TREASURY, at Sydney, New South Wales, on the 22nd January, 1866.

BALANCES, 22ND JANUARY, 1866, VIZ:—		£	s.	d.
SECURITY FUND.				
Guinness and Billing	...	6	10	0
P. N. Russell and Co.	...	50	0	0
Bishopthorpe Estate	...	6	4	2
Contribution by the Inhabitants of Tumut towards the erection of Tumut Bridge	...	4	16	1
Contribution by the Municipal Council of West Maitland, towards the repair of the Approach to the Elgin-street Railway Station	...	83	0	0
Money which belonged to patients, now deceased, Lunatic Asylum, Tarban Creek	...	38	10	4
TOTAL BALANCE		£	189	0 7

*The Treasury, New South Wales,  
22nd January, 1866.*

JAMES THOMSON,  
Accountant.

STATEMENT of the BALANCE in the hands of the CHIEF CLERK of the PAY BRANCH of the TREASURY, on the 22nd day of January, 1866.

PARTICULARS.	AMOUNTS.	REMARKS.
	£ s. d.	
Gold	51 10 0	
Silver	8 7 6	
Copper	0 17 2	
Notes	2 0 0	
Postage Stamps	26 9 0	
TOTAL	£ 89 3 8	

*The Treasury, New South Wales,  
22nd January, 1866.*

JAMES D. CRONIN,  
Chief Clerk.

MANAGER,

## COLONIAL TREASURY ACCOUNTS.

MANAGER, BANK OF NEW SOUTH WALES, to UNDER SECRETARY FOR FINANCE  
AND TRADE.

*Bank of New South Wales,  
Sydney, 23 January, 1866.*

SIR,

I do myself the honor to inform you, in reply to your letter S 28, of the 22nd instant, that the available Balance at credit of the Government on their Local Account with this Bank, at the close of business on Monday, the 22nd of this month, amounted to (£133,758 11s. 4d.) one hundred and thirty-three thousand, seven hundred and fifty-eight pounds, eleven shillings and four pence; and that at the date of our latest returns from our London Office, the Debtor Balance of the Government on their General Account, was (£84,432 12s. 1d.) eighty-four thousand, four hundred and thirty-two pounds, twelve shillings and one penny.

I have further to inform you, that the Debentures held by ourselves and our London Office, on behalf of the Government, represent a nominal value of (£100,000) one hundred thousand pounds, and (£155,800) one hundred and fifty-five thousand, eight hundred pounds, respectively.

I have, &c.,

(For the General Manager,  
CHAS. M. PALMER.

## THE GOVERNMENT IN ACCOUNT CURRENT WITH THE BANK OF NEW SOUTH WALES.

DR.

CR.

1866.		£ s. d.	1866.		£ s. d.
Jan. 22.	To Balance in hands of Bank at credit of the Government this day..	133,753 11 4	Jan. 22.	By amount at credit of the Government General Account .....	103,650 16 4
			"	" Amount at credit of Suspense Account ..	27,122 11 6
			"	" Amount at credit of Superannuation Fund Account .....	2,985 3 6
					133,758 11 4
		£ 133,758 11 4	"	" Available Cash Balance brought down ....	£ 133,758 11 4

*Bank of New South Wales,  
Sydney, 23rd January, 1866.*

CHAS. M. PALMER,  
(Pro Secretary.)

G. E.

ACTING MANAGER, ORIENTAL BANK CORPORATION, SYDNEY, to UNDER SECRETARY  
FOR FINANCE AND TRADE.

*Oriental Bank Corporation,  
Sydney, 23 January, 1866.*

SIR,

In terms of your letter S 29, of yesterday's date, I beg to hand you herewith a Memo., shewing the state of the Government Account with the Oriental Bank, inclusive of the Credits issued here to date, and Debentures remaining unsold, according to our last advices from London, to 26th November.

I am, &c.,

S. MURRAY,  
Acting Manager.

MEMO. OF GOVERNMENT OF NEW SOUTH WALES ACCOUNT, ACCORDING TO ADVICES FROM LONDON  
OF 27TH NOVEMBER.

		£ s. d.			£ s. d.
Balance of Account .....	Dr.	335,189 1 0	Balance of Account .....	Cr.	.....
Credits outstanding .....		356,832 5 1	Debentures in London and in		
Do. issued this Mail .....		.....	course of transmission ....		1,730,900 0 0
Debentures due 1 Jan. ....		300,000 0 0	Balance .....	Dr.	.....
Balance .....	Cr.	738,878 13 11			£ 1,730,900 0 0
		£ 1,730,900 0 0			

*Oriental Bank Corporation,  
Sydney, 23rd January, 1866.*

S. MURRAY,  
Acting Manager.

E.E.

CHAS. J. HEPBURN,  
Accountant.

1865.

LEGISLATIVE ASSEMBLY.

NEW SOUTH WALES.

TREASURY BALANCES.

(ON 23RD OCTOBER, 1865.)

*Ordered by the Legislative Assembly to be Printed, 7 November, 1865.*

RETURN to an *Order* made by the Honorable the Legislative Assembly of New South Wales, dated 25 October, 1865, That there be laid upon the Table of this House,—

“ A Return, shewing a statement of debtor and creditor Cash Balances in the various Banks in the Colony on the 23rd October, 1865, and in London to date of latest advices, distinguishing in columns,—

- “ (1.) The Consolidated Revenue Account.
- “ (2.) The Loan Fund.
- “ (3.) Scab in Sheep Fund.
- “ (4.) Church and School Fund.
- “ (5.) Lodgments.
- “ (6.) Suspense Fund, &c.”

*(Mr. Piddington.)*

RETURN shewing the Debtor and Creditor Cash Balances in the various Banks in the Colony, on the 23rd October, 1865, and in London to date of latest advices.

BANKS.	DR. OR CR.	CONSOLIDATED REVENUE FUND.	LOANS ACCOUNT.	SCAB IN SHEEP FUND.	CHURCH AND SCHOOL FUND.	LODGMENTS.	REVENUE SUSPENSE ACCOUNT.	CIVIL SERVICE SUPERANNUATION FUND.	TOTAL.
Bank of New South Wales, Sydney .....	Dr. ....	201,695 3 2	.....	.....	.....	.....	.....	.....	201,695 3 2
Do. do. ....	Cr. ....	.....	.....	19,930 14 1	7,808 8 0	83,706 11 0	29,963 19 7	1,798 2 11	143,207 15 7
							Net Dr. Balance .....		58,487 7 7
Bank of New South Wales, London .....	Dr. ....	.....	93,395 2 1	.....	.....	.....	.....	.....	*93,395 2 1
Oriental Bank Corporation, London .....	Dr. ....	14,300 7 5	191,993 12 8	.....	.....	.....	.....	.....	+206,294 0 1

TREASURY BALANCES.

\* On 24th August, 1865—date of last advice.

† On 26th August, 1865—date of last advice.

The Treasury, New South Wales,  
31st October, 1865.

JAMES THOMSON,  
Accountant.

[Price, 3d.]

Sydney: Thomas Richards, Government Printer.—1865.

1865.

LEGISLATIVE ASSEMBLY.

NEW SOUTH WALES.

GOVERNMENT WEEKLY BALANCES IN BANK OF  
NEW SOUTH WALES.

*Ordered by the Legislative Assembly to be Printed, 7 November, 1865.*

RETURN (in part) to an *Order* made by the Honorable the Legislative Assembly of New South Wales, dated 26 October, 1865,—  
That there be laid upon the Table of this House,—

“ A detailed Statement shewing,—

“ (1.) The weekly progressive Balance of the General Account  
“ of the Government in the Bank of New South Wales,  
“ commencing with the Balance on the 2nd day of January  
“ last past, and specifying, in the case of each weekly Balance,  
“ the amount included therein under the heads of ‘ Loans’  
“ Fund,’ ‘ Scab in Sheep Fund,’ ‘ Church and School Fund,’  
“ and ‘ Lodgments.’

“ (2.) The weekly progressive Balance of the Suspense Fund  
“ Account in the Bank of New South Wales.

“ (3.) The weekly progressive Balance of the Superannuation  
“ Fund Account in the Bank of New South Wales.”

*(Mr. Eagar.)*

GOVERNMENT WEEKLY BALANCES IN BANK OF NEW SOUTH WALES.

A RETURN shewing the weekly progressive Balance of the General Account of the Government in the Bank of New South Wales, commencing with the Balance on the 2nd day of January last past, and specifying, in the case of each weekly Balance, the amount included therein under the heads of "Loans' Fund," "Scab in Sheep Fund," "Church and School Fund," and "Lodgments."

Price, 3d.

Sydney: Thomas Richards, Government Printer—1865.

Balance—Week ending	Debtor Balances.			Creditor Balances.							Net Debt or Balance.	
	Consolidated Revenue Fund.	Loans' Account.	Total.	Scab in Sheep Fund.	Church and School Fund.	Lodgments.	Total.					
	£ s. d.		£ s. d.	£ s. d.	£ s. d.	£ s. d.	£ s. d.	£ s. d.	£ s. d.	£ s. d.		
2 January .. .. .	146,422 15 7	.....	146,422 15 7	9,526 10 6	19,872 14 4	68,813 10 9	98,212 15 7	48,210 0 0				
9 " .. .. .	162,343 10 11	.....	162,343 10 11	9,731 5 6	19,889 19 7	79,186 3 0	108,807 8 1	53,536 2 10				
16 " .. .. .	161,489 6 2	.....	161,489 6 2	9,731 5 6	20,104 14 4	77,849 1 1	107,685 0 11	53,804 5 3				
23 " .. .. .	177,628 9 5	.....	177,628 9 5	9,731 5 6	20,206 4 4	77,164 19 8	107,102 9 6	70,525 19 11				
30 " .. .. .	185,324 14 6	.....	185,324 14 6	9,899 10 8	20,280 4 4	77,448 8 7	107,628 3 7	77,696 10 11				
6 February .. .. .	201,813 0 8	.....	201,813 0 8	10,157 5 1	20,295 17 8	62,674 15 11	93,127 18 8	108,685 2 0				
13 " .. .. .	200,531 4 7	.....	200,531 4 7	10,300 1 5	20,355 17 8	62,659 12 7	93,315 11 8	107,215 12 11				
20 " .. .. .	214,508 5 4	.....	214,508 5 4	10,397 19 9	20,478 17 8	60,924 4 2	91,801 1 7	122,702 3 9				
27 " .. .. .	219,284 10 0	.....	219,284 10 0	10,419 12 9	20,598 17 8	60,558 1 0	91,576 11 5	127,707 18 7				
6 March .. .. .	233,886 11 9	.....	233,886 11 9	10,095 19 3	20,583 11 0	60,171 6 2	90,850 16 5	143,035 15 4				
13 " .. .. .	230,670 0 4	.....	230,670 0 4	9,953 18 4	20,745 11 0	57,205 19 9	87,905 9 1	142,764 11 3				
20 " .. .. .	230,377 11 3	.....	230,377 11 3	9,975 10 7	20,843 12 3	53,364 7 1	89,183 9 11	141,194 1 4				
27 " .. .. .	239,750 7 3	.....	239,750 7 3	10,008 14 9	20,862 17 1	57,739 5 2	88,610 17 0	151,139 10 3				
3 April .. .. .	248,165 8 2	.....	248,165 8 2	10,099 16 4	20,958 9 1	55,933 15 0	86,992 0 5	161,173 7 9				
10 " .. .. .	254,478 3 1	.....	254,478 3 1	10,380 10 10	21,141 15 9	72,351 14 4	103,874 0 11	150,604 2 2				
17 " .. .. .	244,253 18 8	.....	244,253 18 8	10,463 2 10	20,368 9 0	69,994 13 5	100,826 5 3	143,427 13 5				
24 " .. .. .	252,399 16 6	.....	252,399 16 6	10,717 13 6	20,412 2 4	71,240 2 3	102,369 18 1	150,029 18 5				
1 May .. .. .	297,711 6 10	.....	297,711 6 10	11,056 17 10	20,643 12 4	69,469 5 9	101,169 15 11	196,541 10 11				
8 " .. .. .	288,746 0 1	.....	288,746 0 1	11,222 14 6	20,760 12 4	63,601 17 1	100,585 3 11	188,160 16 2				
15 " .. .. .	287,032 3 3	.....	287,032 3 3	12,013 13 2	21,182 4 11	66,511 11 8	99,707 9 9	187,324 13 6				
22 " .. .. .	287,681 1 3	.....	287,681 1 3	13,270 1 0	20,882 18 6	67,323 14 8	101,476 14 2	186,204 7 1				
29 " .. .. .	279,379 7 5	.....	279,379 7 5	15,850 16 7	20,879 18 6	64,643 3 3	101,373 18 4	178,005 9 1				
5 June .. .. .	310,742 17 6	.....	310,742 17 6	19,157 13 6	20,958 11 10	65,919 0 4	106,035 5 8	204,707 11 10				
12 " .. .. .	286,488 1 8	.....	286,488 1 8	19,437 2 5	21,116 7 7	65,606 19 0	106,160 9 0	180,327 12 8				
19 " .. .. .	283,563 5 9	.....	283,563 5 9	21,406 6 3	21,630 2 7	65,925 0 0	108,961 8 10	179,601 16 11				
26 " .. .. .	280,409 7 5	.....	280,409 7 5	20,707 18 9	21,957 12 7	64,606 1 7	107,271 12 11	173,137 14 6				
3 July .. .. .	262,694 16 7	.....	262,694 16 7	20,729 18 8	22,083 5 11	62,370 10 9	105,183 15 4	157,511 1 3				
10 " .. .. .	249,522 6 9	.....	249,522 6 9	20,733 12 0	22,011 14 7	80,071 13 3	122,816 19 10	126,705 6 11				
17 " .. .. .	253,540 5 9	.....	253,540 5 9	20,493 13 5	21,088 18 11	63,246 12 8	109,829 5 0	143,711 0 9				
24 " .. .. .	258,947 7 7	.....	258,947 7 7	20,406 9 2	20,969 12 3	67,049 19 11	108,426 1 4	150,521 6 3				
31 " .. .. .	263,162 3 5	.....	263,162 3 5	20,503 0 2	20,755 12 6	71,554 16 5	112,513 8 11	150,348 14 6				
7 August .. .. .	268,203 9 11	.....	268,203 9 11	20,059 9 1	20,532 5 10	70,678 0 11	111,319 15 10	156,883 14 1				
14 " .. .. .	281,154 16 11	.....	281,154 16 11	20,095 16 5	19,795 13 0	70,315 9 1	110,206 18 6	170,947 18 5				
21 " .. .. .	292,863 3 10	.....	292,863 3 10	19,328 12 6	19,851 13 0	69,647 5 7	108,827 11 1	184,085 12 9				
28 " .. .. .	289,137 15 1	.....	289,137 15 1	19,610 10 0	19,987 13 0	69,530 2 6	109,128 5 6	180,009 9 7				
4 September .. .. .	316,296 9 2	.....	316,296 9 2	19,675 4 6	19,990 19 8	67,266 4 10	106,932 9 0	209,364 0 2				
11 " .. .. .	305,864 18 8	2,881 13 6	308,746 12 2	19,696 17 10	20,032 13 0	67,437 10 1	107,167 0 11	201,579 11 3				
18 " .. .. .	292,228 10 8	10,405 4 0	302,633 14 8	19,696 17 10	19,346 9 7	66,940 12 6	105,983 19 11	196,649 14 9				
25 " .. .. .	273,318 15 5	1,718 11 5	275,037 6 10	19,724 3 4	19,601 9 7	66,556 8 6	105,882 1 5	169,155 5 5				
30 " .. .. .	216,565 13 10	.....	216,565 13 10	19,793 13 4	19,658 9 7	65,977 13 1	105,429 16 0	111,135 17 10				
9 October .. .. .	235,094 12 8	.....	235,094 12 8	19,793 14 0	19,739 5 6	85,213 3 2	124,746 2 8	110,348 10 0				
16 " .. .. .	221,341 5 9	.....	221,341 5 9	19,834 14 0	7,685 8 0	85,009 4 1	112,529 6 1	103,811 19 8				
23 " .. .. .	201,695 3 2	.....	201,695 3 2	19,930 14 1	7,808 8 0	83,706 11 0	111,445 13 1	90,249 10 1				

The Treasury, New South Wales,  
3rd November, 1865.

JAMES THOMSON,  
Accountant.

776

777  
1865.

---

LEGISLATIVE ASSEMBLY.

NEW SOUTH WALES.

---

GOVERNMENT WEEKLY BALANCES IN BANK OF  
NEW SOUTH WALES.

---

*Ordered by the Legislative Assembly to be Printed, 8 November, 1865.*

---

FINAL RETURN to an *Order* made by the Honorable the Legislative Assembly of New South Wales, dated 26 October, 1865, That there be laid upon the Table of this House,—

“ A detailed Statement shewing,—

“ (1.) The weekly progressive Balance of the General  
“ Account of the Government in the Bank of New South  
“ Wales, commencing with the Balance on the 2nd day of  
“ January last past, and specifying, in the case of each  
“ weekly Balance, the amount included therein under the  
“ heads of ‘Loans’ Fund,’ ‘Scab in Sheep Fund,’ ‘Church  
“ and School Fund,’ and ‘Lodgments.’

“ (2.) The weekly progressive Balance of the Suspense Fund  
“ Account in the Bank of New South Wales.

“ (3.) The weekly progressive Balance of the Superannuation  
“ Fund Account in the Bank of New South Wales.”

*(Mr. Eagar.)*

---

**GOVERNMENT WEEKLY BALANCES IN BANK OF NEW  
SOUTH WALES.**

A RETURN shewing the weekly progressive Balances on the Revenue, Suspense, and the Civil Service Superannuation Fund Account in the Bank of New South Wales, commencing with the Balance on the 2nd day of January last.

WEEK ENDING	CIVIL SERVICE SUPERANNUATION FUND.		REVENUE SUSPENSE ACCOUNT.
	Creditor Balance.	Debtor Balance.	Creditor Balances.
	£ s. d.	£ s. d.	£ s. d.
2 January	1,776 15 10	.....	19,071 5 9
9 " "	1,676 13 8	.....	18,388 5 11
16 " "	1,676 4 8	.....	17,175 13 11
23 " "	2,489 16 9	.....	16,973 8 5
30 " "	2,292 10 0	.....	16,778 15 11
6 February	1,852 7 10	.....	17,076 15 3
13 " "	1,852 7 10	.....	18,811 9 6
20 " "	2,652 17 7	.....	19,353 1 1
27 " "	2,652 17 7	.....	20,358 6 0
6 March	2,397 19 7	.....	22,329 2 3
13 " "	2,334 8 1	.....	23,244 12 2
20 " "	2,334 8 1	.....	24,647 19 2
27 " "	3,137 14 11	.....	26,176 9 9
3 April	2,923 12 9	.....	26,576 16 8
10 " "	3,267 6 1	.....	27,312 19 2
17 " "	3,107 6 1	.....	27,648 0 2
24 " "	3,907 5 4	.....	27,828 19 8
1 May	2,433 15 2	.....	27,232 0 0
8 " "	.....	365 8 8	27,963 2 9
15 " "	.....	365 8 8	23,545 9 2
22 " "	399 8 5	.....	27,897 11 11
29 " "	372 4 1	.....	27,510 9 10
5 June	143 11 0	.....	26,397 16 7
12 " "	871 18 6	.....	26,145 0 7
19 " "	910 14 2	.....	23,340 19 5
26 " "	910 14 2	.....	24,217 17 11
3 July	806 12 9	.....	25,329 4 4
10 " "	679 19 5	.....	25,054 2 6
17 " "	606 19 5	.....	22,908 15 8
24 " "	1,126 3 7	.....	22,400 19 10
31 " "	1,129 3 7	.....	21,961 17 4
7 August	677 14 0	.....	21,534 4 5
14 " "	677 14 0	.....	21,168 12 6
21 " "	1,180 11 8	.....	20,942 5 10
28 " "	936 9 10	.....	21,102 11 7
4 September	700 0 3	.....	21,467 2 6
11 " "	670 16 11	.....	22,271 12 10
18 " "	1,688 17 10	.....	22,173 12 0
25 " "	1,426 7 10	.....	22,833 13 8
30 " "	1,429 7 10	.....	24,359 19 3
9 October	1,132 1 7	.....	23,990 2 10
16 " "	1,132 1 7	.....	29,763 19 3
23 " "	1,798 2 11	.....	29,963 19 7

*The Treasury, New South Wales,  
8th November, 1865.*

JAMES THOMSON,  
Accountant.



1865.

LEGISLATIVE ASSEMBLY.

NEW SOUTH WALES.

DEBENTURES AND TREASURY BILLS ISSUED.

(RETURN RELATIVE TO.)

Ordered by the Legislative Assembly to be Printed, 17 November, 1865.

RETURN to an Order made by the Honorable the Legislative Assembly of New South Wales, dated 25 October, 1865, That there be laid upon the Table of this House,—

- “ A Return of all Debentures and Treasury Bills issued by
- “ the Government, specifying in columns,—
- “ (1.) The Services and authority.
- “ (2.) The amount authorized to be raised.
- “ (3.) The amount sold, to the date of the latest advices.
- “ (4.) The amount realized.
- “ (5.) The due date of the several Issues.
- “ (6.) The amount outstanding.
- “ (7.) The annual amount of Interest now payable upon
- “ the aggregate amount of Debentures and Treasury Bills
- “ already disposed of.”

(Mr. Piddington.)

# DEBENTURES AND

A RETURN of DEBENTURES and TREASURY BILLS issued by the Government, shewing the services and authority; date of the several Issues; the amount outstanding; and the annual amount now payable

SERVICES.	AUTHORITY.	AMOUNT AUTHORIZED TO BE RAISED.			AMOUNT OF DEBENTURES AND TREASURY BILLS SOLD.			AMOUNT REALIZED.			BALANCE YET TO RAISE.		
		£	s.	d.	£			£	s.	d.	£	s.	d.
<b>DEBENTURES.</b>													
Loan to the Sydney Railway Company..	16 Vict., No. 39 ..	217,500	0	0	217,500			217,500	0	0	.....		
Sydney Sewerage .. .. .	17 Vic., No. 34 ..	200,000	0	0	209,030			200,000	0	0	.....		
Sydney Water Supply .. .. .	17 Vic., No. 35 ..	200,000	0	0	208,400			200,000	0	0	.....		
Public Works .. .. .	18 Vic., No. 35 ..	178,750	0	0	120,400			121,479	0	0	* 57,271	0	0
Railways .. .. .	18 Vic., No. 40. ..	666,800	0	0	666,800			666,800	0	0	.....		
Public Works .. .. .	19 Vic., Nos. 38 & 40	445,323	0	0	410,500			405,248	6	3	† 40,074	13	9
To pay off Land and Immigration De- bentures .. .. .	20 Vic., No. 1 ..	73,776	0	0	73,700			73,700	10	0	75	10	0
Railways .. .. .	20 Vic., No. 1 ..	200,000	0	0	203,000			199,997	10	0	2	10	0
To pay off Land and Immigration De- bentures .. .. .	20 Vic., No. 16 ..	130,400	0	0	132,300			130,311	0	0	89	0	0
Public Works .. .. .	20 Vic., No. 33 ..	107,717	18	11	112,000			107,717	18	11	.....		
Railways .. .. .	20 Vic., No. 34 ..	300,000	0	0	299,000			300,000	0	0	.....		
To pay off Land and Immigration De- bentures .. .. .	22 Vic., Nos. 25 & 26	145,000	0	0	145,700			145,000	0	0	.....		
Railways and Public Works .. .. .	22 Vic., No. 22 ..	758,500	0	0	760,700			757,862	13	7	637	6	5
Public Works .. .. .	22 Vic., No. 26 ..	11,600	0	0	5,000			4,962	10	0	6,637	10	0
To pay off Debentures due in 1860 ..	23 Vic., No. 5 ..	365,600	0	0	365,600			361,550	0	0	4,050	0	0
Public Works and to pay off Debentures	23 Vic., No. 10 ..	348,223	0	0	348,200			341,084	15	0	7,138	5	0
Railways and Public Works .. .. .	24 Vic., No. 24 ..	113,535	0	0	113,900			112,209	11	6	1,325	8	6
Voluntary and Assisted Immigration ..	24 Vic., No. 26 ..	55,000	0	0	55,500			54,945	16	0	54	4	0
Railways and Public Works .. .. .	25 Vic., No. 19 ..	1,782,370	14	6	1,307,600			1,286,760	5	0	495,610	9	6
Railways and Public Works .. .. .	26 Vic., No. 14 ..	161,832	0	0	.....			.....			161,832	0	0
Public Works .. .. .	27 Vic., No. 14 ..	670,025	12	7	.....			.....			670,025	12	7
To cover Deficit of 1864 and previous years	29 Vic., No. 4 ..	550,000	0	0	.....			.....			550,000	0	0
To pay off Debentures .. .. .	29 Vic., No. 5 ..	300,000	0	0	.....			.....			300,000	0	0
Public Works and Immigration .. .. .	29 Vic., No. 9 ..	219,450	0	0	.....			.....			219,450	0	0
<b>TREASURY BILLS.</b>													
To cover the Deficit of 1863 and pre- vious years .. .. .	27 Vic., No. 8 ..	400,000	0	0	† 398,500			398,349	14	5	1,150	5	7
<b>TOTAL .. .. .</b>		<b>8,601,408</b>	<b>6</b>	<b>0</b>	<b>6,153,330</b>			<b>6,085,979</b>	<b>10</b>	<b>8</b>	<b>2,515,423</b>	<b>15</b>	<b>4</b>

\* £24,271 General Post Office.  
30,000 Defences.  
3,000 Colonial Stores.  
£57,271

† £40,000 Affiliated Colleges.

‡ £100,000 of these Treasury Bills have only been advanced upon by the Bank of New South Wales, as they were to be negotiated by that Institution in England. Sales to the extent of £24,000 had, according to the latest advices, been effected.

*The Treasury, New South Wales,  
Sydney, 10th November, 1865.*

**TREASURY BILLS ISSUED.**

the amount authorized to be raised; the amount sold to the date of the latest advices; the amount realized; the due upon the aggregate amount of Debentures and Treasury Bills already disposed of.

PARTICULARS OF THE SEVERAL ISSUES OF DEBENTURES AND TREASURY BILLS.

AMOUNT OF EACH ISSUE.	PAID OFF.	OUTSTANDING.	DUE DATES.	RATE OF INTEREST.	ANNUAL INTEREST ON TOTAL LOAN OUTSTANDING FOR EACH SERVICE.	SYNOPSIS OF DUE DATES OF OUTSTANDING DEBENTURES AND TREASURY BILLS.				
						Authority under which issued.	Year when due.	Amount.	Total.	
£	£	£			£ s. d.			£	£	
17,500	17,500	.....	.....	2 <sup>3</sup> / <sub>4</sub> d. & 3 <sup>1</sup> / <sub>4</sub> d.	9,797 19 4	17 Vic., No. 34	1866	97,500	300,000	
50,000	.....	50,000	Oct., 1873	per diem						17 Vic., No. 35
150,000	.....	150,000	Nov., 1874	per cent.	7,706 10 0	18 Vic., No. 35	1866	12,800	398,500	
25,900	.....	25,900	1 July, 1876	5 per cent.						18 Vic., No. 40
97,500	.....	97,500	1 Jan., 1866	per annum	7,706 10 0	27 Vic., No. 8	1868	.....	398,500	
6,730	.....	6,730	Interminable							1 July, 1888
24,000	.....	24,000	1 July, 1888	.....	8,970 0 0	18 Vic., No. 40	1871	.....	100,000	
54,900	54,900	.....	.....	.....						
29,000	29,000	.....	.....	.....	8,970 0 0	16 Vic., No. 39	1873	50,000	150,000	
50,700	.....	50,700	1 Jan., 1866	.....						20 Vic., No. 33
36,700	.....	36,700	1 July, 1876	.....	4,970 0 0	16 Vic., No. 39	1874	.....	150,000	
31,000	.....	31,000	Interminable	.....						
61,000	.....	61,000	1 July, 1888	.....	18,750 0 0	17 Vic., No. 34	1876	25,900	735,800	
21,000	21,000	.....	.....	.....						17 Vic., No. 35
12,800	.....	12,800	1 Jan., 1866	.....	20,525 0 0	18 Vic., No. 35	1876	70,200	735,800	
70,200	.....	70,200	1 Jan., 1876	.....						19 Vic., Nos. 38 & 40
16,400	.....	16,400	1 July, 1893	.....	3,685 0 0	19 Vic., Nos. 38 & 40	1876	150,000	500,000	
291,800	291,800	.....	.....	.....						20 Vic., No. 1
139,000	.....	139,000	1 Jan., 1866	.....	10,150 0 0	17 Vic., No. 34	1888	24,000	500,000	
100,000	.....	100,000	1 Jan., 1871	.....						17 Vic., No. 35
133,300	.....	133,300	1 Jan., 1876	.....	6,615 0 0	19 Vic., Nos. 38 & 40	1888	136,800	500,000	
2,700	.....	2,700	Permanent	.....						20 Vic., No. 1
46,200	.....	46,200	1876	.....	5,600 0 0	20 Vic., No. 33	1889	2,000	893,000	
150,000	.....	150,000	Jan., 1876	.....						20 Vic., No. 34
70,800	.....	70,800	Interminable	.....	14,950 0 0	22 Vic., Nos. 25 & 26	1889	145,000	893,000	
136,800	.....	136,800	1 July, 1888	.....						22 Vic., No. 22
6,700	.....	6,700	1 July, 1891	.....	7,285 0 0	22 Vic., No. 22	1889	312,000	893,000	
70,500	.....	70,500	1 Jan., 1876	.....						22 Vic., No. 26
3,200	.....	3,200	1 July, 1888	.....	38,085 0 0	23 Vic., No. 5	1890	365,600	718,800	
203,000	.....	203,000	1 July, 1876..	.....						23 Vic., No. 10
132,300	.....	132,300	Interminable	.....	250 0 0	19 Vic., Nos. 38 & 40	1891	6,700	225,500	
100,000	.....	100,000	1 Jan., 1873	.....						22 Vic., Nos. 25 & 26
10,000	.....	10,000	1 July, 1888	.....	18,280 0 0	22 Vic., No. 22	1891	25,000	225,500	
2,000	.....	2,000	1 Jan., 1889	.....						24 Vic., No. 24
175,000	.....	175,000	1 July, 1888	.....	17,410 0 0	24 Vic., No. 26	1891	113,900	1,307,600	
90,000	.....	90,000	1 July, 1888	.....						25 Vic., No. 19
34,000	.....	34,000	1 Jan., 1889	.....	65,330 0 0	18 Vic., No. 35	1893	.....	16,400	
145,000	.....	145,000	1 Jan., 1889	.....						17 Vic., No. 34
700	.....	700	1 July, 1891	.....	23,910 0 0	17 Vic., No. 35	1893	31,000	240,830	
400,000	.....	400,000	1 Jan., 1889	.....						19 Vic., Nos. 38 & 40
312,000	.....	312,000	1 July, 1889	.....	2,775 0 0	20 Vic., No. 16	1893	132,300	240,830	
25,000	.....	25,000	1 Jan., 1891	.....						18 Vic., No. 40
312,000	.....	312,000	1 July, 1889	.....	6 per cent.	per annum	23,910 0 0	.....	398,500	
23,700	.....	23,700	1 July, 1891	.....						
5,000	.....	5,000	1 July, 1890..	.....	23,910 0 0	per annum	23,910 0 0	.....	398,500	
365,600	.....	365,600	1 Jan., 1890..	.....						
348,200	.....	348,200	1 July, 1890..	.....	290,739 9 4	per annum	290,739 9 4	.....	5,739,130	
113,900	.....	113,900	1 July, 1891..	.....						
55,500	.....	55,500	1 July, 1891..	.....						
1,307,600	.....	1,307,600	1 Jan., 1892..	.....						
398,500	.....	398,500	1 Jan., 1868..	6 per cent.						
6,153,330	414,200	5,739,130								5,739,130

MEMORANDUM of Debentures transmitted to London for negotiation, for which no Account Sales have been received at this date:—

In the hands of the Oriental Bank Corporation, London—		
Issued under 25 Vic., No. 19	.....	£ 343,900
" 26 Vic., No. 14	.....	162,000
" 29 Vic., No. 4	.....	400,000
" 29 Vic., No. 5	.....	300,000
		1,205,900
In the hands of the Bank of New South Wales, London—		
Issued under 25 Vic., No. 19	.....	155,800
In all	.....	£ 1,361,700

JAMES THOMSON,  
Accountant.

---

Sydney : Thomas Richards, Government Printer.—1865.

[Price, 3d.]

1865.

---

LEGISLATIVE ASSEMBLY.

NEW SOUTH WALES.

---

## GOVERNMENT DEBENTURES.

(MODE OF DISPOSING OF IN LONDON.)

---

*Ordered by the Legislative Assembly to be Printed, 28 November, 1865.*

---

RETURN to an *Order* made by the Honorable the Legislative Assembly of New South Wales, dated 24 November, 1865, That there be laid upon the Table of this House,—

“Copies of any Correspondence or Documents that embody  
“the particular mode of disposing of Government Debentures in London, alluded to in the 11th section of His  
“Excellency the Governor’s Speech on opening the present  
“Session of Parliament.”

*(Mr. Eagar.)*

---

## GOVERNMENT DEBENTURES.

### No. 1.

ACTING MANAGER, ORIENTAL BANK CORPORATION, SYDNEY, to COLONIAL TREASURER.

*Oriental Bank Corporation,  
Sydney, 26 September, 1865.*

SIR,

\* \* \* \* \*

On receiving your official acceptance of the above terms, it will be necessary for our head office to be furnished with special authority from the Government to submit the loans by tender, that mode being now required by the Regulations of the Stock Exchange, and such authority you will be good enough to provide us with for transmission to London.

\* \* \* \* \*

I am, &c.,

S. MURRAY,  
Acting Manager.

### No. 2.

EXTRACT FROM THE PRINTED LAW OF THE STOCK EXCHANGE.

BUT Bonds, the dividends of which are payable in England, shall not (except under special circumstances), be quoted in the Official List, unless they have been publicly negotiated by tender, contract, or otherwise, and state the amount and conditions of the Loan, the power under which it is made, and the numbers and denominations of the Bonds issued; and also bear the autographic signature of the contractor in the case of a Foreign Loan; or of a contractor or financial agent in that of a Colonial Loan.

*Committee Room,  
Stock Exchange,  
20 February, 1863.*

GEORGE LOVELESS,  
Secretary to the Committee.

MESSRS. STEER, CUERTON, AND LAWFORD to SECRETARY, ORIENTAL BANK CORPORATION, LONDON.

*12, Old Broad-street,  
London, 20 February, 1863.*

DEAR SIR,

In reply to your favour of the 19th instant, respecting the future issue of New South Wales Debentures, we beg to annex a copy of the late Resolution of the Committee of the Stock Exchange. We think that the only course open for the Government is to issue the bonds here by tender; for although the resolution does not restrict the tender to be made in this country, yet such is the intention; and we are quite of opinion that bonds issued in the Colony would not be recognized in this market.

We are, &c.,

STEER, CUERTON, & LAWFORD.

### No. 3.

COLONIAL TREASURER to ACTING MANAGER, ORIENTAL BANK CORPORATION, SYDNEY.

*The Treasury, New South Wales,  
20 October, 1865.*

SIR,

In further attention to your letter of 26th ultimo, having reference to the Financial Agency, and in continuation of my reply thereto of the 16th instant, I have the honor to convey to you the authority of this Government for submitting the debentures, now in the hands of the Oriental Bank Corporation, London, for sale in the English market by tender, as required by the Regulations of the Stock Exchange.

I shall thank you to forward this authority to the Manager of your head office accordingly.

I have, &c.,

T. W. SMART.

1865-6.

---

LEGISLATIVE ASSEMBLY.

NEW SOUTH WALES.

---

## GOVERNMENT DEBENTURES.

(CORRESPONDENCE RELATIVE TO.)

---

*Ordered by the Legislative Assembly to be Printed, 1 March, 1866.*

---

RETURN to an *Order* made by the Honorable the Legislative Assembly of New South Wales, dated 27 February, 1866, That there be laid upon the Table of this House,—

“Copies of all Correspondence between the Government and  
“the Financial Agents of the Colony, relating to the payment  
“of the £300,000 Debentures falling due the 1st of January,  
“1866.”

*(Mr. Samuel.)*

---

## GOVERNMENT DEBENTURES.

TREASURER, NEW SOUTH WALES, to MANAGER, ORIENTAL BANK CORPORATION, LONDON.

The Treasury, New South Wales,  
21 September, 1865.

SIR,

I do myself the honor to inform you that 1,530 Debentures, representing in all, the sum of £300,000, issued under the authority of the Act 29 Vict., No. 5, a copy of which is enclosed herewith, have been transmitted by this month's mail to your address; and I have to request that you will be good enough to take the necessary steps for placing them (at once), upon the most advantageous terms you can obtain, in the English market.

The proceeds of these Debentures are to enable you to meet a like amount coming due, and payable at your office on the 1st January, 1866.

A statement shewing particulars of the Debentures is enclosed, to which is added a copy of the certificate of shipment.

In the sale of these Debentures, as well as of those already in your hands, and in transit by the last mail, I continue to rely with confidence upon the same regard being had to the interests and the honor of the Colony, which has hitherto characterized your management of the Financial Agency.

I have, &c.,  
T. W. SMART.

[Enclosure in foregoing.]

*Memorandum of Government Debentures forwarded by the Mail Steamer "Northam," which leaves Sydney on the 22nd instant, to the Oriental Bank Corporation, London, for sale and returns.*

Issue under 29 Victoria, No. 5.

Series M 2., of £100 each,—		
Nos. 19,432 to 20,631.....	1,200.....	£120,000 0 0
Series N 2., of £500 each,—		
Nos. 6,422 to 6,721.....	300.....	150,000 0 0
Series O 2., of £1,000 each,—		
Nos. 374 to 403 .....	30.....	30,000 0 0
In all .....	1,530.....	£300,000 0 0

We hereby certify that we have this day despatched in a closed box, sealed with the Seals of the Colonial Treasury and the Oriental Bank Corporation, Sydney, the above-mentioned Debentures, amounting in nominal value to £300,000, by the P. and O. Company's steamer "Northam," carrying Her Majesty's Mails, to the address of the Oriental Bank Corporation, London.

GEO. W. VIDAL, *pro* O.B.C.  
GEORGE LAYTON,  
for Col. Treasurer.

Sydney, New South Wales, 21 September, 1865.

MANAGER, ORIENTAL BANK CORPORATION, LONDON, to TREASURER, NEW SOUTH WALES.

Oriental Bank Corporation,  
London, 27 November, 1865.

SIR,

I have the honor to acknowledge your letter S. 207, dated the 21st September last, advising the despatch of 1,530 Debentures, aggregating £300,000, issued under the authority of Act 29 Vic., No. 5, and have to report the safe arrival of the bonds.

Your request that these securities may be disposed of in London, shall have our best attention, so soon as the price of money here will warrant us offering them for sale. In the present state of the market, to offer the bonds would simply be to invite disappointment, and might also affect their value; we therefore propose to defer doing so.

In the mean time, our Directors have authorized the payment of the bonds due on the 1st of January, 1866, and we have accordingly inserted the enclosed advertisement in the papers, after consultation and arrangement with the Bank of New South Wales, with whom the enclosed correspondence has passed, respecting the redemption of the bonds, in the body of which you will observe that Bank's name appears.

We trust your next mail will bring us advice that an arrangement for business has been again completed between the Government and the Corporation.

I have, &c.,  
CHARLES H. STUART,  
Chief Manager.

[Enclosures



GOVERNMENT DEBENTURES.

[Enclosures in foregoing.]

NEW SOUTH WALES GOVERNMENT DEBENTURES.

THE Government of New South Wales hereby give notice, that the following Debentures, aggregating £300,000, will fall due on the 1st January, 1866, and be payable at the Bank of New South Wales, 37, Cannon-street, London, and at the offices of their Financial Agents, the Oriental Bank Corporation, in Threadneedle-street, London. The Government further notify that after the 1st January, 1866, interest will not accrue on the said Debentures, and request that the bonds may be left three clear days for examination before payment—

Railways, 18 Vic., No. 40 .....	2,001 to 3,390—1,390 Bonds—	£139,000
Sewerage, 17 Vic., No. 34 .....	3,391 to 4,365— 975 "	— 97,500
Water Supply, 17 Vic., No. 35 .....	4,366 to 4,872— 507 "	— 50,700
Public Works, 18 Vic., Nos. 38 & 40	4,873 to 5,000— 128 "	— 12,800
	3,000	£300,000

Three thousand Bonds of £100 each.

London, 25 November, 1865.

Bank of New South Wales,  
37, Cannon-street, London,  
24 November, 1865.

Dear Sir,

Referring to our conversation of yesterday, when you informed me that your Bank had received instructions from the Government of New South Wales to pay their Debentures for £300,000, due on the 1st January next, and bearing in mind that, in all our proceedings connected with the Debentures of that Colony, our object should be to protect the credit of that Government, while we are taking care of the interests of our respective Banks,—I now beg to make the following proposal, viz. :—That as the Debentures have been made payable at this Bank, and that as we have an express agreement that they should be paid by us on a commission of one-half per cent., your Bank should pay us the amount of £300,000, on the 31st December next; or if your instructions should preclude you from doing so, then that you will pay over to us the amount of the Debentures, as we may present them to you on and after the 1st January next. If you will agree to either of these proposals, then this Bank will advertise, on the first proximo, that the Debentures will be duly paid on the 1st January next.

As the interest on these very Debentures will be paid by this Bank on the 1st January next, and as holders will naturally present them where they are made payable, I submit that, in every point of view, it is better the payment of principal should be made by us.

I am, &c.,  
D. LARNACH.

P. Campbell, Esq.,  
Assistant Manager,  
Oriental Bank.

24 November, 1865.

Dear Sir,

I am favoured with your letter of this date, on the subject of the New South Wales Debentures falling due on the 1st January, 1866.

We learn from your letter, as you told the writer yesterday, that you have an express agreement as to the payment of these bonds; but we have no advice from the Government on this point, and no instructions to pay you any money for the redemption of the bonds.

In common with yourselves, one great object with us in these transactions is, to protect to the utmost the credit of our constituents; and with this end in view, we would propose to you the issue of an advertisement by the Government, giving notice that the bonds will be paid by you, with the interest, or by us; and if you agree to this arrangement, we will find the money for any of the bonds you may pay. This mode we think would be the best for the Government; but if you object to it, we would then propose that you should advertise the bonds as payable by you, with the interest, on the 1st January; and that we, in terms of our advertisement (which we shall issue at once), pay you, as we shall pay any other holder, for such of the bonds as you may redeem and present to us.

We are quite indifferent which of the above methods be adopted, and shall be glad of your answer, in order that we may advise the Government by Monday's mail.

I remain, &c.,  
P. CAMPBELL,  
Acting Chief Manager.

Donald Larnach, Esq.,  
Managing Director,  
Bank of New South Wales,  
37, Cannon-street, E.C.

Bank of New South Wales,  
37, Cannon-street, E.C.,  
25 November, 1865.

Dear Sir,

I beg to acknowledge the receipt of your letter of yesterday's date.

Without in any way waiving our right to charge the Government of New South Wales our commission on the entire amount of Debentures payable on the 1st January next, I consent to your first proposal, viz., to issue an advertisement by the Government, giving notice that the bonds will be paid by us, or by you, and that, for all such as may be paid by us, you will immediately hand us the money.

The advertisement which you propose, a copy of which you have kindly sent me, is quite satisfactory; but I would suggest that the following words be added, viz. :—"That the said bonds be left three clear days for examination before payment."

I am, &c.,  
D. LARNACH.

P. Campbell, Esq.,  
Assistant Manager,  
Oriental Bank.

## GOVERNMENT DEBENTURES.

25 November, 1865.

Dear Sir,

We have received your letter of to-day, and are glad you agree to our proposal for advertising the New South Wales bonds.

As to your claim for a commission on the payment of these bonds, we are of course not in a position to give any opinion, even were it of value when given.

We will add to the advertisement the request that the bonds may be left for examination, and

Donald Larnach, Esq.,  
Managing Director,  
Bank of New South Wales,  
37, Cannon-street.

I remain, &c.,  
P. CAMPBELL,  
Acting Chief Manager.

## NEW SOUTH WALES GOVERNMENT DEBENTURES.

THE Government of New South Wales hereby give notice that the following Debentures, aggregating £300,000, will fall due on the 1st January, 1866, and be payable at the Bank of New South Wales, 37, Cannon-street, London, and at the offices of their Financial Agents, the Oriental Bank Corporation, in Threadneedle-street, London.

The Government further notify that, after the 1st January, 1866, interest will not accrue on the said Debentures, and request that the bonds may be left three clear days for examination before payment.

Railways, 18 Vic., No. 40 .....	2,001 to 3,390—1,390	Bonds—	£139,000
Sewerage, 17 Vic., No. 34.....	3,391 to 4,365— 975	„	— 97,500
Water Supply, 17 Vic., No. 35 .....	4,366 to 4,872— 507	„	— 50,700
Public Works, 18 Vic., Nos. 38 & 40	4,873 to 5,000— 128	„	— 12,800
	3,000		£300,000

Three thousand Bonds of £100 each.

London, 25 November, 1865.

TREASURER, NEW SOUTH WALES, to MANAGER, ORIENTAL BANK CORPORATION, LONDON.

The Treasury, New South Wales,  
19 February, 1866.

SIR,

I am directed by the Honorable the Treasurer to acknowledge receipt of your letter of the 27th November last, reporting the safe arrival of New South Wales Government Debentures, aggregating £300,000, which had been transmitted to you by Mr. Treasurer Smart, to provide for the payment of a like value of Debentures falling due on the 1st January of the current year.

While the Treasurer notices that the state of the London money market did not, at the time of your writing, permit of your offering these Debentures for sale, he nevertheless anticipates the possibility of an improving value and demand for these securities, when the English capitalists become aware of the large additional taxation with which the Legislature has recently supplemented the ordinary revenue of the Colony, bringing our current income considerably in excess of our current expenditure.

I am further directed to convey to you the thanks of the Government for your promptitude in authorizing the payment of the bonds and interest due the 1st ultimo—your correspondence with the Bank of New South Wales concerning which, has due attention.

I have, &c.,  
JNO. WELLS.

1865.

LEGISLATIVE ASSEMBLY.

NEW SOUTH WALES.

GOVERNMENT BANKING BUSINESS IN LONDON.

(CORRESPONDENCE, &c.)

*Ordered by the Legislative Assembly to be Printed, 23 November, 1865.*

RETURN to an *Order* made by the Honorable the Legislative Assembly of New South Wales, dated 2 November, 1865, That there be laid upon the Table of this House,—

“ Copies of all Correspondence and Documents constituting  
“ the Agreement between the Government and the Oriental  
“ Bank Corporation, for the conduct of the Government  
“ Banking Business in London.”

*(Mr. Eagar.)*

## GOVERNMENT BANKING BUSINESS IN LONDON.

### No. 1.

UNDER SECRETARY FOR FINANCE AND TRADE *to* MANAGER, ORIENTAL BANK CORPORATION.

*The Treasury, New South Wales,  
20 April, 1865.*

SIR,

Referring to my letter of the 21st ultimo, I have now the honor to request that you will be good enough to furnish me with letters of credit on the Oriental Bank Corporation, London, for the undermentioned services and amounts, viz. :—

1.—To pay interest on Debentures due 1st July, 1865 .....	£112,776 19 6
2.—To pay interest on Treasury Bills due 1st July, 1865 .....	2,940 0 0
3.—To pay half-yearly Pensions and Salaries due up to the 30th September next .....	3,171 14 3

in favour of the Manager of the Oriental Bank Corporation, London.

I have, &c.,

HENRY LANE.

### No. 2.

UNDER SECRETARY FOR FINANCE AND TRADE *to* MANAGER, ORIENTAL BANK CORPORATION.

*The Treasury, New South Wales,  
21 April, 1865.*

SIR,

The Honorable the Treasurer having approved of the transmission of a further supply of Government Debentures to the Oriental Bank Corporation, London, for negotiation in England, I do myself the honor to annex a Memorandum shewing the particulars of debentures, to the amount of £162,000, which will be handed to you by one of the clerks of this department, for the purpose of being forwarded by the outgoing mail of this month.

In accordance with the arrangement made with Mr. Murray, the Sub-Manager of the Bank, for transmitting these securities, in a tin-lined case, by the Peninsular and Oriental Company's steam-ship "Bombay," the gentleman who will hand you the debentures has instructions to proceed, after the sealing of the box with the seals of the Treasury and your Bank, in company with one of your clerks, to the office of the Company's Agent, for the purpose of seeing the box safely deposited in the hands of the Agent.

I am also directed to request, that you will have the goodness to effect the necessary insurance on the box containing these debentures, on a nominal value of (say) £100, and that you will transmit to me, at your earliest convenience thereafter, the policy, together with two of the usual bills of lading.

I have, &c.,

HENRY LANE.

MEMORANDUM of Government Debentures issued under Act 26 Vict., No. 14 :—

*Series D 2, of £100 each :—*

Nos. 13,522 to 14,231 ..... 710 ..... £71,000

*Series E 2, of £500 each :—*

Nos. 4,970 to 5,151 ..... 182 ..... 91,000

In all ..... 892 ..... £162,000

### No. 3.

UNDER SECRETARY FOR FINANCE AND TRADE *to* MANAGER, ORIENTAL BANK CORPORATION.

*The Treasury, New South Wales,  
21 April, 1865.*

SIR,

I do myself the honor to forward to you herewith, for your information, the accompanying copy of a letter, with its enclosures, which has this day been addressed, by the Honorable the Treasurer, to the Manager of the Oriental Bank Corporation, London, respecting the debentures transmitted to him by the outgoing mail.

I have, &c.,

HENRY LANE.

[Enclosure

[Enclosure in No. 3.]

The Treasury, New South Wales,  
21 April, 1865.

Sir,

I do myself the honor to inform you that eight hundred and ninety-two debentures, representing, in all, the sum of one hundred and sixty-two thousand pounds (£162,000), issued under the authority of the Act 26 Vict., No. 14, a copy of which is enclosed herewith, have been transmitted by this month's mail to your address; and I have to request that you will be good enough to give the necessary instructions for placing at the disposal of this Government, in terms of the agreement, 90 per cent. on the full amount.

A statement of the debentures is enclosed.

Notwithstanding the stipulation contained in the agreement of 21st April, 1857, as to the limit within which the sale of the debentures shall be confined, and which the Government consider ought not to be reduced below 95, yet, if the position of the London account render it absolutely necessary to realize on the securities, I shall trust to the sound exercise of your discretion in the disposal of them, so as to prevent too great a sacrifice being made, which, I think, will be the case if a lower rate than that already specified has to be submitted to.

At the same time, the Government has no desire to fetter the action of your establishment, if the necessity arises, but will rely on the continuance of that protection which has been hitherto accorded in the management of their account.

I have, &c.,  
T. W. SMART.The Manager,  
Oriental Bank Corporation, London.

[Sub-Enclosure in No. 3.]

MEMORANDUM of Government Debentures forwarded by the Mail Steamer "Bombay," which leaves Sydney on the 22nd instant, to the Oriental Bank Corporation, London, for sale and returns.

Issue under 26 Victoria, No. 14.

		£	s.	d.
Series D 2, of £100 each,—				
Nos. 13,522 to 14,231.....	710	71,000	0	0
Series E 2, of £500 each,—				
Nos. 4,970 to 5,151.....	182	91,000	0	0
In all.....	892	£162,000	0	0

We hereby certify that we have this day despatched, in a closed box, sealed with the seals of the Colonial Treasury, and the Oriental Bank Corporation, Sydney, the above-mentioned debentures, amounting in nominal value to £162,000, by the P. O. Company's steamer "Bombay," carrying Her Majesty's Mails, to the address of the Oriental Bank Corporation, London, for which we have received the usual bills of lading.

THOMAS STREET,  
Clerk to the Oriental Bank Corporation.GEORGE LAYTON,  
(For Colonial Treasurer.)Sydney, New South Wales,  
21st April, 1865.

No. 4.

MANAGER, ORIENTAL BANK CORPORATION, to COLONIAL TREASURER.

Oriental Bank Corporation,  
Sydney, 22 April, 1865.

SIR,

I acknowledge receipt of your letters—  
No. S 88, of 20th instant,  
89, 21st,  
91, 21st.

The first requesting the Bank to furnish the Government with letters of credit for payment in London, on 30th June, of the half-year's interest on Debentures, Treasury Bills, and Pensions.

The second referring to the transmission of Debentures, amounting to £162,000, by this outgoing mail, to the Oriental Bank, London.

And a third, handing copy of a letter addressed to the Bank in London, having reference to the foregoing.

I have already verbally assented to the transmission of these securities, and also of the lists of dividends; but have declined, and do still decline, to issue any letter of credit which would bind the Bank to furnish the Government with further advances against securities.

Not only are the advances in London already in excess of the maximum amount stipulated for in the agreement of 21st April, 1857, but the Government themselves have given us formal notice of the termination of that agreement.

The present position of matters, as regards that notice, and the abortive effort to carry out a new agreement entered into here with the Bank of New South Wales, I need not enter upon, as it has already been fully discussed; and at the request of the present Government, the Oriental Bank in London have been invited to state whether they are content to enter into a new agreement for the conduct of the Financial Agency.

Until their reply is received, I should not feel justified in doing more than receiving those securities and particulars of payments, and transmitting them to the head office, to be there dealt with as the Court of Directors may see fit.

In

In the letter addressed to the Bank in London, you request, "in terms of the agreement, 90 per cent. (advance) on the full amount" of the debentures now transmitted.

I think it would have been as well if the late agreement had not been referred to as still in existence, and the terms contained therein as operative.

If the Bank in London make any advance at all against these securities, it will necessarily be without reference to the terms of that agreement, which, if it were still in operation, would not enable the Government to obtain any further advances in the present position of the account.

I believe the Bank in London are willing to meet the position of the Government in as liberal a manner as they may feel justified in doing; and any stipulations which may appear to fetter their action and invest their proceedings with undue responsibility, will not operate to advance the views of the Government.

In conclusion, I would add that, as far as an opinion can be formed from the past, I do not think the debentures of this Colony will command on the London Stock Exchange, for some little time to come, so high a rate as 95; and that, should the Government determine upon the issue of a loan of £850,000 for the purposes stated in Parliament, the limit will have to be at a considerably lower figure.

I am, &c.,  
G. K. INGELOW,  
Manager.

---

No. 5.

UNDER SECRETARY FOR FINANCE AND TRADE to MANAGER, ORIENTAL BANK CORPORATION.

*The Treasury, New South Wales,  
21 June, 1865.*

SIR,

I am directed, by the Honorable the Treasurer, to request that you will be good enough to inform me whether you are prepared to accept a Treasury cheque on the Oriental Bank Corporation, London, for the sum of £25,000, in exchange for your cheque for a similar amount on the Oriental Bank Corporation, Sydney, as on previous occasions.

I have, &c.,  
JOHN WELLS,  
(For U. S.)

---

No. 6.

MANAGER, ORIENTAL BANK CORPORATION, to COLONIAL TREASURER.

*Oriental Bank Corporation,  
Sydney, 21 June, 1865.*

SIR,

Looking to the unfavourable character of the advices from London by the last mail, and the non-arrival of the steamer with the April advices, we should not feel justified in carrying out the transaction referred to in your letter of this day's date, which would still further increase a burden already far beyond the limits contemplated by the Bank.

I am, &c.,  
G. K. INGELOW,  
Manager.

---

No. 7.

COLONIAL TREASURER to MANAGER, ORIENTAL BANK CORPORATION.

*The Treasury, New South Wales,  
15 August, 1865.*

SIR,

Adverting to my letter of the 25th March last, on the subject of the Financial Agency of this Government in London, and to your reply of 29th of same month, declining to commit the Oriental Bank Corporation to any engagement for resuming the conduct thereof, pending a reference to your head office, I now do myself the honor to request that you will be good enough to inform me if your advices from London by the mail which has just arrived, are such as to enable you to favour me with a decision on the subject of my letter above referred to.

As, however, under any circumstances, it is necessary for the Government to make certain remittances to London by the outgoing mail, I shall be glad to know, at your very earliest convenience, if the Bank in Sydney is prepared to furnish me with such letters of credit as may be required to meet the obligations of the Government on this occasion.

I have, &c.,  
T. W. SMART.

---

No. 8.

No. 8.

ACTING MANAGER, ORIENTAL BANK CORPORATION, to COLONIAL TREASURER.

*Oriental Bank Corporation,  
Sydney, 26 September, 1865.*

SIR,

With reference to your letter, S 167, of 15th August last, to which I was not at that date in a position to give a definite reply,—I beg now to intimate that I am enabled, by the receipt of advices from our head office, to submit the following terms as those on which we are prepared to resume the office of Financial Agents in England for the Government:—

1. All the banking business of the Government of New South Wales in England to be conducted by the Oriental Bank Corporation.
2. Funds to be placed in London, by the Government, in one of the two under-mentioned ways:—
  1. By remitting the bills of the Corporation at the exchange of the day.
  2. By placing in the hands of the Oriental Bank Corporation, Government Debentures for sale, the Bank agreeing to advance in London, as the Government Account may require, to the extent of 90 per cent. of the market value of such debentures.
3. The Corporation not to be required to advance at any one time, on the deposit of debentures, a larger sum than £250,000.
4. That during the subsistence of any cash advance, the Corporation shall be absolutely empowered to sell debentures at the market price of the day, to the extent of the advance.
5. That the interest payable to the Government in respect of any cash balance in our hands, shall be one per cent. below the Bank of England rate for the time being; and the interest payable by the Government for cash advanced by the Corporation shall be one per cent. above the Bank of England rate, and on such advances shall never be less than 5 per cent.
6. That the commission of half per cent. now charged by us (exclusive of brokerage) on the sale of debentures, shall be charged also on the half-yearly payments of interest, and on the repayment of debentures which have expired.
7. The Government to bind themselves to continue the above agreement for five years, and the Bank also, on receiving the confirmation of the Court of Directors, to abide by a like arrangement.

On receiving your official acceptance of the above terms, it will be necessary for our head office to be furnished with special authority from the Government to submit the loans by tender, that mode being now required by the regulations of the Stock Exchange, and such authority you will be good enough to provide us with for transmission to London.

I have further to advise, that in order to keep out other sellers from the market, and by so doing prevent the depreciation of the bonds in the London market, our head office has consented to pay the Bank of New South Wales, in liquidation of their advance to the Government, half of the proceeds of such sales of debentures as may be effected; an arrangement that cannot fail to be agreeable to the Government, and exhibits a desire on the part of our Directors to protect the interests of the Colony to the utmost of their ability.

I am, &c.,  
S. MURRAY,  
Acting Manager.

[Enclosure in No. 8.]

*EXTRACT from the printed Law of the Stock Exchange.*

BUT bonds, the dividends of which are payable in England, shall not (except under special circumstances) be quoted in the official list, unless they have been publicly negotiated by tender, contract, or otherwise, and state the amount and conditions of the loan, the power under which it is made, and the numbers and denominations of the bonds issued; and also bear the autographic signature of the contractor in the case of a foreign loan, or of a contractor or financial agent in that of a colonial loan.

*Committee Room, Stock Exchange,  
February 20th, 1863.*

GEORGE LOVELESS,  
Secretary to the Committee.

*12, Old Broad-street, London,  
20 February, 1863.*

Dear Sir,

In reply to your favour, of the 19th instant, respecting the future issue of New South Wales Debentures, we beg to annex a copy of the late resolution of the Committee of the Stock Exchange. We think that the only course open for the Government is to issue the bonds here by tender; for although the resolution does not restrict the tender to be made in this country, yet such is the intention; and we are quite of opinion that bonds issued in the Colony would not be recognized in this market.

The Secretary of the  
Oriental Banking Company.

We are, &c.,  
STEER, CUERTON, & LAWFORD.

## No. 9.

## MINUTE PAPER FOR THE EXECUTIVE COUNCIL.

(Financial Agency in England.)

*The Treasury, New South Wales,  
2 October, 1865.*

The Treasurer recommends that the authority of His Excellency the Governor and the Executive Council may be granted for concluding an agreement with the Oriental Bank Corporation, for the conduct of the Financial Agency of this Government in London, on the terms set forth in the accompanying Précis.

T. W. SMART.

PRÉCIS of terms upon which it is proposed to enter into an agreement with the Oriental Bank Corporation, for the conduct of the Financial Agency of this Government in London.

1. All the banking business of the Government of New South Wales in England, to be conducted by the Oriental Bank Corporation.
2. Funds to be placed in London, by the Government, in one of the two under-mentioned ways :—
  1. By remitting the bills of the Corporation, at the exchange of the day.
  2. By placing in the hands of the Oriental Bank Corporation, Government Debentures for sale, the Bank agreeing to advance in London, as the Government Account may require, to the extent of 90 per cent. of the market value of such debentures.
3. The Corporation not to be required to advance at any one time, on the deposit of debentures, a larger sum than £250,000.
4. That during the subsistence of any cash advance, the Corporation shall be absolutely empowered to sell debentures at the market price of the day, to the extent of the advance.
5. That the interest payable to the Government, in respect of any cash balance in the hands of the Corporation, shall be 1 per cent. below the Bank of England rate for the time being; and the interest payable by the Government for cash advanced by the Corporation shall be 1 per cent. above the Bank of England rate, and on such advances shall never be less than 5 per cent.
6. That the commission of  $\frac{1}{2}$  per cent. now charged by the Corporation (exclusive of brokerage) on the sale of debentures, shall be charged also on the half-yearly payments of interest, and on the repayment of debentures which have expired.
7. That the above agreement shall commence and take effect from the 1st July last, and continue in operation for three or five years, to be determined by either party giving to the other six months' notice in writing.—  
T. W. S.—2/10/65.

Minute 65/39, 6 October, 1865.—Confirmed, 13 October, 1865.

THE Executive Council having carefully considered the terms of the agreement proposed to be entered into with the Oriental Bank Corporation, for conducting the Financial Agency of this Government in London, approve of the same as herein set forth, and advise that the necessary steps be taken to carry the said agreement into effect.

Approved—J. Y.  
16 Oct., /65.

ALEX. C. BUDGE,  
Clerk of the Council.

## No. 10.

COLONIAL TREASURER to ACTING MANAGER, ORIENTAL BANK CORPORATION.

*The Treasury, New South Wales,  
16 October, 1865.*

SIR,

I have the honor to acknowledge receipt of your letter of the 26th ultimo, submitting a proposal from the Oriental Bank Corporation for resuming the office of Financial Agents in England, for the Government of New South Wales, and to inform you that the Government is willing to accede to your proposal, with the following modification, viz. :—

- 7.—That the above agreement shall commence and take effect from the 1st July last, and continue in operation for three or five years, to be determined by either party giving to the other six months' notice in writing.

I



I have, at the same time, to convey to you the approval of the Government in respect of the arrangement entered into with the Bank of New South Wales, for the liquidation of their advance to the Government, by paying to that institution half the proceeds of such sales of debentures as may be effected, until that liquidation is completed.

I have, &c.,  
T. W. SMART.

No. 11.

ACTING MANAGER, ORIENTAL BANK CORPORATION, to COLONIAL TREASURER.

*Oriental Bank Corporation,  
Sydney, 16 October, 1865.*

SIR,

Referring to my letter of 26th ultimo, I have now to request, in consequence of advices since received from London, that you will communicate to me, before the departure of next mail, whether the Government, in the ensuing Session, propose to bring forward such measures as will meet the expenditure and provide for the Deficiency Loan, together with such other particulars connected with the financial position of the Colony, as may give our Head Office confidence, and lead them to ratify the terms submitted in the letter above referred to.

It may, perhaps, appear to you that the Bank are moving somewhat out of their position in asking for this information; but when it is borne in mind that a large amount of debentures must be disposed of within a limited period to meet your requirements, and the absence of all confidence in the financial position of the Colony, existing on the Stock Exchange in London, as evinced by last advices, I trust it will be seen that it becomes almost imperative we should be supplied with information in connection with the foregoing.

I am, &c.,  
S. MURRAY,  
Acting Manager.



1865.

LEGISLATIVE ASSEMBLY.

NEW SOUTH WALES.

FINANCE.

(PAPERS SHEWING THE FINANCIAL POSITION OF THE COLONY DURING THE YEAR 1865.)

Ordered by the Legislative Assembly to be Printed, 28 November, 1865.

RETURN to an Order made by the Honorable the Legislative Assembly of New South Wales, dated 26 October, 1865; That there be laid upon the Table of this House,—

“ A Copy of the Treasury Minute dated 2nd February last, and of the several documents mentioned therein, setting forth a general view of the Financial Position and Engagements of the Colony during the year 1865.”

(Mr. Eagar.)

TREASURY MINUTE.

BEFORE leaving office, I desire to place on record accurate information as to the Financial Position and Engagements of the Colony, as at the first day of January of the current year; and I do so by means of the following annexed documents, viz. :—

- No. 1.—Account of the Issue of Treasury Bills, in payment of authorized Services for 1863 and Previous Years (under authority of 27 Vic., No. 8.)
  - A.—Statement of Balances at the Credit of the Honorable the Treasurer, on the 31st of December, 1864.
- No. 2.—Account of the Consolidated Revenue Fund of New South Wales for 1864, shewing the Deficit thereon at 31st December, 1864.
  - B.—General view of the Financial Position and Engagements of the Colony during the year 1865.

G. EAGAR.

Treasury, 2nd February, 1865.

# FINANCE.

## No. 1.

STATEMENT shewing the result of Sales of Treasury Bills, issued under authority of  
27 Vict., No. 8, from 1st April to 31st December, 1864.

Amount of Principal.	Date from which Interest is payable.	When Bills fall due.	Rate per cent. at which sold.	Proceeds.	Amount payable in the Colony.	Amount payable in London.	
£    s.    d.			£    s.    d.	£    s.    d.	£    s.    d.	£    s.    d.	
5,800 0 0	1 April, 1864.	1 January, 1868.	100 0 0	5,800 0 0	5,800 0 0		
100 0 0			100 2 0	100 2 0	100 0 0		
70,600 0 0			100 2 6	70,638 5 0	15,500 0 0	55,100 0 0	
500 0 0			100 3 0	500 15 0	500 0 0		
12,500 0 0			100 3 7	12,522 7 11	.....	12,500 0 0	
1,000 0 0			100 3 9	1,001 17 6	1,000 0 0		
800 0 0			100 4 0	801 12 0	800 0 0		
64,100 0 0			100 5 0	64,260 5 0	44,800 0 0	19,300 0 0	
4,000 0 0			100 7 6	4,015 0 0	.....	4,000 0 0	
1,000 0 0			100 8 0	1,004 0 0	.....	1,000 0 0	
9,800 0 0			100 10 0	9,849 0 0	4,400 0 0	5,400 0 0	
*100,000 0 0			100 0 0	*100,000 0 0	.....	100,000 0 0	
270,200 0 0				.....	270,543 4 5	72,900 0 0	197,300 0 0

\* These Bills have only been advanced upon by the Bank of New South Wales, as they are to be negotiated by that institution in England.

JAMES THOMSON,  
Accountant.

*Treasury, New South Wales,  
Sydney, 16th January, 1865.*

FINANCE.

(A.)

STATEMENT OF BALANCES AT THE CREDIT OF THE HONORABLE THE TREASURER, ON THE 31ST DECEMBER, 1864.

BANKS AND ACCOUNTS.	GROSS BALANCES ON 31ST DECEMBER, 1864, IN TREASURY BOOKS.	LESS DRAFTS BY PUBLIC OFFICERS TO 31ST DECEMBER, 1864, PAID BY BANK.	NET BALANCES IN BANKS ON 31ST DECEMBER, 1864.	
	£ s. d.	£ s. d.	£ s. d.	
BANK OF NEW SOUTH WALES— GENERAL ACCOUNT— Consolidated Revenue Fund— <i>Overdraft</i> ...	528,805 3 2	.....	528,805 3 2	
<i>Less</i> — Proceeds of Treasury Bills:— Sold ... .. 170,543 4 5 Advanced upon ... .. 100,000 0 0	270,543 4 5	.....	270,543 4 5	
	258,261 18 9	.....	258,261 18 9	Dr.
Loans Fund ... ..	111,839 3 2	.....	111,839 3 2	
Scab in Sheep Fund ... ..	9,526 10 6	.....	9,526 10 6	
Church and School Fund ... ..	19,872 14 4	.....	19,872 14 4	
Lodgments ... ..	68,813 10 9	.....	68,813 10 9	
	210,051 18 9	.....	210,051 18 9	Cr.
Overdraft on Consolidated Revenue... ( <i>brought down</i> )	258,261 18 9	.....	258,261 18 9	Dr.
Overdraft on "General Account"	48,210 0 0	.....	48,210 0 0	Dr.
SUSPENSE FUND ACCOUNT ... ..	19,071 5 9	.....		
SUPERANNUATION FUND ACCOUNT ... ..	1,776 15 10	.....		
	20,848 1 7	.....	20,848 1 7	Cr.
Overdraft in Bank of New South Wales, on 31 December, 1864 ... ..		.....	*27,361 18 5	Dr.
ORIENTAL BANK, LONDON— Loans Fund — <i>Overdraft</i> , 26 October, 1864 ... } 198,802 19 6		.....	198,802 19 6	Dr.
BANK OF NEW SOUTH WALES— General Account— <i>Overdraft</i> } as above ... .. } 48,210 0 0		.....		
	247,012 19 6	.....		
ORIENTAL BANK, SYDNEY— Loans Fund ... ..	226,164 17 11	.....	226,164 17 11	Dr.
AUSTRALIAN JOINT STOCK BANK— Loans Fund ... ..	.....	.....		
CASH IN TREASURY— Loans Fund ... ..	569 14 5	.....	569 14 5	Cr.
TOTALS ... ..	£ 225,595 3 6	.....	225,595 3 6	Dr.

Note—This column not now used, in consequence of the abolition of the Bank Credit System on 1st July, 1864.

\* Overdraft, as above, on 31st December, 1864 ... .. £27,361 18 5  
Deduct, unrepresented cheques at like date ... .. 3,861 18 2  
As per Bank Certificate of 3rd January, 1865 ... .. £23,500 0 3

The Treasury, New South Wales,  
10th January, 1865.

JAMES THOMSON,  
Accountant.

Bank of New South Wales,  
Sydney, 3rd January, 1865.

I hereby certify that the Cash Balance due to this Bank, by the New South Wales Government, on the 31st day of December last past, was £23,500 Os. 3d. sterling—say twenty-three thousand five hundred pounds and threepence sterling.

J. OSWALD GILCHRIST,  
Secretary.

(a 2.)

PARTICULARS OF "LODGMENTS" IN THE BANK OF NEW SOUTH WALES,  
ON THE 31ST DECEMBER, 1864.

	£	s.	d.
Police Reward Fund ... ..	7,984	8	0
Police Superannuation Fund ... ..	19,552	8	0
Poundage ... ..	9,827	17	10
Imperial Postage ... ..	3,180	19	1
Seamen's Wages... ..	748	14	9
Trust Moneys, 20 Vict., No. 11 ... ..	34,650	1	11
Immigration Remittances ... ..	2,279	11	4
Commissioners' Fund, Real Property Act ... ..	108	0	0
Assurance Fund do. ... ..	1,671	6	8
Money Orders ... ..	15,414	9	0
Sundry Deposits... ..	195	14	2
	<hr/>		
	£95,563	10	9
<i>Deduct—</i>			
Securities in the Treasury Chest on account of			
Lodgments ... ..	26,750	0	0
	<hr/>		
	£68,813	10	9
	<hr/> <hr/>		

JAMES THOMSON,  
Accountant.

NOTE.—"Mint Bullion Account" is now removed from "Lodgments," and is dealt with by the Deputy Master of the Mint.

No. 2.

---

ACCOUNT

OF THE

CONSOLIDATED REVENUE FUND OF NEW SOUTH WALES,

FOR

1864,

SHEWING THE DEFICIT THEREON AT 31 DECEMBER, 1864.

---

THE CONSOLIDATED REVENUE FUND of NEW SOUTH WALES of 1864,

Dr. ....

NO.			£	s.	d.	£	s.	d.
	1864.							
1	Dec. 31	To AMOUNT overdrawn, on CONSOLIDATED REVENUE FUND ACCOUNT, at the Bank of New South Wales, on the 31st December, 1864, as per certified Statement marked ..... A				258,261	18	9
2	"	AMOUNT of OUTSTANDING LIABILITIES at 31st December, 1864, for SERVICES of 1864, as per Statement marked ..... B				306,305	16	0
3	"	AMOUNT of SUPPLEMENTARY ESTIMATES for the remainder of the year 1864, as per Statement marked ..... C	118,401	0	2			
		Less, paid on account to 31st December, 1864 .....	81,547	7	11			
						36,853	12	3
			£			601,421	7	0

The Treasury, New South Wales,  
Sydney, 16th January, 1865.

JAMES THOMSON,  
Accountant.



FINANCE.

2.

shewing the DEFICIT thereon at 31st DECEMBER, 1864.

		<i>Contra</i>		<i>Cr.</i>	
NO.		£	s. d.	£	s. d.
	1864.				
1	Dec. 31 ...				
	By AMOUNT recoverable from TREASURY BILLS yet to be sold, say— In repayment of advances from CONSOLIDATED REVENUE for the service of 1863 and previous years, as per Account Current, No. 1 .....			63,395	17 10
2	" ... "				
	AMOUNTS APPROPRIATED for the service of 1864, estimated not to be required, say,— Panama Steam Postal Service .....	50,000	0 0		
	Other Services as far as can be ascertained at this date .....	75,000	0 0		
				125,000	0 0
3	" ... "				
	BALANCE, being Estimated DEFICIENCY of 1864 .....			413,025	9 2
		£		601,421	7 0

G. EAGAR,  
Treasurer.



FINANCE.

A.

STATEMENT OF BALANCES AT THE CREDIT OF THE HONORABLE THE TREASURER, ON THE 31ST DECEMBER, 1864.

BANKS AND ACCOUNTS.	GROSS BALANCES ON 31ST DECEMBER, 1864, IN TREASURY BOOKS.	LESS DRAFTS BY PUBLIC OFFICERS TO 31ST DECEMBER, 1864, PAID BY BANK.	NET BALANCES IN BANKS ON 31ST DECEMBER, 1864.	
	£ s. d.	£ s. d.	£ s. d.	
BANK OF NEW SOUTH WALES— Consolidated Revenue Fund— <i>Overdraft</i> ... ..	528,805 3 2	.....	528,805 3 2	
<i>Less,</i> Proceeds of Treasury Bills:— Sold ... .. 170,543 4 5 Advanced upon ... .. 100,000 0 0	270,543 4 5	.....	270,543 4 5	
	258,261 18 9	.....	258,261 18 9	Dr.
Loans Fund ... ..	111,839 3 2	.....	111,839 3 2	
Scab in Sheep Fund ... ..	9,526 10 6	.....	9,526 10 6	
Church and School Fund ... ..	19,872 14 4	.....	19,872 14 4	
Lodgments ... ..	68,813 10 9	.....	68,813 10 9	
Overdraft on Consolidated Revenue ( <i>brought down</i> )	210,051 18 9	.....	210,051 18 9	Cr.
Overdraft on "General Account" ... ..	258,261 18 9	.....	258,261 18 9	Dr.
48,210 0 0	.....	48,210 0 0	.....	
Suspense Fund Account ... ..	19,071 5 9	.....	.....	
Superannuation Fund Account ... ..	1,776 15 10	.....	.....	
	20,848 1 7	.....	20,848 1 7	Cr.
Overdraft in Bank of New South Wales, on 31 December, 1864 ... ..	.....	.....	*27,361 18 5	Dr.
ORIENTAL BANK, LONDON— Loans Fund — <i>Overdraft</i> , 26 October, 1864 ... ..	198,802 19 6	.....	198,802 19 6	"
BANK OF NEW SOUTH WALES— General Account— <i>Overdraft</i> as above ... ..	48,210 0 0	247,012 19 6	.....	
	226,164 17 11	.....	226,164 17 11	"
ORIENTAL BANK, SYDNEY— Loans Fund ... ..	.....	.....	.....	
AUSTRALIAN JOINT STOCK BANK— Loans Fund ... ..	.....	.....	.....	
CASH IN TREASURY— Loans Fund ... ..	569 14 5	.....	569 14 5	Cr.
TOTALS ... ..	£ 225,595 3 6	.....	225,595 3 6	Dr.

*Note.*—This column not now used, in consequence of the abolition of the Bank Credit System on 1st July, 1864.

\* Overdraft, as above, on 31st December, 1864 .. .. £27,361 18 5  
Deduct, unrepresented cheques at like date .. .. 3,861 18 2  
As per Bank Certificate of 3rd January, 1865 .. .. £23,500 0 3

JAMES THOMSON,  
Accountant.

The Treasury, New South Wales,  
10th January, 1865.

Bank of New South Wales,  
Sydney, 3rd January, 1865.

I hereby certify that the Cash Balance due to this Bank, by the New South Wales Government, on the 31st day of December last past, was £23,500 Os. 3d. sterling—say twenty-three thousand five hundred pounds and threepence sterling.

J. OSWALD GILCHRIST,  
Secretary.

(a 2.)

PARTICULARS OF "LODGMENTS" IN THE BANK OF NEW SOUTH WALES,  
ON THE 31ST DECEMBER, 1864.

	£	s.	d.
Police Reward Fund ... ..	7,934	8	0
Police Superannuation Fund ... ..	19,552	8	0
Poundage ... ..	9,827	17	10
Imperial Postage ... ..	3,180	19	1
Seamen's Wages ... ..	748	14	9
Trust Moneys, 20 Vict., No. 11 ... ..	34,650	1	11
Immigration Remittances ... ..	2,279	11	4
Commissioners' Fund, Real Property Act ... ..	108	0	0
Assurance Fund do. ... ..	1,671	6	8
Money Orders ... ..	15,414	9	0
Sundry Deposits ... ..	195	14	2
	<u>£95,563</u>	<u>10</u>	<u>9</u>

*Deduct—*

Securities in the Treasury Chest on account of Lodgments... ..	26,750	0	0
	<u>£68,813</u>	<u>10</u>	<u>9</u>

JAMES THOMSON,  
Accountant.

NOTE.—"Mint Bullion Account" is now removed from "Lodgments," and is dealt with by the Deputy Master of the Mint.

## B.

STATEMENT of OUTSTANDING LIABILITIES in the Books of the Treasury on the 31st December, 1864, for Services of the Year 1864.

Appropriation Ledger Folio.	PARTICULARS.	AMOUNT.	TOTAL.
	<b>1864—SERVICES.</b>	£ s. d.	£ s. d.
	No. I.—SCHEDULES.		
3	Schedule A ... ..	1,919 13 4	
6	Schedule A—Supplement ... ..	133 6 8	
	Schedule B:—		
7	Pensions to Judges ... ..	2,975 0 0	
12	Political Officers ... ..	1,458 6 8	
18	Superannuation ... ..	794 11 2	
29	Schedule B—Supplement ... ..	709 11 4	
	Schedule C—Church of England—		
37	Diocese of Sydney ... ..	1,120 17 9	
36	Diocese of Newcastle ... ..	373 7 5	
39	Presbyterian Church ... ..	238 9 3	
41	Wesleyan Methodist Church ... ..	393 2 9	
43	Roman Catholic Church ... ..	1,614 14 10	
			11,731 1 2
	No. II.—EXECUTIVE AND LEGISLATIVE.		
	His Excellency the Governor—		
49	Salaries ... ..	8 16 5	
50	Contingencies ... ..	268 10 8	
	Executive Council—		
55	Salaries ... ..	2 1 8	
58	Contingencies ... ..	3 11 2	
	Legislative Council—		
61	Salaries ... ..	56 17 1	
62	Contingencies ... ..	183 19 0	
	Legislative Assembly—		
71	Salaries ... ..	250 5 7	
72	Contingencies ... ..	1,084 11 9	
	Legislative Council and Assembly—		
78	Contingencies ... ..	248 3 8	
	Parliamentary Library—		
85	Salaries ... ..	3 0 0	
86	Contingencies ... ..	205 16 6	
90	Books and Periodicals ... ..	489 19 6	
			2,805 13 0
	No. III.—CHIEF SECRETARY.		
	Chief Secretary—		
91	Salaries ... ..	14 16 9	
92	Contingencies ... ..	69 18 2	
	Military Allowance—		
99	Infantry ... ..	1,851 1 2	
102	Artillery ... ..	1,175 14 5	
104	Volunteers ... ..	174 9 2	
107	Naval Brigade ... ..	1,072 14 8	
	Police—		
111	Inspector General—Salaries ... ..	4 3 4	
116	Constabulary—Salaries ... ..	5,641 5 4	
121	Detectives—Salaries ... ..	251 13 3	
126	Police Magistrates ... ..	495 10 5	
123	Police Clerks and Clerks of Petty Sessions—Salaries ... ..	708 19 8	
137	General—Contingencies ... ..	13,946 18 10	
	Carried forward... ..	£ 25,407 5 2	14,536 14 2

STATEMENT—*continued.*

Appropriation Ledger Folio.	PARTICULARS.	AMOUNT.	TOTAL.
	<b>1864—SERVICES—<i>continued.</i></b>	£ s. d.	£ s. d.
	Brought forward ... ..		14,536 14 2
	<b>No. III.—CHIEF SECRETARY—<i>continued.</i></b>		
	Brought forward... ..	25,407 5 2	
157	Gaol, Sydney— Salaries ... ..	145 11 8	
167	Gaol, Bathurst— Salaries ... ..	268 14 7	
170	Contingencies ... ..	170 18 0	
173	Gaol, Maitland— Salaries ... ..	130 0 9	
176	Contingencies ... ..	58 0 0	
179	Gaol, Goulburn— Salaries ... ..	158 12 3	
182	Contingencies ... ..	168 8 10	
187	Gaol, Berrima— Salaries ... ..	333 3 11	
188	Contingencies ... ..	153 13 0	
191	Gaol, Albury— Salaries ... ..	52 3 4	
192	Contingencies ... ..	207 3 11	
197	Gaol, Braidwood— Salaries ... ..	124 0 4	
209	Gaol, Grafton— Salaries ... ..	35 5 0	
210	Contingencies ... ..	75 10 3	
221	Gaol, Armidale— Salaries ... ..	31 18 4	
222	Contingencies ... ..	104 14 5	
227	Gaol, Wagga Wagga—Salaries ... ..	41 1 4	
233	Gaol, Eden— Salaries ... ..	31 18 4	
234	Contingencies ... ..	44 7 4	
239	Gaol, Yass— Salaries ... ..	155 14 0	
240	Contingencies ... ..	10 9 7	
275	Gaol, Windsor— Salaries ... ..	77 14 2	
278	Contingencies ... ..	275 10 9	
263	Gaol, Deniliquin— Salaries ... ..	378 0 0	
266	Contingencies ... ..	76 10 2	
245	Gaol, Gundagai—Salaries ... ..	20 16 0	
251	Gaol, Tamworth—Salaries ... ..	11 2 0	
257	Gaol, Orange—Salaries ... ..	11 2 0	
269	Gaol, Tenterfield—Salaries... ..	61 19 10	
281	Gaol, Wellington—Salaries ... ..	15 4 6	
289	Gaols, Country Districts— Salaries ... ..	218 15 0	
295	Contingencies ... ..	29 18 3	
299	Gaols, Clothing for Warders Penal Establishment, Cockatoo Island—	700 0 0	
307	Salaries ... ..	368 13 9	
308	Contingencies ... ..	332 15 0	
311	Visiting Justice at Sydney Gaol, and Penal Establish- ment, Cockatoo Island ... ..	0 13 4	
	Carried forward... .. £	30,487 9 1	14,536 14 2

## STATEMENT—continued.

Appropriation Ledger Folio.	PARTICULARS.	AMOUNT.	TOTAL.
<b>1864—SERVICES—continued.</b>		£ s. d.	£ s. d.
	Brought forward ... ..		14,536 14 2
<b>No. III.—CHIEF SECRETARY—continued.</b>			
	Brought forward... ..	30,487 9 1	
316	Allowance to Medical Board, Lunatic Asylums ... ..	35 0 0	
	Lunatic Asylum, Tarban—		
319	Salaries ... ..	560 5 10	
322	Contingencies ... ..	1,625 5 0	
	Lunatic Asylum, Parramatta—		
327	Salaries ... ..	269 12 11	
328	Contingencies ... ..	288 0 3	
335	Medical Board—Salary of Clerk ... ..	44 0 0	
	Vaccine Institution—		
341	Salaries ... ..	1,552 19 8	
338	Contingencies ... ..	15 9 0	
	Auditor General—		
347	Salaries ... ..	784 2 3	
346	Contingencies ... ..	192 0 0	
	Registrar General—		
351	Salaries ... ..	903 12 6	
413	Contingencies ... ..	1,448 9 6	
	Observatory—		
353	Salaries ... ..	8 12 11	
354	Incidental ... ..	0 0 2	
356	Books ... ..	0 0 5	
358	Magnetic Survey ... ..	10 15 3	
359	Museum—Salary of Curator ... ..	450 0 0	
	Colonial Agent—		
361	Salaries ... ..	250 0 0	
362	Contingencies ... ..	75 0 0	
365	Denominational Schools ... ..	2,916 13 4	
	Protestant Orphan School—		
367	Salaries ... ..	15 11 0	
368	Contingencies ... ..	383 1 3	
	Roman Catholic Orphan School—		
373	Salaries ... ..	89 8 10	
380	Asylums for the Infirm and Destitute ... ..	475 1 8	
383	In aid of the School of Arts, St. Leonard's ... ..	99 18 0	
385	In aid of the Literary Institute, Braidwood ... ..	100 0 0	
387	In aid of the erection of the Paterson School of Arts ... ..	300 0 0	
391	In aid of the Yass Mechanics' Institute ... ..	200 0 0	
397	In aid of the Bathurst School of Arts ... ..	38 15 0	
399	In aid of the Albury School of Arts ... ..	53 13 6	
401	In aid of the Waverley School of Arts ... ..	100 0 0	
403	In aid of the Armidale School of Arts ... ..	38 12 0	
405	In aid of the Stroud School of Arts ... ..	2 5 0	
407	In aid of the Acclimatization Society of New South Wales ... ..	500 0 0	
417	For the support of Women and Children in the Benevolent Asylum, Sydney ... ..	1,008 0 0	
419	For the support of Paupers in the Colonial Hospitals ... ..	1,313 8 6	
423	In support of the Benevolent Society, Sydney ... ..	250 0 0	
425	For the support of Infants removed from the Benevolent Asylum, Sydney, to the Asylum for Destitute Children, Randwick ... ..	194 9 0	
428	In aid of the Asylum for Destitute Children at Randwick ... ..	433 15 0	
429	For the erection of an additional Wing and Quarters for Officers and Servants, Sydney Infirmery... ..	4,084 0 0	
	In aid of Hospitals—		
430	Windsor ... ..	50 0 0	
431	Newcastle ... ..	200 0 0	
	Carried forward... ..	£ 51,847 6 10	14,536 14 2

## STATEMENT—continued.

Appropriation Ledger Folio.	PARTICULARS.	AMOUNT.	TOTAL.
		£ s. d.	£ s. d.
	<b>1864—SERVICES—continued.</b>		
	Brought forward ... ..		14,536 14 2
	<b>No. III.—CHIEF SECRETARY—continued.</b>		
	Brought forward... ..	51,847 6 10	
	<b>In aid of Hospitals—continued.</b>		
432	Wagga Wagga ... ..	200 0 0	
433	Port Macquarie ... ..	142 4 9	
434	Yass ... ..	200 0 0	
435	Armidale and New England ... ..	97 4 6	
436	Sofala ... ..	200 0 0	
437	Braidwood ... ..	77 10 0	
438	Port Stephens ... ..	200 0 0	
439	Kiandra ... ..	200 0 0	
441	Forbes ... ..	200 0 0	
442	Muswellbrook ... ..	61 8 8	
443	Carcoar ... ..	200 0 0	
444	Maitland ... ..	411 4 9	
445	Parramatta ... ..	201 10 6	
446	Bathurst ... ..	77 1 5	
447	Goulburn ... ..	75 18 0	
451	In aid of the Benevolent Society, Parramatta ... ..	350 0 0	
452	In aid of the Benevolent Society, Singleton and Patrick's Plains ... ..	200 0 0	
453	In aid of the Benevolent Society, Tamworth ... ..	150 0 0	
454	In aid of the Penrith Hospital and Benevolent Society ... ..	200 0 0	
	In aid of the Hospital at—		
456	Young ... ..	300 0 0	
458	Murrurundi ... ..	200 0 0	
461	In aid of the erection of an Hospital at Grafton... ..	150 0 0	
559	Expenses attending the preparation of the Electoral Lists ... ..	90 18 10	
469	Towards the erection of a Public Pound at Upper Tarlo ... ..	10 0 0	
470	Relief to Sufferers by late Floods, District of Newcastle ... ..	67 9 0	
471	Further sum, if required for do. ... ..	6 13 6	
478	St. Paul's College Endowment, 18 Vict., No. 37... ..	41 13 4	
479	St. John's College Endowment, 18 Vict., No. 37... ..	41 13 4	
			56,199 17 5
	<b>No. IV.—ADMINISTRATION OF JUSTICE.</b>		
	<b>Law Officers of the Crown—</b>		
483	Salaries ... ..	12 5 6	
486	Contingencies ... ..	233 2 8	
	<b>Supreme and Circuit Courts—</b>		
487	Salaries ... ..	31 13 10	
	<b>Sheriff—</b>		
495	Salaries ... ..	13 13 4	
497	Contingencies ... ..	770 13 3	
499	Insolvent Court—Salaries ... ..	7 6 8	
	<b>District Courts—Salaries—</b>		
504	Metropolitan and Coast ... ..	16 5 0	
546	Southern ... ..	185 10 10	
547	South-western ... ..	166 13 4	
550	Western ... ..	84 3 11	
	Carried forward... ..	£ 1,521 8 4	70,736 11 7



STATEMENT—continued.

Appropriation Ledger Folio.	PARTICULARS.	AMOUNT.	TOTAL.
		£ s. d.	£ s. d.
	<b>1864—SERVICES—continued.</b>		
	Brought forward ... ..		70,736 11 7
	<b>No. IV.—ADMINISTRATION OF JUSTICE—contd.</b>		
	Brought forward... ..	1,521 8 4	
	District Courts—Salaries—continued.		
551	Northern... ..	187 14 1	
554	Hunter River ... ..	98 6 8	
519	Generally—Contingencies ... ..	1,571 17 1	
	Quarter Sessions—		
525	Salaries ... ..	171. 6 5	
	Coroners—		
531	Salaries ... ..	9 16 8	
671	Contingencies ... ..	751 0 1	
			4,311 9 4
	<b>No. V.—TREASURER AND SECRETARY FOR FINANCE AND TRADE.</b>		
	Customs—		
9	Salaries ... ..	608 6 6	
	Colonial Distilleries and Refineries—		
15	Salaries ... ..	58 16 8	
16	Contingencies ... ..	389 3 0	
	Sydney Branch of the Royal Mint—		
19	Salaries ... ..	3 5 5	
20	Contingencies ... ..	177 13 6	
28	Gold Receivers—Salaries ... ..	237 10 0	
	Post Office—		
39	Salaries ... ..	3,629 0 7	
40	Contingencies ... ..	1,145 15 3	
599	Conveyance of Mails ... ..	17,908 4 2	
45	Steam Postal Communication with Great Britain <i>via</i> Suez... ..	20,000 0 0	
53	Do. do. <i>via</i> Panama	50,000 0 0	
	Money Order Department—		
50	Contingencies ... ..	1,247 16 0	
	Colonial Storekeeper—		
98	Salaries ... ..	436 11 4	
52	Contingencies ... ..	77 6 8	
61	Conveyance of Stores ... ..	70 1 11	
63	Stores, Packing, and other Expenses ... ..	198 4 0	
84	Fuel and Light, Departments, District of Sydney ... ..	678 9 10	
89	Spare Nipples, Bayonets, &c. ... ..	23 14 7	
	Government Printer—		
91	Salaries ... ..	35 10 0	
95	Wages and Contingencies ... ..	1,318 6 10	
	Postage Stamps—		
101	Salaries ... ..	29 5 0	
100	Contingencies ... ..	136 8 0	
	Gunpowder Magazine—		
103	Salaries ... ..	10 4 8	
174	Contingencies ... ..	148 3 2	
106	Health Officers—Salaries ... ..	113 13 0	
	Quarantine—		
107	Salaries ... ..	18 10 0	
112	Contingencies ... ..	474 1 0	
	Shipping Masters—		
111	Salaries ... ..	3 1 8	
110	Contingencies ... ..	24 0 0	
	Carried forward... ..	£ 99,201 2 9	75,048 0 11

STATEMENT—*continued.*

Appropriation Ledger Folio.	PARTICULARS.	AMOUNT.	TOTAL.
	<b>1864—SERVICES—<i>continued.</i></b>	£ s. d.	£ s. d.
	Brought forward .....		75,048 0 11
	<b>No. V.—TREASURER AND SECRETARY FOR FINANCE AND TRADE—<i>continued.</i></b>		
	Brought forward... ..	99,201 2 9	
	Glebe Island Abattoirs—		
113	Salaries .....	1 6 8	
116	Contingencies .....	260 8 1	
117	Superintendent of Pilots—Salaries .....	76 13 4	
593	Steam Navigation and Pilot Boards—Salaries .....	20 2 1	
595	Harbour Masters—Salaries .....	104 13 10	
134	Light Houses—Salaries .....	34 16 4	
121	Light House, Gabo Island .....	425 5 11	
122	Do. Wilson's Promontory .....	296 10 2	
123	Do. Kent's Group .....	500 0 0	
124	Do. King's Island .....	350 0 0	
597	Pilots—Sea and River—Salaries .....	789 4 0	
128	Boatmen—Salaries .....	175 10 7	
129	Telegraph Stations—Salaries .....	1 16 3	
132	Harbours, Light Houses, and Pilot Department—Contingencies .....	871 4 3	
172	For the transmission of Telegraphic Messages .....	54 2 6	
175	Provisions to be left on Booby Island, for the relief of Shipwrecked Persons .....	3 15 0	
180	To meet unforeseen Expenses .....	829 11 10	
189	To meet the Expense of carrying on the Coast Surveys... ..	323 16 7	
176	For the under-running and repairing Moorings at Bellambi .....	0 10 0	
191	For a Buoy for Wollongong Harbour .....	0 2 6	
			104,320 12 8
	<b>No. VI.—SECRETARY FOR LANDS.</b>		
241	Department of Lands—Salaries .....	162 3 4	
	Survey of Lands—		
245	Salaries .....	3,469 15 8	
248	Contingencies .....	5,436 11 5	
259	Commission to Land Agents and others, and for Advertising Occupation of Lands—	1,136 19 4	
283	Salaries .....	262 1 5	
527	Contingencies .....	660 18 5	
	Immigration Department—		
287	Salaries .....	4 15 4	
288	Contingencies .....	339 18 10	
	Gold Fields—		
581	Salaries .....	2,969 5 0	
302	Contingencies .....	4,723 1 10	
	Coal Fields—		
307	Salaries .....	28 6 8	
308	Contingencies .....	305 4 0	
	Botanic Gardens—		
309	Salaries .....	2 10 0	
324	Contingencies .....	818 0 7	
314	Library .....	136 13 7	
313	Lodge .....	150 0 0	
315	Domain—Salaries .....	4 14 0	
319	Improvement of Hyde Park .....	823 11 6	
	Carried forward... ..	£ 21,434 10 11	179,368 13 7

STATEMENT—continued.

Appropriation Ledger Folio.	PARTICULARS.	AMOUNT.	TOTAL.
		£ s. d.	£ s. d.
	<b>1864—SERVICES—continued.</b>		
	Brought forward ... ..		179,368 13 7
	<b>No. VI.—SECRETARY FOR LANDS—continued.</b>		
	Brought forward ... ..	21,434 10 11	
9	For the Construction and Maintenance of Subordinate Roads ... ..	650 17 8	
2	Metropolitan Roads... ..	226 17 5	
616	Northern Roads ... ..	9,478 14 3	
47	Southern Roads ... ..	6,973 5 2	
34	Western Roads ... ..	6,930 18 6	
58	For Minor Bridges and Roads not classified ... ..	4,898 5 2	
63	Punt at Raymond Terrace ... ..	600 0 0	
64	Punt at Wiseman's Ferry ... ..	200 0 0	
65	Punt for the Hawkesbury River, between Pitt Town and Wilberforce ... ..	250 0 0	
66	To provide a Boat for the crossing the River at Bundarra ... ..	7 0 0	
67	Bridge over South Creek, on Road from Blacktown to Richmond ... ..	458 9 3	
68	Bridge over Yarra Munday Lagoon ... ..	421 4 3	
69	Bridge over Cattai Creek, on Road from Pitt Town to Wiseman's Ferry ... ..	558 16 3	
70	Bridge over Dillon's Creek, on Road from Albury to Howlong ... ..	187 0 0	
71	Bridge over Hendrie's Creek on same Road ... ..	267 0 0	
72	Towards erecting a Bridge at Tumut ... ..	60 0 0	
73	Completion of Road from Randwick to junction of Long Bay and Botany Roads ... ..	1,866 4 5	
75	Bridge over Vale Creek, on Road from Bathurst to Rockley ... ..	750 0 0	
76	Alignment Posts for Towns ... ..	690 0 0	
78	To meet Expense of fencing Public Roads where proclaimed through enclosed lands ... ..	235 15 6	
79	Amount paid by M'Kenzie on account of Bulli Parish Road ... ..	0 6 11	
80	Construction of a Bridge at Nundle ... ..	1,152 8 11	
81	For fencing that portion of the Road from Appin to Wilton which passes through John Bray's enclosed land ... ..	0 10 0	
82	Punt, River Darling, at Walgett ... ..	300 0 0	
84	Fencing Road from P. Kelly's 22 acres to Bridge over Tumut ... ..	20 0 0	
85	Fencing Road from Nowra to Terara ... ..	107 0 0	
86	Fencing Road from Wingecarribee Swamp to Comer's Flat, Mittagong ... ..	11 0 0	
87	Fencing Road from Goorangoola to Main North Road at Camberwell... ..	212 0 0	
88	Punt and Boat for Bomadery Ferry ... ..	420 0 0	
89	Punt for Hunter River, between Lushintyre and Lochinvar ... ..	152 0 0	
90	Punt and Approaches at Five Dock ... ..	595 0 0	
91	Punt and Approaches at Iron Cove Creek ... ..	283 6 8	
92	Road from Carcoar and Cowra Road to Village of Somers ... ..	8 16 9	
94	Road from Randwick Road, near the Racecourse, to Botany Road ... ..	1,829 18 3	
97	Bridge at Talbragar, on Road from Mudgee to Coolah ... ..	579 3 4	
98	Approaches to proposed Bridge over Cox's River at Glenroy ... ..	200 0 0	
320	Aborigines ... ..	391 3 8	
103	Remission to Mr. George Lumsden, of purchase money on flooded allotment, Shoalhaven ... ..	300 0 0	
	Carried forward... ..	£ 63,707 13 3	179,368 13 7

STATEMENT—*continued.*

Appropriation Ledger Folio.	PARTICULARS.	AMOUNT.	TOTAL.
		£ s. d.	£ s. d.
	<b>1864—SERVICES—<i>continued.</i></b>		
	Brought forward ... ..		179,368 13 7
	<b>No. VI.—SECRETARY FOR LANDS—<i>continued.</i></b>		
	Brought forward ... ..	63,707 13 3	
104	Compensation to J. M. Gray for deficiency in Land ... ..	0 11 6	
105	To purchase a Site for a Mechanics' Institute at Yass ... ..	250 0 0	
113	To meet the Expense of carrying out the Scab in Sheep Act, 1863 ... ..	4,001 8 6	
120	To meet the Expense of carrying out the Cattle Export Act of 1864... ..	234 3 8	
121	Fencing General Cemetery at Inverell ... ..	50 0 0	
123	Fencing General Cemetery at Glen Innes ... ..	50 0 0	
124	Erection of Lodge at General Cemetery at Haslem's Creek ... ..	120 0 0	
125	Erection of Toll House at Botany... ..	10 12 3	
			68,424 9 2
	<b>No. VII.—SECRETARY FOR PUBLIC WORKS.</b>		
	Department of Public Works—		
327	Salaries ... ..	366 12 1	
328	Contingencies ... ..	292 5 1	
	Railways—		
331	General Establishment—Salaries ... ..	9 4 0	
334	Do. Contingencies ... ..	14 18 10	
335	Valuation of Land—Salaries ... ..	2 0 0	
336	Do. Contingencies ... ..	56 8 0	
533	Works in progress—Salaries ... ..	90 5 8	
534	Do. Contingencies ... ..	2,305 4 0	
529	Working Expenses—Existing Lines ... ..	3,996 14 5	
	Harbours and River Navigation—		
349	Engineer's Department—Salaries ... ..	11 6 7	
350	Do. Contingencies ... ..	46 10 0	
351	Steam Dredge "Hunter"—Salaries ... ..	76 7 9	
354	Do. Contingencies ... ..	642 1 9	
355	Steam Dredge "Hercules"—Salaries ... ..	6 0 4	
358	Do. Contingencies ... ..	29 4 8	
	Steam Dredge "Pluto"—		
359	Salaries ... ..	280 12 7	
362	Contingencies ... ..	505 19 9	
	Steam Dredge, Newcastle—		
363	Salaries ... ..	746 8 5	
364	Contingencies ... ..	744 0 0	
	Steam Cranes, Newcastle—		
367	Salaries ... ..	541 14 4	
370	Contingencies ... ..	508 0 8	
129	Sea Wall, Botanical Gardens ... ..	1,345 15 10	
131	Moorings at Tathra... ..	137 3 1	
132	Towards Survey and Improvement of Murrumbidgee and Darling Rivers ... ..	3,000 0 0	
133	For clearing obstructions to the Navigation of Eurocka Creek ... ..	50 0 0	
134	Wharf, Casino ... ..	75 0 0	
135	Punt for the Hunter River, at Singleton ... ..	25 0 0	
139	Alterations to old Flood Gate at Dam, Cook's River... ..	113 8 9	
	Colonial Architect—		
371	Salaries ... ..	425 7 3	
374	Contingencies ... ..	297 10 8	
	Carried forward... ..	£ 16,741 4 6	247,793 2 9

STATEMENT—*continued.*

Appropriation Ledger Folio.	PARTICULARS.	AMOUNT.	TOTAL.
		£   s.   d.	£   s.   d.
	<b>1864—SERVICES—<i>continued.</i></b>		
	Brought forward .....		247,793   2   9
	No. VII.—SECRETARY FOR PUBLIC WORKS— <i>continued.</i>		
	Brought forward... ..	16,741   4   6	
	Fortifications—		
391	Salaries .....	29   0   0	
376	Contingencies .....	20   7   7	
586	Ordinary Repairs, Alterations, and Additions to Public Buildings generally... ..	2,835   1   6	
605	Furniture and Fittings for Public Offices generally .....	1,309   16   6	
148	Repairs to Military Barracks and Buildings .....	281   11   11	
633	Lighting Lamps, sweeping Chimneys, &c., Victoria Barracks .....	15   4   1	
150	Lighting Government Lamps in Streets of Sydney .....	103   7   0	
596	For providing Materials and Implements for employment of Prisoners... ..	1,234   1   1	
155	Repairs to Buildings, Royal Mint... ..	13   9   11	
158	Gaols, Court Houses, and Lock-ups .....	13,636   4   2	
165	Supply of Coffins for Paupers .....	307   1   6	
166	For Repairs, Lunatic Asylum, Parramatta .....	254   18   3	
167	Erection of Central Building, Sydney Gaol .....	1,324   9   11	
168	New Entrance Gates, Botanic Gardens .....	100   0   0	
169	Lighting Victoria Barracks with Gas, and Repairs to Military and Volunteer Buildings .....	1,000   0   0	
171	Enlarging Shell Room and extending Shed at Jetty, Gun- powder Magazine, Goat Island .....	390   0   0	
172	Fencing Cemetery at Turatta .....	150   0   0	
173	Additions to Telegraph and Post Office, Armidale .....	300   0   0	
174	To provide for Outstanding Claims for Work and Materials for Darlinghurst Gaol .....	1   0   2	
175	Repairs to Tower, &c., Government House .....	1,062   0   0	
176	Padded Cells for Lunatics, Darlinghurst Gaol .....	83   12   2	
177	Erection of a Parliamentary Stand in Domain .....	6   8   0	
178	Airing Yard and Sentry Boxes, Darlinghurst Gaol .....	388   7   9	
179	Painting and White-washing at Government House .....	2   1   1	
180	New Carpet for State Dining-room, and Repairs to Furni- ture, Government House .....	53   1   0	
181	Additions, Gaol, Parramatta .....	281   4   5	
182	Residence for Master of Benevolent Asylum, Liverpool... ..	550   0   0	
183	Matron's Quarters, Lunatic Asylum, Parramatta .....	175   0   0	
184	Store, Stable, Dead House, &c., Lunatic Asylum, Parra- matta .....	350   0   0	
185	For enlarging the accommodation for printing Postage Stamps and Railway Tickets .....	10   0   0	
	Roads and Bridges—		
	General Establishment—		
377	Salaries .....	42   16   8	
380	Contingencies .....	161   5   10	
382	Field Establishment .....	51   2   1	
	Construction and Maintenance—		
189	Main North Road .....	84   18   2	
194	Main South Road .....	5,331   5   2	
198	Main West Road .....	1,799   18   7	
200	Mudgee Road .....	213   15   6	
201	Road from John-street to Railway Bridge, Single- ton .....	1,000   0   0	
202	Approach to Railway Station .....	150   0   0	
203	Approach to Tumut Bridge .....	331   0   0	
205	Foot Bridge over the Page at Murrurundi .....	100   0   0	
206	Approach to Lochinvar Station .....	6   15   4	
208	Repairs to, and painting of, Bridges .....	111   0   10	
	Carried forward... ..	£ 52,392   10   8	247,793   2   9

STATEMENT—*continued.*

Appropriation Ledger Folio.	PARTICULARS.	AMOUNT.	TOTAL.
	<b>1864—SERVICES—continued.</b>	£ s. d.	£ s. d.
	Brought forward ... ..		247,793 2 9
	<b>No. VII.—SECRETARY FOR PUBLIC WORKS— <i>continued.</i></b>		
	Brought forward ... ..	52,392 10 8	
209	Constructing and repairing Toll-bars ... ..	86 14 0	
210	Bridge over Billabong Creek, at Wanganella, between Hay and Demiliquin ... ..	800 0 0	
211	Bridge over Billabong Creek, at Moulamein ... ..	95 4 6	
	Electric Telegraphs— Establishment—		
385	Salaries ... ..	1,495 9 7	
392	Contingencies ... ..	753 3 2	
389	Working Expenses... ..	1,126 0 5	
	Fitz Roy Dock Establishment—		
393	Salaries ... ..	75 16 8	
398	Contingencies ... ..	1,687 14 3	
			58,512 13 3
	<b>TOTAL ... ..</b>		<b>£ 306,305 16 0</b>

*The Treasury, New South Wales,  
Sydney, 16th January, 1865.*

JAMES THOMSON,  
Accountant.

C.

SUPPLEMENTARY ESTIMATES

FOR

1864;

INCLUDING ALL EXPENDITURE REQUIRING PARLIAMENTARY AUTHORITY

AT 31 DECEMBER, 1864.

---





SUPPLEMENTARY ESTIMATES FOR 1864.

	AMOUNT.	TOTAL.
<b>Consolidated Revenue Fund.</b>		
No. I.—SCHEDULES.		
SUPPLEMENT TO SCHEDULE B.—PENSIONS.		
David Moores, late Foreman, Stationery Branch of Colonial Stores, from 1st August, 1863, to 31st December, 1864, at the rate of £48 12s. 2d. per annum ... ..	68 17 3	
John Hayes, late Storehouseman, Colonial Stores, from 1st August, 1863, to 31st December, 1864, at the rate of £44 8s. per annum ... ..	62 18 0	
		131 15 3
No. II.—EXECUTIVE AND LEGISLATIVE.		
LEGISLATIVE COUNCIL.		
Extra Clerical Assistance ... ..		43 15 0
LEGISLATIVE ASSEMBLY.		
Stableman, from 1st August to 31st December, at £110 ... ..	45 16 8	
Gratuity to Michael Coogan, late Night Watchman at the Parliamentary Buildings, of one month's pay for each year of service, in lieu of Pension, at the rate of £23 7s. per annum ... ..	84 19 7	
		130 16 3
No. III.—CHIEF SECRETARY.		
MILITARY ALLOWANCE.		
<i>Artillery.</i>		
Amount required to meet expenditure for the Detachment from New Zealand to rejoin the Battery in New South Wales, on 8th August, 1864 ... ..		929 0 0
VOLUNTEERS.		
Repairing two Military Targets, broken when in use by the Volunteers ... ..	6 13 0	
Compensation to 10 Officers at £10 each, and 10 Warrant Officers at £5 each, of the Naval Brigade (whose pay has ceased), who provided themselves with Uniform ... ..	150 0 0	
		156 13 0
POLICE.		
Police Magistrate, Moruya, for attending at Nerrigundah, at £50 ... ..	12 10 0	
Acting Clerk of Petty Sessions, Tumberumba, at £50 ... ..	50 0 0	
Ditto ditto Coonamble, at £50 ... ..	26 2 2	
Ditto ditto Gunning, at £50 ... ..	26 0 0	
Ditto ditto Collector, at £50 ... ..	26 7 9	
Ditto ditto Bendemeer, at £50 ... ..	20 3 2	
Allowance at the rate of £50 per annum, to the Clerk of Petty Sessions at Balranald, for attending once a month at Moulamein, from 1st July ... ..	25 0 0	
Police Magistrate, Goulburn—visiting allowance for attending at Collector and Gunning, at £75 ... ..	40 0 0	
Police Magistrate, Hay, for attending at Maude, at £100 ... ..	48 2 4	
To cover expense of maintaining deserted children at country places—such infirm paupers taken charge of by Police for protection, cost of transmission to Sydney, &c. ... ..	200 0 0	
To meet claims for 1863 ... ..	1,000 0 0	
Cost of clothing purchased for 10 Non-commissioned Officers and 10 Private Soldiers, who acted as an additional Gold Guard, on an emergency in 1862, from Lambing Flat ... ..	32 6 0	
Bonus on the discontinuance of premises rented as a Police Station at Raymond Terrace ... ..	25 0 0	
Gold Escort and Conveyance, 1862—Contingencies, further sum ... ..	218 2 6	
		1,749 13 11
Carried forward ... .. £		3,141 13 5

	AMOUNT.	TOTAL.
No. III.—CHIEF SECRETARY— <i>continued.</i>		
Brought forward ... .. £	.....	3,141 13 5
<b>GAOLS.</b>		
<i>Darlinghurst.</i>		
Matron ... ..	75 0 0	
Female Warders (5), at £36 each ... ..	180 0 0	
Provisions, Medical Comforts, Medicines, Surgical Instruments, and Incidental Expenses ... ..	468 9 6	
Escort Expenses ... ..	75 0 0	
To reimburse the Principal Gaoler the costs incurred by him in defending an action for causing a letter of a debtor in the Gaol to be opened ... ..	29 13 6	
Compensation to Dr. West, for extra duty performed on board the Hulk "Harmony," from 12th February to 31st November, 1863	97 10 0	
		925 13 0
<i>Parramatta.</i>		
Temporary Warders, at 6s. 6d. per diem; 2 for 21 days, 2 for 27 days, and 1 for 41 days ... ..	44 10 0	
Extra Warders (5), at 6s. 6d. per diem each ... ..	590 2 6	
Provisions, Fuel, Light, and Water, Medical Comforts, Medicines, Surgical Instruments, and Incidental Expenses ... ..	2,074 19 1	
		2,709 11 7
<i>Maitland.</i>		
Provisions, Fuel, Light, &c., further sum ... ..	.....	137 1 3
<i>Goulburn.</i>		
Temporary Additional Warder, at 6s. 6d. per diem ... ..	.....	3 11 6
<i>Berrima.</i>		
Additional Warder, at 6s. 6d. per diem ... ..	118 12 6	
Provisions, Medical Comforts, Medicines, Fuel, Light, and Water, and Incidental Expenses ... ..	132 0 0	
		250 12 6
<i>Mudgee.</i>		
Additional Warder, at 6s. 6d. per diem, from 14th November, 1863, to 31st December, 1864 ... ..	134 4 6	
Provisions and Medical Comforts, Fuel, Light, Water, and Incidental Expenses ... ..	120 0 0	
Medical Attendance from 21st November, 1862, to 31st December, 1863 ... ..	96 1 6	
		350 6 0
<i>Wollongong.</i>		
Temporary Warder, at 6s. 6d. per diem ... ..	7 9 6	
Additional Warders (2), at 6s. 6d. per diem each ... ..	116 7 0	
Lamp oil for Warders' lamps at night, from May to the end of the present year, 8 gallons, at 7s. 6d. per gallon ... ..	3 0 0	
Provisions and Medical Comforts ... ..	291 0 0	
		417 16 6
<i>Wagga Wagga.</i>		
Provisions, Medical Comforts, Fuel, Light, Water, and Incidental Expenses ... ..	.....	214 6 0
<i>Yass.</i>		
Provisions, Fuel, Light, Water, and Incidental Expenses ... ..	.....	363 11 7
<i>Windsor.</i>		
Visiting Justice ... ..	50 0 0	
Temporary Warders (2), at 6s. 6d. per diem each, for 29 days ... ..	18 17 0	
		68 17 0
<i>Deniliquin.</i>		
Additional Warder, at 6s. 6d. per diem, from 13th April ... ..	.....	86 0 0
<i>Braidwood.</i>		
Provisions, &c., further sum ... ..	.....	50 15 11
Carried forward ... .. £	.....	8,719 16 3

## FINANCE.

25

	AMOUNT.	TOTAL.
No. III.—CHIEF SECRETARY— <i>continued.</i>		
Brought forward ... .. £	.....	8,719 16 3
PENAL ESTABLISHMENT, COCKATOO ISLAND.		
Provisions, Medical Comforts, Medicines, and Incidental Expenses .....	.....	500 0 0
LUNATIC ASYLUMS.		
<i>Parramatta.</i>		
Purchase of adjoining premises to provide additional accommodation	2,500 0 0	
Expenses of an Action brought against the Medical Superintendent by a discharged Patient, and abandoned... ..	6 2 7	
Provisions, Medical Comforts, Medicines, Surgical Instruments, Fuel, Light, and Incidental Expenses ... ..	365 0 0	
Stores ... ..	850 0 0	
		3,721 2 7
ROMAN CATHOLIC ORPHAN SCHOOL.		
Drainage and other works, further sum ... ..	13 17 0	
Various services performed during the last three years ... ..	125 3 0	
Provisions, &c., further sum ... ..	429 3 8	
		568 3 8
VACCINE INSTITUTIONS.		
Vaccinators, Country Districts, further sum ... ..	.....	70 17 8
OBSERVATORY.		
Computer.—Difference between the half-salary of the Astronomer and half-salary of the Computer, and the full salary of the latter, during the interval from the resignation of the Astronomer and the assumption of the duties by his successor, from 1st August, 1862, to 7th January, 1864 ... ..	215 6 5	
Construction of a Self-Registering Apparatus ... ..	15 0 0	
Electric Telegraph for Meteorological purposes ... ..	30 0 0	
		260 6 5
ASYLUMS FOR THE INFIRM AND DESTITUTE.		
Purchase of the premises adjoining the Liverpool Asylum, from the Railway Department ... ..	.....	480 0 0
GRANTS IN AID OF PUBLIC INSTITUTIONS.		
In aid of the Richmond School of Arts, on condition of an equal amount being raised by private contribution, further sum ...	100 0 0	
In aid of the Wollongong School of Arts, on same condition ...	200 0 0	
		300 0 0
MISCELLANEOUS.		
Towards the erection of a Public Pound at Hartley... ..	40 0 0	
Do. at Wollongong ... ..	10 0 0	
Medical Attendance and Medicines supplied to Paupers at Lambing Flat, in 1862 ... ..	83 2 0	
Towards the publication of Bentham's Work on the Flora of Australia, further sum ... ..	100 0 0	
Relief to Sufferers by Floods in the District of Maitland ... ..	2,209 1 4	
Provisions and blankets for Sufferers by Floods in the M'Leay River District ... ..	219 15 9	
Provisions and blankets for Sufferers by Floods in the District of Windsor ... ..	166 8 10	
Relief to Sufferers by Floods in the District of Gunnedah, being an amount equal to that contributed by the Inhabitants ... ..	85 9 6	
Relief to Sufferers by Floods in the Hawkesbury District, being an amount equal to that locally contributed ... ..	1,200 15 0	
Relief to actual distress in the Camden and Picton Districts ... ..	200 0 0	
Seed Wheat supplied to Settlers in 1863, further sum ... ..	7 7 0	
		4,321 19 5
Carried forward ... .. £	.....	18,942 6 0

	AMOUNT.	TOTAL.
<b>No. IV.—ADMINISTRATION OF JUSTICE.</b>		
Brought forward ... .. £	.....	18,942 6 0
<b>SUPREME AND CIRCUIT COURTS.</b>		
Allowance to Witnesses, further sum for 1864 ... ..	2,400 0 0	
Allowance to Law Reporters, for 1863 ... ..	62 10 0	
		2,462 10 0
<b>QUARTER SESSIONS.</b>		
Travelling Expenses, further sum ... ..	750 0 0	
Allowances to Witnesses and Jurors, further sum ... ..	1,500 0 0	
		2,250 0 0
<b>CORONERS' INQUESTS.</b>		
Deficiency in Votes of 1860, 1861, and 1862... ..	.....	25 1 4
<b>COURT OF CLAIMS.</b>		
Fees to Commissioners and Secretary, under the Act 18 Vict., No. 11, further sum ... ..	.....	150 0 0
<b>MISCELLANEOUS.</b>		
Travelling Expenses of the Curator of Intestate Estates, and others to Wagga Wagga, as Crown Witnesses, relative to the embezzlement by the late Clerk of Petty Sessions, in the matter of the Estate of Mr. Andrew Demery, deceased ... ..	80 7 0	
Law Expenses, Pearce v. Bruce—Seizure of Contraband Cattle ... ..	341 3 8	
Law Expenses, Peisley and others v. the Commissioner for Railways Law Expenses, The Attorney General <i>ats.</i> White—Moruya Break- water Works ... ..	104 19 4	
Law Expenses, Attorney General v. Eagar—Church and School Lands ... ..	65 18 10	
Law Expenses, The Queen <i>ats.</i> Holdsworth and others—Moruya Breakwater Works :— Verdict and damages... ..	490 4 1	
Interest ... ..	380 17 2	
Taxed Costs ... ..	29 7 8	
	765 1 0	
	1,175 5 10	
Less charged to the Loans' Vote, under 25 Vict., No. 19, for improvements, Moruya River ... ..	740 5 0	
		435 0 10
To cover the Verdict and other Expenses in the case of Robertson <i>ats.</i> Dumaresq, viz. :—		
Amount of Verdict ... ..	5,000 0 0	
Interest, at 8 per cent. ... ..	1,400 0 0	
Taxed Costs of Appeal to Privy Council ... ..	353 11 8	
Taxed Costs—Supreme Court ... ..	310 17 6	
	7,064 9 2	
Law Agent's Expenses in England ... ..	256 19 10	
		7,321 9 0
Law Expenses, Graham and others, v. Berry— Amount deposited in the Registry of the Privy Council, in lieu of a Bond to hold the Respondent free of all expenses ... ..		
Law Expenses in 1862, Berry v. Graham ... ..	1,000 0 0	
	1,722 9 3	
		11,561 12 0
Carried forward ... .. £	.....	35,391 9 4

## FINANCE.

27

	AMOUNT.	TOTAL.
No. V.—TREASURER AND SECRETARY FOR FINANCE AND TRADE.		
Brought forward ... .. £	.....	35,391 9 4
<b>TREASURY.</b>		
Salaries of the following Officers, transferred from the Audit Office to the Treasury, on the adoption of a new system of keeping the Public Accounts, from 1st July, viz. :—		
Account Branch :—		
Accountant, at £500 per annum ... ..	250 0 0	
Clerk, at £200 .....	100 0 0	
Do., at £175 .....	87 10 0	
Examining Branch :—		
Examiner of Accounts, at £350 .....	175 0 0	
Assistant Examiner, at £300 .....	150 0 0	
		762 10 0
<b>CUSTOMS.</b>		
<i>Eden.</i>		
Wharfinger, from 1 July, at £20 per annum ... ..	10 0 0	
<i>Moama.</i>		
Customs Officer, from 18 August, at £250 per annum ... ..	92 14 6	
Searchers and Night Watchmen—		
1 from 1st November, at the rate of £175 per annum, and £25 for House Rent ... ..	33 6 8	
1 from 3rd November, at same rates ... ..	32 4 6	
Messenger, from 19th September, at £96 per annum ... ..	27 4 0	
<i>Albury.</i>		
Messenger, from 1st November, at £96 per annum ... ..	16 0 0	
Allowance to Extra Tide Waiters, further sum ... ..	1,000 0 0	
		1,211 9 8
<b>POST OFFICE.</b>		
Country Postmasters, 1862, further sum to meet claims preferred since the balance of that year's Vote was written off ... ..	102 4 10	
Conveyance of Mails, 1862, do. do. ... ..	142 15 6	
		245 0 4
<b>MONEY ORDER DEPARTMENT.</b>		
Extra Clerical Assistance, in the preparation of a general Statement of the Money Order business for the eighteen months ended June last, at the rate of £400 per annum, from 25 July to 31 December ... ..	.....	174 3 10
<b>STORES AND STATIONERY.</b>		
Salaries and Contingencies, 1863, further sum ... ..	59 10 6	
Conveyance of Stores, 1862, further sum ... ..	17 8 1	
Do., 1864, do. ... ..	19 12 1	
Clerical Assistance and Labour in connection with the superintendence of Colonial Military Stores, by the Assistant Superintendent of Imperial Stores, from 1 July to 31 December ... ..	100 0 0	
Arms, Ammunition, and Accoutrements procured from England, further sum ... ..	91 9 9	
Stores for the Public Service generally, further sum for 1864 ... ..	18,019 12 8	
		18,307 13 1
<b>QUARANTINE.</b>		
Repairs to the Windlass of the Hulk "Harmony" ... ..	.....	26 0 0
<b>GLEBE ISLAND ABATTOIRS.</b>		
Contingencies, 1863, further sum ... ..	.....	9 11 5
<b>HARBOURS, LIGHT-HOUSES, AND PILOT DEPARTMENT.</b>		
Fees to Non-official Members of the Steam Navigation Board, further sum ... ..	24 6 0	
Erection of four Beacons to carry Leading Lights, for the better navigation of the Port of Newcastle ... ..	200 0 0	
Maintenance of Light-house on Wilson's Promontory, further sum, 1860 to 1863 ... ..	163 17 1	
Maintenance of Light-house on Gabo Island, further sum for 1863 ... ..	142 10 8	
		530 13 9
Carried forward ... .. £	.....	56,658 11 5

	AMOUNT.	TOTAL.
<b>No. V.—TREASURER AND SECRETARY FOR FINANCE AND TRADE—continued.</b>		
Brought forward ... £	.....	56,658 11 5
<b>MISCELLANEOUS.</b>		
Postage of the various Public Departments, 1863, further sum ...	892 18 6	
Do. 1864, further sum ...	850 0 0	
For the transmission of Telegraphic Messages, 1863, further sum...	889 4 2	
Do. 1864, further sum...	550 0 0	
Interest on overdrawn Bank Accounts—		
Bank of New South Wales ... ..	1,216 2 11	
Oriental Bank Corporation, London ... ..	3,687 18 2	
		7,086 3 9
<b>No. VI.—SECRETARY FOR LANDS.</b>		
<b>LANDS DEPARTMENT.</b>		
Salaries, 1863, further sum ... ..	.....	50 0 0
<b>SURVEY OF LANDS.</b>		
Lithographing Patents, further sum ... ..	394 0 0	
Contingencies, 1861, further sum ... ..	12 8 9	
		406 8 9
<b>COMMISSION TO LAND AGENTS, Appraisers, and others; and for Advertising for the Public Service generally, further sum for 1862 ...</b>		
Do. do. further sum for 1863 ...	70 6 0 2,509 13 4	
		2,579 19 4
<b>MANAGEMENT OF ALPACAS.</b>		
Superintendence, &c., for half-year ending 31 December, 1864 ...	400 0 0	
Salary of the late Superintendent of Alpacas, at the rate of £500 per annum, from 1st July to 5th October, 1863, the date from which his dismissal from office is held to have taken effect ...	131 13 4	
		531 13 4
<b>COAL FIELDS.</b>		
Compensation to Mr. Thomas Topham, late Inspector of Coal Fields, on abolition of office, being one month's salary for each year of service ... ..	.....	55 18 0
<b>GOVERNMENT DOMAINS.</b>		
Levelling old Quarries and removing rock, further sum ... ..	.....	250 0 0
<b>ROADS OTHER THAN MAIN ROADS.</b>		
Salaries ... ..	120 5 8	
Contingencies ... ..	50 9 9	
		170 15 5
Formation of the portion of Road leading through the Abattoirs at Glebe Island ... ..	111 1 6	
Rent of the Toll-bar on the Mudbank Road from 1st January to 30th June last, to be refunded to the Trustees ... ..	67 10 0	
Rental of the Windsor Ferry, for 1864, to be refunded to the Trustees ... ..	345 0 0	
Fencing Road through Joseph Kenyon's enclosed land on the Smithfield and Parramatta Road ... ..	143 5 0	
Fencing Road from Singleton to Belford, through James Miller's enclosed land ... ..	264 0 0	
Fencing Road from Summer Hill Copper Mines to Isabella River, <i>via</i> Truskett's Flat... ..	91 10 0	
Fencing Road from Morpeth, through Phoenix Park, to Abbotsford ... ..	84 0 0	
Fencing Road from Blandford to Box Tree Flat ... ..	36 4 0	
Refund to Mr. Beaumont of amount expended by him in repairs to the Mudbank and Bunnerong Road ... ..	89 3 3	
Repair of Road from the Appin and Mount Keira Road, <i>via</i> Douglass Park Railway Station, to Menangle ... ..	200 0 0	
Bridge over Wyong Creek, on Road from Maitland to Gosford ... ..	200 0 0	
Bridge over the Mooki River, near Gunnedah ... ..	200 0 0	
Road, Upper Dawson and Fitzroy River—amount of outstanding Cheque against balance of Vote of 1858 written off ... ..	55 0 0	
		1,886 13 9
Carried forward ... .. £	.....	69,676 3 9

	AMOUNT.	TOTAL.
<b>No. VI.—SECRETARY FOR LANDS—<i>continued.</i></b>		
Brought forward ... .. £	.....	69,676 3 9
<b>MISCELLANEOUS.</b>		
Remuneration to Hugh Cameron, for services as Special Inspector under the late Scab Act ... ..	100 0 0	
Refund of Fine on J. H. Scott, for crossing Sheep into this Colony from Queensland without the requisite Certificate from the Inspector ... ..	137 10 0	
Compensation to James Backhouse, for damage to his property at Guyong, by an alteration of the Great Western Road... ..	10 0 0	
Compensation to R. A. Rodd, for Sheep destroyed under Scab in Sheep Act ... ..	250 0 0	
Compensation to Mr. J. Blaxland, for Sheep destroyed under the same Act ... ..	232 12 0	
Compensation for Cattle destroyed on account of Pleuro-pneumonia	10 0 0	
Compensation for Land taken at Jugiong, for the formation of Audley-street ... ..	21 13 6	
Salaries and Travelling Expenses of Sheep Inspectors, 1863, further sum ... ..	503 13 3	
Completion of fencing Cemetery at Bundarra ... ..	14 8 0	
Fencing the old Public Cemetery at Forbes ... ..	35 0 0	
Fencing Cemetery at Forbes (new ground) ... ..	100 0 0	
		1,414 16 9
<b>No. VII.—SECRETARY FOR PUBLIC WORKS.</b>		
<b>RAILWAYS.</b>		
Salary to Mr. Louis Robertson during his suspension, at £100 per annum—(11 months 25 days) ... ..	98 7 8	
Allowance to Station Masters for House Rent ... ..	450 0 0	
For the Windsor and Richmond Railway, further sum of ... ..	5,000 0 0	
		5,548 7 8
<b>HARBOURS AND RIVERS.</b>		
Preliminary Harbour Surveys, further sum of ... ..	200 0 0	
Steam Cranes, Newcastle, further sum for Contingencies, 1863 ... ..	17 12 4	
Repairing damage, Breakwater, Newcastle ... ..	1,000 0 0	
		1,217 12 4
<b>COLONIAL ARCHITECT.</b>		
Salary of Temporary Draftsman, to 31st December, 1864 ... ..	.....	300 0 0
<b>WORKS AND BUILDINGS.</b>		
Alterations to Benevolent Asylum, Liverpool ... ..	4,100 0 0	
Fencing Cemetery, Parramatta, further sum of ... ..	62 15 6	
Rebuilding portion of Wall, Lunatic Asylum, Parramatta ... ..	500 0 0	
Erection of Residence for Signal Master, South Head ... ..	900 0 0	
For repairs to Military Buildings, further sum ... ..	500 0 0	
To cover expense of Furniture for Government House, in 1861 ... ..	166 14 6	
To cover expense of Vases for Terrace Garden, Government House	22 10 0	
For erection of Wall in the Sydney Gaol ... ..	2,000 0 0	
Furniture and Fittings, 1860, further sum ... ..	42 9 0	
Lighting Government Lamps in streets of Sydney, and Domain, further sum of ... ..	168 0 0	
Fencing in Court House and Gaol, Deniliquin ... ..	96 0 0	
		8,558 9 0
Carried forward ... .. £	.....	86,715 9 6

	AMOUNT.	TOTAL.
No. VII.—SECRETARY FOR PUBLIC WORKS— <i>continued.</i>		
Brought forward ... .. £	.....	86,715 9 6
ROADS AND BRIDGES, &c.		
Approach to Railway Station, Branxton ... ..	60 0 0	
Approach to Railway Station, South Creek ... ..	400 0 0	
Approach to Railway Station, Petersham ... ..	350 0 0	
Approach to Railway Station, Morpeth ... ..	250 0 0	
Punt at Tabulam and Approaches, further sum of ... ..	440 0 0	
Bridge over Christmas Creek, M'Leay River... ..	900 0 0	
Construction of 6 Toll-houses on Main Roads ... ..	675 0 0	
		3,075 0 0
FLOOD REPAIRS.		
For repair of Damage—1st District, Great Northern Road ... ..	1,200 0 0	
For repair of Damage—Road between East and West Maitland ... ..	600 0 0	
For repair of Damage—Road between East Maitland and Hinton Ferry, <i>via</i> Morpeth ... ..	600 0 0	
For repair of Damage—1st District, Great Western Road ... ..	1,200 0 0	
For repair of Damage—1st District, Great Southern Road... ..	300 0 0	
For repair of Damage—To Crossing-place at Breeza... ..	50 0 0	
For repair of Damage—To Bridges, Clyde River Road ... ..	500 0 0	
For repair of Damage—Araluen Road ... ..	500 0 0	
Bridge at Marsden's Crossing-place over Wollondilly ... ..	2,500 0 0	
		7,450 0 0
ELECTRIC TELEGRAPHS.		
Salary of Messenger, Telegraph Station, Penrith, in 1863, 9 months at £52 per annum ... ..	43 6 8	
Salary of Junior Operator, Telegraph Station, Singleton, in 1863— (3 months, at £104 per annum) ... ..	26 0 0	
Messenger, Grafton—(5 months, at £52 per annum) ... ..	21 13 4	
Salary, Station Master, Moama—(3 months, at £250) ... ..	62 10 0	
		153 10 0
MISCELLANEOUS.		
Gratuity to Mrs. Trader ... ..	250 0 0	
Salary of Mr. N. Trengrouse, from date of suspension to date of dismissal (27 August, 1863, to 23 August, 1864) ... ..	347 3 6	
Salary of Mr. J. Doherty, do. do. do. ... ..	155 10 0	
		752 13 6
UNCLASSIFIED EXPENDITURE.		
To cover Payments made on account of Services of 1863 and Previous Years, after the Balances of Appropriations available for such were written off in the books of the Treasury, under the authority of the Executive Council's Minute of 2nd August last, as per Schedule annexed ... ..	.....	20,254 7 2
TOTAL ... .. £	.....	118,401 0 2

The Treasury, New South Wales,  
Sydney, 16th January, 1865.

GEOFFREY EAGAR,  
Treasurer.

JAMES THOMSON,  
Accountant.



### SCHEDULE TO SUPPLEMENTARY ESTIMATES FOR 1864.

(In explanation of the item "UNCLASSIFIED EXPENDITURE," £20,254 7s. 2d., page 30.)

STATEMENT of PAYMENTS made on account of Services of 1863 and Previous Years, after the Balances of Appropriations, available for such, were written off in the Books of the Treasury, under the authority of the Executive Council's Minute of 2nd August last.

Appropriation Ledger Folio.	SERVICE.	AMOUNT.	TOTAL.
	<b>1860.</b>	£ s. d.	£ s. d.
519	Surveys of Unproclaimed portions of Main Roads ...	131 14 0	
	Subordinate Roads—		
531	Northern ...	51 5 0	
539	Minor Bridges and Roads ...	50 14 8	
			233 13 8
	<b>1861.</b>		
484	Gaols and Court Houses, Country Districts ...	626 1 2	
467	Subordinate Roads—Northern ...	20 10 0	
463	Additional Cells, Maitland Gaol ...	128 18 5	
477	Minor Roads and Bridges ...	6 18 8	
			782 8 3
	<b>1862.</b>		
	Subordinate Roads—		
357	Northern ...	1 10 0	
371	Southern ...	11 0 4	
429	Balance of Vote of £24,000 ...	126 2 6	
433	Minor Roads and Bridges ...	3 17 6	
399	Main Western Road ...	255 14 7	
395	Bridge at Moulamein ...	235 4 6	
405	Casual Repairs ...	16 8 6	
386	Bridge, Clarke's Crossing Place ...	6 17 9	
391	Bridge over the Macquarie River, at Dubbo ...	948 18 0	
394	Fencing Road through Flett's property at Taree ...	0 3 0	
403	Bridge over the Billabong, at Wanganella ...	150 0 0	
425	Glebe Island Road ...	87 0 3	
			1,842 16 11
	<b>1863.</b>		
375	Legislative Council—Contingencies ...	0 5 0	
381	Volunteers—Contingencies ...	23 0 6	
611	Gaol, Maitland—Contingencies ...	28 13 4	
653	Hospital, Port Stephens ...	10 0 0	
669	Coroners—Contingencies ...	45 0 1	
	Subordinate Roads—		
220	Northern ...	1,610 13 11	
225	Western ...	1,439 10 6	
231	Southern ...	1,836 4 10	
235	Balance of Vote ...	3 4 6	
242	Minor Roads and Bridges ...	1,000 7 4	
247	Streets through Crown Lands, Sydney ...	191 8 0	
264	Survey of the River Darling ...	456 5 7	
285	Repairs to Public Buildings ...	42 8 9	
287	Furniture and Fittings for ditto ...	5 15 0	
292	Gaols and Court Houses, Country Districts ...	3,999 6 8	
234	Abattoir Road ...	27 11 3	
409	Conveyance of Mails ...	30 0 0	
417	Fuel and Light ...	9 3 11	
433	Survey of Lands ...	1,152 3 6	
435	Occupation of Crown Lands ...	52 18 0	
447	Botanic Gardens—Contingencies ...	10 7 6	
448	Do. Lodge ...	260 0 0	
450	Improvement of Hyde Park ...	127 18 11	
	Carried forward ...	12,362 7 1	
	Carried forward ...	£	2,858 18 10

Appropriation Ledger Folio.	SERVICE.	AMOUNT.	TOTAL.
		£ s. d.	£ s. d.
	Brought forward ... ..	.....	2,858 18 10
	<b>1863—continued.</b>		
	Brought forward ... ..	12,362 7 1	
456	Railway Working Expenses ... ..	1,123 1 6	
464	Stores and Stationery ... ..	70 10 3	
473	Electric Telegraph—Working Expenses ... ..	4 14 4	
263	Grassing Sand-hills, Sydney ... ..	9 12 10	
333	Expenses under the "Cattle Disease Prevention Act" ... ..	6 13 6	
405	Post Office—Salaries ... ..	28 0 0	
425	Light Houses—Contingencies ... ..	102 10 5	
471	Fitz Roy Dry Dock—Contingencies ... ..	125 1 10	
589	Police, Executive—Contingencies ... ..	237 12 9	
597	Do. Judicial—Contingencies ... ..	20 0 0	
601	Gold Escorts—Contingencies ... ..	1,623 10 0	
643	Roman Catholic Orphan School—Contingencies ... ..	70 15 0	
649	Mechanics' Institute, Braxton ... ..	100 0 0	
657	Preparation of Electoral Lists ... ..	1 2 6	
254	Punt at Tabulam ... ..	140 0 0	
256	Cutting down Clarence-street ... ..	80 0 0	
267	Glebe Island Road ... ..	42 0 0	
269	Repairs, &c., Wharves and Bridges ... ..	180 9 7	
270	Wharf at Gosford ... ..	62 0 0	
271	Wall, Circular Quay ... ..	5 6 2	
272	Preliminary Harbour Surveys ... ..	1 1 0	
274	Liverpool Dam ... ..	355 6 5	
283	Fitz Roy Bridge, near Goulburn ... ..	141 1 4	
303	Powder Magazine, Spectacle Island ... ..	20 16 8	
317	Post Offices in connection with Telegraph Stations ... ..	50 0 0	
420	Health Officers—Salaries ... ..	33 6 8	
441	Gold Fields—Salaries ... ..	387 10 0	
448	Do. Contingencies ... ..	5 5 0	
459	Steam Dredge, Shoalhaven—Contingencies ... ..	5 13 6	
			17,395 8 4
	TOTAL ... ..	... .. £	20,254 7 2

**B.**

GENERAL VIEW of the FINANCIAL POSITION AND ENGAGEMENTS of the Colony, during the Year 1865.

	£	s.	d.	£	s.	d.
We commence the year 1865, with an estimated Deficiency on the year 1864, as per Account No. 2, of .....				413,025	9	2
And we have to repay the Bank of New South Wales, on 29th March, 1865, their advance on Treasury Bills sent to London for sale (assuming that they are unable to realize them at par, by that date) .....				100,000	0	0
TOTAL.....	£			513,025	9	2
Which sum of £513,025 9s. 2d. may be regarded as engagements certain to accrue, and for which provision must be made during the currency of the present year.						
On the 1st January, 1866, will fall due Debentures, to the extent of .....				300,000	0	0
If these are to be met by the proceeds of a new Loan, in renewal of the matured Securities, arrangements for the issue and sale of the new Debentures must be made within the current year, so as to be prepared with the cash to pay off the old Debentures on 1st January, 1866.						
These Debentures are payable in London.						
<b>ISSUE OF TREASURY BILLS UNDER 27 VICTORIA, No. 8.</b>						
(To cover the Deficit of 1863 and Previous Years Sales, restrained by the Act, at less than par.)						
The Deficit of 1863 and Previous Years is shown, by Account No. 1, to be .....	392,236	1	0			
The amount of Treasury Bills actually sold, to 31st December, 1864, is .....				170,200	0	0
The principal sums of the Treasury Bills are payable on 1st January, 1868, and at the expiry of two years from their date, they may be tendered at the Treasury for taxes, &c. Those already sold may be tendered at the Treasury on 1st April, 1866.						
Assuming that the whole authorized Issue of Treasury Bills, £400,000, be disposed of, provision for their payment at maturity should be spread over and form a part of the Income of the years 1865, 1866, and 1867.						
* On the other hand, to whatever extent the Treasury Bills fail to be realized, a new provision, to the like extent, will have to be made for the Deficit of 1863 and Previous Years; which Deficit, pending such realization, has been a temporary burden upon the Revenue of 1864, and will be a temporary burden upon the Revenue of 1865.						

B.—continued.

CONSOLIDATED REVENUE.	£ s. d.	£ s. d.
<b>INCOME AND EXPENDITURE OF THE YEAR 1865.</b>		
As nearly as I can calculate, the Expenditure required for the Services of 1865, on the most economical scale, and irrespective of a Supplementary Estimate for Services not at present foreseen, will amount to ... ..		1,856,000 0 0
The Income of 1864 was ... ..	1,384,224 5 6	
But taking the average of the last Five Years' Income, the probable Income of 1865, on the basis of present taxation, would be... ..		1,454,456 0 0
(I leave out of view the Free Selectors' money payable in 1865, as whatever may be derived from that source would go against a Supplementary Estimate.)		
There would thus be a Deficiency in the Income of 1865 to meet the Expenditure of 1865, in the probable sum of ... ..		401,544 0 0
<b>BANKING ACCOMMODATION.</b>		
The ability of the Banks with which the Government have hitherto dealt, to afford the financial assistance which will be required during the year 1865, is much lessened by the following circumstances:—		
The Oriental Bank, London, has a Cash Debit against the Government, on 26th November, 1864, of ... ..	172,252 0 0	
And has undertaken engagements, by the issue of Letters of Credit, at like date, to the extent of ...	134,274 0 0	306,526 0 0
The Bank of New South Wales, London, had to provide in cash to pay the Interest due on Debentures on 1st January, 1865 ... ..		125,820 0 0
The latest advised Sales of our Debentures in London (Nov. 26/64), are at £94 to £94 10s., and they are not readily saleable.		

The Treasury, Sydney,  
28th January, 1865.

G. EAGAR,  
Treasurer.

---

**No. 1.**

---

**ACCOUNT**  
**OF THE**  
**ISSUE OF TREASURY BILLS,**  
**IN PAYMENT OF**  
**AUTHORIZED SERVICES,**  
**FOR 1863 AND PREVIOUS YEARS.**  
**(UNDER AUTHORITY OF 27 VIC., No. 8.)**

---

AUTHORIZED SERVICES for the Year 1863, and previous Years, in Account

Dr.

1864.		£ s. d.	£ s. d.
Dec. 31.....	To AMOUNT OF PAYMENTS on account of Services of 1863 and previous years, from 1 January, 1864, to date, as per Statement marked...A.	.....	333,939 2 3
" ...	,, AMOUNT OF OUTSTANDING LIABILITIES at this date, in respect of Services of 1863 and previous years, as per Statement marked...B.	.....	58,296 18 9
<p>NOTE.—By Executive Council Minute of 2nd August, 1864, Outstanding Liabilities to the extent of £200,757 12s. 11d. were written off as not required, subject, however, to the payment of such duly authorized claims as might subsequently be preferred from time to time. (See Statement marked C)</p>			
TOTAL ... ..		£	392,236 1 0

The Treasury, New South Wales,  
Sydney, 16th January, 1865.

JAMES THOMSON,  
Accountant.

1.

Current with ISSUE of TREASURY BILLS under authority of 27 Vic., No. 8.

Cr.

1864.		£ s. d.	£ s. d.
Dec. 31 ...	By PROCEEDS of TREASURY BILLS issued under authority of the Act 27 Vic., No. 8, from 8 April to date, per Statement marked ..... D.	.....	270,543 4 5
„ ...	„ AMOUNT yet to be raised by issue and sale of TREASURY BILLS, say— To repay to CONSOLIDATED REVENUE FUND ACCOUNT the difference between payments actually made to date, as per contra ..... 333,939 2 3 And proceeds of Treasury Bills issued to like date... 270,543 4 5 <hr/> To provide for OUTSTANDING LIABILITIES at this date .....	63,395 17 10 <hr/> 58,296 18 9	121,692 16 7
TOTAL ... ..		£	392,236 1 0

G. EAGAR,  
Treasurer.





## A.

STATEMENT of Payments on account of Services of 1863 and Previous Years, from 1st January to 31st December, 1864.

SERVICE.	AMOUNT.	TOTAL.
	£ s. d.	£ s. d.
Overdraft on Consolidated Revenue Fund, on 31st December, 1863, as per Cash Book ... ..	.....	67,014 11 6
<b>1859 and Previous Years.</b>		
Schedule A, Part 3 ... ..	1,261 7 9	
Steam Postal Communication with Great Britain, <i>via</i> Suez ...	1,818 4 3	
Subordinate Roads ... ..	55 10 0	
Road, Upper Dawson and Fitz Roy River... ..	55 0 0	
		3,190 2 0
<b>1860.</b>		
Coroners—Contingencies ... ..	1 1 0	
Minor Roads and Bridges not classified ... ..	34 0 0	
Bridge over Bell River, at Molong ... ..	500 0 0	
Survey of unproclaimed portions of Main Roads ... ..	239 17 9	
Subordinate Roads ... ..	104 19 8	
Repairs, &c., to Public Buildings ... ..	17 13 0	
		897 11 5
<b>1861.</b>		
Cells, Maitland Gaol ... ..	128 18 5	
Fencing Road, Raymond Terrace to Clarence Town ... ..	52 7 9	
Education—Denominational Schools ... ..	4,818 11 5	
Coroners—Contingencies ... ..	2 1 0	
Court Houses, &c., Country Districts ... ..	2,181 12 11	
Subordinate Roads ... ..	41 10 1	
Bridge at Baw Baw ... ..	157 14 2	
Fencing Road, Raymond Terrace to Clarence Town ... ..	58 5 3	
Track, Clyde River to Araluen ... ..	15 12 0	
Police Services ... ..	12 0 0	
Road, Richmond to the Bridge ... ..	13 15 0	
Minor Bridges and Roads not classified ... ..	406 18 8	
		7,889 6 8
<b>1862.</b>		
Schedule C.—Roman Catholic Church ... ..	10 0 0	
Parliamentary Library ... ..	130 19 5	
Volunteers—Contingencies, Clothing, &c. ... ..	20 17 6	
Police Services ... ..	252 8 3	
Lunatic Asylum, Tarban—Contingencies ... ..	0 14 0	
Vaccine—Contingencies ... ..	5 16 8	
National Schools ... ..	111 14 0	
Denominational Schools ... ..	5,563 19 4	
Tamworth School of Arts ... ..	79 6 0	
Hospital, Newcastle ... ..	1,000 0 0	
Benevolent Society, Singleton and Patrick's Plains ... ..	50 0 0	
Coroners—Contingencies ... ..	10 7 0	
Post Office—Salaries ... ..	66 9 0	
Steam Postal Communication <i>via</i> Suez ... ..	2,869 0 1	
Stores and Stationery ... ..	2 0 0	
Light-house, Gabo Island ... ..	2 16 9	
Light-house, Wilson's Promontory... ..	43 3 3	
Commission on Land Sales, &c. ... ..	32 9 0	
Immigration—Contingencies ... ..	2 7 0	
Gold Fields—Contingencies ... ..	3 0 0	
Subordinate Roads—		
Northern ... ..	211 18 8	
Western ... ..	533 2 2	
Southern ... ..	1,173 7 10	
Minor Bridges and Roads not classified ... ..	28 17 6	
Subordinate Roads—Vote of £24,000 ... ..	308 6 5	
Fencing Road, Goulburn to Wheeo ... ..	3 13 6	
Carried forward ... ..	£ 12,516 13 4	
Carried forward ... ..	£	78,991 11 7

STATEMENT—*continued.*

SERVICE.	AMOUNT.	TOTAL.
	£ s. d.	£ s. d.
1862.		
Brought forward ... ..	.....	78,991 11 7
Brought forward ... ..	12,516 13 4	
Fencing Road through Flett's property, at Taree ... ..	130 9 6	
Purchase of Land for General Cemetery, Haslem's Creek ... ..	99 10 9	
Patents—Lithographing ... ..	8 18 0	
Repairs, Painting, &c., to Wharfs, Bridges, &c. ... ..	396 17 4	
Pilot Station, Moruya ... ..	170 0 0	
Roads—Construction and Maintenance—		
Main Western Road ... ..	2,512 10 11	
Mudgee Road ... ..	538 0 6	
Tolls and Ferries ... ..	559 14 3	
Bridge over the Paterson, at Clark's Crossing ... ..	29 10 6	
Bridge over the Billybong ... ..	151 19 0	
Bridge at Moulamein ... ..	335 4 6	
Alterations, Additions, and Repairs to Public Buildings generally	16 8 6	
Bridge over Upper Tumut ... ..	560 18 4	
Court Houses, Lock-ups, and Gaols in the Country Districts ... ..	1,172 11 0	
Additions, &c., to Lunatic Asylum, Parramatta ... ..	20 15 1	
Expenses under the "Cattle Disease Prevention Act of 1861" ... ..	2 11 0	
Long Bay Road ... ..	10 8 6	
Bridge over the Macquarie, at Dubbo ... ..	1,025 1 3	
Glebe Island Road ... ..	87 0 3	
		20,345 2 6
1863.		
Schedule B. ... ..	773 7 0	
Schedule B—Supplement ... ..	230 10 8	
Schedule C—		
Church of England ... ..	1,599 6 7	
Roman Catholic Church ... ..	923 6 8	
His Excellency the Governor—Contingencies ... ..	50 14 3	
Legislative Council and Assembly—Contingencies ... ..	84 18 11	
Parliamentary Library—Contingencies ... ..	25 12 0	
Military Allowance ... ..	1,859 15 0	
Volunteers ... ..	460 0 0	
Police—Votes ... ..	22,819 14 9	
Gaol, Sydney—Contingencies ... ..	46 1 0	
Gaol, Parramatta—Contingencies ... ..	186 6 4	
Gaol, Bathurst—		
Salaries ... ..	299 0 3	
Contingencies ... ..	144 13 6	
Gaol, Maitland—Contingencies ... ..	123 5 11	
Gaol, Goulburn—		
Salaries ... ..	161 4 3	
Contingencies ... ..	68 3 8	
Gaol, Albury—		
Salaries ... ..	51 19 4	
Contingencies ... ..	236 8 5	
Gaol, Braidwood—		
Salaries ... ..	72 4 7	
Contingencies ... ..	41 17 10	
Gaol, Mudgee—		
Salaries ... ..	56 3 10	
Contingencies ... ..	24 15 3	
Gaol, Grafton—		
Salaries ... ..	35 3 0	
Contingencies ... ..	70 1 3	
Gaol, Wollongong—		
Salaries ... ..	31 16 4	
Contingencies ... ..	101 18 3	
Gaol, Armidale—		
Salaries ... ..	31 16 4	
Contingencies ... ..	45 17 0	
Carried forward ... ..	£ 30,656 2 2	
Carried forward ... ..		£ 99,336 14 1

## STATEMENT—continued.

SERVICE.	AMOUNT.	TOTAL.
	£ s. d.	£ s. d.
1863.		
Brought forward	.....	99,336 14 1
Brought forward ...	30,656 2 2	
Gaol, Wagga Wagga—		
Salaries	41 17 10	
Contingencies	34 4 3	
Gaol, Eden—		
Salaries	31 16 4	
Contingencies	29 1 0	
Gaol, Yass—		
Salaries	49 16 10	
Contingencies	43 4 6	
Gaol, Deniliquin—		
Salaries	30 4 6	
Contingencies	0 16 8	
Gaol, Gundagai—Salaries	29 18 0	
Gaol, Tamworth—Salaries	20 3 0	
Gaol, Orange—Salaries	20 3 0	
Gaol, Tenterfield—Contingencies	3 17 9	
Gaols, Country Districts—Salaries...	95 3 1	
Allowance to Medical Board, Lunatic Asylums	59 0 0	
Lunatic Asylum, Tarban—Contingencies	31 18 0	
Vaccine Institution—		
Salaries	1,453 13 1	
Contingencies	14 14 0	
Auditor General—Contingencies	1 0 0	
Registrar General—		
Salaries	50 0 0	
Contingencies	834 13 10	
Observatory—		
Salaries	370 18 10	
Incidental	120 14 11	
Colonial Agent—		
Salaries	250 0 0	
Contingencies	75 0 0	
National Schools	33 19 2	
Denominational Schools	5,128 13 4	
Roman Catholic Orphan School—		
Salaries	178 5 8	
Contingencies	1,098 19 6	
Asylums for the Infirm and Destitute	1,275 19 3	
To supplement the present Annual Endowment of £1,000 to the		
Australian Museum	100 0 0	
In aid of the Yass Mechanics' Institute	57 5 6	
In aid of the Bathurst School of Arts	62 10 0	
In aid of the Acclimatization Society of New South Wales	178 8 0	
For the support of Women and Children in the Benevolent		
Asylum, Sydney	907 0 0	
For the support of Paupers in the Colonial Hospitals	1,429 3 4	
In support of the Benevolent Society, Sydney	4,282 6 6	
For the support of Infants removed from the Benevolent Asylum,		
Sydney, to the Asylum for Destitute Children, at		
Randwick	168 10 4	
In aid of the Asylum for Destitute Children, at Randwick	508 15 0	
In aid of Hospitals—		
Windsor	50 0 0	
Newcastle...	190 9 0	
Wagga Wagga—Erection	550 0 0	
Do. in aid of	200 0 0	
Port Macquarie	26 17 9	
Yass	98 2 6	
Armidale and New England	86 1 11	
Sofala	107 17 0	
Carried forward	£ 51,067 5 4	
Carried forward ...	... .. £	99,336 14 1

STATEMENT—*continued.*

SERVICE.	AMOUNT.			TOTAL.		
	£	s.	d.	£	s.	d.
<b>1863.</b>						
Brought forward ... ..				99,336	14	1
Brought forward	51,067	5	4			
<i>In aid of Hospitals—continued.</i>						
Kiandra	109	2	0			
Deniliquin	200	0	0			
Carcoar	200	0	0			
Maitland	30	18	0			
Parramatta	90	1	4			
Bathurst	84	11	11			
Goulburn	70	15	6			
Mudgee	100	0	0			
Wellington	100	0	0			
Young	300	0	0			
Grafton—Erection	200	0	0			
In aid of the Benevolent Society, Singleton and Patrick's Plains	200	0	0			
In aid of the Benevolent Society, Tamworth	150	0	0			
In aid of the Penrith Hospital and Benevolent Society	118	19	6			
Municipal Council, Sydney, in aid of the City Funds	5,000	0	0			
Expenses attending the preparation of the Electoral Lists	56	3	6			
St. Paul's College Endowment, 18 Vict., No. 37	41	13	4			
St. John's College Endowment, 18 Vict., No. 37	41	13	4			
Law Officers of the Crown—						
Salaries	52	16	8			
Contingencies	58	5	0			
Supreme and Circuit Courts—Contingencies	71	15	6			
Sheriff—Contingencies	21	17	4			
District Courts—						
Salaries	585	16	8			
Contingencies	132	6	10			
Coroners—						
Salaries	45	6	8			
Contingencies	767	2	3			
Treasury—Contingencies	1	11	0			
Customs—						
Salaries	12	0	0			
Contingencies	15	0	6			
Sydney Branch of the Royal Mint—Contingencies	402	0	0			
Gold Receivers—Salaries	121	5	0			
Post Office—						
Salaries	2,206	8	3			
Contingencies	257	16	5			
Conveyance of Mails	15,858	5	1			
Steam Postal Communication with Great Britain <i>via</i> Suez	18,043	9	5			
Money Order Department—						
Salaries	75	0	0			
Contingencies	97	19	5			
Stores and Stationery, and Conveyance of Stores	3,123	1	0			
Government Printer—Wages and Contingencies	334	1	9			
Postage Stamps—Salaries and Contingencies	283	8	3			
Health Officers—Salaries	183	6	8			
Steam Navigation and Pilot Boards—						
Salaries	49	7	0			
Contingencies	2	0	0			
Library	2	1	0			
Light Houses—Salaries	503	5	4			
Light House, Gabo Island	293	8	7			
Do. Wilson's Promontory	420	15	0			
Harbours, Light Houses, and Pilot Department—Contingencies	131	10	8			
Postage of Public Departments	390	3	2			
Carried forward	£ 102,703	14	2			
Carried forward				£ 99,336	14	1

## STATEMENT—continued.

SERVICE.	AMOUNT.	TOTAL.
1863.	£ s. d.	£ s. d.
Brought forward...	.....	99,336 14 1
Brought forward	102,703 14 2	
For the transmission of Telegraphic Messages	247 16 7	
Unforeseen Expenses	110 0 0	
Expense of carrying on the Coast Surveys	550 18 3	
Department of Lands—Contingencies	155 4 4	
Survey of Lands	9,583 4 7	
Commission to Land Agents and others, and for Advertising	2,679 8 9	
Occupation of Lands—		
Salaries	6 13 4	
Contingencies	429 1 7	
Immigration Department—		
Salaries	14 11 8	
Contingencies	139 7 1	
Gold Fields—		
Salaries	1,731 9 8	
Contingencies	933 8 1	
Management of Alpacas—		
Salaries	157 10 0	
Contingencies	93 8 7	
Coal Fields—		
Salaries	158 6 8	
Contingencies	77 6 2	
Botanic Gardens—		
Contingencies	70 17 0	
Lodge	160 0 0	
Domains and Hyde Park—Contingencies	281 3 10	
Improvement of Hyde Park	68 1 0	
Subordinate Roads—		
Metropolitan	380 12 5	
Northern	5,276 18 2	
Southern	5,653 18 0	
Western	2,362 11 0	
Minor Bridges and Roads not classified	3,336 3 11	
Alignment Posts for Towns	102 13 6	
Aborigines	116 17 0	
Department of Public Works—Contingencies	162 10 0	
Railways :—		
General Establishment—Salaries	25 0 0	
Do. Contingencies	2 10 0	
Working Expenses—Existing Lines	24,494 10 11	
Harbours and River Navigation :—		
Engineer's Department—Contingencies	3 5 0	
Steam Dredge "Hunter"—Contingencies	36 6 6	
Steam Dredge "Hercules"—Contingencies	156 9 4	
Steam Dredge "Pluto"—Contingencies	32 16 8	
Steam Cranes, Newcastle—Contingencies	84 13 11	
Preliminary Harbour Surveys	36 19 6	
Towards Survey and Improvement of Murrumbidgee and Darling Rivers	1,190 10 9	
Ordinary Repairs, Alterations, and Additions to Public Buildings generally	1,429 15 11	
Furniture and Fittings for Public Offices generally	779 13 9	
Repairs to Military Barracks and Buildings	53 3 1	
Lighting Lamps, sweeping Chimneys, &c., Victoria Barracks	13 3 3	
Lighting Government Lamps in Streets of Sydney	108 18 9	
For providing Materials and Implements for employment of Prisoners	572 7 5	
Gaols, Court Houses, and Lock-ups, Country Districts	7,292 7 0	
For Repairs, Lunatic Asylum, Parramatta	708 9 5	
Roads and Bridges :—		
General Establishment—Contingencies	88 14 10	
Carried forward	£ 174,853 11 4	
Carried forward	£ 99,336 14 1	

## STATEMENT—continued.

SERVICE.	AMOUNT.			TOTAL.		
	£	s.	d.	£	s.	d.
1863.						
Brought forward ... ..				99,336	14	1
Brought forward ... ..	174,853	11	4			
Construction and Maintenance of Roads:—						
Main North Road ... ..	9,498	0	4			
Main South Road ... ..	8,814	9	9			
Main West Road ... ..	761	19	2			
Mudgee Road ... ..	3,390	15	2			
Road from John-street to Railway Bridge, Singleton... ..	700	0	0			
Repairs to, and painting of, Bridges ... ..	1,175	5	5			
Constructing and repairing Toll-bars ... ..	464	18	5			
Electric Telegraphs:—						
Establishment—Contingencies ... ..	342	10	0			
Working Expenses ... ..	7	13	7			
Fitz Roy Dock Establishment—Contingencies ... ..	466	13	10			
Lunatic Asylum, Parramatta—Contingencies ... ..	118	0	0			
Railways—Existing Lines:—						
Salaries ... ..	113	2	10			
Contingencies ... ..	3,314	18	9			
Assisted Immigration ... ..	8,923	3	0			
Establishment, Subordinate Roads ... ..	524	4	4			
Sheep Inspectors ... ..	350	4	0			
Land for Streets at Sofala ... ..	6	17	6			
Wall, Circular Quay ... ..	298	3	6			
Gunpowder Magazine, Spectacle Island ... ..	2,058	0	0			
Additions, Government Printing Office ... ..	127	7	6			
Water-closets, &c., Sydney Gaol ... ..	329	3	11			
Expenses under Cattle Disease Prevention Act ... ..	349	0	3			
Fencing Road, Wollongong to Kiama, through Perrott's Land ... ..	60	0	0			
Road, Windsor Ferry ... ..	10	19	8			
Fencing Road, Bathurst to Turon ... ..	92	16	0			
Main West Road to Glebe Island ... ..	657	5	9			
Fencing Road, Mudgee to Wellington ... ..	22	3	4			
Punt at Lismore ... ..	23	0	0			
Subordinate Roads—Balance of Vote ... ..	564	13	6			
Wharf at Gosford ... ..	157	7	0			
New Sheds, Colonial Stores... ..	79	19	4			
New Registry Office, Sydney ... ..	626	12	2			
Bridge at Young ... ..	789	2	0			
Streets through Crown Lands, Sydney ... ..	286	15	0			
Interest on Savings' Bank Deposits ... ..	1,169	17	2			
Compensation to Mrs. Mary Jones... ..	1,000	0	0			
Repairs, &c., to Wharfs, Bridges, &c. ... ..	497	15	2			
Fencing Road, Maitland to Mulbring ... ..	17	10	0			
Bridge over the Lachlan, at Forbes ... ..	4,603	0	6			
Fencing Road, Moruya to Boat Alley ... ..	29	8	0			
Police Stations ... ..	16	8	0			
Drainage, Sydney Gaol ... ..	11	8	8			
Post Office, Murrurundi ... ..	133	6	8			
Do. Orange ... ..	200	0	0			
Compensation for Sheep destroyed ... ..	1,440	9	0			
Refund of Amount paid for enclosing Campbelltown Reservoir ... ..	145	0	0			
Tolls and Ferries ... ..	1,602	1	0			
Fencing Road, Nowra to Burrier ... ..	99	0	0			
Punt at Tuross ... ..	70	0	0			
Benevolent Society, Muswellbrook... ..	100	0	0			
Repairs to Fitz Roy Bridge, near Goulburn ... ..	563	11	4			
Barrack Accommodation for Commanding Officer ... ..	186	0	0			
Repairs to Abattoir Road ... ..	265	12	9			
Punt, &c., Tom Ugly's Point, George's River ... ..	328	16	3			
Grassing Sand-hills near Sydney ... ..	9	12	10			
Additions and Alterations to Lunatic Asylum, Tarban ... ..	1,020	16	8			
Dam, Liverpool ... ..	355	6	5			
Erection of Post and Telegraph Offices ... ..	50	0	0			
Glebe Island Abattoirs—Contingencies ... ..	8	11	5			
Mechanics' Institute, Branxton ... ..	100	0	0			
Punt at Tabulam ... ..	140	0	0			
Cutting down Clarence-street ... ..	80	0	0			
				234,602	8	2
TOTAL ... ..	£	333,939	2	3		

## B.

STATEMENT of Outstanding Liabilities in the Books of the Treasury, on 31st December, 1864,  
on account of 1863 and Previous Years.

Folio in Ledger.	PARTICULARS.	AMOUNT.			TOTAL.		
		£	s.	d.	£	s.	d.
<b>1859 and Previous Years.</b>							
494	Aborigines, 1858 ... ..	2	0	0			
495	Commission on Land Sales, 1858 ... ..	0	18	6			
496	Do. do. 1859 ... ..	0	14	8			
755	Schedule C—Church of England, Diocese of Sydney, 1859	32	11	1			
756	Balance Account—Schedule A, Part 3, 1859 ... ..	2,290	13	6			
					2,326	17	9
<b>1860.</b>							
749	Volunteers—Salaries ... ..	1	1	0			
500	Punt for the Clarence River, at Grafton ... ..	182	5	0			
504	Punt at Yates' Flat, Clarence River ... ..	25	0	0			
491	Steam Dredge "Hunter"—Contingencies ... ..	12	0	0			
353	Punt at Lismore ... ..	7	5	0			
354	Roads and Bridges damaged by Floods ... ..	27	15	2			
511	Postage ... ..	0	9	7			
492	Colonial Storekeeper—Contingencies ... ..	3	3	10			
					258	19	7
<b>1861.</b>							
729	Premium for growth of Flax ... ..	200	0	0			
730	Electoral Lists ... ..	0	9	0			
349	Stables for Patrol Horses, Tambaroora ... ..	24	0	0			
490	Unforeseen Expenses ... ..	6	0	0			
351	Raymond Terrace to Seaham—Fencing ... ..	178	11	3			
					409	0	3
<b>1862.</b>							
698	Legislative Council Reading Room ... ..	92	17	0			
700	Volunteers—Forage for Mounted Rifles, on duty during absence of Mounted Patrol ... ..	20	17	6			
702	Vaccine Institution—Contingencies, Lymph ... ..	94	3	4			
487	Fuel and Light ... ..	1	2	3			
438	Gold Fields—Contingencies ... ..	17	0	0			
345	Bridge over Ana Branch, River Darling ... ..	500	0	0			
346	Fencing Cemetery at Walcha ... ..	56	5	0			
347	Purchase of Land for General Cemetery ... ..	133	6	2			
348	Expenses incurred under the "Cattle Disease Prevention Act of 1861" ... ..	1	10	0			
					917	1	3
<b>1863.</b>							
573	Schedule C—Roman Catholic Church ... ..	110	15	0			
607	Sydney Gaol—Contingencies ... ..	812	9	7			
635	Registrar General—Contingencies ... ..	1	6	8			
638	Observatory—Magnetic Survey ... ..	100	0	0			
413	Steam Postal Communication, <i>via</i> Suez ... ..	1,956	10	7			
427	Unforeseen Expenses ... ..	7	2	2			
426	Harbours, Light Houses, and Pilot Department—Library	88	16	0			
429	Erection of Signal Post, Newcastle ... ..	20	0	0			
430	Swinging Moorings for adjusting Ships' Compasses	200	0	0			
435	Assisted Immigration ... ..	50,158	10	0			
316	Government Domains and Hyde Park—Contingencies	2	3	8			
216	Metropolitan Roads ... ..	30	9	11			
258	Fencing Road from Raymond Terrace and Clarence Town Road to Raymond Terrace and Stroud Road ... ..	347	8	0			
268	Repairs, Painting, &c., to Wharfs and Bridges ... ..						
140	Punt, &c., Tom Ugly's Point, George's River ... ..	1	3	9			
342	Bridge over the Lachlan at Forbes ... ..	396	19	6			
591	Harbour Defences ... ..	38	10	1			
276	Main North Road ... ..	100	0	0			
474	Electric Telegraph—Contingencies ... ..	12	15	0			
					54,384	19	11
	TOTAL ... ..	£	58,296	18	9		

The Treasury, New South Wales,  
Sydney, 16th January, 1865.

JAMES THOMSON,  
Accountant.





## C.

## TREASURER AND SECRETARY FOR FINANCE AND TRADE to HIS EXCELLENCY THE GOVERNOR AND THE EXECUTIVE COUNCIL.

*The Treasury, New South Wales,  
1 August, 1864.*

THE Honorable the Treasurer submits to His Excellency the Governor and the Executive Council, a Statement, furnished by the Auditor General, of Votes and Balances of Votes of 1863 and previous years, which remained as liabilities in the books of his department, on the 30th June last, together with Statements compiled in the Treasury, by the Accountant, shewing the payments which have been made direct therefrom, during the month of July (including the June Drafts by Public Officers against credits in their favour with the Bank of New South Wales), under the new system of keeping the Public Accounts, in reduction of those liabilities, and the balances which thereafter remain.

As the Treasurer considers it desirable that all unnecessary and uncertain liabilities previous to 1864 be written off, so that the Public Accounts may be no longer embarrassed with them, he recommends that the undermentioned sums, details of which are given in the accompanying Statements, be so dealt with in the books of the Treasury and Audit Office, and that instructions be conveyed, in the usual manner, to the Auditor General, to that effect.

	£	s.	d.	£	s.	d.
Liabilities of 1859 and previous years—						
Whole Votes	700	0	0			
Balances of broken Votes...	9,610	19	3			
				10,310	19	3
Liabilities of 1860—						
Whole Votes	1,590	0	0			
Balances of broken Votes...	10,789	15	0			
				12,379	15	0
Liabilities of 1861—						
Whole Votes	6,100	0	0			
Balances of broken Votes...	13,397	14	11			
				19,497	14	11
Liabilities of 1862—						
Whole Votes	6,988	1	8			
Balances of broken Votes...	33,129	2	11			
				40,117	4	7
Liabilities of 1863—						
Whole Votes	24,162	8	2			
Balances of broken Votes...	94,289	11	0			
				118,451	19	2
Amounting in all to the sum of ...				200,757	12	11

As it is, however, probable that claims may, from time to time, during the present year, be preferred against some of those Votes and Balances of Votes proposed to be written off, which must be liquidated, the Treasurer further recommends that authority be given for the payment of all such proper claims to the extent of the sums written off, and that provision be made in the next Supplementary Estimate submitted to Parliament, for payments of this nature.

G. EAGAR,  
Treasurer.

Minute 64-30, 2nd August, 1864.—Confirmed, 10th August, 1864.

For the reasons herein stated, and upon the recommendation of the Honorable the Colonial Treasurer, the Executive Council advise that authority be granted to write off in the books of the Treasury and Audit Office, all unexpended Votes and Balances of Votes previous to 1864, amounting in the whole, as appears from the statements herewith submitted, to the sum of £200,757 12s. 11d.

The Council having also in view the possibility of claims being preferred from time to time, during the present year, against some of these Votes, which must be liquidated, advise that authority be granted for payment of all such properly vouched claims to the extent of the sums written off, and provision made for the same in the next Estimates submitted to Parliament.

13 Aug., /64.

Approved—J.Y.

ALEX. C. BUDGE,  
Clerk of the Council.

STATEMENT shewing the Votes and Balances of Votes which remained as Liabilities in the Books of the Audit written off in the

Day Ledger Folio, Treasury.	Day Ledger Folio, A. O.	SERVICES.	Whole Appropriations undrawn to 30 June.	Balances of Appropriations operated upon to 30 June.
			£ s. d.	£ s. d.
<b>1859 and Previous Years.</b>				
755	37	Schedule C—Church of England, Diocese of Sydney, 1859		32 11 1
756	255	Balance Account—Schedule A, Part 3		3,552 1 3
757	342	Old unpaid Claims in Warrant—1858 and previous years		2,758 0 11
494	360	Aborigines, 1858 ( <i>claimed</i> )		2 0 0
758	360	Coroners—Contingencies, 1859		19 0 6
495	399	Commission on Land Sales, 1858 ( <i>claimed</i> )		0 18 6
496	399	Do. 1859 ( <i>claimed</i> )		0 14 8
553	496	Watch House, Gayndah, 1858	400 0 0	
552	514	Navigation of the Rivers Murray and Murrumbidgee, 1858		5 0 0
549	544	Monument to the memory of the late Dr. Leichhardt, 1859	300 0 0	
555	650	Streets through Crown Lands, City of Sydney, 1856		6,007 4 10
554	672	Court House, Gayndah, 1858		788 11 9
551	675	Designs for Houses of Parliament, 1859, <i>voted in</i> 1864		24 16 3
497	675	Survey of Lands—Salaries, 1858 (due to Bank)		8 5 0
			700 0 0	13,199 4 9
<b>1860.</b>				
	No. 1.			
750	97	Police Services generally		457 6 0
751	178	Observatory—Meridian Mark		86 5 6
749	258	Volunteers—Salaries ( <i>claimed</i> )		1 1 0
	No. 2.			
495	115	Rewards for the Discovery of New Gold Fields		2,050 0 0
499	129	Bridge over the Bell River, at Molong		265 4 1
501	130	Bridge over the Richmond River, at Casino	720 0 0	
500	133	Punt for the Clarence River, at Grafton ( <i>claimed</i> )		182 5 0
503	134	Exploration of the Interior of New Holland	500 0 0	
504	140	Punt at Yates' Flat, Clarence River ( <i>claimed</i> )		25 0 0
491	180	Steam Dredge, Hunter—Contingencies ( <i>claimed</i> )		12 0 0
505	187	Kiandra Roads		1,166 7 9
509	205	Repairs to Military Buildings		64 6 7
510	223	Repairs to Mint Buildings		8 1 0
511	230	Lantern and Apparatus for Light-house, Twofold Bay	250 0 0	
512	242	Jetty at Ulladulla	120 0 0	
513	247	Dyke, Hunter River		127 5 8
353	263	Punt at Lismore ( <i>claimed</i> )		7 5 0
515	275	Police Buildings, Snowy River		2,143 5 10
354	506	Roads and Bridges damaged by Floods ( <i>claimed</i> )		27 15 2
519	307	Surveys of unproclaimed portions of Main Roads		479 17 7
511	327	Postage ( <i>claimed</i> )		0 9 7
492	330	Colonial Storekeeper—Contingencies ( <i>claimed</i> )		3 3 10
521	355	Southern Roads		1,331 13 10
527	360	Western Roads		282 2 6
531	367	Northern Roads		654 17 3
539	371	Minor Bridges and Roads not classified		119 10 4
512	374	Commission on Land Sales		54 16 7
543	375	Gaols and Court Houses, Country Districts		1,771 2 1
			1,590 0 0	11,321 2 2
<b>1861.</b>				
727	10	Schedule C—Roman Catholic Church		16 13 4
728	99	Police Services generally		825 15 2
729	243	Premium for Growth of Flax ( <i>claimed</i> )	200 0 0	
730	246	Electoral Lists ( <i>claimed</i> )		0 9 0
733	368	Law Officers—Contingencies		373 10 6
731	372	Military Expedition, Lambing Flat, 1st		8 0 0
732	374	Denominational Schools ( <i>claimed</i> )		4,818 11 5
505	427	Sydney Mint—Salaries		232 8 3
506	464	Do. Contingencies		173 12 11
		Carried forward	£ 200 0 0	6,449 0 7

FINANCE.

Office, on the 30th June, 1864; the Payments since made; the Balances and the Amounts proposed to be retained or Books of the Treasury.

Paid since.	Present Balances.		Proposed to Retain.		Proposed to Write off.	
	Whole Votes.	Broken Votes.	Whole Votes.	Broken Votes.	Whole Votes.	Broken Votes.
£ s. d.	£ s. d.	£ s. d.	£ s. d.	£ s. d.	£ s. d.	£ s. d.
1,261 7 9		32 11 1 2,290 13 6 2,758 0 11 2 0 0 19 0 6 0 18 6 0 14 8 400 0 0 300 0 0		32 11 1 2,290 13 6 2 0 0 0 18 6 0 14 8		2,758 0 11 19 0 6 5 0 0 6,007 4 10 788 11 9 24 16 3 8 5 0
1,261 7 9	700 0 0	11,937 17 0		2,326 17 9	700 0 0	9,610 19 3
265 4 1	720 0 0 500 0 0	457 6 0 86 5 6 1 1 0 2,050 0 0 182 5 0 25 0 0 12 0 0 1,166 7 9 64 6 7 8 1 0		1 1 0 182 5 0 25 0 0 12 0 0		2,050 0 0 720 0 0 500 0 0 1,166 7 9 64 6 7 8 1 0
7 3 6	250 0 0 120 0 0	127 5 8 7 5 0 2,143 5 10 27 15 2 472 14 1 0 9 7 3 3 10 1,331 13 10 282 2 6 654 17 3 119 10 4 54 16 7 1,771 2 1		7 5 0 27 15 2 0 9 7 3 3 10		127 5 8 2,143 5 10 472 14 1 1,331 13 10 282 2 6 654 17 3 119 10 4 54 16 7 1,771 2 1
272 7 7	1,590 0 0	11,048 14 7		258 19 7	1,590 0 0	10,789 15 0
4,818 11 5	200 0 0	16 13 4 825 15 2 0 9 0 373 10 6 8 0 0 232 8 3 173 12 11		0 9 0		16 13 4 825 15 2 373 10 6 8 0 0 232 8 3 173 12 11
4,818 11 5	200 0 0	1,630 9 2	200 0 0	0 9 0		1,630 0 2

## STATEMENT, &amp;c.—continued.

Day Ledger Folio, Treasury.	Day Ledger Folio, A. O.	SERVICES.	Whole Appropriations undrawn to 30 June.		Balances of Appropriations operated upon to 30 June.		
			£	s. d.	£	s. d.	
		<b>1861.</b>					
		Brought forward ... ..	200	0 0	6,449	0 7	
439	589	Fencing Road, Bathurst to Rockley ... ..	150	0 0			
440	592	Bridge at Carcoar ... ..			289	10 0	
441	597	Do. Cowra ... ..			1,425	6 0	
443	598	Punt at Seaham ... ..			11	0 0	
444	605	Track, Clyde to Araluen ... ..			91	3 1	
445	613	Fitz Roy Bridge ... ..			26	17 3	
447	654	King-street, and Gates to Domain ... ..	1,500	0 0			
449	656	Repairs, Public Buildings ... ..			171	6 7	
450	671	Post Office, West Maitland ... ..			96	17 5	
451	676	Quarters for Landing Waiter, Eden ... ..	400	0 0			
452	677	Machinery, Government Printing Office—Erection of ... ..	100	0 0			
453	684	Repairs, Military Buildings ... ..			132	10 11	
454	704	Diving Dresses ... ..			147	8 0	
455	707	Extension of Dyke, Hunter River ... ..			437	0 0	
456	715	Wharf at Windsor ... ..			1	17 0	
457	717	Stables for Native Police Horses, New England ... ..	150	0 0			
458	719	Court House, Bombala—Alterations ... ..			1	9 0	
459	720	Watch-house, Murrumburrah ... ..			125	19 0	
460	721	Do. Wyagdon ... ..			120	0 0	
349	722	Stables for Patrol Horses, Tambaroora ( <i>due to Bank</i> ) ... ..			24	0 0	
461	725	Government Stores—Fittings for ... ..			332	11 7	
462	726	Abattoir, Glebe Island—Alterations ... ..			260	4 11	
463	729	Additional Cells, Maitland Gaol ... ..	800	0 0			
464	745	Fencing Road, Grafton to Casino ... ..			12	0 0	
490	755	Unforeseen Expenses ( <i>claimed</i> ) ... ..			6	0 0	
507	765	Standard Weights and Measures ... ..	3,000	0 0			
467	793	Northern Roads ... ..			982	0 11	
473	797	Western Roads ... ..			211	19 9	
477	808	Minor Roads (not classified) ... ..			380	19 3	
446	812	Southern Roads ... ..			20	11 11	
351	822	Raymond Terrace to Seaham—Fencing ( <i>claimed</i> ) ... ..			230	19 0	
483	838	Court Houses, Gaols, &c., under District Courts Act ... ..			6,371	10 4	
508	871	Commission on Sales of Land, &c. ... ..			208	10 2	
			6,300	0 0	18,568	12 8	
		<b>1862.</b>					
698	65	Legislative Council Reading Room ... ..			92	17 0	
699	360	Denominational Schools ( <i>claimed</i> ) ... ..			4,283	10 0	
700	169	Volunteers—Forage for Mounted Rifles on duty during absence of Mounted Patrol ( <i>claimed</i> ) ... ..			20	17 6	
703	207	Benevolent Asylum, Wee Waa—in aid of erection ... ..	150	0 0			
704	212	Hot and Cold Baths, Sydney Infirmary—in aid of erection ... ..	300	0 0			
705	219	Mechanics' Institute, Tainworth—in aid of erection ... ..			95	17 0	
706	221	School of Arts, Albury—in aid of erection ... ..			314	11 6	
707	220	Mechanics' School of Arts, Albury—Building Fund ... ..			156	4 3	
708	222	School of Arts, Bathurst—in aid of erection ... ..			21	0 0	
709	223	School of Arts, Waverley—in aid of erection ... ..			74	4 6	
710	224	Mechanics' Institute, Yass—in aid of erection ... ..	100	0 0			
		( <i>Not supposed to be wanted—see Appropriation Act, page 10, item £400 for Yass Mechanics' Institute.</i> )					
711	225	Mechanics' Institute, Yass—Building Fund ... ..	1,000	0 0			
712	354	Observatory—Magnetic Survey ... ..			82	5 0	
713	354	Do. Transit Theodolite ... ..	40	0 0			
714	363	Deficiency in Police Votes, 1862 ... ..			36	8 7	
701	372	Benevolent Society, Singleton and Patrick's Plains—in aid ( <i>claimed</i> ) ... ..	50	0 0			
702	373	Vaccine Institutions—Contingencies—Lymph ( <i>claimed</i> ) ... ..			94	3 4	
715	365	Law Officers—Contingencies—Law Expenses ... ..			20	0 0	
499	423	Sydney Branch of the Royal Mint—Salaries ... ..			34	16 8	
500	424	Do. do. Contingencies ... ..			65	10 3	
487	464	Fuel and Light ( <i>claimed</i> ) ... ..			1	2 3	
501	522	Unforeseen Expenses ... ..			100	19 5	
503	599	Occupation of Lands—Salaries ... ..			272	19 2	
		Carried forward ... ..	£	1,640	0 0	5,767	6 5

Paid since.	Present Balances.		Proposed to Retain.		Proposed to Write off.	
	Whole Votes.	Broken Votes.	Whole Votes.	Broken Votes.	Whole Votes.	Broken Votes.
£ s. d.	£ s. d.	£ s. d.	£ s. d.	£ s. d.	£ s. d.	£ s. d.
4,818 11 5	200 0 0 150 0 0	1,630 9 2	200 0 0	0 9 0	1,630 0 2	
		289 10 0			289 10 0	
		1,425 6 0			1,425 6 0	
		11 0 0			11 0 0	
		91 3 1			91 3 1	
		26 17 3			26 17 3	
	1,500 0 0				1,500 0 0	
		171 6 7			171 6 7	
		96 17 5			96 17 5	
	400 0 0				400 0 0	
	100 0 0				100 0 0	
		132 10 11			132 10 11	
		147 8 0			147 8 0	
		437 0 0			437 0 0	
		1 17 0			1 17 0	
	150 0 0				150 0 0	
		1 9 0			1 9 0	
		125 19 0			125 19 0	
		120 0 0			120 0 0	
		24 0 0		24 0 0		
		332 11 7			332 11 7	
		260 4 11			260 4 11	
	800 0 0				800 0 0	
		12 0 0			12 0 0	
		6 0 0		6 0 0		
	3,000 0 0				3,000 0 0	
		982 0 11			982 0 11	
		211 19 9			211 19 9	
		380 19 3			380 19 3	
		20 11 11			20 11 11	
		230 19 0		230 19 0		
38 10 3		6,333 0 1		52 8 1	6,280 12 0	
		208 10 2			208 10 2	
4,857 1 8	6,300 0 0	13,711 11 0	200 0 0	313 16 1	6,100 0 0	13,397 14 11
4,283 10 0		92 17 0		92 17 0		
		20 17 6		20 17 6		
	150 0 0				150 0 0	
	300 0 0				300 0 0	
		95 17 0			95 17 0	
		314 11 6			314 11 6	
		156 4 3			156 4 3	
		21 0 0			21 0 0	
		74 4 6			74 4 6	
	100 0 0				100 0 0	
	1,000 0 0				1,000 0 0	
		82 5 0			82 5 0	
	40 0 0				40 0 0	
33 3 7		3 5 0			3 5 0	
50 0 0						
		94 3 4		94 3 4		
		20 0 0			20 0 0	
		34 16 8			34 16 8	
		65 10 3			65 10 3	
		1 2 3		1 2 3		
		100 19 5			100 19 5	
		272 19 2			272 19 2	
4,366 13 7	1,590 0 0	1,450 12 10		209 0 1	1,590 0 0	1,241 12 9

STATEMENT, &c.—*continued.*

Day Ledger Folio, Treasury.	Day Ledger Folio, A. O.	SERVICES.	Whole Appropriations undrawn to 30 June.			Balances of Appropriations operated upon to 30 June.		
			£	s.	d.	£	s.	d.
		<b>1862.</b>						
		Brought forward ... ..	1,640	0	0	5,767	6	5
488	625	Gold Fields—Contingencies ( <i>claimed</i> ) ... ..				17	0	0
489	627	Gold Escort and Conveyance—Unforeseen Expenses ... ..				45	7	3
355	643	Sydney or Metropolitan Roads ... ..				158	1	10
357	651	Northern Roads ... ..				1,366	10	3
363	664	Western Roads ... ..				1,708	12	2
377	671	Completion of the Long Bay Road ... ..				217	6	2
371	675	Southern Roads ... ..				1,691	14	5
378	688	Formation of Bulga Road ... ..	500	0	0			
350	689	Grassing of Sand Hills near Sydney ... ..	300	0	0			
352	690	Special Works on Road from Albury to Wagga Wagga ... ..				1	14	6
379	692	Erection of a Bridge at Booligal, on the Lachlan ... ..	500	0	0			
380	695	Bridge over Upper Tumut ... ..	600	0	0			
345	693	Bridge over Ana Branch, River Darling ( <i>claimed</i> ) ... ..	500	0	0			
381	695	Fencing Road through Walsh's land ... ..	12	0	0			
383	697	Road from Yass to Young ... ..	1,000	0	0			
346	698	Fencing Cemetery at Walcha ( <i>claimed</i> ) ... ..	56	5	0			
385	699	Extension of Cleveland-street to the Randwick Road... ..	500	0	0			
382	701	Formation of Phillip-street ... ..				87	10	0
387	702	Streets through Crown Lands, City of Sydney... ..				981	0	0
386	704	Bridge at Clark's Crossing-place, Paterson ... ..				6	17	9
389	705	Bridge over the Wollondilly River ... ..	1,000	0	0			
390	706	Bridge at Tenterfield ... ..	500	0	0			
391	707	Bridge over Macquarie River, at Dubbo ... ..				7,615	17	5
393	712	Compensation to Chinese, for loss sustained during the Burran- gong Riots ... ..				1,654	6	7
394	713	Fencing Road passing through Mr. Flett's property at Taree... ..				63	11	6
395	759	Bridge at Moulamein ... ..				235	4	6
396	714	Fencing portion of line of Road from Goulburn to Wheeo, passing through Mr. Shepherd's land ... ..				15	0	8
397	715	Fencing portion of the Road from Goulburn to Wheeo, which passes through enclosures ... ..	100	0	0			
347	717	Purchase of Land for General Cemetery ( <i>6d. due Bank</i> )— ( <i>claimed</i> ) ... ..				232	16	11
398	719	Iron Railing round Wynyard Square ... ..				12	10	10
493	743	Roads Department, General Establishment—Contingencies ... ..				54	0	0
		Construction and Maintenance of Roads:—						
399	751	Main Western Road ... ..				1,250	11	9
401	762	Mudgee Road ... ..				530	11	6
402	757	Erection of Beckett's Bridge ... ..				2	16	0
403	760	Bridge over the Billabong at Wanganella ... ..				494	15	0
498	771	Colonial Architect—Contingencies ... ..				238	18	10
405	773	Repairs, Alterations, and Additions to Public Buildings generally ... ..				297	17	7
407	790	Court Houses, Lock-ups, and Gaols in the Country Districts... ..				5,084	12	10
411	792	Additions to Lunatic Asylum, Tarban Creek ... ..				385	8	11
412	799	Erection of three Sheds in Botanic Gardens ... ..				258	15	0
413	801	Reshingling and general repairs to the Central Police Buildings ... ..				186	1	2
414	802	Repairing and painting the Hulk "Harmony" ... ..				203	1	11
415	803	Quarters for Superintendent and Overseer of Roads, Kiandra Gold Fields ... ..	150	0	0			
416	805	Post Office Accommodation, Morpeth ... ..	400	0	0			
417	806	Repairs, Protestant Orphan School, Parramatta ... ..				735	7	9
419	809	Quarters for Customs Officer at Broken Bay ... ..	117	0	0			
421	810	Court and Watch Houses not under the District Courts Act ... ..				5,929	13	1
420	817	Fencing Cemetery at Howlong ... ..	80	0	0			
425	845	Repairs to Glebe Island Road ... ..				87	0	3
426	846	Laying down Moorings, Harbour of Newcastle ... ..				279	8	3
427	849	Wharf at Kempsey ... ..				70	10	6
428	850	Wharf at Balmain ... ..	200	0	0			
429	856	Subordinate Roads (Vote of £24,000) ... ..				802	5	11
348	877	Expenses incurred under the Cattle Disease Prevention Act of 1861 ( <i>claimed</i> ) ... ..				2	9	0
433	885	Special Grants to Minor Bridges and Roads not classified ... ..				319	18	9
438	893	Fencing Road from Nowra to Greenwell Point ... ..				5	0	6
			8,155	5	0	39,097	13	8

FINANCE.

Paid since.	Present Balances.		Proposed to Retain.		Proposed to Write off.	
	Whole Votes.	Broken Votes.	Whole Votes.	Broken Votes.	Whole Votes.	Broken Votes.
£ s. d.	£ s. d.	£ s. d.	£ s. d.	£ s. d.	£ s. d.	£ s. d.
4,366 13 7	1,590 0 0	1,450 12 10	.....	209 0 1	1,590 0 0	1,241 12 9
.....	.....	17 0 0	.....	17 0 0	.....	.....
.....	.....	45 7 3	.....	.....	.....	45 7 3
.....	.....	158 1 10	.....	.....	.....	158 1 10
37 11 10	.....	1,328 18 5	.....	.....	.....	1,328 18 5
12 7 10	.....	1,696 4 4	.....	.....	.....	1,696 4 4
.....	.....	217 6 2	.....	.....	.....	217 6 2
.....	.....	1,691 14 5	.....	.....	.....	1,691 14 5
.....	500 0 0	.....	.....	.....	500 0 0	.....
.....	300 0 0	.....	.....	.....	300 0 0	.....
.....	.....	1 14 6	.....	.....	.....	1 14 6
.....	500 0 0	.....	.....	.....	500 0 0	.....
560 18 4	39 1 8	.....	.....	.....	39 1 8	.....
.....	500 0 0	.....	500 0 0	.....	.....	.....
.....	12 0 0	.....	.....	.....	12 0 0	.....
.....	1,000 0 0	.....	.....	.....	1,000 0 0	.....
.....	56 5 0	.....	56 5 0	.....	.....	.....
.....	500 0 0	.....	.....	.....	500 0 0	.....
.....	.....	87 10 0	.....	.....	.....	87 10 0
.....	.....	981 0 0	.....	.....	.....	981 0 0
.....	.....	6 17 9	.....	.....	.....	6 17 9
.....	1,000 0 0	.....	.....	.....	1,000 0 0	.....
.....	500 0 0	.....	.....	.....	500 0 0	.....
.....	.....	7,615 17 5	.....	.....	.....	7,615 17 5
.....	.....	1,654 6 7	.....	.....	.....	1,654 6 7
.....	.....	63 11 6	.....	.....	.....	63 11 6
.....	.....	235 4 6	.....	.....	.....	235 4 6
.....	.....	15 0 8	.....	.....	.....	15 0 8
.....	100 0 0	.....	.....	.....	100 0 0	.....
.....	.....	232 16 11	.....	232 16 11	.....	.....
.....	.....	12 10 10	.....	.....	.....	12 10 10
.....	.....	54 0 0	.....	.....	.....	54 0 0
200 0 0	.....	1,050 11 9	.....	.....	.....	1,050 11 9
295 18 0	.....	234 13 6	.....	234 13 6	.....	.....
.....	.....	2 16 0	.....	.....	.....	2 16 0
.....	.....	494 15 0	.....	.....	.....	494 15 0
.....	.....	238 18 10	.....	.....	.....	238 18 10
.....	.....	297 17 7	.....	.....	.....	297 17 7
410 0 0	.....	4,674 12 10	.....	.....	.....	4,674 12 10
.....	.....	385 8 11	.....	.....	.....	385 8 11
.....	.....	258 15 0	.....	.....	.....	258 15 0
.....	.....	186 1 2	.....	.....	.....	186 1 2
.....	.....	203 1 11	.....	.....	.....	203 1 11
.....	150 0 0	.....	.....	.....	150 0 0	.....
.....	400 0 0	.....	.....	.....	400 0 0	.....
.....	.....	735 7 9	.....	.....	.....	735 7 9
.....	117 0 0	.....	.....	.....	117 0 0	.....
.....	.....	5,929 13 1	.....	.....	.....	5,929 13 1
.....	80 0 0	.....	.....	.....	80 0 0	.....
.....	.....	87 0 3	.....	.....	.....	87 0 3
.....	.....	279 8 3	.....	.....	.....	279 8 3
.....	.....	70 10 6	.....	.....	.....	70 10 6
.....	200 0 0	.....	.....	.....	200 0 0	.....
.....	.....	802 5 11	.....	.....	.....	802 5 11
.....	.....	1 10 0	.....	1 10 0	.....	.....
0 19 0	.....	319 18 9	.....	.....	.....	319 18 9
.....	.....	5 0 6	.....	.....	.....	5 0 6
5,884 8 7	7,544 6 8	33,824 3 5	556 5 0	695 0 6	6,988 1 8	33,129 2 11

## STATEMENT, &amp;c.—continued.

Day Ledger Folio, Treasury.	Day Ledger Folio, A. O.	SERVICES.	Whole Appropriations undrawn to 30 June.			Balances of Appropriations operated upon to 30 June.			
			£	s.	d.	£	s.	d.	
		<b>1863.</b>							
569	30	Schedule B—Supplement .....				189	13	8	
		Schedule C. :—							
571	34	Church of England—Diocese of Sydney .....				125	0	0	
573	50	Roman Catholic Church .....				110	15	0	
575	63	Legislative Council—Contingencies .....				32	3	6	
577	66	Legislative Assembly—Contingencies .....				345	4	8	
579	70	Legislative Council and Assembly—Contingencies .....				152	10	2	
581	92	Volunteers—Contingencies, Clothing, &c. ....				56	0	11	
583	98	Naval Brigade .....				407	7	1	
		Police :—							
587	104	Executive—Salaries .....	516	14	1				
591	106	Detective—Salaries .....	1,075	12	8				
597	116	Judicial—Contingencies .....	2,650	5	3				
599	120	Gold Escorts—Salaries .....	4,847	16	2				
601	122	Do. Contingencies .....	5,067	3	10				
603	123	Do. Unforeseen .....	2,500	0	0				
		16,657 12 0							
		<i>Less Excess—</i>							
585	102	Inspector General—Salaries ... 275 0 0							
588	108	Executive—Contingencies ... 8,481 10 11							
		Judicial :—							
593	111	Police Magistrates—Salaries 1,329 0 10							
595	113	Police Clerks and Clerks of Petty Sessions ... 112 18 8							
585	101	10,198 10 5							
						6,459	1	7	
607	128	Sydney Gaol—Contingencies (£812 10s. 10d. <i>due Bank.</i> ) .....				813	10	7	
609	134	Bathurst Gaol—Contingencies .....				4	16	2	
611	137	Maitland Gaol—Contingencies .....				150	19	3	
613	140	Goulburn Gaol—Contingencies .....				122	5	5	
615	142	Berrima Gaol—Contingencies .....				143	6	4	
617	151	Grafton Gaol—Contingencies .....				62	18	4	
619	153	Wollongong Gaol—Contingencies .....				9	3	10	
621	155	Armidale Gaol—Contingencies .....				125	2	0	
623	157	Wagga Wagga Gaol—Contingencies .....				38	13	7	
625	159	Eden Gaol—Contingencies .....				61	10	4	
626	394	Tamworth Gaol—Salaries .....				20	17	0	
627	395	Orange Gaol—Salaries .....				0	15	0	
628	396	Deniliquin Gaol—Salaries .....				19	10	6	
629	397	Tenterfield Gaol—Salaries .....				46	13	1	
631	166	Gaols—Country Districts—Salaries .....				41	11	2	
632	167	Gaols—Clothing for Warders .....	700	0	0				
630	170	Yass Gaol—Contingencies .....				152	13	2	
633	180	Lunatic Asylum, Tarban—Contingencies .....				37	16	8	
634	191	Auditor General—Contingencies .....				78	0	8	
635	403	Registrar General—Contingencies .....				26	0	7	
636	202	Do. Land Titles Branch—Contingencies .....				28	12	6	
637	195	Observatory—Salaries .....				23	6	3	
638	197	Do. Magnetic Survey .....	100	0	0				
639	388	Vaccine—Salaries ( <i>claimed</i> ) .....				8	12	0	
640	204	National Schools ( <i>do.</i> ) .....				33	19	2	
641	206	Denominational Schools ( <i>do.</i> ) .....				2,540	2	6	
642	208	Protestant Orphan School—Contingencies .....				156	4	0	
643	212	Roman Catholic Orphan School—Contingencies .....				449	12	7	
645	214	Asylums for the Infirm and Destitute .....				6	6	1	
646	220	Bathurst School of Arts .....				5	5	0	
647	222	Waverley School of Arts .....	100	0	0				
648	227	Mechanics' Institute, Yass .....	400	0	0				
649	228	Do. Branxton .....	100	0	0				
650	226	Acclimatization Society of New South Wales .....				321	12	0	
		Carried forward ...	£	1,400	0	0	13,407	12	4



FINANCE.

Paid since.	Present Balances.		Proposed to Retain.		Proposed to Write off.	
	Whole Votes.	Broken Votes.	Whole Votes.	Broken Votes.	Whole Votes.	Broken Votes.
£ s. d.	£ s. d.	£ s. d.	£ s. d.	£ s. d.	£ s. d.	£ s. d.
.....	.....	189 13 8	.....	.....	.....	189 13 8
125 0 0	.....	.....	.....	.....	.....	.....
.....	.....	110 15 0	.....	110 15 0	.....	.....
.....	.....	32 3 6	.....	.....	.....	32 3 6
.....	.....	345 4 8	.....	.....	.....	345 4 8
.....	.....	152 10 2	.....	.....	.....	152 10 2
.....	.....	56 0 11	.....	.....	.....	56 0 11
.....	.....	407 7 1	.....	.....	.....	407 7 1
.....	.....	.....	.....	.....	.....	.....
.....	.....	.....	.....	.....	.....	.....
916 16 4	.....	5,542 5 3	.....	.....	.....	5,542 5 3
.....	.....	.....	.....	.....	.....	.....
1 1 0	.....	812 9 7	.....	812 9 7	.....	.....
.....	.....	4 16 2	.....	.....	.....	4 16 2
122 5 11	.....	28 13 4	.....	.....	.....	28 13 4
.....	.....	122 5 5	.....	.....	.....	122 5 5
.....	.....	143 6 4	.....	.....	.....	143 6 4
54 10 3	.....	8 8 1	.....	.....	.....	8 8 1
.....	.....	9 3 10	.....	.....	.....	9 3 10
.....	.....	125 2 0	.....	.....	.....	125 2 0
.....	.....	38 13 7	.....	.....	.....	38 13 7
.....	.....	61 10 4	.....	.....	.....	61 10 4
.....	.....	20 17 0	.....	.....	.....	20 17 0
.....	.....	0 15 0	.....	.....	.....	0 15 0
.....	.....	19 10 6	.....	.....	.....	19 10 6
.....	.....	46 13 1	.....	.....	.....	46 13 1
.....	.....	41 11 2	.....	.....	.....	41 11 2
.....	700 0 0	.....	.....	.....	700 0 0	.....
.....	.....	152 13 2	.....	.....	.....	152 13 2
.....	.....	37 16 8	.....	.....	.....	37 16 8
.....	.....	78 0 8	.....	.....	.....	78 0 8
4 11 0	.....	21 9 7	.....	.....	.....	21 9 7
.....	.....	28 12 6	.....	.....	.....	28 12 6
.....	.....	23 6 3	.....	.....	.....	23 6 3
.....	100 0 0	.....	100 0 0	.....	.....	.....
.....	.....	.....	.....	.....	.....	.....
8 12 0	.....	.....	.....	.....	.....	.....
33 19 2	.....	.....	.....	.....	.....	.....
2,540 2 6	.....	.....	.....	.....	.....	.....
.....	.....	156 4 0	.....	.....	.....	156 4 0
315 1 0	.....	134 11 7	.....	.....	.....	134 11 7
.....	.....	6 6 1	.....	.....	.....	6 6 1
.....	.....	5 5 0	.....	.....	.....	5 5 0
.....	100 0 0	.....	.....	.....	100 0 0	.....
57 5 6	342 14 6	.....	.....	.....	342 14 6	.....
.....	100 0 0	.....	.....	.....	100 0 0	.....
.....	.....	321 12 0	.....	.....	.....	321 12 0
4,179 4 8	1,342 14 6	9,285 13 2	100 0 0	923 4 7	1,242 14 6	8,362 8 7

## STATEMENT, &amp;c.—continued.

Day Ledger Folio, Treasury.	Day Ledger Folio, A.O.	SERVICES.	Whole Appropriations undrawn to 30 June.	Balances of Appropriations operated upon to 30 June.
1863.			£ s. d.	£ s. d.
		Brought forward ... ..	1,400 0 0	13,407 12 4
651	231	Support of Paupers in Colonial Hospitals ... ..		19 16 8
652	235	Support of Infants removed from Benevolent Asylum to Destitute Children's Asylum at Randwick ... ..		168 10 4
653	247	Hospital, Port Stephens ... ..	200 0 0	
654	248	Do. Kiandra ... ..		90 18 0
653	249	Do. Maitland ... ..		222 11 3
657	254	Benevolent Society, Parramatta ... ..		288 5 6
654	258	Hospital, Scone ... ..	300 0 0	
655	270	Do. Deniliquin ( <i>claimed</i> ) ... ..	200 0 0	
656	271	Do. Carcoar ... ..	200 0 0	
655	272	Do. Muswellbrook ... ..	200 0 0	
656	273	Benevolent Asylum, do. ( <i>claimed</i> ) ... ..	100 0 0	
657	286	Expenses attending the preparation of the Electoral Lists ... ..		46 3 3
659	322	Law Officers of the Crown—Contingencies ... ..		59 8 5
660	330	Do. Law Expenses ... ..		20 0 0
661	326	Sheriff—Salaries ... ..		25 16 9
662	328	Do. Contingencies ... ..		427 19 3
		District Courts:—		
663	334	Southern—Salaries ... ..		97 7 6
664	337	South-western—Salaries ... ..		25 2 0
665	343	Northern—Salaries ... ..		13 17 5
666	350	Contingencies generally ... ..		358 15 5
667	354	Quarter Sessions—Contingencies ... ..		1 14 8
668	374	Coroners—Contingencies ... ..		215 5 1
	No. 2.			
403	8	Sydney Branch of the Royal Mint—Salaries ... ..		23 11 0
404	12	Gold Receivers ... ..		10 0 0
405	13	Post Office—Salaries ... ..		124 4 9
406	16	Do. Contingencies ... ..		691 17 0
409	18	Do. Conveyance of Mails ... ..		4,714 10 5
413	19	Steam Postal Communication <i>via</i> Suez ... ..		1,956 10 7
415	21	Money Order Office—Contingencies ... ..		327 4 3
416	31	Stores—Packing and other Expenses ... ..		175 8 6
417	50	Fuel and Light ... ..		255 18 5
419	53	Gold Scales and Weights ... ..		365 3 10
421	59	Printing and Bookbinding—Contingencies ... ..		190 7 11
422	61	Postage Stamp Office—Contingencies ... ..		77 5 3
420	66	Health Officers—Salaries ... ..		37 2 9
		Harbours, Light-houses, and Pilot Department:—		
423	72	Steam Navigation and Pilot Boards—Salaries ... ..		39 11 0
423	74	Do.—Travelling Expenses ... ..		46 13 6
425	84	Contingencies ... ..		300 9 4
426	86	Library ... ..		90 17 0
427	114	Unforeseen Expenses ... ..		101 18 6
429	117	Erection of Signal Post, Newcastle ... ..	20 0 0	
430	118	Swinging Moorings for adjusting Ships' Compasses ... ..	200 0 0	
431	154	Survey of Lands—Salaries ... ..		4,729 7 11
432	156	Do. Contingencies ( <i>claimed</i> ) ... ..		1,170 10 3
435	179	Occupation of Lands—Contingencies ... ..		343 3 10
437	181	Assisted Immigration ... ..		59,050 13 0
439	183	Immigration—Contingencies ... ..		294 5 5
441	190	Gold Fields—Salaries ... ..		1,819 19 3
442	195	Do. Contingencies ... ..		732 8 6
445	196	Gold Contingent ... ..		976 18 2
447	204	Botanic Gardens—Contingencies ... ..		19 17 4
448	206	Do. Lodge ... ..	300 0 0	
449	208	Government Domains and Hyde Park—Contingencies ... ..		7 8 2
450	209	Do. do. Improvement ... ..		146 1 2
216	217	Metropolitan Roads ... ..		39 2 8
217	224	Northern do. ... ..		3,602 8 3
215	229	Fencing Road from Nowra to Burrier ... ..		64 6 0
223	234	Western Roads ... ..		3,536 12 0
		Carried forward ... ..	£ 3,120 0 0	101,550 19 9

FINANCE.

Paid since.	Present Balances.		Proposed to Retain.		Proposed to Write off.	
	Whole Votes.	Broken Votes.	Whole Votes.	Broken Votes.	Whole Votes.	Broken Votes.
£ s. d.	£ s. d.	£ s. d.	£ s. d.	£ s. d.	£ s. d.	£ s. d.
4,179 4 8	1,342 14 6	9,285 13 2	100 0 0	923 4 7	1,242 14 6	8,362 8 7
19 16 8	.....	.....	.....	.....	.....	.....
.....	.....	168 10 4	.....	.....	.....	168 10 4
.....	200 0 0	.....	.....	.....	200 0 0	.....
.....	.....	90 18 0	.....	.....	.....	90 18 0
30 18 0	.....	191 13 3	.....	.....	.....	191 13 3
.....	.....	288 5 6	.....	.....	.....	288 5 6
.....	300 0 0	.....	.....	.....	300 0 0	.....
200 0 0	.....	.....	.....	.....	.....	.....
.....	200 0 0	.....	.....	.....	200 0 0	.....
.....	200 0 0	.....	.....	.....	200 0 0	.....
100 0 0	.....	.....	.....	.....	.....	.....
1 5 6	.....	44 17 9	.....	.....	.....	44 17 9
.....	.....	59 8 5	.....	.....	.....	59 8 5
.....	.....	20 0 0	.....	.....	.....	20 0 0
.....	.....	25 16 9	.....	.....	.....	25 16 9
.....	.....	427 19 3	.....	.....	.....	427 19 3
.....	.....	.....	.....	.....	.....	.....
.....	.....	97 7 6	.....	.....	.....	97 7 6
.....	.....	25 2 0	.....	.....	.....	25 2 0
.....	.....	13 17 5	.....	.....	.....	13 17 5
.....	.....	358 15 5	.....	.....	.....	358 15 5
.....	.....	1 14 8	.....	.....	.....	1 14 8
76 2 6	.....	139 2 7	.....	.....	.....	139 2 7
.....	.....	.....	.....	.....	.....	.....
.....	.....	23 11 0	.....	.....	.....	23 11 0
.....	.....	10 0 0	.....	.....	.....	10 0 0
34 11 8	.....	89 13 1	.....	.....	.....	89 13 1
1 3 0	.....	690 14 0	.....	.....	.....	690 14 0
.....	.....	4,714 10 5	.....	.....	.....	4,714 10 5
.....	.....	1,956 10 7	.....	1,956 10 7	.....	.....
5 17 0	.....	321 7 3	.....	.....	.....	321 7 3
.....	.....	175 8 6	.....	.....	.....	175 8 6
.....	.....	255 18 5	.....	.....	.....	255 18 5
.....	.....	365 3 10	.....	.....	.....	365 3 10
90 18 0	.....	99 9 11	.....	.....	.....	99 9 11
.....	.....	77 5 3	.....	.....	.....	77 5 3
.....	.....	37 2 9	.....	.....	.....	37 2 9
.....	.....	.....	.....	.....	.....	.....
.....	.....	39 11 0	.....	.....	.....	39 11 0
.....	.....	46 13 6	.....	.....	.....	46 13 6
.....	.....	300 9 4	.....	.....	.....	300 9 4
.....	.....	90 17 0	.....	90 17 0	.....	.....
17 7 6	.....	84 11 0	.....	.....	.....	84 11 0
.....	20 0 0	.....	.....	20 0 0	.....	.....
.....	200 0 0	.....	.....	200 0 0	.....	.....
1,802 7 7	.....	4,097 10 7	.....	26 0 0	.....	4,071 10 7
41 5 6	.....	301 18 4	.....	11 12 6	.....	290 5 10
748 19 0	.....	58,301 14 0	.....	58,301 14 0	.....	.....
.....	.....	294 5 5	.....	.....	.....	294 5 5
33 6 8	.....	1,786 12 7	.....	.....	.....	1,786 12 7
1 2 6	.....	731 6 0	.....	.....	.....	731 6 0
.....	.....	976 18 2	.....	.....	.....	976 18 2
8 17 1	.....	11 0 3	.....	.....	.....	11 0 3
.....	300 0 0	.....	.....	.....	300 0 0	.....
7 8 2	.....	.....	.....	.....	.....	.....
18 2 3	.....	127 18 11	.....	.....	.....	127 18 11
39 2 8	.....	.....	.....	.....	.....	.....
633 14 4	.....	2,968 13 11	.....	67 16 8	.....	2,900 17 3
63 6 0	.....	1 0 0	.....	.....	.....	1 0 0
42 5 3	.....	3,494 6 9	.....	.....	.....	3,494 6 9
8,197 1 6	2,762 14 6	93,711 3 9	320 0 0	61,377 15 4	2,442 14 6	32,333 8 5

## STATEMENT, &amp;c.—continued.

Day Ledger Folio, Treasury.	Day Ledger Folio, A. O.	SERVICES.	Whole Appropriations undrawn to 30 June.			Balances of Appropriations operated upon to 30 June.			
			£	s.	d.	£	s.	d.	
		<b>1863.</b>							
		Brought forward ... ..	3,120	0	0	101,550	19	9	
229	246	Southern Roads ... ..				3,328	10	7	
241	258	Minor Bridges and Roads not classified... ..				4,180	18	1	
235	259	Subordinate Roads ... ..				9,338	4	11	
247	260	Formation of Streets through Crown Lands ... ..				922	11	0	
249	261	Erection of a Bridge over Cox's River, at Glenroy ... ..	900	0	0				
250	263	Fencing portion of Road from Wollongong to Kiama, passing through the property of Mr. R. J. Perrott... ..				100	0	0	
251	264	Fencing portion of the Road from Bathurst and Sydney Road to Upper Turon ... ..				82	4	0	
252	265	Construction of a Punt on the Darling River, at Fort Bourke ... ..	1,000	0	0				
253	266	Road from Kempsey to New England ... ..				102	17	6	
254	267	Construction of a Punt at Tabulam, near Major Chauvell's Station ... ..	200	0	0				
255	268	Road from Main Western Road to Glebe Island ... ..				349	13	0	
256	269	Cutting down Clarence-street ... ..	80	0	0				
257	270	Road from Bathurst, via Carcoar, to Cowra ... ..				38	1	2	
258	271	Fencing Road from Raymond Terrace and Clarence Town Road to Raymond Terrace and Stroud Road ( <i>claimed</i> ) ... ..	347	8	0				
259	272	Fencing Road from Orange to Namina ... ..	330	0	0				
260	277	Fencing Road from Dunmore Punt to Hinton ... ..				46	0	0	
261	278	Fencing Kempsey and Frederick's Town Cemetery ... ..	50	0	0				
262	282	Fencing Road from Tomago Punt to Hexham Railway Station ... ..	29	0	0				
263	283	Grassing Sand-hills, near Sydney ... ..	300	0	0				
451	281	Aborigines ... ..				248	15	11	
264	284	Navigation and Survey of River Darling ... ..				2,281	5	9	
265	285	Construction of Tanks in Government Gardens ... ..	100	0	0				
266	285	Fountains, Botanic Gardens ... ..				8	16	0	
452	293	Public Works Department—Contingencies ... ..				135	3	9	
		Railways:—							
453	294	General Establishment—Salaries ... ..				175	3	7	
454	295	Do. Contingencies ... ..				51	1	4	
455	296	Existing Lines—Salaries ... ..				382	17	3	
456	297	Do. Working Expenses ... ..				28,538	0	11	
		Harbours and River Navigation:—							
272	301	Harbour Surveys ... ..				517	6	2	
459	307	Steam Dredge, Shoalhaven—Contingencies... ..				102	1	8	
267	316	Repair of Glebe Island Road ... ..				42	0	0	
268	317	Repairs, Painting, &c., to Wharfs, Bridges, &c. ... ..				1,002	7	9	
271	318	Wall, Circular Quay ... ..				1,330	6	9	
270	320	Construction of a Wharf at Gosford ... ..				62	3	6	
273	321	Construction of a Wharf at Casino ... ..	200	0	0				
274	322	Repairs to Liverpool Dam ... ..	355	6	5				
		Roads, Construction and Maintenance:—							
275	327	Main Northern Road ... ..				505	10	1	
277	329	Main Southern Road ... ..				751	0	1	
279	331	Main Western Road ... ..				100	0	0	
281	337	Mudgee Road ... ..				25	18	4	
282	339	Construction of Toll-bars ... ..				35	1	7	
283	342	Repairs to Fitz Roy Bridge, near Goulburn ... ..	700	0	0				
284	343	Repairs to Bridge at Carcoar ... ..	27	0	0				
285	352	Alterations, Additions, and Repairs to Public Buildings generally ... ..				212	5	8	
287	354	Furniture and Fittings for Public Offices generally ... ..				751	9	1	
289	355	Repairs to Military Barracks and Buildings ... ..				106	1	0	
291	370	Court Houses, Lock-ups, and Gaols in the Country Districts... ..				11,417	14	4	
303	372	Additional Magazine for Gunpowder, at Spectacle Island ... ..				4,946	17	10	
305	374	Additions to the Government Printing Office ... ..				276	15	10	
307	377	Additions and Alterations to Lunatic Asylum, Tarban (£1,020 16s. 8d. due to Bank) ... ..				5,602	6	2	
309	381	Additions to the Registry Office, Sydney ... ..				17	8	3	
		Carried forward ... ..	£	7,738	14	5	179,665	18	7

FINANCE.

Paid since.	Present Balances.		Proposed to Retain.		Proposed to Write off.	
	Whole Votes.	Broken Votes.	Whole Votes.	Broken Votes.	Whole Votes.	Broken Votes.
£ s. d.	£ s. d.	£ s. d.	£ s. d.	£ s. d.	£ s. d.	£ s. d.
8,197 1 6	2,762 14 6	93,711 3 9	320 0 0	61,377 15 4	2,442 14 6	32,333 8 5
279 6 0	.....	3,049 4 7	.....	88 16 0	.....	2,960 8 7
190 17 0	.....	3,990 1 1	.....	.....	.....	3,990 1 1
75 2 0	.....	9,263 2 11	.....	.....	.....	9,263 2 11
98 3 0	.....	824 8 0	.....	.....	.....	824 8 0
.....	900 0 0	.....	.....	.....	900 0 0	.....
.....	.....	100 0 0	.....	.....	.....	100 0 0
.....	.....	82 4 0	.....	.....	.....	82 4 0
.....	1,000 0 0	.....	.....	.....	1,000 0 0	.....
.....	.....	102 17 6	.....	.....	.....	102 17 6
.....	200 0 0	.....	.....	.....	200 0 0	.....
349 13 0	80 0 0	.....	.....	.....	80 0 0	.....
.....	.....	38 1 2	.....	.....	.....	38 1 2
.....	347 8 0	.....	347 8 0	.....	.....	.....
.....	330 0 0	.....	.....	.....	330 0 0	.....
.....	.....	46 0 0	.....	.....	.....	46 0 0
.....	50 0 0	.....	.....	.....	50 0 0	.....
.....	29 0 0	.....	.....	.....	29 0 0	.....
.....	300 0 0	.....	.....	.....	300 0 0	.....
.....	.....	248 15 11	.....	3 0 0	.....	245 15 11
75 0 0	.....	2,206 5 9	.....	82 5 1	.....	2,124 0 8
.....	100 0 0	.....	.....	.....	100 0 0	.....
.....	.....	8 16 0	.....	.....	.....	8 16 0
.....	.....	135 3 9	.....	.....	.....	135 3 9
.....	.....	175 3 7	.....	.....	.....	175 3 7
.....	.....	51 1 4	.....	.....	.....	51 1 4
.....	.....	382 17 3	.....	.....	.....	382 17 3
116 2 7	.....	28,421 18 4	.....	24,494 10 11	.....	3,927 7 5
.....	.....	517 6 2	.....	.....	.....	517 6 2
.....	.....	102 1 8	.....	.....	.....	102 1 8
.....	.....	42 0 0	.....	.....	.....	42 0 0
197 0 0	.....	805 7 9	.....	100 0 0	.....	705 7 9
13 8 1	.....	1,316 18 8	.....	.....	.....	1,316 18 8
.....	.....	62 3 6	.....	.....	.....	62 3 6
.....	200 0 0	.....	.....	.....	200 0 0	.....
.....	355 6 5	.....	.....	.....	355 6 5	.....
.....	.....	.....	.....	.....	.....	.....
505 10 1	.....	.....	.....	.....	.....	.....
751 0 1	.....	.....	.....	.....	.....	.....
.....	.....	100 0 0	.....	.....	.....	100 0 0
.....	.....	25 18 4	.....	.....	.....	25 18 4
.....	.....	35 1 7	.....	.....	.....	35 1 7
422 10 0	277 10 0	.....	.....	.....	277 10 0	.....
.....	27 0 0	.....	.....	.....	27 0 0	.....
.....	.....	.....	.....	.....	.....	.....
28 6 0	.....	183 19 8	.....	0 15 6	.....	183 4 2
15 5 0	.....	736 4 1	.....	.....	.....	736 4 1
.....	.....	106 1 0	.....	.....	.....	106 1 0
991 16 8	.....	10,425 17 8	.....	25 13 0	.....	10,400 4 8
.....	.....	4,946 17 10	.....	.....	.....	4,946 17 10
.....	.....	276 15 10	.....	.....	.....	276 15 10
.....	.....	.....	.....	.....	.....	.....
.....	.....	5,602 6 2	.....	1,020 16 8	.....	4,581 9 6
.....	.....	17 8 3	.....	12 6 5	.....	5 1 10
12,306 1 0	6,958 18 11	168,139 13 1	667 8 0	87,205 18 11	6,291 10 11	80,933 14 2

STATEMENT, &c.—*continued.*

Day Ledger Folio, Treasury.	Day Ledger Folio, A. O.	SERVICES.	Whole Appropriations undrawn to 30 June.			Balances of Appropriations operated upon to 30 June.		
			£	s.	d.	£	s.	d.
		<b>1863.</b>						
		Brought forward ... ..	7,738	14	5	179,665	18	7
310	388	Additions, &c., to Lunatic Asylum, Parramatta ... ..				1,393	6	2
311	391	Improving the Drainage, Sydney Gaol ... ..				4	9	11
313	393	Erection of Police Stations ... ..				3,435	8	4
317	398	Erection of Post Offices in connection with Telegraph Stations ... ..				2,610	10	6
323	401	Additions and Alterations, Benevolent Asylum, Parramatta ... ..				339	2	0
324	402	Do. do. Liverpool ... ..				195	10	5
325	403	Do. do. Water-closets and Cells, Sydney Gaol ... ..				15	7	9
326	407	Fencing Cemetery at Parramatta ... ..	100	0	0			
327	408	Repairs, Messenger's Quarters, &c., Custom House, Sydney ... ..	386	10	0			
328	409	Barrack accommodation for Commanding Officer ... ..	186	0	0			
329	425	Alignment Posts for Municipal Towns ... ..				153	4	6
331	440	Improving and enclosing Reserve Land at Newcastle ... ..	500	0	0			
332	441	Compensation for Sheep destroyed ... ..				364	10	10
461	454	Estimated cost of Armstrong Guns, to be procured from England ... ..	14,000	0	0			
463	{ 454	Stores for the Public Service generally ... ..				2,637	19	3
	{ 476	Stationery do. do. ( <i>claimed</i> ) ... ..				11	13	9
462	462	Conveyance of Stores ( <i>claimed</i> ) ... ..				25	0	7
333	460	Expenses under the Cattle Disease Prevention Act of 1861 ... ..				111	10	1
334	472	Repairs to Abattoir Road ... ..	600	0	0			
335	474	Bridge over River Apsley, at Walcha ... ..	1,500	0	0			
336	485	Punt, &c., Tom Ugly Point, George's River ... ..	330	0	0			
337	488	Fencing Road from Mudgee to Wellington ... ..				16	16	8
338	488	Punt at Pokataroo, Barwon River ... ..	450	0	0			
339	490	Bridge, Lynch-street, Young ... ..				6	4	0
340	490	Punt and Approaches, Ghinny Ghinny Creek ... ..	200	0	0			
341	491	New Punt at Kempsey ... ..	400	0	0			
342	493	Bridge over the Lachlan at Forbes ... ..				2,353	8	4
471	503	Fitzroy Dry Dock—Contingencies ... ..				1,815	16	6
473	500	Electric Telegraph Working Expenses ... ..				688	8	4
658	244	Armidale and New England Hospital ... ..				24	19	0
			£	26,391	4 5	195,869	5 6	

FINANCE.

Paid since.	Present Balances.		Proposed to Retain.		Proposed to Write off.	
	Whole Votes.	Broken Votes.	Whole Votes.	Broken Votes.	Whole Votes.	Broken Votes.
£ s. d.	£ s. d.	£ s. d.	£ s. d.	£ s. d.	£ s. d.	£ s. d.
12,306 1 0	6,958 18 11	168,139 13 1	667 8 0	87,205 18 11	6,291 10 11	80,933 14 2
.....	.....	1,393 6 2	.....	.....	.....	1,393 6 2
2 10 0	.....	1 19 11	.....	.....	.....	1 19 11
.....	.....	3,435 8 4	.....	.....	.....	3,435 8 4
.....	.....	2,610 10 6	.....	.....	.....	2,610 10 6
.....	.....	339 2 0	.....	.....	.....	339 2 0
99 14 11	.....	95 15 6	.....	.....	.....	95 15 6
.....	.....	15 7 9	.....	.....	.....	15 7 9
.....	100 0 0	.....	.....	.....	100 0 0	.....
.....	386 10 0	.....	.....	.....	386 10 0	.....
186 0 0	.....	153 4 6	.....	.....	.....	153 4 6
.....	500 0 0	.....	.....	.....	500 0 0	.....
289 7 0	.....	75 3 10	.....	.....	.....	75 3 10
.....	14,000 0 0	.....	.....	.....	14,000 0 0	.....
.....	.....	2,611 6 6	.....	11 13 9	.....	2,599 12 9
38 6 6	.....	11 11 1	.....	11 11 1	.....	109 0 1
13 9 6	.....	109 0 1	.....	.....	.....	.....
2 10 0	.....	.....	.....	.....	.....	.....
265 12 9	334 7 3	.....	.....	.....	334 7 3	.....
.....	1,500 0 0	.....	.....	.....	1,500 0 0	.....
95 0 0	235 0 0	.....	235 0 0	.....	.....	.....
.....	.....	16 16 8	.....	.....	.....	16 16 8
.....	450 0 0	.....	.....	.....	450 0 0	.....
.....	.....	6 4 0	.....	.....	.....	6 4 0
.....	200 0 0	.....	.....	.....	200 0 0	.....
.....	400 0 0	.....	.....	.....	400 0 0	.....
881 10 4	.....	1,471 18 0	.....	1,471 18 0	.....	.....
.....	.....	1,815 16 6	.....	.....	.....	1,815 16 6
.....	.....	688 8 4	.....	.....	.....	688 8 4
24 19 0	.....	.....	.....	.....	.....	.....
14,205 1 0	25,064 16 2	182,990 12 9	902 8 0	88,701 1 9	24,162 8 2	94,289 11 0

ABSTRACT STATEMENT shewing the Liabilities remaining in the Books of the Audit Office, on the 30th June, 1864; the Payments since made; the Balances remaining thereafter; and the Amounts now proposed to be retained or written off in the Books of the Treasury and Audit Office.

62

	1859 AND PREVIOUS YEARS.		1860.		1861.		1862.		1863.	
	Whole Votes.	Broken Votes.	Whole Votes.	Broken Votes.	Whole Votes.	Broken Votes.	Whole Votes.	Broken Votes.	Whole Votes.	Broken Votes.
	£ s. d.	£ s. d.	£ s. d.	£ s. d.	£ s. d.	£ s. d.	£ s. d.	£ s. d.	£ s. d.	£ s. d.
Balances as per Auditor General's Statements .....	700 0 0	13,199 4 9	1,590 0 0	11,321 2 2	6,300 0 0	18,568 12 8	8,155 5 0	39,097 13 8	26,391 4 5	195,869 5 6
<i>Deduct</i> Payments in July .....	.....	1,261 7 9	.....	272 7 7	.....	4,857 1 8	610 18 4	5,273 10 3	1,326 8 3	12,878 11 9
	700 0 0	11,937 17 0	1,590 0 0	11,048 14 7	6,300 0 0	13,711 11 0	7,544 6 8	33,824 3 5	25,064 16 2	182,990 11 9
<i>Deduct</i> also Amounts proposed to be retained as Liabilities .....	.....	2,326 17 9	.....	258 19 7	200 0 0	313 16 1	556 5 0	695 0 6	902 8 0	88,701 2 9
Proposed to be written off .....	700 0 0	9,610 19 3	1,590 0 0	10,789 15 0	6,100 0 0	13,397 14 11	6,988 1 8	33,129 2 11	24,162 8 2	94,289 12 0

FINANCE

Treasury, New South Wales,  
1st August, 1864.

JAMES THOMSON,  
Accountant.



## GENERAL ABSTRACT of the accompanying Statements.

PARTICULARS.	AMOUNT.	TOTAL.	GRAND TOTALS.
Liabilities, 30th June, 1864:—			
1859 and Previous Years, Whole Votes ... ..	700 0 0		
Do. do. Broken Votes ... ..	13,199 4 9	13,899 4 9	
1860, Whole Votes ... ..	1,590 0 0		
Broken Votes ... ..	11,321 2 2	12,911 2 2	
1861, Whole Votes ... ..	6,300 0 0		
Broken Votes ... ..	18,568 12 8	24,868 12 8	
1862, Whole Votes ... ..	8,155 5 0		
Broken Votes ... ..	39,097 13 8	47,252 18 8	
1863, Whole Votes ... ..	26,391 4 5		
Broken Votes ... ..	195,869 5 6	222,260 9 11	321,192 8 2
Payments in July under the New System, out of—			
1859 and Previous Years, Broken Votes ... ..	.....	1,261 7 9	
1860, Broken Votes ... ..	.....	272 7 7	
1861, Do. ... ..	.....	4,857 1 8	
1862, Whole Votes ... ..	610 18 4		
Broken Votes ... ..	5,273 10 3	5,884 8 7	
1863, Whole Votes ... ..	1,326 8 3		
Broken Votes ... ..	12,878 12 9	14,205 1 0	26,480 6 7
Balance of Liabilities, 30th July, 1864 ... ..	.....	.....	294,712 1 7
Liabilities, 31st July, 1864:—			
Proposed to retain:—			
1859 and Previous Years, Broken Votes ... ..	.....	2,326 17 9	
1860, Broken Votes ... ..	.....	258 19 7	
1861, Whole Votes ... ..	200 0 0		
Broken Votes ... ..	313 16 1	513 16 1	
1862, Whole Votes ... ..	556 5 0		
Broken Votes ... ..	695 0 6	1,251 5 6	
1863, Whole Votes ... ..	902 8 0		
Broken Votes ... ..	88,701 1 9	89,603 9 9	93,954 8 8
Total Amount proposed to be written off... £ .....	.....	.....	200,757 12 11

The Treasury,  
1st August, 1864.

JAMES THOMSON,  
Accountant.

**D.**

STATEMENT shewing the result of Sales of Treasury Bills, issued under authority of 27-Vict., No. 8, from 1st April to 31st December, 1864.

Amount of Principal.	Date from which Interest is payable.	When Bills fall due.	Rate per cent. at which sold.	Proceeds.	Amount payable in the Colony.	Amount payable in London.
£ s. d.			£ s. d.	£ s. d.	£ s. d.	£ s. d.
5,800 0 0	1 April, 1864.	1 January, 1868.	100 0 0	5,800 0 0	5,800 0 0	
100 0 0			100 2 0	100 2 0	100 0 0	
70,600 0 0			100 2 6	70,688 5 0	15,500 0 0	55,100 0 0
500 0 0			100 3 0	500 15 0	500 0 0	
12,500 0 0			100 3 7	12,522 7 11	.....	12,500 0 0
1,000 0 0			100 3 9	1,001 17 6	1,000 0 0	
800 0 0			100 4 0	801 12 0	800 0 0	
64,100 0 0			100 5 0	64,260 5 0	44,800 0 0	19,300 0 0
4,000 0 0			100 7 6	4,015 0 0	.....	4,000 0 0
1,000 0 0			100 8 0	1,004 0 0	.....	1,000 0 0
9,800 0 0			100 10 0	9,849 0 0	4,400 0 0	5,400 0 0
100,000 0 0			100 0 0	100,000 0 0	.....	100,000 0 0
270,200 0 0					270,543 4 5	72,900 0 0

\*These Bills have only been advanced upon by the Bank of New South Wales, as they are to be negotiated by that institution in England.

JAMES THOMSON,  
Accountant.

Treasury, New South Wales,  
Sydney, 16th January, 1865.

1865.

LEGISLATIVE ASSEMBLY.

NEW SOUTH WALES.

## QUEENSLAND DEBT.

(FURTHER CORRESPONDENCE, &amp;c.)

*Ordered by the Legislative Assembly to be Printed, 8 November, 1865.**EXTRACT from the Votes and Proceedings of the Legislative Assembly of Queensland,  
No. 55, Thursday, 7th September, 1865.*

18. Adjustment of Accounts with the Colony of New South Wales.—Mr. Herbert moved, pursuant to notice, That this House approves the appointment, by the Government, of the Auditor General, and, if necessary, one other person, as Commissioners for the purposes of the Act 24 Victoria, No. 4, for the adjustment of Accounts with the Colony of New South Wales.

Debate ensued.

Mr. Douglas moved, That the Question be amended, by the addition at the end thereof of the following words, viz. :—“ Provided that in the first instance a refundment be made of the dues collected by the Government of New South Wales, on account of revenue accruing subsequent to the date of separation.”

Debate continued.

Proposed Amendment, by leave, withdrawn.

Original Question put and regatived.

COLONIAL SECRETARY, NEW SOUTH WALES, to COLONIAL SECRETARY, QUEENSLAND.

*Colonial Secretary's Office,  
Sydney, New South Wales,*

11 October, 1865.

SIR,

Referring to previous correspondence with the Government of Queensland, upon the subject of the Balance alleged to be due to New South Wales, I have now the honor to inquire whether, after the result of the discussion which recently took place in the Assembly at Brisbane, there is, in your opinion, any prospect of the Legislature of Queensland assenting to any proposition for determining the state of the Accounts between the respective Colonies. If it is admitted that there is no hope of the matter being arranged between the respective Colonies, I apprehend the Imperial Government must then be appealed to.

I have, &c.,  
CHARLES COWPER.

COLONIAL SECRETARY, QUEENSLAND, to COLONIAL SECRETARY, NEW SOUTH WALES.

*Queensland.*

*Colonial Secretary's Office,  
Brisbane, 1 November, 1865.*

SIR,

I have the honor to acknowledge the receipt of your letter of the 11th ultimo, in which you inquire whether there is any prospect of the Legislature of Queensland assenting to any proposition for determining the data of the Accounts between this Colony and New South Wales, and further express your apprehension that, in the event of there being no hope of the matter being arranged between the respective Colonies, the Imperial Government must be appealed to.

2. Without referring in detail to the lengthened correspondence which has at intervals taken place on this subject since the separation of this Colony, I have the honor to observe (as was already intimated in my letter to you of August 17, 1863) that, in the opinion of the Government and Parliament of Queensland, the principal obstacle to the commencement of any negotiations likely to lead to a satisfactory result, is caused by the provisions of the Act passed by the Legislature of New South Wales in the year 1862. The very title of that Act (26 Vict., No. 8), which is in accordance with its clauses, appears to pre-empt the question, and not to contemplate the possibility of Queensland proving to be in credit upon an adjustment of Accounts. By your letter of the 26th July, 1861, this Government had been led to hope that the Legislature of New South Wales might adopt an Act similar to that passed by this Legislature (24 Vict., No. 4); and, by the despatch from the Secretary of State, to His Excellency Sir John Young, dated 26 November, 1861, it is apparent that, in the opinion of the Imperial Government, the basis proposed by this Parliament should be adopted by New South Wales, in an Act analogous to that which has been enacted on the subject by the Legislature of Queensland.

3. Until such an Act is passed by the Parliament of New South Wales, I fear that there will be little prospect of the Parliament of Queensland sanctioning the appointment of Commissioners for the adjustment of Accounts.

4. I have now, therefore, the honor to address myself to your second observation, to the effect that, in such case, the arbitration of the Imperial Government must be invoked. The despatch of the Secretary of State above quoted, together with another addressed on the same date to the Governor of Queensland, appear to this Government to indicate that the basis of arrangement laid down in the despatch of His Excellency Sir G. F. Bowen to the late Duke of Newcastle, dated 21st August, 1861, met with the approval of the Colonial Office. I beg to refer you particularly to the first-quoted despatch of Sir G. F. Bowen, which, together with the others previously referred to, is printed among the Votes and Proceedings of the Legislative Assembly of New South Wales, for the year 1862. The Government and Parliament of this Colony will, I believe, at any time, readily and cheerfully accept the result of any arbitration or adjudication, whether by the Imperial Government or by Commissioners appointed under Colonial Statutes, which may be in accordance with the Queensland Act, and with the Minute of the Executive Council of New South Wales, dated the 15th January, 1857; and if your Government should think it necessary, under existing circumstances, that the Imperial Government be invited to arbitrate, no objection will be offered on the part of this Colony. In fact, the basis of arrangement to which Queensland has always adhered, is that basis originally laid down by the Imperial Government itself, in the despatch of the Secretary of State, dated 21 July, 1856.

5. But looking to the many differences of opinion and difficulties which must inevitably attend any attempt to complete a settlement of Accounts, and the great improbability that a result satisfactory to both parties will be attained, I trust I may be permitted, on the part of this Government, again to express a hope that the proposal shadowed forth by His Excellency Sir G. Bowen, in his despatch above quoted, viz., that each Colony should give the other a full acquittance for whatever small amount might eventually be proved to be due on either side, may be acceptable to your Government. I am confident that the people of both Colonies would be satisfied to see this apparently interminable question settled in so speedy and amicable a manner.

I have, &c.,

ROBERT G. W. HERBERT.

1865.

LEGISLATIVE ASSEMBLY.

NEW SOUTH WALES.

QUEENSLAND DEBT.

(FURTHER CORRESPONDENCE.)

Ordered by the Legislative Assembly to be Printed, 13 December, 1865.

SCHEDULE.

NO.	PAGE.
1. Colonial Secretary, New South Wales, to Colonial Secretary, Queensland. 11 October, 1865 ..	1
2. Colonial Secretary, Queensland, to Colonial Secretary, New South Wales. 1 November, 1865..	2

No. 1.

COLONIAL SECRETARY, NEW SOUTH WALES, to COLONIAL SECRETARY, QUEENSLAND.

*Colonial Secretary's Office,  
Sydney, New South Wales,  
11 October, 1865.*

SIR,

Referring to previous correspondence with the Government of Queensland, upon the subject of the balance alleged to be due to New South Wales, I have now the honor to inquire whether, after the result of the discussion which recently took place in the Assembly at Brisbane, there is, in your opinion, any prospect of the Legislature of Queensland assenting to any proposition for determining the state of the accounts between the respective Colonies. If it is admitted that there is no hope of the matter being arranged between the respective Colonies, I apprehend the Imperial Government must then be appealed to.

I have, &c.,  
CHARLES COWPER.

## No. 2.

COLONIAL SECRETARY, QUEENSLAND, to COLONIAL SECRETARY, NEW SOUTH WALES.

*Queensland.*

*Colonial Secretary's Office,  
Brisbane, 1 November, 1865.*

SIR,

I have the honor to acknowledge the receipt of your letter of the 11th ultimo, in which you inquire whether there is any prospect of the Legislature of Queensland assenting to any proposition for determining the state of the accounts between this Colony and New South Wales, and further express your apprehension that, in the event of there being no hope of the matter being arranged between the respective Colonies, the Imperial Government must be appealed to.

2. Without referring in detail to the lengthened correspondence which has at intervals taken place on this subject, since the separation of this Colony, I have the honor to observe (as was already intimated in my letter to you of August 17th, 1863), that, in the opinion of the Government and Parliament of Queensland, the principal obstacle to the commencement of any negotiations likely to lead to a satisfactory result, is caused by the provisions of the Act passed by the Legislature of New South Wales, in the year 1862. The very title of that Act (26 Victoria, No. 8), which is in accordance with its clauses, appears to prejudge the question, and not to contemplate the possibility of Queensland proving to be in credit upon an adjustment of accounts. By your letter of the 26th July, 1861, this Government had been led to agree that the Legislature of New South Wales might adopt an Act similar to that passed by this Legislature (24th Victoria, No. 4); and by the despatch from the Secretary of State, to His Excellency Sir John Young, dated 26th November, 1861, it is apparent that, in the opinion of the Imperial Government, the basis proposed by this Parliament should be adopted by New South Wales, in "an Act analogous to that which has been enacted on the subject by the Legislature of Queensland."

3. Until such an Act is passed by the Parliament of New South Wales, I fear that there will be little prospect of the Parliament of Queensland sanctioning the appointment of Commissioners for the adjustment of accounts.

4. I have now, therefore, the honor to address myself to your second observation, to the effect that in such case the arbitration of the Imperial Government must be invoked. The despatch of the Secretary of State above quoted, together with another addressed on the same date to the Governor of Queensland, appear to this Government to indicate that the basis of arrangement laid down in the despatch of His Excellency Sir G. F. Bowen, to the late Duke of Newcastle, dated 21st August, 1861, met with the approval of the Colonial Office. I beg to refer you particularly to the last quoted despatch of Sir G. F. Bowen, which, together with the others previously referred to, is printed among the Votes and Proceedings of the Legislative Assembly of New South Wales, for the year 1862. The Government and Parliament of this Colony will, I believe, at any time readily and cheerfully accept the result of any arbitration or adjudication—whether by the Imperial Government or by Commissioners appointed under Colonial Statutes—which may be in accordance with the Queensland Act and with the Minute of the Executive Council of New South Wales, dated 15th January, 1857; and if your Government should think it necessary, under existing circumstances, that the Imperial Government be invited to arbitrate, no objection will be offered on the part of this Colony; in fact, the basis of arrangement to which Queensland has always adhered, is that basis originally laid down by the Imperial Government itself, in the despatch of the Secretary of State, dated 21 July, 1856.

5. But looking to the many differences of opinion and difficulties which must inevitably attend any attempt to complete a settlement of accounts, and the great improbability that a result satisfactory to both parties will be attained, I trust I may be permitted, on the part of this Government, again to express a hope that the proposal shadowed forth by His Excellency Sir G. Bowen, in his despatch above quoted, viz., that each Colony should give the other a full acquittance for whatever small amount might eventually be proved to be due on either side, may be acceptable to your Government. I am confident that the people of both Colonies would be satisfied to see this apparently interminable question settled in so speedy and amicable a manner.

I have, &c.,

ROBERT G. W. HERBERT.

1865.

---

LEGISLATIVE ASSEMBLY.

NEW SOUTH WALES.

---

CONSOLIDATED REVENUE FUND BILL.  
(MESSAGE RELATIVE TO.)

---

*Ordered by the Legislative Assembly to be Printed, 19 December, 1865.*

---

JOHN YOUNG,  
*Governor.*

*Message No. 4.*

In accordance with the provisions contained in the 54th clause of the Constitution Act, the Governor recommends, for the consideration of the Legislative Assembly, that provision be made for defraying out of the Consolidated Revenue Fund of New South Wales, the expenses of the various Departments and Services of the Colony, from the 1st January to 28th February, in the year 1866; at the rates which have been sanctioned for the year 1865.

*Government House,  
Sydney, 14th December, 1865.*

---





1865-6.

---

LEGISLATIVE ASSEMBLY.

NEW SOUTH WALES.

---

PUBLIC DEBT COMMISSIONERS BILL, No. 2.  
(MESSAGE RESPECTING.)

---

*Ordered by the Legislative Assembly to be Printed, 22 March, 1866.*

---

JOHN YOUNG,  
*Governor.*

*Message No. 15.*

In accordance with the provisions of the 54th clause of the Constitution Act, the Governor recommends to the Legislative Assembly the appropriation of certain sums annually from the Consolidated Revenue Fund, towards making provision for the payment of certain portions of the Public Debt of New South Wales.

20 March, 1866.

---



1865.

---

LEGISLATIVE ASSEMBLY.

NEW SOUTH WALES.

---

ESTIMATES FOR 1866, AND SUPPLEMENTARY ESTIMATES  
FOR 1865 AND PREVIOUS YEARS.

(MESSAGE RESPECTING.)

---

*Ordered by the Legislative Assembly to be Printed, 15 November, 1865.*

---

JOHN YOUNG,  
*Governor.*

*Message No. 1.*

In accordance with the provisions contained in the 54th clause of the Constitution Act, the Governor recommends to the consideration of the Legislative Assembly the accompanying Estimates of the probable Expenditure of this Government for the year 1866, and a Supplementary Estimate of Expenditure for 1865.

*Government House,  
November, 1865.*

---



1865-6.

---

LEGISLATIVE ASSEMBLY.

NEW SOUTH WALES.

---

ESTIMATES FOR 1866, AND SUPPLEMENTARY ESTIMATES  
FOR 1865 AND PREVIOUS YEARS.

(MESSAGE RESPECTING.)

---

*Ordered by the Legislative Assembly to be Printed, 28 February, 1866.*

---

JOHN YOUNG,  
*Governor.*

*February 21st, 1866.*  
*Message No. 13.*

In accordance with the provisions contained in the 54th clause of the Constitution Act, the Governor recommends, for the consideration of the Legislative Assembly, the accompanying Estimates of Expenditure of this Government, for the year 1866, together with a Supplementary Estimate of Expenditure for the year 1865, in substitution for those submitted with His Excellency's Message No. 1, of — November, 1865.

---



ESTIMATES  
 OF THE  
 PROBABLE EXPENDITURE  
 OF THE  
 GOVERNMENT  
 OF  
 NEW SOUTH WALES,  
 FOR THE YEAR  
 1866.

---

Ordered by the Legislative Assembly to be Printed,  
 15 NOVEMBER, 1865.

---



SYDNEY : THOMAS RICHARDS, GOVERNMENT PRINTER.

1865.

[Price, 2s. 6d.]





## INDEX.

1866.

	Page.		Page.
<b>A</b>			
Abattoir, Glebe Island .. .. .	47	Coast Surveys .. .. .	50
Aborigines .. .. .	57	Cockatoo Island—Penal Establishment .. .. .	24
Abstract of Expenditure .. .. .	3	Colonial Agent .. .. .	28
Administration of Justice—Summary .. .. .	31	Colonial Architect .. .. .	63
Advertising for Public Service .. .. .	50	Colonial Distilleries and Refineries .. .. .	43
Agent—Colonial .. .. .	28	Commission to Land Agents, &c. .. .. .	53
Albury Gaol .. .. .	20	Compensation to Family of late Mrs. De Courcy .. .. .	68
Allowances—Charitable .. .. .	30	Construction and Maintenance of Roads and Bridges 65 & 66	
Allowance—Medical Board, Lunatic Asylums .. .. .	25	Conveyance of Mails .. .. .	71
Allowance—Military .. .. .	14	Coroners' Inquests .. .. .	37
Alpacas—Management of .. .. .	55	Council and Assembly—Legislative .. .. .	11
Architect—Colonial .. .. .	63	Council—Executive .. .. .	10
Armidale Gaol .. .. .	22	Council—Legislative .. .. .	10
Assembly—Legislative .. .. .	11	Country Districts—Gaols .. .. .	24
Asylums for the Infirm and Destitute .. .. .	29	Court of Claims .. .. .	37
Asylums—Lunatic .. .. .	25	Courts—District :—	
Auditor General .. .. .	26	Metropolitan and Coast District .. .. .	34
<b>B</b>		Southern District .. .. .	34
Bathurst Gaol .. .. .	19	South-western District .. .. .	35
Berrima Gaol .. .. .	20	Western District .. .. .	35
Board—Medical .. .. .	26	Northern District .. .. .	36
Boatmen—Harbours, Light Houses, and Pilot Department .. .. .	49	Contingencies .. .. .	36
Booby Island—Provisions to be left on .. .. .	50	Court—Insolvent .. .. .	33
Bookbinding, Printing, and Postage Stamps .. .. .	45	Crown Law Officers .. .. .	32
Botanic Gardens .. .. .	56	Customs .. .. .	41, 42, & 43
Braidwood Gaol .. .. .	21	<b>D</b>	
Bridges—Roads and .. .. .	65	Deniliquin Gaol .. .. .	23
Brigade—Naval .. .. .	15	Denominational Schools .. .. .	28
Buildings—Public Works and .. .. .	64	Department of Lands .. .. .	52
Buildings—Public Works and—(Loans) .. .. .	68	Department of Public Works .. .. .	60
<b>C</b>		Distilleries—Colonial, and Refineries .. .. .	43
Charitable Allowances .. .. .	30	District Courts :—	
Chief Secretary .. .. .	14	Metropolitan and Coast District .. .. .	34
Chief Secretary—Summary .. .. .	13	Southern District .. .. .	34
Circuit Courts—Supreme and .. .. .	32	South-western District .. .. .	35
City Funds, Municipal Council, Sydney—In aid of the	30	Western District .. .. .	35
Claims—Court of .. .. .	37	Northern District .. .. .	36
Coal Fields .. .. .	55	Contingencies .. .. .	36
		Dock Establishment—Fitz Roy .. .. .	67
		Domains and Hyde Park—Government .. .. .	56

	Page.		Page.
<b>E</b>			
Eden Gaol .. .. .	22	Governor—His Excellency the.. .. .	10
Electoral Lists—Expenses attending the preparation of	30	Goulburn Gaol .. .. .	20
Electric Telegraphs .. .. .	66 & 67	Grants in aid of Public Institutions .. .. .	29
Emigration Officer, Port Jackson—Health Officers, and	47	Grafton Gaol .. .. .	21
Engineer's Department—Harbours and River Navigation.. .. .	61	Gundagai Gaol .. .. .	23
Executive and Legislative—Summary .. .. .	9	Gunpowder Magazine .. .. .	46
Executive Council .. .. .	10	<b>H</b>	
<b>F</b>			
Fitz Roy Dock Establishment .. .. .	67	Harbours, Light Houses, and Pilot Department:—	
Fortifications .. .. .	63	Steam Navigation and Pilot Boards .. .. .	48
<b>G</b>			
Gaols and Penal Establishment:—		Superintendent of Pilots, &c. .. .. .	48
General Establishment .. .. .	18	Harbour Masters .. .. .	48
Sydney .. .. .	18	Light Houses .. .. .	48
Farramatta .. .. .	18	Sea and River Pilots .. .. .	49
Bathurst .. .. .	19	Boatmen .. .. .	49
Maitland .. .. .	19	Telegraph Stations .. .. .	50
Goulburn .. .. .	20	Contingencies .. .. .	50
Berrima .. .. .	20	Harbours and River Navigation:—	
Albury .. .. .	20	Engineer's Department .. .. .	61
Braidwood .. .. .	21	Steam Dredge "Hunter" .. .. .	62
Mudgee .. .. .	21	Steam Dredge "Hercules" .. .. .	62
Grafton .. .. .	21	Steam Dredge "Pluto" .. .. .	62
Wollongong .. .. .	21	Steam Dredge, Newcastle .. .. .	62
Armidale .. .. .	22	Steam Cranes, Newcastle .. .. .	62
Wagga Wagga .. .. .	22	Public Works .. .. .	62
Eden .. .. .	22	Harbours and River Navigation (Loans) .. .. .	68
Yass .. .. .	22	Haslam's Creek, General Cemetery .. .. .	57
Windsor .. .. .	23	Health Officers, and Emigration Officer, Port Jackson	47
Port Macquarie .. .. .	23	"Hercules"—Steam Dredge .. .. .	62
Gundagai .. .. .	23	His Excellency the Governor .. .. .	10
Tamworth .. .. .	23	"Hunter"—Steam Dredge .. .. .	62
Orange .. .. .	23	Hyde Park—Government Domains and .. .. .	56
Deniliquin .. .. .	23	<b>I and J</b>	
Tenterfield .. .. .	23	Immigration Department .. .. .	54
Wellington .. .. .	23	Immigration, Assisted—(Loans) .. .. .	57
Country Districts .. .. .	24	Insolvent Court .. .. .	33
Gaols Generally .. .. .	24	Inspection of Cattle .. .. .	55
Penal Establishment, Cockatoo .. .. .	24	Judges—Their Honors the .. .. .	32
Visiting Justice, Sydney Gaol and Penal Establishment .. .. .	24	<b>L</b>	
Gaols, Country Districts .. .. .	24	Lands—Department of .. .. .	52
General Cemetery, Haslam's Creek .. .. .	57	Lands—Occupation of .. .. .	53
Glebe Island Abattoir .. .. .	47	Lands—Secretary for (Summary) .. .. .	51
Gold and Escort .. .. .	17	Lands—Survey of.. .. .	52 & 53
Gold Fields .. .. .	54	Law Officers of the Crown .. .. .	32
Gold Receivers .. .. .	44	Legislative Assembly .. .. .	11
Government Domains and Hyde Park .. .. .	56	Legislative Council .. .. .	10
		Legislative Council and Assembly .. .. .	11
		Library—Parliamentary.. .. .	11
		Light Houses .. .. .	48
		Lunatic Asylums.. .. .	25

	Page.		Page.
<b>M</b>		<b>Q</b>	
Management of Alpacas .. .. .	55	Protestant Orphan School .. .. .	28
Magazines—Gunpowder .. .. .	46	Provisions, Booby Island .. .. .	50
Mails—Conveyance of .. .. .	71	Public Institutions—Grants in aid of .. .. .	29
Maitland Gaol .. .. .	19	Public Works and Buildings .. .. .	64
Medical Board .. .. .	26	Do. (Loans) .. .. .	68
Medical Board, Lunatic Asylums .. .. .	25	Public Works—Department of .. .. .	60
Metropolitan and Coast District Court .. .. .	34	Public Works—Harbours and River Navigation .. .. .	62
Military Allowance .. .. .	14	Do. do. (Loans) .. .. .	72
Minor Roads .. .. .	57	<b>R</b>	
Mint—Sydney Branch of Royal .. .. .	44	Railways—General Establishment .. .. .	60
Miscellaneous Services—Chief Secretary .. .. .	30	Railways—Existing Lines—Working Expenses .. .. .	61
"    "    Treasurer and Secretary for		Railways—Works in Progress .. .. .	60
Finance and Trade .. .. .	50	Railways—(Loans) .. .. .	68
"    "    Secretary for Lands .. .. .	57	Receivers—Gold .. .. .	44
"    "    Secretary for Public Works .. .. .	68	Refineries—Colonial Distilleries and .. .. .	43
Money Order Department .. .. .	71	Registrar General .. .. .	27
Mudgee Gaol .. .. .	21	Returning Officers—Expenses of .. .. .	30
Municipal Council, Sydney—In aid of City Funds .. .. .	30	River Navigation—Harbours and .. .. .	61 & 62
Museum .. .. .	28	River Pilots—Sea and .. .. .	49
<b>N</b>		Roads and Bridges—General Establishment .. .. .	65
National Schools .. .. .	28	Roads—Construction and Maintenance of .. .. .	65 & 66
Naval Brigade .. .. .	15	Roads other than Main Roads .. .. .	57
Northern District Court .. .. .	36	Roman Catholic Orphan School .. .. .	29
<b>O</b>		Royal Mint—Sydney Branch of .. .. .	44
Observatory .. .. .	28	<b>S</b>	
Occupation of Lands .. .. .	53	Schedules—	
Orange Gaol .. .. .	23	A .. .. .	6
Orphan School—Protestant .. .. .	28	B .. .. .	6 & 7
Orphan School—Roman Catholic .. .. .	29	C .. .. .	7
<b>P</b>		Schedules A, B, & C (Summary) .. .. .	5
Parliamentary Library .. .. .	11	Schools :—	
Parramatta Gaol .. .. .	18	National .. .. .	28
Parramatta Lunatic Asylum .. .. .	25	Denominational .. .. .	28
Penal Establishment, Cockatoo Island .. .. .	24	Protestant Orphan .. .. .	28
Pensions—Schedule B. .. .. .	6 & 7	Roman Catholic Orphan .. .. .	29
Pensions—Supplement to Schedule B. .. .. .	7	Sea and River Pilots .. .. .	49
Petty Sessions .. .. .	17	Secretary—Chief .. .. .	14
Pilot Boards—Steam Navigation and .. .. .	48	Secretary for Lands (Summary) .. .. .	51
Pilots—Sea and River .. .. .	49	Secretary for Public Works (Summary) .. .. .	59
"Pluto" Steam Dredge .. .. .	62	Sessions—Quarter .. .. .	37
Police .. .. .	16	Sheriff .. .. .	33
Post Office .. .. .	70	Shipping Masters .. .. .	47
Postage of various Public Departments .. .. .	50	Southern District Court .. .. .	34
Postage Stamps .. .. .	45		
Prevention of Scab in Sheep .. .. .	55		
Printing and Bookbinding, and Postage Stamps .. .. .	45		

	Page.		Page.
South-western District Court .. .. .	35	Telegraphs—Electric .. .. .	66 & 67
Steam Cranes, Newcastle .. .. .	62	Telegraphs—Electric (Loans) .. .. .	73
Steam Dredge "Hunter" .. .. .	62	Telegraphic Messages—For transmission of .. .. .	50
Steam Dredge "Hercules" .. .. .	62	Tenterfield Gaol .. .. .	23
Steam Dredge, Newcastle .. .. .	62	Their Honors the Judges .. .. .	32
Steam Dredge "Pluto" .. .. .	62	Treasurer and Secretary for Finance and Trade	
Steam Navigation and Pilot Boards .. .. .	48	(Summary) .. .. .	39
Stores and Stationery .. .. .	46	Treasury .. .. .	40
Summary—Administration of Justice .. .. .	31		
Summary—Chief Secretary .. .. .	13	<b>U and V</b>	
Summary—Executive and Legislative .. .. .	9	Unforeseen Expenses .. .. .	50
Summary—Postmaster General .. .. .	69	Vaccine Institution .. .. .	26
Summary—Schedules A, B, and C .. .. .	5	Visiting Justice, Sydney Gaol and Penal Establish-	
Summary—Secretary for Lands .. .. .	51	ment .. .. .	24
Summary—Secretary for Public Works .. .. .	59	Volunteers .. .. .	15
Summary—Treasurer and Secretary for Finance and			
Trade .. .. .	39	<b>W</b>	
Superintendent of Pilots, &c. .. .. .	48	Wagga Wagga Gaol .. .. .	22
Supplement to Schedule B .. .. .	7	Warders' Clothing .. .. .	24
Supreme and Circuit Courts .. .. .	32	Western District Court .. .. .	35
Survey of Lands .. .. .	52 & 53	Wollongong Gaol.. .. .	21
Sydney Branch of Royal Mint .. .. .	44	Works and Buildings—Public .. .. .	64
Sydney Gaol .. .. .	18	Works and Buildings—Public (Loans) .. .. .	68
<b>T</b>			
Tamworth Gaol .. .. .	23	<b>Y</b>	
Tarban Lunatic Asylum.. .. .	25	Yass Gaol .. .. .	22

ABSTRACT of the Sums required to meet the Estimated Expenditure of the  
GOVERNMENT of NEW SOUTH WALES, for the Year 1866.

	Appropriated for 1865.		Required for 1866.	
	Provided for by Loan.	Chargeable on Revenue.	To be raised by Loan.	Chargeable on Revenue.
I. SCHEDULES A, B, AND C, TO SCHEDULE I, OF 18 & 19 VICTORIA, CAP. 54:—				
Provided by the Constitution Act ... ..	.....	57,550	.....	55,453
Provided by Colonial Acts ... ..	.....	1,850	.....	3,850
Additional Expenditure ... ..	.....	2,007	.....	2,519
II. EXECUTIVE AND LEGISLATIVE ... ..	.....	18,921	.....	19,210
III. THE CHIEF SECRETARY ... ..	.....	455,361	.....	502,924
IV. ADMINISTRATION OF JUSTICE ... ..	.....	49,225	.....	49,197
V. THE TREASURER AND SECRETARY FOR FINANCE AND TRADE ... ..	.....	174,539	.....	179,084
VI. THE SECRETARY FOR LANDS ... ..	40,000	174,873	40,000	135,337
VII. THE SECRETARY FOR PUBLIC WORKS ...	140,400	379,462	688,000	328,509
VIII. THE POSTMASTER GENERAL ... ..	.....	118,998	.....	114,937
£	180,400	1,432,786	728,000	1,391,020
SPECIAL APPROPRIATIONS.				
		1865.		1866.
Interest on Debentures ... ..	.....	300,000	.....	370,000
Interest on Treasury Bills ... ..	.....	16,458	.....	24,000
Drawbacks and Refund of Duties... ..	.....	25,000	.....	25,000
Revenue and Receipts returned ... ..	.....	10,000	.....	10,000
Charges on Collections ... ..	.....	1,000	.....	3,000
Endowment of the University of Sydney, 14 Vic., 31 ... ..	.....	5,000	.....	5,000
Endowment of the Australian Museum, 17 Vic., 2 ... ..	.....	1,000	.....	1,000
Endowment of the Sydney Grammar School, 18 Vic. ... ..	.....	1,500	.....	1,500
Endowment of the Affiliated Colleges, 18 Vic., 37 ... ..	.....	1,000	.....	1,000
Endowments under the Municipalities Act, 22 Vic., 13... ..	.....	22,500	.....	23,000
Insolvency Commissioner's Act of 1861, 24 Vic., No. 20 ... ..	.....	1,000	.....	1,000
Judges under the District Courts' Act, 22 Vic., No. 18 ... ..	.....	7,000	.....	6,000
Contribution towards the support of Imperial Forces in New South Wales, 28 Vic., No. 8 ... ..	.....	.....	.....	15,000
		391,458	.....	485,500
		1,824,244	.....	1,876,520
Add—LOANS ... ..	.....	180,400	.....	723,000
TOTAL ... ..	£	2,004,644	.....	2,604,520

The Treasury, New South Wales,  
Sydney, 10th November, 1865.

SAUL SAMUEL,  
Treasurer.



---

NEW SOUTH WALES.

—•—

ESTIMATES OF EXPENDITURE,

1866.

DETAILED.

---

THE UNIVERSITY OF CHICAGO

1954

CHICAGO, ILL.



## I.

## Schedules A, B, and C, to Schedule 1,

OF ACT 18 &amp; 19 VICTORIÆ, CAPUT 54.

## SUMMARY.

										To BE VOTED.
SCHEDULE A:—										
Provided by the Schedule	...	...	...	...	...	...	...	...	19,050	
Provided by Colonial Acts	...	...	...	...	...	...	...	...	3,850	
									22,900	
SCHEDULE B...										13,019
Provided by the Schedule	...	...	...	...	...	...	...	...	10,500	
									2,519	
SCHEDULE C:—										
Public Worship	...	...	...	...	...	...	...	...	25,903	
ADDITIONAL EXPENDITURE									£	2,519

The Treasury, New South Wales,  
Sydney, 10th November, 1865.

SAUL SAMUEL,  
Treasurer.

No. I.—SCHEDULES.			PROVIDED IN SCHEDULE.	PROVIDED BY COLONIAL ACTS.
<b>SCHEDULE A.</b>				
His Excellency the Governor	...	...	7,000	
The Chief Justice	...	...	2,000	600
The Puisne Judges, at £2,000	...	...	3,000	3,000
The Colonial Secretary	...	...	2,000	
The Colonial Treasurer	...	...	1,250	250
The Auditor General	...	...	900	
The Attorney General	...	...	1,500	
The Solicitor General	...	...	1,000	
The Governor's Private Secretary	...	...	400	
Provided by the Schedule	...	...	£ 19,050	
Provided by Colonial Acts	...	...	... .. £	3,850
<b>SCHEDULE B.</b>				
<b>Pensions.</b>				
To JUDGES, on their ceasing to hold office:—				
Roger Therry, late Puisne Judge	...	...	1,050	
Sir John Nodes Dickinson, do.	...	...	1,050	2,100
To OFFICERS OF THE GOVERNMENT who, on political grounds, retired, or were released, from office, viz.:—				
Edward Deas Thomson, C.B., formerly Colonial Secretary	...	...	2,000	
Francis Lewis Shaw Merewether, formerly Auditor General	...	...	900	
John Hubert Plunkett, Q.C., formerly Attorney General	...	...	1,200	
Sir William Montague Manning, Q.C., formerly Solicitor General	...	...	800	4,900
To THE UNDERMENTIONED PENSIONERS, according to the Scale and Rates fixed by the Superannuation Act of the Imperial Parliament, 4 & 5. Gul. IV., cap. 24, viz.:—				
George Boyle White, late Surveyor	...	...	222 10 0	
James Larmer, do.	...	...	167 0 0	
Thomas Scott Townsend, do.	...	...	137 11 2	
John James Galloway, do.	...	...	143 19 9	
James Warner, late Assistant Surveyor	...	...	70 0 0	
William Charles Greville, late Clerk in Colonial Secretary's Office	...	...	366 13 4	
Francis Gosling, late Clerk in General Post Office	...	...	52 0 0	
Colin Mackenzie, late Clerk in Supreme Court	...	...	35 10 0	
Nicholas Leader, late Clerk in Court of Requests	...	...	66 5 10	
Osborne Homersham, late Clerk, Customs	...	...	40 0 0	
Robert Ormiston, late Clerk of Petty Sessions, Sydney	...	...	102 0 0	
William Sheridan Wall, late Curator, Australian Museum	...	...	73 9 6	
Rev. Frederick Wilkinson, late Colonial Chaplain	...	...	188 11 8	
Carried forward...	...	...	£ 1,665 11 3	7,000

ESTIMATES OF EXPENDITURE—1866.

No. I.—SCHEDULES.

**SCHEDULE B.—continued.**

Brought forward ... ..	£	.....	7,000 0 0
<b>Pensions—continued.</b>			
Brought forward ... ..	£	1,665 11 3	
Mrs. Susannah Mileham, Widow of Surgeon Mileham ... ..		100 0 0	
William Galvin, late Messenger, Legislative Council ... ..		35 5 8	
Michael Doyle, do., Colonial Treasury ... ..		39 10 0	
James Graves, late Serjeant, Gold Guard ... ..		54 15 0	
Thomas Bevan, late Trooper, Mounted Police ... ..		9 2 6	
John Brenan, late Turnkey, Parramatta Gaol ... ..		28 16 0	
Needham Robinson, late Constable, Sydney Police ... ..		29 13 1	
Bryan Naughton, do., do. ... ..		12 10 0	
Edward Wilson, do., Penrith Police ... ..		14 18 3	
Thomas Hinton, late Porter, Customs ... ..		28 4 0	
Thomas Henry Blackburn Venour, late Shipping Master ... ..		116 1 2	
Frederick Garling, late Landing Surveyor, Customs ... ..		57 8 4	
David Nash, late Warehousekeeper, Customs ... ..		40 12 6	
John Bramwell, late Landing Waiter, do. ... ..		25 3 0	
J. G. N. Gibbes, late Collector of Customs ... ..		114 11 8	
John Moore Dillon, late Criminal Crown Solicitor ... ..		216 13 4	
William Flinn, late Turnkey, Bathurst Gaol ... ..		47 9 0	
Charles Ormsby, late Superintendent of Penal Establishment at Cockatoo Island ... ..		72 4 9	
A. W. Rolleston, late Landing Waiter, Customs ... ..		61 6 2	
King Barton, late Clerk to the Governor General's Private Secretary ... ..		94 10 0	
Thomas Reilly, late Serjeant to Governor General's Orderlies ... ..		32 13 4	
William Macpherson, late Clerk of Legislative Council ... ..		431 13 4	
William Wedge Darke, late Assistant Surveyor ... ..		153 0 11	
James Bean, late Messenger, Survey Department ... ..		18 6 9	
			3,500 0 0
Provided by the Schedule ... ..	£	.....	10,500 0 0

**SUPPLEMENT TO SCHEDULE B.**

James Bean, late Messenger, Survey Department ... ..		11 0 6	
Christopher McDonald, late Turnkey, Maitland Gaol ... ..		34 4 10	
Felix Short, late Storehouseman, Colonial Stores ... ..		39 1 0	
Samuel Raymond, late Prothonotary of Supreme Court, and Curator of Intestate Estates ... ..		198 12 6	
Thomas Easton, late Foreman of Works, Cockatoo Island ... ..		92 4 7	
James Riley, late Sheriff's Bailiff at Goulburn ... ..		43 9 0	
Mrs. Margaret Forster, late Matron, Goulburn Gaol ... ..		14 12 6	
Thomas M. Wright, late Clerk of Petty Sessions at Tenterfield ... ..		59 3 0	
David Moores, late Foreman, Colonial Stores ... ..		48 12 2	
John Hayes, late Storehouseman, do. ... ..		44 8 0	
			585 8 1
Lady Forbes, Widow of the late Sir Francis Forbes, Chief Justice ... ..		200 0 0	
Lady Dowling, Widow of the late Sir James Dowling, Chief Justice ... ..		200 0 0	
Lady Mitchell, Widow of the late Sir Thomas Mitchell, Surveyor General ... ..		200 0 0	
Mrs. Anne Kinchela, Widow of the late Mr. Justice Kinchela ... ..		100 0 0	
Mrs. Anne Petrie, Daughter of the late Captain Flinders, R.N. ... ..		100 0 0	
Edward Robert Stack, late Master of the Benevolent Asylum, Sydney ... ..		133 6 8	
William Bland, in consideration of Services rendered to the Public ... ..		300 0 0	
Mrs. Caroline Chisholm, in consideration of Services rendered to the Colony ... ..		200 0 0	
Mrs. Catherine Loyett, Widow of J. Lovett, late Pilot, Newcastle ... ..		100 0 0	
Mrs. Eliza Milford, Widow of the late Mr. Justice Milford ... ..		200 0 0	
Mrs. Maria Bate Wise, Widow of the late Mr. Justice Wise ... ..		200 0 0	
			1,933 6 8
To BE VOTED ... ..	£	.....	2,518 14 9
TOTAL ... ..	£	.....	13,018 14 9

**SCHEDULE C.**

<b>Public Worship—</b>			
Church of England ... ..		13,977 15 0	
Presbyterian Church ... ..		2,852 0 0	
Wesleyan Methodist Church ... ..		1,572 10 6	
Roman Catholic Church ... ..		7,500 0 0	
			25,902 5 6



II.

Executive and Legislative.

SUMMARY.

	Voted for 1865.	Required for 1866.
His Excellency the Governor ... ..	1,458	1,447
Executive Council ... ..	720	720
Legislative Council ... ..	5,823	6,123
Legislative Assembly ... ..	8,263	8,153
Legislative Council and Assembly ... ..	1,056	1,056
Parliamentary Library ... ..	1,601	1,711
TOTAL ... ..	£ 18,921	19,210

The Treasury, New South Wales,  
Sydney, 10th November, 1865.

SAUL SAMUEL,  
Treasurer.

No. of Persons.		No. II.—EXECUTIVE AND LEGISLATIVE.				SALARIES AND CONTINGENCIES.				
1865	1866					Amount Voted for 1865.		Amount Required for 1866.		
						£		£		
<b>His Excellency the Governor.</b>										
<b>PRIVATE SECRETARY.</b>										
1	1	Private Secretary. (Provided in Schedule.)								
1	1	Clerk to Private Secretary ... ..				315		315		
1	1	Messenger ... ..				100		100		
							415		415	
<b>AIDE-DE-CAMP.</b>										
1	1	Aide-de-Camp, at 9s. 6d. per diem ... ..				173		173		
Mounted Orderlies,—										
1	1	Serjeant, at 3s. 8½d. per diem ... ..				68		68		
1	1	Corporal, at 2s. 8½d. „ ... ..				50		50		
3	3	Troopers, at 1s. 8½d. „ ... ..				94		94		
								12		
							408		397	
						74		74		
						511		511		
						50		50		
							635		635	
9	9	TOTAL ... ..				£	.....	1,458	.....	1,447
<b>Executive Council.</b>										
1	1	Clerk of the Executive Council ... ..				500		500		
1	1	Messenger ... ..				92		92		
1	1	<sup>a</sup> Office-keeper ... ..				18		18		
							610		610	
						100		100		
						10		10		
							110		110	
3	3	TOTAL ... ..				£	.....	720	.....	720
<b>Legislative Council.</b>										
1	1	President ... ..				1,200		1,200		
1	1	Chairman of Committees... ..				500		500		
1	1	Clerk of the Parliaments ... ..				700		800		
1	1	Clerk Assistant ... ..				500		600		
1	1	Usher of the Black Rod ... ..				400		400		
1	1	Short-hand Writer ... ..				500		550		
1	1	First Clerk ... ..				400		400		
1	1	Second Clerk ... ..				300		350		
1	1	Third Clerk ... ..				250		250		
1	1	Additional Clerk... ..				175		175		
1	1	Chief Messenger ... ..				150		150		
1	1	Door-keeper ... ..				120		120		
2	2	Assistant Messengers, at £110 ... ..				220		220		
							5,415		5,715	
						183		183		
						20		20		
						30		30		
						75		75		
						100		100		
							408		408	
14	14	TOTAL ... ..				£	.....	5,823	.....	6,123

<sup>a</sup> Office-keeper to Chief Secretary's Department; Salary, 3s. 4d. per diem.

ESTIMATES OF EXPENDITURE—1866.

No. II.—EXECUTIVE AND LEGISLATIVE.

No. of Persons.		SALARIES AND CONTINGENCIES.			
1865	1866	Amount Voted for 1865.		Amount Required for 1866.	
		£		£	
<b>Legislative Assembly.</b>					
1	1	Speaker ... ..	1,200	1,200	
1	1	Chairman of Committees ... ..	500	500	
1	1	Clerk of Assembly ... ..	800	800	
1	1	Clerk Assistant ... ..	600	600	
1	1	Second Clerk Assistant ... ..	400	400	
1	1	Sergeant-at-Arms ... ..	400	400	
1	1	Short-hand Writer ... ..	550	550	
1	1	Clerk of Records ... ..	400	400	
1	1	Do. Select Committees ... ..	350	350	
1	1	Do. Printing Branch ... ..	300	300	
1	1	Copying Clerk ... ..	250	250	
1	1	Clerk in charge of Printed Papers ... ..	250	250	
1	1	Principal Messenger ... ..	150	150	
1	1	Do. Doorkeeper ... ..	120	120	
3	2	Assistant Messengers, at £110 ... ..	330	220	
				6,600	6,490
		Sessional Short-hand Writers ... ..	300	300	
		Extra Copying Clerks, at £175 (10 months) ... ..	292	292	
		Extra Messengers, at £137 (do.) ... ..	571	571	
		Gas Light... ..	300	300	
		Expenses of Witnesses summoned before Select Committees ... ..	100	100	
		Incidental Expenses ... ..	100	100	
				1,663	1,663
17	16	TOTAL ... ..	£ 8,263	.....	8,153
<b>Legislative Council and Assembly.</b>					
1	1	Steward and Housekeeper ... ..	225	225	
1	1	Assistant Housekeeper ... ..	64	64	
1	1	Watchman ... ..	110	110	
1	1	House Servant ... ..	110	110	
1	1	Stable Man ... ..	110	110	
1	1	Female Servant ... ..	54	54	
				673	673
		Servants for the Refreshment Room ... ..	283	283	
		Sperm Candles ... ..	30	30	
		Gas for Two Lamps over Entrance Gates ... ..	20	20	
		Incidental Expenses ... ..	50	50	
				383	383
6	6	TOTAL ... ..	£ 1,056	.....	1,056
<b>Parliamentary Library.</b>					
1	1	Librarian ... ..	400	400	
1	1	Assistant Librarian ... ..	300	300	
1	1	Second Assistant Librarian ... ..	200	200	
...	1	<sup>a</sup> Messenger... ..	.....	110	
				900	1,010
		Books and Periodicals ... ..	450	450	
		Periodicals, Newspapers, &c., for Council Reading-room ... ..	100	100	
		Do. do. for Assembly Reading-room ... ..	100	100	
		Insurance of Books ... ..	26	26	
		Incidental Expenses ... ..	25	25	
				701	701
3	4	TOTAL ... ..	£ 1,601	.....	1,711

<sup>a</sup> Transferred from the Estimate for the Legislative Assembly.





## III.

## Chief Secretary.

## SUMMARY.

	Voted for 1865.	Required for 1866.
Chief Secretary ... ..	4,755	4,755
Military Allowance ... ..	15,729	*
Volunteers ... ..	5,329	6,582
Naval Brigade ... ..	3,400	3,450
Police ... ..	152,325	149,262
Petty Sessions ... ..	34,921	34,451
Gold and Escort ... ..	8,200	7,700
Gaols and Penal Establishment	56,375	62,202
Lunatic Asylums ... ..	22,622	23,132
Medical Board ... ..	44	44
Vaccine Institution ... ..	2,012	2,150
Auditor General ... ..	4,507	4,507
Registrar General	12,200	12,095
Observatory ... ..	1,600	2,600
Museum ... ..	500	500
Colonial Agent ... ..	1,300	1,300
National Schools	35,000	35,000
Denominational Schools	35,000	35,000
Protestant Orphan School	3,269	3,249
Roman Catholic Orphan School	4,500	4,541
Asylums for the Infirm and Destitute	10,000	10,000
Grants in aid of Public Institutions	200	6,925
Charitable Allowances ... ..	21,993	25,099
Miscellaneous Services ... ..	19,580	68,380
<b>TOTAL</b> ... ..	<b>£ 455,361</b>	<b>502,924</b>

\* See Special Appropriations, 1866.

The Treasury, New South Wales,  
Sydney, 10th November, 1865.

4—D

SAUL SAMUEL,  
Treasurer.

No. of Persons.		No. III.—CHIEF SECRETARY.				SALARIES AND CONTINGENCIES.			
1865	1866					Amount Voted for 1865.		Amount Required for 1866.	
						£		£	
<b>Chief Secretary.</b>									
1	1	Chief Secretary. (Provided in Schedule.)							
1	1	Under Secretary ... ..				800		800	
1	1	Chief Clerk ... ..				650		650	
1	1	Clerk ... ..				450		450	
3	3	Clerks, at £400 ... ..				1,200		1,200	
1	1	Clerk .. ..				275		275	
2	2	Clerks, at £250 ... ..				500		500	
1	1	Clerk ... ..				225		225	
1	1	Do. ... ..				200		200	
1	1	<sup>a</sup> Messenger... ..				123		123	
1	1	Do. ... ..				104		104	
1	1	<sup>b</sup> Office-keeper, at 3s. 4d. per diem ... ..				61		61	
1	1	<sup>a</sup> Watchman, at 5s. do. ... ..				92		92	
							4,680		4,680
		Incidental Expenses ... ..				.....	75	.....	75
16	16	TOTAL ... ..				£	.....	.....	4,755
<b>Military Allowance.</b>									
INFANTRY.									
		Head Quarters Staff ... ..				256			
		Troops serving in New South Wales—consisting of 27 Officers, 43 Non-Commissioned Officers, and 392 Drummers and Privates ... ..				4,067			
		Allowance for Quarters ... ..				549			
		Barrack Supplies, Postage, and Incidental Expenses ... ..				2,401			
							7,273		
ARTILLERY.									
		One Battery—consisting of Captain Commanding, 4 Officers, 23 Non-Commissioned Officers, and 100 Gunners ... ..				6,212		*	
		Provisions ... ..				1,400			
		Forage ... ..				50			
		Apprehension of Deserters ... ..				100			
		Fuel ... ..				330			
		Light ... ..				110			
		Stationery ... ..				15			
		Working Pay ... ..				209			
		Postage ... ..				30			
							8,456		
		TOTAL ... ..				£	.....	.....	15,729
<i>To be issued to the Military Accountant, for the time being, on behalf of Her Majesty.</i>									

<sup>a</sup> Provided with Quarters.<sup>b</sup> Provided with Quarters, Fuel, and Light.

\* The amount required for 1866 is included amongst the Special Appropriations, permanent provision having been made under the "Military Contribution Act of 1865," for this Service.

## ESTIMATES OF EXPENDITURE—1866.

15

No. of Persons.		No. III.—CHIEF SECRETARY.				SALARIES AND CONTINGENCIES.				
1865	1866	Volunteers.				Amount Voted for 1865.		Amount Required for 1866.		
						£		£		
		<b>SALARIES.</b>								
		<i>Staff.</i>								
1	1	Commandant of all Volunteers ...	...	...	...	500		500		
...	1	Brigade Major, at 20s. per diem ...	...	...	...	.....		365		
1	1	Brigade Adjutant, Paymaster, and Quarter-Master, at 15s. per diem ...	...	...	...	274		274		
1	1	Clerk, at 8s. per diem ...	...	...	...	128		146		
							902		1,285	
		<i>Artillery.</i>								
...	1	Assistant Inspector, at 5s. per diem ...	...	...	...	.....		92		
1	1	Sergeant for Drill Instructors, at 7s. per diem ...	...	...	...	128		128		
							128		220	
		<i>Rifles.</i>								
1	1	Sergeant-Major, at 10s. per diem ...	...	...	...	146		183		
...	1	Quarter-Master Sergeant, at 8s. per diem ...	...	...	...	.....		146		
...	1	Musketry Instructor Sergeant, at 8s. per diem ...	...	...	...	.....		146		
...	3	Sergeants, at 7s. per diem ...	...	...	...	.....		384		
4	...	Drill Instructors, at 40s. per week ...	...	...	...	416		.....		
1	1	Bugler and Office-keeper, at 7s. per diem ...	...	...	...	104		128		
1	1	Armourer, at 5s. per diem ...	...	...	...	104		92		
1	1	Marker for Rifle Range, at 5s. per diem ...	...	...	...	55		92		
							825		1,171	
		<b>CONTINGENCIES.</b>								
		<i>Artillery.</i>								
		Capitation Allowance for effective members, 200 at 40s. each ...	...	...	...	400		400		
		Forage Allowance for Assistant Inspector, at 3s. 6d. per diem ...	...	...	...	46		64		
		Hire of Horses for Guns ...	...	...	...	100		100		
		<i>Rifles.</i>								
		Clothing for Staff ...	...	...	...	40		50		
		Forage Allowance for Commanding Officer, Brigade Major, and Brigade Adjutant, at 3s. 6d. per diem ...	...	...	...	138		192		
		Travelling Expenses ...	...	...	...	50		100		
		Armoury Repairs and Material, Freight and Cartage of Ammunition, and Incidental Expenses ...	...	...	...	300		200		
		Capitation Allowance for effective members, 1,250, at 30s. each per annum ...	...	...	...	1,875		1,875		
		Marksmen's Badges, at 9s. 6d. each ...	...	...	...	75		75		
		Contribution to Band, on condition of one-third more being raised by private Subscription ...	...	...	...	200		300		
		Rifle Association, for Prizes, on condition of an equal amount being raised by private Subscription ...	...	...	...	250		250		
		An additional 10s. per annum for every effective Volunteer who has gone through a course of musketry, say for 600 ...	...	...	...	.....		300		
							3,474		3,906	
12	15	<b>TOTAL ...</b>				£	.....	5,329	.....	6,582
		<b>Naval Brigade.</b>								
1	1	Captain Commanding ...	...	...	...	50		50		
1	1	Clerk and Accountant ...	...	...	...	50		50		
1	1	Gunnery Instructor, Sydney ...	...	...	...	120		120		
1	1	Do., Newcastle ...	...	...	...	20		36		
5	5	Lieutenants, at 4s. per diem ...	...	...	...	365		365		
5	5	Sub-Lieutenants, at 2s. per diem ...	...	...	...	183		183		
10	10	Warrant Officers, at £18 each ...	...	...	...	180		180		
200	200	A. B's., at £12 each ...	...	...	...	2,400		2,400		
							3,368		3,384	
		Incidental Expenses ...	...	...	...	.....	32	.....	66	
224	224	<b>TOTAL ...</b>				£	.....	3,400	.....	3,450

No. of Persons.		No. III.—CHIEF SECRETARY:						SALARIES AND CONTINGENCIES.				
1865	1866							Amount Voted for 1865.		Amount Required for 1866.		
								£		£		
<b>Police.</b>												
<b>GENERAL ESTABLISHMENT.</b>												
1	1	Inspector-General	...	...	...	...	...	800		800		
1	1	Secretary	...	...	...	...	...	500		500		
2	2	Clerks, at £300	...	...	...	...	...	600		600		
1	1	Clerk	...	...	...	...	...	200		200		
1	1	Do.	...	...	...	...	...	175		175		
1	1	Do.	...	...	...	...	...	150		150		
1	1	Do.	...	...	...	...	...	125		150		
1	1	Office-keeper	...	...	...	...	...	25		25		
									2,575		2,600	
<b>CONSTABULARY.</b>												
1	1	Superintendent, at £500	...	...	...	...	...	500		500		
2	3	Superintendents, at £450	...	...	...	...	...	900		1,350		
2	1	Do., at £400	...	...	...	...	...	800		400		
3	5	Inspectors, at £300	...	...	...	...	...	900		1,500		
18	18	Sub-Inspectors, at £200	...	...	...	...	...	3,600		3,600		
45	45	Sergeants, 1st Class, at 9s. 6d.	...	...	...	...	...					
60	60	Do., 2nd Class, at 8s. 3d.	...	...	...	...	...					
160	160	Senior Constables, at 6s. 9d.	...	...	...	...	...					
588	588	Ordinary do., at 6s.	...	...	...	...	...	103,943		103,943		
25	25	Supernumerary Constables, at 4s.	...	...	...	...	...					
2	2	Van Drivers, at 7s. 6d.	...	...	...	...	...					
20	20	Trackers, at 2s. 6d.	...	...	...	...	...					
									110,643		111,293	
<b>DETECTIVES.</b>												
...	1	Clerk	...	...	...	...	...	.....		225		
6	5	Detectives, 1st Class, at 10s.	...	...	...	...	...					
6	6	Do., 2nd Class, at 9s.	...	...	...	...	...	2,957		2,774		
6	6	Do., 3rd Class, at 8s.	...	...	...	...	...					
									2,957		2,999	
1	1	Police Surgeon*	...	...	...	...	...	.....	200	.....	200	
									116,375		117,092	
<b>CONTINGENCIES.</b>												
Allowance to Members of the Police Force, when absent from their Quarters on duty								3,250		3,000		
Provisions for Prisoners in Lock-ups								1,800		1,500		
Fuel, Light, and Water, to Lock-ups and Barracks								2,750		2,200		
Rent of Premises for Police purposes								2,500		2,500		
Forage								15,000		14,000		
Remount Horses								1,750		1,500		
Shoeing, Veterinary Attendance, and Medicine								1,200		1,200		
Medical Attendance								950		720		
Conveyance of Prisoners and Police								4,500		3,500		
Fencing Paddocks								750		550		
Incidental Expenses—Repairs to Arms, Saddlery, Carts, destroying Dogs								1,500		1,500		
									35,950		32,170	
954	956	<b>TOTAL</b>						£	.....	152,325	.....	149,262

\* Also Vaccinator, Sydney; Salary, £240 per annum proposed for 1866.

## ESTIMATES OF EXPENDITURE—1866.

17

## No. III.—CHIEF SECRETARY.

No. of Persons.								SALARIES AND CONTINGENCIES.			
1865	1866							Amount Voted for 1865.		Amount Required for 1866.	
								£		£	
<b>Petty Sessions.</b>											
<b>POLICE MAGISTRATES.</b>											
2	2	Police Magistrates, at £600	...	...	...	...	...	1,200		1,200	
11	11	Do., at £500	...	...	...	...	...	5,500		5,500	
11	11	Do., at £450	...	...	...	...	...	4,950		4,950	
4	4	Do., at £420	...	...	...	...	...	1,680		1,680	
2	2	Do., at £375	...	...	...	...	...	750		750	
1	1	Do.	...	...	...	...	...	370		370	
1	1	Do.	...	...	...	...	...	350		350	
2	2	Do., at £325	...	...	...	...	...	650		650	
1	1	Do.	...	...	...	...	...	100		100	
35	35								15,550		15,550
<b>CLERKS OF PETTY SESSIONS.</b>											
1	1	Clerk	...	...	...	...	...	430		430	
1	1	Do.	...	...	...	...	...	350		350	
1	1	Do.	...	...	...	...	...	300		300	
3	3	Do., at £250	...	...	...	...	...	750		750	
7	7	Do., at £225	...	...	...	...	...	1,575		1,575	
1	1	Do.	...	...	...	...	...	220		220	
6	6	Do., at £200	...	...	...	...	...	1,200		1,200	
50	50	Do., at £175	...	...	...	...	...	8,750		8,750	
7	7	Do., at £150	...	...	...	...	...	1,050		1,050	
1	1	Do.	...	...	...	...	...	140		140	
1	1	Do.	...	...	...	...	...	125		125	
2	2	Do., at £120	...	...	...	...	...	240		240	
8	8	Do., at £50	...	...	...	...	...	400		400	
1	1	Messenger	...	...	...	...	...	72		72	
1	1	Boy do., Newcastle	...	...	...	...	...	40		40	
2	2	Office-keepers, at £25	...	...	...	...	...	50		50	
									15,692		15,692
<b>CONTINGENCIES:</b>											
		Allowance to Police Magistrates attending other Benches						300		300	
		Allowances to Clerks of Petty Sessions visiting other Benches	...	...	...	...	...	750		750	
		Inspector of Weights and Measures, Central Police Office						200		200	
		Allowance to Court House Keepers	...	...	...	...	...	659		659	
		Fees to Interpreters	...	...	...	...	...	250		100	
		Fees to Medical Practitioners in Lunacy cases	...	...	...	...	...	200		150	
		Rent of Court Houses	...	...	...	...	...	600		400	
		Fuel, Light, and Water	...	...	...	...	...	400		350	
		Incidental	...	...	...	...	...	320		300	
									3,679		3,209
93	93	<b>TOTAL</b>	...	...	...	...	...	£	34,921	£	34,451
<b>Gold and Escort.</b>											
		Freight and Conveyance of Gold and Escorts	...	...	...	...	...	7,200		*7,200	
		To meet Unforeseen Expenses, in cases of emergency connected with Gold Fields and Escort	...	...	...	...	...	1,000		500	
									8,200		7,700
		<b>TOTAL</b>	...	...	...	...	...	£	8,200	£	7,700

\* This Expenditure will be reimbursed by the Gold Escort Charges.

		No. III.—CHIEF SECRETARY.						SALARIES AND CONTINGENCIES.			
No. of Persons.								Amount Voted for 1865.		Amount Required for 1866.	
1865	1866							£		£	
<b>Gaols and Penal Establishment.</b>											
GENERAL ESTABLISHMENT.											
1	1	Inspector of Prisons (and Sheriff)	...	...	...	...	800		800		
...	1	Chief Clerk	...	...	...	...	.....		300		
...	1	Clerk	...	...	...	...	.....		250		
...	1	Do.	...	...	...	...	.....		175		
...	1	Do.	...	...	...	...	.....		100		
1	5							800		1,625	
SYDNEY GAOL.											
1	1	Principal Gaoler	...	...	...	...	300		350		
1	1	Visiting Surgeon	...	...	...	...	270		270		
1	1	Clerk	...	...	...	...	230		200		
1	1	Do.	...	...	...	...	100		120		
1	1	Schoolmaster	...	...	...	...	200		200		
1	1	Chief Warder	...	...	...	...	150		200		
1	1	Senior Warder, at 7s. 6d.	...	...	...	...	137		137		
6	5	Warders, at 7s.	...	...	...	...	767		639		
10	10	Do., at 6s. 9d.	...	...	...	...	1,232		1,232		
16	22	Do., at 6s. 6d.	...	...	...	...	1,898		2,610		
...	1	Overseer	...	...	...	...	.....		200		
4	3	Overseers, at 10s....	...	...	...	...	730		548		
1	1	Messenger, at 6s. 6d. per diem	...	...	...	...	119		119		
1	1	Matron	...	...	...	...	75		100		
5	5	Female Warders, at £46...	...	...	...	...	180		230		
1	1	Chaplain, Church of England	...	...	...	...	120		120		
1	1	Do., Roman Catholic	...	...	...	...	120		120		
1	1	Do., Presbyterian	...	...	...	...	50		50		
							6,678		7,445		
		Provisions, Medical Comforts, Medicines, Surgical Instruments, and Incidental Expenses	...	...	...	...	3,000		3,700		
		Books for use of Prisoners, and Material for Binding and Repairing	...	...	...	...	30		*.....		
53	58						3,030		3,700		
								9,708		11,145	
54	63	Carried forward	...	...	...	£	.....	10,508	.....	12,770	

\* Placed under "Gaols generally" for 1866.

ESTIMATES OF EXPENDITURE—1866.

No. III.—CHIEF SECRETARY.

No. of Persons.		SALARIES AND CONTINGENCIES.			
1865	1866	Amount Voted for 1865.		Amount Required for 1866.	
54	63	£		£	
<b>Gaols and Penal Establishment—continued.</b>					
		Brought forward ... ..	10,508	.....	12,770
<b>PARRAMATTA GAOL.</b>					
1	1	Visiting Justice ... ..	100	100	
1	1	Gaoler ... ..	200	250	
1	1	Matron ... ..	20	20	
1	1	Visiting Surgeon... ..	78	78	
1	1	Schoolmaster ... ..	200	200	
1	1	Clerk ... ..	120	150	
1	1	Dispenser ... ..	100	100	
1	1	Chief Warder ... ..	137	146	
1	1	Senior Warder, at 7s. ... ..	128	128	
25	25	Warders, at 6s. 6d. ... ..	2,966	2,966	
3	3	Trade Overseers, at 10s. ... ..	548	548	
1	1	Chaplain, Church of England ... ..	25	25	
1	1	Do., Roman Catholic ... ..	25	25	
1	1	Messenger, at 5s.... ..	92	92	
1	1	Carter, at 6s. ... ..	110	110	
			4,849	4,938	
41	41	Provisions, Medical Comforts and Medicines, Fuel, Light, Water, and Incidental Expenses ... ..	2,611	2,632	
			7,460		7,570
<b>BATHURST GAOL.</b>					
1	1	Gaoler ... ..	150	175	
1	1	Matron ... ..	42	42	
1	1	Visiting Surgeon... ..	70	70	
1	1	Clerk and Schoolmaster ... ..	128	128	
1	1	Chief Warder, at 7s. 6d. ... ..	124	137	
9	9	Warders, at 6s. 6d. ... ..	1,068	1,068	
1	1	Female Warder ... ..	30	46	
1	1	Chaplain, Church of England ... ..	25	25	
1	1	Do., Roman Catholic ... ..	25	25	
			1,662	1,716	
		Provisions, Fuel, Light, Water, Medical Comforts, Medicines, and Incidental Expenses ... ..	1,095	1,095	
		Books for the use of Prisoners ... ..	5	.....	
		Removal of Nightsoil ... ..	82	82	
17	17		1,182	1,177	
			2,844		2,893
<b>MAITLAND GAOL.</b>					
1	1	Gaoler ... ..	150	175	
1	1	Matron ... ..	42	42	
1	1	Visiting Surgeon... ..	70	70	
1	1	Clerk and Schoolmaster ... ..	150	140	
1	1	Chief Warder, at 7s. 6d. ... ..	124	137	
7	10	Warders, at 6s. 6d. ... ..	831	1,187	
1	1	Female Warder ... ..	36	46	
1	1	Chaplain, Church of England ... ..	25	25	
1	1	Do., Roman Catholic ... ..	25	25	
			1,453	1,847	
		Provisions, Fuel, Light, Water, Medical Comforts, Medicines, and Incidental Expenses ... ..	1,100	1,100	
		Books for the use of Prisoners ... ..	5	.....	
15	18		1,105	1,100	
			2,558		2,947
127	139	Carried forward ... ..	£ .....	23,370	26,180

No. of Persons.		No. III.—CHIEF SECRETARY.				
1865	1866	SALARIES AND CONTINGENCIES.				
		Amount Voted for 1865.		Amount Required for 1866.		
		£		£		
		<b>Gaols and Penal Establishment—continued.</b>				
127	139	Brought forward	.....	23,370	.....	26,180
		<b>GOULBURN GAOL.</b>				
1	1	Gaoler	150		175	
1	1	Matron	42		42	
1	1	Visiting Surgeon	70		70	
1	1	Clerk and Schoolmaster	150		128	
1	1	Chief Warder, at 7s. 6d.	124		137	
10	10	Warders, at 6s. 6d.	1,187		1,187	
1	1	Female Warder	30		46	
1	1	Chaplain, Church of England	25		25	
1	1	Do., Roman Catholic	25		25	
			1,803		1,835	
		Provisions, Fuel, Light, Medical Comforts, and Incidental Expenses	890		900	
		Allowance to Chief Warder, in lieu of Quarters, of 10s. per week	.....		26	
18	18		890		926	
				2,693		2,761
		<b>BERRIMA GAOL.</b>				
1	1	Visiting Justice	75		75	
1	1	Gaoler	150		200	
1	1	Matron	42		42	
1	1	Visiting Surgeon and Dispenser	150		200	
1	1	Clerk and Schoolmaster	150		150	
1	1	Chief Warder, at 7s. 6d.	124		137	
...	1	Senior Warder, at 6s. 9d.	.....		124	
16	15	Warders, at 6s. 6d.	1,898		1,780	
1	1	Chaplain, Church of England	25		100	
1	1	Do., Roman Catholic	25		75	
			2,639		2,883	
		Provisions, Fuel, Light, Water, Medical Comforts, Medicines, Incidental Expenses, and Surgical Instruments	1,340		1,140	
24	24			3,979		4,023
		<b>ALBURY GAOL.</b>				
1	1	Gaoler	120		140	
1	1	Matron	20		20	
4	4	Warders, at 6s. 6d.	475		475	
			615		635	
6	6	Provisions, Medical Comforts, Medicines, Fuel, Light, Water, and Incidental Expenses	471		421	
				1,086		1,056
175	187	Carried forward	.....	31,128	.....	34,020



No. III.—CHIEF SECRETARY.

No. of Persons.						SALARIES AND CONTINGENCIES.			
1865	1866					Amount Voted for 1865.		Amount Required for 1866.	
						£		£	
		<b>Gaols and Penal Establishment—continued.</b>							
175	187	Brought forward ... ..				.....	31,128	.....	34,020
<b>BRAIDWOOD GAOL.</b>									
1	1	Visiting Justice ... ..				50		50	
1	1	Gaoler ... ..				120		140	
1	1	Matron ... ..				20		20	
1	1	Visiting Surgeon ... ..				50		50	
3	4	Warders, at 6s. 6d. ... ..				356		475	
						596		735	
Provisions, Medical Comforts, Medicines, Fuel, Light, Water, and Incidental Expenses ... ..						353		348	
							949		1,083
7	8								
<b>MUDGE GAOL.</b>									
1	1	Gaoler ... ..				120		140	
1	1	Visiting Surgeon... ..				50		50	
1	1	Matron ... ..				20		20	
4	4	Warders, at 6s. 6d. ... ..				475		475	
						665		685	
Provisions, Medical Comforts, Medicines, Fuel, Light, Water, and Incidental Expenses ... ..						390		295	
							1,055		980
7	7								
<b>GRAFTON GAOL.</b>									
1	1	Gaoler ... ..				120		140	
1	1	Matron ... ..				20		20	
2	2	Warders, at 6s. 6d. ... ..				238		238	
						378		398	
Provisions, Medical Comforts, Medicines, Fuel, Light, Water, and Incidental Expenses ... ..						114		124	
							492		522
4	4								
<b>WOLLONGONG GAOL.</b>									
1	1	Visiting Justice ... ..				50		50	
1	...	Visiting Surgeon... ..				25		...	
1	1	Gaoler ... ..				120		140	
1	1	Matron ... ..				20		20	
3	4	Warders, at 6s. 6d. ... ..				356		475	
						571		685	
Provisions, Medical Comforts, Medicines, Fuel, Light, Water, and Incidental Expenses ... ..						385		445	
							956		1,130
7	7								
200	213	Carried forward ... ..				£ .....	34,580	.....	37,735

No. of Persons.				SALARIES AND CONTINGENCIES.			
1865	1866			Amount Voted for 1865.		Amount Required for 1866.	
				£		£	
<b>No. III.—CHIEF SECRETARY.</b>							
<b>Gaols and Penal Establishment—continued.</b>							
200	213	Brought forward ... ..		.....	34,580	.....	37,735
ARMIDALE GAOL.							
1	1	Gaoler ... ..		120		140	
1	1	Matron ... ..		20		20	
3	3	Warders, at 6s. 6d. ... ..		356		356	
				496		516	
Provisions, Medical Comforts, Medicines, Fuel, Light, Water, and Incidental Expenses ... ..				258	754	258	774
5	5						
WAGGA WAGGA GAOL.							
1	1	Gaoler ... ..		120		140	
1	1	Matron ... ..		20		20	
3	3	Warders, at 6s. 6d. ... ..		356		356	
				496		516	
Provisions, Medical Comforts, Medicines, Fuel, Light, Water, and Incidental Expenses ... ..				240	736	450	966
5	5						
EDEN GAOL.							
1	...	Gaoler ... ..		120		.....	
1	1	Matron ... ..		20		20	
2	1	Warder, at 6s. 6d. ... ..		238		119	
				378		139	
Provisions, Medical Comforts, Medicines, Fuel and Light, Water, and Incidental Expenses ... ..				154	532	.....	139
4	2						
YASS GAOL.							
1	1	Visiting Justice ... ..		50		50	
1	1	Gaoler ... ..		120		140	
1	1	Matron ... ..		20		20	
1	1	Visiting Surgeon ... ..		50		50	
4	4	Warders, at 6s. 6d. ... ..		475		475	
				715		735	
Provisions, Medical Comforts, Medicines, Fuel, Light, Water, and Incidental Expenses ... ..				425	1,140	500	1,235
8	8						
222	233	Carried forward ... ..		£ .....	37,742	.....	40,849

## No. III.—CHIEF SECRETARY.

No. of Persons.						SALARIES AND CONTINGENCIES.			
1865	1866					Amount Voted for 1865.		Amount Required for 1866.	
						£		£	
<b>Gaols and Penal Establishment—continued.</b>									
222	233	Brought forward ... ..				.....	37,742	.....	40,849
<b>WINDSOR GAOL.</b>									
1	...	Visiting Justice ... ..				50		.....	
1	...	Visiting Surgeon... ..				50		.....	
1	...	Gaoler, at £120 per annum ... ..				120		.....	
1	1	Matron, at £20 per annum ... ..				20		20	
2	1	Warder, at 6s. 6d. ... ..				238		119	
						478		139	
Provisions, Medical Comforts, Medicines, Fuel, Light, Water, and Incidental Expenses ... ..						430		.....	
							908		139
6	2								
<b>DENILIQUIN GAOL.</b>									
1	...	Visiting Surgeon... ..				50		.....	
1	1	Gaoler ... ..				120		140	
1	1	Matron, at £20 per annum ... ..				20		20	
4	4	Warders, at 6s. 6d. ... ..				475		475	
						665		635	
Provisions, Medical Comforts, Medicines, Fuel, Light, Water, and Incidental Expenses ... ..						396		440	
							1,061		1,075
7	6								
<b>PORT MACQUARIE GAOL.</b>									
...	1	Gaoler ... ..				.....		175	
...	1	Visiting Surgeon... ..				.....		150	
...	1	Matron ... ..				.....		20	
...	1	Clerk and Schoolmaster ... ..				.....		128	
...	1	Chief Warder, at 7s. 6d. per diem ... ..				.....		137	
...	10	Warders, at 6s. 6d. per diem ... ..				.....		1,187	
...	1	Chaplain, Church of England ... ..				.....		25	
...	1	Do., Roman Catholic ... ..				.....		25	
						.....		1,847	
Provisions, Medical Comforts, Medicines, Fuel, Light, Water, and Incidental Expenses ... ..						.....		1,450	
									3,297
...	17								
<b>GUNDAGAI GAOL.</b>									
1	1	Warder, at 6s. 6d. ... ..				.....	119	.....	119
<b>TAMWORTH GAOL.</b>									
2	2	Warders, at 6s. 6d. ... ..				.....	238	.....	238
<b>ORANGE GAOL.</b>									
2	2	Warders, at 6s. 6d. ... ..				.....	238	.....	238
<b>TENTERFIELD GAOL.</b>									
1	1	Matron ... ..				20		20	
1	1	Warder, at 6s. 6d. ... ..				119		119	
							139		139
2	2								
<b>WELLINGTON GAOL.</b>									
1	1	Warder, at 6s. 6d. ... ..				.....	119	.....	119
243	266	Carried forward ... ..				£	40,564	.....	46,213

No. of Persons.		SALARIES AND CONTINGENCIES.			
1865	1866	Amount Voted for 1865.		Amount Required for 1866.	
		£		£	
<b>No. III.—CHIEF SECRETARY.</b>					
<b>Gaols and Penal Establishment—continued.</b>					
243	266	Brought forward ... ..	40,564	46,213	
<b>GAOLS, COUNTRY DISTRICTS.</b>					
20	20	Gaolers, at £20 each per annum... ..	400	400	
		Provisions and Medical Attendance for Prisoners confined in Lock-ups proclaimed as Gaols ... ..	1,500	1,500	
			1,900	1,900	
<b>GAOLS GENERALLY.</b>					
1	1	Extra Warders, at 6s. 6d. per day ... ..	500	500	
2	2	Trades Overseer (for Sydney Gaol) ... ..	200	200	
6	4	Trades Overseers (for Parramatta and Berrima Gaols), at £150 ... ..	300	300	
		Trades Foremen, at 7s. 6d. per diem ... ..	600	548	
		Books for the use of Prisoners, and materials for binding and repairing ... ..	*.....	30	
		For conveyance of Prisoners, while under escort by Police, to Gaols other than the place of sentence... ..	400	400	
		For conveyance of Prisoners, being lunatics, infirm persons, or paupers, under escort other than Police. ... ..	300	300	
		For gratuities to Prisoners on their discharge from Gaols ... ..	300	400	
		For purchase of materials for, and incidental expenses connected with, employment of Prisoners in Gaols ... ..	2,500	2,500	
			5,100	5,178	
9	7				
<b>PENAL ESTABLISHMENT, COCKATOO ISLAND.</b>					
1	1	Superintendent. (Duty performed by Engineer-in-Chief.) ... ..	.....	.....	
1	1	Clerk, and Clerk of Petty Sessions ... ..	200	200	
1	1	a Principal Warder ... ..	180	180	
1	1	b Visiting Surgeon... ..	130	130	
1	1	Dispenser ... ..	150	150	
1	1	Schoolmaster ... ..	150	150	
1	1	Second Warder, at 8s. ... ..	146	146	
1	1	Third Warder, at 7s. 6d. ... ..	137	137	
3	3	Warders, at 7s. ... ..	384	384	
35	35	Police Force—1 Senior Serjeant, at 9s. 6d.; 2 Serjeants, at 8s. 3d.; 2 Senior Constables, at 6s. 9d.; and 30 Constables, at 6s. per diem... ..	4,006	4,006	
1	1	c Chaplain, Church of England ... ..	120	120	
1	1	Do., Roman Catholic ... ..	120	120	
1	1	Do., Presbyterian ... ..	50	50	
			5,773	5,773	
		Provisions, Medical Comforts, Medicines, Surgical Instruments, and Incidental Expenses ... ..	2,673	2,673	
		Uniforms for Warders ... ..	35	35	
		Burial of Prisoners ... ..	10	10	
		Gratuities to Prisoners, for Extra Labour ... ..	120	120	
		Gratuities to Prisoners on their discharge ... ..	.....	100	
49	49		2,838	2,938	
			8,611	8,711	
1	1	VISITING JUSTICE at Sydney Gaol, and Penal Establishment, Cockatoo Island ... ..	.....	200	200
322	343	TOTAL ... ..	£ 56,375	62,202	

\* Voted for 1865 under "Sydney Gaol."

a The Officers who reside on the Island are allowed Provisions, Fuel, and Light. b Surgeon also to the Sydney Gaol; Salary, £270 per annum.

c Chaplain also to the Sydney Gaol; Salary, £120 per annum.

## ESTIMATES OF EXPENDITURE—1866.

25

No. of Persons.		No. III.—CHIEF SECRETARY.			
		SALARIES AND CONTINGENCIES.			
1865	1866	Amount Voted for 1865.		Amount Required for 1866.	
		£		£	
<b>Lunatic Asylums.</b>					
		Allowance to Medical Board, appointed to make weekly visits, at £5 per week ... ..			
		.....	260	.....	500
<b>TARBAN.</b>					
1	1	Superintendent ... ..	650	650	
1	1	Assistant Medical Officer ... ..	250	250	
1	1	Clerk ... ..	130	130	
1	1	Dispenser ... ..	100	100	
1	1	Storekeeper ... ..	100	100	
1	1	Matron ... ..	90	100	
1	1	Master Attendant ... ..	90	90	
5	5	Senior Male Attendants, at £72... ..	360	360	
19	19	Junior Do., at £66... ..	1,254	1,254	
3	4	Senior Female Attendants, at £50 ... ..	150	200	
13	12	Junior Do., at £46 ... ..	598	552	
7	7	Servants—one at £77; one at £60; three at £50; and two at £45 ... ..	377	377	
			4,149	4,163	
		Allowance in lieu of Provisions, Fuel, and Light, to the Superintendent and Clerk, at £45 each ... ..			
			90	90	
		Provisions and Medical Comforts ... ..			
			6,859	6,860	
		Medicines and Surgical Instruments ... ..			
			.....	100	
		Forage for two Horses ... ..			
			110	110	
		Books and Periodicals ... ..			
			20	20	
		House Rent for the Clerk ... ..			
			.....	35	
		Incidental Expenses ... ..			
			55	55	
54	54		7,134	7,270	
			11,283	11,433	
<b>PARRAMATTA.</b>					
1	1	Superintendent ... ..	600	600	
1	1	Storekeeper and Manager ... ..	220	220	
1	1	Matron ... ..	100	100	
1	1	Dispenser ... ..	120	120	
1	1	Clerk ... ..	120	120	
1	1	Master Attendant ... ..	130	150	
25	25	Male Attendants—one at £75; three at £72; one at £70; and twenty at £66 each ... ..	1,681	1,681	
16	16	Female Attendants—three at £50; and thirteen at £40 each ... ..	670	670	
16	16	Servants—one at £80; one at £50; two at £40 per annum; and twelve at 9d. each per diem ... ..	355	375	
1	1	Farm Overseer ... ..	66	66	
1	1	Gardener ... ..	52	52	
1	1	Nurse to Idiotic Children ... ..	15	15	
			4,129	4,169	
		Provisions, Medical Comforts, Medicines, Surgical Instruments, Fuel and Light, and Incidental Expenses... ..			
			6,850	6,850	
		Forage for two Horses ... ..			
			80	70	
		Books, Periodicals, and Newspapers ... ..			
			20	100	
		Incidental Expenses ... ..			
			.....	10	
66	66		6,950	7,030	
			11,079	11,199	
120	120	TOTAL ... ..	£ .....	22,622	23,132

NOTE.—The Officers residing in the Establishments are provided with Provisions, Fuel, and Light.

No. of Persons.		No. III.—CHIEF SECRETARY.				SALARIES AND CONTINGENCIES.			
1865	1866					Amount Voted for 1865.		Amount Required for 1866.	
						£		£	
		<b>Medical Board.</b>							
1	1	Clerk to Board	...	...	...	.....	44	.....	44
<hr/>									
		<b>Vaccine Institution.</b>							
1	1	a Vaccinator, Sydney	...	...	...	100.		240	
1	1	Office-keeper, Sydney	...	...	...	20		20	
							120		260
		Fees to Vaccinators, say for 15,000 children, at 2s. 6d. each	...	...	...	1,875.		1,875	
		Incidental Expenses	...	...	...	17		15	
							1,892.		1,890
2	2	TOTAL	...	...	...	£ .....	2,012	.....	2,150
<hr/>									
		<b>Auditor General.</b>							
1	1	Auditor General. (Provided in Schedule.)							
1	1	Chief Clerk and Inspector of Accounts	...	...	...	550		550	
1	1	Inspector of Customs' and Revenue Accounts	...	...	...	450		450	
1	1	Corresponding Clerk	...	...	...	385		385	
1	1	Examiner of Railway Accounts	...	...	...	370		370	
2	2	Clerks, at £300	...	...	...	600		600	
1	1	Clerk	...	...	...	275		275	
1	1	Do.	...	...	...	255		255	
1	...	Do.	...	...	...	250		.....	
...	2	Clerks, at £225	...	...	...	.....		450	
2	1	Clerk	...	...	...	400.		200	
1	1	Do.	...	...	...	175		175	
1	1	Do.	...	...	...	150		150	
1	1	Do.	...	...	...	110.		110	
1	1	Do.	...	...	...	75		75	
1	1	Probationary Clerk	...	...	...	50		50	
1	1	Messenger	...	...	...	102		102	
1	1	b House-keeper	...	...	...	50		50	
							4,247.		4,247
		Incidental Expenses	...	...	...	10		10	
		Extra Clerical Assistance for Parliamentary and other Returns, as required	...	...	...	250.		250	
							260		260
19	19	TOTAL	...	...	...	£ .....	4,507	.....	4,507

a Also Police Surgeon; Salary, £200 per annum.

b. Provided with Quarters, Fuel, and Light.

ESTIMATES OF EXPENDITURE—1866.

No. of Persons.		No. III.—CHIEF SECRETARY.				SALARIES AND CONTINGENCIES.				
1865	1866					Amount Voted for 1865.		Amount Required for 1866.		
						£		£		
		<b>Registrar General.</b>								
1	1	Registrar General	...	...	...	.....	700	.....	700	
		<b>STATISTICAL BRANCH.</b>								
1	1	Compiler of General Statistics	...	...	...	275		275		
1	1	Examiner and Compiler of Vital Statistics	...	...	...	250		250		
1	1	Clerk	...	...	...	250		250		
1	1	Do.	...	...	...	125		125		
1	1	Do.	...	...	...	125		125		
2	2	Clerks, at £100 each	...	...	...	200		200		
1	1	Messenger	..	...	...	100		100		
							1,325		1,325	
		<b>REGISTRATION OF DEEDS BRANCH.</b>								
1	1	Clerk	...	...	...	250		250		
1	1	Do.	...	...	...	225		225		
1	1	Do.	...	...	...	225		225		
1	1	Do.	...	...	...	100		125		
1	1	Book Porter	...	...	...	120		120		
							920		945	
		<b>LAND TITLES BRANCH.</b>								
2	2	Examiners of Titles	...	...	...	2,000		2,000		
1	1	Deputy Registrar General	...	...	...	600		600		
1	1	Principal Draftsman	...	...	...	600		600		
1	1	Assistant Draftsman	...	...	...	350		350		
2	2	Junior Assistant Draftsmen, at £100	...	...	...	200		200		
1	1	Clerk	...	...	...	300		300		
1	1	Do.	...	...	...	250		250		
1	1	Do.	...	...	...	225		225		
1	1	Assistant Clerk	...	...	...	50		50		
1	1	Messenger	...	...	...	100		100		
							4,675		4,675	
1	1	Office-keeper	...	...	...	30		50		
		Extra Clerks, for Indexing	...	...	...	200		.....	50	
							230		50	
							7,850		7,695	
		Allowances to District Registrars	...	...	...	3,600		3,600		
		Cost of Binding	...	...	...	150		150		
		Preparing General Indexes of Births, Marriages, and Deaths	...	...	...	200		250		
		Incidental Expenses	...	...	...	400		400		
							4,350		4,400	
27	27	<b>TOTAL</b>				£	.....	12,200	.....	12,095

No. of Persons.		No. III.—CHIEF SECRETARY.			
		SALARIES AND CONTINGENCIES.			
1865	1866	Amount Voted for 1865.		Amount Required for 1866.	
		£		£	
<b>Observatory.</b>					
1	1	Astronomer	600	600	
1	1	Assistant	300	300	
1	1	Messenger and Porter	100	100	
1	1	Meteorological Observer	50	50	
10	10	Meteorological Observers at Country Stations	120	120	
			1,170		1,170
		Purchase of Books	30	30	
		Expenses of Magnetical Survey	150	150	
		Purchase of New Instruments	100	220	
		Do. do. for Country Stations	120		
		Expenses of the Scientific Measurement of an Arc of the Meridian	.....	1,000	
		Incidental Expenses	30	30	
			430		1,430
14	14	<b>TOTAL</b>	£ .....	1,600	..... 2,600
<b>Museum.</b>					
1	1	Curator	.....	500	..... 500
<b>Colonial Agent.</b>					
1	1	Agent to represent the Colony, resident in London	1,000	1,000	
		Office Rent, Clerical Assistance, Stationery and Incidental Expenses	300	300	
			1,300		1,300
<b>National Schools.</b>					
		For the support of Schools, and Incidental Expenses of the Board, including the Allowances to the Teachers	.....	35,000	..... 35,000
<b>Denominational Schools.</b>					
		For the support of Schools, and Incidental Expenses of the Board, including the Allowances to the Teachers	.....	35,000	..... 35,000
<b>Protestant Orphan School.</b>					
1	1	<i>a</i> Matron	164	164	
1	1	<i>b</i> Master	93	120	
1	1	<i>c</i> Surgeon	73	73	
1	1	<i>b</i> Schoolmaster	120	120	
3	3	Assistant Teachers, at £70, £60, and £30	160	160	
17	17	Attendants; one at £70, one at £52, three at £35, six at £30, five at £25, and one at £20	544	552	
			1,154		1,189
		School Books	80	60	
		Provisions, Fuel, Light, Medicines, Forage, and Incidental Expenses	2,000	2,000	
		Purchase of a Horse	35	.....	
			2,115		2,060
24	24	<b>TOTAL</b>	£ .....	3,269	..... 3,249

*a* The Officers residing in the Establishment are each allowed a ration of Provisions.

*b* The Master and Schoolmaster are allowed, in addition, a half ration for each of their children.

*c* Surgeon also to the Roman Catholic Orphan School, and to the Gaol, Farramatta; Salary, £140 per annum.



No. III.—CHIEF SECRETARY.

No. of Persons.		SALARIES AND CONTINGENCIES.			
1865	1866	Amount Voted for 1865.		Amount Required for 1866.	
		£		£	
<b>Roman Catholic Orphan School.</b>					
1	1	a Matron ... ..	164	164	
...	1	Sub-Matron ... ..	.....	70	
1	1	b Surgeon ... ..	71	71	
1	1	Schoolmaster ... ..	146	146	
1	1	Clerk to the Committee ... ..	80	80	
1	1	Assistant Teacher ... ..	80	80	
2	...	Girls' Teachers, at £70 and £60 ... ..	130	.....	
...	1	Girls' Teacher ... ..	.....	60	
1	1	Infant Teacher ... ..	50	50	
12	13	Attendants—two at £60, two at £30, six at £25, and three at £20... ..	349	390	
			1,070		1,111
		School Books ... ..	80	80	
		Provisions, Fuel and Light, Medicines and Incidental Expenses ... ..	2,350	2,350	
		Additional Buildings ... ..	1,000	1,000	
			3,430		3,430
20	21	<b>TOTAL ... ..</b>	£ .....	4,500	.....
					4,541
<b>Asylums for the Infirm and Destitute</b>					
			10,000	.....	10,000
<b>Grants in aid of Public Institutions.</b>					
		To supplement the present Annual Endowment of £1,000 to the Australian Museum ... ..	200	200	
		In aid of the Sydney Mechanics' School of Arts ... ..	.....	200	
		In aid of the following Institutions, on condition of equal amounts being raised by private contributions, viz:—			
		Balmain School of Arts ... ..	.....	200	
		Bathurst School of Arts ... ..	.....	200	
		East Maitland School of Arts ... ..	.....	200	
		Grafton School of Arts ... ..	.....	200	
		Goulburn School of Arts ... ..	.....	200	
		Mudgee School of Arts ... ..	.....	200	
		Morpeth School of Arts ... ..	.....	200	
		Newtown School of Arts ... ..	.....	200	
		Parramatta School of Arts ... ..	.....	200	
		Richmond School of Arts ... ..	.....	200	
		St. Leonard's School of Arts ... ..	.....	200	
		Windsor School of Arts ... ..	.....	200	
		West Maitland School of Arts ... ..	.....	200	
		Wollongong School of Arts ... ..	.....	200	
		Yass Mechanics' Institute ... ..	.....	200	
		Albury School of Arts ... ..	.....	100	
		Armidale School of Arts ... ..	.....	100	
		Bellambi and Bulli School of Arts ... ..	.....	100	
		Branxton Mechanics' Institute ... ..	.....	100	
		Braidwood Literary Institute ... ..	.....	100	
		Camden School of Arts ... ..	.....	100	
		Paterson School of Arts ... ..	.....	100	
		Tamworth Mechanics' Institute ... ..	.....	100	
		Wagga Wagga Mechanics' Institute ... ..	.....	100	
		Waverley School of Arts ... ..	.....	100	
		Stroud School of Arts ... ..	.....	25	
		In aid of the erection of buildings for the following Institutions, on condition of equal amounts being raised by private contributions, viz:—			
		Deniliquin Mechanics' Institute ... ..	.....	500	
		Kempsey School of Arts ... ..	.....	500	
		Singleton Mechanics' Institute ... ..	.....	500	
		Yass Mechanics' Institute ... ..	.....	1,000	
			200		6,925

a The Officers residing in the Establishment are each allowed a ration of Provisions.  
 b Surgeon also to the Protestant Orphan School, and to the Gaol at Parramatta; Salary, £151 per annum.

No. III.—CHIEF SECRETARY.				
	Amount Voted for 1865.		Amount Required for 1866.	
	£		£	
<b>Charitable Allowances.</b>				
For the support of Paupers in the Colonial Hospitals ... ..	4,000		4,000	
In aid of the Sydney Infirmary and Dispensary, on condition of an equal amount being raised by Private Contributions... ..	1,727		2,000	
For the support of Women and Children in the Benevolent Asylum, Sydney ... ..	3,600		4,208	
In aid of the Funds of the Benevolent Society, Sydney, on condition of an equal amount being raised by Voluntary Contributions ... ..	500		500	
For the support of Infants removed from the Benevolent Asylum, Sydney, to the Asylum for Destitute Children at Randwick...	700		1,000	
In aid of the Asylum for Destitute Children at Randwick, on condition of £2,000 being raised by Private Contributions ... ..	2,000		4,000	
In aid of the Hospitals, Windsor, Newcastle, Port Macquarie, Yass, Armidale and New England, Sofala, Braidwood, Port Stephens, Kiandra, Murrurundi, Forbes, Muswellbrook, Carcoar, and Mudgee, at £200 each, on condition of sums to an equal amount being raised by Private Contributions ... ..	2,800		2,800	
In aid of the Hospital at Wagga Wagga, on same condition ... ..	200		300	
In aid of the Hospitals at Wollongong and Gundagai, at £200 each, on same condition ... ..	.....		400	
In aid of the Hospital, Maitland, on same condition ... ..	600		600	
In aid of the Hospitals, Parramatta and Goulburn, at £300 each, on same condition ... ..	600		600	
In aid of the Hospital at Bathurst, on same condition ... ..	700		700	
In aid of the Benevolent Society, Parramatta, on same condition...	350		350	
In aid of the Benevolent Society, Singleton and Patrick's Plains, on same condition ... ..	300		300	
In aid of the Benevolent Society, Tamworth, on same condition ... ..	150		150	
In aid of the Penrith Hospital and Benevolent Society, on same condition ... ..	200		200	
In aid of the Hospital at Young, on same condition ... ..	416		416	
In aid of the Hospital at Grafton, on same condition ... ..	150		150	
In aid of the Adelong Hospital, on same condition ... ..	150		150	
In aid of the Wellington Hospital, on same condition ... ..	100		100	
In aid of the erection of an Hospital at Orange, on same condition .....	.....		725	
In aid of the Albury Hospital and Benevolent Society, on same condition ... ..	400		400	
In aid of the Narrabri Benevolent Asylum and Hospital, on same condition ... ..	.....		200	
In aid of the Hospital, Deniliquin, on same condition ... ..	600		600	
In aid of the Deaf and Dumb Institution ... ..	250		250	
Other Votes for 1865 ... ..	1,500		.....	
		21,993		25,099
<b>Miscellaneous Services.</b>				
For Grants in aid of Municipalities and Road Trusts to be established ... ..	.....		50,000	
Municipal Council, Sydney, in aid of the City Funds ... ..	10,000		10,000	
Expenses attending the preparation of the Electoral Lists ... ..	5,500		5,500	
For defraying expenses of the Returning Officers of the several Electoral Districts ... ..	1,250		1,250	
Newspapers and Almanacs ... ..	30		30	
Burials of destitute persons in cases where inquests are not held ... ..	450		300	
Maintenance of deserted children, paupers taken charge of for protection, expenses of transmission, &c. ... ..	300		200	
Fees for examining Lunatics ... ..	50		100	
Rewards for apprehension of Offenders ... ..	2,000		1,000	
		19,580		68,380

## IV.

## Administration of Justice.

## SUMMARY.

	Voted for 1865.	Required for 1866.
Law Officers of the Crown ... ..	4,630	5,115
Supreme and Circuit Courts ... ..	10,946	10,983
Sheriff ... ..	6,920	6,500
Insolvent Court... ..	1,455	1,455
District Courts ... ..	11,171	11,041
Quarter Sessions ... ..	10,714	10,714
Coroners ... ..	3,289	3,289
Court of Claims ... ..	100	100
TOTAL ... ..	£ 49,225	49,197

*The Treasury, New South Wales,  
Sydney, 10th November, 1865.*

SAUL SAMUEL,  
Treasurer.

## ESTIMATES OF EXPENDITURE—1866.

No. of Persons.		No. IV.—ADMINISTRATION OF JUSTICE.			
		SALARIES AND CONTINGENCIES.			
1865	1866	Amount Voted for 1865.		Amount Required for 1866.	
1	1	£		£	
		<b>Their Honors the Judges.</b>			
1	1	The Chief Justice } (Provided for in Schedule A, and			
2	3	The Puisne Judges } by Colonial Acts.)			
3	4				
		<b>Law Officers of the Crown.</b>			
1	1	Attorney General } (Provided for in Schedule A.)			
1	1	Solicitor General }			
1	1	Secretary to the Crown Law Officers	500	650	
1	1	First Clerk do.	200	200	
1	1	Assistant Clerk do.	183	183	
1	2	Parliamentary Draftsmen, at £250 each	500	500	
1	1	Crown Solicitor	1,000	1,000	
1	1	First Clerk to Crown Solicitor	500	500	
1	1	Second do. do.	350	350	
1	1	Third do. do.	300	300	
1	1	Copying Clerk	150	150	
1	1	Messenger	104	104	
1	1	Do.	78	78	
1	1	a Housekeeper	40	40	
			3,905		4,055
		Fees to Prosecuting Barristers (Additional Circuits)	320	510	
		Travelling Expenses ( Do. )	155	250	
		Incidental Expenses	50	50	
		To meet Incidental Expenses of Actions by, or against, the Government	200	200	
		Towards the formation of a Law Library for the use of the Law Officers	.....	50	
			725		1,060
14	15	TOTAL	£ .....	4,630	.....
		<b>Supreme and Circuit Courts.</b>			
1	1	b Master in Equity	1,000	200	
1	1	First Clerk	350	500	
1	1	Second Clerk	215	215	
1	1	Third Clerk	200	200	
1	1	Messenger	104	104	
1	1	Prothonotary and Curator of Intestate Estates	700	700	
1	1	Chief Clerk	400	400	
1	1	Second Clerk	350	350	
1	1	Third Clerk	250	250	
1	1	Fourth Clerk	200	200	
...	1	Custodian of Wills	.....	50	
3	4	d Clerks to the Judges; 1 at £275, 1 at £260, and 2 at £245	780	1,025	
1	1	Crier and Tipstaff	132	132	
2	3	e Tipstuffs to the Judges, at £120	240	360	
1	1	Messenger...	114	114	
1	1	a Courtkeeper, King-street	114	114	
1	1	c Do. Darlington	114	114	
1	1	c Assistant do.	28	50	
1	1	Courtkeeper, Goulburn	24	24	
1	1	Charwoman	26	26	
			5,341		5,128
		Travelling Expenses of the Judges (Additional Circuits)	750	1,000	
		Allowance to Special Constables...	25	25	
		Allowance to Witnesses attending the Supreme and Circuit Courts	4,500	4,500	
		Incidental Expenses	30	30	
		Allowance to Law Reporters	200	200	
		Towards the formation of a Law Library for the use of the Supreme Court	100	100	
			5,605		5,855
22	25	TOTAL	£ .....	10,946	.....

a Provided with Quarters, Fuel, and Light.

b Also Chief Commissioner in Insolvency.

c Provided with Quarters.

d Necessary since passing of Additional Judge Act, 28 Vict., No. 7.

e Do.

do.

do.

ESTIMATES OF EXPENDITURE—1866.

No. IV.—ADMINISTRATION OF JUSTICE.

No. of Persons.						SALARIES AND CONTINGENCIES.				
1865	1866					Amount Voted for 1865.		Amount Required for 1866.		
						£		£		
<b>Sheriff.</b>										
1	1	Sheriff (and Inspector of Prisons)	...	...	...	650		*.....		
1	1	Under Sheriff	...	...	...	400		400		
...	1	Do.	...	...	...	.....		300		
1	1	Clerk	...	...	...	300		300		
1	1	Do.	...	...	...	215		215		
1	...	Do.	...	...	...	175		†.....		
1	...	Do.	...	...	...	150		†.....		
1	1	Head Bailiff, Sydney	...	...	...	200		200		
1	1	Assistant do., do.	...	...	...	175		175		
1	1	2nd do., do.	...	...	...	120		120		
1	1	3rd do., do.	...	...	...	120		120		
1	1	Bailiff, at Parramatta, Windsor, and Campbelltown	...	...	...	200		200		
1	1	Do. Maitland	...	...	...	200		200		
1	1	Do. Muswellbrook	...	...	...	175		175		
1	1	Do. Goulburn	...	...	...	150		150		
1	1	Do. Bathurst	...	...	...	150		150		
...	1	<sup>a</sup> Do. Wagga Wagga (Additional Circuit)...	...	...	...	.....		115		
...	1	Do. Albury	...	...	...	115		115		
...	1	<sup>a</sup> Do. Deniliquin (Additional Circuit)	...	...	...	.....		115		
1	1	<sup>a</sup> Do. Armidale	...	...	...	115		115		
1	1	<sup>a</sup> Do. Tamworth	...	...	...	115		115		
1	1	Bailiff Assistant, at Maitland, when required	...	...	...	50		50		
1	1	Messenger ..	...	...	...	120		120		
							3,895		3,450	
Travelling Expenses of the Sheriff or Under Sheriff ...						150		150		
Allowances to Bailiffs for serving Summonses ...						475		1500		
Do. to Jurors attending the Supreme and Circuit Courts						2,250		2,250		
Special Constables						100		100		
Incidental Expenses						50		50		
							3,025		3,050	
20	21	<b>TOTAL ...</b>				£	.....	6,920	.....	6,500
<b>Insolvent Court.</b>										
1	1	Chief Commissioner. (Provided by Act 24 Vic., No. 20.)	...	...	...					
1	1	Registrar and Accountant	...	...	...	600		600		
1	1	Chief Clerk	...	...	...	250		250		
1	1	Second Clerk	...	...	...	200		200		
1	1	Third Clerk	...	...	...	150		150		
1	1	Bailiff and Messenger	...	...	...	165		165		
1	1	Courtkeeper, Crier, and Attendant	...	...	...	90		90		
							1,455		1,455	
7	7									

<sup>a</sup> Acting also for District Courts.  
 \* Provided for under General Establishment, Gaols, &c., page 18. † Transferred to General Establishment, Gaols, &c., page 18.  
 † Additional Circuits.

## ESTIMATES OF EXPENDITURE—1866.

No. of Persons.		No. IV.—ADMINISTRATION OF JUSTICE.				SALARIES AND CONTINGENCIES.				
1865	1866					Amount Voted for 1865.		Amount Required for 1866.		
		District Courts.				£		£		
METROPOLITAN AND COAST DISTRICT.										
2	2	Judges. (Provided for by Act 22 Vic., 18.)								
1	1	Registrar, Sydney	...	...	...	500		500		
1	1	Do. do.	...	...	...	400		400		
1	1	Clerk do.	...	...	...	325		325		
1	1	Do. do.	...	...	...	250		250		
1	1	Do. do.	...	...	...	200		200		
1	1	Do. do.	...	...	...	200		200		
1	1	Bailiff and Crier, do.	...	...	...	150		150		
1	1	Assistant Bailiff, do.	...	...	...	104		104		
1	1	Do. do.	...	...	...	104		104		
1	1	Do. do.	...	...	...	104		104		
1	1	Messenger do.	...	...	...	104		104		
1	1	Office-keeper do.	...	...	...	35		35		
1	1	Registrar, Parramatta	...	...	...	120		120		
1	1	Do. Windsor	...	...	...	80		80		
1	1	Do. Penrith	...	...	...	70		70		
1	1	Do. Newcastle	...	...	...	30		30		
1	1	*Do. { Maitland (East)	...	...	...	300		300		
		Do. (West)	...	...	...					
1	1	Deputy Registrar, do.	...	...	...	50		50		
1	1	Registrar, Singleton	...	...	...	30		30		
1	1	Do. Paterson	...	...	...	30		30		
1	1	Do. Wollombi	...	...	...	40		40		
1	1	Do. Dungog	...	...	...	40		40		
1	1	Do. Wollongong	...	...	...	70		70		
1	1	Do. Kiama	...	...	...	70		70		
1	1	Do. Nowra	...	...	...	40		40		
1	1	Bailiff, Parramatta	...	...	...	35		35		
1	1	Do. Windsor	...	...	...	35		35		
1	1	Do. Penrith	...	...	...	35		35		
1	1	Do. Newcastle	...	...	...	50		50		
1	1	Do. { Maitland (East)	...	...	...	50		50		
1	1	Do. (West)	...	...	...	50		50		
1	1	Do. Singleton	...	...	...	50		50		
1	1	Do. Paterson	...	...	...	30		30		
1	1	Do. Wollombi	...	...	...	40		40		
1	1	Do. Dungog	...	...	...	30		30		
1	1	Do. Wollongong	...	...	...	35		35		
1	1	Do. Kiama	...	...	...	30		30		
1	1	Do. Nowra	...	...	...	30		30		
40	39						3,946		3,896	
SOUTHERN DISTRICT.										
1	1	Judge. (Provided for by Act 22 Vic., 18.)								
1	1	Registrar, Liverpool	...	...	...	40		40		
1	1	Do. Campbelltown	...	...	...	40		40		
1	1	Do. Camden	...	...	...	40		40		
1	1	Do. Picton	...	...	...	40		40		
1	1	Do. Berrima	...	...	...	50		50		
1	1	†Do. Goulburn	...	...	...	300		300		
1	1	Deputy Registrar, do.	...	...	...	50		50		
1	1	Registrar, Yass	...	...	...	60		60		
1	1	Do. Queanbeyan	...	...	...	50		50		
1	1	Do. Cooma	...	...	...	50		50		
1	1	Do. Braidwood	...	...	...	50		50		
1	1	Do. Moruya	...	...	...	40		40		
1	1	Do. Eden	...	...	...	40		40		
14	14	Carried forward ...				£	850		850	
		Carried forward...				£	.....	3,946	.....	3,896

\* Also Clerk of the Peace.

† Also Clerk of the Peace.

ESTIMATES OF EXPENDITURE—1866.

No. IV.—ADMINISTRATION OF JUSTICE.

No. of Persons.		SALARIES AND CONTINGENCIES.			
1865	1866	Amount Voted for 1865.		Amount Required for 1866.	
		£		£	
District Courts—continued.					
		Brought forward ... ..		£ 3,946	£ 3,896
SOUTHERN DISTRICT—continued.					
14	14	Brought forward ... ..		850	850
1	1	Bailiff, Liverpool ... ..	30	30	
1	1	Do. Campbelltown ... ..	30	30	
1	1	Do. Camden ... ..	30	30	
1	1	Do. Picton ... ..	30	30	
1	1	Do. Berrima ... ..	40	40	
1	1	Do. Goulburn ... ..	50	50	
1	1	Do. Yass ... ..	40	40	
1	1	Do. Queanbeyan ... ..	30	30	
1	1	Do. Cooma ... ..	40	40	
1	1	Do. Bombala (Deputy for Cooma) ... ..	20	20	
1	1	Do. Braidwood ... ..	40	40	
1	1	Do. Moruya ... ..	30	30	
1	1	Do. Eden ... ..	30	30	
27	27		1,290		1,290
SOUTH-WESTERN DISTRICT.					
1	1	Judge. (Provided for by Act 22 Vic., 18.)			
1	1	Registrar, Young ... ..	50	50	
1	1	Do. Gundagai ... ..	50	50	
1	1	Do. Tumut ... ..	50	50	
1	1	Do. Wagga Wagga ... ..	50	50	
1	1	* Do. Albury ... ..	300	300	
1	1	Deputy Registrar, do. ... ..	50	50	
1	1	Registrar, Deniliquin ... ..	50	50	
1	1	Do. Hay ... ..	40	40	
1	1	Bailiff, Young ... ..	40	40	
1	1	Do. Gundagai ... ..	40	40	
1	1	Do. Tumut ... ..	40	40	
1	...	Do. Wagga Wagga (Duty transferred to Sheriff's Bailiff)	40	.....	
1	1	Do. Albury ... ..	40	40	
1	...	Do. Deniliquin (Duty transferred to Sheriff's Bailiff)	40	.....	
1	1	Do. Hay ... ..	30	30	
16	14		910		830
WESTERN DISTRICT.					
1	1	Judge. (Provided for by Act 22 Vic., 18.)			
1	1	† Registrar, Bathurst ... ..	300	300	
1	1	Deputy Registrar, do. ... ..	50	50	
1	1	Registrar, Hartley ... ..	30	30	
1	1	Do. Mudgee ... ..	60	60	
1	1	Do. Sofala ... ..	30	30	
1	1	Do. Orange ... ..	30	30	
1	1	Do. Wellington ... ..	30	30	
1	1	Do. Dubbo ... ..	30	30	
1	1	Do. Forbes ... ..	30	30	
1	1	Do. Molong ... ..	30	30	
1	1	Bailiff, Bathurst ... ..	50	50	
1	1	Do. Hartley ... ..	30	30	
1	1	Do. Mudgee ... ..	40	40	
1	1	Do. Sofala ... ..	30	30	
1	1	Do. Orange ... ..	30	30	
1	1	Do. Wellington ... ..	30	30	
1	1	Do. Dubbo ... ..	30	30	
1	1	Do. Forbes ... ..	30	30	
1	1	Do. Molong ... ..	30	30	
20	20		920		920
		Carried forward... ..	£ 7,066	£ 6,936	

\* Also Clerk of the Peace for South-western District.

† Also Clerk of the Peace for Western District.

## ESTIMATES OF EXPENDITURE—1866.

No of Persons.		No. IV.—ADMINISTRATION OF JUSTICE.				
1865	1866	SALARIES AND CONTINGENCIES.				
		Amount Voted for 1865.		Amount Required for 1866.		
		£		£		
<b>District Courts—continued.</b>						
		Brought forward ... ..	.....	7,066	.....	6,936
<b>NORTHERN DISTRICT.</b>						
1	1	Judge. (Provided for by Act 22 Vic., 18.)				
1	1	Registrar, Muswellbrook... ..	30		30	
1	1	Do. Scone ... ..	30		30	
1	1	Do. Murrurundi ... ..	30		30	
1	1	Do. Tamworth ... ..	50		50	
1	1	* Do. Armidale ... ..	300		300	
1	1	Deputy Registrar, do. ... ..	50		50	
1	1	Registrar, Glen Innes ... ..	30		30	
1	1	Do. Grafton ... ..	50		50	
1	1	Do. Kempsey ... ..	30		30	
1	1	Do. Port Macquarie ... ..	40		40	
1	1	Do. Tenterfield ... ..	30		30	
1	1	Do. Wingham ... ..	30		30	
1	1	Bailiff, Scone ... ..	50		50	
1	1	Do. Murrurundi ... ..	50		50	
1	1	Do. Glen Innes ... ..	30		30	
1	1	Do. Grafton ... ..	45		45	
1	1	Do. Kempsey... ..	30		30	
1	1	Do. Port Macquarie ... ..	40		40	
1	1	Do. Tenterfield ... ..	30		30	
1	1	Do. Wingham ... ..	30		30	
				1,005		1,005
			£ .....	8,071	.....	7,941
		Travelling Expenses of Judges ... ..	1,000		1,000	
		Allowances to Jurors, and Mileage to Bailiffs ... ..	2,000		2,000	
		Incidental and Unforeseen Expenses ... ..	100		100	
				3,100		3,100
21	21	<b>TOTAL ... ..</b>	£ .....	<b>11,171</b>	.....	<b>11,041</b>

\* Also Clerk of the Peace for the Northern District.  
 NOTE.—Under the above arrangement of the District Courts for the year 1866, 6 in lieu of 7 Judges will discharge the duties, saving £1,000 per annum.



## ESTIMATES OF EXPENDITURE—1866.

37

No. IV.—ADMINISTRATION OF JUSTICE.											
No. of Persons.								SALARIES AND CONTINGENCIES.			
1865	1866							Amount Voted for 1865.		Amount Required for 1866.	
								£		£	
<b>Quarter Sessions.</b>											
6	6	Crown Prosecutors, at £500 each	...	...	...	...	3,000		3,000		
1	1	Clerk of the Peace for Cumberland	...	...	...	...	600		600		
1	1	Clerk, Sydney	...	...	...	...	260		260		
1	1	Messenger, Sydney	...	...	...	...	104		104		
								3,964		3,964	
		Travelling Expenses	...	...	...	...	1,300		1,300		
		Allowances to Witnesses and Jurors	...	...	...	...	5,000		5,000		
		Incidental and Unforeseen Expenses	...	...	...	...	450		450		
								6,750		6,750	
9	9	TOTAL	...	...	...	£	.....	10,714	.....	10,714	
<b>Coroners' Inquests.</b>											
1	1	Coroner, Sydney	...	...	...	...	350		350		
1	1	Clerk, do.	...	...	...	...	104		104		
								454		454	
		Fees to Coroners and Magistrates for Inquests and Inquiries, at 20s. each	...	...	...	...	1,100		1,100		
		Surgeons' Fees	...	...	...	...	850		850		
		Travelling Expenses of Coroners, Magistrates, and Surgeons	...	...	...	...	250		250		
		For taking up Dead Bodies	...	...	...	...	15		15		
		Burials and Incidental Expenses	...	...	...	...	470		470		
		Jurors' Fees attending Murder and Manslaughter Inquests	...	...	...	...	50		50		
		Jurors' and Witnesses' Fees attending Inquests on Fires	...	...	...	...	100		100		
								2,835		2,835	
2	2	TOTAL	...	...	...	£	.....	3,289	.....	3,289	
<b>Court of Claims.</b>											
3	3	Fees to Commissioners at £2 2s. ; and to the Secretary at £2, on Final Report in each case	...	...	...	...	.....	100	.....	100	



## V.

## Treasurer and Secretary for Finance and Trade.

### SUMMARY.

	Voted for 1865.	Required for 1866.
Treasury... ..	7,538	7,606
Stamp Duties ... ..	.....	1,825
Customs ... ..	27,106	27,296
Colonial Distilleries and Refineries ... ..	2,945	2,945
Sydney Branch of the Royal Mint ... ..	14,126	14,000
Gold Receivers ... ..	450	475
Printing and Bookbinding, and Postage Stamps ... ..	17,037	18,358
Stores and Stationery ... ..	49,660	49,710
Gunpowder Magazines ... ..	1,011	1,059
Health Officers and Emigration Officer ... ..	755	825
Quarantine ... ..	918	918
Shipping Masters ... ..	1,200	1,255
Abattoir, Glebe Island ... ..	1,541	880
Harbours, Light Houses, and Pilot Department ... ..	23,022	23,202
Miscellaneous Services ... ..	27,230	28,730
TOTAL ... ..	£ 174,539	179,084

*The Treasury, New South Wales,  
Sydney, 10th November, 1865.*

SAUL SAMUEL,  
Treasurer.

No. of Persons.		SALARIES AND CONTINGENCIES.	
1865	1866	Amount Voted for 1865.	Amount Required for 1866.
<b>No. V.—TREASURER AND SECRETARY FOR FINANCE AND TRADE.</b>			
<b>Treasury.</b>			
1	1	£	£
1	1	800	800
<b>ACCOUNT BRANCH.</b>			
1	1	500	600
1	1	300	300
1	1	200	250
2	2	350	350
2	...	225	.....
...	2	.....	250
<b>PAY BRANCH.</b>			
1	...	600	.....
1	...	375	.....
1	...	175	.....
...	1	.....	450
...	1	.....	350
1	1	75	75
<b>REVENUE BRANCH.</b>			
1	1	400	* 500
1	1	275	300
1	1	275	275
2	2	400	400
1	2	175	350
...	1	.....	125
<b>EXAMINING BRANCH.</b>			
1	1	350	400
1	...	300	.....
...	1	.....	150
<b>CORRESPONDENCE.</b>			
1	1	375	375
1	1	200	200
1	1	75	75
<b>RECORDS.</b>			
1	1	325	325
<b>MESSENGERS, &amp;c.</b>			
1	1	132	150
1	1	175	175
1	1	120	120
1	1	61	61
		7,238	7,406
		250	150
		50	50
		300	200
29	30	£	£
		7,538	7,606
<b>Stamp Duties.</b>			
...	1	.....	500
...	1	.....	400
...	1	.....	250
...	1	.....	200
...	1	.....	200
...	1	.....	150
...	1	.....	100
...	1	.....	25
...	8	.....	1,825

\* £100 per annum to be paid to the Consolidated Revenue Fund from the Clergy and School Lands Revenue.  
 † Provided with Quarters, Fuel, and Light.

ESTIMATES OF EXPENDITURE—1866.

No. V.—TREASURER AND SECRETARY FOR FINANCE AND TRADE.

No. of Persons.		Customs.	SALARIES AND CONTINGENCIES.	
1865	1866		Amount Voted for 1865.	Amount Required for 1866.
			£	£
1	1	<i>Sydney.</i> Collector ... ..	900	900
INDOOR BRANCH.				
1	1	Chief Clerk ... ..	530	530
1	1	Cashier ... ..	530	530
1	1	Clerk (Registrar) ... ..	375	375
1	1	<i>a</i> Do. (Clearing Clerk) ... ..	325	325
1	1	<i>a</i> Do. (Clearing Steamers) ... ..	275	275
1	1	Do. ... ..	250	250
1	1	Do. ... ..	225	225
1	1	Do. ... ..	205	205
1	1	Do. ... ..	200	200
1	1	Do. ... ..	200	200
LANDING BRANCH.				
1	1	First Landing Surveyor ... ..	600	600
1	1	Second do. ... ..	325	325
1	1	First Landing Waiter ... ..	325	325
1	1	Second do. ... ..	325	325
1	1	Third do. ... ..	325	325
1	1	Fourth do. ... ..	275	275
1	1	Fifth do. ... ..	275	275
1	1	Sixth do. ... ..	275	275
1	1	Seventh do. ... ..	225	225
1	1	<i>a</i> Eighth do. ... ..	225	225
1	1	Ninth do. ... ..	225	225
1	1	Tenth do. ... ..	225	225
1	1	Eleventh do. ... ..	225	225
1	1	Twelfth do. ... ..	225	225
1	1	Thirteenth do. ... ..	215	215
1	1	Fourteenth do. ... ..	205	205
1	1	Fifteenth do. ... ..	205	205
1	1	Sixteenth do. ... ..	195	195
WAREHOUSE BRANCH.				
1	1	<i>a</i> Warehousekeeper ... ..	350	350
1	1	First Locker ... ..	225	225
1	1	Second do. ... ..	225	225
1	1	Third do. ... ..	225	225
1	1	Fourth do. ... ..	225	225
1	1	Fifth do. ... ..	225	225
1	1	Sixth do. ... ..	200	200
1	1	Seventh do. ... ..	200	200
1	1	<i>a</i> Eighth do. ... ..	200	200
1	1	Ninth do. ... ..	200	200
1	1	Tenth do. ... ..	200	200
1	1	Eleventh do. ... ..	200	200
1	1	Twelfth do. ... ..	200	200
1	1	Thirteenth do. ... ..	200	200
1	1	Fourteenth do. ... ..	200	200
1	1	Fifteenth do. ... ..	200	200
TIDE BRANCH.				
1	1	First Tide Surveyor ... ..	325	325
1	1	Second do. ... ..	325	325
12	12	<i>a</i> Tide Waiters, at £175 ... ..	2,100	2,100
MISCELLANEOUS:				
1	1	<i>b</i> Housekeeper ... ..	60	60
1	1	<i>b</i> Messenger ... ..	120	120
1	1	Do. ... ..	108	108
1	1	Warrant Messenger ... ..	120	120
1	1	Do. ... ..	120	120
1	1	Do. ... ..	60	60
5	5	Boy Messengers, at £40 ... ..	200	200
1	1	Watchman ... ..	114	114
71	71	Carried forward ... ..	£ .....	16,037
				..... 16,037

*a* The Warehousekeeper receives a remuneration for extra attendance, at the rate of 3s. 6d. an hour; Landing Waiters receive at the rate of 2s. 6d. an hour; Lockers, at the rate of 1s. 6d. an hour; and Tide Waiters, at the rate of 1s. an hour. The Clearing Clerk receives a fee of 10s. for each vessel cleared at the wharf, 10s. for each vessel cleared for London, and 5s. for each foreign vessel cleared in the office after the usual hours. The Clerk who clears the Steamers at night receives 2s. 6d. for each vessel.

*b* Provided with Quarters, Fuel, and Light.

No. of Persons.		No. V.—TREASURER AND SECRETARY FOR FINANCE AND TRADE.										
								SALARIES AND CONTINGENCIES.				
1865	1866							Amount Voted for 1865.		Amount Required for 1866.		
								£		£		
		<b>Customs—continued.</b>										
71	71	Brought forward ... ..						.....	16,037	.....	16,037	
		<b>OUTPORT BRANCH.</b>										
		<i>Botany Bay</i>										
1	1	a	Coast Waiter	...	...	...	...	225		225		
4	4		Boatmen, at £96	...	...	...	...	384		384		
		<i>Broken Bay.</i>										
1	1	b	Coast Waiter	...	...	...	...	250		250		
4	4		Boatmen, at £96	...	...	...	...	384		384		
		<i>Newcastle.</i>										
1	1		Sub-Collector	...	...	...	...	375		375		
1	1	c	Landing Waiter (Morpeth)	...	...	...	...	300		300		
1	1		Tide Surveyor	...	...	...	...	250		250		
1	1		Clerk	...	...	...	...	200		200		
1	1		Do.	...	...	...	...	175		175		
1	1		Coxswain	...	...	...	...	132		132		
3	3		Boatmen, at £96	...	...	...	...	288		288		
		<i>Grafton.</i>										
1	1		Sub-Collector	...	...	...	...	275		275		
1	1	a	Landing Waiter (Lawrence)	...	...	...	...	200		200		
1	1		Coxswain	...	...	...	...	120		120		
3	3		Boatmen, at £96	...	...	...	...	288		288		
		<i>Eden.</i>										
1	1	a	Sub-Collector	...	...	...	...	300		300		
1	1		Coxswain	...	...	...	...	132		132		
3	3		Boatmen, at £96	...	...	...	...	288		288		
1	1		Wharfinger	...	...	...	...	20		20		
		<i>Richmond River.</i>										
1	1	a	Sub-Collector	...	...	...	...	200		200		
2	2		Boatmen, at £96	...	...	...	...	192		192		
		<i>Wollongong and Bellambi.</i>										
1	1		Acting Customs' Officer	...	...	...	...	52		52		
		<i>Kiama.</i>										
1	1		Acting Customs' Officer	...	...	...	...	52		52		
		<i>Port Stephens.</i>										
...	1		Acting Customs' Officer	...	...	...	...	.....		52		
		<i>M'Leay River.</i>										
1	1		Acting Customs' Officer	...	...	...	...	25		25		
									5,107		5,159	
		<b>BORDER BRANCH.</b>										
		<i>Moama.</i>										
1	1	d	Sub-Collector	...	...	...	...	400		400		
1	...		Customs' Officer	...	...	...	...	250		.....		
1	1		Messenger	...	...	...	...	96		96		
2	2		Searchers and Night Watchmen, at £175	...	...	...	...	350		350		
		<i>Albury.</i>										
1	1	d	Customs' Officer	...	...	...	...	250		250		
...	1	e	Do.	...	...	...	...	.....		250		
1	1		Messenger	...	...	...	...	96		96		
		<i>Wentworth.</i>										
1	1	c	Customs' Officer	...	...	...	...	250		250		
...	1		Messenger	...	...	...	...	.....		96		
		<i>Swan Hill.</i>										
1	1	e	Customs' Officer	...	...	...	...	250		250		
		<i>Euston.</i>										
1	1	e	Customs' Officer	...	...	...	...	250		250		
...	1		Messenger	...	...	...	...	.....		96		
		<i>Corowa.</i>										
1	1	c	Customs' Officer	...	...	...	...	250		250		
...	1		Messenger	...	...	...	...	.....		96		
									2,442		2,730	
119	123	Carried forward ... ..						£	.....	.....	23,586	23,926

a Provided with Quarters.

b Receives £50 per annum for Office Rent.

c Receives £20 per annum for Office Rent, and £50 per annum for Forage.

d Provided with Quarters, and allowed £50 per annum for Forage.

e Receives £20 per annum for Office Rent.

ESTIMATES OF EXPENDITURE—1866.

No. V.—TREASURER AND SECRETARY FOR FINANCE AND TRADE.									
No. of Persons.		SALARIES AND CONTINGENCIES.							
1865	1866					Amount Voted for 1865.		Amount Required for 1866.	
						£		£	
<b>Customs—continued.</b>									
119	123	Brought forward	...	...	...	.....	23,586	.....	23,926
		Allowances to extra Tide Waiters	...	...	...	2,300		2,000	
		Rent	...	...	...	470		470	
		New Boats	...	...	...	100		100	
		Gauging Instruments, &c.	...	...	...	100		100	
		Rent of 5 Offices, at £20, Murray River	...	...	...	100		100	
		Allowance for Forage for 7 horses, do.	...	...	...	300		350	
		Rent of Bonding Warehouse, Albury	...	...	...	.....		100	
		Incidental Expenses	...	...	...	150		150	
							3,520		3,370
119	123	TOTAL	...	...	...	£ .....	27,106	.....	27,296
<b>Colonial Distilleries and Refineries.</b>									
<b>DISTILLERIES' BRANCH.</b>									
1	1	Chief Inspector of Distilleries	...	...	...	500		500	
3	3	Inspectors of Distilleries, at £400	...	...	...	1,200		1,200	
						1,700		1,700	
		Instruments and Books	...	...	...	30		30	
		Cleaning Offices	...	...	...	40		40	
		Porterage	...	...	...	5		5	
		Incidental Expenses	...	...	...	20		20	
		Rewards, not exceeding £50 in each case, for information as to illicit distillation	...	...	...	150		150	
						245		245	
							1,945		1,945
<b>REFINERIES' BRANCH.</b>									
1	1	<sup>a</sup> Chief Inspector of Refineries	...	...	...	150		150	
1	1	Inspector of Refineries	...	...	...	300		300	
1	1	Do.	...	...	...	275		275	
1	1	Watchman	...	...	...	100		100	
1	1	Gatekeeper	...	...	...	80		80	
1	1	Boy Messenger	...	...	...	40		40	
						945		945	
		Clerical Assistance	...	...	...	55		55	
							1,000		* 1,000
9	9	TOTAL	...	...	...	£ .....	2,945	.....	2,945

<sup>a</sup> Duty performed by the Chief Inspector of Distilleries.  
 \* To meet this Expenditure, the Colonial Sugar Company are assessed at the rate of £1,000 per annum on the working capabilities of their Refinery

No. of Persons.		SALARIES AND CONTINGENCIES.			
1865	1866	Amount Voted for 1865.		Amount Required for 1866.	
		£		£	
<b>Sydney Branch of the Royal Mint.</b>					
1	1	<i>a</i> Deputy Master and Chief Officer ... ..	1,100	1,100	
1	1	<i>b</i> Superintendent of Bullion Office ... ..	800	850	
1	1	Superintendent of Coining Department... ..	730	730	
1	1	Chief Clerk of Bullion Office ... ..	630	630	
1	1	<i>a</i> Registrar and Accountant ... ..	530	487	
1	1	Assayer ... ..	630	630	
1	1	Do. ... ..	630	630	
1	1	Assistant Assayer ... ..	350	350	
1	1	Clerk ... ..	275	275	
1	1	Do. ... ..	275	275	
1	1	Do. ... ..	240	240	
1	1	Do. ... ..	240	240	
1	1	Do. ... ..	200	200	
1	1	Engineer of Machinery ... ..	295	295	
1	1	Superior Mechanic ... ..	230	230	
1	1	Messenger ... ..	120	120	
1	1	Do. ... ..	118	118	
Police:—					
1	1	Serjeant, at 8s. 3d. ... ..	} 626	698	
4	5	Constables, at 6s. ... ..			
Royal Engineers:—					
1	1	Serjeant, at 2s. 10½d. ... ..	} 354	354	
4	4	Corporals, 1 at 2s. 2½d., and 3 at 1s. 10¾d. ... ..			
11	11	Sappers, at 1s. 2½d.... .. (Less—3½d. per diem for Rations.)			
Special Allowance:—					
		Serjeant and Corporals, at 1s. ... ..	} 192	192	
		Sappers, at 6d. ... ..			
		Good Conduct Pay ... ..	40	40	
			8,605		8,684
<i>Military Contingencies:—</i>					
Provisions and Lodging Allowance to Royal Engineers, Clothing, Repairs to Arms, &c. ... ..			905	905	
<i>Working Pay, Stores, and Materials:—</i>					
Pay of Royal Engineers and of Workmen:—Temporary Assistance: Chemicals, Tools, Repairs to Engines, Freight, &c. ... ..			3,866	3,861	
Pyx Assays ... ..			100	100	
Dies ... ..			150	150	
Waste in Coinage ... ..			400	200	
Incidental and Unforeseen Expenses ... ..			100	100	
			5,521		5,316
38	39	TOTAL ... ..	£ .....	14,126	14,000
<b>Gold Receivers.</b>					
16	17	<i>c</i> Receivers at Bathurst, Goulburn, Braidwood, Orange, Mudgee, Gundagai, Grafton, Tamworth, Cooma, Fairfield, Yass, Forbes, Tumut, Kiandra, the Gulph, Armidale, and Scone, at £25 each... ..	400	425	
		To meet further similar claims that may arise ... ..	50	50	
			450		475
16	17				

*a* Provided with Quarters.

*b* Quarters, for rent of which a deduction of £50 per annum was made in 1865, now transferred to Registrar and Accountant.

*c* The situation of Gold Receiver is held either by the Clerk of Petty Sessions or the Sub Gold Commissioner, at each of the places named.



No. of Persons.		No. V.—TREASURER AND SECRETARY FOR FINANCE AND TRADE.				SALARIES AND CONTINGENCIES.				
1865	1866					Amount Voted for 1865.		Amount Required for 1866.		
						£		£		
<b>Printing and Bookbinding, and Postage Stamps.</b>										
1	1	Government Printer and Inspector of Stamps ...	...	...	...	600		600		
1	1	Superintendent ...	...	...	...	400		400		
1	1	Overseer ...	...	...	...	300		300		
							1,300		1,300	
<b>ACCOUNT BRANCH.</b>										
1	1	Accountant ...	...	...	...	300		300		
1	1	Clerk ...	...	...	...	125		125		
							425		425	
<b>RECORDS, INDEXING, &amp;C.</b>										
1	1	Clerk ...	...	...	...	200		200		
1	1	Do., (Sale Room) ...	...	...	...	200		200		
							400		400	
<b>PRINTING.</b>										
...	3	Sub-Overseers, at £250 ...	...	...	...	.....		750		
4	...	Sub-Overseers, 1 at £250, and 3 at £230 ...	...	...	...	940		.....		
3	...	Readers, 1 at £200, 1 at £180, 1 at £120 ...	...	...	...	500		.....		
...	4	Readers, 2 at £200, 1 at £120, and 1 Assistant at £80 ...	...	...	...	.....		600		
25	25	Compositors, 9 at £200, 13 at £180, and 3 at £150 ...	...	...	...	4,590		4,590		
...	1	Foreman of the Press Room ...	...	...	...	.....		275		
2	2	Machinists, at £200 ...	...	...	...	400		400		
4	4	Pressmen, 3 at £180, and 1 at £150 ...	...	...	...	690		690		
1	1	Printer's Joiner ...	...	...	...	170		180		
1	1	Engine-keeper ...	...	...	...	150		150		
							7,440		7,635	
<b>BOOKBINDING.</b>										
1	1	Foreman of Bookbinding Branch ...	...	...	...	300		300		
7	6	Bookbinders, at £180 ...	...	...	...	1,260		1,080		
							1,560		1,380	
<b>PUBLISHING.</b>										
1	1	Publisher ...	...	...	...	230		250		
1	2	Assistants, 1 at £180, and 1 at £100 ...	...	...	...	180		280		
1	1	Messenger and Office-cleaner ...	...	...	...	120		120		
							530		650	
<b>IMPROVERS, APPRENTICES, FOLDERS, SEWERS, AND OTHERS.</b>										
47	47	At rates varying from 8s. to 1s. per diem, according to length of service ...	...	...	...	.....		3,302		
							3,302		3,768	
							14,957		15,558	
<b>Extra hands, and Overtime</b>										
						400		750		
<b>Type, Repairs to Machinery, Materials, and Incidental Expenses</b>										
						650		500		
							1,050		1,250	
							16,007		16,808	
<b>POSTAGE STAMPS.</b>										
...	1	Foreman ...	...	...	...	.....		300		
...	1	Printer ...	...	...	...	.....		200		
2	...	Printers, 1 at £300, and 1 at £180 ...	...	...	...	480		.....		
1	1	Assistant ...	...	...	...	150		150		
						630		650		
						50		50		
							680		700	
<b>ADHESIVE DUTY STAMPS.</b>										
						.....		.....	500	
<b>RAILWAY TICKETS.</b>										
1	1	Ticket Printer ...	...	...	...	200		200		
1	1	Assistant do. ...	...	...	...	150		150		
							350		350	
110	111	TOTAL ...				£	.....	17,037	.....	18,358

No. V.—TREASURER AND SECRETARY FOR FINANCE AND TRADE.				
No. of Persons.			SALARIES AND CONTINGENCIES.	
1865	1866		Amount Voted for 1865.	Amount Required for 1866.
<b>Stores and Stationery.</b>				
			£	£
1	1	Clerk of Stores ... ..	350	400
1	1	Messenger and Labourer, at 6s. ... ..	110	110
			460	510
		Conveyance of Stores ... ..	800	800
		Packing and other Expenses ... ..	200	200
		Clerical Assistance and Labour, in connection with the Superintendence of Colonial Military Stores, by the Assistant Superintendent of Imperial Stores ... ..	200	200
		Stores and Stationery for the Public Service generally... ..	45,000	45,000
		Fuel and Light for Departments within the District of Sydney ... ..	3,000	3,000
			49,200	49,200
2	2	TOTAL ... .. £	49,660	49,710
<b>Gunpowder Magazines.</b>				
GOAT ISLAND.*				
1	1	Clerk ... ..	150	150
1	1	Foreman ... ..	225	225
1	...	Assistant Foreman ... ..	175	.....
			550	375
		Allowance to Assistant Military Storekeeper, for extra duties ... ..	50	50
		Lodging Allowance to Assistant Foreman ... ..	25	.....
		Wages to Cooper, at 3s. 4d.; and to three Labourers, at 9d. each ... ..	88	88
		Boat Hire, at 8s. per week ... ..	21	21
		Military Labourers ... ..	30	30
		Night Watchman, Floating Magazine ... ..	37	.....
		Rent of Brig "Lady Mary," occupied as a Floating Magazine ... ..	200	.....
		Repairs to Machinery for hoisting Gunpowder, Utensils, &c. .....	10	10
3	2		461	199
			1,011	574
SPECTACLE ISLAND.				
...	1	Foreman in charge ... ..	.....	200
		Allowance to Assistant Military Storekeeper, for extra duties ... ..	.....	50
		Wages to four Labourers, at 9d. per diem each... ..	.....	47
		Extra allowance to Labourers for attending Boat, at 2s. per diem ... ..	.....	37
		Military Labourers ... ..	.....	12
		Night Watchman for Island, in lieu of Guard, at 2s. per night ... ..	.....	37
		Repairs to Machinery for hoisting Gunpowder, Utensils, &c. .....	.....	10
		Provisions, Fuel, and Light, for Working Staff... ..	.....	92
...	1		.....	285
			.....	485
3	3	TOTAL ... .. £	1,011	1,059

\* This Magazine is placed in charge of the Assistant Superintendent of Military Stores, by the Act of Council, 16 Vic., No. 47.—£68 8s. 9d. of the Foreman's salary is paid by the Imperial Government.

ESTIMATES OF EXPENDITURE—1866.

No. of Persons.		No. V.—TREASURER AND SECRETARY FOR FINANCE AND TRADE.				SALARIES AND CONTINGENCIES.			
1865	1866					Amount Voted for 1865.		Amount Required for 1866.	
						£		£	
<b>Health Officers, and Emigration Officer, Port Jackson.</b>									
1	1	a	Health and Emigration Officer, Port Jackson	...	...	530		600	
1	1	b	Health Officer, Newcastle	...	...	50		50	
1	1		Clerk to Emigration Officer, Port Jackson	...	...	175		175	
							755		825
3	3								
<b>Quarantine.</b>									
1	1	c	Overseer of Stores	...	...	150		150	
2	2	c	Boatmen, at £75...	...	...	150		150	
1	1		Nurse	...	...	18		18	
			Expenses of Vessels in Quarantine	...	...	600		600	
							918		918
4	4								
<b>Shipping Masters.</b>									
<i>Sydney.</i>									
...	1		Deputy Shipping Master...	...	...	.....		300	
1	1		Clerk	...	...	300		300	
1	...		Do.	...	...	250		.....	
1	1		Do.	...	...	175		175	
1	1		Do.	...	...	100		100	
2	2		Runners, at £104	...	...	208		208	
1	1		Office-keeper	...	...	15		15	
<i>Newcastle.</i>									
1	1	d	Shipping Master	...	...	100		100	
1	1		Boy Messenger	...	...	52		52	
			Incidental Expenses	...	...	.....	1,200	.....	1,250
									5
9	9		TOTAL	...	...	£	.....	1,200	.....
									1,255
<b>Glebe Island Abattoir.</b>									
1	1		Inspector	...	...	250		250	
1	1		Assistant Inspector	...	...	150		150	
1	1		Engine Driver for Pumping Water	...	...	120		120	
1	1		Labourer	...	...	80		80	
			Forage Allowance for Inspector	...	...	50		50	
			Incidental Expenses	...	...	150		150	
			Coals for Pump Engine	...	...	80		80	
			Raising Cattle Pens and Fences...	...	...	154		.....	
			Whitewashing internal Walls of Abattoir	...	...	57		.....	
			Constructing a Reservoir...	...	...	450		.....	
							600		600
							941		280
4	4		TOTAL	...	...	£	.....	1,541	.....
									880

a Member of Immigration Board.

b Vaccinator.—3s. 6d. for each successful case.  
c Clerk to the Harbour Master—Salary, £150 per annum.

d Provided with Quarters.

No. of Persons.		SALARIES AND CONTINGENCIES.				
1865	1866	Amount Voted for 1865.		Amount Required for 1866.		
		£		£		
<b>No. V.—TREASURER AND SECRETARY FOR FINANCE AND TRADE.</b>						
<b>Harbours, Light Houses, and Pilot Department.</b>						
1	1	Superintendent of Pilots, Light Houses, and Harbours...	.....	650	.....	650
<b>STEAM NAVIGATION AND PILOT BOARDS.</b>						
4	4	Members of the Steam Navigation Board (Non-official)...	150		150	
1	1	Engineer, Surveyor, and Inspector ... ..	350		350	
1	1	Shipwright Surveyor, at £1 10s. each Survey... ..	200		200	
1	1	Messenger... ..	75		75	
				775		775
<b>HARBOUR MASTERS.</b>						
1	1	Harbour Master, Sydney... ..	350		350	
1	1	Do. Newcastle ... ..	350		350	
1	1	Do. Twofold Bay ... ..	250		250	
1	1	Clerk and Accountant (to act as Secretary to the Steam Navigation and Pilot Boards) ... ..	250		250	
1	1	Clerk, Sydney ... ..	175		175	
1	1	<i>a</i> Do. Newcastle ... ..	150		150	
				1,525		1,525
<b>COLONIAL LIGHT HOUSES.</b>						
<i>Principal Light-Keepers.</i>						
1	1	Port Jackson—Macquarie Light ... ..	180		180	
1	1	Do. Hornby Light ... ..	180		180	
1	1	Newcastle (acting also as Signal Master) ... ..	250		250	
1	1	Cape St. George ... ..	180		180	
1	1	Port Stephens ... ..	180		180	
1	1	Light Ship "Bramble" ... ..	180		180	
2	2	Fort Denison Light, Sergeant and Private in charge ...	78		78	
<i>First Assistant Light-Keepers.</i>						
1	1	Port Jackson—Macquarie Light... ..	96		96	
1	1	Do. Hornby Light ... ..	96		96	
1	1	Newcastle... ..	96		96	
1	1	Cape St. George ... ..	96		96	
1	1	Port Stephens ... ..	96		96	
1	1	Light Ship "Bramble," Mate ... ..	96		96	
<i>Second Assistant Light-Keepers.</i>						
1	1	Port Jackson—Macquarie Light ... ..	96		96	
1	1	Do. Hornby Light ... ..	96		96	
1	1	Newcastle... ..	96		96	
1	1	Cape St. George .. ..	96		96	
1	1	Port Stephens ... ..	96		96	
3	3	Light Ship "Bramble," Crew, at £96... ..	288		288	
				2,567		2,567
<b>AUSTRALIAN COAST LIGHT HOUSES.</b>						
Contribution of one-half the expense of maintaining the Light House on Gabo Island ... ..						
			750		750	
Do. do. do. Wilson's Promontory ... ..						
			750		750	
Contribution of one-third the expense of maintaining the Light House on Kent's Group ... ..						
			500		500	
Contribution of one-fourth the expense of maintaining the Light House on King's Island ... ..						
			350		350	
				2,350		2,350
36	36	Carried forward ... ..	£ .....	7,867	.....	7,867

*a* Also Shipping Master; Salary, £100 per annum.

ESTIMATES OF EXPENDITURE—1866.

No. of Persons.		No. V.—TREASURER AND SECRETARY FOR FINANCE AND TRADE.			
		SALARIES AND CONTINGENCIES.			
1865	1866	Amount Voted for 1865.		Amount Required for 1866.	
		£		£	
		<b>Harbours, Light Houses, and Pilot Department—</b> continued.			
36	36		Brought forward ... ..	7,867	7,867
		SEA AND RIVER PILOTS.			
		<i>Port Jackson.</i>			
2	2		Assistant Harbour Masters, at £250 ... ..	500	500
4	4		Crew, for do., at £96 ... ..	384	384
			To provide Fees for Pilots under the Competitive Pilotage System ... ..	4,000	4,000
		<i>Newcastle.</i>			
3	3		Pilots, at £250 ... ..	750	750
2	2		Assistant do., to act as Coxswains, at £150 ... ..	300	300
		<i>Manning River.</i>			
1	1		Pilot ... ..	175	175
		<i>M'Leay River.</i>			
1	1		Pilot ... ..	175	175
		<i>Clarence River.</i>			
1	1		Pilot ... ..	175	175
		<i>Richmond River.</i>			
1	1		Pilot ... ..	175	175
		<i>Port Macquarie.</i>			
1	1		Pilot ... ..	175	175
		<i>Moruya.</i>			
1	1		Pilot ... ..	175	175
		<i>Wollongong.</i>			
1	1		Pilot, in charge of the Port and Moorings ... ..	150	150
		<i>Kiama.</i>			
1	1		Pilot, in charge of the Port and Moorings ... ..	25	25
		<i>Bellambi.</i>			
1	1		Pilot, in charge of the Port and Moorings ... ..	25	25
		<i>Jerrington.</i>			
1	1		Pilot, in charge of the Port and Moorings ... ..	15	15
				7,199	7,199
		BOATMEN.			
		<i>Port Jackson. (Boatswain's Yard.)</i>			
1	1		a Boatswain in charge ... ..	120	120
6	6		Coxswains, at £108 ... ..	648	648
16	16		b Boatmen, at £96 ... ..	1,536	1,536
		<i>Newcastle.</i>			
12	12		Boatmen, at £96 ... ..	1,152	1,152
1	1		Carpenter ... ..	140	140
		<i>Manning River.</i>			
4	4		Boatmen, at £96 ... ..	384	384
		<i>M'Leay River.</i>			
4	4		Boatmen, at £96 ... ..	384	384
		<i>Clarence River.</i>			
4	4		Boatmen, at £96 ... ..	384	384
		<i>Richmond River.</i>			
5	5		Boatmen, at £96 ... ..	480	480
		<i>Port Macquarie.</i>			
4	4		Boatmen, at £96 ... ..	384	384
		<i>Moruya.</i>			
2	2		Boatmen, at £96 ... ..	192	192
		<i>Twofold Bay.</i>			
4	4		Boatmen, at £96 ... ..	384	384
				6,188	6,188
120	120		Carried forward ... .. £	21,254	21,254

a Provided with Quarters.  
b To provide for Services of Harbour Master, Customs, Health Officer, Emigration Officer, Post Office, Cockatoo Island, and Government Stores.

No. of Persons.*		No. V.—TREASURER AND SECRETARY FOR FINANCE AND TRADE.			
1865	1866	SALARIES AND CONTINGENCIES.			
		Amount Voted for 1865.		Amount Required for 1866.	
		£		£	
		<b>Harbours, Light Houses, and Pilot Department—</b>			
		continued.			
120	120	Brought forward ... ..	21,254	21,254	
		<b>TELEGRAPH STATIONS.</b>			
1	1	Signal Master, Fort Phillip ... ..	200	200	
1	1	Signal Master's Assistant ... ..	84	84	
1	1	Signal Master, South Head ... ..	180	180	
1	1	Junior Operating Clerk ... ..	80	80	
			544	544	
		<b>CONTINGENCIES.</b>			
		Travelling Expenses ... ..	150	150	
		New Boats and repairs, and repairs to Boat-sheds and Pilot Stations ... ..	400	400	
		Forage and Farriery ... ..	150	150	
		Expense of Communication ... ..	100	100	
		Incidental Expenses ... ..	300	300	
		Gratuities to Coxswains and Crews of Life Boats, Sydney and Newcastle ... ..	100	100	
		For the maintenance of four Leading Lights, to be placed on the Beacons erected in the Port of Newcastle...	24	24	
		For the erection of Position Lights at the Richmond, Clarence, and Manning Rivers, Pilot Stations ... ..	.....	180	
			1,224	1,404	
124	124	<b>TOTAL ... ..</b>	<b>23,022</b>	<b>23,202</b>	
		<b>Miscellaneous Services.</b>			
		Postage of the various Public Departments ... ..	6,000	6,000	
		<i>a</i> Advertising for the Public Service generally ... ..	.....	1,500	
		For the transmission of Telegraphic Messages ... ..	7,500	7,500	
		Interest on Public Accounts overdrawn at the Banks where such are kept ... ..	10,000	10,000	
		To provide for a Queen's Plate to be run for annually, on Randwick Racecourse, under the auspices of the Australian Jockey Club. (Resolution of Assembly)	200	200	
		Provisions to be left on Booby Island, for the relief of Shipwrecked Persons ... ..	30	30	
		To meet Unforeseen Expenses, to be hereafter accounted for ... ..	2,000	2,000	
		To meet the Expense of carrying on the Coast Surveys	1,500	1,500	
			27,230	28,730	

\* Formerly taken under Secretary for Lands.

## VI.

## Secretary for Lands.

## SUMMARY.

	Voted for 1865.	Required for 1866.
CHARGEABLE ON REVENUE.		
Department of Lands ... ..	5,515	5,515
Survey of Lands . . . . .	62,926	71,053
Commission to Land Agents, Appraisers, &c., and Rent of Buildings . . . . .	6,300	4,800
Occupation of Lands ... ..	12,177	12,577
Immigration Department . . . . .	2,516	2,416
Gold Fields ... ..	13,815	13,765
Management of Alpacas ... ..	700	700
Prevention of Scab in Sheep ... ..	8,918	9,253
Inspection of Cattle . . . . .	300	300
Coal Fields ... ..	1,740	1,740
Botanic Gardens ... ..	2,978	3,103
Government Domains and Hyde Park... ..	3,308	2,908
Roads other than Main Roads ... ..	50,380	3,700
Haslam's Creek General Cemetery . . . . .	104	104
Aborigines ... ..	500	500
Miscellaneous Services ... ..	2,696	2,903
	174,873	135,337
TO BE RAISED BY LOAN.		
Assisted Immigration from the United Kingdom ... ..	40,000	40,000
TOTAL ... ..	£ 214,873	175,337

The Treasury, New South Wales,  
Sydney, 10th November, 1865.

SAUL SAMUÉL,  
Treasurer.

No. of Persons.		No. VI.—SECRETARY FOR LANDS.				SALARIES AND CONTINGENCIES.																							
1865	1866					Amount Voted for 1865.		Amount Required for 1866.																					
						£		£																					
<b>Department of Lands.</b>																													
1	1	Secretary for Lands	...	...	...	1,500		1,500																					
1	1	Under Secretary	...	...	...	800		800																					
1	1	Chief Clerk	...	...	...	500		500																					
2	2	Clerks, at £350	...	...	...	700		700																					
2	2	Clerks, at £250	...	...	...	500		500																					
2	2	Clerks, at £200	...	...	...	400		400																					
5	5	Clerks, at £150	...	...	...	750		750																					
2	2	Messengers, 1 at £104, and 1 at £100	...	...	...	204		204																					
1	1	Office-keeper	...	...	...	61		61																					
							5,415		5,415																				
		Incidental Expenses	...	...	...	.....	100	.....	100																				
17	17	<b>TOTAL</b>	...	...	...	£ .....	5,515	.....	5,515																				
<b>Survey of Lands.</b>																													
1	1	Surveyor General	...	...	...	1,000		1,000																					
1	1	Deputy Surveyor General	...	...	...	700		800																					
5	5	<i>a</i> District Surveyors, at £730	...	...	...	3,650		3,650																					
6	6	<i>b</i> Surveyors, 1st class, at £630	...	...	...	3,780		3,780																					
6	6	<i>c</i> Do. 2nd class, at £530	...	...	...	3,180		3,180																					
1	1	Chief Draftsman	...	...	...	500		500																					
1	1	Draftsman, 1st class	...	...	...	450		450																					
1	1	Do. do.	...	...	...	400		400																					
1	1	Do. do.	...	...	...	375		350																					
1	1	Do. do.	...	...	...	350		350																					
1	1	Do. do.	...	...	...	325		300																					
4	4	Do. 2nd class, at £300	...	...	...	1,200		1,200																					
4	4	Do. do. at £240	...	...	...	960		960																					
3	3	Do. do. at £220	...	...	...	660		660																					
11	11	<i>d</i> Do. 3rd class, at £200	...	...	...	2,200		2,200																					
6	6	Do. do. at £150	...	...	...	900		900																					
1	1	Do. do. at £100	...	...	...	100		100																					
7	7	Supernumerary Draftsmen, at £75 each	...	...	...	525		525																					
2	2	Description Writers, 1 at £100, and 1 at £150	...	...	...	250		250																					
3	3	Lithographic Draftsmen, at £300	...	...	...	900		900																					
1	1	Lithographic Printer	...	...	...	265		265																					
1	1	Do. do.	...	...	...	210		210																					
1	1	Do. do.	...	...	...	155		155																					
1	1	Plan Moulder	...	...	...	150		150																					
...	17	Field Assistants to Surveyors, at 6s. each per diem	...	...	...	.....		1,862																					
1	1	Secretary and Cashier	...	...	...	650		650																					
1	1	First Clerk	...	...	...	450		450																					
1	1	Accountant	...	...	...	400		400																					
1	1	Clerk	...	...	...	400		400																					
2	2	Clerks, at £350	...	...	...	700		700																					
2	2	Do. at £300	...	...	...	600		600																					
2	2	Do. at £250	...	...	...	500		500																					
5	5	Do. at £200	...	...	...	1,000		1,000																					
9	9	Do. at £150	...	...	...	1,350		1,350																					
5	5	Supernumerary Clerks, 2 at 7s. 6d., and 3 at 6s. per diem	...	...	...	604		604																					
...	...	Extra Assistance—4 clerks, at 6s. per diem	...	...	...	.....		438																					
99	116	<b>Carried forward</b>	...	...	...	£ 29,839	.....	32,189																					
<p><i>a</i> Including £500 salary and £230 allowance for equipment, viz. :—</p> <table> <tr><td>Interest on purchase and wear and tear</td><td>£100</td></tr> <tr><td>Provisions for self</td><td>25</td></tr> <tr><td>Forage for three horses</td><td>125</td></tr> <tr><td>Horse-shoeing</td><td>10</td></tr> <tr><td>Wear and tear of survey instruments</td><td>10</td></tr> <tr><td>Stationery and postage</td><td>5</td></tr> <tr><td>Contingencies</td><td>5</td></tr> <tr><td></td><td>£280</td></tr> <tr><td>Less...</td><td>50</td></tr> <tr><td></td><td>£230</td></tr> </table> <p><i>b</i> Including £400 salary and £230 allowance.    <i>c</i> Including £300 salary and £230 allowance.    <i>d</i> Two were provided for nine months only in 1864.</p>										Interest on purchase and wear and tear	£100	Provisions for self	25	Forage for three horses	125	Horse-shoeing	10	Wear and tear of survey instruments	10	Stationery and postage	5	Contingencies	5		£280	Less...	50		£230
Interest on purchase and wear and tear	£100																												
Provisions for self	25																												
Forage for three horses	125																												
Horse-shoeing	10																												
Wear and tear of survey instruments	10																												
Stationery and postage	5																												
Contingencies	5																												
	£280																												
Less...	50																												
	£230																												



ESTIMATES OF EXPENDITURE—1866.

No. VI.—SECRETARY FOR LANDS.

No. of Persons:		SALARIES AND CONTINGENCIES.			
1865	1866	Amount Voted for 1865.		Amount Required for 1866.	
		<b>Survey of Lands—continued.</b>			
99	116		£ 29,839	.....	£ 32,189.
...	1	Brought forward ... ..	.....		500
1	1	Inspector of Land Offices ... ..	100		100
1	1	Messenger... ..	50		50
1	1	Do. Assistant (Boy) ... ..	36		40
1	1	Do. (do.) ... ..	50		50
1	1	a Housekeeper ... ..	25		36
1	1	Assistant Housekeeper ... ..	7,125		5,263
80	68	b Wages and Provisions to Surveying Parties ... ..		37,225	
		Allowance, in lieu of forage for one horse, to Surveyor General ... ..	50		50
		Equipment allowance for Deputy Surveyor General ... ..	280		100
		Fees to Licensed Surveyors ... ..	23,000		30,000
		Passage and Freight ... ..	150		150
		c Incidental Expenses ... ..	225		225
		Extra Forage Allowance in special cases ... ..	500		500
		Purchase of Surveying Instruments ... ..	250		250
		Lithographic Drawing, Printing, and Materials ... ..	396		500
		Rent of Rooms for deposit of Records in Country Towns by Surveyors ... ..	250		250
		Fees to Draftsmen employed by Contract in drawing Diagrams on Deeds ... ..	600		600
		Travelling allowance to Inspector of Land Offices ... ..	.....	25,701	200
					38,223
184	190	TOTAL ... ..	£ .....	62,926	.....
					32,825
		Rent of additional Offices for Land Departments ... ..	300		300
		Commission to Land Agents, Appraisers, and others ... ..	*6,000		4,500
				6,800	4,800
		<b>Occupation of Lands.</b>			
		HEAD QUARTERS.			
1	1	Chief Commissioner of Crown Lands ... ..	800		800
1	1	Chief Clerk ... ..	300		400
...	1	Clerk ... ..	.....		300
1	1	Do. ... ..	250		250
2	2	Clerks, at £200 ... ..	400		400
1	1	Clerk ... ..	175		175
1	1	Do. ... ..	150		150
1	1	Do. ... ..	75		75
1	1	Bailiff ... ..	200		200
1	1	Messenger... ..	50		50
1	1	House-keeper ... ..	25		25
		PASTORAL DISTRICTS.			
2	2	Commissioners of Crown Lands, at £500 ... ..	1,000		1,000
4	4	Do. £450 ... ..	1,800		1,800
5	5	Do. £400 ... ..	2,000		2,000
14	14	Bailiffs, at £183 ... ..	2,562		2,562
11	11	Camp-keepers, at £40 ... ..	440		440
				10,227	10,627
		Expenses of Exploration Parties of Commissioners engaged in allotting New Country ... ..	1,000		1,000
		Fees for Special Appraisements and similar Services ... ..	500		500
		Allowance to Commissioners in lieu of Quarters ... ..	250		250
		Incidental Expenses ... ..	200		200
				1,950	1,950
47	48	TOTAL ... ..	£ .....	12,177	.....
					12,577

a Provided with Quarters, Fuel, and Light.  
 b Being estimated at the rate of 4s. and 4s. 6d. per diem for 68 Labourers; with £194 to meet special expenditure where necessary.  
 c Including Special Allowance, when necessary, for District Surveyor.  
 \* Includes £1,500 for Advertising for the Public Service generally, placed for 1866 under the head of "Miscellaneous"—Secretary for Finance and Trade.

ESTIMATES OF EXPENDITURE—1866.

No. of Persons.		No. VI.—SECRETARY FOR LANDS.				SALARIES AND CONTINGENCIES.			
1865	1866					Amount Voted for 1865.		Amount Required for 1866.	
						£		£	
<b>Immigration.</b>									
1	1	Agent	...	...	...	400		400	
1	1	Chief Clerk	...	...	...	350		350	
1	1	Clerk (Accountant)	...	...	...	255		255	
1	1	Clerk	...	...	...	200		150	
1	1	Do.	...	...	...	175		125	
...	1	Do.	...	...	...	.....		100	
1	1	Matron	...	...	...	100		100	
1	1	Sub-Matron	...	...	...	36		36	
1	1	Messenger	...	...	...	100		100	
							1,616		1,616
		Provisions	...	...	...	400		400	
		Medicines and Medical Attendance, Advertising, and Incidental Expenses	...	...	...	500		400	
							900		800
8	9	<b>TOTAL</b>	...	...	...	£ .....	2,516	.....	2,416
<b>Gold Fields.</b>									
2	1	Commissioner	...	...	...	1,000		500	
7	7	a Assistant Commissioners, at £450	...	...	...	3,150		3,150	
7	7	b Assistant Commissioners of the 2nd class, at £350	...	...	...	2,450		2,450	
4	4	c Sub-Commissioners, at £275	...	...	...	1,100		1,100	
2	2	Clerks to Gold Commissioners, at £150	...	...	...	300		300	
3	3	Clerks of Local Courts, at £100 each	...	...	...	300		300	
6	5	Chinese Interpreters, at £150	...	...	...	900		750	
20	20	Camp-keepers, at £50	...	...	...	1,000		1,000	
...	1	Mining Surveyor	...	...	...	.....		*550	
							10,200		10,100
		Allowance in lieu of Forage for 2 Commissioners, £100, and 1 Assistant, at £100, and for 17 Assistant and Sub-Commissioners, at £50 each	...	...	...	1,100		1,150	
		Carriage of Stores, Wood, Water, &c.	...	...	...	240		240	
		Erection of, and Repairs to, Buildings	...	...	...	600		600	
		Rent of Premises	...	...	...	75		75	
		Travelling Expenses of Commissioners (when specially sanctioned)	...	...	...	400		400	
		Allowance to Commissioners, in lieu of Quarters, and for Offices	...	...	...	110		110	
		Allowance to Assistant and Sub-Commissioners, in lieu of Quarters, at £40 each	...	...	...	240		240	
		To meet Unforeseen Expenses at the Gold Fields	...	...	...	800		800	
		Furniture	...	...	...	50		50	
							3,615		3,665
51	50	<b>TOTAL</b>	...	...	...	£ .....	13,815	.....	13,765

a Three of these are also Police Magistrates. b Two of these are Police Magistrates and one a Clerk of Petty Sessions. c One of these is a Police Magistrate and two Clerks of Petty Sessions. \* Salary, £300; Allowances, £250.

No. of Persons.		No. VI.—SECRETARY FOR LANDS.			
		SALARIES AND CONTINGENCIES.			
1865	1866	Amount Voted for 1865.		Amount Required for 1866.	
		£		£	
<b>Management of Alpacas.</b>					
		Superintendence and Management of Alpacas, including Incidental Expenses ... ..			
		.....	700	.....	700
<hr/>					
<b>Prevention of Scab in Sheep.</b>					
1	1	Chief Inspector ... ..	500	500	
...	5	Inspectors, at £350 ... ..	...	1,750	
30	...	Inspectors, at £250 each... ..	7,500	.....	
...	18	Inspectors, at £300 ... ..	.....	5,400	
3	3	Inspectors, at £100 ... ..	300	300	
...	4	Inspectors, at £30 ... ..	.....	120	
			8,300		8,070
Forage:—					
		Chief Inspector, at £50 ... ..	} 100	100	
		1 Inspector, at £50 ... ..			
		Travelling Expenses, when specially sanctioned ... ..	200	400	
		Postage and Stationery for Chief Inspector ... ..	40	40	
		Do. for 25 Inspectors, at £5 per annum each ... ..	150	125	
		Do. for 3, at £2 10s. each ... ..	8	8	
		Furniture ... ..	20	10	
		Incidental Expenses, including Law Costs and Charges ... ..	100	500	
			618		1,183
34	31	TOTAL ... ..	£ 8,918	.....	9,253
<hr/>					
<b>Inspection of Cattle.</b>					
1	1	Inspector, Sydney ... ..	25	25	
1	1	Do. Eden ... ..	100	100	
1	1	Do. Newcastle ... ..	150	150	
			275		275
		Postage and Stationery for Inspectors, at Newcastle and Eden... ..	5	5	
		Incidental Expenses ... ..	20	20	
			25		25
3	3	TOTAL ... ..	£ 300	.....	300
<hr/>					
<b>Coal Fields.</b>					
1	1	Examiner (Northern) and Keeper of Mining Records ..	600	600	
1	1	Examiner (Southern) ... ..	400	400	
1	1	Inspector ... ..	300	300	
			1,300		1,300
		Incidental Expenses ... ..	400	400	
		Office Rent (Southern) ... ..	40	40	
			440		440
3	3	TOTAL ... ..	£ 1,740	.....	1,740

		No. VI.—SECRETARY FOR LANDS.			
No. of Persons.		SALARIES AND CONTINGENCIES.			
1865	1866	Amount Voted for 1865.		Amount Required for 1866.	
		£		£	
<b>Botanic Gardens.</b>					
1	1	Director ... ..	400	400	
1	1	Overseer ... ..	200	200	
1	1	Clerk and Librarian ... ..	150	150	
1	1	Bailiff ... ..	108	108	
			858	858	858
		Wages to Gardeners and Labourers ... ..	1,200	1,300	
		Travelling and other Expenses of the Director, in the discharge of his duties ... ..	100	100	
		Forage for one Horse ... ..	50	50	
		Cases for Plants, and to meet the expenses of transmission ... ..	40	40	
		Towards the formation of a Public Botanical Library ... ..	50	50	
		Purchase of Coals and Manure ... ..	30	30	
		Incidental Expenses ... ..	100	100	
		To defray Cost of Aviary ... ..	200	200	
		Painting and repairing Seats ... ..	50	50	
		To make Walks and Plantations in ground recently added to the Gardens ... ..	.....	200	
		To meet the expense of covered Drains between the Upper and Lower Gardens ... ..	100	.....	
		For water supply to Drinking Fountain and new Lodge at Eastern entrance... ..	.....	100	
		To complete draining and preparation of ground on Western side of Lower Garden ... ..	200	.....	
		Towards re-labelling the Plants and Shrubs in Botanic Gardens ... ..	.....	25	
			2,120	2,245	2,245
4	4	TOTAL ... ..	£ .....	2,978	3,103
<b>Government Domains and Hyde Park.</b>					
1	1	General Overseer... ..	150	150	
1	1	Bailiff ... ..	108	108	
			258	258	258
		Wages to Labourers ... ..	700	700	
		Forage for one Horse ... ..	50	50	
		Gravel to keep in repair Roads and Paths ... ..	200	200	
		Formation and improvement of Paths ... ..	100	.....	
		Repair of Gates and Fences ... ..	100	200	
		To trench and fence in ground for Additional Plantations ... ..	150	150	
		Soil and Manure ... ..	50	50	
		To provide soil to cover the banks sloping towards Woolloomooloo Bay... ..	150	.....	
		Incidental Expenses ... ..	50	50	
		To continue improvement of the Domain ... ..	500	250	
			2,050	1,650	1,650
		For the improvement of Hyde Park ... ..	.....	1,000	1,000
2	2	TOTAL ... ..	£ .....	3,308	2,908

No. VI.—SECRETARY FOR LANDS.

No. of Persons.		SALARIES AND CONTINGENCIES.			
1865	1866	Amount Voted for 1865.		Amount Required for 1866.	
		£		£	
<b>Minor Roads.</b>					
		For the construction and maintenance of Subordinate Roads, as classified per Schedule ... ..	35,000	.....	
		For Minor Bridges and Roads not classified ... ..	10,000	.....	
		Alignment Posts for Towns ... ..	500	500	
		To meet Expense of Fencing Public Roads where proclaimed through enclosed Lands ... ..	2,000	2,000	
		Formation of Streets through Crown Lands in City of Sydney ... ..	750	750	
		Punt over the M'Intyre River, at Gundiwindi... ..	.....	200	
		Bridge at Tumble Down, on road from Maitland to Clarencetown and Dungog ... ..	.....	130	
		Construction of a new Toll House, at Windsor Ferry... ..	.....	120	
		Other Votes, 1865 ... ..	2,130	.....	
			50,380		3,700
<b>Haslam's Creek General Cemetery.</b>					
1	1	Overseer ... ..	.....	104	104
<b>Aborigines.</b>					
		Medicines and Medical Attendance ... ..	.....	500	500
<b>Miscellaneous Services.</b>					
		For the Erection of Public Pounds ... ..	.....	300	
		For sinking Wells, so as to render practicable the route from the Darling to the Lachlan and to the Warrego Compensation for Land, &c., required for Approach to Pitnacree Bridge ... ..	2,500	2,500	
		Bonus to the Reverend Edward Holland, of Port Macquarie, for Production of Cotton ... ..	.....	93	
		Other Votes, 1865 ... ..	196	10	
			2,696		2,903
<b>To be Raised by Loan.</b>					
<b>IMMIGRATION.</b>					
		For the purpose of assisting Immigration to this Colony ... ..	.....	40,000	40,000



## VII.

## Secretary for Public Works.

## SUMMARY.

	Voted for 1865.	Required for 1866.
CHARGEABLE ON REVENUE.		
Department of Public Works ... ..	4,570	4,420
Railways :—		
General Establishment ... ..	2,860	2,500
Works in Progress Establishment ... ..	6,600	6,525
Existing Lines—Working Expenses ... ..	110,300	107,955
Harbours and River Navigation :—		
Establishments ... ..	18,398	18,143
Public Works ... ..	3,900	3,050
Colonial Architect ... ..	6,190	6,340
Fortifications ... ..	379	379
Public Works and Buildings ... ..	43,721	61,033
Roads and Bridges :—		
General Establishment ... ..	3,325	2,625
Superintendence ... ..	7,700	5,500
Construction and Maintenance ... ..	138,148	71,490
Electric Telegraphs ... ..	27,144	32,458
Fitz Roy Dock ... ..	6,128	5,987
Miscellaneous Services ... ..	104	104
	379,462	328,509
TO BE RAISED BY LOAN.		
Railways ... ..	74,500	624,000
Harbours and River Navigation ... ..	14,900	49,000
Fortifications ... ..	.....	15,000
Public Works and Buildings ... ..	51,000	.....
	140,400	688,000
TOTAL ... ..	£ 519,862	1,016,509

The Treasury, New South Wales,  
Sydney, 10th November, 1865.

SAUL SAMUEL,  
Treasurer.

No. of Persons.		No. VII.—SECRETARY FOR PUBLIC WORKS.						SALARIES AND CONTINGENCIES.				
1865	1866							Amount Voted for 1865.		Amount Required for 1866.		
								£		£		
<b>Department of Public Works.</b>												
1	1	Secretary for Public Works	...	...	...	...	...	1,500		1,500		
1	1	Under Secretary and Commissioner for Railways	...	...	...	...	...	800		800		
1	1	Chief Clerk	...	...	...	...	...	450		450		
1	1	Clerk	...	...	...	...	...	300		300		
1	1	Do.	...	...	...	...	...	250		250		
1	1	Do.	...	...	...	...	...	200		200		
1	...	Do.	...	...	...	...	...	150		.....		
1	1	Messenger...	...	...	...	...	...	120		120		
1	1	House-keeper	...	...	...	...	...	50		50		
									3,820		3,670	
Rent								650		650		
Incidental Expenses								100		100		
									750		750	
9	8	TOTAL ... ..						£	.....	4,570	.....	4,420
<b>Railways.</b>												
GENERAL ESTABLISHMENT.												
Commissioner. (Provided for under Department of Public Works.)												
1	1	Accountant	...	...	...	...	...	500		500		
1	1	Chief Clerk	...	...	...	...	...	400		400		
1	1	Clerk	...	...	...	...	...	300		300		
1	1	Do.	...	...	...	...	...	300		300		
1	1	Do.	...	...	...	...	...	250		250		
2	2	Clerks, at £200	...	...	...	...	...	400		400		
2	...	Do., at £180	...	...	...	...	...	360		.....		
1	1	Clerk	...	...	...	...	...	50		50		
1	1	Messenger	...	...	...	...	...	100		100		
									2,660		2,300	
Travelling and Incidental Expenses								.....	200	.....	200	
11	9	TOTAL ... ..						£	.....	2,860	.....	2,500
WORKS IN PROGRESS.												
Valuation of Land.												
1	1	Valuator	...	...	...	...	...	600		600		
									100		100	
									700		700	
1	1											
Works in Progress—Authorized Extensions.												
1	1	Engineer-in-Chief	...	...	...	...	...	1,500		1,500		
1	1	Assistant Engineer	...	...	...	...	...	700		700		
1	1	Assistant Engineer for Trial Surveys	...	...	...	...	...	800		*800		
1	1	Chief Draftsman	...	...	...	...	...	500		500		
1	1	Draftsmen	...	...	...	...	...	300		200		
1	1	Clerk	...	...	...	...	...	350		350		
1	1	Assistant Clerk	...	...	...	...	...	150		175		
									4,300		4,225	
Travelling Expenses								500		500		
Incidental Expenses								100		100		
Contingent sum to provide such further Assistance as may be required								1,000		1,000		
									1,600		1,600	
7	7	TOTAL ... ..						£	.....	6,600	.....	6,525

\* Including £200 for equipment and travelling allowance.



ESTIMATES OF EXPENDITURE--1866.

No. VII.—SECRETARY FOR PUBLIC WORKS.

No. of Persons.						SALARIES AND CONTINGENCIES.			
1865	1866					Amount Voted for 1865.		Amount Required for 1866.	
						£		£	
<b>Railways—continued.</b>									
EXISTING LINES, WORKING EXPENSES.									
1	1	Traffic Manager of Southern and Western Lines	...	...	...	500		500	
1	1	Traffic Manager, Northern Line	...	...	...	500		500	
1	1	Locomotive Foreman	...	...	...	400		400	
1	1	Do.	...	...	...	300		300	
2	2	Superintendents of Way and Works, at £400	...	...	...	800		800	
2	2	Inspectors of Way and Works, at £275	...	...	...	550		550	
35	...	* Station Masters—8 at £250; 11 at £200; 11 at £150; and 5 at £120	...	...	...	6,450		.....	
...	34	* Station Masters—6 at £250; 10 at £200; 3 at £175; 11 at £150; and 4 at £120	...	...	...	.....		6,155	
1	1	Storekeeper (South)	...	...	...	300		300	
1	2	Clerks	...	...	...	200		400	
1	1	Storekeeper, &c. (North)	...	...	...	200		250	
...	1	Clerk	...	...	...	.....		†200	
1	1	Instrument Fitter, &c., &c.	...	...	...	150		150	
		* Allowance to Station Masters for House Rent	...	...	...	450		450	
		Expenses of 150 miles of Railway, including Maintenance of Way and Works, Wages to Workmen, Stores, and Incidental Expenses	...	...	...	99,500		97,000	
47	48	TOTAL	...	...	...	.....	110,300	.....	107,955
<b>Harbours and River Navigation.</b>									
ENGINEER'S DEPARTMENT.									
1	1	Engineer-in-Chief	...	...	...	1,100		1,100	
1	1	Chief Surveyor and Draftsman	...	...	...	400		400	
1	1	Draftsman	...	...	...	300		300	
1	1	Do.	...	...	...	300		300	
3	...	Assistants	...	...	...	100		.....	
1	1	Chief Clerk and Accountant	...	...	...	300		300	
1	1	Clerk	...	...	...	175		175	
1	1	Messenger	...	...	...	50		50	
			...	...	...	2,725		2,625	
		Travelling Expenses	...	...	...	200		200	
		Incidental Expenses	...	...	...	50		50	
10	7		...	...	...	250		250	2,875
		Carried forward	...	...	...	.....	2,975	.....	2,875

\* With an allowance not exceeding £50 per annum for House Rent, where no residence is provided.

† See General Establishment, 1865.

## ESTIMATES OF EXPENDITURE—1866.

No. of Persons.		NO. VII.—SECRETARY FOR PUBLIC WORKS.				
1865	1866	SALARIES AND CONTINGENCIES.				
		Amount Voted for 1865.		Amount Required for 1866.		
		£		£		
		<b>Harbours and River Navigation—continued.</b>				
		Brought forward ... ..	£	2,975	£	2,875
		<b>STEAM DREDGE "HUNTER."</b>				
1	1	Chief Engineer ... ..	300		300	
14	14	Crew ... ..	1,680		1,680	
			1,980		1,980	
15	15	Repairs and Renewals, Coals, Stores, Steam Tug, and other Incidental Expenses ... ..	2,000	3,980	2,000	3,980
		<b>STEAM DREDGE "HERCULES."</b>				
1	1	Master ... ..	250		250	
9	9	Crew ... ..	924		924	
			1,174		1,174	
10	10	Repairs and Renewals, Coals, Stores, and other Incidental Expenses ... ..	1,000	2,174	1,000	2,174
		<b>STEAM DREDGE "PLUTO."</b>				
1	1	Chief Engineer ... ..	250		250	
9	9	Crew ... ..	924		924	
			1,174		1,174	
10	10	Repairs, Coals, Stores, Towage, landing Silt, and forming Dykes ... ..	1,500	2,674	1,000	2,174
		<b>STEAM DREDGE "VULCAN," NEWCASTLE.</b>				
1	1	Chief Engineer ... ..	300		250	
14	14	Crew ... ..	1,680		1,680	
			1,980		1,930	
15	15	Repairs and Renewals, Coals, Stores, Steam Tug, and other Incidental Expenses ... ..	1,600	3,580	2,000	3,930
		<b>STEAM CRANES, NEWCASTLE.</b>				
15	15	Engine-drivers, at £144, and Men, at £108 ... ..	2,010		2,010	
		Repairs, Coals, and Stores ... ..	1,000	3,010	1,000	3,010
15	15	<b>TOTAL ... ..</b>	£	18,393	.....	18,143
		<b>PUBLIC WORKS.</b>				
		Preliminary Harbour Surveys ... ..	500		500	
		Landing Silt from Dredge, and forming Ground ... ..	1,200		1,200	
		Repairs to Glebe Island Road ... ..	100		100	
		Incidental Expenses to Wharfs, Bridges, and other Public Works ... ..	1,000		1,000	
		Repairs and Improvements to Cook's River Dam.....	1,100		.....	
		Grassing Sand Hills, Wollongong ... ..	.....	3,900	250	3,050

No. VII.—SECRETARY FOR PUBLIC WORKS.											
No. of Persons.								SALARIES AND CONTINGENCIES.			
1865	1866							Amount Voted for 1865.		Amount Required for 1866.	
								£		£	
<b>Colonial Architect.</b>											
1	1	Colonial Architect	...	...	...	...	...	1,000		1,000	
1	1	First Clerk of Works	...	...	...	...	...	600		600	
1	1	Clerk of Works	...	...	...	...	...	500		500	
1	1	Do.	...	...	...	...	...	400		400	
1	1	Do.	...	...	...	...	...	400		400	
1	1	Do.	...	...	...	...	...	400		400	
1	1	First Foreman of Works...	...	...	...	...	...	250		250	
1	1	Second do.	...	...	...	...	...	250		250	
1	1	Draftsman	...	...	...	...	...	300		300	
...	2	Cadets, at £75	...	...	...	...	...	.....		150	
1	1	Chief Clerk	...	...	...	...	...	450		450	
1	1	Clerk	...	...	...	...	...	300		300	
1	1	Clerk	...	...	...	...	...	200		200	
1	1	Clerk	...	...	...	...	...	150		150	
1	1	Do. and Draftsman	...	...	...	...	...	150		150	
1	1	Messenger...	...	...	...	...	...	100		100	
1	1	Office-keeper	...	...	...	...	...	40		40	
									5,490		5,640
Forage for the horses of the Colonial Architect and the Clerk of Works								100		100	
Travelling Expenses of the Colonial Architect and Officers of the Department, when proceeding to inspect Public Works and Buildings								550		550	
Incidental Expenses								50		50	
									700		700
16	18	TOTAL...	...	...	...	...	£ .....		6,190	.....	6,340
<b>Fortifications.</b>											
1	1	Foreman of Works	...	...	...	...	...	250		250	
1	1	Boatman	...	...	...	...	...	104		104	
									354		354
Incidental Expenses								.....	25		25
2	2	TOTAL	...	...	...	...	£ .....		379	.....	379

No. VII.—SECRETARY FOR PUBLIC WORKS.		
	Amount voted for 1865.	Amount required for 1866.
	£	£
<b>Public Works and Buildings.</b>		
For ordinary repairs, alterations, and additions to Public Buildings generally ...	10,000	10,000
For providing Furniture and Fittings for the Public Offices generally ... ..	3,000	3,000
For repairs to Military Barracks and Buildings ... ..	1,000	1,000
For lighting Lamps, sweeping Chimneys, &c., Victoria Barracks... ..	250	250
For lighting Government Lamps in Streets of Sydney and Domain ... ..	750	700
For Furniture and repair of same for Government House ... ..	200	200
To provide Building and other Materials for completion or repair of Gaols and other Public Buildings, by the labour of Prisoners in Gaol ... ..	6,500	6,500
Additions, Sydney Gaol ... ..	2,000	2,000
Police Buildings ... ..	2,500	5,000
Gaols, Court Houses, and Lock-ups ... ..	10,000	10,000
Supply of Coffins for Paupers ... ..	400	400
For repairs, Lunatic Asylum, Parramatta ... ..	1,500	4,000
Alterations and Repairs, Protestant Orphan School, Parramatta ... ..	1,000	1,000
Repairs, Alterations, &c., to Lunatic Asylum, Tarban ... ..	4,581	9,000
Additions to Post Office, Armidale ... ..	40	.....
Stable, Water Police Office ... ..	.....	120
Additions to Gaol at Wellington ... ..	.....	1,250
Drinking Fountain, Darlinghurst Gaol ... ..	.....	130
Draining Darlinghurst Gaol to Woolloomooloo Bay ... ..	.....	1,000
Building for Tide Gauge at Fort Denison ... ..	.....	78
Shed, &c., at the Observatory ... ..	.....	105
Erection of Volunteer Offices ... ..	.....	2,300
Drainage of Lunatic Asylum and Gaol at Parramatta ... ..	.....	3,000
TOTAL ... ..	£ 43,721	61,033

## ESTIMATES OF EXPENDITURE—1866.

65

No. of Persons.		SALARIES AND CONTINGENCIES.				
1865	1866	Amount Voted for 1865.		Amount Required for 1866.		
		£		£		
<b>Roads and Bridges.</b>						
<b>GENERAL ESTABLISHMENT.</b>						
1	1	Commissioner and Engineer ... ..	700	700		
1	1	Assistant Engineer ... ..	500	500		
1	1	Chief Clerk and Cashier ... ..	300	325		
1	1	Accountant ... ..	250	275		
1	1	Clerk ... ..	225	225		
1	1	Boy Messenger ... ..	50	50		
			2,025		2,075	
		Travelling Expenses, Instruments, and other Incidental Expenses ... ..	800	550		
		Survey of the Clarence River Road ... ..	500	.....	550	
			1,300			
6	6	<b>TOTAL ... ..</b>	£ .....	3,325	.....	
					2,625	
<b>SUPERINTENDENCE.</b>						
<i>Northern Roads.</i>						
4	3	Superintendents, at £500 ... ..	2,000	1,500		
1	...	Overseer ... ..	300	.....	1,500	
			2,300			
<i>Southern Roads.</i>						
1	...	Superintendent ... ..	600	.....		
3	2	Superintendents, at £500 ... ..	1,500	1,000		
...	2	Superintendents, at £400 each ... ..	.....	800		
3	1	Overseer ... ..	900	300		
			3,000		2,100	
<i>Western Roads.</i>						
3	...	Superintendents—1 at £600—1 at £500—1 at £400... ..	1,500	.....		
...	2	Superintendents, at £500 ... ..	.....	1,000		
3	3	*Overseers, at £300 ... ..	900	900		
			2,400		1,900	
18	13	<b>TOTAL ... ..</b>	£ .....	7,700	.....	
					5,500	
<b>CONSTRUCTION AND MAINTENANCE.</b>						
<i>Main Northern Road.</i>						
		Morpeth to Singleton, Tolls to be expended where collected ... ..	} .....	1,800	} 15,610	
		Singleton to Armidale, Tolls to be expended where collected ... ..		24,410		4,010
		Singleton to Armidale, 196 miles, at £50 per mile ... ..				9,800
<i>Main South Road.</i>						
		Fifth Milestone to Picton, Tolls to be expended where collected ... ..	} .....	1,025	} 21,865	
		Picton to Albury, Tolls to be expended where collected... ..		35,485		4,190
		Picton to Albury, 333 miles, at £50 per mile ... ..				16,650
<i>Main Western Road.</i>						
		Sydney to Penrith, Tolls to be expended where collected ... ..	} .....	3,050	} 16,715	
		Penrith to Wellington, Tolls to be expended where collected ... ..		25,150		4,865
		Penrith to Wellington, 176 miles, at £50 per mile ... ..				8,800
		<b>Carried forward ... ..</b>	£ .....	85,045	.....	
					54,190	

\* One of these Overseers is partly employed on the Southern Road.

		No. VII.—SECRETARY FOR PUBLIC WORKS.			
No. of Persons.		SALARIES AND CONTINGENCIES.			
1865	1866	Amount Voted for 1865.		Amount Required for 1866.	
		<b>Roads and Bridges—continued.</b>			
		CONSTRUCTION AND MAINTENANCE— <i>continued.</i>			
		£		£	
		Brought forward	85,045		54,190
		<i>Other Roads and Bridges.</i>			
		Clyde Road	1,750		1,500
		Road, Clarence River to Great Northern Road	5,750		5,750
		Mudgee Road	4,000		4,000
		Minor Roads, as per Schedule	28,968		
		Contingent Works, Approaches to Railway Stations, &c.	2,500		2,000
		Repairs to Bridges	3,000		2,000
		Constructing and repairing Toll Bars	500		300
		Contribution towards repair of road damage to High-street, West Maitland			1,750
		Votes for other Roads and Bridges, 1865	6,635		
			53,103		17,300
		TOTAL	138,148		71,490
		<b>Electric Telegraphs.</b>			
1	1	Superintendent	700		700
1	...	Inspector and Station Master	350		
...	1	Assistant Superintendent			350
1	1	Clerk	250		250
1	1	Accountant	300		300
1	1	Clerk	200		200
1	1	Do.	150		150
1	1	Booking Clerk (Inwards)	175		175
1	1	Do. (Outwards)	150		150
1	1	Instrument Fitter	300		300
1	1	Storekeeper	104		104
1	1	Battery Man	104		104
1	1	Head Messenger and Stablekeeper	104		104
63	...	Station Masters and Line Inspectors—3 at £300; 3 at £250; 13 at £200; 18 at £180; 24 at £150; 1 at £52; and 1 at £50	11,192		
...	65	Station Masters and Line Inspectors—1 at £325; 1 at £300; 3 at £250; 2 at £225; 13 at £200; 22 at £180; 23 at £150			11,835
23	...	Operators—2 at £175; 6 at £150; 12 (Juniors) at £104; and 3 at £52	2,654		
...	21	Operators—1 at £200; 2 at £175; 5 at £150; 8 at £104; 4 at £52; 1 at £25			2,365
11	...	Messengers—9 at £52, and 2 at £25	518		
...	15	Messengers—13 at £52; and 2 at £25			726
			17,251		17,813
109	113	Carried forward	17,251		17,813







VIII.

The Postmaster General.

SUMMARY.

	Voted for 1865.	Required for 1866.
Post Office	116,168	112,332
Money Order Department	2,830	2,605
TOTAL	£ 118,998	114,937

The Treasury, New South Wales,  
Sydney, 10th November, 1865.

SAUL SAMUEL,  
Treasurer.

No. of Persons.		No. VIII.—THE POSTMASTER GENERAL.			
		SALARIES AND CONTINGENCIES.			
1865	1866	Amount Voted for 1865.		Amount Required for 1866.	
		£		£	
<b>Post Office.</b>					
1	1	Postmaster General	950		950
1	1	Secretary	530		530
1	1	Accountant	530		530
1	1	Chief Clerk, Letter Branch	375		350
1	...	Clerk	375		.....
1	1	Cashier	300		300
2	2	Clerks, at £300	600		600
2	1	Clerk	550		275
...	1	Do.	.....		250
4	...	Clerks, at £215	860		.....
...	4	Do., at £225	.....		900
5	6	Do., at £200	1,000		1,200
6	5	Do., at £175	1,050		875
3	3	Do., at £150	450		450
4	4	Do., at £132	528		528
...	2	Do., at £100	.....		200
...	1	Postal Inspector	.....		300
1	1	Landing and Shipping Officer	200		200
3	3	Stampers and Openers and Tyers of Bags, at £132	396		396
6	6	Newspaper Sorters, at £132	792		792
18	21	Sydney Letter Carriers, at £132	2,376		2,772
7	7	Suburban Letter Carriers, at £120	840		840
1	1	Principal Messenger	120		120
4	4	Messengers, at £108	432		432
3	4	Mail Boys, at £78	234		312
1	1	Officekeeper	61		61
1	1	Night Watchman	84		84
2	2	Mail Guards, at £150	300		300
12	12	Country Letter Carriers, at £120	1,440		1,440
1	1	Newspaper Stamp Obliterator	104		104
			15,477		16,091
			14,000		14,000
		Country Postmasters	.....		.....
		Overtime for sorting English Mails	500		400
		Uniforms for Letter Carriers and Guards	210		.....
		Allowance of Rent to Official Postmasters	558		588
		Forage and Farriery for four Horses	200		150
		Allowance for Forage to the Letter Carriers at Parramatta, East and West Maitland, Bathurst, Newcastle, Goulburn, Morpeth, Mudgee, and Singleton...	333		333
		Letter Pillar Boxes	120		.....
		Newspaper Pillar Boxes	50		.....
		Incidental Expenses	500		600
		Travelling Expenses for purposes of Inspection	250		.....
		Do. do. of Postal Inspector	.....		200
			2,721		2,271
<b>CONVEYANCE OF MAILS.</b>					
		Inland Mails	60,000		56,000
		Gratuities for Ships' Mails, Foreign and Coastwise	3,000		2,800
		Landing and Shipping Mails, including Portage	450		400
		Incidental Expenses in connection with Railways	250		450
		Receiving and delivering Mails, Intercolonial and Coastwise, after Post Office hours	120		120
		Expense of Supplementary English Mails, and the transhipment of Mails at Melbourne	150		200
		Expense of Steam Postal Communication with Great Britain, <i>via</i> Suez	20,000		20,000
			83,970		79,970
92	98	<b>TOTAL</b>	£	116,168	112,332

## ESTIMATES OF EXPENDITURE—1866:

71

No. of Persons.		No. VIII.—THE POSTMASTER GENERAL.						SALARIES AND CONTINGENCIES.			
1865	1866							Amount Voted for 1865.		Amount Required for 1866.	
								£		£	
<b>Money Order Department.</b>											
1	1	Superintendent	...	...	...	...	...	500		500	
1	1	Chief Clerk	...	...	...	...	...	300		300	
2	1	Clerk	...	...	...	...	...	400		200	
...	2	Clerks, at £150	...	...	...	...	...	.....		300	
1	1	Clerk	...	...	...	...	...	100		100	
1	1	Messenger	...	...	...	...	...	100	1,400	100	1,500
		Extra Clerical Assistance	...	...	...	...	...	50		50	
		Rent	...	...	...	...	...	180		180	
		Travelling Expenses	...	...	...	...	...	150		100	
		Incidental Expenses	...	...	...	...	...	50		25	
		Intercolonial Offices,—Commission	...	...	...	...	...	200		100	
		Commission to Country Postmasters	...	...	...	...	...	500		300	
		To pay the Imperial Government 4d. per Order for Money Orders drawn upon the United Kingdom, and 10s. per cent. on (say) £30,000	...	...	...	...	...	300	1,430	350	1,105
6	7	TOTAL	...	...	...	...	£	.....	2,830	.....	2,605



SUPPLEMENTARY ESTIMATES

OF THE

EXPENDITURE

OF THE

G O V E R N M E N T

OF

NEW SOUTH WALES,

FOR

1865,

AND PREVIOUS YEARS.

---

ORDERED BY THE LEGISLATIVE ASSEMBLY TO BE PRINTED,  
15 NOVEMBER, 1865.

---



SYDNEY: THOMAS RICHARDS, GOVERNMENT PRINTER.

1865.

[Price, Nine-pence.]



**SUPPLEMENTARY ESTIMATES FOR 1865 AND PREVIOUS YEARS.**

Services of 1863 and Previous Years.	TO BE VOTED.		PAID TO 30 SEPTEMBER, 1865.	UNPAID ON 30 SEPTEMBER, 1865.
	AMOUNT.	TOTAL.		
<b>No. III.—CHIEF SECRETARY.</b>				
<b>POLICE.</b>				
Contingencies, 1862, further sum	42 6 9			
Travelling Allowance, 1862, further sum	3 15 0			
To meet outstanding claims for Supplies during the years 1860, 1861, and 1862	37 7 2			
		83 8 11	42 6 9	41 2 2
<b>PENAL ESTABLISHMENT, COCKATOO ISLAND.</b>				
Contingencies, 1863, further sum	.....	9 6 2	9 6 2	.....
<b>ASYLUMS FOR THE INFIRM AND DESTITUTE.</b>				
Further sum, for 1863	.....	1 1 0	1 1 0	.....
<b>No. IV.—ADMINISTRATION OF JUSTICE.</b>				
<b>LAW OFFICERS.</b>				
Contingencies, 1863, further sum	.....	5 17 0	.....	5 17 0
<b>QUARTER SESSIONS.</b>				
Allowances to Witnesses and Jurors, further sum	.....	2 17 2	2 17 2	.....
<b>No. V.—SECRETARY FOR FINANCE AND TRADE.</b>				
<b>MISCELLANEOUS.</b>				
Postage of the various Public Departments, further sum for 1862	2 8 0			
Do. do. do. for 1863	14 3 11			
		16 11 11	16 11 11	.....
Interest to 31st March, 1865, on advance on Treasury Bills, by the Bank of New South Wales	2,778 13 2			
Ditto to close of Account, say	3,000 0 0			
		5,778 13 2	2,778 13 2	3,000 0 0
<b>No. VI.—SECRETARY FOR LANDS.</b>				
<b>COMMISSION TO LAND AGENTS, Appraisers, and others; and for Advertising for the Public Service generally, further sum for 1862</b>				
Do. do. do. for 1863	4 18 0			
	87 15 9			
		92 13 9	92 13 9	.....
<b>GOLD FIELDS.</b>				
Contingencies, 1861, further sum	100 14 4			
Do. 1862, do.	89 5 2			
Salaries, 1862, further sum	1 7 6			
Do. 1863, do.	338 0 2			
		529 7 2	529 7 2	.....
<b>No. VII.—SECRETARY FOR PUBLIC WORKS.</b>				
<b>ELECTRIC TELEGRAPHS.</b>				
Working Expenses, 1862, further sum	20 1 8			
Contingencies, 1862, ditto	3 8 3			
Ditto, 1863, ditto	2 6 4			
		25 16 3	25 16 3	.....
<b>WORKS AND BUILDINGS.</b>				
Commissioner's Quarters, Burrangong, further sum	45 15 6			
Employment of Prisoners, Bathurst Gaol, fur- ther sum	1 17 0			
		47 12 6	47 12 6	.....
Carried forward	£ .....	6,593 5 0	3,546 5 10	3,046 19 2

## 2 SUPPLEMENTARY ESTIMATES FOR 1865 AND PREVIOUS YEARS.

No. VII.—SECRETARY FOR PUBLIC WORKS— <i>continued.</i>	TO BE VOTED.		PAID TO 30 SEPTEMBER, 1865.	UNPAID ON 30 SEPTEMBER, 1865.
	AMOUNT.	TOTAL.		
Brought forward ... £	.....	6,593 5 0	3,546 5 10	3,046 19 2
<b>UNCLASSIFIED EXPENDITURE.</b>				
To cover PAYMENTS made on account of SERVICES of 1863 AND PREVIOUS YEARS after the Balances of Appropriations available for such were written off in the books of the Treasury, under the authority of the Executive Council's Minute of 2nd August, 1864, further sum, as per Schedule annexed ...	.....	12,148 0 6	12,148 0 6	.....
TOTAL for 1863 and Previous Years' Services...	.....	18,741 5 6	15,694 6 4	3,046 19 2
<b>Services of 1864.</b>				
<b>No. III.—CHIEF SECRETARY.</b>				
<b>BATHURST GAOL.</b>				
Contingencies, further sum ... ..	.....	13 12 8	13 12 8	.....
<b>WOLLONGONG GAOL.</b>				
Contingencies, further sum ... ..	.....	1 7 0	1 7 0	.....
<b>PENAL ESTABLISHMENT, COCKATOO ISLAND.</b>				
Contingencies, further sum ... ..	.....	500 0 0	.....	500 0 0
<b>LUNATIC ASYLUM, PARRAMATTA.</b>				
Contingencies, further sum ... ..	.....	11 1 6	11 1 6	.....
<b>ROMAN CATHOLIC ORPHAN SCHOOL.</b>				
Contingencies, further sum ... ..	.....	27 2 10	5 10 5	21 12 5
<b>ASYLUMS FOR THE INFIRM AND DESTITUTE.</b>				
Further sum ... ..	.....	93 2 7	50 14 5	42 8 2
<b>CHARITABLE ALLOWANCES.</b>				
In aid of the Hospital, Queanbeyan, on condition of an equal amount being raised by private contributions... ..	.....	58 7 11	.....	58 7 11
<b>MISCELLANEOUS.</b>				
For defraying the expenses of the Returning Officers of the several Electoral Districts, further sum ... ..	.....	218 3 4	218 3 4	.....
<b>No. V.—SECRETARY FOR FINANCE AND TRADE.</b>				
<b>STORES AND STATIONERY.</b>				
Conveyance of Stores, further sum ... ..	.....	40 9 10	40 9 10	.....
<b>MISCELLANEOUS.</b>				
Postage for the various Public Departments, further sum ... ..	2 4 10			
Interest on overdrawn Account with the Oriental Bank Corporation, London, to 31st December, 1864, further sum ... ..	3,049 13 8			
		3,051 18 6	3,051 18 6	.....
<b>No. VI.—SECRETARY FOR LANDS.</b>				
<b>SURVEY OF LANDS.</b>				
Licensed Surveys, further sum... ..	.....	4,000 0 0	285 19 0	3,714 1 0
Commission to Land Agents, Appraisers, and others, and for advertising for the Public Service generally ... ..	.....	500 0 0	350 7 5	149 12 7
<b>MISCELLANEOUS.</b>				
Compensation to Mr. J. Price, for sheep destroyed under the Scab in Sheep Act ... ..	.....	22 16 0	22 16 0	.....
<b>No. VII.—SECRETARY FOR PUBLIC WORKS.</b>				
<b>RAILWAYS.</b>				
Existing Lines—Working Expenses, further sum ... ..	.....	491 16 2	.....	491 16 2
TOTAL for 1864 Services ... .. £	.....	9,029 18 4	4,052 0 1	4,977 18 3



## SUPPLEMENTARY ESTIMATES FOR 1865 AND PREVIOUS YEARS.

3

	TO BE VOTED.		PAID TO 30 SEPTEMBER, 1865.	UNPAID ON 30 SEPTEMBER, 1865.
	AMOUNT.	TOTAL.		
<b>Services of 1865.</b>				
<b>No. I.—SCHEDULES.</b>				
SUPPLEMENT TO SCHEDULE B.—PENSIONS.				
Mrs. Eliza Milford, Widow of the late Mr. Justice Milford, at the rate of £200 per annum, from 27th May to 31st December ...	119	7 1		
Mrs. Maria Bate Wise, Widow of the late Mr. Justice Wise, at the rate of £200 per annum, from 28th September to 31st December ...	51	2 2		
Mrs. Caroline Chisholm, in consideration of Services rendered to the Colony ...	200	0 0		
		370 9 3	.....	370 9 3
<b>No. III.—CHIEF SECRETARY.</b>				
<b>POLICE.</b>				
To cover the estimated expenditure in excess of the Votes for the Police, during the period the reductions from the establishment of 1864 to that provided for 1865 were in progress ...		5,000 0 0	.....	5,000 0 0
<b>GAOLS.</b>				
<i>Maitland.</i>				
Interpreter, at 5s. per diem ...		7 5 0	7 5 0	.....
<i>Goulburn.</i>				
Allowance to Chief Warder, for House Rent, in lieu of Quarters ...		26 0 0	.....	26 0 0
<i>Braidwood.</i>				
Female Nurse ...		1 5 0	1 5 0	.....
<i>Wagga Wagga.</i>				
Provisions, Medical Comforts, Medicines, Fuel, Light, and Incidental Expenses, further sum ...		100 0 0	49 13 4	50 6 8
<i>Port Macquarie.</i>				
Gaoler, at £150, from 6th September ...	47	16 8		
Matron, at £20 do. ...	6	8 0		
Visiting Surgeon, at £150, from 1st September ...	50	0 0		
Chief Warder, at 6s. 9d. per diem ...	37	9 3		
Warders (8), at 6s. 6d. per diem each ...	288	12 0		
Provisions, Medical Comforts, Medicines, Fuel, Light and Water, and Incidental Expenses, for 4 months, say ...	450	0 0		
		880 5 11	.....	880 5 11
<b>GAOLS GENERALLY.</b>				
Extra Warders, further sum ...		800 0 0	300 16 0	499 4 0
<b>LUNATIC ASYLUM, TARBAN.</b>				
Draught Horses (2) ...		65 0 0	65 0 0	
<b>ROMAN CATHOLIC ORPHAN SCHOOL.</b>				
Laundress ...		25 0 0	16 13 4	8 6 8
Baker, from £44 to £60 per annum ...		16 0 0	.....	16 0 0
<b>GRANTS IN AID OF PUBLIC INSTITUTIONS.</b>				
In aid of the Sydney School of Arts ...	200	0 0		
In aid of the Yass Mechanics' Institute, until a building be erected, on condition of an equal amount being raised by private contributions ...	100	0 0		
		300 0 0	.....	300 0 0
Carried forward ... £		7,591 5 2	440 12 8	7,150 12 6

## 4 SUPPLEMENTARY ESTIMATES FOR 1865 AND PREVIOUS YEARS.

	TO BE VOTED.		PAID TO 30 SEPTEMBER, 1865.	UNPAID ON 30 SEPTEMBER, 1865.
	AMOUNT.	TOTAL.		
<b>No. III.—CHIEF SECRETARY—<i>continued.</i></b>				
Brought forward ... £	.....	7,591 5 2	440 12 8	7,150 12 6
<b>CHARITABLE ALLOWANCES.</b>				
In aid of Hospital, Wagga Wagga, further sum, on condition of an equal amount being raised by private contributions ...	100 0 0			
In aid of the Hospital, Grafton, further sum, on same condition ...	50 0 0			
In aid of the Hospital, Wellington, further sum, on same condition ...	50 0 0			
In aid of the Hospital, Queanbeyan, on same condition ...	100 0 0			
In aid of the Albert Memorial Hospital, Wollongong, on same condition ...	200 0 0			
		500 0 0		500 0 0
<b>MISCELLANEOUS.</b>				
To reimburse the Police Magistrate, Albury, for costs of certain actions brought against him in his magisterial capacity ...	155 0 0			155 0 0
Rewards for the apprehension of Offenders, further sum ...	2,000 0 0		1,235 0 0	765 0 0
Fees for examining lunatics, further sum ...	50 0 0		0 18 6	49 1 6
Compensation to Mr. Edward Morris, for losses sustained through bushrangers, in December, 1864 ...	250 0 0			250 0 0
Compensation to Miss Isabella Mary Kelly, for losses of health and property sustained in consequence of her unjust conviction and imprisonment for perjury, on the 6th and 7th of October, 1859 (Resolution of Assembly)	1,000 0 0			1,000 0 0
Difference between the pension of 3s. per diem granted from the Consolidated Revenue Fund to James Graves, late Sergeant in the Gold Guard, and that of 6s. per diem, which should have been granted to him from the Police Superannuation Fund—from 1st May, 1852, to 31st December, 1865 ...	748 19 0			748 19 0
Contribution towards the Leichhardt Search Fund, being an amount equal to that raised by the New South Wales Committee ...	220 11 9			220 11 9
		4,424 10 9		
<b>No. IV.—ADMINISTRATION OF JUSTICE.</b>				
<b>LAW OFFICERS OF THE CROWN.</b>				
Incidental Expenses, further sum ...	.....	7 0 7		7 0 7
<b>SUPREME COURT.</b>				
Keeper of Wills, at £50 per annum, from 1st September ...	16 13 4			16 13 4
Clerk to the Fourth Judge, at £245 per annum, from 1st July ...	122 10 0		40 16 8	81 13 4
Tipstaff to ditto, at £120, from 26th June ...	61 13 4		21 13 4	40 0 0
Supernumerary Clerk, during the absence, on sick leave, of the 2nd Clerk in the Equity Office, from 25th April to 24th October, at £150 per annum ...	75 0 0		33 17 5	41 2 7
Assistant Court-Keeper, Darlinghurst—difference between £50 provided for 1864 and rate submitted (£28) in General Estimates, 1865 ...	22 0 0		5 10 0	16 10 0
		297 16 8		
<b>SHERIFF.</b>				
Extra Clerk ...	100 0 0			
Bailiff, Sofala, at £175 per annum, from 1st January to 11th May ...	63 10 9			
Bailiff, Forbes, at £200 per annum, for same period ...	72 11 8			
		236 2 5	186 2 5	50 0 0
Carried forward ... £	.....	13,056 15 7	1,964 11 0	11,092 4 7

SUPPLEMENTARY ESTIMATES FOR 1865 AND PREVIOUS YEARS.

	TO BE VOTED.		PAID TO 30 SEPTEMBER, 1865.	UNPAID ON 30 SEPTEMBER, 1865.
	AMOUNT.	TOTAL.		
<b>No. IV.—ADMINISTRATION OF JUSTICE—</b>				
<i>continued.</i>				
Brought forward ... £	.....	13,056 15 7	1,964 11 0	11,092 4 7
<b>DISTRICT COURTS.</b>				
Bailiff, Muswellbrook, at £50 per annum, from 1st January to 31st May ... ..	20 16 8			
Bailiff, Armidale, at £40, from 1st January to 17th May ... ..	15 3 2			
Bailiff, Tamworth, at £35, from 1st January to 22nd May ... ..	13 14 8			
		49 14 6	49 14 6	.....
<b>QUARTER SESSIONS.</b>				
Allowance to Witnesses and Jurors, further sum ... ..	.....	1,800 0 0	300 0 0	1,500 0 0
<b>CORONERS.</b>				
Stationery and Postage in Country Districts ... ..	.....	50 0 0	.....	50 0 0
<b>MISCELLANEOUS.</b>				
Compensation for loss of office, to W. W. Billyard, Esq., late Crown Solicitor, on a re-arrangement of the Law Officers' Department in 1859 ... ..	938 19 5			
Law Expenses—The Queen <i>ats.</i> Birmingham ... ..	292 19 4			
		1,231 18 9	292 19 4	938 19 5
<b>No. V.—TREASURER AND SECRETARY FOR FINANCE AND TRADE.</b>				
<b>TREASURY.</b>				
Chief Clerk, Revenue Branch, from £400 to £500, from 1st August to 31st December, in lieu of £100, formerly paid from the Church and School Estates Fund ... ..	*41 13 4			
Chief Messenger, from £132 to £150 ... ..	18 0 0			
		59 13 4	.....	59 13 4
<b>STAMP DUTIES.</b>				
Commissioner, at £500 per annum, from 23rd June ... ..	261 2 0			
Chief Clerk, at £400, from 1st May ... ..	233 6 8			
Accountant, at £250, from 19th June ... ..	133 6 8			
Entry Clerk, at £200, from do. ... ..	106 13 4			
Foreman of Stampers, at £200, from 1st July..	100 0 0			
Stamper, at £150, from 12th July ... ..	70 11 3			
Messenger, at £100, from 19th June ... ..	53 6 8			
Officekeeper, at £25, from 1st July ... ..	12 10 0			
	970 16 7			
Lithographic Materials, Presses, Steel Dies, Printing, Gumming, and Incidental Expenses	1,000 0 0			
		1,970 16 7	1,125 1 4	845 15 3
<b>CUSTOMS.</b>				
Acting Customs Officer, Port Stephens, at £52 per annum, from 1st July ... ..	.....	26 0 0	.....	26 0 0
<b>STORES AND STATIONERY.</b>				
Rifles, Revolvers, &c., to be procured from England ... ..	.....	305 0 0	.....	305 0 0
<b>PRINTING, BOOKBINDING, AND POSTAGE STAMPS, &amp;c.</b>				
Assistant Reader (Omitted to be included in General Estimates) ... ..	80 0 0			
Compositor { Inadvertently placed upon } Printers' Joiner { the General Estimates at } { reduced rates                    }	20 0 0 10 0 0			
Extra Hands and Overtime, further sum ... ..	500 0 0			
		610 0 0	73 6 8	536 13 4
Carried forward ... £	.....	19,159 18 9	3,805 12 10	15,354 5 11

\* To be paid to the Consolidated Revenue Fund from the Clergy and School Lands Revenue.

## SUPPLEMENTARY ESTIMATES FOR 1865 AND PREVIOUS YEARS.

	TO BE VOTED.		PAID TO 30 SEPTEMBER, 1865.	UNPAID ON 30 SEPTEMBER, 1865.
	AMOUNT.	TOTAL.		
<b>No. V.—TREASURER AND SECRETARY FOR FINANCE AND TRADE—continued.</b>				
Brought forward ... £	.....	19,159 18 9	3,805 12 10	15,354 5 11
<b>GUNPOWDER MAGAZINE, SPECTACLE ISLAND.</b>				
Estimated cost of maintenance, from 1st October to 31st December ... ..	140 0 0			
Estimated cost of removing Gunpowder from Goat Island ... ..	47 10 0			
		187 10 0		187 10 0
<b>SHIPPING MASTERS.</b>				
Incidental Expenses ... ..	.....	5 0 0	1 0 0	4 0 0
<b>HARBOURS, LIGHT HOUSES, AND PILOT DEPART- MENT.</b>				
Fees to Non-Official Members of the Steam Navigation Board, further sum ... ..	25 0 0			
Fees to Pilots under the Competitive Pilotage System, further sum ... ..	200 0 0			
		225 0 0		225 0 0
<b>MISCELLANEOUS.</b>				
To indemnify the Owners of Gold and Bank Notes, for losses sustained by the robbery of the Gold Escort in June, 1862 ... ..	13,490 1 3			
Less—Proceeds of Gold recovered and divided rateably amongst the Owners ... ..	5,335 19 11			
		8,154 1 4		8,154 1 4
Interest on Public Accounts overdrawn at the Banks where such are kept, and Exchange on Remittances, further sum ... ..	.....	14,000 0 0	1,718 10 0	12,281 10 0
Duty Stamps for the Public Service generally..	.....	300 0 0	17 13 10	282 6 2
<b>No. VI.—SECRETARY FOR LANDS.</b>				
<b>SURVEY OF LANDS.</b>				
Preparation of Plans shewing the Alignment of Streets ... ..	200 0 0		14 2 0	185 18 0
Engrossing and Registering Deeds ... ..	150 0 0			150 0 0
Extra Clerical Assistance ... ..	35 14 0			35 14 0
		385 14 0		
<b>OCCUPATION OF LANDS.</b>				
Clerk, at £300 per annum, from 1st July ...	150 0 0			150 0 0
Two Extra Clerks, for the preparation of Par- liamentary Returns, at 7s. 6d. each per diem	169 12 0		79 17 6	89 14 6
Appraisement of Runs ... ..	12,000 0 0		100 0 0	11,900 0 0
Contingent Expenses in connection with the Appraisement of Runs ... ..	600 0 0			600 0 0
		12,919 12 0		
<b>MINOR ROADS.</b>				
Fencing road from Sutton Forest to the old Argyle Road, where it passes through enclosed lands ... ..	42 12 10			42 12 10
Fencing road from Illawarra Road to the new Canterbury Road, where it passes through enclosed lands ... ..	10 0 0			10 0 0
Fencing road from Raymond Terrace towards Seaham and Clarence Town, where it passes through enclosed lands ... ..	236 4 0			236 4 0
Bridge over the Lachlan at or near Booligal ...	500 0 0			500 0 0
Bridge over Gol Gol Creek ... ..	250 0 0			250 0 0
Repair and formation of road from Nowra to Terrara ... ..	269 0 0			269 0 0
Rent of the Windsor Ferry for the half-year ending 30th June, 1865, to be refunded to the Trustees ... ..	172 10 0			172 10 0
Carried forward ... .. £	1,480 6 10	55,336 16 1	5,736 16 2	51,080 6 9

## SUPPLEMENTARY ESTIMATES FOR 1865 AND PREVIOUS YEARS.

7

	TO BE VOTED.		PAID TO 30 SEPTEMBER, 1865.	UNPAID ON 30 SEPTEMBER, 1865.
	AMOUNT.	TOTAL.		
<b>No. VI.—SECRETARY FOR LANDS—</b>				
<i>continued.</i>				
Brought forward	£ 1,480 6 10	55,336 16 1	5,736 16 2	51,080 6 9
<b>MINOR ROADS—continued.</b>				
Rent of the Toll-bar on the Mudbank and Cook's River Road, from 1st July to 31st December, 1864, to be refunded to the Trustees	202 10 0		101 5 0	101 5 0
For the formation of Streets through Crown Lands, Sydney, further sum	2,000 0 0			2,000 0 0
		3,682 16 10		
<b>MISCELLANEOUS.</b>				
Erection of new Pounds	175 2 6			
Compensation to Messrs. Glass and Corrigan, for 240 sheep over 6 months old, at 4s. a head, and 5 lambs at 2s. a head, destroyed under the Scab Act of 1861	48 10 0			
Law Expenses incurred by the Trustees of the road from Raymond Terrace to Hexham, in defending action brought against them by a Contractor	60 17 3			
Compensation to John Cummins, for issue to him of an erroneous Title to Land	60 0 0			
New Fence for Burial Ground at Tarban Creek Asylum	50 0 0			
Fencing Cemetery at Taree and Walloo Walloo	47 0 0			
Compensation to Mrs. Elizabeth Castle, for damages sustained owing to the improper issue of a Grant from the Crown, of land on the Hunter, and afterwards purchased by her late husband (Resolution of Assembly)	300 0 0			
		741 9 9		741 9 9
<b>No. VII.—SECRETARY FOR PUBLIC WORKS.</b>				
<b>RAILWAYS.</b>				
General Establishment.				
2 Clerks, from £180 to £200		40 0 0		40 0 0
<b>HARBOURS AND RIVERS.</b>				
Resident Engineer, Clarence River Works, 3 months, at £550 per annum		137 10 0	137 10 0	
<b>COLONIAL ARCHITECT.</b>				
Temporary Draftsman, to 31st December, 1865		300 0 0	200 0 0	100 0 0
<b>ROADS AND BRIDGES.</b>				
Chief Clerk, from £300 to £325	25 0 0			
Accountant, from £250 to £275	25 0 0			
Difference between the Salary of Overseer and Superintendent, Southern Road, from the 1st June	35 0 0			
		85 0 0		85 0 0
Foot Bridge over the Page, at Murrurundi, further sum	37 10 0			37 10 0
Deniliquin Bridge, further sum	180 7 3		180 7 3	
		217 17 3		
Carried forward	£	60,541 9 11	6,355 18 5	54,185 11 6

## 8 SUPPLEMENTARY ESTIMATES FOR 1865 AND PREVIOUS YEARS.

	TO BE VOTED.		PAID TO 30 SEPTEMBER, 1865.	UNPAID ON 30 SEPTEMBER, 1865.
	AMOUNT.	TOTAL.		
<b>No. VII.—SECRETARY FOR PUBLIC WORKS—<i>continued.</i></b>				
Brought forward ... £	.....	60,541 9 11	6,355 18 5	54,185 11 6
<b>ELECTRIC TELEGRAPHS.</b>				
For the purchase of Fixtures and Lease of Premises for Temporary Telegraph Office, George-street ...	400 0 0		400 0 0	.....
Rent of Temporary Offices, George-street, Sydney, for 6 months ...	325 0 0		54 3 4	270 16 8
Alterations, &c., to do. ...	550 0 0		.....	550 0 0
Rent of Stables and Store, Sydney, for 6 months	55 0 0		.....	55 0 0
Painting Telegraph Station, Newcastle	45 0 0		44 18 0	0 2 0
Fencing Telegraph Station, Forbes, further sum	25 0 0		.....	25 0 0
Fencing Telegraph Station, Armidale ...	80 0 0		.....	80 0 0
		1,480 0 0		
<b>PUBLIC WORKS AND BUILDINGS.</b>				
Contribution towards the erection of the Offices and New Wing of the Sydney Infirmary and Dispensary, further sum ...	5,000 0 0		.....	5,000 0 0
Additional Wing to the Benevolent Asylum ...	2,500 0 0		.....	2,500 0 0
Additions and Alterations to the Mint	164 0 0		.....	164 0 0
Furniture and Fittings for the Powder Magazine Buildings and Offices, Spectacle Island...	390 0 0		26 8 0	363 12 0
Additions, Powder Magazine, Goat Island ...	825 0 0		200 0 0	625 0 0
Temporary Offices for Money Order Business	600 0 0		.....	600 0 0
To enclose the Burying Ground attached to the Tarban Creek Lunatic Asylum with a stone wall ...	200 0 0		.....	200 0 0
		9,679 0 0		
<b>FITZ ROY DOCK ESTABLISHMENT.</b>				
Accountant and Clerk, from £175 to £200 ...	.....	25 0 0	.....	25 0 0
<b>TOTAL FOR 1865 SERVICES ... £</b>	.....	<b>71,725 9 11</b>	<b>7,081 7 9</b>	<b>64,644 2 2</b>
<b>GRAND TOTAL ... £</b>	.....	<b>99,496 13 9</b>	<b>26,827 14 2</b>	<b>72,668 19 7</b>

The Treasury, New South Wales,  
Sydney, 10th November, 1865.

JAMES THOMSON,  
Accountant.

SAUL SAMUEL,  
Treasurer.

**SCHEDULE TO SUPPLEMENTARY ESTIMATES FOR 1865 AND  
PREVIOUS YEARS.**

*(In explanation of the item "UNCLASSIFIED EXPENDITURE," £12,148.0s. 6d., page 2.)*

STATEMENT of PAYMENTS made from 1st March to 30th September, 1865, on account of Services of 1863 and Previous Years, after the Balances of Appropriations available for such were written off in the Books of the Treasury, under the authority of the Executive Council's Minute of 2nd August, 1864.

Appropriation Ledger Folio.	SERVICE.	AMOUNT.	TOTAL.
	<b>1860.</b>	£ s. d.	£ s. d.
750	Police Services	2 10 0	
495	Rewards for discovery of new Gold Fields	200 0 0	
539	Minor Bridges and Roads	11 0 5	
510	Repairs to Mint Buildings	7 8 10	
			220 14 3
	<b>1861.</b>		
463	Additional Cells, Maitland Gaol	267 17 2	
728	Police Services	7 10 0	
			, 275 7 2
	<b>1862.</b>		
489	Gold Contingent	45 7 3	
	Subordinate Roads—		
355	Metropolitan	1 19 1	
371	Southern	124 19 0	
363	Western	14 10 6	
433	Minor Roads and Bridges	0 7 9	
391	Bridge over the Macquarie River, at Dubbo	1,586 1 1	
390	Bridge at Tenterfield	250 0 0	
407	Gaols, Court Houses, and Lock-ups	833 4 0	
			2,856 8 8
	<b>1863.</b>		
589	Police, Executive—Salaries	61 5 0	
645	Asylums for Infirm and Destitute	1 1 0	
633	Lunatic Asylum, Tarban—Contingencies	3 12 0	
669	Coroners—Contingencies	7 3 0	
405	Post Office—Salaries	24 0 0	
404	Gold Receivers	10 0 0	
417	Fuel and Light	1 4 1	
421	Printing, &c.—Contingencies	7 10 6	
433	Survey of Lands	874 0 7	
448	Botanic Gardens—Lodge	2 10 0	
473	Electric Telegraph—Working Expenses	39 6 6	
471	Fitz Roy Dry Dock—Contingencies	16 17 4	
	Subordinate Roads—		
220	Northern	324 15 3	
225	Western	32 11 6	
231	Southern	78 16 4	
235	Balance of Vote	285 5 4	
242	Minor Bridges and Roads not classified	145 11 2	
247	Streets through Crown Lands, Sydney	65 0 0	
262	Fencing Road from Tomago Punt to Hexham Railway Station	29 0 0	
283	Fitz Roy Bridge, near Goulburn	108 8 8	
335	Bridge over River Apsley, at Walcha	648 18 11	
340	Punt, &c., Ghinney Ghinney Creek	180 0 0	
341	Punt at Kempsey	20 18 4	
334	Abattoir Road	22 3 3	
281	Mudgee Road	25 14 0	
264	Survey of the River Darling	160 15 4	
269	Repairs, &c., Wharfs and Bridges	165 4 7	
273	Wharf, Casino	189 17 0	
285	Repairs to Public Buildings	12 9 10	
292	Gaols and Court Houses, Country Districts	924 14 6	
303	Powder Magazine, Spectacle Island	3,605 5 3	
317	Post Offices in connection with Telegraph Stations	633 6 8	
310	Additions, Lunatic Asylum, Parramatta	2 3 11	
324	Do. Benevolent Asylum, Liverpool	36 0 7	
261	Fencing Kempsey and Frederickstown Cemetery	50 0 0	
			8,795 10 5
	TOTAL	£	12,148 0 6





Finance, 1866.

---

ESTIMATES

OF THE

WAYS AND MEANS

OF THE

GOVERNMENT

OF

NEW SOUTH WALES,

FOR THE YEAR

1866.

---

ORDERED BY THE LEGISLATIVE ASSEMBLY TO BE PRINTED, 29 NOVEMBER, 1865.

---



SYDNEY: THOMAS RICHARDS, GOVERNMENT PRINTER.

1865.

[Price, 2s. 1d.]



---



---

INDEX.

	PAGE.
No. 1.	
No. 1. Authorized Services for the year 1863 and previous years, in account current with Issue of Treasury Bills, under 27 Vic., No. 8 .. .. .	5
A. Statement of Payments on account of Services of 1863 and previous years, from 1st January, 1864, to 30th September, 1865 .. .. .	9
B. Statement of Outstanding Liabilities in the Books of the Treasury, on 30th September, 1865, on account of 1863 and previous years; the Amounts written off, and the Balances still retained as Liabilities .. .. .	16
C. Statement shewing the result of Sales of Treasury Bills issued under 27 Vic., No. 8, from 1st April, 1864, to 30th September, 1865 .. .. .	18
No. 2.	
No. 2. Consolidated Revenue Fund of New South Wales for 1864, shewing the deficit thereon at 30th September, 1865 .. .. .	19
A2. Statement of Balances at the Debit and Credit of the Honorable the Treasurer, on 31st December, 1864 .. .. .	23
a 2. Particulars of "Lodgments" in Bank of New South Wales, on 31st December, 1864..	24
B2. Statement of Payments on account of Services of 1864, from 1st January to 30th September, 1865 .. .. .	25
C2. Statement of Outstanding Liabilities in the Books of the Treasury, on 30th September, 1865, for Services of the year 1864; the Amounts written off, and the Balances still retained as Liabilities .. .. .	34
D2. Statement shewing the amount due from the proceeds of Treasury Bills, for Payments in 1864, on account of 1863 and previous years' Services, in excess of funds available for the purpose .. .. .	42
E2. Statement of Payments on account of Services of 1863 and previous years, from 1st January to 30th September, 1865 .. .. .	43
No. 3.	
No. 3. Account Current of Actual and Estimated Revenue and Estimated Expenditure for 1865 .. .. .	45
A3. Statement of Appropriations for the Service of 1865, estimated not to be required for expenditure .. .. .	49
No. 4.	
No. 4. Account Current of Estimated Revenue and Expenditure for the year 1866 .. .. .	52
A4. Abstract Statement of the Revenue of 1864, the Actual and Estimated Revenue for 1865, the original Estimate for 1865, and the Estimate for 1866 .. .. .	53
Statement of the Particulars of the Public Debt of the Colony, on 31st October, 1865	57
Statement of the Public Revenue of the Colony, from 1850 to 1865, inclusive..	60
No. 5.	
No. 5. Account Current of Estimated Revenue and Expenditure for the year 1866, including proposed Additional Taxation .. .. .	61
A5. Abstract Statement shewing the Revenue of 1864, the Actual and Estimated Revenue for 1865, the Original Estimate for 1865, and the Estimate for 1866, including proposed Additional Taxation .. .. .	63

---



No. 1.

---

ACCOUNT

OF THE

ISSUE OF TREASURY BILLS,

UNDER AUTHORITY OF 27 VIC., No. 8,

IN PAYMENT OF

AUTHORIZED SERVICES,

FOR 1863 AND PREVIOUS YEARS.

---

AUTHORIZED SERVICES for the Year 1863, and previous Years, in Account

Dr.

NO.	1865.		£	s.	d.	£	s.	d.
1	Sept. 30...	To OVERDRAFT ON THE CONSOLIDATED REVENUE FUND, on 31st December, 1863, as per Cash Book.....	67,014	11	6			
	"	... <i>Less</i> —Amount recovered in 1864 from the Government of New Zealand, on account of Advances from the Consolidated Revenue Fund in 1863 .....	4,050	0	0			
			62,964	11	6			
2	"	... „ AMOUNT OF PAYMENTS on account of SERVICES OF 1863 AND PREVIOUS YEARS, from 1 January, 1864, to date, as per Statement marked A, page 9 .....	304,937	1	0			
						367,901	12	6
3	"	... „ AMOUNT OF OUTSTANDING LIABILITIES at this date, in respect of Services of 1863 and previous years, as per Statement marked B, page 16 .....	46,722	18	1			
		... <i>Less</i> —Amount of Balances authorized by the Executive Council to be written off, as per same Statement.....	22,788	18	0			
						23,934	0	1
4	"	... „ AMOUNT OF SUPPLEMENTARY ESTIMATE for 1863 and previous years, page 2 .....	18,741	5	6			
		... <i>Less</i> —Amount paid on account to 30th September, 1865, and included in expenditure detailed in Statement marked A 2 page 9.....	15,694	6	4			
						3,046	19	2
5	"	... „ AMOUNT OF BALANCES on Appropriations for the following Services written off under the authority of the Executive Council's Minute of 2nd August, 1864, required for expenditure during the present year, viz. :—						
		... Bridge at Dubbo (vote of 1862) .....	3,882	16	3			
		... Bridge at Walcha (vote of 1863) .....	851	1	1			
						4,733	17	4
		NOTE.—By Executive Council Minute of 2nd August, 1864, Outstanding Liabilities to the extent of £209,757 12s. 11d. were written off as not required, subject, however, to the payment of such duly authorized claims as might subsequently be preferred from time to time, and which claims, to 30th September, 1865, amount to £37,873 3s. 9d.						
TOTAL ... ..			£	399,616	9	1		

The Treasury, New South Wales,  
Sydney, 10th November, 1865.

JAMES THOMSON,  
Accountant.

1.

Current with ISSUE of TREASURY BILLS under authority of 27 Vic., No. 8.

Cr.

NO.			£ s. d.	£ s. d.
	1865.			
1	Sept. 30...	By PROCEEDS of TREASURY BILLS issued under authority of the Act 27 Vic., No. 8, from 8th April, 1864, to date, as per Statement marked C, page 18 .....	298,849 14 5	
		„ AMOUNT advanced upon Treasury Bills placed in the hands of the Bank of New South Wales for negotiation in London, as per same Statement .....	100,000 0 0	
			<hr/>	398,849 14 5
2	„ ...	„ AMOUNT yet to be raised by the Sale of Treasury Bills .....	.....	766 14 8
<b>TOTAL</b> ... ..			£	399,616 9 1

SAUL SAMUEL,  
Treasurer.





**A.**

STATEMENT of PAYMENTS on account of Services of 1863 and Previous Years, from 1st January, 1864, to 30th September, 1865.

SERVICE.	AMOUNT.	TOTAL.
<b>1859 and Previous Years.</b>		
	£ s. d.	£ s. d.
Schedule A, Part 3 ... ..	1,261 7 9	
Steam Postal Communication with Great Britain, <i>viâ</i> Suez ...	1,818 4 3	
Subordinate Roads ... ..	55 10 0	
Road, Upper Dawson and Fitz Roy Rivers ... ..	55 0 0	
		3,190 2 0
<b>1860.</b>		
Coroners—Contingencies ... ..	1 1 0	
Minor Bridges and Roads not classified ... ..	84 14 8	
Bridge over Bell River, at Molong ... ..	500 0 0	
Surveys of unproclaimed portions of Main Roads ... ..	277 1 9	
Subordinate Roads ... ..	156 4 8	
Repairs, &c., to Public Buildings ... ..	17 13 0	
Postage ... ..	0 1 0	
Police Contingencies... ..	2 10 0	
Rewards for the discovery of new Gold Fields ... ..	200 0 0	
Repairs to Mint Buildings ... ..	7 3 10	
		1,246 9 11
<b>1861.</b>		
Additional Cells, Maitland Gaol ... ..	567 8 8	
Denominational Schools ... ..	4,818 11 5	
Coroners—Contingencies ... ..	2 1 0	
Court Houses, &c., Country Districts ... ..	2,239 7 11	
Subordinate Roads ... ..	62 0 1	
Bridge at Baw Baw ... ..	157 14 2	
Fencing Road, Raymond Terrace to Clarence Town ... ..	279 4 3	
Track, Clyde River to Araluen ... ..	15 12 0	
Police Services ... ..	19 10 0	
Road, Richmond to the Bridge ... ..	13 15 0	
Minor Bridges and Roads not classified ... ..	408 8 8	
Gold Fields—Contingencies ... ..	2 12 0	
Casual Repairs to Public Buildings ... ..	4 2 0	
		8,590 7 2
<b>1862.</b>		
Schedule C.—Roman Catholic Church ... ..	10 0 0	
Parliamentary Library ... ..	130 19 5	
Volunteers—Contingencies, Clothing, &c. ... ..	41 7 6	
Police Services ... ..	296 12 6	
Lunatic Asylum, Tarban—Contingencies ... ..	0 14 0	
Vaccine—Contingencies ... ..	5 16 8	
Observatory—Salaries ... ..	62 10 0	
National Schools ... ..	111 14 0	
Denominational Schools ... ..	5,563 19 4	
Tamworth School of Arts ... ..	79 6 0	
Hospital, Newcastle ... ..	1,000 0 0	
Benevolent Society, Singleton and Patrick's Plains ... ..	50 0 0	
Coroners—Contingencies ... ..	11 10 9	
Post Office—Salaries ... ..	69 9 0	
Steam Postal Communication <i>viâ</i> Suez ... ..	2,869 0 1	
Stores and Stationery ... ..	2 0 0	
Light-house, Gabo Island ... ..	2 16 9	
Light-house, Wilson's Promontory... ..	43 3 3	
Commission on Land Sales, &c. ... ..	32 9 0	
Immigration—Contingencies ... ..	2 7 0	
Gold Fields—Contingencies ... ..	3 0 0	
Subordinate Roads—		
Northern ... ..	213 8 8	
Western ... ..	547 12 8	
Southern ... ..	1,184 8 2	
Carried forward ... ..	£ 12,334 4 9	
Carried forward ... ..		£ 13,026 19 1

## STATEMENT—continued.

SERVICE.	AMOUNT.	TOTAL.
	£ s. d.	£ s. d.
<b>1862.</b>		
Brought forward ... ..	.....	13,026 19 1
Brought forward ... ..	12,334 4 9	
Minor Bridges and Roads not classified ... ..	35 5 3	
Subordinate Roads—Vote of £24,000 ... ..	351 10 11	
Fencing Road, Goulburn to Wheeo ... ..	3 13 6	
Fencing Road through Flett's property, at Taree ... ..	130 9 6	
Purchase of Land for General Cemetery, Haslem's Creek ... ..	162 11 7	
Telegraphs—Working Expenses ... ..	20 1 8	
Patents—Lithographing ... ..	8 18 0	
Repairs, Painting, &c., to Wharfs, Bridges, &c. ... ..	396 17 4	
Pilot Station, Moruya ... ..	170 0 0	
Roads—Construction and Maintenance—		
Main Western Road ... ..	2,596 6 6	
Mudgee Road ... ..	538 0 6	
Tolls and Ferries ... ..	559 14 3	
Bridge over the Paterson, at Clark's Crossing ... ..	30 1 0	
Bridge over the Billybong ... ..	496 14 0	
Bridge at Moulamein ... ..	335 4 6	
Alterations, Additions, and Repairs to Public Buildings generally ... ..	16 8 6	
Bridge over Upper Tumut ... ..	600 0 0	
Court Houses, Lock-ups, and Gaols in the Country Districts ... ..	2,405 15 0	
Additions, &c., to Lunatic Asylum, Parramatta ... ..	20 15 1	
Expenses under the "Cattle Disease Prevention Act of 1861" ... ..	2 11 0	
Long Bay Road ... ..	10 8 6	
Bridge over the Macquarie, at Dubbo ... ..	3,109 4 5	
Glebe Island Road ... ..	87 0 3	
District Courts—Salaries ... ..	18 0 0	
Bridge at Tenterfield ... ..	500 0 0	
Medical Attendance and Medicines supplied to Paupers at Lambing Flat ... ..	83 2 0	
		25,022 18 0
<b>1863.</b>		
Schedule B. ... ..	773 7 0	
Schedule B—Supplement ... ..	230 10 8	
Schedule C—		
Church of England ... ..	1,599 6 7	
Roman Catholic Church... ..	923 6 8	
His Excellency the Governor—Contingencies ... ..	50 14 3	
Legislative Council—Contingencies ... ..	0 5 0	
Legislative Council and Assembly—Contingencies ... ..	84 18 11	
Parliamentary Library—Contingencies ... ..	25 12 0	
Military Allowance ... ..	1,859 15 0	
Volunteers ... ..	516 4 10	
Police Services ... ..	23,531 9 10	
Gaol, Sydney—Contingencies ... ..	867 4 10	
Hulk "Harmony" ... ..	97 10 0	
Gaol, Parramatta—Contingencies ... ..	186 6 4	
Gaol, Bathurst—		
Salaries ... ..	299 0 3	
Contingencies ... ..	144 13 6	
Gaol, Maitland—Contingencies ... ..	151 19 3	
Gaol, Goulburn—		
Salaries ... ..	161 4 3	
Contingencies ... ..	68 3 8	
Gaol, Albury—		
Salaries ... ..	51 19 4	
Contingencies ... ..	236 8 5	
Gaol, Braidwood—		
Salaries ... ..	72 4 7	
Contingencies ... ..	41 17 10	
Carried forward ... ..	£ 31,974 3 0	
Carried forward ... ..	£	38,049 17 1

STATEMENT—continued.

SERVICE.	AMOUNT.	TOTAL.
1863.	£ s. d.	£ s. d.
Brought forward ... ..	.....	38,049 17 1
Brought forward ... ..	31,974 3 0	
Gaol, Mudgee—		
Salaries ... ..	56 3 10	
Contingencies ... ..	131 1 3	
Gaol, Grafton—		
Salaries ... ..	35 3 0	
Contingencies ... ..	70 1 3	
Gaol, Wollongong—		
Salaries ... ..	31 16 4	
Contingencies ... ..	101 18 3	
Gaol, Armidale—		
Salaries ... ..	31 16 4	
Contingencies ... ..	45 17 0	
Gaol, Wagga Wagga—		
Salaries ... ..	41 17 10	
Contingencies ... ..	34 4 3	
Gaol, Eden—		
Salaries ... ..	31 16 4	
Contingencies ... ..	29 1 0	
Gaol, Yass—		
Salaries ... ..	49 16 10	
Contingencies ... ..	43 4 6	
Gaol, Deniliquin—		
Salaries ... ..	30 4 6	
Contingencies ... ..	0 16 8	
Gaol, Gundagai—Salaries	29 18 0	
Gaol, Tamworth—Salaries	20 3 0	
Gaol, Orange—Salaries	20 3 0	
Gaol, Tenterfield—Contingencies	3 17 9	
Gaols, Country Districts—Salaries	95 3 1	
Penal Establishment—Contingencies	9 6 2	
Allowance to Medical Board, Lunatic Asylums	59 0 0	
Lunatic Asylum, Tarban—Contingencies	35 10 0	
Vaccine Institution—		
Salaries ... ..	1,480 5 1	
Contingencies ... ..	14 14 0	
Auditor General—Contingencies	1 0 0	
Registrar General—		
Salaries ... ..	50 0 0	
Contingencies ... ..	833 7 2	
Observatory—		
Salaries ... ..	520 18 10	
Contingencies ... ..	120 14 11	
Colonial Agent—		
Salaries ... ..	250 0 0	
Contingencies ... ..	75 0 0	
National Schools	33 19 2	
Denominational Schools	5,128 13 4	
Roman Catholic Orphan School—		
Salaries ... ..	178 5 8	
Contingencies ... ..	1,509 9 6	
Asylums for the Infirm and Destitute	1,277 0 3	
To supplement the present Annual Endowment of £1,000 to the		
Australian Museum	100 0 0	
In aid of the Yass Mechanics' Institute	57 5 6	
In aid of the Bathurst School of Arts	62 10 0	
In aid of the Acclimatization Society of New South Wales	178 8 0	
For the support of Women and Children in the Benevolent		
Asylum, Sydney	907 0 0	
For the support of Paupers in the Colonial Hospitals	1,429 3 4	
In support of the Benevolent Society, Sydney	4,282 6 6	
Carried forward ... ..	£ 51,502 4 5	
Carried forward ... ..	£	38,049 17 1

## STATEMENT—continued.

SERVICE.	AMOUNT.			TOTAL.		
	£	s.	d.	£	s.	d.
1863.						
Brought forward ... ..				38,049	17	1
Brought forward... ..	51,502	4	5			
For the support of Infants removed from the Benevolent Asylum, Sydney, to the Asylum for Destitute Children, at Randwick ... ..	168	10	4			
In aid of the Asylum for Destitute Children, at Randwick ... ..	508	15	0			
In aid of Hospitals—						
Windsor ... ..	50	0	0			
Newcastle... ..	190	9	0			
Wagga Wagga ... ..	200	0	0			
Port Macquarie ... ..	26	17	9			
Yass ... ..	98	2	6			
Armidale and New England ... ..	86	1	11			
Sofala ... ..	107	17	0			
Kiandra ... ..	109	2	0			
Deniliquin ... ..	200	0	0			
Carcoar... ..	200	0	0			
Maitland ... ..	30	18	0			
Port Stephens ... ..	10	0	0			
Parramatta ... ..	90	1	4			
Bathurst ... ..	84	11	11			
Goulburn... ..	70	15	6			
Mudgee ... ..	100	0	0			
Wellington ... ..	100	0	0			
Young ... ..	300	0	0			
In aid of the erection of Hospitals—						
Wagga Wagga ... ..	550	0	0			
Grafton ... ..	200	0	0			
In aid of the Benevolent Society, Singleton and Patrick's Plains ... ..	200	0	0			
In aid of the Benevolent Society, Tamworth ... ..	150	0	0			
In aid of the Penrith Hospital and Benevolent Society ... ..	118	19	6			
Municipal Council, Sydney, in aid of the City Funds ... ..	5,000	0	0			
Election Expenses ... ..	3	0	0			
Expenses attending the preparation of the Electoral Lists ... ..	56	3	6			
St. Paul's College Endowment, 18 Vict., No. 37 ... ..	41	13	4			
St. John's College Endowment, 18 Vict., No. 37... ..	41	13	4			
Law Officers of the Crown—						
Salaries ... ..	52	16	8			
Contingencies ... ..	58	5	0			
Supreme and Circuit Courts—Contingencies ... ..	71	15	6			
Sheriff—Contingencies ... ..	21	17	4			
District Courts—						
Salaries ... ..	585	16	8			
Contingencies ... ..	132	6	10			
Quarter Sessions—Contingencies ... ..	2	17	2			
Coroners—						
Salaries ... ..	45	6	8			
Contingencies ... ..	800	2	1			
Treasury—Contingencies ... ..	1	11	0			
Customs—						
Salaries ... ..	12	0	0			
Contingencies ... ..	15	0	6			
Sydney Branch of the Royal Mint—Contingencies ... ..	402	0	0			
Gold Receivers—Salaries ... ..	131	5	0			
Post Office—						
Salaries ... ..	2,259	13	3			
Contingencies ... ..	257	16	5			
Conveyance of Mails ... ..	15,888	5	1			
Steam Postal Communication with Great Britain <i>via</i> Suez ... ..	18,043	9	5			
Money Order Department—						
Salaries ... ..	75	0	0			
Contingencies ... ..	97	19	5			
Carried forward ... ..	£ 99,551	0	4			
Carried forward ... ..				£ 38,049	17	1

## STATEMENT—continued.

SERVICE.	AMOUNT.	TOTAL.
1863.	£ s. d.	£ s. d.
Brought forward ... ..		38,049 17 1
Brought forward... ..	99,551 0 4	
Stores and Stationery, and Conveyance of Stores... ..	3,132 16 9	
Fuel and Light ... ..	9 3 11	
Government Printer—Wages and Contingencies... ..	334 1 9	
Postage Stamps—Salaries and Contingencies ... ..	283 8 3	
Health Officers—Salaries ... ..	183 6 8	
Steam Navigation and Pilot Boards—		
Salaries ... ..	49 7 0	
Contingencies ... ..	2 0 0	
Library ... ..	2 1 0	
Light Houses—Salaries ... ..	503 5 4	
Light Houses, &c.—Contingencies ... ..	231 10 8	
Light House, Gabo Island ... ..	435 19 3	
Do. Wilson's Promontory ... ..	584 12 1	
Postage of Public Departments ... ..	432 5 1	
For the transmission of Telegraphic Messages ... ..	247 16 7	
Unforeseen Expenses ... ..	110 0 0	
Expense of carrying on the Coast Surveys ... ..	550 18 3	
Department of Lands—		
Salaries ... ..	0 10 0	
Contingencies ... ..	158 4 4	
Survey of Lands ... ..	11,213 8 9	
Commission to Land Agents and others, and for Advertising ... ..	2,828 14 1	
Occupation of Lands—		
Salaries ... ..	6 13 4	
Contingencies ... ..	446 18 1	
Immigration Department—		
Salaries ... ..	14 11 8	
Contingencies ... ..	139 7 1	
Gold Fields—		
Salaries ... ..	1,856 9 8	
Contingencies ... ..	933 8 1	
Management of Alpacas—		
Salaries ... ..	157 10 0	
Contingencies ... ..	93 8 7	
Coal Fields—		
Salaries ... ..	158 6 8	
Contingencies ... ..	77 6 2	
Botanic Gardens—		
Contingencies ... ..	70 17 0	
Lodge ... ..	300 0 0	
Domains and Hyde Park—Contingencies ... ..	231 3 10	
Improvement of Hyde Park ... ..	195 19 11	
Subordinate Roads—		
Metropolitan ... ..	380 12 5	
Northern ... ..	6,362 6 4	
Southern ... ..	5,806 18 6	
Western ... ..	2,640 18 2	
Balance of Vote of 1863... ..	385 5 4	
Minor Bridges and Roads not classified ... ..	4,096 4 9	
Alignment Posts for Towns ... ..	102 13 6	
Aborigines ... ..	136 17 0	
Department of Public Works—Contingencies ... ..	162 10 0	
Railways :—		
General Establishment—Salaries ... ..	25 0 0	
Do. Contingencies ... ..	2 10 0	
Working Expenses—Existing Lines ... ..	26,010 11 3	
Carried forward ... ..	£ 171,688 17 5	
Carried forward ... ..	£	38,049 17 1

## STATEMENT—continued.

SERVICE.	AMOUNT.	TOTAL.
	£ s. d.	£ s. d.
1863.		
Brought forward ... ..	.....	38,049 17 1
Brought forward... ..	171,688 17 5	
Harbours and River Navigation :—		
Engineer's Department—Contingencies ... ..	3 5 0	
Steam Dredge "Hunter"—Contingencies ... ..	36 6 6	
Steam Dredge "Hercules"—Contingencies ... ..	156 9 4	
Steam Dredge "Pluto"—Contingencies ... ..	32 16 8	
Steam Cranes, Newcastle—Contingencies ... ..	84 13 11	
Preliminary Harbour Surveys ... ..	36 19 6	
Towards Survey and Improvement of Murrumbidgee and Darling Rivers ... ..	1,518 3 7	
Ordinary Repairs, Alterations, and Additions to Public Buildings generally ... ..	1,458 3 6	
Furniture and Fittings for Public Offices generally ... ..	782 18 9	
Repairs to Military Barracks and Buildings ... ..	53 3 1	
Lighting Lamps, sweeping Chimneys, &c., Victoria Barracks ... ..	13 3 3	
Lighting Government Lamps in Streets of Sydney ... ..	108 18 9	
For providing Materials and Implements for employment of Prisoners ... ..	572 7 5	
Gaols, Court Houses, and Lock-ups, Country Districts ... ..	10,292 15 6	
For Repairs, Lunatic Asylum, Parramatta ... ..	710 13 4	
Roads and Bridges :—		
General Establishment—Contingencies ... ..	88 14 10	
Punt at Kempsey ... ..	395 18 4	
Construction and Maintenance of Roads :—		
Main North Road ... ..	9,598 0 4	
Main South Road ... ..	8,814 9 9	
Main West Road ... ..	761 19 2	
Mudgee Road ... ..	3,416 9 2	
Road from John-street to Railway Bridge, Singleton... ..	700 0 0	
Repairs to, and painting of, Bridges ... ..	1,378 0 0	
Constructing and repairing Toll-bars ... ..	464 18 5	
Electric Telegraphs :—		
Establishment—Contingencies ... ..	342 10 0	
Working Expenses ... ..	8 2 7	
Fitz Roy Dock Establishment—Contingencies ... ..	652 9 9	
Lunatic Asylum, Parramatta—Contingencies ... ..	118 0 0	
Railways—Existing Lines :—		
Salaries ... ..	113 2 10	
Contingencies ... ..	3,314 18 9	
Assisted Immigration ... ..	20,521 14 7	
Establishment, Subordinate Roads ... ..	524 4 4	
Sheep Inspectors ... ..	350 4 0	
Land for Streets at Sofala ... ..	6 17 6	
Wall, Circular Quay... ..	298 3 6	
Gunpowder Magazine, Spectacle Island ... ..	6,284 1 11	
Additions, Government Printing Office ... ..	172 18 6	
Water-closets, &c., Sydney Gaol ... ..	329 3 11	
Expenses under Cattle Disease Prevention Act ... ..	349 0 3	
Fencing Road, Wollongong to Kiama, through Perrott's Land ... ..	60 0 0	
Road, Windsor Ferry ... ..	10 19 8	
Fencing Road, Bathurst to Turon ... ..	92 16 0	
Main West Road to Glebe Island ... ..	657 5 9	
Fencing Road, Mudgee to Wellington ... ..	22 3 4	
Punt at Lismore ... ..	23 0 0	
Subordinate Roads—Balance of Vote ... ..	567 18 0	
Wharf at Gosford ... ..	157 7 0	
New Sheds, Colonial Stores... ..	79 19 4	
New Registry Office, Sydney ... ..	626 12 2	
Bridge at Young ... ..	789 2 0	
Streets through Crown Lands, Sydney ... ..	432 0 0	
Carried forward ... ..	£ 250,073 1 2	
Carried forward ... ..	£	38,049 17 1

## STATEMENT—continued.

SERVICE.	AMOUNT.	TOTAL.
	£ s. d.	£ s. d.
1863.		
Brought forward ... ..		38,049 17 1
Brought forward... ..	250,073 1 2	
Interest on Savings' Bank Deposits ... ..	1,169 17 2	
Compensation to Mrs. Mary Jones... ..	1,000 0 0	
Repairs, &c., to Wharfs, Bridges, &c. ... ..	559 14 6	
Fencing Road, Maitland to Mulbring ... ..	17 10 0	
Bridge over the Lachlan, at Forbes ... ..	5,000 0 0	
Fencing Road, Moruya to Boat Alley ... ..	29 8 0	
Police Stations ... ..	16 8 0	
Drainage, Sydney Gaol ... ..	11 8 8	
Post Office, Murrurundi ... ..	133 6 8	
Do. Orange ... ..	200 0 0	
Compensation for Sheep destroyed ... ..	1,440 9 0	
Refund of Amount paid for enclosing Campbelltown Reservoir ... ..	145 0 0	
Tolls and Ferries ... ..	1,602 1 0	
Fencing Road, Nowra to Burrier ... ..	99 0 0	
Punt at Tuross ... ..	70 0 0	
Benevolent Society, Muswellbrook ... ..	100 0 0	
Repairs to Fitz Roy Bridge, near Goulburn ... ..	672 0 0	
Barrack Accommodation for Commanding Officer ... ..	186 0 0	
Repairs to Abattoir Road ... ..	293 4 0	
Punt, &c., Tom Ugly's Point, George's River ... ..	328 16 3	
Grassing Sand-hills near Sydney ... ..	9 12 10	
Additions and Alterations to Lunatic Asylum, Tarban ... ..	1,020 16 8	
Dam, Liverpool ... ..	355 6 5	
Erection of Post and Telegraph Offices ... ..	683 6 8	
Glebe Island Abattoirs—Contingencies ... ..	14 6 5	
Mechanics' Institute, Branxton ... ..	100 0 0	
Punt at Tabulam ... ..	200 0 0	
Cutting down Clarence-street ... ..	80 0 0	
Swinging Moorings for adjusting Ships' Compasses ... ..	51 14 0	
Fencing Cemetery, Parramatta ... ..	100 0 0	
Punt, &c., Ghinny Ghinny Creek ... ..	200 0 0	
Wharf, Casino ... ..	189 17 0	
Fencing Cemetery at Kempsey and Frederickstown ... ..	50 0 0	
Additions to the Benevolent Asylum, Liverpool ... ..	36 0 7	
Bridge over the Apsley, at Walcha... ..	648 18 11	
		266,887 3 11
TOTAL ... ..	£	304,937 1 0

The Treasury, New South Wales,  
Sydney, 10th November, 1865.

JAMES THOMSON,  
Accountant.

## B.

STATEMENT shewing the Outstanding Liabilities in the Books of the Treasury, on 30th September, 1865, on account of 1863 and Previous Years; the Amounts authorized by the Executive Council to be written off; and the Balances still retained as Liabilities.

Folio in Ledger.	PARTICULARS.	Balances, 30th September, 1865.	Authorized to be Written Off.	Balances retained as Liabilities.
		£ s. d.	£ s. d.	£ s. d.
<b>1859 and Previous Years.</b>				
755	Schedule C—Church of England, Diocese of Sydney, 1859...	32 11 1	32 11 1	.....
756	Schedule A, Part 3 .....	2,290 13 6	2,290 13 6	.....
494	Aborigines, 1858 .....	2 0 0	2 0 0	.....
495	Commission on Land Sales, 1858 .....	0 18 6	0 18 6	.....
496	Do. do. 1859 .....	0 14 8	0 14 8	.....
		2,326 17 9	2,326 17 9	.....
<b>1860.</b>				
749	Volunteers—Salaries .....	1 1 0	1 1 0	.....
511	Postage .....	0 8 7	0 8 7	.....
492	Colonial Storekeeper—Contingencies .....	3 3 10	3 3 10	.....
647	Gold Fields—Contingencies .....	5 18 9	5 18 9	.....
520	Surveys of unproclaimed portions of Main Roads .....	116 7 7	116 7 7	.....
500	Punt for the Clarence River, at Grafton .....	182 5 0	182 5 0	.....
504	Punt at Yates' Flat, Clarence River .....	25 0 0	25 0 0	.....
491	Steam Dredge "Hunter"—Contingencies .....	12 0 0	12 0 0	.....
353	Punt at Lismore .....	7 5 0	7 5 0	.....
354	Roads and Bridges damaged by Floods .....	27 15 2	27 15 2	.....
		381 4 11	381 4 11	.....
<b>1861.</b>				
729	Premium for growth of Flax .....	200 0 0	200 0 0	.....
730	Electoral Lists .....	0 9 0	0 9 0	.....
349	Stables for Patrol Horses, Tambaroora .....	24 0 0	.....	24 0 0
490	Unforeseen Expenses .....	6 0 0	6 0 0	.....
449	Repairs to Public Buildings .....	9 12 0	9 12 0	.....
		240 1 0	216 1 0	24 0 0
<b>1862.</b>				
698	Legislative Council Reading Room .....	92 17 0	.....	92 17 0
715	Police—Contingencies .....	32 6 0	32 6 0	.....
700	Volunteers—Forage for Mounted Rifles, on duty during absence of Mounted Patrol .....	20 17 6	20 17 6	.....
702	Vaccine Institution—Contingencies, Lymph .....	94 3 4	94 3 4	.....
487	Fuel and Light .....	1 2 3	1 2 3	.....
345	Bridge over Ana Branch, River Darling .....	500 0 0	500 0 0	.....
346	Fencing Cemetery at Walcha .....	56 5 0	56 5 0	.....
347	General Cemetery, Haslem's Creek .....	70 5 4	.....	70 5 4
348	Expenses incurred under the "Cattle Disease Prevention Act of 1861" .....	1 10 0	1 10 0	.....
404	Main South Road .....	6 12 8	6 12 8	.....
429	Subordinate Roads—General Vote .....	38 0 0	38 0 0	.....
510	Post Office—Salaries .....	38 15 10	.....	38 15 10
524	Conveyance of Mails .....	142 15 6	.....	142 15 6
520	Railways—Working Expenses .....	100 0 0	100 0 0	.....
405	Casual Repairs to Public Buildings .....	8 16 0	8 16 0	.....
		1,204 6 5	859 12 9	344 13 8
	Carried forward ...	£ 4,152 10 1	3,783 16 5	368 13 8



STATEMENT—continued.

Folio in Ledger.	PARTICULARS.	Balances, 30th September, 1865.	Authorized to be Written Off.	Balances retained as Liabilities.
		£ s. d.	£ s. d.	£ s. d.
	Brought forward ... ..	4,152 10 1	3,783 16 5	368 13 8
	<b>1863.</b>			
573	Schedule C—Roman Catholic Church ... ..	110 15 0	110 15 0	.....
591	Police—Contingencies... ..	435 14 8	430 6 8	5 8 0
635	Registrar General—Contingencies ... ..	1 6 8	1 6 8	.....
638	Observatory—Magnetic Survey ... ..	100 0 0	100 0 0	.....
413	Steam Postal Communication, <i>via</i> Suez ... ..	1,956 10 7	1,956 10 7	.....
464	Stores and Stationery ... ..	1 10 6	1 10 6	.....
426	Harbours, Light Houses, and Pilot Department— Library ... ..	88 16 0	88 16 0	.....
427	Unforeseen Expenses ... ..	7 2 2	7 2 2	.....
429	Erection of Signal Post, Newcastle ... ..	20 0 0	20 0 0	.....
430	Swinging Moorings for adjusting Ships' Compasses...	19 14 5	19 14 5	.....
435	Assisted Immigration from the United Kingdom ...	38,559 18 5	15,000 0 0	23,559 18 5
316	Government Domains and Hyde Park—Contingencies	2 3 8	2 3 8	.....
216	Metropolitan Roads ... ..	30 9 11	30 9 11	.....
258	Fencing the Road from the Raymond Terrace and Clarence Town Road to the Raymond Terrace and Stroud Road ... ..	347 8 0	347 8 0	.....
336	Punt, &c., Tom Ugly's Point, George's River ... ..	1 3 9	1 3 9	.....
591	Harbour Defences ... ..	38 10 1	38 10 1	.....
474	Electric Telegraph—Salaries ... ..	69 6 8	69 6 8	.....
457	Colonial Architect—Contingencies ... ..	1 4 1	1 4 1	.....
447	Botanic Gardens—Contingencies ... ..	2 10 0	2 10 0	.....
442	Gold Fields—Contingencies ... ..	759 4 3	759 4 3	.....
456	Railways—Working Expenses ... ..	4 16 2	4 16 2	.....
676	Employment of Prisoners, Maitland Gaol ... ..	1 17 0	1 17 0	.....
290	Tolls and Ferries ... ..	0 6 0	0 6 0	.....
333	Expenses incurred under the "Cattle Disease Pre- vention Act" ... ..	10 0 0	10 0 0	.....
		42,570 8 0	19,005 1 7	23,565 6 5
	TOTAL ... ..	£ 46,722 18 1	22,788 18 0	23,934 0 1

The Treasury, New South Wales,  
Sydney, 10th November, 1865.

JAMES THOMSON,  
Accountant.

## C.

STATEMENT shewing the result of Sales of Treasury Bills, issued under authority of 27 Vict., No. 8, from 1st April, 1864, to 30th September, 1865.

Amount of Principal.	Date from which Interest is payable.	When Bills fall due.	Rate per cent. at which sold.	Proceeds.	Amount payable in the Colony.	Amount payable in London.	
£ s. d.			£ s. d.	£ s. d.	£ s. d.	£ s. d.	
131,500 0 0	1 April, 1864.	1 January, 1868.	100 0 0	131,500 0 0	111,500 0 0	20,000 0 0	
100 0 0			100 2 0	100 2 0	100 0 0		
70,600 0 0			100 2 6	70,688 5 0	15,500 0 0	55,100 0 0	
500 0 0			100 3 0	500 15 0	500 0 0		
12,500 0 0			100 3 7	12,522 7 11	.....	12,500 0 0	
1,000 0 0			100 3 9	1,001 17 6	1,000 0 0		
800 0 0			100 4 0	801 12 0	800 0 0		
66,700 0 0			100 5 0	66,866 15 0	46,300 0 0	20,400 0 0	
4,000 0 0			100 7 6	4,015 0 0	.....	4,000 0 0	
1,000 0 0			100 8 0	1,004 0 0	.....	1,000 0 0	
9,800 0 0			100 10 0	9,849 0 0	4,400 0 0	5,400 0 0	
298,500 0 0					298,849 14 5	180,100 0 0	118,400 0 0
*100,000 0 0					100 0 0	*100,000 0 0	.....
398,500 0 0			.....	398,849 14 5	180,100 0 0	218,400 0 0	

\* These Bills have only been advanced upon by the Bank of New South Wales, as they were issued for negotiation in England by that Institution.

JAMES THOMSON,  
Accountant.

Treasury, New South Wales,  
Sydney, 10th November, 1865.

No. 2.

---

ACCOUNT

OF THE

CONSOLIDATED REVENUE FUND OF NEW SOUTH WALES,

FOR

1864,

SHEWING THE DEFICIT THEREON AT 30TH SEPTEMBER, 1865.

---

## THE CONSOLIDATED REVENUE FUND OF NEW SOUTH WALES

Dr.

NO.			£	s.	d.	£	s.	d.
	1865.							
1	Sept. 20 ...	To AMOUNT overdrawn on the CONSOLIDATED REVENUE FUND ACCOUNT, at the Bank of New South Wales, on the 31st December, 1864, as per certified Statement marked A2, page 23 .....	258,261	18	9			
2	„ ... „	AMOUNT of PAYMENTS on account of SERVICES of 1864, from 1st January to 30th September, 1865, as per Statement marked B2, page 25 .....	177,491	2	3	435,753	1	0
3	„ ... „	AMOUNT of OUTSTANDING LIABILITIES at this date, for SERVICES of 1864, as per Statement marked C2, page 34... <i>Less</i> —Amount authorized by the Executive Council to be written off, as persame Statement .....	172,741	14	6			
			127,502	3	5	45,239	11	1
4	„ ... „	AMOUNT of SUPPLEMENTARY ESTIMATE for the year 1864, page 2 .....						
		<i>Less</i> —Amount paid on account to 30th September, 1865, and included in expenditure detailed in Statement marked B2, page 25 .....	9,029	18	4			
			4,052	0	1	4,977	18	3
						£ 485,970	10	4

The Treasury, New South Wales,  
Sydney, 10th November, 1865.

JAMES THOMSON,  
Accountant.

2.

of 1864, shewing the DEFICIT thereon at 30th SEPTEMBER, 1865.

..... *Contra*

*Cr.*

NO.	1865.		<i>Contra</i>		<i>Cr.</i>	
			£	s. d.	£	s. d.
1	Sept. 30...	By AMOUNT due from the proceeds of TREASURY BILLS, issued in 1865, in repayment of Advances from the CONSOLIDATED REVENUE FUND, to 31st December, 1864, on account of Services of 1863 and Previous Years, as per Statement marked D2, page 42 .....			65,604	18 1
2	" .. "	AMOUNT refunded from the LOANS' ACCOUNT in 1865, for the following payments temporarily made from the Consolidated Revenue Fund in 1864, viz. :— Reclamation of Woolloomooloo Bay..... Dwarf Wall, &c., Domain .....	2,962	13 10 250 0 0	3,212	13 10
3	" .. "	AMOUNT OF COLLECTIONS in 1864, under the SCAB, IN SHEEP ACT OF 1863 .....	9,630	16 6	9,526	10 6
		Less—Refunds in 1864 .....		104 6 0		
4	" .. "	BALANCE, being Estimated DEFICIENCY IN REVENUE of 1864; at this date, to be provided for out of the proceeds of Debentures authorized to be issued under 29 Vict., No. 4 .....			407,626	7 11
					£ 485,970	10 4

SAUL SAMUEL,  
Treasurer.



## A 2.

STATEMENT OF BALANCES AT THE DEBIT AND CREDIT OF THE HONORABLE THE TREASURER,  
ON THE 31ST DECEMBER, 1864.

BANKS AND ACCOUNTS.	GROSS BALANCES ON 31ST DECEMBER, 1864, IN TREASURY BOOKS.			LESS DRAFTS BY PUBLIC OFFICERS TO 31ST DECEMBER, 1864, PAID BY BANK.			NET BALANCES IN BANKS ON 31ST DECEMBER, 1864.		
	£	s.	d.	£	s.	d.	£	s.	d.
BANK OF NEW SOUTH WALES— GENERAL ACCOUNT— Consolidated Revenue Fund— <i>Overdraft</i>	528,805	3	2				528,805	3	2
<i>Less—</i> Proceeds of Treasury Bills:— Sold ... .. 170,543 4 5 Advanced upon ... 100,000 0 0				270,543	4	5			
				258,261	18	9			
							270,543	4	5
							258,261	18	9
Loans Fund ... ..	111,839	3	2				111,839	3	2
Scab in Sheep Fund ... ..	9,526	10	6				9,526	10	6
Church and School Fund ... ..	19,872	14	4				19,872	14	4
Lodgments ... ..	68,813	10	9				68,813	10	9
Overdraft on Consolidated Revenue... (brought down)	210,051	18	9				210,051	18	9
Overdraft on "General Account" ...	258,261	18	9				258,261	18	9
							48,210	0	0
SUSPENSE FUND ACCOUNT ... ..	19,071	5	9						
SUPERANNUATION FUND ACCOUNT ... ..	1,776	15	10						
							20,848	1	7
Overdraft in Bank of New South Wales, on 31 December, 1864 ... ..							*27,361	18	5
ORIENTAL BANK, LONDON— Loans Fund — <i>Overdraft</i> , 26 October, 1864 ... ..	198,802	19	6				198,802	19	6
BANK OF NEW SOUTH WALES— General Account— <i>Overdraft</i> as above ... ..	48,210	0	0						
							247,012	19	6
							226,164	17	11
ORIENTAL BANK, SYDNEY— Loans Fund ... ..									
AUSTRALIAN JOINT STOCK BANK— Loans Fund ... ..									
CASH IN TREASURY— Loans Fund ... ..	569	14	5				569	14	5
TOTALS	£ 225,595	3	6				225,595	3	6

\* Overdraft, as above, on 31st December, 1864 .. .. £27,361 18 5  
Deduct, unpresented cheques at like date .. .. 3,861 18 2  
As per Bank Certificate of 3rd January, 1865 .. .. £23,500 0 3

The Treasury, New South Wales,  
10th January, 1865.

JAMES THOMSON,  
Accountant.

Bank of New South Wales,  
Sydney, 3rd January, 1865.

I hereby certify that the Cash Balance due to this Bank, by the New South Wales Government, on the 31st day of December last past, was £23,500 0s. 3d. sterling—say twenty-three thousand five hundred pounds and threepence sterling.

J. OSWALD GILCHRIST,  
Secretary.

(a 2.)

PARTICULARS OF "LODGMENTS" IN THE BANK OF NEW SOUTH WALES,  
ON THE 31ST DECEMBER, 1864.

	£	s.	d.
Police Reward Fund ... ..	7,934	8	0
Police Superannuation Fund ... ..	19,552	8	0
Poundage ... ..	9,827	17	10
Imperial Postage ... ..	3,180	19	1
Seamen's Wages... ..	748	14	9
Trust Moneys, 20 Vict., No. 11 ... ..	34,650	1	11
Immigration Remittances ... ..	2,279	11	4
Commissioners' Fund, Real Property Act ... ..	108	0	0
Assurance Fund do. ... ..	1,671	6	8
Money Orders ... ..	15,414	9	0
Sundry Deposits... ..	195	14	2
	£95,563 10 9		

*Deduct—*

Securities in the Treasury Chest on account of			
Lodgments ... ..	26,750	0	0
	£68,813 10 9		

JAMES THOMSON,  
Accountant.

---

NOTE.—"Mint Bullion Account" is now removed from "Lodgments," and is dealt with by the Deputy Master of the Mint.

---



## B. 2.

STATEMENT of PAYMENTS on Account of Services of 1864, from 1st January to 30th September, 1865.

Appropriation Ledger Folio.	PARTICULARS.	AMOUNT.	TOTAL.
		£ d.	£ s. d.
	<b>1864—SERVICES.</b>		
	No. I.—SCHEDULES.		
3	Schedule A ... ..	419 13 4	
6	Schedule A—Supplement ... ..	133 6 8	
	Schedule B:—		
8	Pensions to Judges ... ..	525 0 0	
13	Political Officers ... ..	458 6 8	
19	Superannuation ... ..	696 10 11	
30	Schedule B—Supplement ... ..	442 4 8	
	Schedule C—Church of England—		
37	Diocese of Sydney ... ..	921 4 9	
36	Diocese of Newcastle ... ..	333 6 8	
39	Presbyterian Church ... ..	237 13 4	
41	Wesleyan Methodist Church ... ..	393 2 7	
43	Roman Catholic Church ... ..	634 13 6	
			5,195 3 1
	No. II.—EXECUTIVE AND LEGISLATIVE.		
49	His Excellency the Governor—		
50	Salaries ... ..	1 1 0	
	Contingencies ... ..	53 2 9	
57	Executive Council—Salaries ... ..	1 13 4	
	Legislative Council—		
63	Salaries ... ..	10 15 0	
64	Contingencies ... ..	1 7 6	
	Legislative Assembly—		
71	Salaries ... ..	14 3 4	
72	Contingencies ... ..	94 16 9	
	Legislative Council and Assembly—		
79	Salaries ... ..	0 15 0	
78	Contingencies ... ..	94 19 7	
	Parliamentary Library—		
87	Salaries ... ..	3 0 0	
86	Contingencies ... ..	50 5 7	
89	Books and Periodicals ... ..	491 10 0	
			817 9 10
	No. III.—CHIEF SECRETARY.		
93	Chief Secretary—Salaries ... ..	14 6 8	
	Military Allowance—		
99	Infantry ... ..	832 9 7	
102	Artillery ... ..	1,403 13 7	
104	Volunteers ... ..	197 12 7	
108	Naval Brigade ... ..	135 0 0	
	Police—		
112	Inspector General—Salaries ... ..	4 3 4	
116	Constabulary—Salaries ... ..	82 15 0	
126	Police Magistrates ... ..	116 13 4	
123	Police Clerks and Clerks of Petty Sessions—Salaries ... ..	138 13 4	
685	Contingencies generally ... ..	13,552 0 1	
	Carried forward... ..	£ 16,477 7 6	6,012 12 11

STATEMENT—*continued.*

Appropriation Ledger Folio.	PARTICULARS.	AMOUNT.	TOTAL.
	<b>1864—SERVICES—<i>continued.</i></b>	£ s. d.	£ s. d.
	Brought forward ... ..		6,012 12 11
	<b>No. III.—CHIEF SECRETARY—<i>continued.</i></b>		
	Brought forward... ..	16,477 7 6	
157	Gaol, Sydney— Salaries ... ..	109 9 4	
160	Contingencies ... ..	348 5 0	
163	Gaol, Parramatta— Salaries ... ..	402 7 5	
166	Contingencies ... ..	214 11 0	
169	Gaol, Bathurst— Salaries ... ..	140 6 1	
170	Contingencies ... ..	184 18 11	
175	Gaol, Maitland— Salaries ... ..	131 19 9	
176	Contingencies ... ..	195 1 3	
181	Gaol, Goulburn— Salaries ... ..	161 4 3	
182	Contingencies ... ..	61 4 8	
187	Gaol, Berrima— Salaries ... ..	232 1 7	
190	Contingencies ... ..	106 19 9	
193	Gaol, Albury— Salaries ... ..	51 18 4	
194	Contingencies ... ..	66 8 7	
199	Gaol, Braidwood— Salaries ... ..	73 14 4	
200	Contingencies ... ..	50 5 4	
205	Gaol, Mudgee— Salaries ... ..	67 3 8	
208	Contingencies ... ..	47 8 6	
209	Gaol, Grafton— Salaries ... ..	35 3 0	
212	Contingencies ... ..	46 15 5	
217	Gaol, Wollongong— Salaries ... ..	41 17 10	
216	Contingencies ... ..	107 8 5	
223	Gaol, Armidale— Salaries ... ..	31 16 4	
222	Contingencies ... ..	65 9 9	
229	Gaol, Wagga Wagga— Salaries ... ..	41 17 10	
228	Contingencies ... ..	40 16 11	
235	Gaol, Eden— Salaries ... ..	31 16 4	
234	Contingencies ... ..	21 13 1	
241	Gaol, Yass— Salaries ... ..	56 2 8	
242	Contingencies ... ..	88 5 11	
277	Gaol, Windsor— Salaries ... ..	85 19 8	
278	Contingencies ... ..	9 15 10	
265	Gaol, Deniliquin— Salaries ... ..	51 19 4	
266	Contingencies ... ..	40 7 7	
245	Gaol, Gundagai—Salaries ... ..	34 10 0	
251	Gaol, Tamworth—Salaries ... ..	24 15 0	
258	Gaol, Orange—Salaries ... ..	21 14 0	
269	Gaol, Tenterfield—Salaries ... ..	13 5 10	
283	Gaol, Wellington—Salaries ... ..	14 13 6	
291	Gaols, Country Districts— Salaries ... ..	75 11 0	
298	Contingencies ... ..	462 4 6	
	Carried forward... ..	£ 20,566 15 0	6,012 12 11

STATEMENT—continued.

Appropriation Ledger Folio.	PARTICULARS.	AMOUNT.	TOTAL.
		£ s. d.	£ s. d.
	<b>1864—SERVICES—continued.</b>		
	Brought forward ... ..		6,012 12 11
	<b>No. III.—CHIEF SECRETARY—continued.</b>		
	Brought forward... ..	20,566 15 0	
	Penal Establishment, Cockatoo Island—		
307	Salaries ... ..	2 14 0	
310	Contingencies ... ..	370 13 8	
312	Visiting Justice at Sydney Gaol, and Penal Establishment, Cockatoo Island ... ..	0 13 4	
316	Allowance to Medical Board, Lunatic Asylums ... ..	35 0 0	
	Lunatic Asylum, Tarban—		
321	Salaries ... ..	4 7 4	
322	Contingencies ... ..	555 2 10	
	Lunatic Asylum, Parramatta—		
329	Salaries ... ..	4 6 0	
330	Contingencies ... ..	715 7 11	
335	Medical Board ... ..	41 4 4	
	Vaccinè Institution—		
343	Salaries ... ..	792 19 2	
338	Contingencies ... ..	0 10 6	
	Auditor General—		
347	Salaries ... ..	12 13 0	
346	Contingencies ... ..	115 5 0	
	Registrar General—		
371	Salaries ... ..	825 15 2	
414	Contingencies ... ..	834 16 5	
	Observatory—		
355	Salaries ... ..	5 16 5	
	Contingencies ... ..	11 0 3	
360	Museum—Salary of Curator ... ..	83 6 8	
361	Colonial Agent ... ..	325 0 0	
365	Denominational Schools ... ..	2,916 13 4	
	Protestant Orphan School—		
369	Salaries ... ..	1 3 3	
370	Contingencies ... ..	259 10 11	
	Roman Catholic Orphan School—		
375	Salaries ... ..	89 2 10	
378	Contingencies ... ..	454 6 1	
377	Fencing Land for agricultural purposes, Roman Catholic Orphan School ... ..	70 15 0	
381	Asylums for the Infirm and Destitute ... ..	692 10 5	
383	In aid of the School of Arts, St. Leonard's ... ..	99 18 0	
385	In aid of the Literary Institute, Braidwood ... ..	100 0 0	
391	In aid of the Yass Mechanics' Institute ... ..	83 8 6	
397	In aid of the Bathurst School of Arts ... ..	35 10 0	
403	In aid of the Armidale School of Arts ... ..	38 12 0	
406	In aid of the Wollongong School of Arts... ..	80 8 0	
407	In aid of the Acclimatization Society of New South Wales ... ..	188 16 0	
417	For the support of Women and Children in the Benevolent Asylum, Sydney ... ..	854 10 0	
419	For the support of Paupers in the Colonial Hospitals ... ..	1,029 14 6	
423	In support of the Benevolent Society, Sydney ... ..	250 0 0	
425	For the support of Infants removed from the Benevolent Asylum, Sydney, to the Asylum for Destitute Children, Randwick ... ..	168 10 4	
428	In aid of the Asylum for Destitute Children at Randwick ... ..	433 13 4	
	Carried forward... ..	£ 33,150 9 6	6,012 12 11

STATEMENT—continued.

Appropriation Ledger Folio.	PARTICULARS.	AMOUNT.	TOTAL.
		£ s. d.	£ s. d.
	<b>1864—SERVICES—continued.</b>		
	Brought forward ... ..		6,012 12 11
	<b>No. III.—CHIEF SECRETARY—continued.</b>		
	Brought forward... ..	33,150 9 6	
	In aid of Hospitals—		
431	Newcastle ... ..	200 0 0	
433	Port Macquarie ... ..	7 5 3	
434	Yass ... ..	63 17 6	
436	Sofala ... ..	85 19 0	
437	Braidwood ... ..	60 5 0	
442	Muswellbrook ... ..	27 14 6	
445	Parramatta ... ..	127 19 6	
446	Bathurst ... ..	77 1 5	
447	Goulburn ... ..	38 3 10	
430	Windsor ... ..	50 0 0	
439	Kiandra ... ..	51 12 0	
435	Armidale and New England ... ..	72 3 4	
432	Wagga Wagga ... ..	200 0 0	
443	Carcoar ... ..	200 0 0	
444	Maitland ... ..	301 2 6	
456	Young ... ..	300 0 0	
451	In aid of the Benevolent Society, Parramatta ... ..	53 11 0	
453	In aid of the Benevolent Society, Tamworth ... ..	150 0 0	
452	In aid of the Benevolent Society, Singleton and Patrick's Plains ... ..	200 0 0	
454	In aid of the Penrith Hospital and Benevolent Society ... ..	189 5 4	
560	Expenses attending the preparation of the Electoral Lists ... ..	21 7 6	
478	St. Paul's College Endowment, 18 Vict., No. 37 ... ..	41 13 4	
479	St. John's College Endowment, 18 Vict., No. 37 ... ..	41 13 4	
470	Election Expenses ... ..	1,946 16 10	
564	Relief to Sufferers by Floods, Macleay River ... ..	24 0 0	
473	Relief to Sufferers by Floods, District of Maitland ... ..	51 2 9	
469	Towards the erection of a Public Pound, Upper Tarlo ... ..	10 0 0	
			37,743 3 5
	<b>No. IV.—ADMINISTRATION OF JUSTICE.</b>		
	Law Officers of the Crown—		
485	Salaries ... ..	12 5 6	
486	Contingencies ... ..	16 10 0	
	Supreme and Circuit Courts—		
489	Salaries ... ..	31 15 9	
491	Contingencies ... ..	104 7 2	
	Sheriff—		
495	Salaries ... ..	13 13 4	
497	Contingencies ... ..	117 14 11	
499	Insolvent Court—Salaries ... ..	7 6 8	
	District Courts—		
504	Metropolitan and Coast—Salaries ... ..	12 18 4	
546	Southern do. ... ..	166 16 1	
548	South-western do. ... ..	147 18 4	
556	Western do. ... ..	82 10 0	
552	Northern do. ... ..	188 6 8	
555	Hunter River do. ... ..	91 13 4	
520	Contingencies generally ... ..	164 19 11	
	Quarter Sessions—		
525	Salaries ... ..	12 17 4	
523	Contingencies ... ..	5 14 4	
	Carried forward... ..	£ 1,177 7 8	43,755 16 4

STATEMENT—continued.

Appropriation Ledger Folio.	PARTICULARS.	AMOUNT.	TOTAL.
		£ s. d.	£ s. d.
	<b>1864—SERVICES—continued.</b>		
	Brought forward .....		43,755 16 4
	<b>No. IV.—ADMINISTRATION OF JUSTICE— continued.</b>		
	Brought forward... ..	1,177 7 8	
	Coroners—		
531	Salaries .....	9 16 8	
677	Contingencies .....	680 6 3	
558	Court of Claims .....	18 14 0	
	Law Expenses—		
568	Attorney General <i>v.</i> Eagar .....	200 0 0	
566	Commissioner for Railways <i>ats.</i> Hall .....	396 15 6	
622	Award and Costs in the Arbitration Case of the Queen <i>ats.</i> Faviell .....	1,620 18 9	
			4,103 18 10
	<b>No. V.—TREASURER AND SECRETARY FOR FINANCE AND TRADE.</b>		
	Treasury—		
17	Salaries .....	109 16 1	
18	Contingencies .....	2 4 6	
	Customs—		
9	Salaries .....	105 7 4	
10	Contingencies .....	262 9 3	
15	Colonial Distilleries and Refineries—Salaries .....	8 0 0	
22	Sydney Branch of the Royal Mint—Contingencies .....	212 11 1	
29	Gold Receivers—Salaries .....	132 5 10	
	Post Office—		
540	Salaries .....	3,262 15 2	
551	Contingencies .....	391 2 1	
600	Conveyance of Mails .....	15,486 14 1	
46	Steam Postal Communication with England <i>via</i> Suez.	18,136 15 3	
	Money Order Department—		
49	Salaries .....	37 13 4	
50	Contingencies .....	103 12 3	
98	Colonial Storekeeper—Salaries .....	10 1 1	
611	Conveyance of Stores .....	150 6 7	
575	Stores and Stationery .....	1,368 5 10	
86	Fuel and Light, Departments, District of Sydney	376 9 10	
	Government Printer—		
93	Salaries .....	6 6 8	
96	Wages and Contingencies .....	90 11 7	
100	Postage Stamps, Contingencies .....	1 6 10	
	Gunpowder Magazine .....		
173	Salaries .....	1 1 8	
174	Contingencies .....	50 0 0	
106	Health Officers—Salaries .....	101 3 0	
194	Quarantine—Salaries .....	0 10 0	
	Shipping Masters—		
111	Salaries .....	3 1 8	
110	Contingencies .....	2 18 6	
	Glebe Island Abattoir—		
115	Salaries .....	1 6 8	
116	Contingencies .....	249 8 2	
594	Superintendent of Pilots—Salaries .....	76 13 4	
593	Steam Navigation and Pilot Boards—Salaries .....	29 6 0	
595	Harbour Masters—Salaries .....	24 5 0	
134	Light Houses—Salaries .....	34 4 8	
	Carried forward... ..	£ 40,828 13 4	47,859 15 2

## STATEMENT—continued.

Appropriation Ledger Folio.	PARTICULARS.	AMOUNT.	TOTAL.
	<b>1864—SERVICES—continued.</b>	£ s. d.	£ s. d.
	Brought forward ... ..		47,859 15 2
	<b>No. V.—TREASURER AND SECRETARY FOR FINANCE AND TRADE—continued.</b>		
	Brought forward... ..	40,828 13 4	
598	Pilots—Sea and River—Salaries ... ..	437 8 2	
128	Boatmen—Salaries ... ..	215 7 4	
130	Telegraph Stations—Salaries ... ..	1 16 3	
132	Harbours, Light Houses, and Pilot Department—Contingencies ... ..	131 19 0	
153	Postage of the various Public Departments ... ..	487 5 6	
172	For the transmission of Telegraphic Messages ... ..	598 14 6	
182	Unforeseen Expenses ... ..	138 12 5	
189	Expense of carrying on the Coast Surveys ... ..	380 3 7	
197	Interest on overdrawn Bank Accounts ... ..	8,049 13 8	
			51,269 13 9
	<b>No. VI.—SECRETARY FOR LANDS.</b>		
241	Department of Lands—Salaries ... ..	11 13 4	
	Survey of Lands—		
247	Salaries ... ..	1,918 0 10	
249	Contingencies ... ..	7,668 5 3	
263	Commission to Land Agents and others, and for Advertising Occupation of Lands—	1,938 15 6	
283	Salaries ... ..	137 8 9	
527	Contingencies ... ..	181 10 5	
	Immigration Department—		
287	Salaries ... ..	4 7 0	
288	Contingencies ... ..	130 0 0	
	Gold Fields—		
583	Salaries ... ..	1,861 11 6	
604	Contingencies ... ..	624 7 6	
303	Management of Alpacas ... ..	54 3 4	
	Coal Fields—		
307	Salaries ... ..	28 6 8	
308	Contingencies ... ..	221 8 0	
	Botanic Gardens—		
311	Salaries ... ..	2 10 0	
321	Contingencies ... ..	574 4 10	
313	Lodge ... ..	150 0 0	
	Domains—		
317	Salaries ... ..	0 10 0	
326	Contingencies ... ..	131 0 0	
543	Improvement of Hyde Park ... ..	611 8 3	
3	Metropolitan Roads... ..	104 13 0	
619	Northern Roads ... ..	7,089 7 7	
49	Southern Roads ... ..	4,996 13 2	
36	Western Roads ... ..	3,417 11 1	
60	For Minor Bridges and Roads not classified ... ..	3,338 15 2	
63	Punt at Raymond Terrace ... ..	514 4 7	
64	Punt at Wiseman's Ferry ... ..	188 7 4	
65	Punt for the Hawkesbury River, between Pitt Town and Wilberforce ... ..	243 0 0	
67	Bridge over South Creek, on Road from Blacktown to Richmond ... ..	386 4 7	
69	Bridge over Cattai Creek, on Road from Pitt Town to Wiseman's Ferry ... ..	558 16 3	
72	Towards erecting a Bridge at Tumut ... ..	60 0 0	
	Carried forward... ..	£ 37,147 3 11	99,129 8 11

STATEMENT—continued.

Appropriation Ledger Folio.	PARTICULARS.	AMOUNT.	TOTAL.
		£ s. d.	£ s. d.
	<b>1864—SERVICES—continued.</b>		
	Brought forward ... ..		99,129 8 11
	<b>No. VI.—SECRETARY FOR LANDS—continued.</b>		
	Brought forward... ..	37,147 3 11	
73	Completion of Road from Randwick to junction of Long Bay and Botany Roads ... ..	1,490 19 7	
75	Bridge over Vale Creek, on Road from Bathurst to Rockley ... ..	679 9 7	
68	Bridge over Yarra Munday Lagoon ... ..	421 4 3	
696	Repair of Road from the Appin and Mount Keira Road, <i>viâ</i> Douglas Park Railway Station, to Menangle ... ..	200 0 0	
76	Alignment Posts for Towns ... ..	202 2 3	
237	To meet Expense of fencing Public Roads where proclaimed through enclosed lands ... ..	201 2 0	
80	Construction of a Bridge at Nundle ... ..	1,037 4 8	
614	Fencing Road from Blandford to Box Tree Flat ... ..	18 0 0	
89	Punt for Hunter River, between Lushintyre and Lochinvar ... ..	136 1 0	
90	Punt and Approaches at Five Dock ... ..	479 10 0	
91	Punt and Approaches, Iron Cove Creek ... ..	187 12 8	
92	Road from Carcoar and Cowra Road to Village of Somers ... ..	8 16 9	
97	Bridge at Talbragar, on Road from Mudgee to Coolah ... ..	10 1 0	
87	Fencing Road from Goorangoola to Main North Road at Camberwell... ..	102 0 0	
88	Punt and Boat for Bomadery Ferry ... ..	350 0 0	
123	Fencing General Cemetery at Glen Innes ... ..	50 0 0	
693	Fencing Road through Joseph Kenyon's land on the Smithfield and Parramatta Road ... ..	143 5 0	
537	Aborigines ... ..	142 11 5	
115	To meet the Expense of carrying out the Scab in Sheep Act, 1863 ... ..	746 19 10	
120	To meet the Expense of carrying out the Cattle Export Act of 1864... ..	36 5 0	
124	Erection of Lodge at General Cemetery at Haslem's Creek ... ..	120 0 0	
580	Compensation for Sheep destroyed ... ..	22 16 0	
695	Refund to Mr. Beaumont, of amount expended by him in repairs to the Mudbank and Bunnerong Road ... ..	89 3 3	
103	Remission to George Lumsden, of purchase money on flooded allotment, Shoalhaven ... ..	300 0 0	
579	Compensation for Land taken at Jugiong, for the formation of Audley-street ... ..	20 3 6	
			44,342 11 8
	<b>No. VII.—SECRETARY FOR PUBLIC WORKS.</b>		
	Department of Public Works—		
329	Salaries ... ..	7 0 0	
328	Contingencies ... ..	163 15 0	
	Railways—		
333	General Establishment—Salaries ... ..	9 4 0	
334	Do. Contingencies ... ..	22 19 6	
335	Valuation of Land—Salaries ... ..	2 0 0	
533	Works in progress—Salaries ... ..	13 13 4	
534	Do. Contingencies ... ..	55 17 8	
531	Working Expenses—Existing Lines ... ..	3,996 2 11	
566	Salary to J. Doherty, and Law Expenses ... ..	280 0 1	
566	Salary to N. Trengrouse, and Law Expenses ... ..	409 13 5	
	Harbours and River Navigation—		
349	Engineer's Department—Salaries ... ..	10 8 4	
350	Do. Contingencies ... ..	4 18 6	
	Carried forward... ..	£ 4,975 12 9	143,472 0 7

STATEMENT—*continued.*

Appropriation Ledger Folio.	PARTICULARS.	AMOUNT.	TOTAL.
		£ s. d.	£ s. d.
	<b>1864—SERVICES—<i>continued.</i></b>		
	Brought forward .....		143,472 0 7
	<b>No. VII.—SECRETARY FOR PUBLIC WORKS— <i>continued.</i></b>		
	Brought forward... ..	4,975 12 9	
	<i>Harbours and River Navigation—continued.</i>		
353	Steam Dredge "Hunter"—Salaries .....	1 0 0	
548	Do. Contingencies .....	642 1 8	
357	Steam Dredge "Hercules"—Salaries .....	0 16 8	
358	Do. Contingencies .....	23 13 7	
	Steam Dredge "Pluto"—		
361	Salaries .....	0 16 8	
362	Contingencies .....	68 1 9	
	Steam Dredge "Newcastle"—		
363	Salaries .....	1 0 0	
364	Contingencies .....	630 14 2	
	Steam Cranes, Newcastle—		
370	Contingencies .....	82 11 0	
140	Preliminary Harbour Surveys .....	75 0 9	
139	Alterations to old Flood Gate at Dam, Cook's River...	12 2 9	
610	Dwarf Wall, &c., in Domain .....	600 0 0	
134	Wharf, Casino .....	25 0 0	
135	Punt for the Hunter River, at Singleton .....	9 18 11	
132	Survey and Improvement of Murrumbidgee and Dar- ling Rivers .....	822 0 0	
	Colonial Architect—		
373	Salaries .....	15 13 4	
550	Contingencies .....	67 10 8	
641	Ordinary Repairs, Alterations, and Additions to Public Buildings generally...	2,440 6 2	
605	Furniture and Fittings for Public Offices generally .....	309 12 5	
156	Repairs to Military Barracks and Buildings .....	129 5 4	
633	Lighting Lamps, sweeping Chimneys, &c., Victoria Barracks .....	64 7 1	
150	Lighting Government Lamps in Streets of Sydney .....	165 15 0	
597	For providing Materials and Implements for employment of Prisoners...	710 12 10	
158	Gaols, Court Houses, and Lock-ups .....	6,343 11 10	
165	Supply of Coffins for Paupers .....	65 12 0	
166	For Repairs, Lunatic Asylum, Parramatta .....	254 18 3	
167	Erection of Central Building, Sydney Gaol .....	124 3 7	
707	Erection of Wall, Sydney Gaol .....	302 0 6	
186	Airing Yard and Sentry Boxes, Sydney Gaol .....	326 4 11	
180	New Carpet for State Dining-room, and Repairs to Furni- ture, Government House .....	39 19 4	
639	Repairs to Tower, &c., Government House .....	857 9 11	
705	Fencing Cemetery, Parramatta .....	58 7 6	
637	Additions, Gaol, Parramatta .....	256 9 1	
	Roads and Bridges—		
	General Establishment—		
379	Salaries .....	6 11 8	
609	Contingencies .....	170 9 5	
	Construction and Maintenance—		
190	Main North Road .....	84 18 2	
194	Main South Road .....	5,330 10 2	
198	Main West Road .....	1,799 18 7	
200	Mudgee Road .....	213 15 6	
201	Road from John-street to Railway Bridge, Single- ton .....	19 10 0	
203	Approach to Tumut Bridge .....	331 0 0	
	Carried forward.... ..	£ 28,459 3 11	143,472 0 7



STATEMENT—*continued.*

Appropriation Ledger Folio.	PARTICULARS.	AMOUNT.	TOTAL.
	<b>1864—SERVICES—continued.</b>	£ s. d.	£ s. d.
	Brought forward ... ..		143,472 0 7
	<b>No. VII.—SECRETARY FOR PUBLIC WORKS— continued.</b>		
	Brought forward... ..	28,459 3 11	
155	Repairs to Buildings, Royal Mint ... ..	13 9 11	
173	Additions to Telegraph and Post Office, Armidale ... ..	100 0 0	
612	Rebuilding portion of Wall, Lunatic Asylum, Parramatta ... ..	415 8 0	
208	Repairs to, and painting of, Bridges ... ..	106 13 10	
209	Constructing and repairing Toll-bars ... ..	66 9 0	
631	Construction of Toll-houses ... ..	475 0 0	
210	Bridge over Billabong Creek, at Wanganella, between Hay and Deniliquin ... ..	716 17 10	
563	Bridges, Clyde River Road... ..	498 18 4	
571	Rental of Windsor Ferry ... ..	172 10 0	
590	Approach to Petersham Railway Station ... ..	73 8 0	
609	Approach to South Creek Railway Station ... ..	300 0 0	
635	Bridge over Christmas Creek ... ..	897 14 5	
636	Punt and Approaches, Tabulam ... ..	250 0 0	
205	Foot Bridge over the Page, at Murrurundi ... ..	100 0 0	
	Electric Telegraphs— Establishment—		
385	Salaries ... ..	80 8 1	
392	Contingencies ... ..	337 14 0	
390	Working Expenses... ..	431 3 10	
	Fitz Roy Dock Establishment—		
395	Salaries ... ..	8 10 2	
399	Contingencies ... ..	515 12 4	
	<b>TOTAL</b> ... ..	£ 177,491 2 3	34,019 1 8

*The Treasury, New South Wales,  
Sydney, 10th November, 1865.*

JAMES THOMSON,  
Accountant.

## C 2.

STATEMENT shewing the OUTSTANDING LIABILITIES in the Books of the Treasury, on the 30th September, 1865, for Services of the Year 1864; the Amounts authorized by the Executive Council to be written off; and the Amounts still retained as Liabilities.

Appropriation Ledger Folio.	PARTICULARS.	Balances, 30th September, 1865.	Authorized to be Written off.	Balances retained as Liabilities.
	<b>1864—SERVICES.</b>			
	No. I.—SCHEDULES.	£ s. d.	£ s. d.	£ s. d.
3	Schedule A ... ..	1,500 0 0	1,500 0 0	.....
8	Schedule B:—			
	Pensions to Judges ... ..	2,450 0 0	2,450 0 0	.....
13	Political Officers ... ..	1,000 0 0	1,000 0 0	.....
20	Superannuation ... ..	0 0 7	0 0 7	.....
31	Schedule B—Supplement ... ..	504 17 5	504 17 5	.....
	Schedule C—Church of England—			
37	Diocese of Sydney ... ..	199 13 0	199 13 0	.....
36	Diocese of Newcastle ... ..	40 0 9	40 0 9	.....
39	Presbyterian Church ... ..	0 15 11	0 15 11	.....
41	Wesleyan Methodist Church ... ..	0 0 2	0 0 2	.....
43	Roman Catholic Church ... ..	980 1 4	980 1 4	.....
		6,675 9 2	6,675 9 2	.....
	No. II.—EXECUTIVE AND LEGISLATIVE.			
	His Excellency the Governor—			
49	Salaries ... ..	7 15 5	7 15 5	.....
50	Contingencies ... ..	215 7 11	215 7 11	.....
	Executive Council—			
57	Salaries ... ..	0 8 4	0 8 4	.....
58	Contingencies ... ..	3 11 2	3 11 2	.....
	Legislative Council—			
63	Salaries ... ..	46 2 1	46 2 1	.....
64	Contingencies ... ..	182 11 6	182 11 6	.....
	Legislative Assembly—			
71	Salaries ... ..	236 2 3	236 2 3	.....
72	Contingencies ... ..	999 15 0	999 15 0	.....
	Legislative Council and Assembly—			
79	Salaries ... ..	0 12 4	0 12 4	.....
80	Contingencies ... ..	238 3 8	238 3 8	.....
88	Parliamentary Library—Contingencies ... ..	154 0 5	154 0 5	.....
		2,084 10 1	2,084 10 1	.....
	No. III.—CHIEF SECRETARY.			
	Chief Secretary—			
93	Salaries ... ..	0 10 1	0 10 1	.....
92	Contingencies ... ..	69 18 2	69 18 2	.....
99	Military Allowance—Infantry ... ..	1,018 11 7	1,018 11 7	.....
106	Volunteers ... ..	48 16 5	45 4 5	3 12 0
108	Naval Brigade ... ..	1,096 8 2	1,096 8 2	.....
	Police—			
113	Constabulary—Salaries ... ..	5,789 2 9	5,789 2 9	.....
121	Detectives—Salaries ... ..	251 17 3	251 17 3	.....
127	Police Magistrates... ..	378 17 1	378 17 1	.....
123	Police Clerks and Clerks of Petty Sessions—			
	Salaries ... ..	614 1 4	614 1 4	.....
692	Contingencies generally ... ..	1,282 3 0	800 0 0	482 3 0
	Gaol, Sydney—			
157	Salaries ... ..	291 2 4	291 2 4	.....
160	Contingencies ... ..	208 8 2	208 8 2	.....
	Carried forward ... ..	£ 11,049 16 4	10,564 1 4	485 15 0
	Carried forward ... ..	£ 8,759 19 3	8,759 19 3	.....

## STATEMENT—continued.

Appropriation Ledger Folio.	PARTICULARS.	Balances, 30th September, 1865.	Authorized to be Written off.	Balances retained as Liabilities.
		£ s. d.	£ s. d.	£ s. d.
	<b>1864—SERVICES—continued.</b>			
	Brought forward ... ..	8,759 19 3	8,759 19 3	.....
	<b>No. III.—CHIEF SECRETARY—continued.</b>			
	Brought forward ... ..	11,049 16 4	10,564 1 4	485 15 0
	Gaol, Parramatta—			
163	Salaries ... ..	220 3 1	220 3 1	.....
166	Contingencies ... ..	34 9 0	34 9 0	.....
169	Gaol, Bathurst—Salaries ... ..	128 8 6	128 8 6	.....
182	Gaol, Goulburn—Contingencies ... ..	107 4 2	107 4 2	.....
	Gaol, Berrima—			
187	Salaries ... ..	101 2 4	101 2 4	.....
190	Contingencies ... ..	46 15 2	46 15 2	.....
	Gaol, Albury—			
191	Salaries ... ..	0 5 0	0 5 0	.....
196	Contingencies ... ..	141 0 5	141 0 5	.....
199	Gaol, Braidwood—Salaries ... ..	50 6 0	50 6 0	.....
205	Gaol, Mudgee—Salaries ... ..	35 12 6	35 12 6	.....
	Gaol, Grafton—			
211	Salaries ... ..	0 2 0	0 2 0	.....
212	Contingencies ... ..	29 7 2	29 7 2	.....
	Gaol, Armidale—			
223	Salaries ... ..	0 2 0	0 2 0	.....
222	Contingencies ... ..	39 4 8	39 4 8	.....
229	Gaol, Wagga Wagga,—Salaries ... ..	0 3 0	0 3 0	.....
	Gaol, Eden—			
235	Salaries ... ..	0 2 0	0 2 0	.....
234	Contingencies ... ..	22 14 3	22 14 3	.....
241	Gaol, Yass—Salaries ... ..	99 11 4	99 11 4	.....
	Gaol, Windsor—			
277	Salaries ... ..	60 11 6	60 11 6	.....
278	Contingencies ... ..	265 14 11	264 16 11	0 18 0
	Gaol, Deniliquin—			
265	Salaries ... ..	412 0 8	412 0 8	.....
266	Contingencies ... ..	38 12 7	38 12 7	.....
269	Gaol, Tenterfield—Salaries ... ..	48 14 0	48 14 0	.....
283	Gaol, Wellington—Salaries ... ..	0 11 0	0 11 0	.....
	Gaols, Country Districts—			
289	Salaries ... ..	105 5 0	105 5 0	.....
302	Contingencies ... ..	101 0 4	98 6 7	2 13 9
299	Gaols, Clothing for Warders ... ..	700 0 0	700 0 0	.....
	Penal Establishment, Cockatoo Island—			
307	Salaries ... ..	365 19 9	365 19 9	.....
310	Contingencies ... ..	1 19 4	0 9 4	1 10 0
	Lunatic Asylum, Tarban—			
321	Salaries ... ..	555 18 6	555 18 6	.....
323	Contingencies ... ..	1,070 2 2	1,070 2 2	.....
	Lunatic Asylum, Parramatta—			
329	Salaries ... ..	265 6 11	265 6 11	.....
332	For the purchase of adjoining premises for additional accommodation ... ..	2,500 0 0	.....	2,500 0 0
335	Medical Board—Salary of Clerk ... ..	2 15 8	2 15 8	.....
	Vaccine Institution—			
344	Salaries ... ..	760 0 6	760 0 6	.....
338	Contingencies ... ..	14 18 6	6 19 3	7 19 3
	Auditor General—			
347	Salaries ... ..	771 9 3	771 9 3	.....
346	Contingencies ... ..	76 15 0	76 15 0	.....
	Registrar General—			
372	Salaries ... ..	144 10 8	144 10 8	.....
414	Contingencies ... ..	613 13 1	559 10 1	54 3 0
	Carried forward ... ..	£ 20,982 8 3	17,929 9 3	3,052 19 0
	Carried forward ... ..	£ 8,759 19 3	8,759 19 3	.....

## STATEMENT—continued.

Appropriation Ledger Folio.	PARTICULARS.	Balances. 30th September, 1865.	Authorized to be Written off.	Balances retained as Liabilities.
		£ s. d.	£ s. d.	£ s. d.
	<b>1864—SERVICES—continued.</b>			
	Brought forward ... ..	8,759 19 3	8,759 19 3	.....
	<b>No. III.—CHIEF SECRETARY—continued.</b>			
	Brought forward ... ..	20,982 8 3	17,929 9 3	3,052 19 0
	Observatory—			
355	Salaries ... ..	5 12 11	5 12 11	.....
357	Contingencies ... ..	15 0 0	15 0 0	.....
356	Books ... ..	0 0 5	0 0 5	.....
356	Electric Telegraph for meteorological purposes ...	30 0 0	30 0 0	.....
359	Museum—Salary of Curator ... ..	366 13 4	366 13 4	.....
	Protestant Orphan School—			
369	Salaries ... ..	14 7 9	14 7 9	.....
368	Contingencies ... ..	123 10 4	123 10 4	.....
	Roman Catholic Orphan School—			
375	Salaries ... ..	0 6 0	0 6 0	.....
377	Fencing and clearing land granted for agricultural purposes ... ..	179 5 0	.....	179 5 0
	Asylums for the Infirm and Destitute—			
384	Purchase of the premises adjoining the Liverpool Asylum ... ..	480 0 0	.....	480 0 0
387	In aid of the erection of the Paterson School of Arts ... ..	300 0 0	300 0 0	.....
391	In aid of the Yass Mechanics' Institute ... ..	116 11 6	116 11 6	.....
397	In aid of the Bathurst School of Arts ... ..	3 5 0	3 5 0	.....
399	In aid of the Albury School of Arts ... ..	53 13 6	53 13 6	.....
401	In aid of the Waverley School of Arts ... ..	100 0 0	100 0 0	.....
405	In aid of the Stroud School of Arts ... ..	2 5 0	2 5 0	.....
406	In aid of the Wollongong School of Arts ... ..	119 12 0	.....	119 12 0
405	In aid of the Richmond School of Arts ... ..	100 0 0	.....	100 0 0
407	In aid of the Acclimatization Society of New South Wales ... ..	311 4 0	311 4 0	.....
417	For the support of Women and Children in the Benevolent Asylum, Sydney ... ..	153 10 0	153 10 0	.....
419	For the support of Paupers in the Colonial Hospitals ... ..	283 14 0	283 14 0	.....
425	For the support of Infants removed from the Benevolent Asylum, Sydney, to the Asylum for Destitute Children, Randwick ... ..	25 18 8	25 18 8	.....
428	In aid of the Asylum for Destitute Children at Randwick ... ..	0 1 8	0 1 8	.....
429	For the erection of an additional Wing and Quarters for Officers and Servants, Sydney Infirmery ... ..	4,084 0 0	.....	4,084 0 0
	In aid of Hospitals—			
433	Port Macquarie ... ..	134 19 6	134 19 6	.....
434	Yass ... ..	136 2 6	136 2 6	.....
435	Armidale and New England ... ..	25 1 2	25 1 2	.....
436	Sofala ... ..	114 1 0	114 1 0	.....
437	Braidwood ... ..	17 5 0	17 5 0	.....
438	Port Stephens ... ..	200 0 0	200 0 0	.....
439	Kiandra ... ..	148 8 0	148 8 0	.....
441	Forbes ... ..	200 0 0	200 0 0	.....
442	Muswellbrook ... ..	33 14 2	33 14 2	.....
444	Maitland ... ..	110 2 3	110 2 3	.....
445	Parramatta ... ..	73 11 0	73 11 0	.....
447	Goulburn ... ..	37 14 2	37 14 2	.....
458	Murrurundi ... ..	200 0 0	200 0 0	.....
461	In aid of the erection of an Hospital at Grafton ... ..	150 0 0	.....	150 0 0
451	In aid of the Benevolent Society, Parramatta ... ..	296 9 0	296 9 0	.....
454	In aid of the Penrith Hospital and Benevolent Society ... ..	10 14 8	10 14 8	.....
559	Expenses attending the preparation of Electoral Lists ... ..	69 11 4	69 11 4	.....
470	Relief to Sufferers by late Floods, Dist. of Newcastle ... ..	67 9 0	67 9 0	.....
471	Further sum, if required for do. ... ..	6 13 6	6 13 6	.....
482	Towards the erection of a Public Pound at Hartley ... ..	40 0 0	.....	40 0 0
482	Do. do. do. Wollongong ... ..	10 0 0	.....	10 0 0
	£	29,932 15 7	21,716 19 7	8,215 16 0
	Carried forward ... ..	£ 38,692 14 10	30,476 18 10	8,215 16 0

STATEMENT—continued.

Appropriation Ledger Folio.	PARTICULARS.	Balances, 30th September, 1865.	Authorized to be Written off.	Balances retained as Liabilities.
		£ s. d.	£ s. d.	£ s. d.
	<b>1864—SERVICES—continued.</b>			
	Brought forward ... ..	38,692 14 10	30,476 18 10	8,215 16 0
	<b>No. IV.—ADMINISTRATION OF JUSTICE.</b>			
486	Law Officers of the Crown—Contingencies ... ..	312 12 3	312 12 3	.....
487	Supreme and Circuit Courts— do. ....	134 2 8	126 2 8	8 0 0
497	Sheriff—Contingencies .. ..	659 17 10	659 17 10	.....
	District Courts—			
504	Metropolitan and Coast—Salaries ... ..	3 6 8	3 6 8	.....
546	Southern do. ....	18 14 9	18 14 9	.....
547	South-western do. ....	18 15 0	18 15 0	.....
556	Western do. ....	1 13 11	1 13 11	.....
551	Northern do. ....	1 17 5	1 17 5	.....
555	Hunter River do. ....	4 3 4	4 3 4	.....
521	Contingencies generally ... ..	1,406 17 2	1,406 17 2	.....
	Quarter Sessions—			
525	Salaries ... ..	158 9 1	158 9 1	.....
528	Contingencies ... ..	2 10 4	2 10 4	.....
677	Coroners—Contingencies ... ..	71 4 4	.....	71 4 4
562	Court of Claims ... ..	2 2 0	.....	2 2 0
521	Law Expenses, Pearce v. Bruce ... ..	32 2 8	32 2 8	.....
		2,828 9 5	2,747 3 1	81 6 4
	<b>No. V.—TREASURER AND SECRETARY FOR FINANCE AND TRADE.</b>			
17	Treasury—Salaries ... ..	240 1 8	240 1 8	.....
	Customs—			
9	Salaries ... ..	706 4 11	706 4 11	.....
10	Contingencies ... ..	68 9 2	68 9 2	.....
	Colonial Distilleries and Refineries—			
15	Salaries ... ..	50 16 8	50 16 8	.....
16	Contingencies ... ..	394 3 0	394 3 0	.....
21	Sydney Branch of the Royal Mint—Salaries ... ..	22 16 2	22 16 2	.....
29	Gold Receivers—Salaries ... ..	105 4 2	95 0 0	10 4 2
	Post Office—			
542	Salaries ... ..	366 5 5	266 5 5	100 0 0
552	Contingencies ... ..	763 2 7	763 2 7	.....
602	Conveyance of Mails ... ..	2,646 1 7	2,000 0 0	646 1 7
45	Steam Postal Communication with Great Britain <i>via</i> Suez ... ..	1,863 4 9	1,863 4 9	.....
53	Do. do. <i>via</i> Panama ... ..	50,000 0 0	50,000 0 0	.....
	Money Order Department—			
49	Salaries ... ..	76 18 11	76 18 11	.....
650	Contingencies ... ..	1,144 3 9	334 7 4	809 16 5
	Colonial Storekeeper—			
98	Salaries ... ..	526 10 3	526 10 3	.....
52	Contingencies ... ..	77 6 8	77 6 8	.....
576	Stores and Stationery ... ..	12 11 1	.....	12 11 1
63	Packing Stores, and other Expenses ... ..	198 4 0	198 4 0	.....
86	Fuel and Light, Departments, District of Sydney ... ..	202 13 11	202 13 11	.....
89	Spare Nipples, Bayonets, &c. ... ..	23 14 7	23 14 7	.....
	Government Printer—			
93	Salaries ... ..	29 3 4	29 3 4	.....
96	Wages and Contingencies ... ..	1,236 0 7	1,236 0 7	.....
	Postage Stamps—			
101	Salaries ... ..	29 5 0	29 5 0	.....
100	Contingencies ... ..	135 1 2	135 1 2	.....
	Gunpowder Magazine—			
173	Salaries ... ..	9 3 0	9 3 0	.....
174	Contingencies ... ..	98 3 2	98 3 2	.....
106	Health Officers—Salaries ... ..	12 10 0	.....	12 10 0
	Carried forward ... ..	£ 61,037 19 6	59,446 16 3	1,591 3 3
	Carried forward ... ..	£ 41,521 4 3	33,224 1 11	8,297 2 4

## STATEMENT—continued.

Appropriation Ledger Folio.	PARTICULARS.	Balances, 30th September, 1865.	Authorized to be Written off.	Balances retained as Liabilities.
		£ s. d.	£ s. d.	£ s. d.
	<b>1864—SERVICES—continued.</b>			
	Brought forward ... ..	41,521 4 3	33,224 1 11	8,297 2 4
	<b>No. V.—TREASURER AND SECRETARY FOR FINANCE AND TRADE—continued.</b>			
	Brought forward ... ..	61,037 19 6	59,446 16 3	1,591 3 3
	Quarantine—			
194	Salaries ... ..	18 0 0	18 0 0	.....
112	Contingencies ... ..	500 1 0	500 1 0	.....
110	Shipping Masters—Contingencies ... ..	21 1 6	21 1 6	.....
116	Glebe Island Abattoirs—Contingencies ... ..	16 14 11	16 14 11	.....
593	Steam Navigation and Pilot Boards—Salaries ... ..	26 7 11	26 7 11	.....
595	Harbour Masters—Salaries ... ..	80 8 10	80 8 10	.....
134	Light Houses—Salaries ... ..	0 11 8	0 11 8	.....
121	Light House, Gabo Island ... ..	425 5 11	307 10 0	117 15 11
122	Do. Wilson's Promontory ... ..	296 10 2	168 17 7	127 12 7
123	Do. Kent's Group ... ..	500 0 0	.....	500 0 0
124	Do. King's Island ... ..	350 0 0	.....	350 0 0
598	Sea and River Pilots—Salaries ... ..	351 15 10	351 15 10	.....
128	Boatmen—Salaries ... ..	10 3 3	10 3 3	.....
133	Harbours, Light Houses, and Pilot Department—Contingencies ... ..	739 5 3	739 5 3	.....
596	Erection of Beacons, Port of Newcastle ... ..	200 0 0	.....	200 0 0
175	Provisions to be left on Booby Island, for the relief of Shipwrecked Persons ... ..	3 15 0	3 15 0	.....
185	To meet unforeseen Expenses ... ..	774 1 1	774 1 1	.....
176	For under-running and repairing Moorings at Bellambi ... ..	0 10 0	0 10 0	.....
191	For a Buoy for Wollongong Harbour ... ..	0 2 6	0 2 6	.....
		65,352 14 4	62,466 2 7	2,886 11 9
	<b>No. VI.—SECRETARY FOR LANDS.</b>			
241	Department of Lands—Salaries ... ..	100 10 0	100 10 0	.....
	Occupation of Lands—			
518	Salaries ... ..	156 18 0	156 18 0	.....
528	Contingencies ... ..	483 4 7	483 4 7	.....
	Immigration Department—			
287	Salaries ... ..	0 8 4	0 8 4	.....
458	Contingencies ... ..	209 18 10	209 18 10	.....
	Gold Fields—			
584	Salaries ... ..	1,107 13 6	1,085 13 6	22 0 0
605	Contingencies ... ..	4,132 3 7	4,108 6 7	23 17 0
308	Management of Alpacas ... ..	1 5 0	1 5 0	.....
635	Coal Fields—Contingencies ... ..	83 16 0	83 16 0	.....
	Botanic Gardens—			
321	Contingencies ... ..	254 12 2	104 1 8	150 10 6
631	Library ... ..	217 8 6	.....	217 8 6
317	Domain—Salaries ... ..	4 4 0	4 4 0	.....
641	Improvement of Hyde Park ... ..	212 3 3	.....	212 3 3
9	For the Construction and Maintenance of Subordinate Roads—undistributed ... ..	725 1 3	725 1 3	.....
9	Metropolitan Roads ... ..	109 7 2	.....	109 7 2
627	Northern Roads ... ..	2,682 14 11	.....	2,682 14 11
679	Southern Roads ... ..	2,112 2 8	.....	2,112 2 8
653	Western Roads ... ..	3,515 19 5	.....	3,515 19 5
713	For Minor Bridges and Roads not classified ... ..	1,488 10 4	1,032 0 4	456 10 0
63	Punt at Raymond Terrace ... ..	85 15 5	85 15 5	.....
64	Punt at Wiseman's Ferry ... ..	11 12 8	11 12 8	.....
65	Punt for the Hawkesbury River, between Pitt Town and Wilberforce ... ..	7 0 0	7 0 0	.....
66	To provide a Boat for crossing the River at Bundarra ... ..	7 0 0	7 0 0	.....
	Carried forward ... ..	£ 17,709 9 7	8,206 16 2	9,502 13 5
	Carried forward ... ..	£ 106,873 18 7	95,690 4 6	11,183 14 1

## STATEMENT—continued.

Appropriation Ledger Folio.	PARTICULARS.	Balances, 30th September, 1865.			Authorized to be Written off.			Balances retained as Liabilities.		
		£	s.	d.	£	s.	d.	£	s.	d.
	<b>1864—SERVICES—continued.</b>									
	Brought forward ... ..	106,873	18	7	95,690	4	6	11,183	14	1
	<b>No. VI.—SECRETARY FOR LANDS—continued.</b>									
	Brought forward ... ..	17,709	9	7	8,206	16	2	9,502	13	5
67	Bridge over South Creek, on Road from Blacktown to Richmond ... ..	72	4	8	72	4	8	.....		
70	Bridge over Dillon's Creek, on Road from Albury to Howlong ... ..	187	0	0	.....			187	0	0
71	Bridge over Hendrie's Creek, on same Road ... ..	267	0	0	.....			267	0	0
725	Completion of Road from Randwick to junction of Long Bay and Botany Roads ... ..	375	4	10	.....			375	4	10
75	Bridge over Vale Creek, on Road from Bathurst to Rockley ... ..	70	10	5	70	10	5	.....		
76	Alignment Posts for Towns ... ..	487	17	9	487	17	9	.....		
237	To meet Expense of fencing Public Roads where proclaimed through enclosed lands ... ..	34	13	6	28	10	6	6	3	0
79	Amount paid by A. M'Kenzie, on account of Bulli Parish Road ... ..	0	6	11	0	6	11	.....		
80	Construction of a Bridge at Nundle ... ..	115	4	3	.....			115	4	3
81	For fencing that portion of the Road from Appin to Wilton which passes through John Bray's enclosed land ... ..	0	10	0	0	10	0	.....		
82	Punt, River Darling, at Walgett ... ..	300	0	0	.....			300	0	0
84	Fencing Road from P. Kelly's 22 acres to Bridge over Tumut ... ..	20	0	0	.....			20	0	0
85	Fencing Road from Nowra to Terrara ... ..	107	0	0	.....			107	0	0
86	Fencing Road from Wingecarribee Swamp to Comer's Flat, Mittagong ... ..	11	0	0	.....			11	0	0
87	Fencing Road from Goorangoola to Main North Road at Camberwell ... ..	110	0	0	0	18	2	109	1	10
88	Punt and Boat for Bomadary Ferry ... ..	70	0	0	25	0	0	45	0	0
89	Punt for Hunter River, between Lushintyre and Lochinvar ... ..	15	19	0	15	19	0	.....		
90	Punt and Approaches at Five Dock ... ..	115	10	0	108	10	0	7	0	0
91	Punt and Approaches at Iron Cove Creek ... ..	95	14	0	88	14	0	7	0	0
94	Road from Randwick Road, near the Racecourse, to Botany Road ... ..	1,829	18	3	1,829	18	3	.....		
97	Bridge at Talbragar, on Road from Mudgee to Coolah	570	2	4	.....			570	2	4
98	Approaches to proposed Bridge over Cox's River at Glenroy ... ..	200	0	0	.....			200	0	0
538	Aborigines ... ..	248	12	3	248	12	3	.....		
104	Compensation to J. M. Gray, for deficiency in Land	0	11	6	0	11	6	.....		
105	To purchase a Site for a Mechanics' Institute at Yass	250	0	0	.....			250	0	0
115	To meet the Expense of carrying out the Scab in Sheep Act, 1863 ... ..	3,333	11	8	3,333	11	8	.....		
120	To meet the Expense of carrying out the Cattle Export Act of 1864 ... ..	197	18	8	197	18	8	.....		
121	Fencing General Cemetery at Inverell ... ..	50	0	0	.....			50	0	0
125	Erection of Toll House at Botany ... ..	10	12	3	10	12	3	.....		
699	Fencing the old Public Cemetery at Forbes ... ..	35	0	0	.....			35	0	0
700	Fencing Cemetery at Forbes (new ground) ... ..	100	0	0	.....			100	0	0
694	Fencing Road from Singleton to Belford ... ..	264	0	0	.....			264	0	0
614	Fencing Road from Blandford to Box Tree Flat ... ..	18	4	0	.....			18	4	0
697	Bridge over Wyong Creek ... ..	200	0	0	.....			200	0	0
698	Compensation to James Backhouse, for damage to his property by an alteration of the Great Western Road ... ..	10	0	0	.....			10	0	0
579	Compensation for Land taken at Jugiong, for the formation of Audley-street ... ..	1	10	0	.....			1	10	0
		27,485	5	10	14,727	2	2	12,758	3	8
	Carried forward ... ..	£ 134,359	4	5	110,417	6	8	23,941	17	9

## STATEMENT—continued.

Appropriation Ledger Folio.	PARTICULARS.	Balances, 30th September, 1865.	Authorized to be Written off.	Balances retained as Liabilities.
		£ s. d.	£ s. d.	£ s. d.
	<b>1864—SERVICES—continued.</b>			
	Brought forward ....	134,359 4 5	110,417 6 8	23,941 17 9
	<b>No. VII.—SECRETARY FOR PUBLIC WORKS.</b>			
	Department of Public Works—			
329	Salaries .....	359 12 1	359 12 1	.....
328	Contingencies .....	128 10 1	128 10 1	.....
328	Railways—			
334	General Establishment—Contingencies .....	95 18 8	95 18 8	.....
336	Valuation of Land—Contingencies .....	56 8 0	56 8 0	.....
533	Works in progress—Salaries .....	175 0 0	175 0 0	.....
534	Do. Contingencies .....	2,249 6 4	2,249 6 4	.....
531	Working Expenses—Existing Lines .....	1 14 11	.....	1 14 11
	Harbours and River Navigation—			
349	Engineer's Department—Salaries .....	0 18 3	0 18 3	.....
350	Do. Contingencies .....	41 16 6	41 16 6	.....
353	Steam Dredge "Hunter"—Salaries .....	75 7 9	75 7 9	.....
548	Do. Contingencies .....	0 0 1	0 0 1	.....
357	Steam Dredge "Hercules"—Salaries .....	5 3 8	5 3 8	.....
358	Do. Contingencies .....	5 11 1	5 11 1	.....
361	Steam Dredge "Pluto"—			
359	Salaries .....	279 15 11	279 15 11	.....
362	Contingencies .....	437 18 0	437 18 0	.....
	Steam Dredge, Newcastle—			
363	Salaries .....	750 17 7	750 17 7	.....
364	Contingencies .....	113 5 10	113 5 10	.....
	Steam Cranes, Newcastle—			
367	Salaries .....	541 14 4	541 14 4	.....
623	Contingencies .....	425 9 8	425 9 8	.....
701	Preliminary Harbour Surveys .....	98 14 9	98 14 9	.....
129	Sea Wall, Botanical Gardens .....	1,345 15 10	1,345 15 10	.....
131	Moorings at Tathra .....	137 8 1	137 8 1	.....
132	Towards Survey and Improvement of Murrumbidgee and Darling Rivers .....	2,178 0 0	.....	2,178 0 0
133	For clearing obstructions to the Navigation of Eurocka Creek .....	50 0 0	.....	50 0 0
134	Wharf, Casino .....	50 0 0	.....	50 0 0
135	Punt for the Hunter River, at Singleton .....	15 1 1	.....	15 1 1
139	Alterations to old Flood Gate at Dam, Cook's River Colonial Architect—	101 6 0	101 6 0	.....
373	Salaries .....	730 10 7	730 10 7	.....
550	Contingencies .....	230 0 0	228 10 0	1 10 0
	Fortifications—			
621	Salaries .....	8 3 4	8 3 4	.....
376	Contingencies .....	20 7 7	20 7 7	.....
644	Ordinary Repairs, Alterations, and Additions to Public Buildings generally .....	394 15 4	277 8 1	117 7 3
606	Furniture and Fittings for Public Offices generally .....	1,000 9 1	957 13 1	42 16 0
156	Repairs to Military Barracks and Buildings .....	652 6 7	652 6 7	.....
150	Lighting Government Lamps in Streets of Sydney .....	105 12 0	105 12 0	.....
633	Lighting Lamps, sweeping Chimneys, &c., Victoria Barracks .....	24 11 3	24 11 3	.....
598	For providing Materials and Implements for employment of Prisoners .....	523 18 11	519 4 2	4 14 9
161	Gaols, Court Houses, and Lock-ups .....	7,292 12 4	.....	7,292 12 4
165	Supply of Coffins for Paupers .....	241 9 6	241 9 6	.....
167	Erection of Central Building, Sydney Gaol .....	2,000 0 0	.....	2,000 0 0
168	New Entrance Gates, Botanic Gardens .....	100 0 0	.....	100 0 0
169	Lighting Victoria Barracks with Gas, and Repairs to Military and Volunteer Buildings .....	926 5 9	926 5 9	.....
171	Enlarging Shell Room and extending Shed at Jetty, Gunpowder Magazine, Goat Island .....	390 0 0	.....	390 0 0
172	Fencing Cemetery at Turattā .....	150 0 0	150 0 0	.....
	Carried forward ...	£ 24,511 16 9	12,268 0 5	12,243 16 4
	Carried forward ...	£ 134,359 4 5	110,417 6 8	23,941 17 9



STATEMENT—continued.

Appropriation Ledger Folio.	PARTICULARS.	Balances, 30th September, 1865.	Authorized to be Written off.	Balances retained as Liabilities.
		£ s. d.	£ s. d.	£ s. d.
	<b>1864—SERVICES—continued.</b>			
	Brought forward	134,359 4 5	110,417 6 8	23,941 17 9
	<b>No. VII.—SECRETARY FOR PUBLIC WORKS</b>			
	<i>—continued.</i>			
	Brought forward	24,511 16 9	12,268 0 5	12,243 16 4
173	Additions to Telegraph and Post Office, Armidale	200 0 0	200 0 0	.....
174	To provide for outstanding Claims for Work and Materials for Darlinghurst Gaol	1 0 2	1 0 2	.....
639	Repairs to Tower, &c., Government House	204 10 1	.....	204 10 1
176	Padded Cells for Lunatics, Darlinghurst Gaol	83 12 2	83 12 2	.....
177	Erection of a Parliamentary Stand in Domain	6 8 0	6 8 0	.....
186	Airing Yard and Sentry Boxes, Darlinghurst Gaol	62 2 10	62 2 10	.....
179	Painting and White-washing at Government House	2 1 1	2 1 1	.....
180	New Carpet for State Dining-room, and repairs to Furniture, Government House	13 1 8	.....	13 1 8
638	Additions, Gaol, Parramatta	24 15 4	24 15 4	.....
182	Residence for Master of Benevolent Asylum, Liverpool	550 0 0	.....	550 0 0
702	Alterations to Benevolent Asylum, Liverpool	4,100 0 0	.....	4,100 0 0
183	Matron's Quarters, Lunatic Asylum, Parramatta	175 0 0	.....	175 0 0
184	Store, Stable, Dead House, &c., Lunatic Asylum, Parramatta	350 0 0	.....	350 0 0
612	Rebuilding Wall, Lunatic Asylum, Parramatta	44 12 0	44 12 0	.....
185	For enlarging the accommodation for printing Postage Stamps and Railway Tickets	10 0 0	10 0 0	.....
705	Fencing Cemetery, Parramatta	4 8 0	4 8 0	.....
706	Residence for Signal Master, South Head	900 0 0	.....	900 0 0
721	Furniture for Government House	166 14 6	166 14 6	.....
707	Erection of Wall, Sydney Gaol	898 5 10	.....	898 5 10
711	Fencing the Court House and Gaol, Deniliquin	96 0 0	.....	96 0 0
	<b>Roads and Bridges—</b>			
	<b>General Establishment—</b>			
379	Salaries	36 5 0	36 5 0	.....
610	Contingencies	7 11 5	.....	7 11 5
382	Field Establishment	51 2 1	51 2 1	.....
	<b>Construction and Maintenance of Roads—</b>			
190	Main North Road	1 0 3	1 0 3	.....
671	Main South Road	31 7 0	31 7 0	.....
198	Main West Road	1 0 0	1 0 0	.....
201	Road from John-street to Railway Bridge, Singleton	980 10 0	.....	980 10 0
202	Approach to Railway Station	150 0 0	150 0 0	.....
206	Approach to Lochinvar Station	6 15 4	6 15 4	.....
208	Repairs to, and Painting of, Bridges	4 7 0	4 7 0	.....
209	Constructing and repairing Toll-bars	20 5 0	20 5 0	.....
210	Bridge over Billabong Creek, at Wanganella, between Hay and Deniliquin	83 2 2	83 2 2	.....
211	Bridge over Billabong Creek, at Moulamein	95 4 6	95 4 6	.....
573	Approach to Railway Station, Branxton	0 12 0	0 12 0	.....
572	Approach to Railway Station, Morpeth	4 10 9	4 10 9	.....
636	Punt at Tabulam	190 0 0	.....	190 0 0
563	For repair of damage to Bridges on the Clyde River Road	1 1 8	1 1 8	.....
635	Bridge over Christmas Creek	2 5 7	2 5 7	.....
	<b>Electric Telegraphs—</b>			
	<b>Establishment—</b>			
385	Salaries	1,528 5 11	1,528 5 11	.....
618	Contingencies	320 2 0	320 2 0	.....
652	Working Expenses	1,013 18 6	1,012 10 6	1 8 0
	<b>Fitz Roy Dock Establishment—</b>			
395	Salaries	67 16 3	67 16 3	.....
400	Contingencies	1,193 9 3	793 9 3	400 0 0
637	Gratuity to Mrs. Trader	187 10 0	.....	187 10 0
		£ 38,382 10 1	17,084 16 9	21,297 13 4
	<b>GRAND TOTAL</b>	£ 172,741 14 6	127,502 3 5	45,239 11 1

The Treasury, New South Wales,  
Sydney, 10th November, 1865.

JAMES THOMSON,  
Accountant.

## D 2.

STATEMENT shewing the AMOUNT due from the proceeds of TREASURY BILLS issued in 1865 under 27 Vic., No. 8, in Repayment of Advances from the Consolidated Revenue Fund to 31st December, 1864, on account of 1863 and PREVIOUS YEARS' SERVICES in excess of funds available for the purpose.

	£	s.	d.
Overdraft on the Consolidated Revenue Fund on 31st December, 1863, as per Cash Book ... ..	67,014	11	6
<i>Less—</i>			
Amount recovered in 1864 from the Government of New Zealand, on account of Advances from the Consolidated Revenue in 1863 ...	4,050	0	0
	62,964	11	6
Amount of Payments on account of Services of 1863 and Previous Years, from 1st January, 1864, to 30th September, 1865, as per No. 1 Account Current, page 5 ... ..	304,937	1	0
<i>Less—</i>			
Payments made from 1st January to 30th September, 1865, as per Statement marked E 2, page 43 ....	31,753	10	0
	273,183	11	0
<i>Deduct—</i>			
Proceeds of Treasury Bills sold and advanced upon during the year 1864, as per Statement marked A 2, page 23 ... ..	270,543	4	5
	336,148	2	6
AMOUNT DUE ... ..	£ 65,604	18	1

*The Treasury, New South Wales,  
Sydney, 10th November, 1865.*

JAMES THOMSON,  
Accountant.

## E 2.

STATEMENT of PAYMENTS on account of SERVICES of 1863 and PREVIOUS YEARS, from 1st January to 30th September, 1865.

Appropriation Ledger Folio.	SERVICE.	AMOUNT.	TOTAL.
		£ s. d.	£ s. d.
	<b>1860.</b>		
750	Police Services ... ..	2 10 0	
511	Postage ... ..	0 1 0	
519	Survey of unproclaimed portions of Main Roads ... ..	9 9 0	
495	Rewards for discovery of New Gold Fields ... ..	200 0 0	
510	Repairs to Mint Buildings ... ..	7 3 10	
			219 3 10
	<b>1861.</b>		
728	Police Services ... ..	7 10 0	
647	Gold Fields—Contingencies ... ..	2 12 0	
477	Minor Bridges and Roads not classified ... ..	1 10 0	
351	Fencing Road from Raymond Terrace to Seaham and Clarence Town Road ... ..	168 11 3	
405	Casual Repairs to Public Buildings generally ... ..	4 2 0	
463	Additional Cells, Maitland Gaol ... ..	438 10 3	
			622 15 6
	<b>1862.</b>		
715	Police Services ... ..	44 4 3	
712	Observatory—Salaries ... ..	62 10 0	
719	Medical Attendance on, and Medicines for, Paupers at Lambing Flat ... ..	83 2 0	
717	District Courts—Salaries ... ..	18 0 0	
	Coroners—Contingencies ... ..	1 3 9	
510	Post Office—Salaries ... ..	3 0 0	
514	Electric Telegraph—Working Expenses ... ..	20 1 8	
363	Subordinate Roads—Western ... ..	14 10 6	
430	Subordinate Roads—Vote of £24,000 ... ..	9 2 0	
433	Minor Bridges and Roads not classified ... ..	2 10 3	
347	General Cemetery, Haslem's Creek ... ..	63 0 10	
386	Bridge over the Paterson, at Clark's Crossing Place ... ..	0 10 6	
403	Bridge over the Billibong, at Wanganella ... ..	344 15 0	
390	Bridge at Tenterfield ... ..	500 0 0	
380	Bridge over Upper Tumut ... ..	39 1 8	
391	Bridge over the Macquarie at Dubbo ... ..	2,084 3 2	
407	Court Houses, Lock-ups, and Gaols in the Country Districts ... ..	1,233 4 0	
			4,522 19 7
	<b>1863.</b>		
589 } & } 597 }	Police Services ... ..	704 5 1	
607	Gaol, Sydney—Contingencies ... ..	150 1 2	
606	Gaol, Mudgee—Contingencies ... ..	96 1 6	
605	Hulk "Harmony"—Contingencies ... ..	97 10 0	
632	Penal Establishment—Contingencies ... ..	9 6 2	
643	Roman Catholic Orphan School—Contingencies ... ..	410 10 0	
637	Observatory—Salaries ... ..	150 0 0	
633	Lunatic Asylum, Tarban Creek—Contingencies ... ..	3 12 0	
	Carried forward ... ..	£ 1,621 5 11	
	Carried forward... ..		£ 5,364 18 11

## STATEMENT—continued.

Appropriation Ledger Folio.	SERVICE.	AMOUNT.	TOTAL.
		£ s. d.	£ s. d.
	1863—continued.		
	Brought forward ... ..		5,364 18 11
	Brought forward... ..	1,621 5 11	
639	Vaccine—Salaries ... ..	26 12 0	
645	Asylums for Infirm and Destitute ... ..	1 1 0	
658	Election Expenses ... ..	3 0 0	
669	Coroners—Contingencies ... ..	16 17 3	
667	Quarter Sessions—Contingencies ... ..	2 17 2	
405	Post Office—Salaries ... ..	53 5 0	
467	Conveyance of Stores ... ..	0 15 0	
465	Stores and Stationery ... ..	2 19 6	
404	Gold Receivers ... ..	10 0 0	
425	Harbours, Light Houses, and Pilot Department—Contingencies ... ..	100 0 0	
516	Postage of Public Departments ... ..	2 17 10	
430	Swinging Moorings for adjusting Ships' Compasses ... ..	180 5 7	
433	Survey of Lands ... ..	1,387 10 9	
479	Commission to Land Agents and others, and for Advertising ... ..	134 13 10	
475	Assisted Immigration ... ..	11,598 11 7	
441	Gold Fields—Salaries ... ..	125 0 0	
448	Botanic Gardens—Lodge ... ..	40 0 0	
	Subordinate Roads—		
220	Northern... ..	407 19 6	
231	Southern ... ..	39 14 3	
225	Western ... ..	94 11 6	
	Balance of Vote ... ..	385 5 4	
243	For Minor Bridges and Roads not classified ... ..	291 6 9	
451	Aborigines ... ..	20 0 0	
247	Formation of Streets through Crown Lands, Sydney ... ..	65 0 0	
301	Towards Survey and Improvement of Murrumbidgee and Darling Rivers ... ..	214 18 8	
286	Casual Repairs to Public Buildings generally ... ..	12 9 10	
317	Erection of Post Offices in connection with Telegraph Stations- ... ..	633 6 8	
324	Additions to Benevolent Asylum, Liverpool ... ..	36 0 7	
310	Additions to Lunatic Asylum, Parramatta ... ..	2 3 11	
293	a Gols, Court Houses, and Lock-ups, Country Districts... ..	1,874 8 6	
276	Construction and Maintenance—Main North Road ... ..	100 0 0	
281	Mudgee Road ... ..	25 14 0	
293	Fitz Roy Dry Dock Establishment—Contingencies ... ..	185 15 11	
275	Gunpowder Magazine, Spectacle Island ... ..	4,226 1 11	
314	Police Stations ... ..	5 14 0	
305	Additions, Government Printing Office ... ..	45 11 0	
471	Fencing Cemetery at Parramatta ... ..	100 0 0	
303	Fencing Kempsey and Frederickstown Cemetery ... ..	50 0 0	
305	Punt at Tabulam ... ..	60 0 0	
326	Punt and Approaches, Ghinny Ghinny Creek ... ..	200 0 0	
341	Punt at Kempsey ... ..	395 18 4	
254	Repairs, &c., to Wharfs, Bridges, &c. ... ..	264 13 11	
273	Wharf, Casino ... ..	189 17 0	
342	Bridge over the Lachlan, at Forbes ... ..	396 19 6	
335	Bridge over the River Apsley, at Walcha ... ..	648 18 11	
283	Fitz Roy Bridge, Goulburn ... ..	108 8 8	
			26,388 11 1
	TOTAL... ..	£	31,753 10 0

The Treasury, New South Wales,  
Sydney, 10th November, 1865.

JAMES THOMSON,  
Accountant.

No. 3.

---

ACCOUNT CURRENT

OF THE

CONSOLIDATED REVENUE FUND

OF

NEW SOUTH WALES,

FOR

1865.

---



3.

Revenue Fund.

AND ESTIMATED EXPENDITURE, FOR THE YEAR 1865.

Cr.

No.	PARTICULARS.	AMOUNT.	TOTAL.
		£ s. d.	£ s. d.
1	By AMOUNT OF ACTUAL REVENUE AND RECEIPTS to 30th September last, as per Statement marked A 4, page 56	1,150,053 0 0	
2	,, AMOUNT OF ESTIMATED REVENUE, from 1st October to 31st December, as per same	597,219 0 0	
	<i>Less</i> —Amount refunded from the Loans' Account, included in the Actual Revenue and Receipts to 30th September, for the following payments temporarily made from the Consolidated Revenue Fund in 1864, viz. :—	1,747,272 0 0	
	Reclamation of Woolloomooloo Bay ... .. 2,962 13 10		
	Dwarf Wall, &c., Domain ... 250 0 0		
	3,212 13 10		
	Advances refunded and carried to the Credit of Votes, from 1st January to 30th September, 1865 ... 3,551 16 8		
		6,764 10 6	
3	,, AMOUNTS APPROPRIATED for the Service of 1865, estimated not to be required for expenditure, as per Statement marked A 3, page 49		1,740,507 9 6
			142,036 19 6
4	,, BALANCE, being estimated Deficiency		22,313 6 7
	TOTAL	£	1,904,857 15 7

SAUL SAMUEL,  
Treasurer.





**A 3.**

STATEMENT of APPROPRIATIONS for the Service of 1865, estimated not to be required for Expenditure.

PARTICULARS.	AMOUNT.	TOTAL.
<b>No. I.—SCHEDULES.</b>		
	£ s. d.	£ s. d.
Schedule A and Supplement	796 13 2	
Schedule B and Supplement	456 11 8	
Schedule C	2,011 1 2	3,264 6 0
<b>No. II.—EXECUTIVE AND LEGISLATIVE.</b>		
His Excellency the Governor	200 0 0	
The Legislative Council	182 9 7	
The Legislative Assembly	681 3 8	
The Legislative Council and Assembly	98 6 8	1,161 19 11
<b>No. III.—CHIEF SECRETARY.</b>		
Chief Secretary	100 0 0	
Military Allowance	6,191 0 0	
Volunteers	200 0 0	
Naval Brigade	800 0 0	
Gaols	6,100 0 8	
Penal Establishment	322 15 6	
Lunatic Asylums—		
Tarban Creek	900 0 0	
Parramatta	294 16 1	
Auditor General	200 0 0	
Registrar General	375 0 0	
Protestant Orphan School	105 0 0	
Charitable Allowances	500 0 0	
Miscellaneous—		
Expenses attending the preparation of Electoral Lists	200 0 0	
For defraying expenses of the Returning Officers of the several Electoral Districts	200 0 0	
Burials of Destitute persons in cases where Inquests are not held	150 0 0	
Maintenance of deserted Children, Paupers taken charge of for protection, Expenses of transmission, &c.	250 0 0	
		16,888 12 3
<b>No. IV.—ADMINISTRATION OF JUSTICE.</b>		
Law Officers of the Crown	63 17 9	
Supreme and Circuit Courts	350 0 0	
Sheriff	746 4 5	1,160 2 2
<b>No. V.—TREASURER AND SECRETARY FOR FINANCE AND TRADE.</b>		
Treasury	325 0 0	
Customs	870 10 0	
Colonial Distilleries and Refineries	588 5 7	
Sydney Branch of the Royal Mint	600 0 0	
Post Office—Conveyance of Mails, Salaries, &c.	11,523 14 1	
Money Order Department	286 1 3	
Quarantine	318 0 0	
Harbors, Light-houses, and Pilot Department	737 0 0	
Miscellaneous—Unforeseen Expenses	800 0 0	
		16,048 10 11
Carried forward	£ .....	38,523 11 3

## STATEMENT—continued.

PARTICULARS.	AMOUNT.	TOTAL.
	£ s. d.	£ s. d.
Brought forward ... ..		38,523 11 3
No. VI.—SECRETARY FOR LANDS.		
Occupation of Lands ... ..	128 0 2	
Immigration Department ... ..	420 3 10	
Gold Fields ... ..	500 0 0	
Coal Fields ... ..	133 6 8	
Botanic Gardens ... ..	50 0 0	
Government Domains and Hyde Park ... ..	100 0 0	
For sinking Wells, so as to render practicable the route from the Darling to the Lachlan, and to the Warrego... ..	2,500 0 0	
		3,831 10 8
No. VII.—SECRETARY FOR PUBLIC WORKS.		
Harbors and Rivers Navigation—		
Engineer's Department ... ..	127 5 2	
Steam Dredges ... ..	1,086 8 2	
Steam Cranes ... ..	824 0 0	
Harbor Surveys ... ..	85 0 0	
Landing Silt ... ..	200 0 0	
Repairs to Glebe Island Road ... ..	82 16 6	
Incidental Expenses to Wharfs, Bridges, &c. ... ..	300 0 0	
Repairs to Cook's River Dam ... ..	70 0 0	
Public Works and Buildings—		
Furniture and Fittings for Public Offices ... ..	500 0 0	
Repairs to Military Buildings ... ..	250 0 0	
Lighting Lamps, sweeping Chimneys, &c., Victoria Barracks ... ..	50 0 0	
Coffins for Paupers ... ..	100 0 0	
Roads and Bridges—General Establishment		
Main Roads—		
Northern Road ... ..	6,773 11 0	
Southern Road ... ..	16,872 3 5	
Western Road ... ..	1,500 0 0	
Road, Clarence River to Great Northern Road ... ..	5,750 0 0	
Mudgee Road ... ..	1,500 0 0	
Contingent Works on Minor Roads and Bridges, &c. ... ..	1,900 0 0	
Repairs to Bridges ... ..	1,800 0 0	
Constructing and repairing Toll-bars ... ..	300 0 0	
Minor Roads ... ..	16,588 12 7	
Bridge, Cox's Creek ... ..	667 0 0	
Do. Breeza ... ..	467 0 0	
Do. Grawan Creek ... ..	200 0 0	
Do. Carlisle Gully and Kentucky ... ..	667 0 0	
Do. over Fawcett's, or Fairy Mount Creek, near Casino ... ..	200 0 0	
Do. over Cedar Party Creek, Manning River ... ..	400 0 0	
Do. on Road, Wagga Wagga to Narrandra ... ..	333 0 0	
Electric Telegraphs ... ..	4,400 0 0	
Fitz Roy Dry Dock Establishment ... ..	585 18 6	
		64,681 17 7
SPECIAL APPROPRIATIONS.		
Interest on Debentures ... ..	30,000 0 0	
Interest on Treasury Bills ... ..	3,000 0 0	
Revenue Refunded ... ..	2,000 0 0	
		35,000 0 0
TOTAL ... ..		£ 142,036 19 6

The Treasury, New South Wales,  
Sydney, 10th November, 1865.

JAMES THOMSON,  
Accountant.

No. 4.

---

ACCOUNT

OF THE

CONSOLIDATED REVENUE FUND OF NEW SOUTH WALES,

SHOWING THE PROPOSED EXPENDITURE IN RELATION TO THE ESTIMATED INCOME,

FOR THE YEAR

1866.

---

No. 4.

Consolidated Revenue Fund.

ACCOUNT CURRENT OF ESTIMATED REVENUE AND EXPENDITURE FOR THE YEAR 1866.

Dr.

Cr.

To	£	s.	d.	By	£	s.	d.
ESTIMATED DEFICIT, 31st December, 1865	22,313	6	7				
CHARGES ON CONSOLIDATED REVENUE FUND:—							
General Services	1,331,717	0	0	ESTIMATED REVENUE for 1866, as per Statement marked A 4, page 53	1,966,504	0	0
Special Appropriations	485,500	0	0				
Provided by Constitutional and Colonial Acts	59,303	0	0	AMOUNT proposed to be raised by LOAN...	728,000	0	0
	1,876,520	0	0				
Amount likely to be required for the Panama Steam Postal Service	20,000	0	0				
	1,896,520	0	0				
CHARGES proposed to be provided for by LOAN...	728,000	0	0				
ESTIMATED BALANCE, 31st December, 1866	47,670	13	5				
	£ 2,694,504	0	0		£ 2,694,504	0	0
				By ESTIMATED BALANCE-brought down	£ 47,670	13	5

The Treasury, New South Wales,  
Sydney, 10th November, 1865.

SAUL SAMUEL,  
Treasurer.

52

## A 4.

ABSTRACT STATEMENT shewing the REVENUE of 1864, the ACTUAL and ESTIMATED REVENUE for 1865, the ORIGINAL ESTIMATE for 1865, and the ESTIMATE for 1866.

	REVENUE OF 1864.	ACTUAL AND ESTIMATED REVENUE FOR 1865.	ORIGINAL ESTIMATE FOR 1865.	ESTIMATE FOR 1866.
	£	£	£	£
Customs...	538,446	628,281	644,000	710,000
Duty on Refined Sugar and Molasses	15,900	15,163	25,000	18,000
Duty on Spirits distilled in the Colony	10,085	20,347	25,000	25,000
Gold Revenue	26,561	30,807	31,000	30,000
Mint Receipts	26,896	24,064	26,000	24,000
Land Revenue	307,128	516,501	636,433	539,800
Assessment on Sheep under Scab Act	9,631	14,009	8,000	12,550
Fees on Inspection of Cattle	368	489	300	450
Postage	67,722	68,663	72,000	75,000
Money Orders' Commission	1,201	1,446	1,600	1,400
Licenses	74,866	77,234	75,000	76,620
Fees of Office	24,331	25,466	28,475	26,215
Fines and Forfeitures	5,008	6,515	5,250	6,290
Rents, exclusive of Land	26,757	27,953	28,380	32,852
Stamps		37,521	100,000	120,000
Railway Receipts	145,813	163,380	160,000	180,000
Electric Telegraph Receipts	30,753	31,589	33,000	35,000
Pilotage Rates, Harbour Dues, and Fees	17,162	14,549	17,400	14,000
Tonnage Dues	4,792	4,077	4,800	4,275
Rates under Chinese Act	250	410	400	300
Interest on City Debentures	15,000	10,000	10,000	10,000
Miscellaneous	41,866	28,808	22,760	24,752
TOTAL	£ 1,390,536	1,747,272	1,954,798	1,966,504

*The Treasury, New South Wales,  
Sydney, 10th November, 1865.*

SAUL SAMUEL,  
Treasurer.

## REVENUE DETAILED.

	REVENUE OF 1864.	ACTUAL AND ESTIMATED REVENUE FOR 1865.			ORIGINAL ESTIMATE FOR 1865.	ESTIMATE FOR 1866.
		Actual to 30 Sept.	Estimate to 31 Dec.	Total.		
		£	£	£		
<b>CUSTOMS.</b>						
Spirits ... ..	319,399	238,069	80,000	318,069	330,000	330,000
Wine ... ..	22,774	18,383	7,000	25,383	36,000	27,000
Ale and Beer ... ..	8,965	7,345	3,000	10,345	10,000	10,000
Tobacco ... ..	68,000	51,352	17,000	68,352	73,000	80,000
Tea ... ..	45,069	44,519	15,000	59,519	60,000	70,000
Sugar and Molasses ... ..	54,848	46,907	15,000	61,907	70,000	65,000
Coffee and Chicory ... ..	8,999	6,730	2,500	9,230	9,000	10,000
Opium ... ..	6,282	5,935	2,000	7,935	6,000	8,000
Murray River Customs ... ..	.....	*21,916	12,500	34,416	50,000	50,000
Other Articles ... ..	4,110	.....	.....	.....	.....	.....
Package Charge ... ..	.....	18,125	15,000	33,125	.....	60,000
	538,446	459,281	169,000	628,281	644,000	710,000
<b>DUTY ON REFINED SUGAR AND MOLASSES...</b>	15,900	11,163	4,000	15,163	25,000	18,000
<b>DUTY ON SPIRITS DISTILLED IN THE COLONY</b>	10,085	15,347	5,000	20,347	25,000	25,000
<b>GOLD REVENUE.</b>						
Duty on Gold ... ..	21,147	15,455	4,750	20,205	21,000	20,000
Fees for Escort and Conveyance of Gold, &c. ... ..	5,414	8,102	2,500	10,602	10,000	10,000
	26,561	23,557	7,250	30,807	31,000	30,000
<b>MINT RECEIPTS</b> ... ..	26,896	19,064	5,000	24,064	26,000	24,000
<b>LAND REVENUE.</b>						
Land Sales ... ..	112,719	99,463	51,000	150,463	200,000	230,000
Balances of Conditional Purchases ... ..	.....	28,494	10,000	38,494	89,333	24,000
Interest on Land Sales to Conditional Purchasers ... ..	.....	4,499	2,500	6,999	8,900	8,000
Rents of Land for Pastoral Purposes ... ..	89,918	.....	.....	.....	.....	.....
Assessment on Runs ... ..	90,433	.....	.....	.....	.....	.....
Rent and Assessment on Pastoral Runs ... ..	.....	91,205	214,000	305,205	320,000	260,000
Fees on Transfer of Runs ... ..	1,112	1,058	224	1,282	1,000	1,200
Quit Rents ... ..	434	682	.....	682	150	600
Survey of Land ... ..	13	.....	.....	.....	250	.....
Licenses to cut Timber and remove Material from Crown Lands ... ..	2,231	2,404	400	2,804	2,500	3,000
Mineral Leases ... ..	928	500	800	1,300	3,000	4,000
Leases of Auriferous Lands ... ..	1,075	575	500	1,075	1,900	1,000
Miners' Rights ... ..	7,226	6,323	850	7,173	7,800	7,000
Business Licenses ... ..	962	800	140	940	1,100	900
Miscellaneous ... ..	77	60	24	84	500	100
	307,128	236,063	280,438	516,501	636,433	539,800
<b>ASSESSMENT ON SHEEP UNDER SCAB ACT</b> ... ..	9,631	13,609	400	14,009	8,000	12,550
<b>FEES ON INSPECTION OF CATTLE</b> ... ..	368	369	120	489	300	450
<b>POSTAGE</b> ... ..	67,722	50,663	18,000	68,663	72,000	75,000
<b>COMMISSION ON MONEY ORDERS</b> ... ..	1,201	1,046	400	1,446	1,600	1,400
Carried forward ... ..	£ 1,003,938	830,162	489,608	1,319,770	1,469,333	1,436,200

\* Spirits ... .. £8,966  
Wine ... .. 806  
Ale and Beer ... .. 319  
Tobacco ... .. 5,688  
Tea ... .. 2,141  
Sugar and Molasses ... .. 3,053  
Coffee and Chicory ... .. 217  
Opium ... .. 8  
Package Charge ... .. 713

£21,916

REVENUE DETAILED—continued.

	REVENUE OF 1864.	ACTUAL AND ESTIMATED REVENUE FOR 1865.			ORIGINAL ESTIMATE FOR 1865.	ESTIMATE FOR 1866.
		Actual to 30 Sept.	Estimate to 31 Dec.	Total.		
		£	£	£		
Brought forward ...	1,003,938	830,162	489,608	1,319,770	1,469,333	1,436,200
<b>LICENSES.</b>						
Wholesale Spirit Dealers ...	5,990	5,050	700	5,750	6,000	6,000
Auctioneers ...	1,435	804	800	1,604	1,600	1,600
Bonded Storekeepers ...	3,597	4,066	1,000	5,066	3,500	4,000
Retail Fermented and Spirituous Liquors	59,764	59,739	1,000	60,739	60,000	61,000
Billiard and Bagatelle Licenses to Pub- licans ...	2,605	2,350	150	2,500	2,500	2,500
Distillers and Rectifiers ...	60	68	2	70	50	70
Hawkers and Pedlers ...	605	693	50	743	500	650
Pawnbrokers ...	280	170	80	250	250	250
Colonial Wine, Cider, and Perry ...	67	75	30	105	200	150
All other Licenses ...	463	307	100	407	400	400
	74,866	73,322	3,912	77,234	75,000	76,620
<b>FEES OF OFFICE.</b>						
Commission to Public Officers ...	16	16	21	37	50	40
Certificate of Naturalization ...	124	142	21	163	200	150
Preparation and Enrolment of Title Deeds	2,249	2,233	650	2,883	2,500	3,000
Registrar General ...	3,169	2,834	900	3,734	4,550	4,200
Prothonotary of Supreme Court ...	2,595	1,704	500	2,204	2,500	2,000
Master in Equity ...	1,103	618	250	868	1,000	900
Curator of Intestate Estates ...	247	193	100	293	300	300
Insolvent Court ...	1,762	1,393	375	1,768	1,500	1,700
Sheriff ...	658	691	275	966	2,200	1,000
District Courts ...	4,896	3,955	1,523	5,478	6,100	5,635
Courts of Petty Sessions ...	2,560	1,894	800	2,694	2,700	2,700
Water Police Court and Shipping Masters	3,455	1,866	700	2,566	3,000	2,570
Steam Navigation Board ...	281	215	80	295	300	300
Court of Claims ...	37	4	4	8	25	10
Under Gold Fields Act ...	45	5	5	10	50	10
Other Fees ...	52	100	50	150	100	150
Slaughtering Fees, Glebe Island Abattoir	1,082	975	374	1,349	1,400	1,550
	24,331	18,838	6,628	25,466	28,475	26,215
<b>FINES AND FORFEITURES.</b>						
Sheriff ...	553	253	275	528	600	1,000
Courts of Petty Sessions ...	3,038	2,559	600	3,159	3,000	3,250
Water Police Court ...	213	161	50	211	300	230
For the Unauthorized Occupation of Crown Lands ...	561	474	126	600	600	600
Crown's Shares of Seizures, &c. ...	56	185	50	235	150	200
Confiscated and Unclaimed Property ...	406	1,578	200	1,778	500	1,000
Other Fines ...	181	2	2	4	100	10
	5,008	5,212	1,303	6,515	5,250	6,290
<b>RENTS, EXCLUSIVE OF LAND.</b>						
Tolls and Ferries ...	21,688	16,628	5,550	22,178	22,360	27,000
Wharfs ...	3,463	3,571	600	4,171	4,140	4,200
Military Canteen ...	52	39	13	52	60	52
Government Buildings and Premises ...	292	53	100	153	150	150
Glebe Island Bridge ...	158	337	112	449	420	500
Glebe Island Abattoir ...	1,104	712	238	950	1,250	950
	26,757	21,340	6,613	27,953	28,380	32,852
<b>STAMPS</b>						
	.....	17,521	20,000	37,521	100,000	120,000
<b>RAILWAY RECEIPTS...</b>						
	145,813	119,319	44,061	163,380	160,000	180,000
<b>ELECTRIC TELEGRAPH RECEIPTS</b>						
	30,753	23,589	8,000	31,589	33,000	35,000
<b>PILOTAGE RATES, HARBOUR DUES AND FEES</b>						
	17,162	11,049	3,500	14,549	17,400	14,000
Carried forward ...	£ 1,328,628	1,120,352	583,625	1,703,977	1,916,838	1,927,177

REVENUE DETAILED—*continued.*

	REVENUE OF 1864.	ACTUAL AND ESTIMATED REVENUE FOR 1865.			ORIGINAL ESTIMATE FOR 1865.	ESTIMATE FOR 1866.
		Actual to 30 Sept.	Estimate to 31 Dec.	Total.		
		£	£	£		
Brought forward ... ..	1,328,628	1,120,352	588,625	1,703,977	1,916,838	1,927,177
<b>TONNAGE DUES.</b>						
Newcastle ... ..	4,686	2,859	1,000	3,859	4,500	4,000
Kiama ... ..	32	58	20	78	100	175
Wollongong ... ..	74	100	40	140	200	100
	4,792	3,017	1,060	4,077	4,800	4,275
<b>RATES UNDER CHINESE ACT</b> ... ..	250	210	200	410	400	300
<b>INTEREST ON CITY DEBENTURES</b> ... ..	15,000	5,000	5,000	10,000	10,000	10,000
<b>MISCELLANEOUS RECEIPTS.</b>						
Sale of Government Property ... ..	9,878	2,724	500	3,224	1,000	3,000
Support of Patients in Lunatic Asylums	1,224	770	250	1,020	760	884
Collections by Government Printer ...	2,471	1,807	600	2,407	2,500	2,500
Payment by the Commissariat towards the support of British Prisoners and Lunatics ... ..	4,149	.....	2,709	2,709	3,000	2,500
Payment towards the support of the Gunpowder Magazine ... ..	65	.....	.....	.....	100	68
Store Rent of Gunpowder ... ..	884	591	250	841	1,200	800
Work performed by prisoners in Gaol...	1,162	688	250	938	1,200	1,000
Fees on presenting Private Bills to the Parliament, and on Letters of Regis- tration ... ..	415	485	25	510	500	500
Interest on Bank Deposits ... ..	11,048	.....	.....	.....	.....	.....
Docking Vessels, Fitz Roy Dry Dock...	1,762	1,940	500	2,440	1,500	2,500
Other Receipts ... ..	7,406	11,719	2,000	13,719	10,000	10,000
Assessment on Sugar Refinery... ..	1,402	750	250	1,000	1,000	1,000
	41,866	21,474	7,334	28,808	22,760	24,752
<b>TOTAL</b> ... ..	£ 1,390,536	1,150,053	597,219	1,747,272	1,954,798	1,966,504

*The Treasury, New South Wales,  
Sydney, 10th November, 1865.*

SAUL SAMUEL,  
Treasurer.



---

---

STATEMENT  
OF THE  
PARTICULARS OF THE PUBLIC DEBT OF THE COLONY,  
ON  
31 OCTOBER, 1865.

---

---

## STATEMENT of the PARTICULARS of the PUBLIC

SERVICES.	AUTHORITY.	AMOUNT AUTHORIZED TO BE RAISED.			AMOUNT OF DEBENTURES AND TREASURY BILLS SOLD.			AMOUNT REALIZED.			BALANCE YET TO RAISE.			
		£	s.	d.	£		s.	d.	£	s.	d.	£	s.	d.
<b>DEBENTURES.</b>														
Loan to the Sydney Railway Company..	16 Vict., No. 39 ..	217,500	0	0	217,500				217,500	0	0	.....		
Sydney Sewerage .. .. .	17 Vic., No. 34 ..	200,000	0	0	209,030				200,000	0	0	.....		
Sydney Water Supply .. .. .	17 Vic., No. 35 ..	200,000	0	0	208,400				200,000	0	0	.....		
Public Works .. .. .	18 Vic., No. 35 ..	178,750	0	0	120,400				121,479	0	0	* 57,271	0	0
Railways .. .. .	18 Vic., No. 40. ..	666,800	0	0	666,800				666,800	0	0	.....		
Public Works .. .. .	19 Vic., Nos. 38 & 40	445,323	0	0	410,500				405,248	6	3	† 40,074	13	9
To pay off Land and Immigration De- bentures .. .. .	20 Vic., No. 1 ..	73,776	0	0	73,700				73,700	10	0	75	10	0
Railways .. .. .	20 Vic., No. 1 ..	200,000	0	0	203,000				199,997	10	0	2	10	0
To pay off Land and Immigration De- bentures .. .. .	20 Vic., No. 16 ..	130,400	0	0	132,300				130,311	0	0	89	0	0
Public Works .. .. .	20 Vic., No. 33 ..	107,717	18	11	112,000				107,717	18	11	.....		
Railways .. .. .	20 Vic., No. 34 ..	300,000	0	0	299,000				300,000	0	0	.....		
To pay off Land and Immigration De- bentures .. .. .	22 Vic., Nos. 25 & 26	145,000	0	0	145,700				145,000	0	0	.....		
Railways and Public Works .. .. .	22 Vic., No. 22 ..	758,500	0	0	760,700				757,862	13	7	637	6	5
Public Works .. .. .	22 Vic., No. 26 ..	11,600	0	0	5,000				4,962	10	0	6,637	10	0
To pay off Debentures due in 1860 ..	23 Vic., No. 5 ..	365,600	0	0	365,600				361,550	0	0	4,050	0	0
Public Works and to pay off Debentures	23 Vic., No. 10 ..	348,223	0	0	348,200				341,084	15	0	7,138	5	0
Railways and Public Works .. .. .	24 Vic., No. 24* ..	113,535	0	0	113,900				112,209	11	6	1,325	8	6
Voluntary and Assisted Immigration ..	24 Vic., No. 26 ..	55,000	0	0	55,500				54,945	16	0	54	4	0
Railways and Public Works .. .. .	25 Vic., No. 19 ..	1,782,370	14	6	1,307,600				1,286,760	5	0	495,610	9	6
Railways and Public Works .. .. .	26 Vic., No. 14 ..	161,832	0	0	.....				.....			161,832	0	0
Public Works .. .. .	27 Vic., No. 14 ..	670,025	12	7	.....				.....			670,025	12	7
To cover Deficit of 1864 and previous years	29 Vic., No. 4 ..	550,000	0	0	.....				.....			550,000	0	0
To pay off Debentures .. .. .	29 Vic., No. 5 ..	300,000	0	0	.....				.....			300,000	0	0
Public Works and Immigration .. .. .	29 Vic., No. 9 ..	219,450	0	0	.....				.....			219,450	0	0
<b>TREASURY BILLS.</b>														
To cover the Deficit of 1863 and pre- vious years .. .. .	27 Vic., No. 8 ..	400,000	0	0	† 398,500				398,849	14	5	1,150	5	7
<b>TOTAL .. .. .</b>		<b>8,601,403</b>	<b>6</b>	<b>0</b>	<b>6,153,330</b>				<b>6,085,979</b>	<b>10</b>	<b>8</b>	<b>2,515,423</b>	<b>15</b>	<b>4</b>

\* £24,271 General Post Office.  
30,000 Defences.  
3,000 Colonial Stores.

£57,271

† £40,000 Affiliated Colleges.

† £100,000 of these Treasury Bills have only been advanced upon by the Bank of New South Wales, as they were to be negotiated by that Institution in England. Sales to the extent of £24,000 had, according to the latest advices, been effected.

*The Treasury, New South Wales,  
Sydney, 10th November, 1865.*

DEBT of the Colony, on 31st October, 1865.

PARTICULARS OF THE SEVERAL ISSUES OF DEBENTURES AND TREASURY BILLS.									
AMOUNT OF EACH ISSUE.	PAID OFF.	OUTSTANDING.	DUE DATES.	RATE OF INTEREST.	ANNUAL INTEREST ON TOTAL LOAN OUTSTANDING FOR EACH SERVICE.	SYNOPSIS OF DUE DATES OF OUTSTANDING DEBENTURES AND TREASURY BILLS.			
						Authority under which issued.	Year when due.	Amount.	Total.
£	£	£			£ s. d.			£	£
17,500	17,500	.....	.....	2½d. & 3¼d. per diem	9,797 19 4	17 Vic., No. 34	1866	{ 97,500 50,700 12,800 139,000 }	300,000
50,000	.....	50,000	Oct., 1873			17 Vic., No. 35			
150,000	.....	150,000	Nov., 1874	18 Vic., No. 35					
25,900	.....	25,900	1 July, 1876	18 Vic., No. 40					
97,500	.....	97,500	1 Jan., 1866	5 per cent. per annum	7,706 10 0	27 Vic., No. 8	1868	.....	398,500
6,730	.....	6,730	Interminable						
24,000	.....	24,000	1 July, 1888						
54,900	54,900	.....	.....						
29,000	29,000	.....	.....						
50,700	.....	50,700	1 Jan., 1866	" 8,970 0 0	8,970 0 0	18 Vic., No. 40	1871	.....	100,000
36,700	.....	36,700	1 July, 1876						
31,000	.....	31,000	Interminable						
61,000	.....	61,000	1 July, 1888			16 Vic., No. 39	1873	{ 50,000 100,000 }	150,000
21,000	21,000	.....	.....			20 Vic., No. 33			
12,800	.....	12,800	1 Jan., 1866	" 4,970 0 0	4,970 0 0	16 Vic., No. 39	1874	.....	150,000
70,200	.....	70,200	1 Jan., 1876						
16,400	.....	16,400	1 July, 1893						
291,800	291,800	.....	.....						
139,000	.....	139,000	1 Jan., 1866	" 18,750 0 0	18,750 0 0	17 Vic., No. 34	1876	{ 25,900 36,700 70,200 133,300 46,200 150,000 70,800 203,000 }	735,800
100,000	.....	100,000	1 Jan., 1871			17 Vic., No. 35			
133,300	.....	133,300	1 Jan., 1876	18 Vic., No. 35					
2,700	.....	2,700	Permanent	18 Vic., No. 40					
46,200	.....	46,200	1876	19 Vic., Nos. 38 & 40					
150,000	.....	150,000	Jan., 1876	" 20,525 0 0	20,525 0 0	19 Vic., Nos. 38 & 40	1888	{ 150,000 70,500 203,000 }	500,000
70,800	.....	70,800	Interminable			20 Vic., No. 1			
136,800	.....	136,800	1 July, 1888			20 Vic., No. 1			
6,700	.....	6,700	1 July, 1891						
70,500	.....	70,500	1 Jan., 1876	" 3,685 0 0	3,685 0 0	17 Vic., No. 34	1888	{ 24,000 61,000 136,800 3,200 10,000 175,000 90,000 }	500,000
3,200	.....	3,200	1 July, 1888			17 Vic., No. 35			
203,000	.....	203,000	1 July, 1876..	19 Vic., Nos. 38 & 40					
				20 Vic., No. 1					
132,300	.....	132,300	Interminable	" 6,615 0 0	6,615 0 0	20 Vic., No. 34		{ 90,000 }	
100,000	.....	100,000	1 Jan., 1873	" 5,600 0 0	5,600 0 0	20 Vic., No. 33	1889	{ 2,000 34,000 145,000 400,000 312,000 }	893,000
10,000	.....	10,000	1 July, 1888			20 Vic., No. 34			
2,000	.....	2,000	1 Jan., 1889	22 Vic., Nos. 25 & 26					
175,000	.....	175,000	1 July, 1888	22 Vic., No. 22					
90,000	.....	90,000	1 July, 1888	" 14,950 0 0	14,950 0 0	22 Vic., No. 22		{ 812,000 }	
34,000	.....	34,000	1 Jan., 1889						
145,000	.....	145,000	1 Jan., 1889	" 7,285 0 0	7,285 0 0	22 Vic., No. 26	1890	{ 5,000 365,600 348,200 }	718,800
700	.....	700	1 July, 1891			23 Vic., No. 5			
400,000	.....	400,000	1 Jan., 1889	23 Vic., No. 10					
312,000	.....	312,000	1 July, 1889	" 38,035 0 0	38,035 0 0	19 Vic., Nos. 38 & 40	1891	{ 6,700 700 25,000 23,700 113,900 55,500 }	225,500
25,000	.....	25,000	1 Jan., 1891			22 Vic., No. 22			
23,700	.....	23,700	1 July, 1891	22 Vic., No. 22					
5,000	.....	5,000	1 July, 1890..	24 Vic., No. 24					
365,600	.....	365,600	1 Jan., 1890..	" 18,280 0 0	18,280 0 0	24 Vic., No. 24		{ 113,900 55,500 }	
348,200	.....	348,200	1 July, 1890..	" 17,410 0 0	17,410 0 0	24 Vic., No. 26			
113,900	.....	113,900	1 July, 1891..	" 5,695 0 0	5,695 0 0				
55,500	.....	55,500	1 July, 1891..	" 2,775 0 0	2,775 0 0	25 Vic., No. 19	1892	.....	1,307,600
1,307,600	.....	1,307,600	1 Jan., 1892..	" 65,380 0 0	65,380 0 0	18 Vic., No. 35	1893	.....	16,400
						17 Vic., No. 34	Interminable or payable at the option of the Government in 1882 or afterwards.	{ 6,730 31,000 70,800 132,300 }	240,830
						17 Vic., No. 35			
						19 Vic., Nos. 38 & 40			
						20 Vic., No. 16			
						18 Vic., No. 40	Permanent	.....	2,700
398,500	.....	398,500	1 Jan., 1868..	6 per cent. per annum	23,910 0 0				
6,153,330	414,200	5,739,130			290,739 9 4				5,739,130

MEMORANDUM of Debentures transmitted to London for negotiation, for which no Account Sales have been received at this date:—

In the hands of the Oriental Bank Corporation, London—		
Issued under 25 Vic., No. 19	.....	£ 318,900
" 26 Vic., No. 14	.....	162,000
" 29 Vic., No. 4	.....	400,000
" 29 Vic., No. 5	.....	300,000
		1,180,900
In the hands of the Bank of New South Wales, London—		
Issued under 25 Vic., No. 19	.....	155,800
In all	.....	£ 1,336,700

JAMES THOMSON,  
Accountant.

STATEMENT of the PUBLIC REVENUE of the Colony of New South Wales (exclusive of Loans and Special Accounts), from 1850 to 1865 inclusive.

	1850.	1851.	1852.	1853.	1854.	1855.	1856.	1857.	1858.	1859.	1860.	1861.	1862.	1863.	1864.	1865.
Customs .. .. .	142,819	153,541	217,021	354,938	405,721	421,736	471,401	533,105	557,298	611,875	555,104	585,312	609,373	616,009	538,446	628,281
Duty on Refined Sugar and Molasses .. .. .	.....	.....	.....	.....	.....	.....	.....	.....	.....	.....	.....	.....	.....	14,587	15,900	15,163
Duty on Spirits distilled in the Colony .. .. .	2,850	7,210	18,211	28,755	35,550	51,616	51,075	63,478	50,955	54,627	44,129	38,514	35,643	35,651	10,085	20,347
Gold Revenue .. .. .	.....	.....	.....	54,281	27,786	27,587	35,156	29,374	43,103	47,169	55,877	65,351	87,890	44,370	26,561	30,807
Mint Receipts .. .. .	.....	.....	.....	.....	.....	5,407	12,556	10,841	18,148	13,963	21,629	22,568	32,307	23,603	26,896	24,064
Land Revenue .. .. .	75,389	110,121	76,719	259,370	374,717	321,468	245,555	273,883	402,473	477,892	312,869	384,331	410,770	371,270	307,128	516,501
Assessment on Stock .. .. .	16,716	16,473	16,101	136	36	4	31,357	31,241	330	.....	.....	.....	.....	.....	.....	.....
Assessment on Sheep under Scab Act .. .. .	.....	.....	.....	.....	.....	.....	.....	.....	.....	.....	.....	.....	.....	.....	9,631	14,009
Fees on Inspection of Cattle .. .. .	.....	.....	.....	.....	.....	.....	.....	.....	.....	.....	.....	.....	.....	.....	368	489
Postage .. .. .	13,646	18,252	18,174	20,380	24,128	24,902	29,459	36,289	39,954	43,679	45,636	48,168	56,305	57,742	67,722	68,663
Money Orders Commission .. .. .	.....	.....	.....	.....	.....	.....	.....	.....	.....	.....	.....	.....	.....	567	1,201	1,446
Licenses .. .. .	29,563	30,084	33,751	37,822	40,335	42,662	49,711	65,723	69,404	69,421	63,349	71,859	74,003	74,697	74,866	77,234
Auction Duty .. .. .	3,583	2,338	2,812	500	.....	.....	.....	.....	.....	.....	.....	.....	.....	.....	.....	.....
Fees of Office .. .. .	10,805	8,330	8,543	11,184	17,060	20,856	26,403	29,242	26,824	27,102	26,385	25,963	24,631	25,662	24,331	25,466
Fines and Forfeitures .. .. .	2,550	3,335	5,339	6,527	7,485	9,412	9,713	8,113	8,102	5,859	4,397	3,815	4,001	5,270	5,008	6,515
Rents exclusive of Land .. .. .	4,363	3,518	5,134	5,074	9,412	8,539	63,321	11,155	12,189	18,739	18,218	20,208	22,676	22,860	26,757	27,953
Stamps .. .. .	.....	.....	.....	.....	.....	.....	.....	.....	.....	.....	.....	.....	.....	.....	.....	37,521
Railway Receipts .. .. .	.....	.....	.....	.....	.....	2,362	11,157	9,418	64,753	61,343	60,009	75,630	97,029	129,469	145,813	163,380
Electric Telegraph Receipts .. .. .	.....	.....	.....	.....	.....	.....	.....	.....	1,756	8,425	11,396	16,853	23,440	31,905	30,753	31,539
Pilotage Rates, Harbour Dues, and Fees .. .. .	5,575	6,124	5,722	3,780	4,369	4,041	3,551	4,318	9,490	15,269	13,942	11,102	14,339	14,803	17,162	14,549
Tonnage Dues .. .. .	.....	.....	.....	.....	.....	.....	.....	.....	1,446	2,199	2,892	2,654	3,296	3,539	4,792	4,077
Rates under Chinese Act .. .. .	.....	.....	.....	.....	.....	.....	.....	.....	.....	.....	.....	.....	60	260	250	410
Interest on City Debentures .. .. .	.....	.....	.....	.....	.....	1,408	6,022	7,231	13,762	2,201	3,162	10,000	53,262	5,000	15,000	10,000
Miscellaneous .. .. .	3,722	7,880	8,934	8,826	12,120	15,582	30,151	29,580	26,154	23,860	49,427	37,360	34,291	56,323	41,866	28,808
TOTALS.. .. .	£ 311,581	367,261	416,611	791,573	953,719	957,582	1,076,613	1,142,991	1,346,151	1,494,123	*1,298,421	1,419,638	1,589,816	1,533,587	1,390,536	†1,747,272

\* First year after the separation of Queensland.

† Nine months' actual and three months' estimated Revenue.

The Treasury, New South Wales,  
Sydney, 8th November, 1865.

JAMES THOMSON,  
Accountant.

No. 5.

---

---

ACCOUNT

OF THE

CONSOLIDATED REVENUE FUND OF NEW SOUTH WALES,

SHEWING THE PROPOSED EXPENDITURE IN RELATION TO THE ESTIMATED INCOME,  
INCLUDING PROPOSED ADDITIONAL TAXATION,

FOR THE YEAR

1866.

---

---



**A 5.**

ABSTRACT STATEMENT shewing the REVENUE of 1864, the ACTUAL and ESTIMATED REVENUE for 1865, the ORIGINAL ESTIMATE for 1865, and the ESTIMATE for 1866, including Proposed Additional TAXATION.

	ESTIMATE FOR 1866.	ACTUAL AND ESTIMATED REVENUE FOR 1865.	ORIGINAL ESTIMATE FOR 1865.	ESTIMATE FOR 1866, INCLUDING PROPOSED ADDITIONAL TAXATION.
	£	£	£	£
Customs... ..	538,446	628,281	644,000	878,160
Duty on Refined Sugar and Molasses ...	15,900	15,163	25,000	18,000
Duty on Spirits distilled in the Colony ...	10,085	20,347	25,000	25,000
Gold Revenue ... ..	26,561	30,807	31,000	30,000
Mint Receipts ... ..	26,896	24,064	26,000	24,000
Land Revenue ... ..	307,128	516,501	636,433	539,800
Assessment on Sheep under Scab Act ...	9,631	14,009	8,000	12,550
Fees on Inspection of Cattle ... ..	368	489	300	450
Postage ... ..	67,722	68,663	72,000	75,000
Money Orders' Commission ... ..	1,201	1,446	1,600	1,400
Licenses... ..	74,866	77,234	75,000	151,620
Fees of Office ... ..	24,331	25,466	28,475	26,215
Fines and Forfeitures ... ..	5,008	6,515	5,250	6,290
Rents, exclusive of Land ... ..	26,757	27,953	28,380	32,852
Stamps ... ..	.....	37,521	100,000	120,000
Railway Receipts ... ..	145,813	163,380	160,000	180,000
Electric Telegraph Receipts ... ..	30,753	31,589	33,000	35,000
Pilotage Rates, Harbour Dues and Fees ...	17,162	14,549	17,400	14,000
Tonnage Dues ... ..	4,792	4,077	4,800	4,275
Rates under Chinese Act ... ..	250	410	400	300
Interest on City Debentures ... ..	15,000	10,000	10,000	10,000
Miscellaneous ... ..	41,866	28,808	22,760	24,752
<b>TOTAL ... ..</b>	<b>£ 1,390,536</b>	<b>1,747,272</b>	<b>1,954,798</b>	<b>2,209,664</b>

The Treasury, New South Wales,  
Sydney, 28th November, 1865.

SAUL SAMUEL,  
Treasurer.

## REVENUE DETAILED.

	REVENUE OF 1864.	ACTUAL AND ESTIMATED REVENUE FOR 1865.			ORIGINAL ESTIMATE FOR 1865.	ESTIMATE FOR 1866, INCLUDING PROPOSED ADDITIONAL TAXATION.
		Actual to 30 Sept.	Estimate to 31 Dec.	Total.		
<b>CUSTOMS.</b>	£	£	£	£	£	£
Spirits ... ..	319,399	238,069	80,000	318,069	330,000	364,710
Wine ... ..	22,774	18,383	7,000	25,383	36,000	33,500
Ale and Beer ... ..	8,965	7,345	3,000	10,345	10,000	35,100
Tobacco ... ..	68,000	51,352	17,000	68,352	73,000	85,000
Tea ... ..	45,069	44,519	15,000	59,519	60,000	114,000
Sugar and Molasses ... ..	54,848	46,907	15,000	61,907	70,000	85,000
Coffee and Chicory ... ..	8,999	6,730	2,500	9,230	9,000	10,000
Opium ... ..	6,282	5,935	2,000	7,935	6,000	13,000
Murray River Customs ... ..	.....	* 21,916	12,500	34,416	50,000	50,000
Other Articles ... ..	4,110	.....	.....	.....	.....	27,850
Package Charge ... ..	.....	18,125	15,000	33,125	.....	60,000
	538,446	459,281	169,000	628,281	644,000	† 878,160
<b>DUTY ON REFINED SUGAR AND MOLASSES</b>	15,900	11,163	4,000	15,163	25,000	18,000
<b>DUTY ON SPIRITS DISTILLED IN THE COLONY</b>	10,085	15,347	5,000	20,347	25,000	25,000
<b>GOLD REVENUE.</b>						
Duty on Gold ... ..	21,147	15,455	4,750	20,205	21,000	20,000
Fees for Escort and Conveyance of Gold, &c. ... ..	5,414	8,102	2,500	10,602	10,000	10,000
	26,561	23,557	7,250	30,807	31,000	30,000
<b>MINT RECEIPTS</b> ... ..	26,896	19,064	5,000	24,064	26,000	24,000
<b>LAND REVENUE.</b>						
Land Sales ... ..	112,719	99,463	51,000	150,463	200,000	230,000
Balances of Conditional Purchases .....	.....	28,494	10,000	38,494	89,333	24,000
Interest on Land Sales to Conditional Purchasers ... ..	.....	4,499	2,500	6,999	8,900	8,000
Rents of Land for Pastoral Purposes ... ..	89,918	.....	.....	.....	.....	.....
Assessment on Runs ... ..	90,433	.....	.....	.....	.....	.....
Rent and Assessment on Pastoral Runs ... ..	.....	91,205	214,000	305,205	320,000	260,000
Fees on Transfer of Runs ... ..	1,112	1,058	224	1,282	1,000	1,200
Quit Rents ... ..	434	682	.....	682	150	600
Survey of Land ... ..	13	.....	.....	.....	250	.....
Licenses to cut Timber and remove Material from Crown Lands ... ..	2,231	2,404	400	2,804	2,500	3,000
Mineral Leases ... ..	928	500	800	1,300	3,000	4,000
Leases of Auriferous Lands ... ..	1,075	575	500	1,075	1,900	1,000
Miners' Rights ... ..	7,226	6,323	850	7,173	7,800	7,000
Business Licenses ... ..	962	800	140	940	1,100	900
Miscellaneous ... ..	77	60	24	84	500	100
	307,128	236,063	280,438	516,501	636,433	539,800
<b>ASSESSMENT ON SHEEP UNDER SCAB ACT...</b>	9,631	13,609	400	14,009	8,000	12,550
<b>FEES ON INSPECTION OF CATTLE</b> ... ..	368	369	120	489	300	450
<b>POSTAGE</b> ... ..	67,722	50,663	18,000	68,663	72,000	75,000
<b>COMMISSION ON MONEY ORDERS</b> ... ..	1,201	1,046	400	1,446	1,600	1,400
Carried forward ... ..	£ 1,003,938	830,162	489,608	1,319,770	1,469,333	1,604,360

\* Spirits ... .. £8,966  
Wine ... .. 806  
Ale and Beer ... .. 319  
Tobacco ... .. 5,688  
Tea ... .. 2,141  
Sugar and Molasses ... .. 3,058  
Coffee and Chicory ... .. 277  
Opium ... .. 8  
Package Charge ... .. 718  
£21,916

† Proposed Increases—  
Spirits ... .. £34,710  
Wine ... .. 6,500  
Ale and Beer ... .. 25,100  
Tobacco ... .. 5,000  
Tea ... .. 44,000  
Sugar ... .. 20,000  
Opium ... .. 5,000  
Other Articles—  
Dried Fruits ... .. £10,000  
Hops ... .. 3,400  
Malt ... .. 1,450  
Rice ... .. 13,000  
27,850  
£168,160



REVENUE DETAILED—*continued.*

	REVENUE OF 1864.	ACTUAL AND ESTIMATED REVENUE FOR 1865.			ORIGINAL ESTIMATE FOR 1865.	ESTIMATE FOR 1866, INCLUDING PROPOSED ADDITIONAL TAXATION.
		Actual to 30 Sept.	Estimate to 31 Dec.	Total.		
	£	£	£	£	£	£
Brought forward	1,003,938	830,162	489,608	1,319,770	1,469,333	1,604,360
<b>LICENSES.</b>						
Wholesale Spirit Dealers	5,990	5,050	700	5,750	6,000	6,000
Auctioneers	1,435	804	800	1,604	1,600	1,600
Bonded Storekeepers	3,597	4,066	1,000	5,066	3,500	4,000
Retail Fermented and Spirituous Liquors	59,764	59,739	1,000	60,739	60,000	61,000
Billiard and Bagatelle Licenses to Publi- cans	2,605	2,350	150	2,500	2,500	2,500
Distillers and Rectifiers	60	68	2	70	50	70
Hawkers and Pedlers	605	693	50	743	500	650
Pawnbrokers	280	170	80	250	250	250
Colonial Wine, Cider, and Perry	67	75	30	105	200	150
Proposed Additional Licenses						75,000
All other Licenses	463	307	100	407	400	400
	74,866	73,322	3,912	77,234	75,000	151,620
<b>FEES OF OFFICE.</b>						
Commission to Public Officers	16	16	21	37	50	40
Certificate of Naturalization	124	142	21	163	200	150
Preparation and Enrolment of Title Deeds	2,249	2,233	650	2,883	2,500	3,000
Registrar General	3,169	2,834	900	3,734	4,550	4,200
Prothonotary of Supreme Court	2,595	1,704	500	2,204	2,500	2,000
Master in Equity	1,103	618	250	868	1,000	900
Curator of Intestate Estates	247	193	100	293	300	300
Insolvent Court	1,762	1,393	375	1,768	1,500	1,700
Sheriff	658	691	275	966	2,200	1,000
District Courts	4,896	3,955	1,523	5,478	6,100	5,635
Courts of Petty Sessions	2,560	1,894	800	2,694	2,700	2,700
Water Police Court and Shipping Masters	3,455	1,866	700	2,566	3,000	2,570
Steam Navigation Board	281	215	80	295	300	300
Court of Claims	37	4	4	8	25	10
Under Gold Fields Act	45	5	5	10	50	10
Other Fees	52	100	50	150	100	150
Slaughtering Fees, Glebe Island Abattoir	1,082	975	374	1,349	1,400	1,550
	24,331	18,838	6,628	25,466	28,475	26,215
<b>FINES AND FORFEITURES.</b>						
Sheriff	553	253	275	528	600	1,000
Courts of Petty Sessions	3,038	2,559	600	3,159	3,000	3,250
Water Police Court	213	161	50	211	300	230
For the Unauthorized Occupation of Crown Lands	561	474	126	600	600	600
Crown's Share of Seizures, &c.	56	185	50	235	150	200
Confiscated and Unclaimed Property	406	1,578	200	1,778	500	1,000
Other Fines	181	2	2	4	100	10
	5,008	5,212	1,303	6,515	5,250	6,290
<b>RENTS, EXCLUSIVE OF LAND.</b>						
Tolls and Ferries	21,688	16,628	5,550	22,178	22,360	27,000
Wharfs	3,463	3,571	600	4,171	4,140	4,200
Military Canteen	52	39	13	52	60	52
Government Buildings and Premises	292	53	100	153	150	150
Glebe Island Bridge	158	337	112	449	420	500
Glebe Island Abattoir	1,104	712	238	950	1,250	950
	26,757	21,340	6,613	27,953	28,380	32,852
<b>STAMPS</b>		17,521	20,000	37,521	100,000	120,000
<b>RAILWAY RECEIPTS</b>	145,813	119,319	44,061	163,380	160,000	180,000
<b>ELECTRIC TELEGRAPH RECEIPTS</b>	30,753	23,589	8,000	31,589	33,000	35,000
<b>PILOTAGE RATES, HARBOUR DUES AND FEES</b>	17,162	11,049	3,500	14,549	17,400	14,000
Carried forward	£ 1,328,628	1,120,352	583,625	1,703,977	1,916,838	2,170,337

REVENUE DETAILED—*continued.*

	REVENUE OF 1864.	ACTUAL AND ESTIMATED REVENUE FOR 1865.			ORIGINAL ESTIMATE FOR 1865.	ESTIMATE FOR 1866, INCLUDING PROPOSED ADDITIONAL TAXATION.
		Actual to 30 Sept.	Estimate to 31 Dec.	Total.		
		£	£	£		
Brought forward ... ..	1,328,628	1,120,352	583,625	1,703,977	1,916,838	2,170,337
<b>TONNAGE DUES.</b>						
Newcastle ... ..	4,686	2,859	1,000	3,859	4,500	4,000
Kiama ... ..	32	58	20	78	100	175
Wollongong ... ..	74	100	40	140	200	100
	4,792	3,017	1,060	4,077	4,800	4,275
<b>RATES UNDER CHINESE ACT</b> ... ..	250	210	200	410	400	300
<b>INTEREST ON CITY DEBENTURES</b> ... ..	15,000	5,000	5,000	10,000	10,000	10,000
<b>MISCELLANEOUS RECEIPTS.</b>						
Sale of Government Property ... ..	9,878	2,724	500	3,224	1,000	3,000
Support of Patients in Lunatic Asylums ... ..	1,224	770	250	1,020	760	884
Collections by Government Printer ... ..	2,471	1,807	600	2,407	2,500	2,500
Payment by the Commissariat towards the support of British Prisoners and Lunatics ... ..	4,149	.....	2,709	2,709	3,000	2,500
Payment towards the support of the Gunpowder Magazine ... ..	65	.....	.....	.....	100	68
Store Rent of Gunpowder ... ..	884	591	250	841	1,200	800
Work performed by prisoners in Gaol ... ..	1,162	688	250	938	1,200	1,000
Fees on presenting Private Bills to the Parliament, and on Letters of Regis- tration ... ..	415	485	25	510	500	500
Interest on Bank Deposits ... ..	11,048	.....	.....	.....	.....	.....
Docking Vessels, Fitz Roy Dry Dock ... ..	1,762	1,940	500	2,440	1,500	2,500
Other Receipts ... ..	7,406	11,719	2,000	13,719	10,000	10,000
Assessment on Sugar Refinery ... ..	1,402	750	250	1,000	1,000	1,000
	41,866	21,474	7,334	28,808	22,760	24,752
<b>TOTAL</b> ... ..	£ 1,390,536	1,150,053	597,219	1,747,272	1,954,798	2,209,664

*The Treasury, New South Wales,  
Sydney, 28th November, 1865.*

SAUL SAMUEL,  
Treasurer.

ESTIMATES  
OF THE  
PROBABLE EXPENDITURE  
OF THE  
GOVERNMENT  
OF  
NEW SOUTH WALES,  
FOR THE YEAR  
1866.

---

Ordered by the Legislative Assembly to be Printed,  
28 FEBRUARY, 1866.

---



SYDNEY: THOMAS RICHARDS, GOVERNMENT PRINTER.

1866.

[Price, 2s. 6d.]



## INDEX.

1866.

	Page.		Page.
<b>A</b>			
Abattoir, Glebe Island .. .. .	51	Coast Surveys .. .. .	54
Aborigines .. .. .	61	Cockatoo Island—Penal Establishment .. .. .	23
Abstract of Expenditure .. .. .	3	Colonial Agent .. .. .	27
Administration of Justice—Summary .. .. .	31	Colonial Architect .. .. .	67
Advertising for Public Service .. .. .	54	Colonial Distilleries and Refineries .. .. .	47
Agent—Colonial .. .. .	27	Commission to Land Agents, &c. .. .. .	57
Albury Gaol .. .. .	19	Compensation to Family of late Mrs. De Courcy .. .. .	71
Allowances—Charitable .. .. .	29	Construction and Maintenance of Roads and Bridges 69 & 70	
Allowance—Medical Board, Lunatic Asylums .. .. .	24	Conveyance of Mails .. .. .	74
Allowance—Military .. .. .	14	Coroners' Inquests .. .. .	42
Alpacas—Management of .. .. .	59	Council and Assembly—Legislative .. .. .	11
Architect—Colonial .. .. .	67	Council—Executive .. .. .	10
Armidale Gaol .. .. .	21	Council—Legislative .. .. .	10
Assembly—Legislative .. .. .	11	Country Districts—Gaols .. .. .	23
Asylums for the Infirm and Destitute .. .. .	28	Court of Claims .. .. .	42
Asylums—Lunatic .. .. .	24	Courts—District :—	
Auditor General .. .. .	25	Metropolitan and Coast District .. .. .	34
<b>B</b>			
Bathurst Gaol .. .. .	18	Southern District .. .. .	34
Berrima Gaol .. .. .	19	South-western District .. .. .	35
Board—Medical .. .. .	26	Western District .. .. .	35
Boatmen—Harbours, Light Houses, and Pilot Department .. .. .	53	Northern District .. .. .	36
Booby Island—Provisions to be left on .. .. .	54	Contingencies .. .. .	36
Bookbinding, Printing, and Postage Stamps .. .. .	49	Court—Insolvent .. .. .	33
Botanic Gardens .. .. .	60	Crown Law Officers .. .. .	32
Braidwood Gaol .. .. .	20	Customs .. .. .	45, 46, & 47
Bridges—Roads and .. .. .	69	<b>D</b>	
Brigade—Naval .. .. .	15	Deniliquin Gaol .. .. .	22
Buildings—Public Works and .. .. .	68	Denominational Schools .. .. .	27
Buildings—Public Works and—(Loans) .. .. .	72	Department of Lands .. .. .	56
<b>C</b>			
Census—To meet expenses of taking .. .. .	30	Department of Public Works .. .. .	64
Charitable Allowances .. .. .	29	Distilleries—Colonial, and Refineries .. .. .	47
Chief Secretary .. .. .	14	District Courts :—	
Chief Secretary—Summary .. .. .	13	Metropolitan and Coast District .. .. .	34
Circuit Courts—Supreme and .. .. .	32	Southern District .. .. .	34
City Funds, Municipal Council, Sydney—In aid of the .. .. .	30	South-western District .. .. .	35
Claims—Court of .. .. .	42	Western District .. .. .	35
Coal Fields .. .. .	59	Northern District .. .. .	36
		Contingencies .. .. .	36
		Dock Establishment—Fitz Roy .. .. .	71
		Domains and Hyde Park—Government .. .. .	60

	Page.		Page.
<b>E</b>			
Eden Gaol .. .. .	21	Goulburn Gaol .. .. .	19
Electoral Lists—Expenses attending the preparation of	30	Grants in aid of Public Institutions .. .. .	28
Electric Telegraphs .. .. .	70 & 71	Grafton Gaol .. .. .	20
Emigration Officer, Port Jackson—Health Officers, and	51	Gundagai Gaol .. .. .	22
Engineer's Department—Harbours and River Navigation .. .. .	65	Gunpowder Magazine .. .. .	50
Executive and Legislative—Summary .. .. .	9	<b>H</b>	
Executive Council .. .. .	10	Harbours, Light Houses, and Pilot Department:—	
<b>F</b>			
Fitz Roy Dock Establishment .. .. .	71	Steam Navigation and Pilot Boards .. .. .	52
Fortifications .. .. .	67	Superintendent of Pilots, &c. .. .. .	52
Fortifications (Loans) .. .. .	72	Harbour Masters .. .. .	52
<b>G</b>			
Gaols and Penal Establishment:—			
Inspector of Prisons .. .. .	17	Light Houses .. .. .	52
Sydney .. .. .	17	Sea and River Pilots .. .. .	53
Parramatta .. .. .	18	Boatmen .. .. .	53
Bathurst .. .. .	18	Telegraph Stations .. .. .	54
Maitland .. .. .	18	Contingencies .. .. .	54
Goulburn .. .. .	19	Harbours and River Navigation:—	
Berrima .. .. .	19	Engineer's Department .. .. .	65
Albury .. .. .	19	Steam Dredge "Hunter" .. .. .	66
Braidwood .. .. .	20	Steam Dredge "Hercules" .. .. .	66
Mudgee .. .. .	20	Steam Dredge "Pluto" .. .. .	66
Grafton .. .. .	20	Steam Dredge, Newcastle .. .. .	66
Wollongong .. .. .	20	Steam Cranes, Newcastle .. .. .	66
Armidale .. .. .	21	Public Works .. .. .	66
Wagga Wagga .. .. .	21	Harbours and River Navigation (Loans) .. .. .	72
Eden .. .. .	21	Haslam's Creek, General Cemetery .. .. .	61
Yass .. .. .	21	Health Officers, and Emigration Officer, Port Jackson	51
Windsor .. .. .	22	"Hercules"—Steam Dredge .. .. .	66
Port Macquarie .. .. .	22	His Excellency the Governor .. .. .	10
Gundagai .. .. .	22	"Hunter"—Steam Dredge .. .. .	66
Tamworth .. .. .	22	Hyde Park—Government Domains and	60
Orange .. .. .	22	<b>I and J</b>	
Deniliquin .. .. .	22	Immigration Department .. .. .	30
Tenterfield .. .. .	22	Immigration, Assisted—(Loans) .. .. .	30
Wellington .. .. .	22	Insolvent Court .. .. .	33
Country Districts .. .. .	23	Inspection of Cattle .. .. .	59
Gaols Generally .. .. .	23	Inspector of Prisons .. .. .	17
Penal Establishment, Cockatoo .. .. .	23	Judges—Their Honors the .. .. .	32
Visiting Justice, Sydney Gaol and Penal Establishment .. .. .	23	<b>L</b>	
General Cemetery, Haslam's Creek .. .. .	61	Lands—Department of .. .. .	56
Glebe Island Abattoir .. .. .	51	Lands—Occupation of .. .. .	58
Gold and Escort .. .. .	17	Lands—Secretary for (Summary) .. .. .	55
Gold Fields .. .. .	58	Lands (Loans) .. .. .	61
Gold Receivers .. .. .	48	Lands—Survey of .. .. .	56 & 57
Government Domains and Hyde Park .. .. .	60	Law Officers of the Crown .. .. .	32
Governor—His Excellency the .. .. .	10	Legislative Assembly .. .. .	11
		Legislative Council .. .. .	10
		Legislative Council and Assembly .. .. .	11
		Library—Parliamentary .. .. .	11
		Light Houses .. .. .	52
		Lunatic Asylums .. .. .	24

	Page.		Page.
<b>M</b>		<b>M</b>	
Management of Alpacas, .. .. .	59	Printing and Bookbinding, and Postage Stamps ..	49
Magazines—Gunpowder .. .. .	50	Protestant Orphan School .. .. .	27
Mails—Conveyance of .. .. .	74	Provisions, Booby Island .. .. .	54
Maitland Gaol .. .. .	18	Public Institutions—Grants in aid of .. .. .	28
Medical Board .. .. .	26	Public Works and Buildings .. .. .	68
Medical Board, Lunatic Asylums .. .. .	25	Do. (Loans) .. .. .	72
Metropolitan and Coast District Court .. .. .	34	Public Works—Department of .. .. .	64
Military Allowance .. .. .	14	Public Works—Harbours and River Navigation .. .. .	65
Minor Roads .. .. .	61	Do. do. (Loans) .. .. .	72
Mint—Sydney Branch of Royal .. .. .	48	<b>Q</b>	
Miscellaneous Services—Chief Secretary .. .. .	30	Quarantine .. .. .	51
"    "    Treasurer and Secretary for		Quarter Sessions .. .. .	36
Finance and Trade .. .. .	54	Queen's Plate .. .. .	54
"    "    Secretary for Lands .. .. .	61	<b>R</b>	
"    "    Secretary for Public Works .. .. .	65	Railways—General Establishment .. .. .	64
Money Order Department .. .. .	75	Railways—Existing Lines—Working Expenses .. .. .	65
Mudgee Gaol .. .. .	20	Railways—Works in Progress .. .. .	64
Municipal Council, Sydney—In aid of City Funds ..	30	Railways—(Loans) .. .. .	72
Museum .. .. .	27	Receivers—Gold .. .. .	48
<b>N</b>		Refineries—Colonial Distilleries and .. .. .	47
National Schools .. .. .	27	Registrar General .. .. .	26
Naval Brigade .. .. .	15	Returning Officers—Expenses of .. .. .	30
Northern District Court .. .. .	36	River Navigation—Harbours and .. .. .	65 & 66
<b>O</b>		River Pilots—Sea and .. .. .	53
Observatory .. .. .	27	Roads and Bridges—General Establishment .. .. .	69
Occupation of Lands .. .. .	58	Roads—Construction and Maintenance of .. .. .	69 & 70
Orange Gaol .. .. .	22	Roads other than Main Roads .. .. .	70
Orphan School—Protestant .. .. .	27	Roman Catholic Orphan School .. .. .	28
Orphan School—Roman Catholic .. .. .	28	Royal Mint—Sydney Branch of .. .. .	48
<b>P</b>		<b>S</b>	
Parliamentary Library .. .. .	11	Schedules—	
Parramatta Gaol .. .. .	18	A .. .. .	6
Parramatta Lunatic Asylum .. .. .	24	B .. .. .	6 & 7
Penal Establishment, Cockatoo Island .. .. .	23	C .. .. .	7
Pensions—Schedule B. .. .. .	6 & 7	Schedules A, B, & C (Summary) .. .. .	5
Pensions—Supplement to Schedule B. .. .. .	7	Schools :—	
Petty Sessions .. .. .	37	National .. .. .	27
Pilot Boards—Steam Navigation and .. .. .	52	Denominational .. .. .	27
Pilots—Sea and River .. .. .	53	Protestant Orphan .. .. .	27
"Pluto" Steam Dredge .. .. .	66	Roman Catholic Orphan .. .. .	28
Police .. .. .	16	Sea and River Pilots .. .. .	53
Port Macquarie—Gaol .. .. .	22	Secretary—Chief .. .. .	14
Post Office .. .. .	74	Secretary for Lands (Summary) .. .. .	55
Postage of various Public Departments .. .. .	54	Secretary for Public Works (Summary) .. .. .	63
Postage Stamps .. .. .	49	Sessions—Quarter .. .. .	36
Prevention of Scab in Sheep .. .. .	59	Sheriff .. .. .	33

	Page.		Page.
Shipping Masters.. .. .	51		
Southern District Court .. .. .	34		
South-western District Court .. .. .	35		
Stamp Duties .. .. .	44		
Steam Cranes, Newcastle .. .. .	66		
Steam Dredge "Hunter" .. .. .	66		
Steam Dredge "Hercules" .. .. .	66		
Steam Dredge, Newcastle .. .. .	66		
Steam Dredge "Pluto" .. .. .	66		
Steam Navigation and Pilot Boards .. .. .	52		
Stores and Stationery .. .. .	50		
Summary—Administration of Justice .. .. .	31		
Summary—Chief Secretary .. .. .	13		
Summary—Executive and Legislative .. .. .	9		
Summary—Postmaster General .. .. .	73		
Summary—Schedules A, B, and C .. .. .	5		
Summary—Secretary for Lands .. .. .	55		
Summary—Secretary for Public Works .. .. .	63		
Summary—Treasurer and Secretary for Finance and Trade .. .. .	43		
Superintendent of Pilots, &c. .. .. .	52		
Supplement to Schedule B .. .. .	7		
Supreme and Circuit Courts .. .. .	32		
Survey of Lands .. .. .	56 & 57		
Sydney Branch of Royal Mint .. .. .	48		
Sydney Gaol .. .. .	17		
		<b>T</b>	
		Tamworth Gaol .. .. .	22
		Tarban Lunatic Asylum.. .. .	24
		Telegraphs—Electric .. .. .	70 & 71
		Telegraphic Messages—For transmission of .. .. .	54
		Tenterfield Gaol .. .. .	22
		Their Honors the Judges .. .. .	32
		Treasurer and Secretary for Finance and Trade (Summary) .. .. .	43
		Treasury .. .. .	44
		<b>U and V</b>	
		Unforeseen Expenses .. .. .	54
		Vaccine Institution .. .. .	25
		Visiting Justice, Sydney Gaol and Penal Establishment .. .. .	23
		Volunteers.. .. .	15
		<b>W</b>	
		Wagga Wagga Gaol .. .. .	21
		Wellington Gaol .. .. .	22
		Western District Court .. .. .	35
		Windsor Gaol .. .. .	22
		Wollongong Gaol.. .. .	20
		Works and Buildings—Public .. .. .	68
		Works and Buildings—Public (Loans) .. .. .	72
		<b>Y</b>	
		Yass Gaol .. .. .	21



ABSTRACT of the Sums required to meet the Estimated Expenditure of the  
GOVERNMENT of NEW SOUTH WALES, for the Year 1866.

	Appropriated for 1865.		Required for 1866.	
	Provided for by Loan.	Chargeable on Revenue.	To be raised by Loan.	Chargeable on Revenue.
I. SCHEDULES A, B, AND C, TO SCHEDULE 1, OF 18 & 19 VICTORIA, CAP. 54:—				
Provided by the Constitution Act ... ..	.....	57,550	.....	55,453
Provided by Colonial Acts ... ..	.....	1,850	.....	3,850
Additional Expenditure ... ..	.....	2,007	.....	2,319
II. EXECUTIVE AND LEGISLATIVE ... ..	.....	18,921	.....	19,210
III. THE CHIEF SECRETARY ... ..	40,000	422,956	40,000	434,247
IV. ADMINISTRATION OF JUSTICE ... ..	.....	84,146	.....	85,543
V. THE TREASURER AND SECRETARY FOR FINANCE AND TRADE ... ..	.....	174,539	.....	178,404
VI. THE SECRETARY FOR LANDS ... ..	.....	172,357	1,000	180,571
VII. THE SECRETARY FOR PUBLIC WORKS ...	140,400	379,462	779,500	356,197
VIII. THE POSTMASTER GENERAL ... ..	.....	118,998	.....	111,451
£	180,400	1,432,786	820,500	1,427,245

SPECIAL APPROPRIATIONS.

	1865.		1866.
Interest on Debentures ... ..	300,000	.....	370,000
Interest on Treasury Bills ... ..	16,458	.....	24,000
Drawbacks and Refund of Duties... ..	25,000	.....	25,000
Revenue and Receipts returned ... ..	10,000	.....	10,000
Charges on Collections ... ..	1,000	.....	3,000
Endowment of the University of Sydney, 14 Vic., 31 ... ..	5,000	.....	5,000
Endowment of the Australian Museum, 17 Vic., 2 ... ..	1,000	.....	1,000
Endowment of the Sydney Grammar School, 18 Vic. ... ..	1,500	.....	1,500
Endowment of the Affiliated Colleges, 18 Vic., 37 ... ..	1,000	.....	1,000
Endowments under the Municipalities Act, 22 Vic., 13... ..	22,500	.....	23,000
Insolvency Commissioner's Act of 1861, 24 Vic., No. 20 ... ..	1,000	.....	1,000
Judges under the District Courts' Act, 22 Vic., No. 18 ... ..	7,000	.....	6,000
Contribution towards the support of Imperial Forces in New South Wales, 28 Vic., No. 8 ... ..	.....	.....	15,000
	391,458	.....	485,500
	1,824,244	.....	1,912,745
Add—LOANS ... ..	180,400	.....	820,500
TOTAL ... ..	£ 2,004,644	.....	2,733,245

The Treasury, New South Wales,  
Sydney, 28th February, 1866.

GEOFFREY EAGAR,  
Treasurer.



---

NEW SOUTH WALES.

—◆—  
ESTIMATES OF EXPENDITURE,

1866.

DETAILED.

---



I.

Schedules A, B, and C, to Schedule 1,

OF ACT 18 & 19 VICTORIÆ, CAPUT 54.

SUMMARY.

										To BE VOTED.
SCHEDULE A:—										
Provided by the Schedule	...	...	...	...	...	...	...	...	19,050	
Provided by Colonial Acts	...	...	...	...	...	...	...	...	3,850	
									22,900	
SCHEDULE B:—										
Provided by the Schedule	...	...	...	...	...	...	...	...	10,500	
									12,819	2,319
SCHEDULE C:—										
Public Worship	...	...	...	...	...	...	...	...	25,903	
									£	2,319
ADDITIONAL EXPENDITURE										

The Treasury, New South Wales,  
Sydney, 28th February, 1866.

GEOFFREY EAGAR,  
Treasurer.

No. I.—SCHEDULES.							PROVIDED IN SCHEDULE.	PROVIDED BY COLONIAL ACTS.
<b>SCHEDULE A.</b>								
His Excellency the Governor	...	...	...	...	...	7,000		
The Chief Justice	...	...	...	...	...	2,000	600	
The Puisne Judges, at £2,000	...	...	...	...	3	3,000	3,000	
The Colonial Secretary	...	...	...	...	...	2,000		
The Colonial Treasurer	...	...	...	...	...	1,250	250	
The Auditor General	...	...	...	...	...	900		
The Attorney General	...	...	...	...	...	1,500		
The Solicitor General	...	...	...	...	...	1,000		
The Governor's Private Secretary	...	...	...	...	...	400		
Provided by the Schedule	...	...	...	...	£	19,050		
Provided by Colonial Acts	...	...	...	...	...	... .. £	3,850	
<b>SCHEDULE B.</b>								
<b>Pensions.</b>								
To JUDGES, on their ceasing to hold office:—								
Roger Therry, late Puisne Judge	...	...	...	...	...	1,050		
Sir John Nodes Dickinson, do.	...	...	...	...	...	1,050	2,100	
To OFFICERS OF THE GOVERNMENT who, on political grounds, retired, or were released, from office, viz. :—								
Edward Deas Thomson, C.B., formerly Colonial Secretary	...	...	...	...	...	2,000		
Francis Lewis Shaw Merewether, formerly Auditor General	...	...	...	...	...	900		
John Hubert Plunkett, Q.C., formerly Attorney General	...	...	...	...	...	1,200		
Sir William Montague Manning, Q.C., formerly Solicitor General	...	...	...	...	...	800	4,900	
To THE UNDERMENTIONED PENSIONERS, according to the Scale and Rates fixed by the Superannuation Act of the Imperial Parliament, 4 & 5 Gul. IV., cap. 24, viz. :—								
George Boyle White, late Surveyor	...	...	...	...	...	222 10 0		
James Larmer, do.	...	...	...	...	...	167 0 0		
Thomas Scott Townsend, do.	...	...	...	...	...	137 11 2		
John James Galloway, do.	...	...	...	...	...	143 19 9		
James Warner, late Assistant Surveyor	...	...	...	...	...	70 0 0		
William Charles Greville, late Clerk in Colonial Secretary's Office	...	...	...	...	...	366 13 4		
Francis Gosling, late Clerk in General Post Office	...	...	...	...	...	52 0 0		
Colin Mackenzie, late Clerk in Supreme Court	...	...	...	...	...	35 10 0		
Nicholas Leader, late Clerk in Court of Requests	...	...	...	...	...	66 5 10		
Osborne Homersham, late Clerk, Customs	...	...	...	...	...	40 0 0		
Robert Ormiston, late Clerk of Petty Sessions, Sydney	...	...	...	...	...	102 0 0		
William Sheridan Wall, late Curator, Australian Museum	...	...	...	...	...	73 9 6		
Rev. Frederick Wilkinson, late Colonial Chaplain	...	...	...	...	...	188 11 8		
Carried forward...	...	...	...	...	£	1,665 11 3	7,000	

ESTIMATES OF EXPENDITURE—1866.

No. I.—SCHEDULES.

**SCHEDULE B.—continued.**

Brought forward ... ..	£	.....	7,000 0 0
<b>Pensions—continued.</b>			
Brought forward ... ..	£	1,665 11 3	
Mrs. Susannah Mileham, Widow of Surgeon Mileham ... ..		100 0 0	
William Galvin, late Messenger, Legislative Council ... ..		35 5 8	
Michael Doyle, do., Colonial Treasury ... ..		39 10 0	
James Graves, late Serjeant, Gold Guard ... ..		54 15 0	
Thomas Bevan, late Trooper, Mounted Police ... ..		9 2 6	
John Brenan, late Turnkey, Parramatta Gaol ... ..		28 16 0	
Needham Robinson, late Constable, Sydney Police ... ..		29 13 1	
Bryan Naughton, do., do. ... ..		12 10 0	
Edward Wilson, do., Penrith Police ... ..		14 18 3	
Thomas Hinton, late Porter, Customs ... ..		28 4 0	
Thomas Henry Blackburn Venour, late Shipping Master ... ..		116 1 2	
Frederick Garling, late Landing Surveyor, Customs ... ..		57 8 4	
David Nash, late Warehousekeeper, Customs ... ..		40 12 6	
John Bramwell, late Landing Waiter, do. ... ..		25 3 0	
J. G. N. Gibbes, late Collector of Customs ... ..		114 11 8	
John Moore Dillon, late Criminal Crown Solicitor ... ..		216 13 4	
William Flinn, late Turnkey, Bathurst Gaol ... ..		47 9 0	
Charles Ormsby, late Superintendent of Penal Establishment at Cockatoo Island ... ..		72 4 9	
A. W. Rolleston, late Landing Waiter, Customs ... ..		61 6 2	
King Barton, late Clerk to the Governor General's Private Secretary ... ..		94 10 0	
Thomas Reilly, late Serjeant to Governor General's Orderlies ... ..		32 13 4	
William Macpherson, late Clerk of Legislative Council ... ..		431 13 4	
William Wedge Darke, late Assistant Surveyor ... ..		153 0 11	
James Bean, late Messenger, Survey Department ... ..		18 6 9	
			3,500 0 0
Provided by the Schedule ... ..	£	...	10,500 0 0

**SUPPLEMENT TO SCHEDULE B.**

James Bean, late Messenger, Survey Department... ..		11 0 6	
Christopher McDonald, late Turnkey, Maitland Gaol ... ..		34 4 10	
Felix Short, late Storehouseman, Colonial Stores ... ..		39 1 0	
Samuel Raymond, late Prothonotary of Supreme Court, and Curator of Intestate Estates ... ..		198 12 6	
Thomas Easton, late Foreman of Works, Cockatoo Island ... ..		92 4 7	
James Riley, late Sheriff's Bailiff at Goulburn ... ..		43 9 0	
Mrs. Margaret Forster, late Matron, Goulburn Gaol ... ..		14 12 6	
Thomas M. Wright, late Clerk of Petty Sessions at Tenterfield... ..		59 3 0	
David Moores, late Foreman, Colonial Stores ... ..		48 12 2	
John Hayes, late Storehouseman, do. ... ..		44 8 0	
			585 8 1
Lady Forbes, Widow of the late Sir Francis Forbes, Chief Justice ... ..		200 0 0	
Lady Dowling, Widow of the late Sir James Dowling, Chief Justice ... ..		200 0 0	
Lady Mitchell, Widow of the late Sir Thomas Mitchell, Surveyor General ... ..		200 0 0	
Mrs. Anne Kinchela, Widow of the late Mr. Justice Kinchela ... ..		100 0 0	
Mrs. Anne Petrie, Daughter of the late Captain Flinders, R.N.... ..		100 0 0	
Edward Robert Stack, late Master of the Benevolent Asylum, Sydney ... ..		133 6 8	
William Bland, in consideration of Services rendered to the Public ... ..		300 0 0	
Mrs. Catherine Lovett, Widow of J. Lovett, late Pilot, Newcastle ... ..		100 0 0	
Mrs. Eliza Milford, Widow of the late Mr. Justice Milford ... ..		200 0 0	
Mrs. Maria Bate Wise, Widow of the late Mr. Justice Wise ... ..		200 0 0	
			1,733 6 8
To BE VOTED ... ..	£	...	2,318 14 9
TOTAL ... ..	£	...	12,818 14 9

**SCHEDULE C.**

<b>Public Worship—</b>			
Church of England ... ..		13,977 15 0	
Presbyterian Church ... ..		2,852 0 0	
Wesleyan Methodist Church ... ..		1,572 10 6	
Roman Catholic Church ... ..		7,500 0 0	
			25,902 5 6





## II.

---

# Executive and Legislative.

---

### SUMMARY.

	Voted for 1865.	Required for 1866.
His Excellency the Governor ... ..	1,458	1,447
Executive Council ... ..	720	720
Legislative Council ... ..	5,823	6,123
Legislative Assembly ... ..	8,263	8,153
Legislative Council and Assembly ... ..	1,056	1,056
Parliamentary Library ... ..	1,601	1,711
<b>TOTAL</b> ... ..	£ 18,921	19,210

*The Treasury, New South Wales,  
Sydney, 28th February, 1866.*

GEOFFREY EAGAR,  
Treasurer.

No. II.—EXECUTIVE AND LEGISLATIVE.													
No of Persons.										SALARIES AND CONTINGENCIES.			
1865	1866							Amount Voted for 1865.		Amount Required for 1866.			
								£		£			
<b>His Excellency the Governor.</b>													
<b>PRIVATE SECRETARY.</b>													
1	1	Private Secretary. (Provided in Schedule.)											
1	1	Clerk to Private Secretary ... ..						315		315			
1	1	Messenger ... ..						100		100			
									415		415		
<b>AIDE-DE-CAMP.</b>													
1	1	Aide-de-Camp, at 9s. 6d. per diem ... ..						173		173			
Mounted Orderlies,—													
1	1	Serjeant, at 3s. 8½d. per diem ... ..						68		68			
1	1	Corporal, at 2s. 8½d. " ... ..						50		50			
3	3	Troopers, at 1s. 8½d. " ... ..						94		94			
		Good Conduct Pay ... ..						23		12			
									408		397		
		Provisions for the Orderlies ... ..						74		74			
		Forage for seven Horses, and Incidental Expenses ... ..						511		511			
		Remount Horses ... ..						50		50			
									635		635		
9	9	TOTAL ... ..						£ .....	1,458	.....	1,447		
<b>Executive Council.</b>													
1	1	Clerk of the Executive Council ... ..						500		500			
1	1	Messenger ... ..						92		92			
1	1	a Office-keeper ... ..						18		18			
									610		610		
		Clerical Assistance ... ..						100		100			
		Incidental Expenses ... ..						10		10			
									110		110		
3	3	TOTAL ... ..						£ .....	720	.....	720		
<b>Legislative Council.</b>													
1	1	President ... ..						1,200		1,200			
1	1	Chairman of Committees... ..						500		500			
1	1	Clerk of the Parliaments ... ..						700		800			
1	1	Clerk Assistant ... ..						500		600			
1	1	Usher of the Black Rod ... ..						400		400			
1	1	Short-hand Writer ... ..						500		550			
1	1	First Clerk ... ..						400		400			
1	1	Second Clerk ... ..						300		350			
1	1	Third Clerk ... ..						250		250			
1	1	Additional Clerk... ..						175		175			
1	1	Chief Messenger ... ..						150		150			
1	1	Door-keeper ... ..						120		120			
2	2	Assistant Messengers, at £110 ... ..						220		220			
									5,415		5,715		
		Extra Messengers, at £137. (8 months) ... ..						183		183			
		Sperm Candles ... ..						20		20			
		Gas Light ... ..						30		30			
		Incidental Expenses ... ..						75		75			
		Expenses of Witnesses summoned before Select Committees						100		100			
									408		408		
14	14	TOTAL ... ..						£ .....	5,823	.....	6,123		

a Office-keeper to Chief Secretary's Department; Salary, 3s. 4d. per diem.

ESTIMATES OF EXPENDITURE—1866.

No. II.—EXECUTIVE AND LEGISLATIVE.

No. of Persons.		SALARIES AND CONTINGENCIES.			
1865	1866	Amount Voted for 1865.		Amount Required for 1866.	
<b>Legislative Assembly.</b>					
		£		£	
1	1	1,200		1,200	
1	1	500		500	
1	1	800		800	
1	1	600		600	
1	1	400		400	
1	1	400		400	
1	1	550		550	
1	1	400		400	
1	1	350		350	
1	1	300		300	
1	1	250		250	
1	1	250		250	
1	1	150		150	
1	1	120		120	
3	2	330		220	
			6,600		6,490
		300		300	
		292		292	
		571		571	
		300		300	
		100		100	
		100		100	
			1,663		1,663
17	16		8,263		8,153
<b>Legislative Council and Assembly.</b>					
1	1	225		225	
1	1	64		64	
1	1	110		110	
1	1	110		110	
1	1	110		110	
1	1	54		54	
			673		673
		283		283	
		30		30	
		20		20	
		50		50	
			383		383
6	6		1,056		1,056
<b>Parliamentary Library.</b>					
1	1	400		400	
1	1	300		300	
1	1	200		200	
...	1	.....		110	
			900		1,010
		450		450	
		100		100	
		100		100	
		26		26	
		25		25	
			701		701
3	4		1,601		1,711

<sup>a</sup> Transferred from the Estimate for the Legislative Assembly.



## III.

## Chief Secretary.

## SUMMARY.

	Voted for 1865.	Required for 1866.
CHARGEABLE ON REVENUE.		
Chief Secretary ... ..	4,755	3,930
Military Allowance ..	15,729	*
Volunteers ... ..	5,329	5,621
Naval Brigade ... ..	3,400	3,450
Police. ... ..	152,325	138,382
Gold and Escort ... ..	8,200	7,700
Gaols and Penal Establishment	56,375	58,298
Lunatic Asylums ... ..	22,622	23,332
Medical Board ... ..	44	44
Vaccine Institution ... ..	2,012	2,150
Auditor General ... ..	4,507	4,507
Registrar General ... ..	12,200	12,095
Observatory ... ..	1,600	1,600
Museum ... ..	500	500
Colonial Agent ... ..	1,300	1,300
National Schools ... ..	35,000	40,000
Denominational Schools	35,000	40,000
Protestant Orphan School	3,269	3,177
Roman Catholic Orphan School	4,500	4,541
Asylums for the Infirm and Destitute	10,000	10,000
Grants in aid of Public Institutions	200	6,925
Charitable Allowances ... ..	21,993	26,274
Immigration ... ..	2,516	2,041
Miscellaneous Services ... ..	19,580	38,380
	422,956	434,247
TO BE RAISED BY LOAN.		
Assisted Immigration from the United Kingdom	40,000	40,000
TOTAL	£ 462,956	474,247

\* See Special Appropriations, 1866.

*The Treasury, New South Wales,  
Sydney, 28th February, 1866.*

GEOFFREY EAGAR,  
Treasurer.

No. of Persons.		No. III.—CHIEF SECRETARY.						SALARIES AND CONTINGENCIES.			
1865	1866							Amount Voted for 1865.		Amount Required for 1866.	
		Chief Secretary.						£		£	
1	1	Chief Secretary. (Provided in Schedule.)									
1	1	Under Secretary ... ..						800		800	
1	1	Chief Clerk ... ..						650		500	
1	...	Clerk ... ..						450		.....	
3	3	Clerks, at £400 ... ..						1,200		1,200	
1	1	Record Clerk ... ..						275		300	
2	1	Clerk ... ..						500		250	
1	1	Do. ... ..						225		225	
1	1	Do. ... ..						200		200	
1	1	a Messenger... ..						123		123	
1	1	Do. ... ..						104		104	
1	1	b Office-keeper, at 3s. 4d. per diem ... ..						61		61	
1	1	a Watchman, at 5s. do. ... ..						92		92	
								4,680		3,855	
		Incidental Expenses ... ..						.....	75	.....	75
16	14	TOTAL ... .. £						.....	4,755	.....	3,930
<b>Military Allowance.</b>											
INFANTRY.											
		Head Quarters Staff ... ..						256			
		Troops serving in New South Wales—consisting of 27 Officers, 43 Non-Commissioned Officers, and 392 Drummers and Privates ... ..						4,067			
		Allowance for Quarters ... ..						549			
		Barrack Supplies, Postage, and Incidental Expenses ... ..						2,401			
								7,273			
ARTILLERY.											
		One Battery—consisting of Captain Commanding, 4 Officers, 23 Non-Commissioned Officers, and 100 Gunners ... ..						6,212		*	
		Provisions ... ..						1,400			
		Forage ... ..						50			
		Apprehension of Deserters ... ..						100			
		Fuel ... ..						330			
		Light ... ..						110			
		Stationery ... ..						15			
		Working Pay ... ..						209			
		Postage ... ..						30			
								8,456			
		TOTAL ... .. £						.....	15,729		
<i>To be issued to the Military Accountant, for the time being, on behalf of Her Majesty.</i>											

a Provided with Quarters.

b Provided with Quarters, Fuel, and Light.

\* The amount required for 1866 is included amongst the Special Appropriations, permanent provision having been made under the "Military Contribution Act of 1865," for this Service.

ESTIMATES OF EXPENDITURE—1866.

No. of Persons.		No. III.—CHIEF SECRETARY.			
		SALARIES AND CONTINGENCIES.			
1865	1866	Volunteers.		Amount Voted for 1865.	Amount Required for 1866.
				£	£
		<b>SALARIES.</b>			
		<i>Staff.</i>			
1	1	Commandant of all Volunteers ... ..	500	500	
1	1	Brigade Adjutant, Paymaster, and Quarter-Master, at 15s. per diem ... ..	274	274	
1	1	Clerk, at 8s. per diem ... ..	128	146	
				902	920
		<i>Artillery.</i>			
...	1	Assistant Inspector, at 5s. per diem ... ..	.....	92	
1	1	Sergeant for Drill Instructors, at 7s. per diem ... ..	128	128	
				128	220
		<i>Rifles.</i>			
1	1	Sergeant-Major, at 10s. per diem ... ..	146	183	
...	1	Quarter-Master Sergeant, at 8s. per diem ... ..	.....	146	
...	3	Sergeants, at 7s. per diem ... ..	.....	384	
4	...	Drill Instructors, at 40s. per week ... ..	416	.....	
1	1	Bugler and Office-keeper, at 7s. per diem ... ..	104	128	
1	1	Armourer, at 5s. per diem ... ..	104	92	
1	1	Marker for Rifle Range, at 5s. per diem ... ..	55	92	
				825	1,025
		<b>CONTINGENCIES.</b>			
		<i>Artillery.</i>			
		Capitation Allowance for effective members, 200 at 40s. each ... ..	400	400	
		Forage Allowance for Assistant Inspector, at 3s. 6d. per diem ... ..	46	64	
		Hire of Horses for Guns ... ..	100	100	
		<i>Rifles.</i>			
		Clothing for Staff ... ..	40	50	
		Forage Allowance for Commanding Officer, Brigade Major, and Brigade Adjutant, at 3s. 6d. per diem ...	138	192	
		Travelling Expenses ... ..	50	100	
		Armoury Repairs and Material, Freight and Cartage of Ammunition, and Incidental Expenses ... ..	300	200	
		Capitation Allowance for effective members, 1,250, at 30s. each per annum ... ..	1,875	1,875	
		Marksmen's Badges, at 9s. 6d. each ... ..	75	75	
		Contribution to Band, on condition of one-third more being raised by private Subscription ... ..	200	200	
		Rifle Association, for Prizes, on condition of an equal amount being raised by private Subscription ... ..	250	200	
				3,474	3,456
12	13	TOTAL ... ..	£ .....	5,329	5,621
		<b>Naval Brigade.</b>			
1	1	Captain Commanding ... ..	50	50	
1	1	Clerk and Accountant ... ..	50	50	
1	1	Gunnery Instructor, Sydney ... ..	120	120	
1	1	Do., Newcastle ... ..	20	36	
5	5	Lieutenants, at 4s. per diem ... ..	365	365	
5	5	Sub-Lieutenants, at 2s. per diem ... ..	183	183	
10	10	Warrant Officers, at £18 each ... ..	180	180	
200	200	A. B's., at £12 each ... ..	2,400	2,400	
				3,368	3,384
		Incidental Expenses ... ..	.....	32	66
224	224	TOTAL ... ..	£ .....	3,400	3,450

No. of Persons.		No. III.—CHIEF SECRETARY.						SALARIES AND CONTINGENCIES.				
1865	1866							Amount Voted for 1865.		Amount Required for 1866.		
								£		£		
<b>Police.</b>												
<b>GENERAL ESTABLISHMENT.</b>												
1	1	Inspector General	...	...	...	...	...	800		800		
1	1	Secretary	...	...	...	...	...	500		500		
2	1	Clerk	...	...	...	...	...	600		300		
1	1	Do.	...	...	...	...	...	200		200		
1	1	Do.	...	...	...	...	...	175		175		
1	1	Do.	...	...	...	...	...	150		175		
1	1	Do.	...	...	...	...	...	125		125		
1	1	Office-keeper	...	...	...	...	...	25		25		
9	8								2,575		2,300	
<b>CONSTABULARY.</b>												
1	1	Superintendent	...	...	...	...	...	500		500		
2	3	Superintendents, at £450	...	...	...	...	...	900		1,350		
2	1	Superintendent	...	...	...	...	...	800		400		
3	5	Inspectors, at £300	...	...	...	...	...	900		1,500		
18	14	Sub-Inspectors, at £200...	...	...	...	...	...	3,600		2,800		
45	43	Sergeants, 1st Class, at 9s. 6d.	...	...	...	...	...					
60	55	Do., 2nd Class, at 8s. 3d.	...	...	...	...	...					
160	150	Senior Constables, at 6s. 9d.	...	...	...	...	...					
588	563	Ordinary do., at 6s.	...	...	...	...	...	103,943		98,373		
25	20	Supernumerary Constables, at 4s.	...	...	...	...	...					
2	1	Van Driver, at 7s. 6d.	...	...	...	...	...					
20	20	Trackers, at 2s. 6d.	...	...	...	...	...					
926	876								110,643		104,923	
<b>DETECTIVES.</b>												
...	1	Clerk	...	...	...	...	...	.....		225		
6	5	Detectives, 1st Class, at 10s.	...	...	...	...	...					
6	5	Do., 2nd Class, at 9s.	...	...	...	...	...	2,957		2,464		
6	5	Do., 3rd Class, at 8s.	...	...	...	...	...					
18	16								2,957		2,689	
1	1	Police Surgeon*	...	...	...	...	...	.....	200	.....	200	
<b>CONTINGENCIES.</b>												
Allowance to Members of the Police Force, when absent from their Quarters on duty												
								3,250		2,500		
Provisions for Prisoners in Lock-ups												
								1,800		1,500		
Fuel, Light, and Water, to Lock-ups and Barracks												
								2,750		1,900		
Rent of Premises for Police purposes												
								2,500		2,500		
Forage												
								15,000		12,500		
Remount Horses												
								1,750		1,000		
Shoeing, Veterinary Attendance, and Medicine												
								1,200		1,000		
Medical Attendance												
								950		720		
Conveyance of Prisoners and Police												
								4,500		3,000		
Fencing Paddocks												
								750		350		
Incidental Expenses—Repairs to Arms, Saddlery, Carts, destroying Dogs												
								1,500		1,300		
								35,950		28,270		
954	901	<b>TOTAL</b>						£	.....	152,325	.....	138,382

\* Also Vaccinator, Sydney ; Salary, £240 per annum proposed for 1866.



ESTIMATES OF EXPENDITURE—1866.

No. III.—CHIEF SECRETARY.

No. of Persons.			SALARIES AND CONTINGENCIES.			
1865	1866		Amount Voted for 1865.		Amount Required for 1866.	
			£		£	
		<b>Gold and Escort.</b>				
		Freight and Conveyance of Gold and Escorts ... ..	7,200		*7,200	
		To meet Unforeseen Expenses, in cases of emergency connected with Gold Fields and Escort ... ..	1,000	8,200	500	7,700
		TOTAL ... ..	£ .....	8,200	.....	7,700
		<b>Gaols and Penal Establishment.</b>				
1	...	Inspector of Prisons ... ..	800	800	.....	.....
		<b>SYDNEY GAOL.</b>				
1	1	Principal Gaoler ... ..	300		350	
1	1	<i>a</i> Visiting Surgeon... ..	270		270	
1	1	Clerk ... ..	230		200	
1	1	Do. ... ..	100		120	
1	1	Schoolmaster ... ..	200		200	
1	1	Chief Warder ... ..	150		200	
1	1	Senior Warder, at 7s. 6d. ... ..	137		137	
6	5	Warders, at 7s. ... ..	767		639	
10	10	Do., at 6s. 9d. ... ..	1,232		1,232	
16	22	Do., at 6s. 6d. ... ..	1,898		2,610	
...	1	Overseer ... ..	.....		200	
4	3	Overseers, at 10s... ..	730		548	
1	1	Messenger, at 6s. 6d. per diem ... ..	119		119	
1	1	Matron ... ..	75		100	
5	5	Female Warders, at £46... ..	180		230	
1	1	<i>b</i> Chaplain, Church of England ... ..	120		120	
1	1	Do., Roman Catholic ... ..	120		120	
1	1	<i>c</i> Do., Presbyterian ... ..	50		50	
			6,678		7,445	
		Provisions, Medical Comforts, Medicines, Surgical Instruments, and Incidental Expenses ... ..	3,000		3,700	
		Books for use of Prisoners, and Material for Binding and Repairing ... ..	30		†.....	
53	58		3,030	9,708	3,700	11,145
54	58	Carried forward ... ..	£ .....	10,508	.....	11,145

\* This Expenditure will be reimbursed by the Gold Escort Charges. † Placed under "Gaols generally" for 1866.  
*a* Also Surgeon for the Penal Establishment, Cockatoo Island; salary, £130 per annum. *b* Also Chaplain to the Penal Establishment, Cockatoo Island; salary, £120 per annum. *c* Also Chaplain, same Establishment; salary, £50 per annum.

No. of Persons.		SALARIES AND CONTINGENCIES.			
1865	1866	Amount Voted for 1865.		Amount Required for 1866.	
		<b>No. III.—CHIEF SECRETARY.</b>			
		<b>Gaols and Penal Establishment—continued.</b>			
54	58	£	10,508	£	11,145
		.....		.....	
		Brought forward ....			
		<b>PARRAMATTA GAOL.</b>			
1	1	100		100	
1	1	200		250	
1	1	20		20	
1	1	78		78	
1	1	200		200	
1	...	120		.....	
1	1	100		100	
1	1	137		146	
1	1	128		128	
25	25	2,966		2,966	
3	3	548		548	
1	1	25		25	
1	1	25		25	
1	1	92		92	
1	1	110		110	
		4,849		4,788	
		Provisions, Medical Comforts and Medicines, Fuel, Light, Water, and Incidental Expenses ...			
41	40	2,611	7,460	2,632	7,420
		<b>BATHURST GAOL.</b>			
1	1	150		175	
1	1	42		42	
1	1	70		70	
1	1	128		128	
1	1	124		137	
9	9	1,068		1,068	
1	1	30		46	
1	1	25		25	
1	1	25		25	
		1,662		1,716	
		Provisions, Fuel, Light, Water, Medical Comforts, Medicines, and Incidental Expenses ...			
		1,095		1,095	
		5		.....	
		82		82	
17	17	1,182	2,844	1,177	2,893
		<b>MAITLAND GAOL.</b>			
1	1	150		175	
1	1	42		42	
1	1	70		70	
1	1	150		140	
1	1	124		137	
7	10	831		1,187	
1	1	36		46	
1	1	25		25	
1	1	25		25	
		1,453		1,847	
		Provisions, Fuel, Light, Water, Medical Comforts, Medicines, and Incidental Expenses ...			
		1,100		1,100	
		5		.....	
15	18	1,105	2,558	1,100	2,947
127	133	£	23,370	.....	24,405
		Carried forward ...			

ESTIMATES OF EXPENDITURE—1866.

No. III.—CHIEF SECRETARY.

No. of Persons.						SALARIES AND CONTINGENCIES.			
1865	1866					Amount Voted for 1865.		Amount Required for 1866.	
						£		£	
<b>Gaols and Penal Establishment—continued.</b>									
127	133	Brought forward ... ..				.....	23,370	.....	24,405
<b>GOULBURN GAOL.</b>									
1	1	Gaoler ... ..				150		175	
1	1	Matron ... ..				42		42	
1	1	Visiting Surgeon...				70		70	
1	1	Clerk and Schoolmaster				150		128	
1	1	Chief Warder, at 7s. 6d.				124		137	
10	10	Warders, at 6s. 6d. ...				1,187		1,187	
1	1	Female Warder ... ..				30		46	
1	1	Chaplain, Church of England				25		25	
1	1	Do., Roman Catholic				25		25	
						1,803		1,835	
Provisions, Fuel, Light, Medical Comforts, and Incidental Expenses ... ..						890		900	
Allowance to Chief Warder, in lieu of Quarters, of 10s. per week ... ..						.....		26	
18	18					890		926	
							2,693		2,761
<b>BERRIMA GAOL.</b>									
1	1	Visiting Justice ... ..				75		75	
1	1	Gaoler ... ..				150		200	
1	1	Matron ... ..				42		42	
1	1	Visiting Surgeon and Dispenser...				150		200	
1	1	Clerk and Schoolmaster ...				150		150	
1	1	Chief Warder, at 7s. 6d.				124		137	
...	1	Senior Warder, at 6s. 9d.				.....		124	
16	15	Warders, at 6s. 6d. ...				1,898		1,780	
1	1	Chaplain, Church of England				25		100	
1	1	Do., Roman Catholic				25		75	
						2,639		2,883	
Provisions, Fuel, Light, Water, Medical Comforts, Medicines, Incidental Expenses, and Surgical Instruments						1,340		1,140	
24	24						3,979		4,023
<b>ALBURY GAOL.</b>									
1	1	Gaoler ... ..				120		140	
1	1	Matron ... ..				20		20	
4	4	Warders, at 6s. 6d. ...				475		475	
						615		635	
Provisions, Medical Comforts, Medicines, Fuel, Light, Water, and Incidental Expenses ... ..						471		421	
6	6						1,086		1,056
175	181	Carried forward ... ..				£ .....	31,128	.....	32,245

No. of Persons.		No. III.—CHIEF SECRETARY.				SALARIES AND CONTINGENCIES.			
1865	1866					Amount Voted for 1865.		Amount Required for 1866.	
						£		£	
		<b>Gaols and Penal Establishment—continued.</b>							
175	181	Brought forward ... ..				.....	31,128	.....	32,245
		<b>BRAIDWOOD GAOL.</b>							
1	1	Visiting Justice ... ..				50		50	
1	1	Gaoler ... ..				120		120	
1	1	Matron ... ..				20		20	
1	1	Visiting Surgeon ... ..				50		50	
3	3	Warders, at 6s. 6d. ... ..				356		356	
						596		596	
		Provisions, Medical Comforts, Medicines, Fuel, Light, Water, and Incidental Expenses ... ..				353		348	
							949		944
7	7								
		<b>MUDGE GAOL.</b>							
1	1	Gaoler ... ..				120		140	
1	1	Visiting Surgeon ... ..				50		50	
1	1	Matron ... ..				20		20	
4	4	Warders, at 6s. 6d. ... ..				475		475	
						665		685	
		Provisions, Medical Comforts, Medicines, Fuel, Light, Water, and Incidental Expenses ... ..				390		295	
							1,055		980
7	7								
		<b>GRAFTON GAOL.</b>							
1	1	Gaoler ... ..				120		120	
1	1	Matron ... ..				20		20	
2	2	Warders, at 6s. 6d. ... ..				238		238	
						378		378	
		Provisions, Medical Comforts, Medicines, Fuel, Light, Water, and Incidental Expenses ... ..				114		124	
							492		502
4	4								
		<b>WOLLONGONG GAOL.</b>							
1	1	Visiting Justice ... ..				50		50	
1	...	Visiting Surgeon ... ..				25		.....	
1	1	Gaoler ... ..				120		140	
1	1	Matron ... ..				20		20	
3	4	Warders, at 6s. 6d. ... ..				356		475	
						571		685	
		Provisions, Medical Comforts, Medicines, Fuel, Light, Water, and Incidental Expenses ... ..				385		445	
							956		1,130
7	7								
200	206	Carried forward ... ..				£ .....	34,580	.....	35,801

## ESTIMATES OF EXPENDITURE—1866.

21

## No. III.—CHIEF SECRETARY.

No. of Persons.						SALARIES AND CONTINGENCIES.			
1865	1866					Amount Voted for 1865.		Amount Required for 1866.	
						£		£	
<b>Gaols and Penal Establishment—continued.</b>									
200	206	Brought forward ... ..				.....	34,580	.....	35,801
ARMIDALE GAOL.									
1	1	Gaoler ... ..				120		120	
1	1	Matron ... ..				20		20	
3	3	Warders, at 6s. 6d. ... ..				356		356	
						496		496	
Provisions, Medical Comforts, Medicines, Fuel, Light, Water, and Incidental Expenses ... ..						258		258	
							754		754
5	5								
WAGGA WAGGA GAOL.									
1	1	Gaoler ... ..				120		120	
1	1	Matron ... ..				20		20	
3	3	Warders, at 6s. 6d. ... ..				356		356	
						496		496	
Provisions, Medical Comforts, Medicines, Fuel, Light, Water, and Incidental Expenses ... ..						240		450	
							736		946
5	5								
EDEN GAOL.									
1	...	Gaoler ... ..				120		.....	
1	1	Matron ... ..				20		20	
2	1	Warder, at 6s. 6d. ... ..				238		119	
						378		139	
Provisions, Medical Comforts, Medicines, Fuel, Light, Water, and Incidental Expenses ... ..						154		.....	
							532		139
4	2								
YASS GAOL.									
1	1	Visiting Justice ... ..				50		50	
1	1	Gaoler ... ..				120		120	
1	1	Matron ... ..				20		20	
1	1	Visiting Surgeon ... ..				50		50	
4	4	Warders, at 6s. 6d. ... ..				475		475	
						715		715	
Provisions, Medical Comforts, Medicines, Fuel, Light, Water, and Incidental Expenses ... ..						425		500	
							1,140		1,215
8	8								
222	226	Carried forward ... ..				.....	37,742	.....	38,855

No. of Persons.		No. III.—CHIEF SECRETARY.						SALARIES AND CONTINGENCIES.				
1865	1866	Gaols and Penal Establishment—continued.						Amount Voted for 1865.		Amount Required for 1866.		
								£		£		
222	226	Brought forward ... ..						.....	37,742	.....	38,855	
<b>WINDSOR GAOL.</b>												
1	...	Visiting Justice ... ..						50	.....	.....		
1	...	Visiting Surgeon... ..						50	.....	.....		
1	...	Gaoler ... ..						120	.....	.....		
1	1	Matron ... ..						20	20	.....		
2	1	Warder, at 6s. 6d. ... ..						238	119	.....		
							478		139			
Provisions, Medical Comforts, Medicines, Fuel, Light, Water, and Incidental Expenses ... ..												
							430		.....			
								908		139		
6	2											
<b>DENLIQUIN GAOL.</b>												
1	...	Visiting Surgeon... ..						50	.....	.....		
1	1	Gaoler ... ..						120	140	.....		
1	1	Matron ... ..						20	20	.....		
4	4	Warders, at 6s. 6d. ... ..						475	475	.....		
							665		635			
Provisions, Medical Comforts, Medicines, Fuel, Light, Water, and Incidental Expenses ... ..												
							396		440			
								1,061		1,075		
7	6											
<b>PORT MACQUARIE GAOL.</b>												
...	1	Gaoler ... ..						.....	175	.....		
...	1	Visiting Surgeon... ..						.....	150	.....		
...	1	Matron ... ..						.....	20	.....		
...	1	Clerk and Schoolmaster ... ..						.....	128	.....		
...	1	Chief Warder, at 7s. 6d. per diem ... ..						.....	137	.....		
...	10	Warders, at 6s. 6d. per diem ... ..						.....	1,187	.....		
...	1	Chaplain, Church of England ... ..						.....	25	.....		
...	1	Do., Roman Catholic ... ..						.....	25	.....		
							.....		1,847			
Provisions, Medical Comforts, Medicines, Fuel, Light, Water, and Incidental Expenses ... ..												
							.....		1,450			
								.....		3,297		
...	17											
<b>GUNDAGAI GAOL.</b>												
1	1	Warder, at 6s. 6d. ... ..						.....	119	.....		
<b>TAMWORTH GAOL.</b>												
2	2	Warders, at 6s. 6d. ... ..						.....	238	.....		
<b>ORANGE GAOL.</b>												
2	2	Warders, at 6s. 6d. ... ..						.....	238	.....		
<b>TENTERFIELD GAOL.</b>												
1	1	Matron ... ..						20	20	.....		
1	1	Warder, at 6s. 6d. ... ..						119	119	.....		
								139		139		
2	2											
<b>WELLINGTON GAOL.</b>												
1	1	Warder, at 6s. 6d. ... ..						.....	119	.....		
243	259	Carried forward ... ..						£	.....	40,564	.....	44,219

ESTIMATES OF EXPENDITURE—1866.

No. III.—CHIEF SECRETARY.

No. of Persons.		SALARIES AND CONTINGENCIES.			
1865	1866	Amount Voted for 1865.		Amount Required for 1866.	
		£		£	
<b>Gaols and Penal Establishment—continued.</b>					
243	2 9	Brought forward ... ..		40,564	44,219
<b>GAOLS, COUNTRY DISTRICTS.</b>					
20	20	9 Gaolers at £20 and 11 at £10 each per annum ...		400	290
		Provisions and Medical Attendance for Prisoners confined in Lock-ups proclaimed as Gaols ... ..		1,500	1,500
				1,900	1,790
<b>GAOLS GENERALLY.</b>					
1	1	Extra Warders, at 6s. 6d. per diem ... ..		500	500
		Trades Overseer (for Sydney Gaol) ... ..		200	200
2	2	Trades Overseers (for Parramatta and Berrima Gaols), at £150 ... ..		300	300
6	4	Trades Foremen, at 7s. 6d. per diem ... ..		600	548
		Books for the use of Prisoners, and materials for binding and repairing ... ..		*.....	30
		For conveyance of Prisoners, while under escort by Police, to Gaols other than the place of sentence ...		400	400
		For conveyance of Prisoners, being lunatics, infirm persons, or paupers, under escort other than Police.		300	150
		For gratuities to Prisoners on their discharge from Gaols		300	250
		For purchase of materials for, and incidental expenses connected with, employment of Prisoners in Gaols		2,500	1,000
				5,100	3,378
9	7				
<b>PENAL ESTABLISHMENT, COCKATOO ISLAND.</b>					
1	1	Superintendent. (Duty performed by Engineer-in-Chief.)		.....	.....
1	1	Clerk, and Clerk of Petty Sessions ... ..		200	200
1	1	a Principal Warder ... ..		180	180
1	1	b Visiting Surgeon... ..		130	130
1	1	Dispenser ... ..		150	150
1	1	Schoolmaster ... ..		150	150
1	1	Second Warder, at 8s. ... ..		146	146
1	1	Third Warder, at 7s. 6d. ... ..		137	137
3	3	Warders, at 7s. ... ..		384	384
35	35	Police Force—1 Senior Serjeant, at 9s. 6d.; 2 Serjeants, at 8s. 3d.; 2 Senior Constables, at 6s. 9d.; and 30 Constables, at 6s. per diem... ..		4,006	4,006
1	1	c Chaplain, Church of England ... ..		120	120
1	1	Do., Roman Catholic ... ..		120	120
1	1	d Do., Presbyterian ... ..		50	50
				5,773	5,773
Provisions, Medical Comforts, Medicines, Surgical Instruments, and Incidental Expenses ... ..					
				2,673	2,673
		Uniforms for Warders ... ..		35	35
		Burial of Prisoners ... ..		10	10
		Gratuities to Prisoners, for Extra Labour ... ..		120	120
		Gratuities to Prisoners on their discharge ... ..		.....	100
49	49			2,838	2,938
				8,611	8,711
1	1	VISITING JUSTICE at Sydney Gaol, and Penal Establishment, Cockatoo Island ... ..		.....	200
322	336	TOTAL ... .. £		56,375	58,298

\* Voted for 1865 under "Sydney Gaol."  
 a The Officers who reside on the Island are allowed Provisions, Fuel, and Light. b Surgeon also to the Sydney Gaol; Salary, £270 per annum.  
 c Chaplain also to the Sydney Gaol; Salary, £120 per annum. d Chaplain also to the Sydney Gaol; Salary, £50 per annum.

No. of Persons.		No. III.—CHIEF SECRETARY.			
1865	1866	SALARIES AND CONTINGENCIES.			
		Amount Voted for 1865.		Amount Required for 1866.	
		£		£	
		<b>Lunatic Asylums.</b>			
		Allowance to Medical Board, appointed to make weekly visits... ..			
		.....	260	.....	500
		<b>TARBAN.</b>			
1	1	Superintendent ... ..	650	650	
1	1	Assistant Medical Officer ... ..	250	250	
1	1	Clerk ... ..	130	130	
1	1	Dispenser ... ..	100	100	
1	1	Storekeeper ... ..	100	100	
1	1	Matron ... ..	90	100	
1	1	Master Attendant ... ..	90	90	
5	5	Senior Male Attendants, at £72... ..	360	360	
19	19	Junior Do., at £66... ..	1,254	1,254	
3	4	Senior Female Attendants, at £50 ... ..	150	200	
13	12	Junior Do., at £46 ... ..	598	552	
7	7	Servants—one at £77; one at £60; three at £50; and two at £45 ... ..	377	377	
			4,149	4,163	
		Allowance in lieu of Provisions, Fuel, and Light, to the Superintendent and Clerk, at £45 each ... ..			
			90	90	
		Provisions and Medical Comforts ... ..			
			6,859	6,860	
		Medicines and Surgical Instruments ... ..			
			.....	100	
		Forage for two Horses ... ..			
			110	110	
		Books and Periodicals ... ..			
			20	20	
		To provide Amusement to Inmates ... ..			
			.....	100	
		House Rent for the Clerk ... ..			
			.....	35	
		Incidental Expenses ... ..			
			55	55	
54	54		7,134	7,370	
			11,283	11,533	
		<b>PARRAMATTA.</b>			
1	1	Superintendent ... ..	600	600	
1	1	Storekeeper and Manager ... ..	220	220	
1	1	Matron ... ..	100	100	
1	1	Dispenser ... ..	120	120	
1	1	Clerk ... ..	120	120	
1	1	Master Attendant ... ..	130	150	
25	25	Male Attendants—one at £75; three at £72; one at £70; and twenty at £66 each ... ..	1,681	1,681	
16	16	Female Attendants—three at £50; and thirteen at £40 each ... ..	670	670	
16	16	Servants—one at £80; one at £50; two at £40 per annum; and twelve at 9d. each per diem ... ..	355	375	
1	1	Farm Overseer ... ..	66	66	
1	1	Gardener ... ..	52	52	
1	1	Nurse to Idiotic Children ... ..	15	15	
			4,129	4,169	
		Provisions, Medical Comforts, Medicines, Surgical Instruments, Fuel and Light, and Incidental Expenses... ..			
			6,850	6,850	
		Forage for two Horses ... ..			
			80	70	
		Books, Periodicals, and Newspapers ... ..			
			20	100	
		To provide Amusement to Inmates ... ..			
			.....	100	
		Incidental Expenses ... ..			
			.....	10	
66	66		6,950	7,130	
			11,079	11,299	
120	120	<b>TOTAL ... ..</b>	£ .....	22,622	23,332

NOTE.—The Officers residing in the Establishments are provided with Provisions, Fuel, and Light.



No. III.—CHIEF SECRETARY.

No. of Persons.		SALARIES AND CONTINGENCIES.				
1865	1866	Amount Voted for 1865.		Amount Required for 1866.		
		£		£		
<b>Medical Board.</b>						
1	1	Clerk to Board	.....	44	.....	44
<hr/> <hr/>						
<b>Vaccine Institution.</b>						
1	1	a Vaccinator, Sydney	100		240	
1	1	Office-keeper, Sydney	20		20	
				120		260
		Fees to Vaccinators, say for 15,000 children, at 2s. 6d. each	1,875		1,875	
		Incidental Expenses	17		15	
				1,892		1,890
2	2	TOTAL	.....	2,012	.....	2,150
<hr/> <hr/>						
<b>Auditor General.</b>						
1	1	Auditor General. (Provided in Schedule.)				
1	1	Chief Clerk and Inspector of Accounts	550		550	
1	1	Inspector of Customs' and Revenue Accounts	450		450	
1	1	Corresponding Clerk	385		385	
1	1	Examiner of Expenditure Accounts	370		370	
2	2	Clerks, at £300	600		600	
1	1	Clerk	275		275	
1	1	Do.	255		255	
1	...	Do.	250		.....	
...	2	Clerks, at £225	.....		450	
2	1	Clerk	400		200	
1	1	Do.	175		175	
1	1	Do.	150		150	
1	1	Do.	110		110	
1	1	Do.	75		75	
1	1	Probationary Clerk	50		50	
1	1	Messenger	102		102	
1	1	b House-keeper	50		50	
				4,247		4,247
		Incidental Expenses	10		10	
		Extra Clerical Assistance for Parliamentary and other Returns, as required	250		250	
				260		260
19	19	TOTAL	.....	4,507	.....	4,507

a Also Police Surgeon; Salary, £200 per annum.

b Provided with Quarters, Fuel, and Light.

No. of Persons.		No. III.—CHIEF SECRETARY.				SALARIES AND CONTINGENCIES.				
1865	1866					Amount Voted for 1865.		Amount Required for 1866.		
						£		£		
		<b>Registrar General.</b>								
1	1	Registrar General	...	...	...	.....	700	.....	700	
		<b>STATISTICAL BRANCH.</b>								
1	1	Compiler of General Statistics	...	...	...	275		275		
1	1	Examiner and Compiler of Vital Statistics	...	...	...	250		250		
1	1	Clerk	...	...	...	250		250		
1	1	Do.	...	...	...	125		125		
1	1	Do.	...	...	...	125		125		
2	2	Clerks, at £100 each	...	...	...	200		200		
1	1	Messenger	...	...	...	100		100		
							1,325		1,325	
		<b>REGISTRATION OF DEEDS BRANCH.</b>								
1	1	Clerk	...	...	...	250		250		
1	1	Do.	...	...	...	225		225		
1	1	Do.	...	...	...	225		225		
1	1	Do.	...	...	...	100		125		
1	1	Book Porter	...	...	...	120		120		
							920		945	
		<b>LAND TITLES BRANCH.</b>								
2	2	Examiners of Titles	...	...	...	2,000		2,000		
1	1	Deputy Registrar General	...	...	...	600		600		
1	1	Principal Draftsman	...	...	...	600		600		
1	1	Assistant Draftsman	...	...	...	350		350		
2	2	Junior Assistant Draftsmen, at £100	...	...	...	200		200		
1	1	Clerk	...	...	...	300		300		
1	1	Do.	...	...	...	250		250		
1	1	Do.	...	...	...	225		225		
1	1	Assistant Clerk	...	...	...	50		50		
1	1	Messenger	...	...	...	100		100		
							4,675		4,675	
1	1	Office-keeper	...	...	...	30		50		
		Extra Clerks, for Indexing	...	...	...	200		.....	50	
							230		50	
							7,850		7,695	
		Allowances to District Registrars	...	...	...	3,600		3,600		
		Cost of Binding	...	...	...	150		150		
		Preparing General Indexes of Births, Marriages, and Deaths	...	...	...	200		250		
		Incidental Expenses	...	...	...	400		400		
							4,350		4,400	
27	27	<b>TOTAL</b> ... ..				£	.....	12,200	.....	12,095

No. III.—CHIEF SECRETARY.

No. of Persons.		SALARIES AND CONTINGENCIES.			
1865	1866	Amount Voted for 1865.		Amount Required for 1866.	
		£		£	
<b>Observatory.</b>					
1	1	Astronomer ... ..	600		600
1	1	Assistant ... ..	300		300
1	1	Messenger and Porter ... ..	100		100
1	1	Meteorological Observer ... ..	50		50
10	10	Meteorological Observers at Country Stations ... ..	120	1,170	120
		Purchase of Books ... ..	30		30
		Expenses of Magnetical Survey ... ..	150		150
		Purchase of New Instruments ... ..	100	}	220
		Do. do. for Country Stations ... ..	120		30
		Incidental Expenses ... ..	30		30
			430		430
14	14	<b>TOTAL</b> ... ..	£ .....	1,600	£ .....
<b>Museum.</b>					
1	1	Curator ... ..	.....	500	.....
<b>Colonial Agent.</b>					
1	1	Agent to represent the Colony, resident in London ... ..	1,000		1,000
		Office Rent, Clerical Assistance, Stationery and Incidental Expenses ... ..	300		300
			1,300		1,300
<b>National Schools.</b>					
		For the support of Schools, and Incidental Expenses of the Board, including the Allowances to the Teachers	.....	35,000	.....
<b>Denominational Schools.</b>					
		For the support of Schools, and Incidental Expenses of the Board, including the Allowances to the Teachers	.....	35,000	.....
<b>Protestant Orphan School.</b>					
1	1	<i>a</i> Matron ... ..	164		164
1	1	<i>b</i> Master ... ..	93		93
1	1	<i>c</i> Surgeon ... ..	73		73
1	1	<i>b</i> Schoolmaster ... ..	120		120
3	3	Assistant Teachers, at £70, £60, and £30 ... ..	160		160
17	15	Attendants; one at £70, one at £52, three at £35, six at £30, and four at £25 ... ..	544	1,154	507
					1,117
		School Books ... ..	80		60
		Provisions, Fuel, Light, Medicines, Forage, and Incidental Expenses ... ..	2,000		2,000
		Purchase of a Horse ... ..	35		.....
			2,115		2,060
24	22	<b>TOTAL</b> ... ..	£ .....	3,269	£ .....

*a* The Officers residing in the Establishment are each allowed a ration of Provisions.  
*b* The Master and Schoolmaster are allowed, in addition, a half ration for each of their children.  
*c* Surgeon also to the Roman Catholic Orphan School, and to the Gaol, Parramatta; Salary, £140 per annum.

No. of Persons.		No. III.—CHIEF SECRETARY.				SALARIES AND CONTINGENCIES.			
1865	1866					Amount Voted for 1865.		Amount Required for 1866.	
						£		£	
<b>Roman Catholic Orphan School.</b>									
1	1	a	Matron	...	...	164		164	
...	1		Sub-Matron	...	...	.....		70	
1	1	b	Surgeon	...	...	71		71	
1	1		Schoolmaster	...	...	146		146	
1	1		Clerk to the Committee	...	...	80		80	
1	1		Assistant Teacher	...	...	80		80	
2	...		Girls' Teachers, at £70 and £60	...	...	130		.....	
...	1		Girls' Teacher	...	...	.....		60	
1	1		Infant Teacher	...	...	50		50	
12	13		Attendants—two at £60, two at £30, six at £25, and three at £20...	...	...	349		390	
			School Books	...	...	80	1,070	80	1,111
			Provisions, Fuel and Light, Medicines and Incidental Expenses	...	...	2,350		2,350	
			Additional Buildings	...	...	1,000		1,000	
							3,430		3,430
20	21		TOTAL	...	...	£ .....	4,500	.....	4,541
<b>Asylums for the Infirm and Destitute</b>									
						.....	10,000	.....	10,000
<b>Grants in aid of Public Institutions.</b>									
			To supplement the present Annual Endowment of £1,000 to the Australian Museum	...	...	200		200	
			In aid of the Sydney Mechanics' School of Arts	...	...	.....		200	
			In aid of the following Institutions, on condition of equal amounts being raised by private contributions, viz:—						
			Balmain School of Arts	...	...	.....		200	
			Bathurst School of Arts	...	...	.....		200	
			East Maitland School of Arts	...	...	.....		200	
			Grafton School of Arts	...	...	.....		200	
			Goulburn School of Arts	...	...	.....		200	
			Mudgee School of Arts	...	...	.....		200	
			Morpeth School of Arts	...	...	.....		200	
			Newtown School of Arts	...	...	.....		200	
			Parramatta School of Arts	...	...	.....		200	
			Richmond School of Arts	...	...	.....		200	
			St. Leonard's School of Arts	...	...	.....		200	
			Windsor School of Arts	...	...	.....		200	
			West Maitland School of Arts	...	...	.....		200	
			Wollongong School of Arts	...	...	.....		200	
			Yass Mechanics' Institute	...	...	.....		200	
			Albury School of Arts	...	...	.....		100	
			Armidale School of Arts	...	...	.....		100	
			Bellambi and Bulli School of Arts	...	...	.....		100	
			Branxton Mechanics' Institute	...	...	.....		100	
			Braidwood Literary Institute	...	...	.....		100	
			Camden School of Arts	...	...	.....		100	
			Paterson School of Arts	...	...	.....		100	
			Tamworth Mechanics' Institute	...	...	.....		100	
			Wagga Wagga Mechanics' Institute	...	...	.....		100	
			Waverley School of Arts	...	...	.....		100	
			Stroud School of Arts	...	...	.....		25	
			In aid of the erection of buildings for the following Institutions, on condition of equal amounts being raised by private contributions, viz:—						
			Deniliquin Mechanics' Institute	...	...	.....		500	
			Kempsey School of Arts	...	...	.....		500	
			Singleton Mechanics' Institute	...	...	.....		500	
			Yass Mechanics' Institute	...	...	.....		1,000	
							200		6,925

<sup>a</sup> The Officers residing in the Establishment are each allowed a ration of Provisions.

<sup>b</sup> Surgeon also to the Protestant Orphan School, and to the Gaol at Parramatta; Salary, £151 per annum.

ESTIMATES OF EXPENDITURE—1866.

No. III.—CHIEF SECRETARY.

Charitable Allowances.	Amount Voted for 1865.		Amount Required for 1866.	
	£		£	
For the support of Paupers in the Colonial Hospitals ... ..	4,000		4,000	
In aid of the Sydney Infirmery and Dispensary, on condition of an equal amount being raised by Private Contributions... ..	1,727		2,000	
For the support of Women and Children in the Benevolent Asylum, Sydney ... ..	3,600		4,208	
In aid of the Funds of the Benevolent Society, Sydney, on condition of an equal amount being raised by Voluntary Contributions ... ..	500		500	
For the support of Infants removed from the Benevolent Asylum, Sydney, to the Asylum for Destitute Children at Randwick...	700		1,000	
In aid of the Asylum for Destitute Children at Randwick, on condition of £2,000 being raised by Private Contributions ... ..	2,000		4,000	
Towards Outfit for the Maitland Hospital ... ..	.....		200	
In aid of the Hospitals, Windsor, Newcastle, Port Macquarie, Yass, Armidale and New England, Sofala, Braidwood, Port Stephens, Kiandra, Murrurundi, Forbes, Muswellbrook, Carcoar, and Mudgee, at £200 each, on condition of sums to an equal amount being raised by Private Contributions ... ..	2,800		2,800	
In aid of the Hospital at Wagga Wagga, on same condition ... ..	200		300	
In aid of the Hospitals at Wollongong and Gundagai, at £200 each, on same condition ... ..	.....		400	
In aid of the Hospital, Maitland, on same condition ... ..	600		600	
In aid of the Hospitals, Parramatta and Goulburn, at £300 each, on same condition ... ..	600		600	
In aid of the Hospital at Bathurst, on same condition ... ..	700		700	
In aid of the Benevolent Society, Parramatta, on same condition...	350		350	
In aid of the Benevolent Society, Singleton and Patrick's Plains, on same condition ... ..	300		300	
In aid of the Benevolent Society, Tamworth, on same condition ... ..	150		150	
In aid of the Penrith Hospital and Benevolent Society, on same condition ... ..	200		200	
In aid of the Hospital, Young, on same condition ... ..	416		416	
In aid of the Hospital, Grafton, on same condition ... ..	150		150	
In aid of the Hospital, Adelong, on same condition ... ..	150		150	
In aid of the Hospital, Wellington, on same condition ... ..	100		100	
In aid of the Hospital, Tenterfield, on same condition ... ..	.....		200	
In aid of the Hospital, Bourke, on same condition ... ..	.....		275	
In aid of the Hospital, Menindee, on same condition ... ..	.....		500	
In aid of the Hospital, Deniliquin, on same condition ... ..	.....		600	
In aid of the erection of an Hospital at Orange, on same condition	.....		725	
In aid of the Albury Hospital and Benevolent Society, on same condition ... ..	400		400	
In aid of the Narrabri Benevolent Asylum and Hospital, on same condition ... ..	600		200	
In aid of the Deaf and Dumb Institution ... ..	250		250	
Other Votes for 1865 ... ..	1,500		.....	
		21,993		26,274

No. of Persons.				SALARIES AND CONTINGENCIES.			
1865	1866			Amount Voted for 1865.		Amount Required for 1866.	
				£		£	
<b>Immigration.</b>							
1	1	Agent ... ..		400		400	
1	1	Chief Clerk ... ..		350		350	
1	1	Clerk (Accountant) ... ..		255		255	
1	1	Clerk ... ..		200		150	
1	...	Do. ... ..		175		.....	
...	1	Do. ... ..		.....		100	
1	1	Matron ... ..		100		100	
1	1	Sub-Matron ... ..		36		36	
1	1	Messenger... ..		100		100	
		Provisions... ..		400	1,616	250	1,491
		Medicines, Medical Attendance, and Incidental Expenses		500		300	
					900		550
8	8	<b>TOTAL ... ..</b>	£	.....	2,516	.....	2,041
<b>Miscellaneous Services.</b>							
		To meet the expense of taking the Census... ..		.....		20,000	
		Municipal Council, Sydney, in aid of the City Funds ... ..		10,000		10,000	
		Expenses attending the preparation of the Electoral Lists ... ..		5,500		5,500	
		For defraying expenses of the Returning Officers of the several Electoral Districts ... ..		1,250		1,250	
		Newspapers and Almanacs ... ..		30		30	
		Burials of destitute persons in cases where inquests are not held ... ..		450		300	
		Maintenance of deserted children, paupers taken charge of for protection, expenses of transmission, &c. ... ..		300		200	
		Fees for examining Lunatics ... ..		50		100	
		Rewards for apprehension of Offenders ... ..		2,000		1,000	
					19,580		38,380
<b>To be raised by Loan.</b>							
<b>IMMIGRATION.</b>							
		For the purpose of assisting Immigration to this Colony ... ..		.....	40,000	.....	40,000

## IV.

## Administration of Justice.

## SUMMARY.

	Voted for 1865.	Required for 1866.
Law Officers of the Crown ... ..	4,630	5,215
Supreme and Circuit Courts ... ..	10,946	11,983
Sheriff ... ..	6,920	7,325
Insolvent Court... ..	1,455	1,455
District Courts ... ..	11,171	10,841
Quarter Sessions ... ..	10,714	10,714
Petty Sessions ... ..	34,921	34,621
Coroners ... ..	3,289	3,289
Court of Claims ... ..	100	100
TOTAL ... .. £	84,146	85,543

*The Treasury, New South Wales,  
Sydney, 28th February, 1866.*

.GEOFFREY EAGAR,  
Treasurer.

No. of Persons.		No. IV.—ADMINISTRATION OF JUSTICE.			
1865	1866	SALARIES AND CONTINGENCIES.			
		Amount Voted for 1865.		Amount Required for 1866.	
		£		£	
		<b>Their Honors the Judges.</b>			
1	1	The Chief Justice } (Provided for in Schedule A, and			
2	3	The Puisne Judges } by Colonial Acts, <i>ante</i> page 6.)			
3	4				
		<b>Law Officers of the Crown.</b>			
1	1	Attorney General } (Provided for in Schedule A.)			
1	1	Solicitor General }			
1	1	Under Secretary to the Law Department	500	650	
1	1	First Clerk do.	200	200	
1	1	Assistant Clerk do.	183	183	
1	2	Parliamentary Draftsmen, at £250 each	500	500	
1	1	Crown Solicitor	1,000	1,000	
1	1	First Clerk to Crown Solicitor	500	500	
1	1	Second do. do.	350	350	
1	1	Third do. do.	300	300	
1	1	Copying Clerk	150	150	
1	1	Messenger	104	104	
1	1	Do.	78	78	
1	1	a Housekeeper	40	40	
			3,905		4,055
		Fees to Prosecuting Barristers (Additional Circuits)	320	510	
		Travelling Expenses ( Do. )	155	250	
		Incidental Expenses	50	50	
		To meet Incidental Expenses of Actions by, or against, the Government	200	200	
		To provide fees for Counsel employed in the defence of Aborigines	.....	100	
		Towards the formation of a Law Library for the use of the Law Officers	.....	50	
			725		1,160
14	15	TOTAL	4,630	.....	5,215
		<b>Supreme and Circuit Courts.</b>			
1	1	Master in Equity	1,000	1,000	
1	1	First Clerk	350	500	
1	1	Second Clerk	215	215	
1	1	Third Clerk	200	200	
1	1	Messenger	104	104	
1	1	Prothonotary and Curator of Intestate Estates	700	700	
1	1	Chief Clerk	400	400	
1	1	Second Clerk	350	350	
1	1	Third Clerk	250	250	
1	1	Fourth Clerk	200	200	
...	1	Custodian of Wills	.....	50	
3	4	b Clerks to the Judges; 1 at £275, 1 at £260, and 2 at £245	780	1,025	
1	1	Crier and Tipstaff	132	132	
2	3	b Tipstiffs to the Judges, at £120	240	360	
1	1	Messenger...	114	114	
1	1	a Courtkeeper, King-street	114	114	
1	1	c Do. Darlington	114	114	
1	1	c Assistant do.	28	50	
1	1	c Courtkeeper, Goulburn	24	24	
1	1	Charwoman	26	26	
			5,341		5,928
		Travelling Expenses of the Judges (Additional Circuits)	750	1,200	
		Allowance to Special Constables...	25	25	
		Allowance to Witnesses attending the Supreme and Circuit Courts	4,500	4,500	
		Incidental Expenses	30	30	
		Allowance to Law Reporters	200	200	
		Towards the formation of a Law Library for the use of the Supreme Court	100	100	
			5,605		6,055
22	25	TOTAL	10,946	.....	11,983

a Provided with Quarters, Fuel, and Light.

b Necessary since passing of Additional Judge Act, 28 Vict., No. 7.

c Provided with Quarters.



## ESTIMATES OF EXPENDITURE—1866.

33

## No. IV.—ADMINISTRATION OF JUSTICE.

No. of Persons.		SALARIES AND CONTINGENCIES.			
1865	1866	Amount Voted for 1865.		Amount Required for 1866.	
		£		£	
<b>Sheriff.</b>					
1	1	Sheriff ... ..	650	*800	
1	1	Under Sheriff ... ..	400	400	
1	1	Clerk ... ..	300	300	
1	1	Do. ... ..	215	215	
1	1	Do. ... ..	175	175	
1	1	Do. ... ..	150	150	
1	1	Head Bailiff, Sydney ... ..	200	200	
1	1	Assistant do., do. ... ..	175	175	
1	1	2nd do., do. ... ..	120	120	
1	1	3rd do., do. ... ..	120	120	
1	1	Bailiff, at Parramatta, Windsor, and Campbelltown ...	200	200	
1	1	Do. Maitland ... ..	200	200	
1	1	Do. Muswellbrook ... ..	175	175	
1	1	Do. Goulburn ... ..	150	150	
1	1	Do. Bathurst ... ..	150	150	
...	1	a Do. Wagga Wagga (Additional Circuit) ... ..	.....	115	
1	1	Do. Albury ... ..	115	115	
...	1	a Do. Deniliquin (Additional Circuit) ... ..	.....	115	
1	1	a Do. Armidale ... ..	115	115	
1	1	a Do. Tamworth ... ..	115	115	
1	1	Bailiff Assistant, at Maitland, when required ...	50	50	
1	1	Messenger .. ...	120	120	
			3,895		4,275
		Travelling Expenses of the Sheriff or Under Sheriff ...	150	150	
		Allowances to Bailiffs for serving Summonses ...	475	†500	
		Do. to Jurors attending the Supreme and Circuit Courts ... ..	2,250	2,250	
		Special Constables ... ..	100	100	
		Incidental Expenses ... ..	50	50	
			3,025		3,050.
20	22	<b>TOTAL ... ..</b>	£ .....	6,920	.....
					7,325
<b>Insolvent Court.</b>					
1	1	Chief Commissioner. (Provided by Act 24 Vic., No. 20.)			
1	1	Registrar and Accountant ... ..	600	600	
1	1	Chief Clerk ... ..	250	250	
1	1	Second Clerk ... ..	200	200	
1	1	Third Clerk ... ..	150	150	
1	1	Bailiff and Messenger ... ..	165	165	
1	1	Courtkeeper, Crier, and Attendant ... ..	90	90	
				1,455	1,455
7	7				

\* This includes £150 for the duty discharged by the Sheriff as Inspector of Prisons.

a Acting also for District Courts.

† Additional Circuits

No. IV.—ADMINISTRATION OF JUSTICE.

No. of Persons.		SALARIES AND CONTINGENCIES.			
1865	1866	Amount Voted for 1865.		Amount Required for 1866.	
		£		£	
<b>District Courts.</b>					
METROPOLITAN AND COAST DISTRICT.					
2	2	Judges. (Provided for by Act.22 Vic., 18.)			
1	1	500		500	
1	1	400		*400	
1	1	325		325	
1	1	250		250	
1	1	200		200	
1	1	200		200	
1	1	150		100	
1	1	104		54	
1	1	104		54	
1	1	104		54	
1	1	104		104	
1	1	35		35	
1	1	120		120	
1	1	80		80	
1	1	70		70	
1	1	30		30	
1	1	300		300	
1	1	50		50	
1	1	30		30	
1	1	30		†30	
1	1	40		40	
1	1	40		40	
1	1	70		70	
1	1	70		70	
1	1	40		40	
1	1	35		35	
1	1	35		35	
1	1	50		50	
1	1	50		50	
1	1	50		50	
1	1	30		†30	
1	1	40		40	
1	1	30		30	
1	1	35		35	
1	1	30		30	
1	1	30		30	
40	39		3,946		3,696
SOUTHERN DISTRICT.					
1	1	Judge. (Provided for by Act 22 Vic., 18.)			
1	1	40		40	
1	1	40		40	
1	1	40		40	
1	1	40		40	
1	1	50		50	
1	1	300		300	
1	1	50		50	
1	1	60		60	
1	1	50		50	
1	1	50		50	
1	1	50		50	
1	1	40		40	
1	1	40		40	
14	14	£ 850		850	
		£ .....	3,946	£ .....	3,696

a Also Clerk of the Peace. b Also Clerk of the Peace.  
 \* This office is to be discontinued after reasonable notice to the present incumbent.  
 † It is intended to abolish these offices so soon as the Court at Paterson can be discontinued.

ESTIMATES OF EXPENDITURE—1866.

No. of Persons.		SALARIES AND CONTINGENCIES.			
1865	1866	Amount Voted for 1865.		Amount Required for 1866.	
		£		£	
<b>No. IV.—ADMINISTRATION OF JUSTICE.</b>					
<b>District Courts—continued.</b>					
			3,946		3,696
Brought forward ... ..					
<b>SOUTHERN DISTRICT—continued.</b>					
14	14		850		850
1	1	Bailiff, Liverpool ... ..	30		30
1	1	Do. Campbelltown ... ..	30		30
1	1	Do. Camden ... ..	30		30
1	1	Do. Picton ... ..	30		30
1	1	Do. Berrima ... ..	40		40
1	1	Do. Goulburn ... ..	50		50
1	1	Do. Yass ... ..	40		40
1	1	Do. Queanbeyan ... ..	30		30
1	1	Do. Cooma ... ..	40		40
1	1	Do. Bombala (Deputy for Cooma) ... ..	20		20
1	1	Do. Braidwood ... ..	40		40
1	1	Do. Moruya ... ..	30		30
1	1	Do. Eden ... ..	30		30
27	27		1,290		1,290
<b>SOUTH-WESTERN DISTRICT.</b>					
1	1	Judge. (Provided for by Act 22 Vic., 18.)			
1	1	Registrar, Young... ..	50		50
1	1	Do. Gundagai ... ..	50		50
1	1	Do. Tumut... ..	50		50
1	1	Do. Wagga Wagga ... ..	50		50
1	1	* Do. Albury ... ..	300		300
1	1	Deputy Registrar, do. ... ..	50		50
1	1	Registrar, Deniliquin ... ..	50		50
1	1	Do. Hay ... ..	40		40
1	1	Bailiff, Young ... ..	40		40
1	1	Do. Gundagai... ..	40		40
1	1	Do. Tumut ... ..	40		40
1	...	Do. Wagga Wagga (Duty transferred to Sheriff's Bailiff)	40		.....
1	1	Do. Albury ... ..	40		40
1	...	Do. Deniliquin (Duty transferred to Sheriff's Bailiff) ... ..	40		.....
1	1	Do. Hay ... ..	30		30
16	14		910		830
<b>WESTERN DISTRICT.</b>					
1	1	Judge. (Provided for by Act 22 Vic., 18.)			
1	1	† Registrar, Bathurst ... ..	300		300
1	1	Deputy Registrar, do. ... ..	50		50
1	1	Registrar, Hartley ... ..	30		30
1	1	Do. Mudgee ... ..	60		60
1	1	Do. Sofala ... ..	30		30
1	1	Do. Orange ... ..	30		30
1	1	Do. Wellington ... ..	30		30
1	1	Do. Dubbo ... ..	30		30
1	1	Do. Forbes ... ..	30		30
1	1	Do. Molong ... ..	30		30
1	1	Bailiff, Bathurst ... ..	50		50
1	1	Do. Hartley ... ..	30		30
1	1	Do. Mudgee ... ..	40		40
1	1	Do. Sofala ... ..	30		30
1	1	Do. Orange ... ..	30		30
1	1	Do. Wellington ... ..	30		30
1	1	Do. Dubbo ... ..	30		30
1	1	Do. Forbes ... ..	30		30
1	1	Do. Molong ... ..	30		30
20	20		920		920
Carried forward... .. £ .....					
			7,066		6,736

\* Also Clerk of the Peace for South-western District.

† Also Clerk of the Peace for Western District.

No. of Persons.		No. IV.—ADMINISTRATION OF JUSTICE.			
		SALARIES AND CONTINGENCIES.			
1865	1866	Amount Voted for 1865.		Amount Required for 1866.	
		£		£	
<b>District Courts—continued.</b>					
		Brought forward ... ..	7,066	6,736	
<b>NORTHERN DISTRICT.</b>					
1	1	Judge. (Provided for by Act 22 Vic., 18.)			
1	1	Registrar, Muswellbrook...	30	30	
1	1	Do. Scone ... ..	30	30	
1	1	Do. Murrurundi ... ..	30	30	
1	1	Do. Tamworth ... ..	50	50	
1	1	* Do. Armidale ... ..	300	300	
1	1	Deputy Registrar, do. ... ..	50	50	
1	1	Registrar, Glen Innes ... ..	30	30	
1	1	Do. Grafton ... ..	50	50	
1	1	Do. Kempsey ... ..	30	30	
1	1	Do. Port Macquarie ... ..	40	40	
1	1	Do. Tenterfield ... ..	30	30	
1	1	Do. Wingham ... ..	30	30	
1	1	Bailiff, Scone ... ..	50	50	
1	1	Do. Murrurundi ... ..	50	50	
1	1	Do. Glen Innes ... ..	30	30	
1	1	Do. Grafton ... ..	45	45	
1	1	Do. Kempsey... ..	30	30	
1	1	Do. Port Macquarie... ..	40	40	
1	1	Do. Tenterfield ... ..	30	30	
1	1	Do. Wingham ... ..	30	30	
			1,005	1,005	
			£ 8,071	7,741	
		Travelling Expenses of Judges ... ..	1,000	1,000	
		Allowances to Jurors, and Mileage to Bailiffs ... ..	2,000	2,000	
		Incidental and Unforeseen Expenses ... ..	100	100	
			3,100	3,100	
21	21	<b>TOTAL ... ..</b>	£ 11,171	10,841	
<b>Quarter Sessions.</b>					
6	6	Crown Prosecutors, at £500 each ... ..	3,000	3,000	
1	1	Clerk of the Peace for Cumberland ... ..	600	600	
1	1	Clerk, Sydney ... ..	260	260	
1	1	Messenger, Sydney ... ..	104	104	
			3,964	3,964	
		Travelling Expenses ... ..	1,300	1,300	
		Allowances to Witnesses and Jurors ... ..	5,000	5,000	
		Incidental and Unforeseen Expenses ... ..	450	450	
			6,750	6,750	
9	9	<b>TOTAL ... ..</b>	£ 10,714	10,714	

\* Also Clerk of the Peace for the Northern District.

NOTE.—Under the above arrangement of the District Courts for the year 1866, 6 in lieu of 7 Judges will discharge the duties, saving £1,000 per annum.

ESTIMATES OF EXPENDITURE—1866.

No. IV.—ADMINISTRATION OF JUSTICE.

No. of Persons.						SALARIES AND CONTINGENCIES.				
1865	1866					Amount Voted for 1865.		Amount Required for 1866.		
						£		£		
<b>Petty Sessions.</b>										
<b>POLICE MAGISTRATES, CLERKS, AND CLERKS OF PETTY SESSIONS.</b>										
<i>Central Police Office.</i>										
1	1	Police Magistrate	...	...	...	600		600		
1	1	Clerk of Petty Sessions	...	...	...	430		430		
1	1	Clerk	...	...	...	350		350		
1	1	Do.	...	...	...	250		250		
1	1	Do.	...	...	...	220		220		
1	1	Do.	...	...	...	200		175		
1	1	Do.	...	...	...	140		165		
1	1	Do.	...	...	...	120		140		
1	1	Do.	...	...	...	120		100		
1	1	Messenger	...	...	...	72		72		
1	1	Office Keeper	...	...	...	25		25		
							2,527		2,527	
<i>Water Police Office.</i>										
1	1	Police Magistrate	...	...	...	600		600		
1	1	Clerk of Petty Sessions	...	...	...	300		400		
1	1	Clerk	...	...	...	225		225		
1	1	Do.	...	...	...	175		175		
1	1	Do.	...	...	...	125		125		
1	1	Office Keeper	...	...	...	25		25		
							1,450		1,550	
<i>Mailand.</i>										
1	1	Police Magistrate	...	...	...	500		500		
1	1	Clerk of Petty Sessions	...	...	...	200		200		
1	...	Additional Clerk...	...	...	...	150		.....		
							850		700	
<i>Goulburn.</i>										
1	1	Police Magistrate	...	...	...	575		*500		
1	1	Clerk of Petty Sessions	...	...	...	200		200		
							775		700	
<i>Bathurst.</i>										
1	1	Police Magistrate	...	...	...	500		500		
1	1	Clerk of Petty Sessions	...	...	...	225		225		
							725		725	
<i>Albury.</i>										
1	1	Police Magistrate	...	...	...	450		450		
1	1	Clerk of Petty Sessions	...	...	...	175		175		
							625		625	
<i>Armidale.</i>										
1	1	Police Magistrate	...	...	...	500		500		
1	1	Clerk of Petty Sessions	...	...	...	250		†175		
							750		675	
<i>Bourke.</i>										
1	1	Police Magistrate	...	...	...	500		500		
1	1	Clerk of Petty Sessions	...	...	...	175		175		
							675		675	
<i>Carcoar.</i>										
1	1	Police Magistrate	...	...	...	420		420		
1	1	Clerk of Petty Sessions	...	...	...	150		150		
							570		570	
<i>Casino.</i>										
1	1	Police Magistrate	...	...	...	450		450		
1	1	Clerk of Petty Sessions	...	...	...	175		175		
							625		625	
<i>Cooma.</i>										
1	1	Police Magistrate...	...	...	...	450		450		
							450		450	
35	34	Carried forward				£	.....	10,022	.....	9,822

\* In addition to this Salary, this officer receives £75 out of Contingencies, for attending Gunning and Collector.  
 † In addition to this Salary, this officer receives £75 out of Contingencies, for attending at Uralla

No. of Persons.		No. IV.—ADMINISTRATION OF JUSTICE.						SALARIES AND CONTINGENCIES.			
1865	1866							Amount Voted for 1865.		Amount Required for 1866.	
								£		£	
		<b>Petty Sessions—continued.</b>									
		Brought forward... ..						.....	10,022	.....	9,822
		<i>Deniliquin.</i>									
1	1	Police Magistrate ... ..						500		500	
1	1	Clerk of Petty Sessions ... ..						175		175	
									675		675
		<i>Eden.</i>									
1	1	Police Magistrate ... ..						150		*150	
1	1	Clerk of Petty Sessions ... ..						175		175	
									325		325
		<i>Forbes.</i>									
1	1	Police Magistrate ... ..						500		500	
1	1	Clerk of Petty Sessions ... ..						175		175	
									675		675
		<i>Grafton.</i>									
1	1	Police Magistrate ... ..						450		450	
1	1	Clerk of Petty Sessions ... ..						175		175	
									625		625
		<i>Gundagai.</i>									
1	1	Police Magistrate ... ..						420		420	
1	1	Clerk of Petty Sessions ... ..						175		175	
									595		595
		<i>Hay.</i>									
1	1	Police Magistrate ... ..						500		450	
1	1	Clerk of Petty Sessions ... ..						175		175	
									675		625
		<i>Hartley.</i>									
1	1	Police Magistrate ... ..						325		325	
									325		325
		<i>Mudgee.</i>									
1	1	Police Magistrate... ..						325		325	
									325		325
		<i>Moruya.</i>									
1	1	Police Magistrate... ..						500		470	
1	1	Clerk of Petty Sessions ... ..						175		175	
									675		645
		<i>Newcastle.</i>									
1	1	Police Magistrate ... ..						500		500	
1	1	Clerk of Petty Sessions ... ..						225		225	
1	1	Assistant Clerk of Petty Sessions ... ..						150		150	
1	1	Messenger ... ..						40		40	
									915		915
		<i>Port Macquarie.</i>									
1	1	Police Magistrate ... ..						350		350	
1	1	Clerk of Petty Sessions ... ..						225		225	
									575		575
		<i>Queanbeyan.</i>									
1	1	Police Magistrate... ..						450		450	
1	1	Clerk of Petty Sessions ... ..						175		175	
									625		625
		<i>Scone.</i>									
1	1	Police Magistrate ... ..						450		450	
1	1	Clerk of Petty Sessions ... ..						175		175	
									625		625
		<i>Tamworth.</i>									
1	1	Police Magistrate ... ..						450		450	
1	1	Clerk of Petty Sessions ... ..						175		175	
									625		625
		<i>Tenterfield.</i>									
1	1	Police Magistrate ... ..						450		450	
1	1	Clerk of Petty Sessions ... ..						175		175	
									625		625
		<i>Tumut.</i>									
1	1	Police Magistrate ... ..						375		375	
1	1	Clerk of Petty Sessions ... ..						175		175	
									550		550
67	66	Carried forward ... ..						£ .....	19,457	.....	19,177

\* Also Sub-Collector of Customs, with a salary of £200 per annum.

## ESTIMATES OF EXPENDITURE—1866.

39

## - No. IV.—ADMINISTRATION OF JUSTICE.

No. of Persons.								SALARIES AND CONTINGENCIES.			
1865	1866							Amount Voted for 1865.		Amount Required for 1866.	
								£		£	
		<b>Petty Sessions—continued.</b>									
67	66	Brought forward ... ..						.....	19,457	.....	19,177
		<i>Wagga Wagga.</i>									
1	1	Police Magistrate ... ..						450		450	
1	1	Clerk of Petty Sessions ... ..						175		175	
									625		625
		<i>Wee Waa.</i>									
1	...	Police Magistrate (removed to Narrabri) ... ..						370		.....	.....
									370		.....
		<i>Wollombi.</i>									
1	1	Police Magistrate ... ..						450		450	
1	1	Clerk of Petty Sessions ... ..						175		175	
									625		625
		<i>Warialda.</i>									
1	1	Police Magistrate ... ..						500		500	
1	1	Clerk of Petty Sessions ... ..						175		175	
									675		675
		<i>Wellington.</i>									
1	1	Police Magistrate ... ..						450		450	
1	1	Clerk of Petty Sessions ... ..						175		175	
									625		625
		<i>Wentworth.</i>									
1	1	Police Magistrate ... ..						420		420	
1	...	Clerk of Petty Sessions ... ..						150		.....	420
									570		420
		<i>Young.</i>									
1	1	Police Magistrate ... ..						420		420	
1	1	Clerk of Petty Sessions ... ..						175		175	
									595		595
		<i>Araluen.</i>									
1	1	Police Magistrate ... ..						375		375	
									375		375
		<i>Corowa.</i>									
1	1	Police Magistrate ... ..						100		100	
1	1	Clerk of Petty Sessions ... ..						175		175	
									275		275
		<i>Camden.</i>									
1	1	Clerk of Petty Sessions ... ..						225		225	
									225		225
		<i>Gosford.</i>									
1	1	Clerk of Petty Sessions ... ..						175		175	
									175		175
		<i>Molong.</i>									
1	1	Clerk of Petty Sessions ... ..						175		175	
									175		175
		<i>Murrumbidgee.</i>									
1	1	Clerk of Petty Sessions ... ..						175		175	
									175		175
		<i>Muswellbrook.</i>									
1	1	Clerk of Petty Sessions ... ..						175		175	
									175		175
		<i>Stroud.</i>									
1	1	Clerk of Petty Sessions ... ..						175		175	
									175		175
		<i>Wingham.</i>									
1	1	Clerk of Petty Sessions ... ..						175		175	
									175		175
		<i>Rylstone.</i>									
1	1	Clerk of Petty Sessions ... ..						175		175	
									175		175
		<i>Ulladulla.</i>									
1	1	Acting Clerk of Petty Sessions ... ..						50		50	
									50		50
92	89	Carried forward ... ..						£ .....	25,692	.....	24,892

No. of Persons.		No. IV.—ADMINISTRATION OF JUSTICE.				SALARIES AND CONTINGENCIES.			
1865	1866	Petty Sessions—continued.				Amount Voted for 1865.		Amount Required for 1866.	
					£		£		
92	89			Brought forward ... ..	.....	25,692	.....	24,892	
1	1	<i>Ryde.</i>		Acting Clerk of Petty Sessions...	50	50	50	50	
1	1	<i>Walcha.</i>		Clerk of Petty Sessions ... ..	200	200	200	200	
1	1	<i>Coonabarabran.</i>		Clerk of Petty Sessions ... ..	175	175	175	175	
1	1	<i>Berrima.</i>		Police Magistrate and Clerk of Petty Sessions...	175	175	175	175	
1	1	<i>Cassilis.</i>		Clerk of Petty Sessions ... ..	175	175	175	175	
1	1	<i>Moama.</i>		Clerk of Petty Sessions ... ..	175	175	175	175	
1	1	<i>Orange.</i>		Clerk of Petty Sessions ... ..	175	175	175	175	
1	1	<i>Parramatta.</i>		Clerk of Petty Sessions ... ..	225	225	225	225	
1	1	<i>Shoalhaven.</i>		Clerk of Petty Sessions ... ..	175	175	175	175	
1	1	<i>Wollongong.</i>		Clerk of Petty Sessions ... ..	175	175	175	175	
1	1	<i>Yass.</i>		Clerk of Petty Sessions ... ..	175	175	175	175	
1	1	<i>Tumberumba.</i>		Acting Clerk of Petty Sessions...	50	50	50	50	
1	1	<i>Campbelltown.</i>		Clerk of Petty Sessions ... ..	200	200	175	175	
1	1	<i>Dungog.</i>		Clerk of Petty Sessions ... ..	175	175	175	175	
1	1	<i>Gunnedah.</i>		Clerk of Petty Sessions ... ..	175	175	175	175	
1	1	<i>Windsor.</i>		Clerk of Petty Sessions ... ..	200	200	200	200	
1	1	<i>Balranald.</i>		Clerk of Petty Sessions ... ..	175	175	175	175	
...	1	<i>Narrabri.</i>		Police Magistrate ... ..	.....		370		
1	1			Clerk of Petty Sessions ... ..	175	175	175	545	
1	1	<i>Kiama.</i>		Clerk of Petty Sessions ... ..	175	175	175	175	
1	1	<i>Macleay.</i>		Clerk of Petty Sessions ... ..	175	175	175	175	
1	1	<i>Paterson.</i>		Clerk of Petty Sessions ... ..	175	175	175	175	
113	111			Carried forward ... ..	£ .....	29,242	.....	28,787	



ESTIMATES OF EXPENDITURE—1866.

No. of Persons.		No. IV.—ADMINISTRATION OF JUSTICE.					
		SALARIES AND CONTINGENCIES.					
1865	1866					Amount Voted for 1865.	Amount Required for 1866.
						£	£
		<b>Petty Sessions—continued.</b>					
113	111	Brought forward ... ..				29,242	28,787
		<i>Singleton.</i>					
1	1	Clerk of Petty Sessions ... ..				175	175
						175	175
		<i>Glen Innes.</i>					
1	1	Clerk of Petty Sessions ... ..				175	175
						175	175
		<i>Dubbo.</i>					
1	1	Clerk of Petty Sessions ... ..				175	175
						175	175
		<i>Penrith.</i>					
1	1	Clerk of Petty Sessions ... ..				225	225
						225	225
		<i>Bundarra.</i>					
1	1	Acting-Clerk of Petty Sessions ... ..				50	50
						50	50
		<i>Burrowa.</i>					
1	1	Clerk of Petty Sessions ... ..				175	175
						175	175
		<i>Binalong.</i>					
1	...	Clerk of Petty Sessions ... ..				150	.....
						150	.....
		<i>Braidwood.</i>					
1	1	Clerk of Petty Sessions ... ..				175	175
						175	175
		<i>Bombala.</i>					
1	1	Clerk of Petty Sessions ... ..				175	175
						175	175
		<i>Raymond Terrace.</i>					
1	1	Clerk of Petty Sessions ... ..				175	175
						175	175
		<i>Coonamble.</i>					
1	1	Acting Clerk of Petty Sessions ... ..				50	50
						50	50
		<i>Collector.</i>					
1	1	Acting Clerk of Petty Sessions ... ..				50	50
						50	50
		<i>Gunning.</i>					
1	1	Acting Clerk of Petty Sessions ... ..				50	50
						50	50
		<i>Walgett.</i>					
...	1	Police Magistrate... ..				.....	350
1	1	Clerk of Petty Sessions ... ..				150	150
						150	500
		<i>Bendemeer.</i>					
1	1	Acting Clerk of Petty Sessions ... ..				50	50
						50	50
		<i>Bega.</i>					
...	1	Clerk of Petty Sessions ... ..				.....	150
						.....	150
		<i>Menindee.</i>					
...	1	Clerk of Petty Sessions ... ..				.....	175
						.....	175
						.....	31,242
						.....	31,312
		<b>CONTINGENCIES.</b>					
		Allowance to Police Magistrates attending other Benches				300	400
		Allowances to Clerks of Petty Sessions visiting other Benches ... ..				750	750
		Inspector of Weights and Measures, Central Police Office				200	200
		Allowance to Court House Keepers ... ..				659	659
		Fees to Interpreters ... ..				250	100
		Fees to Medical Practitioners in Lunacy cases ... ..				200	150
		Rent of Court Houses ... ..				600	400
		Fuel, Light, and Water ... ..				400	350
		Incidental ... ..				320	300
						3,679	3,309
128	128	<b>TOTAL ... ..</b>				34,921	34,621

## ESTIMATES OF EXPENDITURE—1866.

No. IV.—ADMINISTRATION OF JUSTICE.					
No. of Persons.		SALARIES AND CONTINGENCIES.			
1865	1866	Amount Voted for 1865.		Amount Required for 1866.	
		£		£	
<b>Coroners' Inquests.</b>					
1	1	Coroner, Sydney ... ..	350		350
1	1	Clerk, do. ... ..	104		104
				454	454
		Fees to Coroners and Magistrates for Inquests and Inquiries, at 20s. each ... ..	1,100		1,100
		Surgeons' Fees ... ..	850		850
		Travelling Expenses of Coroners, Magistrates, and Surgeons ... ..	250		250
		For taking up Dead Bodies ... ..	15		15
		Burials and Incidental Expenses ... ..	470		470
		Jurors' Fees attending Murder and Manslaughter Inquests	50		50
		Jurors' and Witnesses' Fees attending Inquests on Fires	100		100
				2,835	2,835
2	2	TOTAL ... ..	£ .....	3,289	.....
					3,289
<b>Court of Claims.</b>					
3	3	Fees to Commissioners at £2 2s. ; and to the Secretary at £2, on Final Report in each case ... ..	.....	100	.....
					100

## V.

## Treasurer and Secretary for Finance and Trade.

### SUMMARY.

	Voted for 1865.	Required for 1866.
Treasury... ..	7,538	7,618
Stamp Duties ... ..	.....	1,835
Customs ... ..	27,106	28,316
Colonial Distilleries and Refineries ... ..	2,945	2,845
Sydney Branch of the Royal Mint ... ..	14,126	12,448
Gold Receivers ... ..	450	475
Printing and Bookbinding, and Postage Stamps ... ..	17,037	18,358
Stores and Stationery ... ..	49,660	49,710
Gunpowder Magazines ... ..	1,011	1,059
Health Officers and Emigration Officer ... ..	755	755
Quarantine ... ..	918	918
Shipping Masters ... ..	1,200	1,255
Abattoir, Glebe Island ... ..	1,541	880
Harbours, Light Houses, and Pilot Department ... ..	23,022	23,202
Miscellaneous Services ... ..	27,230	28,730
<b>TOTAL</b> ... ..	<b>£ 174,539</b>	<b>178,404</b>

*The Treasury, New South Wales,  
Sydney, 28th February, 1866.*

GEOFFREY EAGAR,  
Treasurer.

## ESTIMATES OF EXPENDITURE—1866.

No. of Persons.		NO. V.—TREASURER AND SECRETARY FOR FINANCE AND TRADE.				SALARIES AND CONTINGENCIES.			
1865	1866					Amount Voted for 1865.		Amount Required for 1866.	
		<b>Treasury.</b>							
1	1	Secretary for Finance and Trade (Provided in Schedule.)				£		£	
1	1	Under Secretary ... ..				800		800	
		<b>ACCOUNT BRANCH.</b>							
1	1	Accountant ... ..				500		600	
1	1	Book-keeper ... ..				300		300	
1	1	Clerk ... ..				200		250	
2	2	Clerks, at £175 ... ..				350		350	
2	...	Clerks, at £100 and £125 ... ..				225		.....	
...	2	Do., at £125 ... ..				...		250	
		<b>PAY BRANCH.</b>							
1	...	Paymaster ... ..				600		.....	
1	...	First Assistant ... ..				375		.....	
1	...	2nd Do. ... ..				175		.....	
...	1	Chief Clerk ... ..				.....		450	
...	1	First Clerk ... ..				.....		350	
1	1	Clerk ... ..				75		75	
		<b>REVENUE BRANCH.</b>							
1	1	Chief Clerk ... ..				400		* 500	
1	1	Clerk (Land Revenue) ... ..				275		300	
1	1	Do. ... ..				275		300	
2	2	Clerks, at £200 ... ..				400		400	
1	2	Clerks, at £175 ... ..				175		350	
		<b>EXAMINING BRANCH.</b>							
1	1	Examiner of Accounts ... ..				350		400	
1	...	Assistant Examiner ... ..				300		.....	
...	1	Clerk ... ..				.....		150	
		<b>CORRESPONDENCE.</b>							
1	1	Clerk ... ..				375		375	
1	1	Do. ... ..				200		200	
1	1	Do. ... ..				75		75	
		<b>RECORDS.</b>							
1	1	Clerk ... ..				325		325	
		<b>MESSENGERS, &amp;c.</b>							
1	1	b Chief Messenger ... ..				132		150	
1	1	Bank and Collecting Messenger ... ..				175		175	
1	1	Messenger... ..				120		132	
1	1	b Housekeeper ... ..				61		61	
		Occasional Clerical Assistance ... ..				250	7,238	250	7,318
		Incidental Expenses ... ..				50		50	
							300		300
29	29	<b>TOTAL ... ..</b>				£ .....	7,538	.....	7,618
		<b>Stamp Duties.</b>							
...	1	Commissioner ... ..				.....		500	
...	1	First Clerk ... ..				.....		400	
...	1	Accountant ... ..				.....		250	
...	1	Entry Clerk ... ..				.....		200	
...	1	Foreman of Stampers ... ..				.....		200	
...	1	Stamper ... ..				.....		150	
...	1	Messenger ... ..				.....		100	
...	1	Office-keeper ... ..				.....		25	
		Incidental Expenses ... ..				.....		10	1,825
									10
...	8								1,835

\* £100 per annum to be paid to the Consolidated Revenue Fund, from the Clergy and School Lands Revenue.  
 b Provided with Quarters, Fuel, and Light.

## ESTIMATES OF EXPENDITURE—1866.

45

No. of Persons.		No. V.—TREASURER AND SECRETARY FOR FINANCE AND TRADE.						SALARIES AND CONTINGENCIES.				
1865	1866	Customs.						Amount Voted for 1865.		Amount Required for 1866.		
		<i>Sydney.</i>						£		£		
1	1	Collector ...	...	...	...	...	900		900			
		INDOOR BRANCH.										
1	1	Chief Clerk ...	...	...	...	...	530		530			
1	1	Cashier ...	...	...	...	...	530		530			
1	1	Clerk (Registrar) ...	...	...	...	...	375		375			
1	1	<i>a</i> Do. (Clearing Clerk) ...	...	...	...	...	325		325			
1	1	<i>a</i> Do. (Clearing Steamers) ...	...	...	...	...	275		275			
1	1	Do. ...	...	...	...	...	250		250			
1	1	Do. ...	...	...	...	...	225		225			
1	1	Do. ...	...	...	...	...	205		205			
1	1	Do. ...	...	...	...	...	200		200			
1	1	Do. ...	...	...	...	...	200		200			
...	2	Clerks, at £175 ...	...	...	...	...	.....		350			
		LANDING BRANCH.										
1	1	First Landing Surveyor ...	...	...	...	...	600		500			
1	1	Second do. ...	...	...	...	...	325		400			
1	1	First Landing Waiter ...	...	...	...	...	325		325			
1	1	Second do. ...	...	...	...	...	325		325			
1	1	Third do. ...	...	...	...	...	325		325			
1	1	Fourth do. ...	...	...	...	...	275		275			
1	1	Fifth do. ...	...	...	...	...	275		275			
1	1	Sixth do. ...	...	...	...	...	275		275			
1	1	Seventh do. ...	...	...	...	...	225		225			
1	1	<i>a</i> Eighth do. ...	...	...	...	...	225		225			
1	1	Ninth do. ...	...	...	...	...	225		225			
1	1	Tenth do. ...	...	...	...	...	225		225			
1	1	Eleventh do. ...	...	...	...	...	225		225			
1	1	Twelfth do. ...	...	...	...	...	225		225			
1	1	Thirteenth do. ...	...	...	...	...	215		215			
1	1	Fourteenth do. ...	...	...	...	...	205		205			
1	1	Fifteenth do. ...	...	...	...	...	205		205			
1	1	Sixteenth do. ...	...	...	...	...	195		195			
..	1	Seventeenth do. ...	...	...	...	...	.....		195			
		WAREHOUSE BRANCH.										
1	1	<i>a</i> Warehousekeeper ...	...	...	...	...	350		350			
1	1	First Locker ...	...	...	...	...	225		225			
1	1	Second do. ...	...	...	...	...	225		225			
1	1	Third do. ...	...	...	...	...	225		225			
1	1	Fourth do. ...	...	...	...	...	225		225			
1	1	Fifth do. ...	...	...	...	...	225		225			
1	1	Sixth do. ...	...	...	...	...	200		200			
1	1	Seventh do. ...	...	...	...	...	200		200			
1	1	<i>a</i> Eighth do. ...	...	...	...	...	200		200			
1	1	Ninth do. ...	...	...	...	...	200		200			
1	1	Tenth do. ...	...	...	...	...	200		200			
1	1	Eleventh do. ...	...	...	...	...	200		200			
1	1	Twelfth do. ...	...	...	...	...	200		200			
1	1	Thirteenth do. ...	...	...	...	...	200		200			
1	1	Fourteenth do. ...	...	...	...	...	200		200			
1	1	Fifteenth do. ...	...	...	...	...	200		200			
		TIDE BRANCH.										
1	1	First Tide Surveyor ...	...	...	...	...	325		325			
1	1	Second do. ...	...	...	...	...	325		325			
12	12	<i>a</i> Tide Waiters, at £175 ...	...	...	...	...	2,100		2,100			
		MISCELLANEOUS.										
1	1	<i>b</i> Housekeeper ...	...	...	...	...	60		60			
1	1	<i>b</i> Messenger ...	...	...	...	...	120		120			
1	1	Do. ...	...	...	...	...	108		108			
1	1	Warrant Messenger ...	...	...	...	...	120		120			
1	1	Do. ...	...	...	...	...	120		120			
1	1	Do. ...	...	...	...	...	60		60			
5	5	Boy Messengers, at £40 ...	...	...	...	...	200		200			
1	1	Watchman ...	...	...	...	...	114		114			
71	74	Carried forward ...	...	...	...	...	£ .....	16,037	.....	16,557		

*a* The Warehousekeeper receives a remuneration for extra attendance, at the rate of 3s. 6d. an hour; Landing Waiters receive at the rate of 2s. 6d. an hour; Lockers, at the rate of 1s. 6d. an hour; and Tide Waiters, at the rate of 1s. an hour. The Clearing Clerk receives a fee of 10s. for each vessel cleared at the wharf, 10s. for each vessel cleared for London, and 5s. for each foreign vessel cleared in the office after the usual hours. The Clerk who clears the Steamers at night receives 2s. 6d. for each vessel.

*b* Provided with Quarters, Fuel, and Light.

No. of Persons.		No. V.—TREASURER AND SECRETARY FOR FINANCE AND TRADE.				SALARIES AND CONTINGENCIES.			
1865	1866					Amount Voted for 1865.		Amount Required for 1866.	
						£		£	
		<b>Customs—continued.</b>							
71	74	Brought forward ... ..				.....	16,037	.....	16,557
		<b>OUTPORT BRANCH.</b>							
		<i>Botany Bay</i>							
1	1	a	Coast Waiter	...	...	225		225	
4	4		Boatmen, at £96	...	...	384		384	
		<i>Broken Bay.</i>							
1	1	b	Coast Waiter	...	...	250		250	
4	4		Boatmen, at £96	...	...	384		384	
		<i>Newcastle.</i>							
1	1		Sub-Collector	...	...	375		375	
1	1	c	Landing Waiter (Morpeth)	...	...	300		300	
1	1		Tide Surveyor	...	...	250		250	
1	1		Clerk	...	...	200		200	
1	1		Do.	...	...	175		175	
1	1		Coxswain	...	...	132		132	
3	3		Boatmen, at £96	...	...	288		288	
		<i>Grafton.</i>							
1	1		Sub-Collector	...	...	275		275	
1	1	a	Landing Waiter (Lawrence)	...	...	200		200	
1	1		Coxswain	...	...	120		120	
3	3		Boatmen, at £96	...	...	288		288	
		<i>Eden.</i>							
1	1	a	Sub-Collector	...	...	300		300	
1	1		Coxswain	...	...	132		132	
3	3		Boatmen, at £96	...	...	288		288	
1	1		Wharfinger	...	...	20		20	
		<i>Richmond River.</i>							
1	1	a	Sub-Collector	...	...	200		200	
2	2		Boatmen, at £96	...	...	192		192	
		<i>Wollongong and Bellambi.</i>							
1	1		Acting Customs' Officer	...	...	52		52	
		<i>Kiama.</i>							
1	1		Acting Customs' Officer	...	...	52		52	
		<i>Port Stephens.</i>							
...	1		Acting Customs' Officer	...	...	.....		52	
		<i>M'Leay River.</i>							
1	1		Acting Customs' Officer	...	...	25		25	
							5,107		5,159
		<b>BORDER BRANCH.</b>							
		<i>Moama.</i>							
1	1	d	Sub-Collector	...	...	400		400	
1	...		Customs' Officer	...	...	250		.....	
1	1		Messenger	...	...	96		96	
2	2		Searchers and Night Watchmen, at £175	...	...	350		350	
		<i>Albury.</i>							
1	1	d	Customs' Officer	...	...	250		250	
...	1	e	Do.	...	...	.....		250	
1	1		Messenger	...	...	96		96	
		<i>Wentworth.</i>							
1	1	c	Customs' Officer	...	...	250		250	
...	1		Messenger	...	...	.....		96	
		<i>Swan Hill.</i>							
1	1	e	Customs' Officer	...	...	250		250	
		<i>Euston.</i>							
1	1	e	Customs' Officer	...	...	250		250	
...	1		Messenger	...	...	.....		96	
		<i>Corowa.</i>							
1	1	c	Customs' Officer	...	...	250		250	
...	1		Messenger	...	...	.....		96	
							2,442		2,730
119	126	Carried forward ... ..				£	.....	.....	24,446

a Provided with Quarters.

b Receives £50 per annum for Office Rent.

c Receives £20 per annum for Office Rent, and £50 per annum for Forage.

d Provided with Quarters, and allowed £50 per annum for Forage.

e Receives £20 per annum for Office Rent.

ESTIMATES OF EXPENDITURE—1866.

No. V.—TREASURER AND SECRETARY FOR FINANCE AND TRADE.									
No. of Persons.		SALARIES AND CONTINGENCIES.							
1865	1866					Amount Voted for 1865.		Amount Required for 1866.	
						£		£	
<b>Customs—continued.</b>									
119	126	Brought forward ... ..				.....	23,586	.....	24,446
		Allowances to extra Tide Waiters ... ..				2,300		2,500	
		Rent ... ..				470		470	
		New Boats ... ..				100		100	
		Gauging Instruments, &c. ... ..				100		100	
		Rent of 5 Offices, at £20, Murray River ... ..				100		100	
		Allowance for Forage for 7 horses, do. ... ..				300		350	
		Rent of Bonding Warehouse, Albany ... ..				.....		100	
		Incidental Expenses ... ..				150		150	
							3,520		3,870
119	126	<b>TOTAL ... ..</b>				£ .....	27,106	.....	28,316
<b>Colonial Distilleries and Refineries.</b>									
<b>DISTILLERIES' BRANCH.</b>									
1	1	Chief Inspector of Distilleries ... ..				500		500	
3	3	Inspectors of Distilleries, at £400 ... ..				1,200		1,200	
						1,700		1,700	
		Instruments and Books ... ..				30		30	
		Cleaning Offices ... ..				40		40	
		Porterage ... ..				5		5	
		Incidental Expenses ... ..				20		20	
		Rewards for information as to illicit distillation ... ..				150		50	
						245		145	
							1,945		1,845
<b>REFINERIES' BRANCH.</b>									
1	1	<i>a</i> Chief Inspector of Refineries ... ..				150		150	
1	1	Inspector of Refineries ... ..				300		300	
1	1	Do. ... ..				275		275	
1	1	Watchman ... ..				100		100	
1	1	Gatekeeper ... ..				80		80	
1	1	Boy Messenger ... ..				40		40	
						945		945	
		Clerical Assistancé ... ..				55		55	
							1,000		* 1,000
9	9	<b>TOTAL ... ..</b>				£ .....	2,945	.....	2,845

*a* Duty performed by the Chief Inspector of Distilleries.  
 \* To meet this Expenditure, the Colonial Sugar Company are assessed at the rate of £1,000 per annum on the working capabilities of their Refinery.

No. of Persons.		SALARIES AND CONTINGENCIES.			
1865	1866	Amount Voted for 1865.		Amount Required for 1866.	
		£		£	
<b>Sydney Branch of the Royal Mint.</b>					
1	1	<i>a</i> Deputy Master and Chief Officer ... ..	1,100	1,100	
1	1	<i>b</i> Superintendent of Bullion Office ... ..	800	850	
1	1	Superintendent of Coining Department... ..	730	730	
1	1	Chief Clerk of Bullion Office ... ..	630	630	
1	1	<i>a</i> Registrar and Accountant ... ..	530	487	
1	1	Assayer ... ..	630	630	
1	1	Do. ... ..	630	630	
1	1	Assistant Assayer ... ..	350	350	
1	1	Clerk ... ..	275	275	
1	1	Do. ... ..	275	275	
1	1	Do. ... ..	240	240	
1	1	Do. ... ..	240	240	
1	1	Do. ... ..	200	.....	
1	1	Engineer of Machinery ... ..	295	295	
1	1	Superior Mechanic ... ..	230	230	
1	1	Messenger ... ..	120	120	
1	1	Do. ... ..	118	118	
Police:—					
1	1	Serjeant, at 8s. 3d. ... ..	} 626	721	
4	5	Constables, at 6s. ... ..			
Royal Engineers:—					
1	1	Serjeant, at 2s. 10½d. ... ..	} 354	206	
4	2	Corporals, 1 at 2s. 2½d., and 3 at 1s. 10¾d. ... ..			
11	6	Sappers, at 1s. 2½d. ... .. (Less—3½d. per diem for Rations.)			
Special Allowance:—					
		Serjeant and Corporals, at 1s. ... ..	} 192	110	
		Sappers, at 6d. ... ..			
		Good Conduct Pay ... ..			40
8,605					
8,271					
<i>Military Contingencies:—</i>					
		Provisions and Lodging Allowance to Royal Engineers, Clothing, Repairs to Arms, &c. ... ..	905	827	
<i>Working Pay, Stores, and Materials:—</i>					
		Pay of Royal Engineers and of Workmen:—Temporary Assistance: Chemicals, Tools, Repairs to Engines, Freight, &c. ... ..	3,866	2,800	
		Pyx Assays ... ..	100	100	
		Dies ... ..	150	150	
		Waste in Coinage ... ..	400	200	
		Incidental and Unforeseen Expenses ... ..	100	100	
5,521					
4,177					
38	31	<b>TOTAL</b> ... ..	£ .....	14,126	.....
<b>Gold Receivers:</b>					
16	17	<i>c</i> Receivers at Bathurst, Goulburn, Braidwood, Orange, Mudgee, Gundagai, Grafton, Tamworth, Cooma, Fairfield, Yass, Forbes, Tumut, Kiandra, the Gulph, Armidale, and Scone, at £25 each... ..	400	425	
		To meet further similar claims that may arise ... ..	50	50	
450					
475					
16	17				

*a* Provided with Quarters.

*b* Quarters, for rent of which a deduction of £50 per annum was made in 1865, now transferred to Registrar and Accountant.

*c* The situation of Gold Receiver is held either by the Clerk of Petty Sessions or the Sub Gold Commissioner, at each of the places named.



No. V.—TREASURER AND SECRETARY FOR FINANCE AND TRADE.

No. of Persons.			SALARIES AND CONTINGENCIES.	
1865	1866		Amount Voted for 1865.	Amount Required for 1866.
		<b>Printing and Bookbinding, and Postage Stamps.</b>	£	£
1	1	Government Printer and Inspector of Stamps ...	600	600
1	1	Superintendent ...	400	400
1	1	Overseer ...	300	300
			1,300	1,300
		<b>ACCOUNT BRANCH.</b>		
1	1	Accountant ...	300	300
1	1	Clerk ...	125	125
			425	425
		<b>RECORDS, INDEXING, &amp;c.</b>		
1	1	Clerk ...	200	200
1	1	Do. (Sale Room) ...	200	200
			400	400
		<b>PRINTING.</b>		
...	3	Sub-Overseers, at £250 ...	.....	750
4	...	Sub-Overseers, 1 at £250, and 3 at £230 ...	940	.....
3	...	Readers, 1 at £200, 1 at £180, 1 at £120 ...	500	.....
...	4	Readers, 2 at £200, 1 at £120, and 1 Assistant at £80 ...	.....	600
25	25	Compositors, 9 at £200, 13 at £180, and 3 at £150 ...	4,590	4,590
...	1	Foreman of the Press Room ...	.....	275
2	2	Machinists, at £200 ...	400	400
4	4	Pressmen, 3 at £180, and 1 at £150 ...	690	690
1	1	Printer's Joiner ...	170	180
1	1	Engine-keeper ...	150	150
			7,440	7,635
		<b>BOOKBINDING.</b>		
1	1	Foreman of Bookbinding Branch ...	300	300
7	6	Bookbinders, at £180 ...	1,260	1,080
			1,560	1,380
		<b>PUBLISHING.</b>		
1	1	Publisher ...	230	250
1	2	Assistants, 1 at £180, and 1 at £100 ...	180	280
1	1	Messenger and Office-cleaner ...	120	120
			530	650
		<b>IMPROVERS, APPRENTICES, FOLDERS, SEWERS, AND OTHERS.</b>		
47	47	At rates varying from 8s. to 1s. per diem, according to length of service ...	.....	3,768
			3,302	.....
			14,957	15,558
		Extra hands, and Overtime ...	400	750
		Type, Repairs to Machinery, Materials, and Incidental Expenses ...	650	500
			1,050	1,250
			16,007	16,808
		<b>POSTAGE STAMPS.</b>		
...	1	Foreman ...	.....	300
...	1	Printer ...	.....	200
2	...	Printers, 1 at £300, and 1 at £180 ...	480	.....
1	1	Assistant ...	150	150
			630	650
		Materials and Contingencies ...	50	50
			680	700
		<b>ADHESIVE DUTY STAMPS.</b>		
		Printing, Gumming, Perforating, and Contingencies ...	.....	500
		<b>RAILWAY TICKETS.</b>		
1	1	Ticket Printer ...	200	200
1	1	Assistant do. ...	150	150
			350	350
110	111	<b>TOTAL</b> ...	£ ..... 17,037	..... 18,358

## ESTIMATES OF EXPENDITURE—1866.

No. V.—TREASURER AND SECRETARY FOR FINANCE AND TRADE.					
No. of Persons.		SALARIES AND CONTINGENCIES.			
1865	1866	Amount Voted for 1865.		Amount Required for 1866.	
		£		£	
<b>Stores and Stationery.</b>					
1	1	Clerk of Stores ... ..	350	400	
1	1	Messenger and Labourer, at 6s. ... ..	110	110	
			460		510
		Conveyance of Stores ... ..	800	800	
		Packing and other Expenses ... ..	200	200	
		Clerical Assistance and Labour, in connection with the Superintendence of Colonial Military Stores, by the Assistant Superintendent of Imperial Stores ... ..	200	200	
		Stores and Stationery for the Public Service generally... ..	45,000	45,000	
		Fuel and Light for Departments within the District of Sydney ... ..	3,000	3,000	
			49,200		49,200
2	2	<b>TOTAL ... ..</b>	£ .....	49,660	49,710
<b>Gunpowder Magazines.</b>					
<b>GOAT ISLAND.*</b>					
1	1	Clerk ... ..	150	150	
1	1	Foreman ... ..	225	225	
1	...	Assistant Foreman ... ..	175	.....	
			550	375	
		Allowance to Assistant Military Storekeeper, for extra duties ... ..	50	50	
		Lodging Allowance to Assistant Foreman ... ..	25	.....	
		Wages to Cooper, at 3s. 4d.; and to three Labourers, at 9d. each ... ..	88	88	
		Boat Hire, at 8s. per week ... ..	21	21	
		Military Labourers ... ..	30	30	
		Night Watchman, Floating Magazine ... ..	37	.....	
		Rent of Brig "Lady Mary," occupied as a Floating Magazine ... ..	200	.....	
		Repairs to Machinery for hoisting Gunpowder, Utensils, &c. .....	10	10	
3	2		461	199	
			1,011		574
<b>SPECTACLE ISLAND.</b>					
...	1	Foreman in charge ... ..	.....	200	
		Allowance to Assistant Military Storekeeper, for extra duties ... ..	.....	50	
		Wages to four Labourers, at 9d. per diem each... ..	.....	47	
		Extra allowance to Labourers for attending Boat, at 2s. per diem ... ..	.....	37	
		Military Labourers ... ..	.....	12	
		Night Watchman for Island, in lieu of Guard, at 2s. per night ... ..	.....	37	
		Repairs to Machinery for hoisting Gunpowder, Utensils, &c. .....	.....	10	
		Provisions, Fuel, and Light, for Working Staff... ..	.....	92	
...	1		.....	285	
3	3	<b>TOTAL ... ..</b>	£ .....	1,011	1,059

\* This Magazine is placed in charge of the Assistant Superintendent of Military Stores, by the Act of Council, 16 Vic., No. 47.—£68 8s. 9d. of the Foreman's salary is paid by the Imperial Government.

ESTIMATES OF EXPENDITURE—1866.

No. of Persons.		No. V.—TREASURER AND SECRETARY FOR FINANCE AND TRADE.				SALARIES AND CONTINGENCIES.			
1865	1866					Amount Voted for 1865.		Amount Required for 1866.	
						£		£	
<b>Health Officers, and Emigration Officer, Port Jackson.</b>									
1	1	a	Health and Emigration Officer, Port Jackson	...	...	530		530	
1	1	b	Health Officer, Newcastle	...	...	50		50	
1	1		Clerk to Emigration Officer, Port Jackson	...	...	175		175	
3	3						755		755
<hr/>									
<b>Quarantine.</b>									
1	1	c	Overseer of Stores	...	...	150		150	
2	2	c	Boatmen, at £75...	...	...	150		150	
1	1		Nurse	...	...	18		18	
			Expenses of Vessels in Quarantine	...	...	600		600	
							918		918
4	4								
<hr/>									
<b>Shipping Masters.</b>									
<i>Sydney.</i>									
...	1		Deputy Shipping Master...	...	...	.....		300	
1	1		Clerk	...	...	300		300	
1	...		Do.	...	...	250		.....	
1	1		Do.	...	...	175		175	
1	1		Do.	...	...	100		100	
2	2		Runners, at £104	...	...	208		208	
1	1		Office-keeper	...	...	15		15	
<i>Newcastle.</i>									
1	1	d	Shipping Master	...	...	100		100	
1	1		Boy Messenger	...	...	52		52	
			Incidental Expenses	...	...	.....	1,200	.....	1,250
9	9		<b>TOTAL</b>	...	...	£ .....	1,200	.....	1,255
<hr/>									
<b>Glebe Island Abattoir.</b>									
1	1		Inspector	...	...	250		250	
1	1		Assistant Inspector	...	...	150		150	
1	1		Engine Driver for Pumping Water	...	...	120		120	
1	1		Labourer	...	...	80		80	
			Forage Allowance for Inspector	...	...	50	600	50	600
			Incidental Expenses	...	...	150		150	
			Coals for Pump Engine	...	...	80		80	
			Raising Cattle Pens and Fences...	...	...	154		.....	
			Whitewashing internal Walls of Abattoir	...	...	57		.....	
			Constructing a Reservoir...	...	...	450		.....	
							941		280
4	4		<b>TOTAL</b>	...	...	£ .....	1,541	.....	880

a Member of Immigration Board.

b Vaccinator—3s. 6d. for each successful case.

d Clerk to the Harbour Master—Salary, £160 per annum.

c Provided with Quarters.

No. V.—TREASURER AND SECRETARY FOR FINANCE AND TRADE.				
No. of Persons.			SALARIES AND CONTINGENCIES.	
1865	1866		Amount Voted for 1865.	Amount Required for 1866.
		<b>Harbours, Light Houses, and Pilot Department.</b>		
			£	£
1	1	Superintendent of Pilots, Light Houses, and Harbours...	..... 650	..... 650
		<b>STEAM NAVIGATION AND PILOT BOARDS.</b>		
4	4	Members of the Steam Navigation Board (Non-official)...	150	150
1	1	Engineer, Surveyor, and Inspector ... ..	350	350
1	1	Shipwright Surveyor, at £1 10s. each Survey... ..	200	200
1	1	Messenger... ..	75	75
			775	775
		<b>HARBOUR MASTERS.</b>		
1	1	Harbour Master, Sydney... ..	350	350
1	1	Do. Newcastle ... ..	350	350
1	1	Do. Twofold Bay ... ..	250	250
1	1	Clerk and Accountant (to act as Secretary to the Steam Navigation and Pilot Boards) ... ..	250	250
1	1	Clerk, Sydney ... ..	175	175
1	1	a Do. Newcastle ... ..	150	150
			1,525	1,525
		<b>COLONIAL LIGHT HOUSES.</b>		
		<i>Principal Light-Keepers.</i>		
1	1	Port Jackson—Macquarie Light ... ..	180	180
1	1	Do. Hornby Light ... ..	180	180
1	1	Newcastle (acting also as Signal Master) ... ..	250	250
1	1	Cape St. George ... ..	180	180
1	1	Port Stephens ... ..	180	180
1	1	Light Ship "Bramble" ... ..	180	180
2	2	Fort Denison Light, Sergeant and Private in charge ... ..	73	73
		<i>First Assistant Light-Keepers.</i>		
1	1	Port Jackson—Macquarie Light... ..	96	96
1	1	Do. Hornby Light ... ..	96	96
1	1	Newcastle... ..	96	96
1	1	Cape St. George ... ..	96	96
1	1	Port Stephens ... ..	96	96
1	1	Light Ship "Bramble," Mate ... ..	96	96
		<i>Second Assistant Light-Keepers.</i>		
1	1	Port Jackson—Macquarie Light ... ..	96	96
1	1	Do. Hornby Light ... ..	96	96
1	1	Newcastle... ..	96	96
1	1	Cape St. George ... ..	96	96
1	1	Port Stephens ... ..	96	96
3	3	Light Ship "Bramble," Crew, at £96... ..	288	288
			2,567	2,567
		<b>AUSTRALIAN COAST LIGHT HOUSES.</b>		
		Contribution of one-half the expense of maintaining the Light House on Gabo Island ... ..	750	750
		Do. do. do. Wilson's Promontory ... ..	750	750
		Contribution of one-third the expense of maintaining the Light House on Kent's Group ... ..	500	500
		Contribution of one-fourth the expense of maintaining the Light House on King's Island ... ..	350	350
			2,350	2,350
36	36	Carried forward ... .. £	..... 7,867	..... 7,867

a Also Shipping Master; Salary, £100 per annum.

ESTIMATES OF EXPENDITURE—1866.

No. V.—TREASURER AND SECRETARY FOR FINANCE AND TRADE.

No. of Persons.			SALARIES AND CONTINGENCIES.			
1865	1866		Amount Voted for 1865.		Amount Required for 1866.	
			£		£	
		<b>Harbours, Light Houses, and Pilot Department—</b>				
		<b>continued.</b>				
36	36	Brought forward ... ..	.....	7,867	.....	7,867
		<b>SEA AND RIVER PILOTS.</b>				
		<i>Port Jackson.</i>				
2	2	Assistant Harbour Masters, at £250 ... ..	500		500	
4	4	Crew for do., at £96 ... ..	384		384	
		To provide Fees for Pilots under the Competitive Pilotage System ... ..	4,000		4,000	
		<i>Newcastle.</i>				
3	3	Pilots, at £250 ... ..	750		750	
2	2	Assistant do., to act as Coxswains, at £150 ... ..	300		300	
		<i>Manning River.</i>				
1	1	Pilot ... ..	175		175	
		<i>M'Leay River.</i>				
1	1	Pilot ... ..	175		175	
		<i>Clarence River.</i>				
1	1	Pilot ... ..	175		175	
		<i>Richmond River.</i>				
1	1	Pilot ... ..	175		175	
		<i>Port Macquarie.</i>				
1	1	Pilot ... ..	175		175	
		<i>Moruya.</i>				
1	1	Pilot ... ..	175		175	
		<i>Wollongong.</i>				
1	1	Pilot, in charge of the Port and Moorings ... ..	150		150	
		<i>Kiama.</i>				
1	1	Pilot, in charge of the Port and Moorings ... ..	25		25	
		<i>Bellambi.</i>				
1	1	Pilot, in charge of the Port and Moorings ... ..	25		25	
		<i>Jerringong.</i>				
1	1	Pilot, in charge of the Port and Moorings ... ..	15		15	
				7,199		7,199
		<b>BOATMEN.</b>				
		<i>Port Jackson. (Boatswain's Yard.)</i>				
1	1	a Boatswain in charge ... ..	120		120	
6	6	Coxswains, at £108 ... ..	648		648	
16	16	b Boatmen, at £96... ..	1,536		1,536	
		<i>Newcastle.</i>				
12	12	Boatmen, at £96... ..	1,152		1,152	
1	1	Carpenter... ..	140		140	
		<i>Manning River.</i>				
4	4	Boatmen, at £96... ..	384		384	
		<i>M'Leay River.</i>				
4	4	Boatmen, at £96... ..	384		384	
		<i>Clarence River.</i>				
4	4	Boatmen, at £96... ..	384		384	
		<i>Richmond River.</i>				
5	5	Boatmen, at £96... ..	480		480	
		<i>Port Macquarie.</i>				
4	4	Boatmen, at £96... ..	384		384	
		<i>Moruya.</i>				
2	2	Boatmen, at £96... ..	192		192	
		<i>Twofold Bay.</i>				
4	4	Boatmen, at £96... ..	384		384	
				6,188		6,188
120	120	Carried forward ... .. £	.....	21,254	.....	21,254

a Provided with Quarters.  
 b To provide for Services of Harbour Master, Customs, Health Officer, Emigration Officer, Post Office, Cockatoo Island, and Government Stores.



## VI.

## Secretary for Lands.

## SUMMARY.

	Voted for 1865.	Required for 1866.
CHARGEABLE ON REVENUE.		
Department of Lands ... ..	5,515	5,440
Survey of Lands ... ..	62,926	70,573
Commission to Land Agents, Appraisers, &c., and Rent of Buildings ... ..	6,300	4,300
Occupation of Lands ... ..	12,177	12,577
Gold Fields ... ..	13,815	10,666
Management of Alpacas ... ..	700	700
Prevention of Scab in Sheep ... ..	8,918	8,878
Inspection of Cattle ... ..	300	300
Coal Fields ... ..	1,740	1,300
Botanic Gardens ... ..	2,978	3,178
Government Domains and Hyde Park... ..	3,308	2,908
Roads other than Main Roads ... ..	50,880	54,900
Haslam's Creek General Cemetery ... ..	104	104
Aborigines ... ..	500	500
Miscellaneous Services ... ..	2,696	4,247
	172,357	180,571
TO BE RAISED BY LOAN.		
Extension of Riley-street, Sydney, &c. ... ..	.....	1,000
TOTAL ... ..	£ 172,357	181,571

The Treasury, New South Wales,  
Sydney, 28th February, 1866.

GEOFFREY EAGAR,  
Treasurer.

No. of Persons.		No. VI.—SECRETARY FOR LANDS.						SALARIES AND CONTINGENCIES.																							
1865	1866	Department of Lands.						Amount Voted for 1865.		Amount Required for 1866.																					
							£		£																						
1	1	Secretary for Lands	...	...	...	...	1,500		1,500																						
1	1	Under Secretary	...	...	...	...	800		800																						
1	1	Chief Clerk	...	...	...	...	500		500																						
2	2	Clerks, at £350	...	...	...	...	700		700																						
2	2	Clerks, at £250	...	...	...	...	500		500																						
2	2	Clerks, at £200	...	...	...	...	400		400																						
5	5	Clerks, at £150	...	...	...	...	750		750																						
2	2	Messengers, 1 at £104, and 1 at £100	...	...	...	...	204		204																						
1	1	Office-keeper	...	...	...	...	61		61																						
		Incidental Expenses	...	...	...	...	.....	5,415	100	.....	5,415	25																			
17	17	TOTAL	...	...	...	...	£ .....	5,515	.....	.....	5,440																				
<b>Survey of Lands.</b>																															
SURVEY STAFF.																															
1	1	Surveyor General	...	...	...	...	1,000		1,000																						
1	1	Deputy Surveyor General	...	...	...	...	700 <sup>a</sup>		800 <sup>b</sup>																						
5	5	<sup>c</sup> District Surveyors, at £750	...	...	...	...	3,650		3,650																						
6	6	<sup>d</sup> Surveyors, 1st class, at £630	...	...	...	...	3,780		3,780																						
6	6	<sup>e</sup> Do. 2nd class, at £530	...	...	...	...	3,180		3,180																						
...	17	<sup>f</sup> Field Assistants to Surveyors, at 6s. each per diem	...	...	...	...	.....		1,862																						
80	68	<sup>g</sup> Wages and Provisions to Surveying Parties	...	...	...	...	7,125		5,263																						
99	104							19,435		19,535																					
DRAWING AND LITHOGRAPHIC STAFF.																															
1	1	Chief Draftsman	...	...	...	...	500		500																						
5	...	Draftsmen, 1st class—1 at £450, 1 at £400, 1 at £375, 1 at £350, and 1 at £325	...	...	...	...	1,900		.....																						
...	4	Draftsmen, 1st class—1 at £450, 1 at £400, and 2 at £350	...	...	...	...	.....		1,550																						
11	...	Draftsmen, 2nd class—4 at £300, 4 at £240, and 3 at £220	...	...	...	...	2,820		.....																						
...	13	Draftsmen, 2nd class—6 at £300, 4 at £240, and 3 at £220	...	...	...	...	.....		3,420																						
18	...	Draftsmen, 3rd class—11 at £200, 6 at £150, and 1 at £100	...	...	...	...	3,200		.....																						
...	19	Draftsmen, 3rd Class—12 at £200, 6 at £150, and 1 at £100	...	...	...	...	.....		3,400																						
7	7	Supernumerary Draftsmen, at £75 each	...	...	...	...	525		525																						
2	2	Description Writers, 1 at £100, and 1 at £150	...	...	...	...	250		250																						
3	3	Lithographic Draftsmen, at £300	...	...	...	...	900		900																						
3	3	Lithographic Printers, 1 at £265, 1 at £210, and 1 at £155	...	...	...	...	630		630																						
1	1	Plan Mounter	...	...	...	...	150		150																						
51	53							10,875		11,325																					
150	157	Carried forward	...	...	...	...	£ .....	30,310	.....	.....	30,860																				
<p><sup>a</sup> With equipment allowance. <span style="float: right;"><sup>b</sup> Without any allowance.</span></p> <p><sup>c</sup> Including £500 salary and £230 allowance for equipment, viz. :—</p> <table style="width: 100%; border-collapse: collapse;"> <tr> <td>Interest on purchase and wear and tear</td> <td style="text-align: right;">£100</td> </tr> <tr> <td>Provisions for self</td> <td style="text-align: right;">25</td> </tr> <tr> <td>Forage for three horses</td> <td style="text-align: right;">125</td> </tr> <tr> <td>Horse-shoeing</td> <td style="text-align: right;">10</td> </tr> <tr> <td>Wear and tear of survey instruments</td> <td style="text-align: right;">10</td> </tr> <tr> <td>Stationery and postage</td> <td style="text-align: right;">5</td> </tr> <tr> <td>Contingencies</td> <td style="text-align: right;">5</td> </tr> <tr> <td></td> <td style="text-align: right; border-top: 1px solid black;">£280</td> </tr> <tr> <td>Less...</td> <td style="text-align: right;">50</td> </tr> <tr> <td></td> <td style="text-align: right; border-top: 1px solid black;">£230</td> </tr> </table> <p><sup>d</sup> Including £400 salary and £230 allowance. <span style="float: right;"><sup>e</sup> Including £300 salary and £230 allowance.</span></p> <p><sup>f</sup> Under head of Wages in previous years.</p> <p><sup>g</sup> Being estimated at the rate of 4s. and 4s. 6d. per diem for 68 Labourers; with £194 to meet special expenditure where necessary.</p>												Interest on purchase and wear and tear	£100	Provisions for self	25	Forage for three horses	125	Horse-shoeing	10	Wear and tear of survey instruments	10	Stationery and postage	5	Contingencies	5		£280	Less...	50		£230
Interest on purchase and wear and tear	£100																														
Provisions for self	25																														
Forage for three horses	125																														
Horse-shoeing	10																														
Wear and tear of survey instruments	10																														
Stationery and postage	5																														
Contingencies	5																														
	£280																														
Less...	50																														
	£230																														



## ESTIMATES OF EXPENDITURE—1866.

57

No. of Persons.		No. VI.—SECRETARY FOR LANDS.				SALARIES AND CONTINGENCIES.			
1865	1866					Amount Voted for 1865.		Amount Required for 1866.	
						£		£	
		Survey of Lands—continued.							
150	157	Brought forward ... ..				.....	30,310	.....	30,860
		CLERICAL STAFF.							
1	...	Secretary and Cashier	...	...	...	650		.....	
1	...	First Clerk	...	...	...	450		.....	
...	1	Chief Clerk	...	...	...	.....		500	
1	1	Accountant	...	...	...	400		400	
3	...	Clerks—1 at £400, and 2 at £350	...	...	...	1,100		.....	
...	3	Do. at £400	...	...	...	.....		1,200	
2	2	Do. at £300	...	...	...	600		600	
2	2	Do. at £250	...	...	...	500		500	
5	5	Do. at £200	...	...	...	1,000		1,000	
9	10	Do. at £150	...	...	...	1,350		1,500	
5	5	Supernumerary Clerks, 2 at 7s. 6d., and 3 at 6s. per diem	...	...	...	604		604	
		Temporary Clerical Assistance—5 clerks, at 6s. per diem	...	...	...	.....		508	
							6,654		6,812
29	29								
		MESSENGERS, &c.							
1	1	Messenger...	...	...	...	100		100	
1	1	Do. Assistant (Boy)	...	...	...	50		50	
1	1	Do. (do.)	...	...	...	36		40	
1	1	<sup>a</sup> Housekeeper	...	...	...	50		50	
1	1	Assistant Housekeeper	...	...	...	25		36	
							261		276
5	5								
							37,225		37,948
		Allowance, in lieu of forage for one horse, to Surveyor General				50		50	
		Equipment allowance for Deputy Surveyor General				280		100	
		Fees to Licensed Surveyors				23,000		30,000	
		Passage and Freight				150		150	
		<sup>b</sup> Incidental Expenses				225		225	
		Extra Forage Allowance in special cases				500		500	
		Purchase of Surveying Instruments				250		250	
		Lithographic Drawing, Printing, and Materials				396		500	
		Rent of Rooms for deposit of Records in Country Towns by Surveyors				250		250	
		Fees to Draftsmen employed by Contract in drawing Diagrams on Deeds				600		600	
							25,701		32,625
184	191	TOTAL ... ..				£	62,926	.....	70,573
		Rent of additional Offices for Land Departments				300		300	
		Commission to Land Agents, Appraisers, and others				*6,000		4,000	
							6,300		4,300

<sup>a</sup> Provided with Quarters, Fuel, and Light.

<sup>b</sup> Including Special Allowance, when necessary, for District Surveyor.

\* Includes £2,000 for Advertising for the Public Service generally, placed for 1866 under the head of "Miscellaneous"—Secretary for Finance and Trade.

## ESTIMATES OF EXPENDITURE—1866.

No. of Persons.		No. VI.—SECRETARY FOR LANDS.				SALARIES AND CONTINGENCIES.			
1865	1866	Occupation of Lands.				Amount Voted for 1865.		Amount Required for 1866.	
					£		£		
<b>HEAD QUARTERS.</b>									
1	1	Chief Commissioner of Crown Lands	...	...	800		800		
1	1	Chief Clerk	...	...	300		400		
...	1	Clerk	...	...	.....		300		
1	1	Do.	...	...	250		250		
2	2	Clerks, at £200	...	...	400		400		
1	1	Clerk	...	...	175		175		
1	1	Do.	...	...	150		150		
1	1	Do.	...	...	75		75		
1	1	Bailiff	...	...	200		200		
1	1	Messenger...	...	...	50		50		
1	1	House-keeper	...	...	25		25		
						2,425		2,825	
11	12								
<b>PASTORAL DISTRICTS.</b>									
2	2	Commissioners of Crown Lands, at £500	...	...	1,000		1,000		
4	4	Do. £450	...	...	1,800		1,800		
5	5	Do. £400	...	...	2,000		2,000		
14	14	Bailiffs, at £183	...	...	2,562		2,562		
11	11	Camp-keepers, at £40	...	...	440		440		
						7,802		7,802	
36	36								
		Expenses of Exploration Parties of Commissioners engaged in allotting New Country	...	...	1,000		1,000		
		Fees for Special Appraisements and similar Services	...	...	500		500		
		Allowance to Commissioners in lieu of Quarters	...	...	250		250		
		Incidental Expenses	...	...	200		200		
						1,950		1,950	
47	48	<b>TOTAL</b>	...	...	£ .....	12,177	.....	12,577	
<b>Gold Fields.</b>									
2	...	Commissioners, at £500	...	...	1,000		.....		
7	7	<i>a</i> Assistant Commissioners, at £450	...	...	3,150		3,150		
7	7	<i>b</i> Assistant Commissioners of the 2nd class, at £350	...	...	2,450		2,450		
4	3	<i>c</i> Sub-Commissioners, at £275	...	...	1,100		825		
2	2	Clerks to Gold Commissioners, at £150	...	...	300		300		
3	3	Clerks of Local Courts, at £100 each	...	...	300*		300		
6	5	Chinese Interpreters, at £150, for 3 months	...	...	900		183		
20	17	Camp-keepers, at £50	...	...	1,000		850		
...	1	Mining Surveyor, for 3 months	...	...	.....		138		
						10,200		8,201	
		Allowance in lieu of Forage for 2 Commissioners, at £100, and for 18 Assistant and Sub-Commissioners, at £50 each	...	...	1,100		.....		
		Allowance in lieu of Forage for 3 Commissioners in charge, at £100, and 14 Assistant and Sub-Commissioners, at £50	...	...	.....		1,000		
		Carriage of Stores, Wood, Water, &c.	...	...	240		240		
		Erection of, and Repairs to, Buildings	...	...	600		100		
		Rent of Premises	...	...	75		75		
		Travelling Expenses of Commissioners (when specially sanctioned)	...	...	400		200		
		Allowance to Commissioners, in lieu of Quarters, and for Offices	...	...	110		110		
		Allowance to Assistant and Sub-Commissioners, in lieu of Quarters, at £40 each	...	...	240		240		
		To meet Unforeseen Expenses at the Gold Fields	...	...	800		500		
		Furniture	...	...	50		.....		
						3,615		2,465	
51	45	<b>TOTAL</b>	...	...	£ .....	18,815	.....	10,666	

*a* Three of these are also Police Magistrates. *b* Two of these are Police Magistrates, and one a Clerk of Petty Sessions.

*c* One of these is a Police Magistrate, and two are Clerks of Petty Sessions.

\* Salary, £300; Allowances, £250.

NOTE.—It is intended, as soon as the needful legislation can be effected, to reduce the number of Commissioners on the Gold Fields, and transfer their duties to the Magistrates.

ESTIMATES OF EXPENDITURE—1866.

No. VI.—SECRETARY FOR LANDS.

No. of Persons.						SALARIES AND CONTINGENCIES.			
1865	1866					Amount Voted for 1865.		Amount Required for 1866.	
						£		£	
<b>Management of Alpacas.</b>									
		Superintendence and Management of Alpacas, including Incidental Expenses				.....	700	.....	700
<b>Prevention of Scab in Sheep.</b>									
1	1	Chief Inspector				500		500	
...	1	Inspector				.....		375	
...	5	Inspectors, at £350				.....		1,750	
30	21	Inspectors, at £250 each				7,500		5,250	
3	2	Inspectors, at £100				300		200	
...	4	Inspectors, at £30				.....		120	
							8,300		8,195
Forage:—									
		Chief Inspector, at £50				} 100		100	
		1 Inspector, at £50						200	
		Travelling Expenses, when specially sanctioned				200		200	
		Postage and Stationery for Chief Inspector				40		40	
		Do. for 25 Inspectors, at £5 per annum each				150		125	
		Do. for 3, at £2 10s. each				8		8	
		Furniture				20		10	
		Incidental Expenses, including Law Costs and Charges				100		200	
							618		683
34	34	TOTAL				£	8,918	.....	8,878
<b>Inspection of Cattle.</b>									
1	1	Inspector, Sydney				25		25	
1	1	Do. Eden				100		100	
1	1	Do. Newcastle				150		150	
							275		275
		Postage and Stationery for Inspectors, at Newcastle and Eden				5		5	
		Incidental Expenses				20		20	
							25		25
3	3	TOTAL				£	300	.....	300
<b>Coal Fields.</b>									
1	1	Examiner (Northern) and Keeper of Mining Records				600		600	
1	...	Examiner (Southern)				400		.....	
1	1	Inspector				300		300	
							1,300		900
		Incidental Expenses				400		400	
		Office Rent (Southern)				40		.....	
							440		400
3	2	TOTAL				£	1,740	.....	1,300

		No. VI.—SECRETARY FOR LANDS.				SALARIES AND CONTINGENCIES.			
No. of Persons.						Amount Voted for 1865.		Amount Required for 1866.	
1865	1866					£		£	
<b>Botanic Gardens.</b>									
1	1	Director	...	...	...	400		400	
1	1	Overseer	...	...	...	200		200	
1	1	Clerk and Librarian	...	...	...	150		150	
1	1	Bailiff	...	...	...	108		108	
							858		858
		Wages to Gardeners and Labourers	...	...	...	1,200		1,300	
		Travelling and other Expenses of the Director, in the discharge of his duties	...	...	...	100		100	
		Forage for one Horse	...	...	...	50		50	
		Cases for Plants, and to meet the expenses of transmission	...	...	...	40		40	
		Towards the formation of a Public Botanical Library	...	...	...	50		50	
		Purchase of Coals and Manure	...	...	...	30		30	
		Incidental Expenses	...	...	...	100		100	
		To defray Cost of Aviary	...	...	...	200		200	
		Painting and repairing Seats	...	...	...	50		25	
		To make Walks and Plantations in ground recently added to the Gardens	...	...	...	.....		200	
		To meet the expense of covered Drains between the Upper and Lower Gardens	...	...	...	100		.....	
		For water supply to Drinking Fountain and new Lodge at Eastern entrance	...	...	...	.....		100	
		To complete draining and preparation of ground on Western side of Lower Garden	...	...	...	200		.....	
		Towards re-labelling the Plants and Shrubs in Botanic Gardens	...	...	...	.....		25	
		To erect Dwarf Wharf round portion of Pond in Lower Garden, for retention of fresh water	...	...	...	.....		100	
							2,120		2,320
4	4	TOTAL	...	...	£	.....	2,978	.....	3,178
<b>Government Domains and Hyde Park.</b>									
1	1	General Overseer	...	...	...	150		150	
1	1	Bailiff	...	...	...	108		108	
							258		258
		Wages to Labourers	...	...	...	700		700	
		Forage for one Horse	...	...	...	50		50	
		Gravel to keep in repair Roads and Paths	...	...	...	200		200	
		Formation and improvement of Paths	...	...	...	100		.....	
		Repair of Gates and Fences	...	...	...	100		200	
		To trench and fence in ground for Additional Plantations	...	...	...	150		150	
		Soil and Manure	...	...	...	50		50	
		To provide soil to cover the banks sloping towards Woolloomooloo Bay	...	...	...	150		.....	
		Incidental Expenses	...	...	...	50		50	
		To continue improvement of the Domain	...	...	...	500		250	
							2,050		1,650
		For the improvement of Hyde Park	...	...	...	.....	1,000	.....	1,000
2	2	TOTAL	...	...	£	.....	3,308	.....	2,908

## ESTIMATES OF EXPENDITURE—1866.

61

No. of Persons.		No. VI.—SECRETARY FOR LANDS.			
		SALARIES AND CONTINGENCIES.			
1865	1866	Amount Voted for 1865.		Amount Required for 1866.	
		£		£	
		<b>Minor Roads.</b>			
		For the construction and maintenance of Subordinate Roads, as classified per Schedule ... ..	35,000	39,731	
		For Minor Bridges and Roads not classified ... ..	10,000	8,000	
		Alignment Posts for Towns ... ..	500	500	
		To meet Expense of Fencing Public Roads where proclaimed through enclosed Lands ... ..	2,000	3,000	
		Formation of Streets through Crown Lands in City of Sydney ... ..	750	750	
		Punt over the M'Intyre River, at Gundiwindi... ..	.....	200	
		Bridge at Tumble Down, on road from Maitland to Clarence town and Dungog ... ..	.....	130	
		Construction of a new Toll House, at Windsor Ferry... ..	.....	120	
		Formation of Road from Mudgee Road into the Valley of the Wolgon ... ..	.....	500	
		Compensation for Land required for opening Road to Mulgrave Railway Station ... ..	.....	60	
		Formation of Bridle Track from Burraborang to adjacent Table Lands ... ..	.....	250	
		Punt over Dawson Creek, on Road from Cundletown to Taree ... ..	.....	350	
		Fencing road from Sutton Forest to the old Argyle Road, where it passes through enclosed lands ... ..	.....	43	
		Fencing road from Illawarra Road to the new Canterbury Road, where it passes through enclosed lands ... ..	.....	10	
		Fencing road from Raymond Terrace towards Seaham and Clarence Town, where it passes through enclosed lands ... ..	.....	237	
		Bridge over the Lachlan at or near Booligal ... ..	.....	500	
		Bridge over Gol Gol Creek ... ..	.....	250	
		Repair and formation of road from Nowra to Terrara ... ..	.....	269	
		Other Votes, 1865 ... ..	2,130	.....	
			50,380		54,900
		<b>Haslam's Creek General Cemetery.</b>			
1	1	Overseer ... ..	.....	104	104
		<b>Aborigines.</b>			
		Medicines and Medical Attendance ... ..	.....	500	500
		<b>Miscellaneous Services.</b>			
		For the Erection of Public Pounds ... ..	.....	300	
		For sinking Wells, so as to render practicable the route from the Darling to the Lachlan and to the Warrego ... ..	2,500	2,500	
		Bonus to producers of Cotton ... ..	.....	70	
		Compensation for Land, &c., required for Approach to Pitnacree Bridge ... ..	.....	93	
		Compensation for Land taken for formation of Approaches to Pitnacree Bridge ... ..	.....	93	
		Compensation for losses incurred by failure of Appeal Court, Western Gold Fields—			
		Isbester & Co. ... ..	.....	193	
		W. Thompson ... ..	.....	241	
		T. Farrell and Party ... ..	.....	400	
		Compensation to John Cummins, for issue to him of an erroneous Title to Land... ..	.....	60	
		New Fence for Burial Ground at Tarban Creek Asylum ... ..	.....	50	
		Fencing Cemetery at Taree and Walloo Walloo ... ..	.....	47	
		To refund to the Hawkesbury Benevolent Society, the amount paid by them as rent of certain Crown Lands ... ..	.....	200	
		Other Votes, 1865 ... ..	196	.....	
			2,696		4,247
		<b>To be Raised by Loan.</b>			
		For extension of Riley-street to Palmer-street, including ornamental Railing for portion of the Domain; to be afterwards refunded from Sale of Land ... ..	.....	.....	1,000



## VII.

## Secretary for Public Works.

## SUMMARY.

	Voted for 1865.	Required for 1866.
CHARGEABLE ON REVENUE.		
Department of Public Works ... ..	4,570	4,350
Railways :—		
General Establishment ... ..	2,860	2,300
Works in Progress Establishment ... ..	6,600	6,525
Existing Lines—Working Expenses ... ..	110,300	100,935
Miscellaneous ... ..	.....	1,147
Harbours and River Navigation :—		
Establishments ... ..	18,393	16,993
Public Works ... ..	3,900	16,657
Colonial Architect ... ..	6,190	5,590
Fortifications ... ..	379	.....
Public Works and Buildings ... ..	43,721	57,120
Roads and Bridges :—		
General Establishment ... ..	3,325	2,625
Superintendence ... ..	7,700	5,500
Construction and Maintenance ... ..	138,148	102,330
Electric Telegraphs ... ..	27,144	28,338
Fitz Roy Dock ... ..	6,128	5,787
Miscellaneous Services ... ..	104	.....
	379,462	356,197
TO BE RAISED BY LOAN.		
Railways ... ..	74,500	639,000
Harbours and River Navigation ... ..	14,900	69,000
Roads .. ...	.....	56,500
Fortifications ... ..	.....	15,000
Public Works and Buildings ... ..	51,000	.....
	140,400	779,500
TOTAL ... ..	£ 519,862	1,135,697

*The Treasury, New South Wales,  
Sydney, 28th, February, 1866.*

GEOFFREY EAGAR,  
Treasurer.

No. of Persons.				SALARIES AND CONTINGENCIES.		
1865	1866			Amount Voted for 1865.	Amount Required for 1866.	
<b>Department of Public Works.</b>						
1	1	Secretary for Public Works	...	£ 1,500	£ 1,500	
1	1	Under Secretary and Commissioner for Railways	...	800	800	
1	1	Chief Clerk	...	450	450	
1	1	Clerk	...	300	300	
1	1	Do.	...	250	250	
1	1	Do.	...	200	200	
1	...	Do.	...	150	.....	
1	1	Messenger	...	120	120	
1	1	House-keeper	...	50	50	
				3,820	3,670	
Rent				650	650	
Incidental Expenses				100	30	
				750	680	
9	8	TOTAL		£ 4,570	£ 4,350	
<b>Railways.</b>						
GENERAL ESTABLISHMENT.						
Commissioner. (Provided for under Department of Public Works.)						
1	1	Accountant	...	500	500	
1	1	Chief Clerk	...	400	400	
1	1	Clerk	...	300	300	
1	1	Do.	...	300	300	
1	1	Do.	...	250	250	
2	1	Do.	...	400	200	
2	...	Clerks, at £180	...	360	.....	
1	1	Clerk	...	50	50	
1	1	Messenger	...	100	100	
				2,660	2,100	
Travelling and Incidental Expenses				.....	200	
11	8	TOTAL		£ 2,860	£ 2,300	
WORKS IN PROGRESS.						
Valuation of Land.						
1	1	Valuator	...	600	600	
				100	100	
				700	700	
1	1					700
Works in Progress—Authorized Extensions.						
1	1	Engineer-in-Chief	...	1,500	1,500	
1	1	Assistant Engineer	...	700	700	
1	1	Assistant Engineer for Trial Surveys	...	800	*800	
1	1	Chief Draftsman	...	500	500	
1	1	Draftsman	...	300	200	
1	1	Clerk	...	350	350	
1	1	Assistant Clerk	...	150	175	
				4,300	4,225	
Travelling Expenses				500	500	
Incidental Expenses				100	100	
Contingent sum to provide such further Assistance as may be required				1,000	1,000	
				1,600	1,600	
7	7	TOTAL		£ 6,600	£ 6,525	

\* Including £200 for equipment and travelling allowance.



No. VII.—SECRETARY FOR PUBLIC WORKS.

No. of Persons.		SALARIES AND CONTINGENCIES.			
1865	1866	Amount Voted for 1865.		Amount Required for 1866.	
		£		£	
<b>Railways—continued.</b>					
<b>EXISTING LINES, WORKING EXPENSES.</b>					
1	1	Traffic Manager of Southern and Western Lines ...	500	500	500
1	1	Traffic Manager, Northern Line ...	500	500	500
1	1	Locomotive Foreman ...	400	400	400
1	1	Do. ...	300	300	300
2	2	Superintendents of Way and Works, at £400 ...	800	800	800
2	2	Inspectors of Way and Works, at £275 ...	550	550	550
35	...	* Station Masters—8 at £250; 11 at £200; 11 at £150; and 5 at £120 ...	6,450	.....	.....
...	34	* Station Masters—6 at £250; 10 at £200; 3 at £175; 11 at £150; and 4 at £120 ...	.....	6,155	6,155
1	1	Storekeeper (South) ...	300	300	300
1	2	Clerks ...	200	400	400
1	1	Storekeeper, &c. (North) ...	200	250	250
...	1	Clerk ...	.....	†180	180
1	1	Instrument Fitter, &c., &c. ...	150	150	150
		* Allowance to Station Masters for House Rent ...	450	450	450
		Expenses of 150 miles of Railway, including Maintenance of Way and Works, Wages to Workmen, Stores, and Incidental Expenses ...	99,500	90,000	90,000
47	48	<b>TOTAL ...</b>	£ .....	110,300	100,935
<b>MISCELLANEOUS.</b>					
		To pay Workmen's Wages, Singleton Bridge Works (Out of Retention Money) ...	.....	.....	1,147
<b>Harbours and River Navigation.</b>					
<b>ENGINEER'S DEPARTMENT.</b>					
1	1	Engineer-in-Chief ...	1,100	1,100	1,100
1	1	Chief Surveyor and Draftsman ...	400	400	400
1	1	Draftsman ...	300	300	300
1	1	Do. ...	300	300	300
3	...	Assistants... ..	100	.....	.....
1	1	Chief Clerk and Accountant ...	300	300	300
1	1	Clerk ...	175	175	175
1	1	Messenger... ..	50	50	50
			2,725	2,625	2,625
		Travelling Expenses ...	200	120	120
		Incidental Expenses ...	50	50	50
10	7		250	170	170
			2,975	2,795	2,795
		<b>Carried forward ...</b>	£ .....	2,975	2,795

\* With an allowance not exceeding £50 per annum for House Rent, where no residence is provided.

† See General Establishment, 1865.

No. of Persons.		SALARIES AND CONTINGENCIES.				
1865	1866	Amount Voted for 1865.		Amount Required for 1866.		
		£		£		
<b>Harbours and River Navigation—continued.</b>						
		Brought forward ... ..	.....	2,975	.....	2,795
STEAM DREDGE "HUNTER."						
1	1	Chief Engineer ... ..	300		300	
14	14	Crew ... ..	1,680		1,520	
			1,980		1,820	
15	15	Repairs and Renewals, Coals, Stores, Steam Tug, and other Incidental Expenses ... ..	2,000	3,980	2,000	3,820
STEAM DREDGE "HERCULES."						
1	1	Master ... ..	250		250	
9	9	Crew ... ..	924		924	
			1,174		1,174	
10	10	Repairs and Renewals, Coals, Stores, and other Incidental Expenses ... ..	1,000	2,174	1,000	2,174
STEAM DREDGE "PLUTO."						
1	1	Chief Engineer ... ..	250		250	
9	9	Crew ... ..	924		884	
			1,174		1,134	
10	10	Repairs, Coals, Stores, Towage, landing Silt, and forming Dykes ... ..	1,500	2,674	1,000	2,134
STEAM DREDGE "VULCAN," NEWCASTLE.						
1	1	Chief Engineer ... ..	300		250	
14	14	Crew ... ..	1,680		1,520	
			1,980		1,770	
15	15	Repairs and Renewals, Coals, Stores, Steam Tug, and other Incidental Expenses ... ..	1,600	3,580	2,000	3,770
STEAM CRANES, NEWCASTLE.						
15	15	Engine-drivers, at £144, and Men, at £108 ... ..	2,010		1,800	
15	15	Repairs, Coals, and Stores ... ..	1,000	3,010	500	2,300
		<b>TOTAL ... ..</b>	<b>£ .....</b>	<b>18,393</b>	<b>.....</b>	<b>16,993</b>
<b>PUBLIC WORKS.</b>						
		Preliminary Harbour Surveys ... ..	500		500	
		Landing Silt from Dredge, and forming Ground ... ..	1,200		1,200	
		Repairs to Glebe Island Road ... ..	100		100	
		Incidental Expenses to Wharfs, Bridges, and other Public Works ... ..	1,000		1,000	
		Repairs and Improvements to Cook's River Dam .....	1,100		.....	
		Grassing Sand Hills, Wollongong ... ..	.....		250	
		Repairs to the Circular Quay ... ..	.....		1,000	
		Removing obstructions and improving the navigation of the Rivers Murray, Murrumbidgee, and Darling... ..	.....		10,000	
		Contribution towards repair of River breach road damage to High-street, West Maitland ... ..	.....		2,000	
		For procuring and erecting column at Bradley's Head, to mark a nautical mile to test speed of Steamers... ..	.....		73	
		For deepening Tambi Bar in the Myall River ... ..	.....		200	
		One-third the cost of Grassing the Sand Hills at Newcastle, provided the remaining two-thirds are contributed by the Corporation of Newcastle and Messrs. Morehead and Young (£1,000) ... ..	.....		334	
				3,900		16,657

No. VII.—SECRETARY FOR PUBLIC WORKS.

No. of Persons.								SALARIES AND CONTINGENCIES.				
1865	1866							Amount Voted for 1865.		Amount Required for 1866.		
								£		£		
<b>Colonial Architect.</b>												
1	1	Colonial Architect	...	...	...	...	...	1,000		1,000		
1	1	First Clerk of Works	...	...	...	...	...	600		600		
1	1	Clerk of Works	...	...	...	...	...	500		500		
1	1	Do.	...	...	...	...	...	400		400		
1	1	Do.	...	...	...	...	...	400		400		
1	...	Do.	...	...	...	...	...	400		.....		
1	1	First Foreman of Works	...	...	...	...	...	250		250		
1	...	Second do.	...	...	...	...	...	250		.....		
1	1	Draftsman	...	...	...	...	...	300		300		
...	2	Cadets, at £75	...	...	...	...	...	.....		150		
1	1	Chief Clerk	...	...	...	...	...	450		450		
1	1	Clerk	...	...	...	...	...	300		300		
1	1	Do.	...	...	...	...	...	200		200		
1	1	Do.	...	...	...	...	...	150		150		
1	...	Do. and Draftsman	...	...	...	...	...	150		150		
1	1	Messenger	...	...	...	...	...	100		100		
1	1	Office-keeper	...	...	...	...	...	40		40		
									5,490		4,990	
Forage for the horses of the Colonial Architect and the Clerk of Works								100		100		
Travelling Expenses of the Colonial Architect and Officers of the Department, when proceeding to inspect Public Works and Buildings								550		450		
Incidental Expenses								50		50		
									700		600	
16	15	TOTAL...						£	.....	6,190	.....	5,590
<b>Fortifications.</b>												
1	...	Foreman of Works	...	...	...	...	...	250		.....		
1	...	Boatman	...	...	...	...	...	104		.....		
									354		.....	
Incidental Expenses								.....		25		.....
2	...	TOTAL ...						£	.....	379	.....	.....

No. VII.—SECRETARY FOR PUBLIC WORKS.		
	Amount voted for 1865.	Amount required for 1866.
<b>Public Works and Buildings.</b>		
	£	£
For ordinary repairs, alterations, and additions to Public Buildings generally ...	10,000	8,000
For providing Furniture and Fittings for the Public Offices generally ...	3,000	1,000
For repairs to Military Barracks and Buildings ...	1,000	500
For lighting Lamps, sweeping Chimneys, &c., Victoria Barracks...	250	250
For lighting Government Lamps in Streets of Sydney and Domain ...	750	700
For Furniture and repair of same for Government House ...	200	100
To provide Building and other Materials for completion or repair of Gaols and other Public Buildings, by the labour of Prisoners in Gaol ...	6,500	6,500
Additions, Sydney Gaol ...	2,000	2,000
Police Buildings ...	2,500	2,500
Gaols, Court Houses, and Lock-ups ...	10,000	7,000
Supply of Coffins for Paupers ...	400	400
For repairs, Lunatic Asylum, Parramatta ...	1,500	4,000
Alterations and Repairs, Protestant Orphan School, Parramatta ...	1,000	1,000
Repairs, Alterations, &c., to Lunatic Asylum, Tarban ...	4,581	9,000
Additions to Post Office, Armidale ...	40	.....
Additions to Gaol at Wellington ...	.....	1,250
Draining Darlinghurst Gaol to Woolloomooloo Bay ...	.....	1,000
Building for Tide Gauge at Fort Denison ...	.....	78
Shed, &c., at the Observatory ...	.....	105
Contribution towards the erection of the Offices and New Wing of the Sydney Infirmary and Dispensary, further sum ...	.....	5,000
Additional Wing to the Benevolent Asylum ...	.....	2,500
Towards the expenses of Furniture for, and Repair of, Telegraph Stations ...	.....	2,000
For erection of Telegraph and Post Office, Dubbo... ..	.....	1,200
Additions and Alterations to the Mint ...	.....	164
Temporary Offices for Money Order Business ...	.....	600
To enclose the Burying Ground attached to the Tarban Creek Lunatic Asylum with a Stone Wall ...	.....	200
For supply and erection of Column for Azimuth, in connection with Observatory .....	.....	73
<b>TOTAL</b> ... ..	£ 43,721	57,120

No. VII.—SECRETARY FOR PUBLIC WORKS.

No. of Persons.						SALARIES AND CONTINGENCIES.			
1865	1866					Amount Voted for 1865.		Amount Required for 1866.	
						£		£	
<b>Roads and Bridges.</b>									
<b>GENERAL ESTABLISHMENT.</b>									
1	1	Commissioner and Engineer	...	...	...	700		700	
1	1	Assistant Engineer	...	...	...	500		500	
1	1	Chief Clerk and Cashier	...	...	...	300		325	
1	1	Accountant	...	...	...	250		275	
1	1	Clerk	...	...	...	225		225	
1	1	Boy Messenger	...	...	...	50		50	
							2,025		2,075
		Travelling Expenses, Instruments, and other Incidental Expenses	...	...	...	800		550	
		Survey of the Clarence River Road	...	...	...	500		.....	550
							1,300		
6	6	<b>TOTAL</b>	...	...	...	£ .....	3,325	.....	2,625
<b>SUPERINTENDENCE.</b>									
<i>Northern Roads.</i>									
4	3	Superintendents, at £500	...	...	...	2,000		1,500	
1	...	Overseer	...	...	...	300		.....	1,500
							2,300		
<i>Southern Roads.</i>									
1	...	Superintendent	...	...	...	600		.....	
3	2	Superintendents, at £500	...	...	...	1,500		1,000	
...	2	Superintendents, at £400 each	...	...	...	.....		800	
3	1	Overseer	...	...	...	900		300	
							3,000		2,100
<i>Western Roads.</i>									
3	...	Superintendents—1 at £600—1 at £500—1 at £400...	...	...	...	1,500		.....	
...	2	Superintendents, at £500	...	...	...	.....		1,000	
3	3	*Overseers, at £300	...	...	...	900		900	
							2,400		1,900
18	13	<b>TOTAL</b>	...	...	...	£ .....	7,700	.....	5,500
<b>CONSTRUCTION AND MAINTENANCE.</b>									
<i>Main Northern Road.</i>									
		Morpeth to Singleton, Tolls to be expended where collected	...	...	...	.....	24,410	1,838	
		Singleton to Armidale, Tolls to be expended where collected	...	...	...	.....		5,380	
		Singleton to Armidale, 196 miles, at £50 per mile	...	...	...	.....		9,800	
									17,018
<i>Main South Road.</i>									
		Fifth Milestone to Picton, Tolls to be expended where collected	...	...	...	.....	35,485	1,471	
		Picton to Albury, Tolls to be expended where collected.	...	...	...	.....		4,388	
		Picton to Albury, 333 miles, at £50 per mile	...	...	...	.....		16,650	
									22,509
<i>Main Western Road.</i>									
		Sydney to Penrith, Tolls to be expended where collected	...	...	...	.....	25,150	3,118	
		Penrith to Wellington, Tolls to be expended where collected	...	...	...	.....		8,335	
		Penrith to Wellington, 176 miles, at £50 per mile	...	...	...	.....		8,800	
									20,253
		<b>Carried forward</b>	...	...	...	£ .....	85,045	.....	59,780

\* One of these Overseers is partly employed on the Southern Road.

No. of Persons.		SALARIES AND CONTINGENCIES.			
1865	1866	Amount Voted for 1865.		Amount Required for 1866.	
		<b>No. VII.—SECRETARY FOR PUBLIC WORKS.</b>			
		<b>Roads and Bridges—continued.</b>			
		<b>CONSTRUCTION AND MAINTENANCE—continued.</b>			
		£		£	
			85,045		59,780
		<i>Brought forward ... ..</i>			
		<i>Other Roads and Bridges.</i>			
		1,750		1,500	
		5,750		5,750	
		4,000		4,000	
		28,968		24,500	
		2,500		2,000	
		3,000		2,000	
		500		300	
		.....		1,500	
		.....		1,000	
		6,635		.....	
			53,103		42,550
		TOTAL ... ..	£ 138,148		102,330
		<b>Electric Telegraphs.</b>			
1	1	700		700	
1	...	350		.....	
...	1	.....		350	
1	1	250		250	
1	1	300		300	
1	1	200		200	
1	1	150		150	
1	1	175		175	
1	1	150		150	
1	1	300		300	
1	1	104		104	
1	1	104		104	
1	1	104		104	
			2,887		2,887
12	12				
63	...	11,192		.....	
...	58	.....		10,150	
23	...	2,654		.....	
...	21	.....		2,198	
11	...	518		.....	
...	13	.....		622	
			14,364		12,970
97	92				
...	1	.....		165	
...	2	.....		300	
...	1	.....		188	
...	1	.....		113	
					766
...	5				
		Carried forward ... ..	£ 17,251		16,623
109	109				

No. VII.—SECRETARY FOR PUBLIC WORKS.

No. of Persons.			SALARIES AND CONTINGENCIES.			
1865	1866		Amount Voted for 1865.		Amount Required for 1866.	
		<b>Electric Telegraphs—continued.</b>	£		£	
109	109	Brought forward ... ..	.....	17,251	.....	16,623
		Horse Equipment, Forage Allowance, and Farriery, for 50 horses for use of Line Inspectors and Messengers: (45 horses in 1865)...	3,136		3,590	
		Travelling Expenses of Line Inspectors and Officers of the Department generally ... ..	1,000		1,000	
		Rent of Temporary Offices, including Chief Office, Stables, and Store, Sydney...	300		1,200	
		Allowance to Station Masters for working over-hours, at 2s. per hour ... ..	100		100	
		Station Messengers' Uniform ... ..	200		200	
		Working Expenses of 3,500 miles of Line. (3,000 miles in 1865) ... ..	2,300		2,400	
		To replace Instruments and Batteries, and for Portage, and Unforeseen Expenses ... ..	600		800	
		Repairs to Lines generally ... ..	2,000		2,000	
		Fuel and Light for 60 Stations. (54 Stations, 1865)...	257		200	
		Kitchen, Telegraph Station, Bathurst ... ..	.....		120	
		Fencing Telegraph Station, Forbes ... ..	.....		25	
		Fencing Telegraph Station, Armidale ... ..	.....		80	
				9,893		11,715
109	109	TOTAL ... .. £	.....	27,144	.....	28,338
		<b>Fitz Roy Dock.</b>				
1	1	Superintendent and Engineer-in-Chief ... ..	700		700	
1	1	Assistant Superintendent and Clerk of Works ... ..	350		350	
1	1	Storekeeper ... ..	190		190	
1	1	Accountant and Clerk ... ..	175		200	
1	1	Foreman of Works ... ..	200		200	
1	1	Engineer Mechanic ... ..	190		190	
2	2	Foremen of Works, at £164 ... ..	328		328	
1	1	Shipwright Carpenter ... ..	220		220	
1	...	Do. ... ..	200		.....	
1	1	Fireman ... ..	146		146	
1	1	Messenger and Boatman ... ..	108		108	
				2,807		2,632
		Fuel, Light, and Provisions ... ..	200		200	
		For docking and undocking Vessels ... ..	500		400	
		Stationery and Printing ... ..	50		50	
		Machinery, Works, and other Services, (as per Schedule below)* ... ..	2,519		2,453	
		Rent of Office ... ..	52		52	
				3,321		3,155
12	11	TOTAL ... .. £	.....	6,128	.....	5,787
		<b>Miscellaneous Services.</b>				
		Compensation to the family of the late Mrs. De Courcy, £104 annually for 5 years ... ..	.....	104	.....	*.....

\* SCHEDULE.

Repairs to original Engine Boilers .. .. .	£200
To provide a Feed Donkey Engine .. .. .	100
To construct and fix additional Sluice to Caisson .. .. .	50
To purchase Force Pump, Hose, and Delivery Branch, to be used as a Fire Engine .. .. .	100
To erect a Reverberatory Furnace .. .. .	50
To provide and erect Crane to Forge Furnace .. .. .	250
To construct a large Dredging Punt .. .. .	200
Forage for two Horses .. .. .	80
Timber, Iron, Coals for Engine, Paint, Driving Belts, Machinery Oil, Tallow, Cotton Waste, incidental Stores, and material for general service .. .. .	800
Gratuities to Prisoners .. .. .	400
	£2,230
Unforeseen Contingencies, 10 per cent. ... ..	223
	£2,453

δ 12s. per day when over 12 hours from home on duty.

\* The five years referred to expired on 31st December, 1865.

## ESTIMATES OF EXPENDITURE—1866.

No. VII.—SECRETARY FOR PUBLIC WORKS.							
						Amount Voted for 1865.	Amount Required for 1866.
To be raised by Loan.						£	£
<b>RAILWAYS.</b>							
Towards the extension of the Great Western Line	...	...	.....			200,000	
Towards the extension of the Great Northern Line	...	...	.....			400,000	
Towards relaying the Line from Sydney to Parramatta Junction...	...	...	.....			20,000	
For enlarging Railway Bridges at East Maitland (Main Line and Morpeth Branch)	...	...	.....			4,000	
Additional accommodation to Stations, &c.	...	...	.....			5,000	
Additional Goods Waggon	...	...	.....			10,000	
Votes for other Services, 1865	...	...	.....	74,500		.....	
					74,500	639,000	
<b>HARBOURS AND RIVER NAVIGATION.</b>							
High Level Bridge over the Hawkesbury at Windsor	...	...	.....			20,000	
Wollongong Harbour Works	...	...	.....			10,000	
Breakwater, Newcastle	...	...	.....			5,000	
Coal Staiths, Newcastle	...	...	.....			10,000	
Steam Dredge and Punts for Sydney	...	...	.....			24,000	
Votes for other Services, 1865	...	...	.....	14,900		.....	
					14,900	69,000	
<b>ROADS.</b>							
To cover one-third the cost of the Bridge over the Nepean, at Penrith, defrayed from Railway Loan—chargeable to Road Branch	...	...	.....			33,000	
To cover one-third the cost of Singleton Bridge, defrayed from Railway Loan—chargeable to Road Branch	...	...	.....			15,500	
Bridge over the Lachlan at Cowra (Resolution of the Assembly)...	...	...	.....			8,000	
						56,500	
<b>FORTIFICATIONS.</b>							
Estimated Cost of heavy Guns ordered from England	...	...	.....	.....	.....	15,000	
<b>PUBLIC WORKS AND BUILDINGS.</b>							
Australian Museum	...	...	.....	1,000		.....	
Penitentiary	...	...	.....	25,000		.....	
Lunatic Asylum	...	...	.....	25,000		.....	
					51,000	.....	
<b>TOTAL</b>	...	...	£	.....	140,400	779,500	



VIII.

The Postmaster General.

SUMMARY.

	Voted for 1865.	Required for 1866.
Post Office ... ..	116,168	108,846
Money Order Department ... ..	2,830	2,605
TOTAL ... .. £	118,998	111,451

*The Treasury, New South Wales,  
Sydney, 28th February, 1866.*

GEOFFREY EAGAR,  
Treasurer.

No. of Persons.		No. VIII.—THE POSTMASTER GENERAL.			
		SALARIES AND CONTINGENCIES.			
1865	1866	Amount Voted for 1865.		Amount Required for 1866.	
		£		£	
<b>Post Office.</b>					
1	1	Postmaster General	950	950	
1	1	Secretary	530	530	
1	1	Accountant	530	530	
1	1	Chief Clerk, Letter Branch	375	350	
1	...	Clerk	375	.....	
1	1	Cashier	300	300	
2	2	Clerks, at £300	600	600	
2	1	Clerks, at £275	550	275	
...	1	Clerk, at £250	.....	250	
4	...	Clerks, at £215	860	.....	
...	4	Do., at £225	.....	900	
5	6	Do., at £200	1,000	1,200	
6	5	Do., at £175	1,050	875	
3	3	Do., at £150	450	450	
4	3	Do., at £132	528	396	
...	2	Do., at £100	.....	200	
1	1	Landing and Shipping Officer	200	200	
3	3	Stampers, and Openers and Tyers of Bags, at £132	396	396	
6	6	Newspaper Sorters, at £132	792	792	
18	18	Sydney Letter Carriers, at £132	2,376	2,376	
7	7	Suburban Letter Carriers, at £120	840	840	
1	1	Principal Messenger	120	120	
4	4	Messengers, at £108	432	432	
3	3	Mail Boys, at £78	234	234	
1	1	Office-keeper	61	61	
1	1	Night Watchman	84	84	
2	2	Mail Guards, at £150	300	300	
12	12	Country Letter Carriers, at £120	1,440	1,440	
1	1	Newspaper Stamp Obliterator	104	104	
			15,477		15,185
		Country Postmasters	.....	14,000	13,500
		Overtime for sorting English Mails	500	400	
		Uniforms for Letter Carriers and Guards	210	.....	
		Allowance of Rent to Official Postmasters	558	558	
		Forage and Farriery for four Horses	200	200	
		Allowance for Forage to the Letter Carriers at Parramatta, East and West Maitland, Bathurst, Newcastle, Goulburn, Morpeth, Mudgee, and Singleton...	333	333	
		Letter Pillar Boxes	120	.....	
		Newspaper Pillar Boxes	50	.....	
		Incidental Expenses	500	500	
		Travelling Expenses for purposes of Inspection	250	200	
			2,721		2,191
<b>CONVEYANCE OF MAILS.</b>					
		Inland Mails	60,000	54,000	
		Gratuities for Ships' Mails, Foreign and Coastwise	3,000	2,800	
		Landing and Shipping Mails, including Portage	450	400	
		Incidental Expenses in connection with Railways	250	450	
		Receiving and delivering Mails, Intercolonial and Coastwise, after Post Office hours	120	120	
		Expense of Supplementary English Mails, and the transhipment of Mails at Melbourne	150	200	
		Expense of Steam Postal Communication with Great Britain, <i>via</i> Suez	20,000	20,000	
			83,970		77,970
92	92	TOTAL	.....	116,168	108,846

ESTIMATES OF EXPENDITURE—1866.

No. VIII.—THE POSTMASTER GENERAL.													
No. of Persons.										SALARIES AND CONTINGENCIES.			
1865	1866							Amount Voted for 1865.		Amount Required for 1866.			
								£		£			
<b>Money Order Department.</b>													
1	1	Superintendent	...	...	...	...	...	500		500			
1	1	Chief Clerk	...	...	...	...	...	300		300			
2	1	Clerks, at £200	...	...	...	...	...	400		200			
...	2	Do., at £150	...	...	...	...	...	.....		300			
1	1	Clerk, at £100	...	...	...	...	...	100		100			
1	1	Messenger	...	...	...	...	...	100		100			
									1,400		1,500		
		Extra Clerical Assistance	...	...	...	...	...	50		50			
		Rent	...	...	...	...	...	180		180			
		Travelling Expenses	...	...	...	...	...	150		100			
		Incidental Expenses	...	...	...	...	...	50		25			
		Intercolonial Offices,—Commission	...	...	...	...	...	200		100			
		Commission to Country Postmasters	...	...	...	...	...	500		300			
		To pay the Imperial Government 4d. per Order for Money Orders drawn upon the United Kingdom, and 10s. per cent. on (say) £30,000	...	...	...	...	...	300		350			
									1,430		1,105		
6	7	TOTAL	...	...	...	...	...	.....	2,830	.....	2,605		



1111

SUPPLEMENTARY ESTIMATES

OF THE

EXPENDITURE

OF THE

GOVERNMENT

OF

NEW SOUTH WALES,

FOR

1865,

AND PREVIOUS YEARS.

---

ORDERED BY THE LEGISLATIVE ASSEMBLY TO BE PRINTED,  
28 FEBRUARY, 1866.

---



SYDNEY: THOMAS RICHARDS, GOVERNMENT PRINTER.

1866.

[Price, Nine-pence.]



SUPPLEMENTARY ESTIMATES FOR 1865 AND PREVIOUS YEARS.

	TO BE VOTED.		PAID TO 31 DECEMBER, 1865.	UNPAID ON 31 DECEMBER, 1865.
	AMOUNT.	TOTAL.		
<b>Services of 1863 and Previous Years.</b>				
<b>No. III.—CHIEF SECRETARY.</b>				
<b>POLICE.</b>				
Contingencies, 1862, further sum	42 6 9			
Travelling Allowance, 1862, further sum	3 15 0			
To meet outstanding claims for Supplies during the years 1860, 1861, and 1862	37 7 2	83 8 11	42 6 9	41 2 2
<b>GAOL, SYDNEY.</b>				
Salary of Mr. John Davis, late Schoolmaster, during the period of his suspension in 1863.		19 13 1		19 13 1
<b>PENAL ESTABLISHMENT, COCKATOO ISLAND.</b>				
Contingencies, 1863, further sum		9 6 2	9 6 2	
<b>MISCELLANEOUS.</b>				
Election Expenses, 1863, further sum		30 0 0	30 0 0	
<b>No. IV.—ADMINISTRATION OF JUSTICE.</b>				
<b>QUARTER SESSIONS.</b>				
Allowances to Witnesses and Jurors, 1863, further sum		2 17 2	2 17 2	
<b>CORONERS.</b>				
Contingencies, further sum		8 19 0		8 19 0
<b>No. V.—SECRETARY FOR FINANCE AND TRADE.</b>				
<b>TREASURY.</b>				
Contingencies, 1863, further sum		1 6 6		1 6 6
<b>MISCELLANEOUS.</b>				
Postage of the various Public Departments, further sum for 1861	0 11 4			
Do. do. do. for 1862	2 17 4			
Do. do. do. for 1863	16 18 10	20 7 6	18 11 11	1 15 7
<b>No. VI.—SECRETARY FOR LANDS.</b>				
<b>SURVEY OF LANDS.</b>				
Fees to Licensed Surveyors, 1862, further sum	300 0 0			
Do. do. 1863, do.	2,300 0 0	2,600 0 0		2,600 0 0
<b>COMMISSION TO LAND AGENTS, Appraisers, and others; and for Advertising for the Public Service generally, further sum for 1862</b>				
Do. do. do. for 1863	4 18 0 96 4 3	101 2 3	94 15 9	6 6 6
<b>GOLD FIELDS.</b>				
Contingencies, 1861, further sum	100 14 4			
Do. 1862, do.	89 5 2			
Salaries, 1862, further sum	1 7 6			
Do. 1863, do.	338 0 2	529 7 2	529 7 2	
Carried forward	£	3,406 7 9	727 4 11	2,679 2 10

4 SUPPLEMENTARY ESTIMATES FOR 1865 AND PREVIOUS YEARS.

	TO BE VOTED.		PAID TO 31 DECEMBER, 1865.	UNPAID ON 31 DECEMBER, 1865.
	AMOUNT.	TOTAL.		
Brought forward ... £	.....	3,406 7 9	727 4 11	2,679 2 10
<b>No. VII.—SECRETARY FOR PUBLIC WORKS.</b>				
<b>ELECTRIC TELEGRAPHS.</b>				
Working Expenses, 1862, further sum ...	20 1 8			
Contingencies, 1862, ditto ...	3 8 3			
Ditto, 1863, ditto ...	2 6 4			
		25 16 3	25 16 3	.....
<b>WORKS AND BUILDINGS.</b>				
Commissioner's Quarters, Burrangong, further sum for 1862 ...	45 15 6			
Employment of Prisoners, Bathurst Gaol, further sum for 1863 ...	1 17 0			
		47 12 6	47 12 6	.....
<b>UNCLASSIFIED EXPENDITURE.</b>				
To cover PAYMENTS made on account of SERVICES of 1863 AND PREVIOUS YEARS after the Balances of Appropriations available for such were written off in the books of the Treasury, under the authority of the Executive Council's Minute of 2nd August, 1864, further sum, as per Schedule annexed, marked A. ....				
		14,856 11 8	14,856 11 8	.....
TOTAL for 1863 and Previous Years' Services...	.....	18,336 8 2	15,657 5 4	2,679 2 10
<b>Services of 1864.</b>				
<b>No. III.—CHIEF SECRETARY.</b>				
<b>BATHURST GAOL.</b>				
Contingencies, further sum ...	.....	13 12 8	13 12 8	.....
<b>WOLLONGONG GAOL.</b>				
Contingencies, further sum ...	.....	1 2 8	1 2 8	.....
<b>PENAL ESTABLISHMENT, COCKATOO ISLAND.</b>				
Contingencies, further sum ...	.....	5 12 11	.....	5 12 11
<b>LUNATIC ASYLUM, PARRAMATTA.</b>				
Contingencies, further sum ...	.....	11 1 6	11 1 6	.....
<b>ROMAN CATHOLIC ORPHAN SCHOOL.</b>				
Contingencies, further sum ...	.....	67 18 2	19 7 5	48 10 9
<b>ASYLUMS FOR THE INFIRM AND DESTITUTE.</b>				
Further sum ...	.....	50 14 5	50 14 5	.....
<b>CHARITABLE ALLOWANCES.</b>				
In aid of the Hospital, Queanbeyan, on condition of an equal amount being raised by private contributions... ..				
		58 7 11	.....	58 7 11
<b>MISCELLANEOUS.</b>				
For defraying the expenses of the Returning Officers of the several Electoral Districts, further sum ... ..				
		241 15 7	239 15 7	2 0 0
Carried forward .... £	.....	450 5 10	335 14 3	114 11 7



SUPPLEMENTARY ESTIMATES FOR 1865 AND PREVIOUS YEARS.

	TO BE VOTED.		PAID TO 31 DECEMBER, 1865.	UNPAID ON 31 DECEMBER, 1865.
	AMOUNT.	TOTAL.		
Brought forward ... £	.....	450 5 10	335 14 3	114 11 7
<b>No. V.—SECRETARY FOR FINANCE AND TRADE.</b>				
<b>TREASURY.</b>				
Contingencies, further sum ... ..	.....	3 19 6	.....	3 19 6
<b>STORES AND STATIONERY.</b>				
Stores, further sum ... ..	9 6 4			
Conveyance of Stores, further sum ... ..	46 1 7			
<b>MISCELLANEOUS.</b>				
Postage for the various Public Departments, further sum ... ..	.....	55 7 11	50 5 2	5 2 9
Interest on overdrawn Account with the Oriental Bank Corporation, London, to 31st December, 1864, further sum ... ..	3,049 13 8		7 9 0	892 11 0
Interest to 31st December, 1864, on advance on Treasury Bills by the Bank of New South Wales ... ..	1,111 9 4			
		4,161 3 0	3,049 13 8	1,111 9 4
<b>No. VI.—SECRETARY FOR LANDS.</b>				
<b>SURVEY OF LANDS.</b>				
Fees to Licensed Surveyors, further sum ... ..	.....	6,000 0 0	1,253 11 7	4,746 8 5
Commission to Land Agents, Appraisers, and others; and for Advertising for the Public Service generally ... ..	.....	500 0 0	381 19 11	118 0 1
<b>MISCELLANEOUS.</b>				
Compensation to Mr. J. Price, for sheep destroyed under the Scab in Sheep Act ... ..	.....	22 16 0	22 16 0	.....
<b>No. VII.—SECRETARY FOR PUBLIC WORKS.</b>				
<b>RAILWAYS.</b>				
Existing Lines—Working Expenses, further sum ... ..	.....	491 16 2	.....	491 16 2
<b>UNCLASSIFIED EXPENDITURE.</b>				
To cover PAYMENTS made on account of SERVICES of 1864, after the Balances of Appropriations available for such were written off in the books of the Treasury, under the authority of the Executive Council's Minute of 31st October, 1865, as per Schedule annexed marked B. ... ..	.....	163 1 2	163 1 2	.....
TOTAL for 1864 Services ... .. £	.....	12,748 9 7	5,264 10 9	7,483 18 10
<b>Services of 1865.</b>				
<b>No. I.—SCHEDULES.</b>				
<b>SUPPLEMENT TO SCHEDULE B.—PENSIONS.</b>				
Mrs. Eliza Milford, Widow of the late Mr. Justice Milford, at the rate of £200 per annum, from 27th May to 31st December ... ..	119 7 1			
Mrs. Maria Bate Wise, Widow of the late Mr. Justice Wise, at the rate of £200 per annum, from 28th September to 31st December ... ..	51 2 2			
		170 9 3	.....	170 9 3
<b>No. III.—CHIEF SECRETARY.</b>				
<b>POLICE.</b>				
To cover the estimated expenditure in excess of the Votes for the Police, during the period the reductions from the establishment of 1864 to that provided for 1865 were in progress, including expenditure for volunteer parties in pursuit of bushrangers ... ..	.....	8,000 0 0	4,590 0 6	3,409 19 6
Carried forward ... .. £	.....	8,170 9 3	4,590 0 6	3,580 8 9

	TO BE VOTED.		PAID TO 31 DECEMBER, 1865.	UNPAID ON 31 DECEMBER, 1865.
	AMOUNT.	TOTAL.		
Brought forward ... £	.....	8,170 9 3	4,590 0 6	3,580 8 9
<b>No. III.—CHIEF SECRETARY—continued.</b>				
<b>GAOLS.</b>				
<i>Sydney.</i>				
Salaries, further sum ... ..	48 1 6			
Contingencies, ditto ... ..	460 12 11			
		508 14 5	193 17 6	314 16 11
<i>Parramatta.</i>				
Salaries, further sum ... ..	.....	2 13 0	0 2 7	2 10 5
<i>Maitland.</i>				
Salaries, further sum ... ..	50 14 10			
Contingencies, ditto ... ..	242 19 10			
		293 14 8	.....	293 14 8
<i>Goulburn.</i>				
Salaries, further sum ... ..	41 8 9			
Allowance to Chief Warder, for House Rent, in lieu of Quarters ... ..	26 0 0			
		67 8 9	40 2 2	27 6 7
<i>Albury.</i>				
Contingencies, further sum ... ..	.....	138 5 2	73 3 2	65 2 0
<i>Braidwood.</i>				
Female Nurse ... ..	.....	1 5 0	1 5 0	.....
<i>Wollongong.</i>				
Contingencies, further sum ... ..	.....	178 3 8	120 14 2	57 9 6
<i>Wagga Wagga.</i>				
Contingencies, further sum ... ..	.....	174 10 10	141 10 11	32 19 11
<i>Yass.</i>				
Contingencies, further sum ... ..	.....	116 7 11	62 7 9	54 0 2
<i>Deniliquin.</i>				
Contingencies, further sum ... ..	.....	198 12 11	99 18 3	98 14 8
<i>Port Macquarie.</i>				
Gaoler, at £150, from 6th September ... ..	47 15 8			
Matron, at £20 do. ... ..	6 8 0			
Visiting Surgeon, at £150, from 21st September ... ..	41 13 4			
Chief Warder, at 6s. 9d. per diem ... ..	37 9 3			
Warders, at 6s. 6d. per diem each ... ..	391 19 0			
Provisions, Medical Comforts, Medicines, Fuel, Light and Water, and Incidental Expenses, for 4 months ... ..	405 0 0			
		930 5 3	398 8 3	531 17 0
<b>GAOLS GENERALLY.</b>				
Extra Warders, further sum ... ..	.....	800 0 0	758 7 6	41 12 6
<b>PENAL ESTABLISHMENT, COCKATOO ISLAND.</b>				
Six additional Warders, at 6s. per diem, from 1st July ... ..	.....	331 4 0	327 10 0	3 14 0
<b>LUNATIC ASYLUM, TARBAN.</b>				
Draught Horses (2) ... ..	.....	65 0	65 0 0	.....
<b>ROMAN CATHOLIC ORPHAN SCHOOL.</b>				
Laundress ... ..	25 0 0			
Baker, from £44 to £60 per annum ... ..	16 0 0			
Contingencies, further sum ... ..	173 10 2			
		214 10 2	25 0 0	189 10 2
<b>ASYLUMS FOR THE INFIRM AND DESTITUTE.</b>				
Further sum to meet Claims of Contractors and others ... ..	.....	820 0 0	.....	820 0 0
<b>GRANTS IN AID OF PUBLIC INSTITUTIONS.</b>				
In aid of the Sydney Mechanics' School of Arts ... ..	200 0 0			
In aid of the Yass Mechanics' Institute, until a building be erected, on condition of an equal amount being raised by private contributions ... ..	100 0 0			
		300 0 0	.....	300 0 0
Carried forward : ... £	.....	13,311 5 0	6,897 7 9	6,413 17 3

SUPPLEMENTARY ESTIMATES FOR 1865 AND PREVIOUS YEARS.

	TO BE VOTED.		PAID TO 31 DECEMBER, 1865.	UNPAID ON 31 DECEMBER, 1865.
	AMOUNT.	TOTAL.		
Brought forward ... £	.....	13,311 5 0	6,897 7 9	6,413 17 3
<b>No. III.—CHIEF SECRETARY—continued.</b>				
<b>CHARITABLE ALLOWANCES.</b>				
In aid of the Destitute Children's Asylum, Randwick, further sum ...	2,000 0 0			
In aid of Hospital, Wagga Wagga, further sum, on condition of an equal amount being raised by private contributions ...	100 0 0			
In aid of the Hospital, Grafton, further sum, on same condition ...	50 0 0			
In aid of the Hospital, Wellington, further sum, on same condition ...	50 0 0			
In aid of the Hospital, Queanbeyan, on same condition ...	100 0 0			
In aid of the Albert Memorial Hospital, Wollongong, on same condition ...	200 0 0			
		2,500 0 0	.....	2,500 0 0
<b>MISCELLANEOUS.</b>				
To reimburse the Police Magistrate, Albury, for costs of certain actions brought against him in his magisterial capacity ...	155 0 0		.....	155 0 0
Rewards for the apprehension of Offenders, further sum ...	2,035 0 0		1,280 0 0	755 0 0
Fees for examining lunatics, further sum ...	50 0 0		41 17 6	8 2 6
Compensation to Miss Isabella Mary Kelly, for losses of health and property sustained in consequence of her unjust conviction and imprisonment for perjury, on the 6th and 7th of October, 1859 (Resolution of Assembly)	1,000 0 0		250 0 0	750 0 0
Contribution towards the Leichhardt Search Fund, being an amount equal to that raised by the New South Wales Committee ...	230 11 9		.....	230 11 9
Gratuity to Mrs. Sheehan, on her retirement from the office of Warder, Maitland Gaol ...	27 10 0		.....	27 10 0
		3,498 1 9	.....	.....
<b>No. IV.—ADMINISTRATION OF JUSTICE.</b>				
<b>SUPREME COURT.</b>				
Keeper of Wills, at £50 per annum, from 1st September ...	16 13 4		.....	16 13 4
Clerk to the Fourth Judge, at £245 per annum, from 1st July ...	122 10 0		122 10 0	.....
Tipstaff to ditto, at £120, from 26th June ...	61 13 4		61 13 4	.....
Supernumerary Clerk, during the absence, on sick leave, of the 2nd Clerk in the Equity Office, from 10th May to 31st December, at £150 per annum ...	96 7 5		96 7 5	.....
Assistant Court-Keeper, Darlinghurst—difference between £50 provided for 1864 and rate submitted (£28) in General Estimates, 1865	22 0 0		5 10 0	16 10 0
		319 4 1		
<b>SHERIFF.</b>				
Extra Clerk, from 1st March, at £100 per annum	83 6 8			
Bailiff, Sofala, at £175 per annum, from 1st January to 11th May ...	63 10 9			
Bailiff, Forbes, at £200 per annum, for same period ...	72 11 8			
		219 9 1	219 9 1	
Carried forward ... £	.....	19,847 19 11	8,974 15 1	10,873 4 10

8 SUPPLEMENTARY ESTIMATES FOR 1865 AND PREVIOUS YEARS.

	TO BE VOTED.		PAID TO 31 DECEMBER, 1865.	UNPAID ON 31 DECEMBER, 1865.
	AMOUNT.	TOTAL.		
Brought forward ... £	.....	19,847 19 11	8,974 15 1	10,873 4 10
<b>No. IV.—ADMINISTRATION OF JUSTICE—</b>				
<i>continued.</i>				
<b>DISTRICT COURTS.</b>				
Bailiff, Muswellbrook, at £50 per annum, from 1st January to 31st May ...	20 16 8			
Bailiff, Armidale, at £40, from 1st January to 17th May ...	15 3 2			
Bailiff, Tamworth, at £35, from 1st January to 22nd May ...	13 14 8			
Contingencies, further sum ...	345 19 3			
		395 13 9	275 7 5	120 6 4
<b>QUARTER SESSIONS.</b>				
Allowance to Witnesses and Jurors, further sum ...	1,833 6 5			
Travelling Expenses, further sum ...	387 0 0			
		2,220 6 5	2,215 12 3	4 14 2
<b>MISCELLANEOUS.</b>				
Compensation for loss of office, to W. W. Billyard, Esq., late Crown Solicitor, on a re-arrangement of the Law Officers' Department in 1859 ...	.....	938 19 5	.....	938 19 5
Law Expenses—The Queen <i>ats.</i> Birmingham... Do. The Queen <i>ats.</i> Rawson ...	292 14 4 300 9 6			
		593 3 10	593 3 10	.....
<b>No. V.—SECRETARY FOR FINANCE AND TRADE.</b>				
<b>TREASURY.</b>				
Chief Clerk, Revenue Branch, from £400 to £500, from 1st August to 31st December, in lieu of £100, formerly paid from the Church and School Estates Fund ...	*41 13 4			
Chief Messenger, from £132 to £150 ...	18 0 0			
		59 13 4	41 13 4	18 0 0
<b>STAMP DUTIES.</b>				
Commissioner, at £500 per annum, from 23rd June ...	261 2 0			
Chief Clerk, at £400, from 1st May ...	266 13 4			
Accountant, at £250, from 19th June...	133 6 8			
Entry Clerk, at £200, from do. ...	106 13 4			
Foreman of Stampers, at £200, from 1st July..	100 0 0			
Stamper, at £150, from 12th July ...	70 11 3			
Messenger, at £100, from 19th June ...	53 6 8			
Officekeeper, at £25, from 1st July ...	12 10 0			
	1,004 3 3			
Lithographic Materials, Presses, Steel Dies, Printing Materials, Printing, Gumming, and Incidental Expenses ...	2,550 0 0			
		3,554 3 3	2,596 11 10	957 11 5
<b>CUSTOMS.</b>				
Acting Customs Officer, Port Stephens, at £52 per annum, from 1st July ...	.....	26 0 0	.....	26 0 0
<b>STORES AND STATIONERY.</b>				
Rifles, Revolvers, &c., to be procured from England ...	.....	305 0 0	.....	305 0 0
<b>PRINTING, BOOKBINDING, AND POSTAGE STAMPS, &amp;c.</b>				
Assistant Reader (Omitted to be included in General Estimates) ...	80 0 0			
Compositor { Inadvertently placed upon the General Estimates at reduced rates ...	20 0 0			
Printers' Joiner { .....	10 0 0			
Extra Hands and Overtime, further sum ...	346 16 0			
		456 16 0	444 3 4	12 12 8
Carried forward ... £	.....	28,397 15 11	15,141 7 1	13,256 8 10

\* To be paid to the Consolidated Revenue Fund from the Clergy and School Lands Revenue.

SUPPLEMENTARY ESTIMATES FOR 1865 AND PREVIOUS YEARS.

	TO BE VOTED.		PAID TO 31 DECEMBER, 1865.	UNPAID ON 31 DECEMBER, 1865.
	AMOUNT.	TOTAL.		
Brought forward ... £	.....	28,397 15 11	15,141 7 1	13,256 8 10
<b>No. V.—SECRETARY FOR FINANCE AND TRADE—continued.</b>				
<b>GUNPOWDER MAGAZINE, SPECTACLE ISLAND.</b>				
Cost of maintenance, from 1st October to 31st December ... ..	127 15 7			
Cost of removing Gunpowder from Goat Island ... ..	47 9 6			
		175 5 1	143 11 0	31 14 1
<b>SHIPPING MASTERS.</b>				
Incidental Expenses ... ..	.....	5 0 0	1 0 0	4 0 0
<b>HARBOURS, LIGHT HOUSES, AND PILOT DEPARTMENT.</b>				
Fees to Non-Official Members of the Steam Navigation Board, further sum ... ..	39 0 0			
Fees to Pilots under the Competitive Pilotage System, further sum ... ..	200 0 0			
		239 0 0	.....	239 0 0
<b>MISCELLANEOUS.</b>				
To indemnify the Owners of Gold and Bank Notes, for losses sustained by the robbery of the Gold Escort in June, 1862 ... ..	13,490 1 3			
Less—Proceeds of Gold recovered and divided rateably amongst the Owners ... ..	5,335 19 11			
		8,154 1 4	.....	8,154 1 4
Interest on Public Accounts overdrawn at the Banks where such are kept, and Exchange on Remittances, further sum ... ..	14,000 0 0			
Interest from 1st January to 31st December, 1865, on advance on Treasury Bills by the Bank of New South Wales ... ..	6,495 15 10			
		20,495 15 10	5,994 8 6	14,501 7 4
Duty Stamps for the Public Service generally ..	.....	500 0 0	456 11 6	43 8 6
<b>No. VI.—SECRETARY FOR LANDS.</b>				
<b>SURVEY OF LANDS.</b>				
Preparation of Plans shewing the Alignment of Streets ... ..	200 0 0		14 2 0	185 18 0
Engrossing and Registering Deeds ... ..	150 0 0		28 17 10	121 2 2
Extra Clerical Assistance ... ..	35 14 0		.....	35 14 0
Fees to Licensed Surveyors, further sum ...	5,000 0 0		.....	5,000 0 0
		5,385 14 0	.....	.....
Commission to Land Agents, Appraisers, and others; and for advertising for the Public Service generally, further sum ... ..	.....	1,500 0 0	.....	1,500 0 0
<b>OCCUPATION OF LANDS.</b>				
Clerk, at £300 per annum, from 1st July ...	150 0 0		125 0 0	25 0 0
Two Extra Clerks, for the preparation of Parliamentary Returns, at 7s. 6d. each per diem	169 12 0		147 11 0	22 1 0
Appraisalment of Runs ... ..	12,000 0 0		11,330 0 0	670 0 0
Contingent Expenses in connection with the Appraisalment of Runs ... ..	600 0 0		155 8 5	444 11 7
		12,919 12 0	.....	.....
<b>MINOR ROADS.</b>				
Rent of the Windsor Ferry for the half-year ending 30th June, 1865, refunded to the Trustees ... ..	172 10 0		172 10 0	.....
Rent of the Toll-bar on the Mudbank and Cook's River Road, from 1st July to 31st December, 1864, to be refunded to the Trustees ... ..	202 10 0		101 5 0	101 5 0
For the formation of Streets through Crown Lands, Sydney, further sum ... ..	2,000 0 0		.....	2,000 0 0
		2,375 0 0	.....	.....
Carried forward ... £	.....	80,147 4 2	33,811 12 4	46,335 11 10

	TO BE VOTED.		PAID TO 31 DECEMBER, 1865.	UNPAID ON 31 DECEMBER, 1865.
	AMOUNT.	TOTAL.		
Brought forward ... £	.....	80,147 4 2	33,811 12 4	46,335 11 10
No. VI.—SECRETARY FOR LANDS— <i>continued.</i>				
MISCELLANEOUS.				
Erection of new Pounds ... ..	175 2 6		50 0 0	125 2 6
Compensation to Messrs. Glass and Corrigan, for 240 sheep over 6 months old, at 4s. a head, and 5 lambs at 2s. a head, destroyed under the Scab Act of 1861 ... ..	48 10 0		.....	48 10 0
Law Expenses incurred by the Trustees of the road from Raymond Terrace to Hexham, in defending action brought against them by a Contractor ... ..	60 17 3		.....	60 17 3
Compensation to Mrs. Elizabeth Castle, for damages sustained owing to the improper issue of a Grant from the Crown, of land on the Hunter, and afterwards purchased by her late husband (Resolution of Assembly) ...	300 0 0		.....	300 0 0
		584 9 9		
No. VII.—SECRETARY FOR PUBLIC WORKS.				
HARBOURS AND RIVERS.				
Resident Engineer, Clarence River Works, 3 months, at £550 per annum ... ..	.....	137 10 0	137 10 0	.....
Wharf at Tathra, further sum ... ..	.....	100 0 0	.....	100 0 0
COLONIAL ARCHITECT.				
Temporary Draftsman, to 31st December, 1865	.....	300 0 0	300 0 0	.....
ROADS AND BRIDGES.				
Foot Bridge over the Page, at Murrurundi, further sum ... ..	37 10 0		.....	37 10 0
Deniliquin Bridge, further sum ... ..	180 7 3		180 7 3	.....
		217 17 3		
ELECTRIC TELEGRAPHS.				
For the purchase of Fixtures and Lease of Premises for Temporary Telegraph Office, George-street ... ..	400 0 0		400 0 0	.....
Rent of Temporary Offices, George-street, Sydney, for 6 months ... ..	325 0 0		216 13 4	108 6 8
Alterations, &c., to ditto ... ..	550 0 0		550 0 0	.....
Rent of Stables and Store, Sydney, for 6 months	55 0 0		25 10 0	29 10 0
Painting Telegraph Station, Newcastle	45 0 0		44 18 0	0 2 0
Fencing Telegraph Station, Forbes, further sum ... ..	25 0 0		.....	25 0 0
Repairs to Telegraph Station, Newcastle	3 5 3		.....	3 5 3
		1,403 5 3		
PUBLIC WORKS AND BUILDINGS.				
Furniture, Fittings, &c., for the Powder Maga- zine Buildings and Offices, Spectacle Island	390 0 0		113 15 0	276 5 0
Additions, Powder Magazine, Goat Island ...	825 0 0		485 0 0	340 0 0
Additions, Maitland Gaol ... ..	105 0 0		.....	105 0 0
		1,320 0 0		
TOTAL FOR 1865 SERVICES ... £	.....	84,210 6 5	36,315 5 11	47,895 0 6
GRAND TOTAL ... .. £	.....	115,295 4 2	57,237 2 0	58,058 2 2

The Treasury, New South Wales,  
Sydney, 28th February, 1866.

JAMES THOMSON,  
Accountant.

GEOFFREY EAGAR,  
Treasurer.

SCHEDULES TO SUPPLEMENTARY ESTIMATES FOR 1865 AND PREVIOUS YEARS.

A.

(In explanation of the item "UNCLASSIFIED EXPENDITURE," £14,856 lls. 8d., page 4.)

STATEMENT of PAYMENTS made from 1st March to 31st December, 1865, on account of Services of 1863 and Previous Years, after the Balances of Appropriations available for such were written off in the Books of the Treasury, under the authority of the Executive Council's Minute of 2nd August, 1864.

Appropriation Ledger Folio.	SERVICE.	AMOUNT.	TOTAL.
	<b>1860.</b>		
750	Police Services ... ..	£ 2 10 0	£ s. d.
495	Rewards for discovery of new Gold Fields ... ..	200 0 0	
539	Minor Bridges and Roads ... ..	11 0 5	
510	Repairs to Mint Buildings... ..	7 3 10	
	<b>1861.</b>		220 14 3
463	Additional Cells, Maitland Gaol ... ..	270 6 2	
728	Police Services ... ..	7 10 0	
	<b>1862.</b>		277 16 2
489	Gold Contingent ... ..	45 7 3	
	Subordinate Roads—		
355	Metropolitan ... ..	1 19 1	
371	Southern ... ..	124 19 0	
363	Western ... ..	14 10 6	
433	Minor Bridges and Roads not classified ... ..	0 7 9	
391	Bridge over the Macquarie River, at Dubbo ... ..	2,052 8 9	
390	Bridge at Tenterfield ... ..	250 0 0	
407	Gaols, Court Houses, and Lock-ups ... ..	833 4 0	
	<b>1863.</b>		3,322 16 4
	Police Executive—		
589	Salaries ... ..	61 5 0	
	Contingencies... ..	19 17 6	
645	Asylums for Infirm and Destitute... ..	1 1 0	
633	Lunatic Asylum, Tarban—Contingencies... ..	3 12 0	
659	Law Officers—Contingencies ... ..	5 17 0	
669	Coroners—Contingencies ... ..	7 3 0	
405	Post Office—Salaries ... ..	24 0 0	
404	Gold Receivers ... ..	10 0 0	
417	Fuel and Light ... ..	1 4 1	
421	Printing, &c.—Contingencies ... ..	7 10 6	
426	Harbors, Lighthouses, and Pilots—Contingencies ... ..	37 7 2	
433	Survey of Lands ... ..	1,065 10 11	
448	Botanic Gardens—Lodge ... ..	2 10 0	
473	Electric Telegraph—Working Expenses ... ..	39 6 6	
471	Fitz Roy Dry Dock—Contingencies ... ..	16 17 4	
	Subordinate Roads—		
220	Northern ... ..	324 15 3	
225	Western ... ..	32 11 6	
231	Southern ... ..	78 16 4	
235	Balance of Vote ... ..	285 5 4	
242	Minor Bridges and Roads not classified ... ..	145 11 2	
247	Streets through Crown Lands, Sydney ... ..	65 0 0	
262	Fencing Road from Tomago Punt to Hexham Railway Station ... ..	29 0 0	
283	Fitz Roy Bridge, near Goulburn ... ..	108 8 8	
335	Bridge over the River Apsley, at Walcha... ..	1,438 19 9	
340	Punt, &c., Ghinney Ghinney Creek ... ..	180 0 0	
341	Punt at Kempsey ... ..	20 18 4	
334	Abattoir Road ... ..	22 3 3	
281	Mudgee Road ... ..	25 14 0	
264	Survey of the River Darling ... ..	160 15 4	
269	Repairs, &c., Wharfs and Bridges... ..	167 8 7	
273	Wharf, Casino ... ..	189 17 0	
285	Repairs to Public Buildings ... ..	18 10 10	
292	Gaols and Court Houses, Country Districts ... ..	959 14 6	
303	Powder Magazine, Spectacle Island ... ..	4,231 5 3	
317	Post Offices in connection with Telegraph Stations ... ..	709 3 4	
310	Additions, Lunatic Asylum, Parramatta ... ..	2 3 11	
324	Do. Benevolent Asylum, Liverpool ... ..	36 0 7	
261	Fencing Kempsey and Fredericktown Cemetery ... ..	50 0 0	
338	Punt at Pokataroo ... ..	450 0 0	
			11,035 4 11
	<b>TOTAL</b> ... ..	£	14,856 11 8

**B.**

(In explanation of the item "UNCLASSIFIED EXPENDITURE," £163 1s. 2d., page 5.)

STATEMENT of PAYMENTS made from 1st November to 31st December, 1865, on account of Services of 1864, after the Balances of Appropriations available for such were written off in the Books of the Treasury, under the authority of the Executive Council's Minute of 31st October, 1865.

Appropriation Ledger Folio.	SERVICE.	AMOUNT.		
		£	s.	d.
348	Auditor General—Contingencies. ....	50	0	0
171	Gaol, Parramatta—Contingencies ....	4	9	1
190	Gaol, Berrima—Contingencies ....	22	10	5
605	Gold Fields—Contingencies ...	21	3	0
652	Telegraphs—Working Expenses ...	3	13	4
728	Punt and Approaches, Five Dock ...	28	10	0
726	Punt, Iron Cove Creek... ..	32	15	4
	Total ... ..	£	163	1 2



Finance, 1866.

ESTIMATES

OF THE

WAYS AND MEANS

OF THE

GOVERNMENT

OF

NEW SOUTH WALES,

FOR THE YEAR

1866.

ORDERED BY THE LEGISLATIVE ASSEMBLY TO BE PRINTED, 1 MARCH, 1866.



SYDNEY: THOMAS RICHARDS, GOVERNMENT PRINTER.

1866.

[Price, 1s. 2d.]



No. 1.

---

---

ACCOUNT CURRENT

OF THE

CONSOLIDATED REVENUE FUND

OF

NEW SOUTH WALES,

FOR

1865.

---

---

ACCOUNT CURRENT OF THE CONSOLIDATED REVENUE

Dr.

No.	PARTICULARS.	AMOUNT.	TOTAL.
		£ s. d.	£ s. d.
1	To AMOUNT appropriated for GENERAL SERVICES, as per APPROPRIATION ACT, 29 VICT., No. 10 ... ..	1,373,386 8 5	
2	„ AMOUNT OF SPECIAL APPROPRIATIONS, as per Estimates-in-Chief for 1865, page 1 ... ..	391,458 0 0	
3	„ AMOUNT provided by CONSTITUTIONAL AND COLONIAL ACTS, as per Estimates-in-Chief, pages 1 and 5 ... ..	59,400 0 0	
4	„ AMOUNT APPROPRIATED for an Additional Judge, under 28 Vict., No. 7 ... ..	1,027 15 6	1,825,272 3 11
5	„ AMOUNT OF SUPPLEMENTARY ESTIMATES for 1865, page 10 .....		84,210 6 5
6	„ SPECIAL APPROPRIATIONS— Drawbacks, and Refund of Duties, further sum ... .. Charges on Collections, further sum ... .. Preliminary Expenses of Municipal Institutions ... ..	1,903 12 8 1,967 13 6 18 11 3	3,889 17 5
7	„ PAYMENTS UNDER THE SCAB IN SHEEP ACT OF 1863— Fines and Collections refunded ... .. Charges on Collections ... ..	3,966 18 0 84 8 6	4,051 6 6
	TOTAL ... ..	£	1,917,423 14 3





**B.**

STATEMENT of APPROPRIATIONS for the Service of 1865, estimated as not likely to be required for Expenditure

PARTICULARS.	AMOUNT.			TOTAL.		
	£	s.	d.	£	s.	d.
<b>No. I.—SCHEDULES.</b>						
Schedule A	903	6	8			
Schedule A—Supplement	69	8	10			
Schedule B—						
Political Officers	440	7	2			
Schedule C—						
Church of England—						
Diocese of Sydney	280	0	6			
Diocese of Newcastle	289	18	1			
Presbyterian Church	0	15	11			
Wesleyan Methodist Church	0	0	2			
Roman Catholic Church	1,440	7	2			
				3,424	4	6
<b>No. II.—EXECUTIVE AND LEGISLATIVE.</b>						
His Excellency the Governor—						
Salaries	10	19	11			
Contingencies	243	14	11			
Executive Council—Contingencies	6	15	6			
Legislative Council—Contingencies	218	16	6			
Legislative Assembly—						
Salaries	170	5	6			
Contingencies	706	16	9			
Legislative Council and Assembly—						
Salaries	39	16	10			
Contingencies	79	12	0			
Parliamentary Library—Contingencies	15	11	4			
				1,492	9	3
<b>No. III.—CHIEF SECRETARY.</b>						
Chief Secretary—						
Salaries	19	4	10			
Contingencies	68	9	5			
Military Allowance—						
Infantry	4,229	5	0			
Artillery	1,929	8	8			
Volunteers	1,626	19	7			
Naval Brigade	891	15	7			
Police—						
Executive—Inspector General—Salaries	11	16	7			
Judicial—						
Police Clerks and Clerks of Petty Sessions—Salaries	762	19	1			
Contingencies	900	0	0			
Gold and Escort	450	12	7			
Inspector of Prisons	754	11	8			
Gaol, Parramatta—Contingencies	499	12	9			
Gaol, Bathurst—						
Salaries	5	8	3			
Contingencies	2	14	4			
Gaol, Goulburn—Contingencies	165	10	7			
Gaol, Berrima—						
Salaries	43	19	3			
Contingencies	929	1	9			
Carried forward...	£	13,291	9 11			
Carried forward...	£	.....		4,916	13	9

STATEMENT—*continued.*

PARTICULARS.	AMOUNT.	TOTAL.
	£ s. d.	£ s. d.
Brought forward...		4,916 13 9
No. III.—CHIEF SECRETARY— <i>continued.</i>		
Brought forward...	13,291 9 11	
Gaol, Albury—Salaries	0 10 2	
Gaol, Braidwood—		
Salaries	6 13 6	
Contingencies	96 3 0	
Gaol, Mudgee—		
Salaries	2 15 6	
Contingencies	275 15 11	
Gaol, Grafton—		
Salaries	0 15 0	
Contingencies	40 0 7	
Gaol, Wollongong—Salaries	1 8 0	
Gaol, Armidale—		
Salaries	3 1 0	
Contingencies	45 13 4	
Gaol, Wagga Wagga—Salaries	0 2 6	
Gaol, Eden—		
Salaries	59 6 10	
Contingencies	66 16 8	
Gaol, Yass—Salaries	56 13 6	
Gaol, Windsor—		
Salaries	127 6 11	
Contingencies	211 11 11	
Gaol, Deniliquin—Salaries	50 16 6	
Gaol, Gundagai—Salaries	0 7 6	
Gaol, Tamworth—Salaries	4 19 6	
Gaol, Orange—Salaries	0 8 6	
Gaol, Tenterfield—Salaries	1 7 0	
Gaol, Wellington—Salaries	0 7 6	
Gaols, Country Districts—		
Salaries	65 11 8	
Contingencies	50 7 9	
Gaols generally	3,262 18 8	
Penal Establishment, Cockatoo Island—Contingencies	649 5 6	
Visiting Justice at Sydney Gaol, and Penal Establishment, Cockatoo Island	2 3 0	
Lunatic Asylum, Tarban—		
Salaries	242 16 8	
Contingencies	668 15 8	
Lunatic Asylum, Parramatta—		
Salaries	217 15 7	
Contingencies	218 0 9	
Medical Board, Salary of Clerk	3 4 1	
Vaccine Institution—		
Salaries	500 0 0	
Contingencies	15 10 6	
Auditor General—Salaries	318 0 11	
Registrar General—		
Salaries	266 9 2	
Contingencies	200 0 0	
Protestant Orphan School—		
Salaries	6 17 5	
Contingencies	134 12 10	
Roman Catholic Orphan School—Salaries	0 6 0	
For the support of Infants removed from the Benevolent Asylum, Sydney, to the Asylum for Destitute Children, at Randwick	25 18 8	
Carried forward...	£ 21,193 5 7	
Carried forward...	£ .....	4,916 13 9



STATEMENT—continued.

PARTICULARS.	AMOUNT.	TOTAL.
Brought forward...	£ s. d.	£ s. d.
No. III.—CHIEF SECRETARY—continued.		4,916 13 9
Brought forward...	21,193 5 7	
In aid of Hospitals—		
Newcastle ... ..	55 1 0	
Port Macquarie ... ..	168 3 0	
Yass ... ..	36 17 0	
Sofala ... ..	112 4 6	
Port Stephens ... ..	150 0 0	
Kiandra ... ..	183 4 6	
Bathurst ... ..	37 11 4	
Adelong ... ..	7 8 6	
In aid of the Penrith Hospital and Benevolent Society ...	90 17 8	
Miscellaneous Services—		
Expenses attending the preparation of the Electoral Lists ...	300 0 0	
For defraying Expenses of the Returning Officers of the several Electoral Districts ...	395 15 4	
Newspapers and Almanacs ... ..	10 13 6	
Burials of Destitute Persons ... ..	200 0 0	
Maintenance of Deserted Children, Paupers, &c. ... ..	200 0 0	
		23,141 1 11
No. IV.—ADMINISTRATION OF JUSTICE.		
Law Officers of the Crown—		
Salaries ... ..	63 17 10	
Contingencies ... ..	3 12 10	
Supreme and Circuit Courts—		
Salaries ... ..	312 8 9	
Contingencies ... ..	1,649 8 4	
Sheriff's Department—		
Contingencies ... ..	1,061 13 8	
Insolvent Court—Salaries ... ..	22 4 5	
District Courts—		
Salaries—		
Metropolitan and Coast ... ..	3 6 8	
Southern ... ..	23 6 8	
South-western ... ..	271 13 4	
Northern ... ..	478 15 0	
Court of Claims ... ..	100 0 0	
		3,990 7 6
No. V.—TREASURER AND SECRETARY FOR FINANCE AND TRADE.		
Treasury—		
Salaries ... ..	241 18 11	
Contingencies ... ..	51 5 7	
Customs—		
Salaries ... ..	131 3 3	
Contingencies ... ..	697 12 1	
Colonial Distilleries and Refineries—		
Salaries ... ..	501 2 3	
Contingencies ... ..	154 15 6	
Gold Receivers ... ..	46 11 2	
Post Office—		
Salaries ... ..	372 3 1	
Country Postmasters ... ..	300 0 0	
Contingencies ... ..	500 0 0	
Conveyance of Mails ... ..	3,000 0 0	
Steam Postal Communication with Great Britain <i>via</i> Suez ...	1,863 4 9	
Carried forward...	£ 7,859 16 7	
Carried forward...	£ .....	32,048 3 2

STATEMENT—*continued.*

PARTICULARS.	AMOUNT.			TOTAL.		
	£	s.	d.	£	s.	d.
Brought forward...				32,048	3	2
<b>No. V.—TREASURER AND SECRETARY FOR FINANCE AND TRADE—<i>continued.</i></b>						
Brought forward...	7,859	16	7			
Money Order Department—						
Salaries ... ..	8	15	0			
Contingencies ... ..	600	0	0			
Colonial Stores—						
Salaries ... ..	0	10	0			
Contingencies ... ..	17	2	6			
Packing, and other Expenses ... ..	106	13	5			
Government Printer—						
Postage Stamps—						
Salaries ... ..	72	0	0			
Contingencies ... ..	47	10	0			
Gunpowder Magazine—						
Salaries ... ..	108	0	11			
Contingencies ... ..	106	10	10			
Quarantine—						
Salaries ... ..	18	0	0			
Contingencies ... ..	494	6	5			
Shipping Master—Salaries	26	0	0			
Glebe Island Abattoirs—Contingencies	127	7	7			
Harbours, Light-houses, and Pilot Department—						
Steam Navigation and Pilot Boards—Salaries	11	8	8			
Boatmen—Salaries ... ..	195	2	2			
Contingencies generally... ..	547	0	0			
Miscellaneous Services—						
For the transmission of Telegraphic Messages	1,500	0	0			
Provisions to be left on Booby Island, for the relief of shipwrecked persons ... ..	9	14	10			
To meet Unforeseen Expenses ... ..	850	0	0			
To meet the Expense of carrying on the Coast Surveys	81	0	1			
				12,786	19	0
<b>No. VI.—SECRETARY FOR LANDS.</b>						
Department of Lands—						
Salaries ... ..	276	9	8			
Contingencies ... ..	91	16	0			
Occupation of Lands—Salaries	128	0	2			
Immigration Department—						
Salaries ... ..	20	3	10			
Contingencies ... ..	454	1	5			
Gold Fields—						
Salaries ... ..	51	5	0			
Contingencies ... ..	1,000	0	0			
Management of Alpacas	50	0	0			
Prevention of Scab in Sheep—Salaries	690	12	1			
Coal Fields—						
Salaries ... ..	133	6	8			
Contingencies ... ..	130	12	9			
Botanic Gardens—Contingencies	117	12	11			
Government Domains—Contingencies	157	7	11			
Aborigines ... ..	250	0	0			
Sinking Wells on route from the Darling to the Lachlan, and to the Warrego	2,500	0	0			
				6,051	8	5
Carried forward...	£			50,886	10	7

STATEMENT—continued.

PARTICULARS.	AMOUNT.	TOTAL.
	£ s. d.	£ s. d.
Brought forward...		50,886 10 7
<b>No. VII.—SECRETARY FOR PUBLIC WORKS.</b>		
Department of Public Works—		
Salaries ... ..	183 18 7	
Contingencies' ... ..	89 15 0	
Railways—		
General Establishment—Contingencies ... ..	123 17 0	
Valuation of Land—Contingencies ... ..	23 4 8	
Works in Progress—		
Salaries ... ..	158 6 11	
Contingencies ... ..	833 18 4	
Working Expenses—Existing Lines ... ..	4,930 3 2	
Harbours and River Navigation—		
Engineer's Department—		
Salaries ... ..	27 5 3	
Contingencies ... ..	121 0 0	
Steam Dredge "Hunter"—Salaries ... ..	167 9 5	
Steam Dredge "Hercules"—Salaries ... ..	3 1 0	
Steam Dredge "Pluto"—		
Salaries ... ..	116 7 2	
Contingencies ... ..	500 0 0	
Steam Dredge "Vulcan"—Salaries ... ..	68 10 0	
Steam Cranes, Newcastle—		
Salaries ... ..	465 9 8	
Contingencies ... ..	150 0 0	
Landing Silt from Dredge, and forming Ground ... ..	150 0 0	
Repairs to Glebe Island Road ... ..	82 16 6	
Repairs and Improvements, Cook's River Dam ... ..	70 0 0	
Colonial Architect—		
Salaries ... ..	452 0 4	
Contingencies ... ..	150 0 0	
Fortifications—Contingencies ... ..	25 0 0	
Furniture and Fittings for Public Offices generally ... ..	600 0 0	
Repairs to Military Barracks and Buildings ... ..	325 17 2	
Lighting Lamps, sweeping Chimneys, &c., Victoria Barracks ... ..	75 0 0	
Lighting Government Lamps in Streets of Sydney ... ..	114 0 0	
For providing Materials and Implements for employment of Prisoners ... ..	150 0 0	
Supply of Coffins for Paupers ... ..	273 12 0	
Roads and Bridges—		
General Establishment—		
Salaries ... ..	1 18 11	
Contingencies ... ..	100 0 0	
Field Establishment—Salaries ... ..	124 7 1	
Construction and Maintenance—		
Main North Road ... ..	6,773 11 0	
Main South Road ... ..	16,872 3 5	
Main West Road ... ..	1,500 0 0	
Road, Clarence River to Great Northern Road ... ..	5,750 0 0	
Mudgee Road ... ..	1,500 0 0	
Minor Roads—		
Northern Roads ... ..	1,168 6 2	
Western Roads ... ..	1,968 10 0	
Southern Roads ... ..	4,183 2 6	
Contingent Works on Minor Bridges and Roads, Approaches to Railway Stations, &c. ... ..	1,900 0 0	
Repairs to Bridges ... ..	1,800 0 0	
Carried forward...	£ 54,072 11 3	
Carried forward...	£ .....	50,886 10 7

STATEMENT—*continued.*

PARTICULARS.	AMOUNT.	TOTAL.
	£ s. d.	£ s. d.
Brought forward... ..	.....	50,886 10 7
<b>No. VII.—SECRETARY FOR PUBLIC WORKS—<i>continued.</i></b>		
Brought forward... ..	54,072 11 3	
<b>Roads and Bridges—<i>continued.</i></b>		
<b>Construction and Maintenance—<i>continued.</i></b>		
Constructing and repairing Toll-bars	300 0 0	
Bridge, Cox's Creek	667 0 0	
Do. Breeza	467 0 0	
Do. Grawin Creek	200 0 0	
Do. Carlisle Gully and Kentuckey	667 0 0	
Do. over Fawcett's or Fairy Mount Creek, near Casino	200 0 0	
Do. over Cedar Party Creek, Manning River	400 0 0	
Low Level Bridge at Douglass Park	333 0 0	
Bridges on Road, Wagga Wagga to Narandra	333 0 0	
<b>Electric Telegraphs—</b>		
<b>Establishment—</b>		
Salaries	1,364 16 7	
Contingencies	1,536 14 8	
Working Expenses	1,156 15 0	
Fitz Roy Dock Establishment—Contingencies	716 6 11	
		62,414 4 5
<b>SPECIAL APPROPRIATIONS.</b>		
Interest on Debentures	35,000 0 0	
Interest on Treasury Bills	3,000 0 0	
Revenue and Receipts returned	1,241 15 6	
Endowments under the Municipalities Act, 22 Vic. 13	370 18 10	
		39,612 14 4
TOTAL... ..	£	152,913 9 4

*The Treasury, New South Wales,  
Sydney, 28th February, 1866.*

JAMES THOMSON,  
Accountant.

No. 2.

---

ACCOUNT

OF THE

CONSOLIDATED REVENUE FUND OF NEW SOUTH WALES,

SHEWING THE PROPOSED EXPENDITURE IN RELATION TO THE ESTIMATED INCOME,

FOR THE YEAR

1866.

---

No. 2.

Consolidated Revenue Fund.

ACCOUNT CURRENT OF ESTIMATED REVENUE AND EXPENDITURE FOR THE YEAR 1866.

Dr.				Cr.	
To		£	s.	d.	
ESTIMATED DEFICIT, 31st December, 1865	...	2,671	3	3	
CHARGES ON CONSOLIDATED REVENUE FUND:—					
General Services	1,367,942 0 0				
Special Appropriations	485,500 0 0				
Provided by Constitutional and Colonial Acts	59,303 0 0				
	1,912,745 0 0				
Amount likely to be required for the Panama Steam Postal Service	20,000 0 0				
	1,932,745 0 0				
CHARGES proposed to be provided for by LOAN...	820,500 0 0				
ESTIMATED BALANCE, 31st December, 1866	149,094 16 9				
	2,905,011 0 0				
By					
ESTIMATED REVENUE for 1866, as per Statement marked A	...	2,084,511	0	0	
AMOUNT proposed to be raised by LOAN	...	820,500	0	0	
		£	2,905,011	0	0
By ESTIMATED BALANCE brought down	...	£	149,094	16	9

14

The Treasury, New South Wales,  
Sydney, 28th February, 1866.

GEOFFREY EAGAR,  
Treasurer.

A.

ABSTRACT STATEMENT shewing the REVENUE of the GOVERNMENT of NEW SOUTH WALES in 1865, and the PROBABLE REVENUE for the YEAR 1866.

	REVENUE OF 1865.	ESTIMATED REVENUE OF 1866.
	£	£
Customs ... ..	636,102	914,200
Duty on Refined Sugar and Molasses ... ..	15,763	18,000
Duty on Spirits distilled in the Colony ... ..	22,677	25,000
Gold Revenue ... ..	30,876	30,000
Mint Receipts ... ..	23,680	24,000
Land Revenue ... ..	532,000	506,826
Assessment on Sheep under Scab Act ... ..	14,826	12,550
Fees on Inspection of Cattle ... ..	486	450
Postage ... ..	70,985	78,000
Commission on Money Orders ... ..	1,439	1,400
Licenses ... ..	77,906	76,570
Fees of Office ... ..	26,114	26,743
Fines and Forfeitures ... ..	6,606	6,249
Rents, exclusive of Land ... ..	28,922	30,717
Stamps ... ..	33,701	70,000
Railway Receipts ... ..	163,350	172,188
Electric Telegraph Receipts ... ..	30,444	33,000
Pilotage Rates, Harbour Dues and Fees ... ..	14,671	15,000
Tonnage Dues ... ..	4,173	4,270
Rates under Chinese Act ... ..	230	200
Interest on City Debentures ... ..	10,000	10,000
Miscellaneous ... ..	29,224	29,148
<b>TOTAL ... ..</b>	<b>£ 1,774,175</b>	<b>2,084,511</b>

The Treasury, New South Wales,  
Sydney, 28th February, 1866.

GEOFFREY EAGAR,  
Treasurer.

REVENUE DETAILED.

	REVENUE OF 1865.		ESTIMATED REVENUE OF 1866.	
	Amount.	Total.	Amount.	Total.
	£	£	£	£
<b>CUSTOMS.</b>				
Spirits ... ..	312,791		340,000	
Wine ... ..	26,067		37,000	
Ale and Beer ... ..	10,739		26,000	
Tobacco ... ..	67,349		70,000	
Tea ... ..	67,049		65,000	
Sugar and Molasses... ..	71,152		70,000	
Coffee and Chicory... ..	9,129		10,000	
Opium ... ..	6,956		11,000	
Malt ... ..	10		1,500	
Hops ... ..			1,200	
Rice ... ..	11		1,500	
Dried Fruits... ..	211		4,000	
Murray River Customs ... ..	*33,515		50,000	
Package Charge ... ..	29,110		50,000	
<i>Ad valorem</i> ... ..	2,013		177,000	
		636,102		914,200
<b>DUTY ON REFINED SUGAR AND MOLASSES</b> ... ..		15,763		18,000
<b>DUTY ON SPIRITS DISTILLED IN THE COLONY</b> ... ..		22,677		25,000
<b>GOLD REVENUE.</b>				
Duty on Gold ... ..	20,463		20,000	
Fees for Escort and Conveyance of Gold, &c. ... ..	10,413		10,000	
		30,876		30,000
<b>MINT RECEIPTS</b> ... ..		23,680		24,000
<b>LAND REVENUE.</b>				
Land Sales ... ..	172,271		200,000	
Balances of Conditional Purchases ... ..	34,394		24,000	
Interest on Land Sales to Conditional Purchasers ... ..	6,549		8,000	
Rent and Assessment on Pastoral Runs ... ..	304,776		260,000	
Fees on Transfer of Runs ... ..	1,210		1,226	
Quit Rents ... ..	689		600	
Licenses to cut Timber and remove Material from Crown Lands ... ..	2,980		3,000	
Mineral Leases ... ..	574		1,000	
Leases of Auriferous Lands ... ..	875		1,000	
Miners' Rights ... ..	6,739		7,000	
Business Licenses ... ..	851		900	
Miscellaneous ... ..	92		100	
		532,000		506,826
<b>ASSESSMENT ON SHEEP UNDER SCAB ACT</b> ... ..		14,826		12,550
<b>FEES ON INSPECTION OF CATTLE</b> ... ..		486		450
<b>POSTAGE</b> ... ..		70,985		78,000
<b>COMMISSION ON MONEY ORDERS</b> ... ..		1,439		1,400
Carried forward ... ..	£	1,348,834		1,610,426

\*Spirits ... .. £13,859  
Wine ... .. 1,328  
Ale and Beer ... .. 567  
Tobacco ... .. 8,136  
Tea ... .. 2,814  
Sugar and Molasses ... .. 4,251  
Coffee and Chicory... .. 332  
Opium ... .. 69  
Package Charge ... .. 2,159  
£33,515



REVENUE DETAILED—continued.

	REVENUE OF 1865.		ESTIMATED REVENUE OF 1866.	
	Amount.	Total.	Amount.	Total.
	£	£	£	£
Brought forward ... ..	.....	1,348,834	.....	1,610,426
<b>LICENSES.</b>				
Wholesale Spirit Dealers ... ..	5,730		6,000	
Auctioneers ... ..	1,586		1,600	
Bonded Storekeepers ... ..	4,980		4,000	
Retail Fermented and Spiritous Liquors ...	61,415		61,000	
Billiard and Bagatelle Licenses to Publicans	2,660		2,500	
Distillers and Rectifiers ... ..	82		70	
Hawkers and Pedlers ... ..	740		650	
Pawnbrokers... ..	280		250	
Colonial Wine, Cider, and Perry ... ..	99		100	
All other Licenses ... ..	334		400	
		77,906		76,570
<b>FEES OF OFFICE.</b>				
Commission to Public Officers ... ..	16		20	
Certificate of Naturalization ... ..	166		150	
Preparation and Enrolment of Title Deeds	3,295		3,250	
Registrar General ... ..	3,764		4,200	
Prothonotary of Supreme Court ... ..	2,207		2,000	
Master in Equity ... ..	894		900	
Curator of Intestate Estates ... ..	259		250	
Insolvent Court ... ..	1,834		1,800	
Sheriff ... ..	944		1,000	
District Courts ... ..	5,282		5,645	
Courts of Petty Sessions ... ..	2,997		3,000	
Water Police Court and Shipping Masters	2,687		2,603	
Steam Navigation Board ... ..	307		300	
Court of Claims ... ..	4		100	
Under Gold Fields Act ... ..	23		20	
Slaughtering Fees, Glebe Island Abattoir...	1,325		1,405	
Other Fees ... ..	110		100	
		26,114		26,743
<b>FINES AND FORFEITURES.</b>				
Sheriff ... ..	616		1,000	
Courts of Petty Sessions ... ..	3,395		3,250	
Water Police Court... ..	241		274	
For the Unauthorized Occupation of Crown Lands ... ..	496		500	
Crown's Share of Seizures, &c. ... ..	205		200	
Confiscated and Unclaimed Property	1,620		1,000	
Other Fines ... ..	33		25	
		6,606		6,249
<b>RENTS, EXCLUSIVE OF LAND.</b>				
Tolls and Ferries ... ..	22,787		24,533	
Wharfs ... ..	4,284		4,200	
Military Canteen ... ..	39		39	
Government Buildings and Premises ... ..	368		350	
Glebe Island Bridge ... ..	450		570	
Glebe Island Abattoir ... ..	994		1,025	
		28,922		30,717
<b>STAMPS</b> ... ..				
		33,701		70,000
<b>RAILWAY RECEIPTS</b> ... ..				
		163,350		172,188
<b>ELECTRIC TELEGRAPH RECEIPTS</b> ... ..				
		30,444		33,000
<b>PILOTAGE RATES, HARBOUR DUES AND FEES</b> ... ..				
		14,671		15,000
Carried forward ... ..	£	1,730,548		2,040,893

REVENUE DETAILED—*continued.*

	REVENUE OF 1865.		ESTIMATED REVENUE OF 1866.	
	Amount.	Total.	Amount.	Total.
Brought forward ... ..	£ .....	£ 1,730,548	£ .....	£ 2,040,893
<b>TONNAGE DUES.</b>				
Newcastle ... ..	3,937		4,020	
Kiama ... ..	82		90	
Wollongong ... ..	154		160	
		4,173		4,270
<b>RATES UNDER CHINESE ACT</b> ... ..		230		200
<b>INTEREST ON CITY DEBENTURES</b> ... ..		10,000		10,000
<b>MISCELLANEOUS RECEIPTS.</b>				
Sale of Government Property ... ..	3,173		3,000	
Support of Patients in Lunatic Asylums ... ..	967		698	
Collections by Government Printer ... ..	2,473		2,500	
Payment by the Commissariat towards the support of British Prisoners and Lunatics .....			5,000	
Payment towards the support of the Gunpowder Magazine... ..				
Store Rent of Gunpowder ... ..	1,117		1,000	
Work performed by prisoners in Gaol ... ..	939		950	
Fees on presenting Private Bills to the Parliament, and on Letters of Registration ... ..	650		500	
Interest on Bank Deposits ... ..			2,500	
Docking Vessels, Fitz Roy Dry Dock ... ..	1,995		2,000	
Othes Receipts ... ..	16,910		10,000	
Assessment on Sugar Refinery ... ..	1,000		1,000	
		29,224		29,148.
<b>TOTAL</b> ... ..	£ .....	1,774,175	.....	2,084,511

The Treasury, New South Wales,  
Sydney, 28th February, 1866.

GEOFFREY EAGAR,  
Treasurer.

---

---

STATEMENT  
OF THE  
PARTICULARS OF THE PUBLIC DEBT OF THE COLONY,  
ON  
31 DECEMBER, 1865.

---

---

## STATEMENT of the PARTICULARS of the PUBLIC

SERVICES.	AUTHORITY.	AMOUNT AUTHORIZED TO BE RAISED.	AMOUNT OF DEBENTURES AND TREASURY BILLS SOLD.	AMOUNT REALIZED.	BALANCE YET TO RAISE.
		£ s. d.	£	£ s. d.	£ s. d.
<b>DEBENTURES.</b>					
Loan to the Sydney Railway Company ...	16 Vic., No. 39 ...	216,571 0 0	217,500	223,936 3 4	.....
Sydney Sewerage ...	17 Vic., No. 34 ...	200,000 0 0	209,030	201,149 11 9	.....
Sydney Water Supply ...	17 Vic., No. 35 ...	200,000 0 0	208,400	201,264 13 5	.....
Public Works ...	18 Vic., No. 35 ...	178,750 0 0	120,900	115,586 13 2	* 63,163 6 10
Railways ...	18 Vic., No. 40 ...	666,800 0 0	666,800	630,105 11 7	36,694 8 5
Public Works ...	19 Vic., Nos. 38 & 40 ...	445,323 0 0	410,500	393,427 5 8	† 51,895 14 4
To pay off Land and Immigration De- bentures... }	20 Vic., No. 1 ...	73,776 0 0	73,700	70,300 16 2	3,475 3 10
Railways ...	20 Vic., No. 1 ...	200,000 0 0	203,000	199,997 10 0	2 10 0
To pay off Land and Immigration De- bentures... }	20 Vic., No. 16 ...	130,400 0 0	132,300	130,311 0 0	89 0 0
Public Works ...	20 Vic., No. 33 ...	107,717 18 11	112,000	107,787 15 0	.....
Railways ...	20 Vic., No. 34 ...	300,000 0 0	299,000	300,895 12 6	.....
To pay off Debentures ...	22 Vic., Nos. 5 & 26 ...	145,000 0 0	145,700	145,007 0 0	.....
Railways and Public Works ...	22 Vic., No. 22 ...	758,500 0 0	760,700	756,890 15 0	1,609 5 0
Public Works ...	22 Vic., No. 26 ...	11,600 0 0	5,000	4,962 10 0	6,637 10 0
To pay off Debentures due in 1860 ...	23 Vic., No. 5 ...	365,600 0 0	365,600	361,612 10 0	3,987 10 0
Public Works and to pay off Debentures	23 Vic., No. 10 ...	348,223 0 0	348,200	341,084 15 0	7,138 5 0
Railways and Public Works ...	24 Vic., No. 24 ...	113,535 0 0	113,900	112,209 11 6	1,325 8 6
Voluntary and Assisted Immigration ...	24 Vic., No. 26 ...	55,000 0 0	55,500	54,945 16 0	54 4 0
Railways and Public Works ...	25 Vic., No. 19 ...	1,782,370 14 6	1,317,600	1,295,760 5 0	486,610 9 6
Railways and Public Works ...	26 Vic., No. 14 ...	161,832 0 0	.....	.....	161,832 0 0
Public Works ...	27 Vic., No. 14 ...	670,025 12 7	.....	.....	670,025 12 7
To cover Deficit of 1864 and previous years	29 Vic., No. 4 ...	550,000 0 0	.....	.....	550,000 0 0
To pay off Debentures ...	29 Vic., No. 5 ...	300,000 0 0	.....	.....	300,000 0 0
Public Works and Immigration ...	29 Vic., No. 9 ...	219,450 0 0	.....	.....	219,450 0 0
<b>TREASURY BILLS.</b>					
To cover the Deficit of 1863 and pre- vious years ... }	27 Vic., No. 8 ...	400,000 0 0	† 398,500	398,849 14 5	1,150 5 7
<b>TOTAL</b> ...	...	£ 8,600,474 6 0	6,163,830	6,046,085 9 6	2,565,140 13 7

\* £23,791 0 0 General Post Office.  
30,000 0 0 Defences.  
3,000 0 0 Colonial Stores.  
6,372 6 10 Other Public Works.

£63,163 6 10

† £40,000 of this sum is for Affiliated Colleges.

† £100,000 of these Treasury Bills have only been advanced upon by the Bank of New South Wales, as they were to be negotiated by that Institution in England. Sales to the extent of £24,000 had, according to the latest advices, been effected.

The Treasury, New South Wales,  
Sydney, 28th February, 1866.

DEBT of the Colony, on 31st December, 1865.

PARTICULARS OF THE SEVERAL ISSUES OF DEBENTURES AND TREASURY BILLS.

AMOUNT OF EACH ISSUE.	PAID OFF.	OUTSTANDING.	DUE DATES.	RATE OF INTEREST.	ANNUAL INTEREST ON TOTAL LOAN OUTSTANDING FOR EACH SERVICE.	SYNOPSIS OF DUE DATES OF OUTSTANDING DEBENTURES AND TREASURY BILLS.			
						Authority under which issued.	Year when due.	Amount.	TOTAL.
£	£	£			£ s. d.			£	£
17,500	17,500			2½d. & 3¼d. per diem per cent.	9,797 19 4	17 Vic., No. 34	1866	97,500	300,000
50,000		50,000	1873			17 Vic., No. 35			
150,000		150,000	1874	18 Vic., No. 35					
25,900		25,900	1 July, 1876	18 Vic., No. 40					
97,500		97,500	1 Jan., 1866	5 per cent. per annum	7,706 10 0	27 Vic., No. 8	1868		398,500
6,730		6,730	Interminable						
24,000		24,000	1 July, 1888						
54,900	54,900								
29,000	29,000								
50,700		50,700	1 Jan., 1866						
36,700		36,700	1 July, 1876		8,970 0 0	18 Vic., No. 40	1871		100,000
31,000		31,000	Interminable						
61,000		61,000	1 July, 1888			16 Vic., No. 39	1873	50,000	150,000
21,000	21,000					20 Vic., No. 33			
12,800		12,800	1 Jan., 1866						
70,200		70,200	1 Jan., 1876		4,995 0 0	16 Vic., No. 39	1874		150,000
16,900		16,900	1 July, 1893						
291,800	291,800								
139,000		139,000	1 Jan., 1866			17 Vic., No. 34	1876	25,900	735,800
100,000		100,000	1 Jan., 1871		18,750 0 0	17 Vic., No. 35			
133,300		133,300	1 Jan., 1876			18 Vic., No. 35			
2,700		2,700	Permanent			18 Vic., No. 40			
46,200		46,200	1876			19 Vic., Nos. 38 & 40		46,200	
150,000		150,000	Jan., 1876			19 Vic., Nos. 38 & 40		150,000	
70,800		70,800	Interminable		20,525 0 0	20 Vic., No. 1		70,500	
136,800		136,800	1 July, 1888			20 Vic., No. 1		203,000	
6,700		6,700	1 July, 1891						
70,500		70,500	1 Jan., 1876		3,685 0 0	17 Vic., No. 34	1888	24,000	500,000
3,200		3,200	1 July, 1888			17 Vic., No. 35			
						19 Vic., Nos. 38 & 40			
						20 Vic., No. 1			
203,000		203,000	1 July, 1876		10,150 0 0	20 Vic., No. 33		10,000	
						20 Vic., No. 34		175,000	
						20 Vic., No. 34		90,000	
132,300		132,300	Interminable		6,615 0 0				
100,000		100,000	1 Jan., 1873			20 Vic., No. 33	1889	2,000	893,000
10,000		10,000	1 July, 1888		5,600 0 0	20 Vic., No. 34			
2,000		2,000	1 Jan., 1889			22 Vic., Nos. 25 & 26			
175,000		175,000	1 July, 1888			22 Vic., No. 22			
90,000		90,000	1 July, 1888		14,950 0 0	22 Vic., No. 22		400,000	
34,000		34,000	1 Jan., 1889					312,000	
145,000		145,000	1 Jan., 1889			22 Vic., No. 26	1890	5,000	718,800
700		700	1 July, 1891		7,285 0 0	23 Vic., No. 5			
400,000		400,000	1 Jan., 1889			23 Vic., No. 10			
312,000		312,000	1 July, 1889					365,600	
25,000		25,000	1 Jan., 1891		38,035 0 0	19 Vic., Nos. 38 & 40	1891	6,700	225,500
23,700		23,700	1 July, 1891			22 Vic., Nos. 25 & 26			
5,000		5,000	1 July, 1890		250 0 0	22 Vic., No. 22		700	
365,600		365,600	1 Jan., 1890		18,280 0 0	24 Vic., No. 24		25,000	
348,200		348,200	1 July, 1890		17,410 0 0	24 Vic., No. 26		23,700	
113,900		113,900	1 July, 1891		5,695 0 0			113,900	
55,500		55,500	1 July, 1891		2,775 0 0	25 Vic., No. 19	1892		1,317,600
1,317,600		1,317,600	1 Jan., 1892		65,880 0 0				
						18 Vic., No. 35	1893		16,900
						17 Vic., No. 34	Interminable or payable at the option of the Government in 1892 or afterwards.	6,730	240,830
						17 Vic., No. 35			
						19 Vic., Nos. 38 & 40			
						20 Vic., No. 16			
								31,000	
								70,800	
								132,300	
398,500		398,500	1 Jan., 1868	6 per cent. per annum.	23,910 0 0	18 Vic., No. 40	Permanent		2,700
6,163,830	414,200	5,749,630			291,264 9 4				5,749,630

MEMORANDUM of Debentures transmitted to London for negotiation, for which no Account Sales have yet been received:—

In the hands of the Oriental Bank Corporation, London—	
Issued under 25 Vic., No. 19	£ 308,900
„ 26 Vic., No. 14	162,000
„ 27 Vic., No. 14	570,000
„ 29 Vic., No. 4	400,000
„ 29 Vic., No. 5	300,000
	1,740,900
In the hands of the Bank of New South Wales, London—	
Issued under 25 Vic., No. 19	155,800
In all	£ 1,896,700

JAMES THOMSON,  
Accountant.

STATEMENT of the PUBLIC REVENUE of the Colony of New South Wales (exclusive of Loans and Special Accounts), from 1850 to 1865 inclusive.

	1850.	1851.	1852.	1853.	1854.	1855.	1856.	1857.	1858.	1859.	1860.	1861.	1862.	1863.	1864.	1865.
Customs ... ..	142,819	153,541	217,021	354,938	405,721	421,736	471,401	533,105	557,298	611,875	555,104	585,312	609,373	616,009	538,446	636,102
Duty on Refined Sugar and Molasses...	.....	.....	.....	.....	.....	.....	.....	.....	.....	.....	.....	.....	.....	14,587	15,900	15,763
Duty on Spirits distilled in the Colony	2,850	7,210	18,211	28,755	35,550	51,616	51,075	63,478	50,955	54,627	44,129	38,514	35,643	35,651	10,085	22,677
Gold Revenue ... ..	.....	.....	.....	54,281	27,786	27,587	35,156	29,374	43,108	47,169	55,877	65,351	87,890	44,370	26,561	30,876
Mint Receipts ... ..	.....	.....	.....	.....	.....	5,407	12,556	10,841	18,148	18,963	21,629	22,568	32,807	23,603	26,896	23,680
Land Revenue ... ..	75,389	110,121	76,719	259,370	374,717	321,468	245,555	273,883	402,473	477,892	312,869	384,331	416,770	371,270	307,128	532,000
Assessment on Stock ... ..	16,716	16,478	16,101	136	36	4	31,387	31,241	330	.....	.....	.....	.....	.....	.....	.....
Assessment on Sheep under Scab Act...	.....	.....	.....	.....	.....	.....	.....	.....	.....	.....	.....	.....	.....	.....	9,631	14,826
Fees on Inspection of Cattle ... ..	.....	.....	.....	.....	.....	.....	.....	.....	.....	.....	.....	.....	.....	.....	368	486
Postage ... ..	13,646	18,252	18,174	20,380	24,128	24,902	29,459	36,239	39,954	43,679	45,636	48,168	56,305	57,742	67,722	70,985
Money Orders Commission ... ..	.....	.....	.....	.....	.....	.....	.....	.....	.....	.....	.....	.....	.....	567	1,201	1,439
Licenses ... ..	29,563	30,084	33,751	37,822	40,335	42,662	49,711	65,723	69,404	69,421	68,349	71,859	74,003	74,697	74,866	77,906
Auction Duty ... ..	3,583	2,338	2,812	500	.....	.....	.....	.....	.....	.....	.....	.....	.....	.....	.....	.....
Fees of Office ... ..	10,805	8,380	8,543	11,184	17,060	20,856	26,403	29,242	26,824	27,102	26,385	25,963	24,631	25,662	24,331	26,114
Fines and Forfeitures ... ..	2,550	3,335	5,339	6,527	7,485	9,412	9,713	8,113	8,102	5,859	4,397	3,815	4,001	5,270	5,008	6,606
Rents exclusive of Land ... ..	4,363	3,518	5,184	5,074	9,412	8,539	63,321	11,155	12,189	18,739	18,218	20,208	22,676	22,860	26,757	28,922
Stamps ... ..	.....	.....	.....	.....	.....	.....	.....	.....	.....	.....	.....	.....	.....	.....	.....	33,701
Railway Receipts ... ..	.....	.....	.....	.....	.....	2,362	11,157	9,418	64,758	61,843	60,009	75,630	97,029	129,469	145,813	163,350
Electric Telegraph Receipts ... ..	.....	.....	.....	.....	.....	.....	.....	.....	1,756	8,425	11,396	16,853	23,440	31,905	30,753	30,444
Pilotage Rates, Harbour Dues, and Fees	5,575	6,124	5,722	3,780	4,369	4,041	3,551	4,318	9,490	15,269	13,942	11,102	14,339	14,803	17,162	14,671
Tonnage Dues ... ..	.....	.....	.....	.....	.....	.....	.....	.....	1,446	2,199	2,892	2,654	3,296	3,539	4,792	4,173
Rates under Chinese Act ... ..	.....	.....	.....	.....	.....	.....	.....	.....	.....	.....	.....	.....	60	260	250	230
Interest on City Debentures ... ..	.....	.....	.....	.....	.....	1,408	6,022	7,231	13,762	2,201	8,162	10,000	53,262	5,000	15,000	10,000
Miscellaneous ... ..	3,722	7,880	8,934	8,826	12,120	15,582	30,151	29,580	26,154	28,860	49,427	37,360	34,291	56,323	41,866	†16,888
TOTALS...	£ 311,581	367,261	416,511	791,573	958,719	957,582	1,076,618	1,142,991	1,346,151	1,494,123	*1,298,421	1,419,688	1,589,816	1,533,587	1,390,536	†1,761,839

Sydney: Thomas Richards, Government Printer—1866.

22

\* First year after the separation of Queensland.

† Exclusive of £12,302 19s. 7d. repayments to the credit of Votes, and £132 18s. 9d. advances on account of other Governments repaid.

The Treasury, New South Wales,  
Sydney, 28th February, 1866.

JAMES THOMSON,  
Accountant.

1865-6.

LEGISLATIVE ASSEMBLY.

NEW SOUTH WALES.

ADDITIONAL ESTIMATE FOR 1866.

Ordered by the Legislative Assembly to be Printed, 20 March, 1866.

JOHN YOUNG,  
Governor.

Message No. 14.

In accordance with the provisions of the 54th clause of the Constitution Act, the Governor recommends to the Legislative Assembly the appropriation of a sum of £1,500, to enable the Government to take measures for the adequate representation of New South Wales at the Exhibition to be held in Paris during the year 1867.

ADDITIONAL ESTIMATE FOR 1866.

No. III.—Chief Secretary.		£	s.	d.
MISCELLANEOUS.				
Towards defraying the expense of the collection and transmission of Articles the produce and manufacture of the Colony, to the Universal Exhibition to be held in Paris in April, 1867 ...		1,500	0	0

The Treasury, New South Wales,  
Sydney, 19 March, 1866.

G. EAGAR,  
Treasurer.





1865-6.

LEGISLATIVE ASSEMBLY.

NEW SOUTH WALES.

FURTHER SUPPLEMENTARY ESTIMATE FOR 1865 AND  
PREVIOUS YEARS, AND FURTHER ADDITIONAL  
ESTIMATE FOR 1866.

(MESSAGE RESPECTING.)

*Ordered by the Legislative Assembly to be Printed, 26 March, 1866.*

JOHN YOUNG,  
*Governor.*

*Message No. 16.*

In accordance with the provisions contained in the 54th clause of the Constitution Act, His Excellency the Governor recommends to the consideration of the Legislative Assembly, a further Supplementary Estimate of Expenditure for 1865 and previous years, and a further Additional Estimate of Expenditure for 1866.

*24 March, 1866.*



FURTHER SUPPLEMENTARY ESTIMATE

OF THE

EXPENDITURE

OF THE

GOVERNMENT

OF

NEW SOUTH WALES,

FOR

1865

AND PREVIOUS YEARS.

ORDERED BY THE LEGISLATIVE ASSEMBLY TO BE PRINTED,  
26 MARCH, 1866.



SYDNEY: THOMAS RICHARDS, GOVERNMENT PRINTER.

1866.

[Price, 3d.]



FURTHER SUPPLEMENTARY ESTIMATE FOR 1865 AND PREVIOUS YEARS.

	AMOUNT.	TOTAL.
	£ s. d.	£ s. d.
<b>No. III.—CHIEF SECRETARY.</b>		
<b>POLICE.</b>		
To meet outstanding claim for Articles supplied, during the years 1861, 1862, and 1863, to the Bench at Armidale ... ..	22 5 10	
For Agistment of Police Horses in 1863 ... ..	30 8 6	
		52 14 4
<b>No. VI.—SECRETARY FOR LANDS.</b>		
COMMISSION TO LAND AGENTS, Appraisers, and others; and for Advertising for the Public Service generally, 1865, further sum ... ..	.....	300 0 0
TOTAL... ..	£ .....	352 14 4

*The Treasury, New South Wales,  
Sydney, 26 March, 1866.*

**GEOFFREY BAGAR,**  
Treasurer.



FURTHER ADDITIONAL ESTIMATE

OF THE

EXPENDITURE

OF THE

GOVERNMENT

OF

NEW SOUTH WALES,

FOR

1866.

---

ORDERED BY THE LEGISLATIVE ASSEMBLY TO BE PRINTED,  
26 MARCH, 1866.

---



SYDNEY: THOMAS RICHARDS, GOVERNMENT PRINTER.

1866.

[Price, 6d.]





FURTHER ADDITIONAL ESTIMATE FOR 1866.

	AMOUNT.	TOTAL.
	£ s. d.	£ s. d.
<b>No. II.—EXECUTIVE AND LEGISLATIVE.</b>		
<b>LEGISLATIVE COUNCIL.</b>		
Difference between the Salaries voted for the undermentioned Officers, and those paid during the months of January and February, 1866, viz. :—		
President	33 6 8	
Chairman of Committees	16 13 4	
Usher of the Black Rod	8 6 8	
Short-hand Writer	8 6 8	
First Clerk	8 6 8	
Second Clerk	8 6 8	
		83 6 8
<b>LEGISLATIVE ASSEMBLY.</b>		
Difference between the Salaries voted for the undermentioned Officers, and those paid during the months of January and February, viz. :—		
Speaker	33 6 8	
Chairman of Committees	16 13 4	
		50 0 0
<b>No. III.—CHIEF SECRETARY.</b>		
<b>POLICE.</b>		
<i>General Establishment.</i>		
Clerk, at the rate of £300, for the months of January and February		50 0 0
<b>VOLUNTEERS.</b>		
Difference between the Salary voted for the Commandant and that paid during the first two months of the year		
	16 6 8	
Forage Allowance for Commanding Officer, Brigade Major, and Brigade Adjutant, at 2s. 6d. per diem for the months of January and February		
	22 2 6	
		38 9 2
<b>GAOL, SYDNEY.</b>		
Clerk, from £200 to £230		30 0 0
<b>GAOL, PARRAMATTA.</b>		
Clerk, at the rate of £120, for the months of January and February		20 0 0
<b>GAOL, BRAIDWOOD.</b>		
Warder, at 6s. 6d. per diem, for the months of January and February		19 3 6
<b>GAOLS GENERALLY.</b>		
Extra Warders, at 6s. 6d. per diem, further sum		500 0 0
<b>PENAL ESTABLISHMENT, COCKATOO ISLAND.</b>		
Six additional Warders, at 6s. per diem, for the months of January and February		106 4 0
<b>GRANTS IN AID.</b>		
In aid of the erection of buildings for the following Institutions, on condition of equal amounts being raised by private contributions, viz. :—		
School of Arts, Newcastle	300 0 0	
School of Arts, Camden	200 0 0	
In aid of the School of Arts, Waratah, on condition of an equal amount being raised by private contributions		
	50 0 0	
		550 0 0
<b>CHARITABLE ALLOWANCES.</b>		
Towards purchasing an outfit for the new Hospital, at Newcastle, (the building erected, at a cost of £3,000, by the inhabitants)		200 0 0
<b>IMMIGRATION.</b>		
Clerk, at the rate of £125, for the months of January and February		20 6 8
<b>MISCELLANEOUS.</b>		
Expenses incurred by the Board appointed by the Government to inquire into the late Explosion in Bridge-street		56 10 6
Carried forward	£	1,724 0 6

## FURTHER ADDITIONAL ESTIMATE FOR 1866.

	AMOUNT.	TOTAL.
	£ s. d.	£ s. d.
Brought forward ... ..	.....	1,724 0 6
<b>No. IV.—ADMINISTRATION OF JUSTICE.</b>		
<b>SUPREME AND CIRCUIT COURTS.</b>		
Allowances to Witnesses, further sum ... ..	.....	1,000 0 0
<b>SHERIFF.</b>		
Extra Clerk, at the rate of £100, for the months of January and February ... ..	.....	16 13 4
<b>DISTRICT COURTS.</b>		
Bailiff, Wagga Wagga, at the rate of £40, for the months of January and February ... ..	6 13 4	
Do. Deniliquin, do. do. do. do. ... ..	6 13 4	
Difference between the Salary voted for the Bailiff and Crier of the Metropolitan District Court and that paid to 28th February ... ..	8 6 8	
		21 13 4
<b>QUARTER SESSIONS.</b>		
Allowances to Witnesses and Jurors, further sum ... ..	.....	2,500 0 0
<b>No. V.—TREASURER AND SECRETARY FOR FINANCE AND TRADE.</b>		
<b>TREASURY.</b>		
Difference between the Salary voted for the Accountant and that paid, to 28th February ... ..	.....	16 13 4
<b>STAMP DUTIES.</b>		
Commissioner, at the rate of £500 per annum, to 14th March ... ..	102 3 0	
Engraving Steel Dies, with Copper Counterparts ... ..	27 2 6	
		129 5 6
<b>CUSTOMS.</b>		
Difference between the Salary voted for the First Landing Surveyor, and that paid and payable to 31st March ... ..	.....	25 0 0
<b>MISCELLANEOUS.</b>		
Advertising for the Public Service generally, further sum ... ..	2,000 0 0	
Duty Stamps for the Public Service generally ... ..	1,500 0 0	
One per cent. premium on Bills of Exchange, for £150,000, purchased for remittance to the Oriental Bank Corporation, London, to meet Interest on Debentures and Treasury Bills, &c., falling due on the 1st July, 1866 ... ..	1,500 0 0	
One half per cent. Commission on payments in England, by the Government Financial Agents, on (say) £1,000,000 ... ..	5,000 0 0	
Compensation to Messrs. T. H. Mate & Co., for loss sustained by the refusal of the Government of South Australia to allow their Goods to come under Bond to Albury ... ..	32 6 0	
		10,032 6 0
<b>No. VI.—SECRETARY FOR LANDS.</b>		
<b>MISCELLANEOUS.</b>		
Compensation for Land required for formation of Road from Abattoir Road, through Balmain Estate, to Gladsville ... ..	.....	811 19 0
Carried forward ... .. £	.....	16,277 11 0

FURTHER ADDITIONAL ESTIMATE FOR 1866.

	AMOUNT.			TOTAL.		
	£	s.	d.	£	s.	d.
Brought forward ... ..				16,277	11	0
<b>No. VII.—SECRETARY FOR PUBLIC WORKS.</b>						
<b>RAILWAYS.</b>						
Clerk, from 1st January to 7th March, at £180 per annum ...	33	8	0			
Station Master, from 1st January to 31st March, at £120 per annum	30	0	0			
				63	8	0
<b>HARBOURS AND RIVERS.</b>						
Repairs, Coals, and Stores for Steam Cranes, further sum ... ..				500	0	0
<b>COLONIAL ARCHITECT.</b>						
Foreman of Works, at the rate of £250 per annum, from 1st January to 31st March ... ..	62	10	0			
Temporary Draftsman, at the rate of £300 per annum, for the same period ... ..	75	0	0			
				137	10	0
<b>FORTIFICATIONS.</b>						
Foreman of Works, at the rate of £250 per annum, from 1st January to 31st March ... ..	62	10	0			
Boatman, at the rate of £104 per annum, for same period ... ..	26	0	0			
				88	10	0
<b>ROADS AND BRIDGES.</b>						
Difference between the salary voted for Superintendent, Western Road, and that paid for the month of January ... ..	8	6	8			
Clyde Road—Tolls collected from 1st August to 31st December, 1865, to be expended where collected ... ..	84	8	3			
Bridge at Pepper's Creek, Rockley ... ..	450	0	0			
Bridge—Mammy Johnson's Creek ... ..	650	0	0			
				1,192	14	11
<b>WORKS AND BUILDINGS.</b>						
To provide better Gaol Accommodation in the Country Districts ...	9,000	0	0			
To complete the long Wing of the new Division in Darlinghurst Gaol	6,000	0	0			
Towards the cost of Jetty, Crane, and Tramway at Gabo Island, for the purpose of facilitating the landing and transport of Stores to the Light-house (half the cost to be borne by the Government of Victoria) ... ..	400	0	0			
To meet the expense of protecting from the overflow of the Hunter River, in times of flood, that portion of the Great Northern Road which runs through the Town of West Maitland ...	2,000	0	0			
				17,400	0	0
<b>TELEGRAPHS.</b>						
Difference between the Salaries voted for 10 Line Inspectors, and those paid to 28th February ... ..	50	0	0			
Line Inspector, Wollongong, from 1st January to 31st March, at the rate of £150 per annum ... ..	37	10	0			
Forage allowance for ditto ... ..	18	0	0			
Station Master, Jereelderie, for 9 months, at £200 per annum ...	150	0	0			
				255	10	0
<b>FITZ ROY DOCK.</b>						
Shipwright Carpenter, from 1st January to 31st March, at the rate of £200 per annum ... ..				50	0	0
<b>MISCELLANEOUS.</b>						
Further compensation to the family of the late Mrs. De Courcy ...	104	0	0			
For the Improvement of the Navigation of the River Darling, in lieu of the balance on the Vote of 1863, written off in August, 1864 ... ..	1,452	16	5			
Attending to the lighting and extinguishing of the Gas, &c., in the Parliamentary Buildings ... ..	70	0	0			
				1,626	16	5
<b>TO BE RAISED BY LOAN.</b>				37,592	0	4
Telegraph Line—Yass to Burrowa ... ..				2,500	0	0
<b>TOTAL</b> ... ..	£			40,092	0	4

THE UNIVERSITY OF CHICAGO

PHYSICS DEPARTMENT

# RESEARCH REPORT

1950

REPORT NO. 100

BY J. R. OPPENHEIMER

PHYSICS DEPARTMENT

UNIVERSITY OF CHICAGO

CHICAGO, ILLINOIS

1950

NEW SOUTH WALES.

LEGISLATIVE ASSEMBLY.

EXPLANATORY ABSTRACTS,

Nos. I and II,

OF THE

AMOUNTS RESPECTIVELY ESTIMATED, VOTED,

AND

EMBODIED IN THE APPROPRIATION ACT,

29 VICTORIA, No. XXIV,

FOR THE SERVICE OF THE YEAR 1866, AND FOR THE  
YEAR 1865 AND PREVIOUS YEARS;

WITH

NOTES EXPLANATORY.

SYDNEY:

THOMAS RICHARDS, GOVERNMENT PRINTER, PHILLIP-STREET.

1866.

[Price, 9d.]

330—A

NEW SOUTH WALES.

LEGISLATIVE ASSEMBLY.

No. I.

EXPLANATORY ABSTRACT of the Expenditure of the Colonial Government, for the undermentioned Services, for the Year 1866, as respectively Estimated, Voted, and Embodied in the Appropriation Act, 29<sup>o</sup> Victoriae, No. 24.

ORIGINAL ESTIMATE.		AMOUNTS ESTIMATED.					AMOUNTS VOTED.					Notes Explanatory of Alterations.	
Page.	No. of Head.	HEAD OF SERVICE.	ESTABLISHMENTS.			OTHER SERVICES.	TOTAL.	ESTABLISHMENTS.			OTHER SERVICES.		TOTAL.
			Salaries.	Contingencies.	Total.			Salaries.	Contingencies.	Total.			
			£ s. d.	£ s. d.	£ s. d.	£ s. d.	£ s. d.	£ s. d.	£ s. d.	£ s. d.	£ s. d.	£ s. d.	Page.
7	I.	Supplement to Schedule B				2,318 14 9	2,318 14 9				2,318 14 9	2,318 14 9	
	II.	Executive and Legislative :-											
10		His Excellency the Governor	812 0 0	635 0 0	1,447 0 0		1,447 0 0	812 0 0	635 0 0	1,447 0 0		1,447 0 0	
10		Executive Council	610 0 0	110 0 0	720 0 0		720 0 0	610 0 0	110 0 0	720 0 0		720 0 0	
10		Legislative Council	5,715 0 0	408 0 0	6,123 0 0		6,123 0 0	5,498 6 8	408 0 0	5,906 6 8		5,906 6 8	4
11		Legislative Assembly	6,490 0 0	1,668 0 0	8,158 0 0		8,153 0 0	6,540 0 0	1,663 0 0	8,203 0 0		8,203 0 0	4
11		Legislative Council and Assembly	673 0 0	383 0 0	1,056 0 0		1,056 0 0	673 0 0	383 0 0	1,056 0 0		1,056 0 0	
11		Parliamentary Library	1,010 0 0	701 0 0	1,711 0 0		1,711 0 0	1,010 0 0	701 0 0	1,711 0 0		1,711 0 0	
			15,310 0 0	3,900 0 0	19,210 0 0		19,210 0 0	15,143 6 8	3,900 0 0	19,043 6 8		19,043 6 8	
	III.	Chief Secretary :-											
14		Chief Secretary	3,855 0 0	75 0 0	3,930 0 0		3,930 0 0	3,855 0 0	75 0 0	3,930 0 0		3,930 0 0	
15		Volunteers				5,621 0 0	5,621 0 0				5,369 9 2	5,369 9 2	4
15		Naval Brigade				3,450 0 0	3,450 0 0				3,450 0 0	3,450 0 0	
16		Police	110,112 0 0	28,270 0 0	138,382 0 0		138,382 0 0	110,162 0 0	28,270 0 0	138,432 0 0		138,432 0 0	4
17		Gold Escort				7,700 0 0	7,700 0 0				7,700 0 0	7,700 0 0	
17		Gaols and Penal Establishment	36,624 0 0	21,674 0 0	58,298 0 0		58,298 0 0	37,299 7 6	21,674 0 0	58,973 7 6		58,973 7 6	4
24		Lunatic Asylums (including allowance to Medical Board)	8,332 0 0	14,500 0 0	22,832 0 0	500 0 0	23,332 0 0	8,332 0 0	14,500 0 0	22,832 0 0	500 0 0	23,332 0 0	
25		Medical Board (Clerk)	44 0 0		44 0 0		44 0 0	44 0 0		44 0 0		44 0 0	
25		Vaccine Institution	260 0 0	1,890 0 0	2,150 0 0		2,150 0 0	260 0 0	1,890 0 0	2,150 0 0		2,150 0 0	
25		Auditor General	4,247 0 0	260 0 0	4,507 0 0		4,507 0 0	4,247 0 0	260 0 0	4,507 0 0		4,507 0 0	
26		Registrar General	7,695 0 0	4,400 0 0	12,095 0 0		12,095 0 0	7,695 0 0	4,400 0 0	12,095 0 0		12,095 0 0	
27		Observatory	1,170 0 0	430 0 0	1,600 0 0		1,600 0 0	1,170 0 0	430 0 0	1,600 0 0		1,600 0 0	
27		Museum	500 0 0		500 0 0		500 0 0	500 0 0		500 0 0		500 0 0	
27		Colonial Agent	1,000 0 0	300 0 0	1,300 0 0		1,300 0 0	1,000 0 0	300 0 0	1,300 0 0		1,300 0 0	
27		National Schools				40,000 0 0	40,000 0 0				40,000 0 0	40,000 0 0	
27		Denominational Schools				40,000 0 0	40,000 0 0				40,000 0 0	40,000 0 0	
27		Protestant Orphan School	1,117 0 0	2,060 0 0	3,177 0 0		3,177 0 0	1,117 0 0	2,060 0 0	3,177 0 0		3,177 0 0	
28		Roman Catholic Orphan School	1,111 0 0	3,430 0 0	4,541 0 0		4,541 0 0	1,111 0 0	3,430 0 0	4,541 0 0		4,541 0 0	
28		Asylums for the Infirm and Destitute				10,000 0 0	10,000 0 0				10,000 0 0	10,000 0 0	
28		Grants in Aid of Public Institutions				6,925 0 0	6,925 0 0				7,275 0 0	7,275 0 0	5
29		Charitable Allowances				26,274 0 0	26,274 0 0				26,474 0 0	26,474 0 0	5
30		Immigration	1,491 0 0	550 0 0	2,041 0 0		2,041 0 0	1,511 6 8	550 0 0	2,061 6 8		2,061 6 8	5
30		Miscellaneous Services				38,380 0 0	38,380 0 0				19,936 10 6	19,936 10 6	5
			177,558 0 0	77,839 0 0	255,397 0 0	178,850 0 0	434,247 0 0	178,303 14 2	77,839 0 0	256,142 14 2	160,804 19 8	416,947 13 10	
	IV.	Administration of Justice :-											
32		Law Officers of the Crown	4,055 0 0	1,160 0 0	5,215 0 0		5,215 0 0	4,055 0 0	1,160 0 0	5,215 0 0		5,215 0 0	
32		Supreme and Circuit Courts	5,928 0 0	6,055 0 0	11,983 0 0		11,983 0 0	5,928 0 0	7,055 0 0	12,983 0 0		12,983 0 0	5
33		Sheriff	4,275 0 0	3,050 0 0	7,325 0 0		7,325 0 0	4,291 13 4	3,050 0 0	7,341 13 4		7,341 13 4	5
33		Insolvent Court	1,455 0 0		1,455 0 0		1,455 0 0	1,455 0 0		1,455 0 0		1,455 0 0	
34		District Courts	7,741 0 0	3,100 0 0	10,841 0 0		10,841 0 0	7,702 13 4	3,100 0 0	10,802 13 4		10,802 13 4	6
36		Quarter Sessions	3,964 0 0	6,750 0 0	10,714 0 0		10,714 0 0	3,964 0 0	9,250 0 0	13,214 0 0		13,214 0 0	6
37		Petty Sessions	31,312 0 0	3,309 0 0	34,621 0 0		34,621 0 0	31,312 0 0	3,309 0 0	34,621 0 0		34,621 0 0	
42		Coroners' Inquests	454 0 0	2,835 0 0	3,289 0 0		3,289 0 0	454 0 0	2,835 0 0	3,289 0 0		3,289 0 0	
42		Court of Claims				100 0 0	100 0 0				100 0 0	100 0 0	
			53,184 0 0	26,260 0 0	85,443 0 0	100 0 0	85,543 0 0	59,222 6 8	20,750 0 0	88,981 6 8	100 0 0	89,081 6 8	



NOTES EXPLANATORY of the Alterations made in the Original Estimates for 1866, in their progress through Committee.

	ESTABLISHMENTS.			OTHER SERVICES.	TOTAL.
	Salaries.	Contingencies.	Total.		
	£ s. d.	£ s. d.	£ s. d.	£ s. d.	£ s. d.
<b>II.—Executive and Legislative.</b>					
<b>LEGISLATIVE COUNCIL.</b>					
Amount of Estimate ... ..	5,715 0 0	408 0 0	6,123 0 0	.....	6,123 0 0
<b>REDUCED.</b>					
By <i>Negative</i> .—From item £1,200 for President, £200; from item £500 for Chairman of Committees, £100; from item £800 for Clerk of the Parliaments, £100; from item £600 for Clerk Assistant, £100; from item £400 for Usher of the Black Rod, £50; from item £550 for Shorthand Writer, £100; from item £400 for First Clerk, £50; from item £350 for Second Clerk, £50; and item £175 for Additional Clerk ... ..	925 0 0	.....	925 0 0	.....	925 0 0
<b>INCREASED.</b>					
On <i>Recommittal of Resolutions</i> .—Item £1,000 for President, by £200; item £400 for Chairman of Committees, by £100; item £350 for Usher of the Black Rod, by £50; item £450 for Shorthand Writer, by £50; item £350 for First Clerk, by £50; and item £175 for Additional Clerk, restored ... ..	4,790 0 0	408 0 0	5,198 0 0	.....	5,198 0 0
By Message No. 16.—“SALARIES” ... ..	625 0 0 83 6 8	.....	625 0 0 83 6 8	.....	625 0 0 83 6 8
Expenditure Authorized ... ..	5,498 6 8	408 0 0	5,906 6 8	.....	5,906 6 8
<b>LEGISLATIVE ASSEMBLY.</b>					
Amount of Estimate ... ..	6,490 0 0	1,663 0 0	8,153 0 0	.....	8,153 0 0
<b>REDUCED.</b>					
By <i>Negative</i> .—From item £1,200 for Speaker, £200; from item £500 for Chairman of Committees, £100 ... ..	300 0 0	.....	300 0 0	.....	300 0 0
<b>INCREASED.</b>					
On <i>Recommittal of Resolutions</i> .—Item £1,000 for Speaker, by £200; item £400 for Chairman of Committees, by £100 ... ..	6,190 0 0	1,663 0 0	7,853 0 0	.....	7,853 0 0
By Message No. 16.—“SALARIES” ... ..	300 0 0 50 0 0	.....	300 0 0 50 0 0	.....	300 0 0 50 0 0
Expenditure Authorized ... ..	6,540 0 0	1,663 0 0	8,203 0 0	.....	8,203 0 0
<b>III.—Chief Secretary.</b>					
<b>VOLUNTEERS.</b>					
Amount of Estimate ... ..	.....	.....	.....	5,621 0 0	5,621 0 0
<b>REDUCED.</b>					
By <i>Negative</i> .—From item £500 for Commandant of all Volunteers, £98; and item £192 for Forage Allowance for Commanding Officer, Brigade Major, and Brigade Adjutant, at 3s. 6d. per diem, omitted ... ..	.....	.....	.....	290 0 0	290 0 0
<b>INCREASED.</b>					
By Message No. 16.—“SALARIES.”—Commandant, £16 6s. 8d. “CONTINGENCIES.”—Forage Allowance, £22 2s. 6d. ... ..	.....	.....	.....	5,331 0 0 38 9 2	5,331 0 0 38 9 2
Expenditure Authorized ... ..	.....	.....	.....	5,369 9 2	5,369 9 2
<b>POLICE.</b>					
Amount of Estimate ... ..	110,112 0 0	28,270 0 0	138,382 0 0	.....	138,382 0 0
<b>INCREASED.</b>					
By Message No. 16.—“SALARY” ... ..	50 0 0	.....	50 0 0	.....	50 0 0
Expenditure Authorized ... ..	110,162 0 0	28,270 0 0	138,432 0 0	.....	138,432 0 0
<b>GAOLS AND PENAL ESTABLISHMENT.</b>					
Amount of Estimate ... ..	36,624 0 0	21,674 0 0	58,298 0 0	.....	58,298 0 0
<b>INCREASED.</b>					
By Message No. 16.—“SALARY.”—Clerk for two months ... ..	675 7 6	.....	675 7 6	.....	675 7 6
Expenditure Authorized ... ..	37,299 7 6	21,674 0 0	58,973 7 6	.....	58,973 7 6



## NOTES EXPLANATORY, &amp;c.—continued.

	ESTABLISHMENTS.			OTHER SERVICES.	TOTAL.
	Salaries.	Contingencies.	Total.		
	£ s. d.	£ s. d.	£ s. d.	£ s. d.	£ s. d.
<b>III.—Chief Secretary—continued.</b>					
<b>GRANTS IN AID OF PUBLIC INSTITUTIONS.</b>					
Amount of Estimate ... ..				6,925 0 0	6,925 0 0
<b>INCREASED.</b>					
By Message No. 16.—“OTHER SERVICES.”—£300 in aid of the erection of Building for the School of Arts, Newcastle, on condition of an equal amount being raised by private contribution; £100 in aid of the erection of Building for the School of Arts, Camden, on the same condition; and £50 in aid of the School of Arts, Waratah, on the same condition ... ..				450 0 0	450 0 0
Expenditure Authorized ... ..				7,375 0 0	7,375 0 0
<b>CHARITABLE ALLOWANCES.</b>					
Amount of Estimate ... ..				26,274 0 0	26,274 0 0
<b>INCREASED.</b>					
By Message No. 16.—“OTHER SERVICES.”—Towards purchasing an outfit for the New Hospital at Newcastle ... ..				200 0 0	200 0 0
Expenditure Authorized ... ..				26,474 0 0	26,474 0 0
<b>IMMIGRATION.</b>					
Amount of Estimate ... ..	1,491 0 0	550 0 0	2,041 0 0		2,041 0 0
<b>INCREASED.</b>					
By Message No. 16.—“SALARY.”—Clerk for two months ... ..	20 6 8		20 6 8		20 6 8
Expenditure Authorized ... ..	1,511 6 8	550 0 0	2,061 6 8		2,061 6 8
<b>MISCELLANEOUS SERVICES.</b>					
Amount of Estimate ... ..				38,380 0 0	38,380 0 0
<b>REDUCED.</b>					
By <i>Negative</i> .—To meet the Expense of taking the Census ... ..				20,000 0 0	20,000 0 0
				18,380 0 0	18,380 0 0
<b>INCREASED.</b>					
By Message No. 14.—“OTHER SERVICES.”—Towards defraying the expense of the collection and transmission of Articles, the produce and manufacture of the Colony, to the Universal Exhibition, to be held in Paris in April, 1867 ... ..				1,500 0 0	1,500 0 0
By Message No. 16.—“OTHER SERVICES.”—Expenses incurred by the Board appointed by the Government to inquire into the late Explosion in Bridge-street ... ..				56 10 6	56 10 6
Expenditure Authorized ... ..				19,936 10 6	19,936 10 6
<b>IV.—Administration of Justice.</b>					
<b>SUPREME AND CIRCUIT COURTS.</b>					
Amount of Estimate ... ..	5,928 0 0	6,055 0 0	11,983 0 0		11,983 0 0
<b>INCREASED.</b>					
By Message No. 16.—“CONTINGENCIES.”—“ALLOWANCES TO WITNESSES.”—Further sum ... ..		1,000 0 0	1,000 0 0		1,000 0 0
Expenditure Authorized ... ..	5,928 0 0	7,055 0 0	12,983 0 0		12,983 0 0
<b>SHERIFF.</b>					
Amount of Estimate ... ..	4,275 0 0	3,050 0 0	7,325 0 0		7,325 0 0
<b>INCREASED.</b>					
By Message No. 16.—“SALARY.”—Extra Clerk for two months ... ..	16 13 4		16 13 4		16 13 4
Expenditure Authorized ... ..	4,291 13 4	3,050 0 0	7,341 13 4		7,341 13 4

## NOTES EXPLANATORY, &amp;c.—continued.

	ESTABLISHMENTS.			OTHER SERVICES.	TOTAL.
	Salaries.	Contingencies.	Total.		
	£ s. d.	£ s. d.	£ s. d.	£ s. d.	£ s. d.
<b>IV.—Administration of Justice—continued.</b>					
DISTRICT COURTS.					
Amount of Estimate ... ..	7,741 0 0	3,100 0 0	10,841 0 0	.....	10,841 0 0
INCREASED. By Message No. 16.—“SALARIES.”—Bailiffs for two months .....	21 13 4	.....	21 13 4	.....	21 13 4
Expenditure Authorized ... ..	7,762 13 4	3,100 0 0	10,862 13 4	.....	10,862 13 4
QUARTER SESSIONS.					
Amount of Estimate ... ..	3,964 0 0	6,750 0 0	10,714 0 0	.....	10,714 0 0
INCREASED. By Message No. 16.—“CONTINGENCIES.”—“ALLOWANCES TO WITNESSES AND JURORS.”—Further sum .....	.....	2,500 0 0	2,500 0 0	.....	2,500 0 0
Expenditure Authorized ... ..	3,964 0 0	9,250 0 0	13,214 0 0	.....	13,214 0 0
<b>V.—Treasurer and Secretary for Finance and Trade.</b>					
TREASURY.					
Amount of Estimate ... ..	7,318 0 0	300 0 0	7,618 0 0	.....	7,618 0 0
REDUCED. By <i>Negative</i> .—From item £600 for Accountant .....	100 0 0	.....	100 0 0	.....	100 0 0
	7,218 0 0	300 0 0	7,518 0 0	.....	7,518 0 0
INCREASED. By Message No. 16.—“SALARY.”—Difference between the Salary voted for the Accountant, and that paid to 28 February .....	16 13 4	.....	16 13 4	.....	16 13 4
Expenditure Authorized ... ..	7,234 13 4	300 0 0	7,534 13 4	.....	7,534 13 4
STAMP DUTIES.					
Amount of Estimate ... ..	1,325 0 0	10 0 0	1,335 0 0	.....	1,335 0 0
REDUCED. By <i>Negative</i> .—Item £500 for Commissioner .....	500 0 0	.....	500 0 0	.....	500 0 0
	1,325 0 0	10 0 0	1,335 0 0	.....	1,335 0 0
INCREASED. By Message No. 16.—“SALARY.”—Commissioner at the rate of £500 per annum, to 14 March .....	102 3 0	.....	.....	.....	.....
“CONTINGENCIES.”—Engraving Steel Dies with Copper Counterparts .....	.....	27 2 6	129 5 6	.....	129 5 6
Expenditure Authorized ... ..	1,427 3 0	37 2 6	1,464 5 6	.....	1,464 5 6
CUSTOMS.					
Amount of Estimate ... ..	24,446 0 0	3,870 0 0	28,316 0 0	.....	28,316 0 0
INCREASED. By Message No. 16.—“SALARY.”—Difference between the Salary voted for the First Landing Surveyor and that paid and payable to 31 March .....	25 0 0	.....	25 0 0	.....	25 0 0
Expenditure Authorized ... ..	24,471 0 0	3,870 0 0	28,341 0 0	.....	28,341 0 0
SYDNEY BRANCH OF THE ROYAL MINT.					
Amount of Estimate ... ..	8,271 0 0	4,177 0 0	12,448 0 0	.....	12,448 0 0
REDUCED. By <i>Negative</i> .—From item £1,100 for Deputy Master and Chief Officer .....	100 0 0	.....	100 0 0	.....	100 0 0
Expenditure Authorized ... ..	8,171 0 0	4,177 0 0	12,348 0 0	.....	12,348 0 0
PRINTING AND BOOKBINDING AND POST-AGE STAMPS.					
Amount of Estimate ... ..	.....	.....	.....	18,358 0 0	18,358 0 0
REDUCED. By <i>Negative</i> .—The General Estimate by .....	.....	.....	.....	1,000 0 0	1,000 0 0
Expenditure Authorized ... ..	.....	.....	.....	17,358 0 0	17,358 0 0

## NOTES EXPLANATORY, &amp;c.—continued.

V.—Treasurer and Secretary for Finance and Trade—continued.	ESTABLISHMENTS.			OTHER SERVICES.	TOTAL.
	Salaries.	Contingencies.	Total.		
MISCELLANEOUS SERVICES.	£ s. d.	£ s. d.	£ s. d.	£ s. d.	£ s. d.
Amount of Estimate... ..	.....	.....	.....	28,730 0 0	28,730 0 0
INCREASED.					
By Message No. 16.—By MISCELLANEOUS ITEMS, viz.:— Postage of the various Public Departments, £6,000; Advertising for the Public Service generally, £2,000; for the transmission of Telegraphic Messages, £7,000; Interest on Public Accounts overdrawn at the Banks where such are kept, £10,000; to provide for a Queen's Plate to be run for annually on Randwick Racecourse, under the auspices of the Australian Jockey Club (Resolution of Assembly), £200; Provisions to be left on Booby Island, for the relief of Shipwrecked Persons, £30; to meet Unforeseen Expenses, to be hereafter accounted for, £2,000; to meet the Expense of carrying on the Coast Surveys, £1,500 ... ..	.....	.....	.....	10,032 6 0	10,032 6 0
Expenditure Authorized ... ..	.....	.....	.....	38,762 6 0	38,762 6 0
VI.—Secretary for Lands.					
SURVEY OF LANDS.					
Amount of Estimate... ..	37,948 0 0	32,625 0 0	70,573 0 0	.....	70,573 0 0
REDUCED.					
By Withdrawal.—Item £100, for Equipment Allowance for Deputy Surveyor General ... ..	.....	100 0 0	100 0 0	.....	100 0 0
Expenditure Authorized ... ..	37,948 0 0	32,525 0 0	70,473 0 0	.....	70,473 0 0
GOLD FIELDS.					
Amount of Estimate ... ..	.....	.....	.....	10,666 0 0	10,666 0 0
REDUCED.					
By Negative.—The General Estimate by ... ..	.....	.....	.....	2,500 0 0	2,500 0 0
Expenditure Authorized ... ..	.....	.....	.....	8,166 0 0	8,166 0 0
MISCELLANEOUS SERVICES.					
Amount of Estimate ... ..	.....	.....	.....	4,247 0 0	4,247 0 0
REDUCED.					
By Withdrawal.—Item for Compensation for land taken for formation of Approach to Pitnacree Bridge ... ..	.....	.....	.....	93 0 0	93 0 0
.....	.....	.....	.....	4,154 0 0	4,154 0 0
INCREASED.					
By Message No. 16.—"OTHER SERVICES."—Compensation for land required for formation of Road from Abattoir Road through Balmain Estate to Gladesville ... ..	.....	.....	.....	811 19 0	811 19 0
Expenditure Authorized ... ..	.....	.....	.....	4,965 19 0	4,965 19 0
VII.—Secretary for Public Works.					
RAILWAYS (GENERAL ESTABLISHMENT).					
Amount of Estimate ... ..	2,100 0 0	200 0 0	2,300 0 0	.....	2,300 0 0
INCREASED.					
By Message No. 16.—"SALARY."—Clerk, from 1st January to 7th March, at £180 per annum ... ..	33 8 0	.....	33 8 0	.....	33 8 0
Expenditure Authorized ... ..	2,133 8 0	200 0 0	2,333 8 0	.....	2,333 8 0
RAILWAYS (EXISTING LINES—WORKING EXPENSES).					
Amount of Estimate ... ..	.....	.....	.....	100,935 0 0	100,935 0 0
INCREASED.					
By Message No. 16.—"SALARY."—Station Master, from 1st January to 31st March, at £120 per annum ... ..	.....	.....	.....	30 0 0	30 0 0
Expenditure Authorized ... ..	.....	.....	.....	100,965 0 0	100,965 0 0

## NOTES EXPLANATORY, &amp;c.—continued.

	ESTABLISHMENTS.			OTHER SERVICES.	TOTAL.
	Salaries.	Contingencies.	Total.		
	£ s. d.	£ s. d.	£ s. d.	£ s. d.	£ s. d.
<b>VII.—Secretary for Public Works—continued.</b>					
<b>HARBOURS AND RIVER NAVIGATION.</b>					
Amount of Estimate ... ..	10,323 0 0	6,670 0 0	16,993 0 0	.....	16,993 0 0
<b>INCREASED.</b> By Message No. 16.—“CONTINGENCIES.”—Repairs, Coals, and Stores for Steam Cranes, further sum .....	.....	500 0 0	500 0 0	.....	500 0 0
Expenditure Authorized ... ..	10,323 0 0	7,170 0 0	17,493 0 0	.....	17,493 0 0
<b>COLONIAL ARCHITECT.</b>					
Amount of Estimate ... ..	4,990 0 0	600 0 0	5,590 0 0	.....	5,590 0 0
<b>INCREASED.</b> By Message No. 16.—“SALARIES.”—Foreman of Works, at the rate of £250 per annum, from 1st January to 31st March, £62 10s.; Temporary Draftsman, at the rate of £300 per annum, for the same period, £75 ... ..	137 10 0	.....	137 10 0	.....	137 10 0
Expenditure Authorized ... ..	5,127 10 0	600 0 0	5,727 10 0	.....	5,727 10 0
<b>FORTIFICATIONS.</b>					
Amount of Estimate ... ..	.....	.....	.....	.....	.....
<b>INSERTED.</b> By Message No. 16.—“SALARIES.”—Foreman of Works, at the rate of £250 per annum, from 1st January to 31st March, £62 10s.; Boatman, at the rate of £104 per annum, for same period, £26. .....	88 10 0	.....	88 10 0	.....	88 10 0
Expenditure Authorized ... ..	88 10 0	.....	88 10 0	.....	88 10 0
<b>PUBLIC WORKS AND BUILDINGS.</b>					
Amount of Estimate ... ..	.....	.....	.....	57,120 0 0	57,120 0 0
<b>INCREASED.</b> By Message No. 16.—“OTHER SERVICES.”—To pro- vide better Gaol Accommodation in the Country Districts, £9,000; to complete the long Wing of the new division in Darlinghurst Gaol, £6,000; towards the cost of Jetty, Crane, and Tramway at Gabo Island, for the purpose of facilitating the landing and transport of Stores to the Light- house (half the cost to be borne by the Govern- ment of Victoria), £400 ... ..	.....	.....	.....	15,400 0 0	15,400 0 0
Expenditure Authorized ... ..	.....	.....	.....	72,520 0 0	72,520 0 0
<b>ROADS AND BRIDGES (SUPERINTENDENCE.)</b>					
Amount of Estimate ... ..	5,500 0 0	.....	5,500 0 0	.....	5,500 0 0
<b>INCREASED.</b> By Message No. 16.—“SALARY.”—Difference between the Salary voted for Superintendent, Western Road, and that paid for the month of January ... ..	8 6 8	.....	8 6 8	.....	8 6 8
Expenditure Authorized ... ..	5,508 6 8	.....	5,508 6 8	.....	5,508 6 8
<b>(CONSTRUCTION AND MAINTENANCE.)</b>					
Amount of Estimate ... ..	.....	.....	.....	102,330 0 0	102,330 0 0
<b>INCREASED.</b> By Message No. 16.—“OTHER SERVICES.”—Clyde Road—Tolls collected from 1st August to 31st December, 1865, to be expended where collected, £84 8s. 3d.; Bridge at Pepper's Creek, Rockley, £450; Bridge, Mammy Johnson's Creek, £650 ... ..	.....	.....	.....	1,184 8 3	1,184 8 3
Expenditure Authorized ... ..	.....	.....	.....	103,514 8 3	103,514 8 3

## NOTES EXPLANATORY, &amp;c.—continued.

	ESTABLISHMENTS.			OTHER SERVICES.	TOTAL.
	Salaries.	Contingencies.	Total.		
	£ s. d.	£ s. d.	£ s. d.		
<b>VII.—Secretary for Public Works—continued.</b>					
<b>ELECTRIC TELEGRAPHS.</b>					
Amount of Estimate ... ..	16,623 0 0	11,715 0 0	28,338 0 0	.....	28,338 0 0
<b>INCREASED.</b>					
By Message No. 16.—“SALARIES.”—Difference between the Salaries voted for 10 Line Inspectors, and those paid to 28th February, £50; Line Inspector, Wollongong, from 1st January to 31st March, at the rate of £150 per annum, £37 10s.; Forage Allowance for ditto, £18; Station Master, Jereelderie, for 9 months, at £200 per annum, £150... ..	255 10 0	.....	255 10 0	.....	255 10 0
Expenditure Authorized ... ..	16,878 10 0	11,715 0 0	28,593 10 0	.....	28,593 10 0
<b>FITZ ROY DOCK.</b>					
Amount of Estimate ... ..	2,632 0 0	3,155 0 0	5,787 0 0	.....	5,787 0 0
<b>INCREASED.</b>					
By Message No. 16.—“SALARY.”—Shipwright Carpenter, from 1st January to 31st March, at the rate of £200 per annum ... ..	50 0 0	.....	50 0 0	.....	50 0 0
Expenditure Authorized ... ..	2,682 0 0	3,155 0 0	5,837 0 0	.....	5,837 0 0
<b>MISCELLANEOUS SERVICES.</b>					
Amount of Estimate ... ..	.....	.....	.....	.....	.....
<b>INSERTED.</b>					
By Message No. 16.—“OTHER SERVICES.”—Further Compensation to the Family of the late Mrs. De Courcey, £104; for the Improvement of the Navigation of the River Darling, in lieu of the Balance on the Vote of 1863, written off in August, 1864, £1,452 16s. 5d.; attending to the lighting and extinguishing of the Gas, &c., in the Parliamentary Buildings, £70 ... ..	.....	.....	.....	1,626 16 5	1,626 16 5
Expenditure Authorized ... ..	.....	.....	.....	1,626 16 5	1,626 16 5

## No. II.

*EXPLANATORY ABSTRACT of the Amounts respectively Estimated, Voted, and Embodied in the Appropriation Act, 29 Victoria, No. 24, for the Supplementary Service of the Year 1865 and previous Years.*

Amount of Estimates ... ..	£	s.	d.
Amount Voted and Embodied in the Appropriation Act ... ..	115,647	18	6
Excess of Estimated over Authorized Expenditure ... ..	£	8,587	9 8
<i>NOTES Explanatory of Alterations made in the Supplementary Estimates, in their progress through Committee of Supply:—</i>			
Gross Amount of “Supplementary Estimates for 1865 and previous Years,” submitted with Message No. 13, of 21st February, 1866 ... ..	115,295	4	2
Gross Amount of “Further Supplementary Estimate for 1865 and previous Years,” submitted with Message No. 16, of 24th March, 1866 ... ..	352	14	4
<b>REDUCED.</b>			
By <i>Negative</i> .—“MISCELLANEOUS.”—From item £938 19s. 5d., Compensation for loss of office to W. W. Billyard, Esq., late Crown Solicitor, on a re-arrangement of the Law Officers’ Department, in 1859 ... ..	433	8	4
By <i>Withdrawal</i> .—“MISCELLANEOUS.”—To indemnify the Owners of Gold and Bank Notes for losses sustained by the robbery of the Gold Escort in June, 1862—less the proceeds of Gold recovered and divided rateably amongst the Owners ... ..	8,154	1	4
		8,587	9 8
	£	107,060	8 10

Legislative Assembly Offices,  
Sydney, 7 April, 1866.

F. ELDERSHAW,  
Clerk Assistant.

MS