

NSW Budget 2022-23

No.03 Infrastructure Statement
Budget Paper



Supporting families,
building a brighter *future*

Acknowledgement of Country

We acknowledge that Aboriginal and Torres Strait Islander peoples are the First Peoples and Traditional Custodians of Australia, and the oldest continuing culture in human history.

We pay respect to Elders past and present and commit to respecting the lands we walk on, and the communities we walk with.

We celebrate the deep and enduring connection of Aboriginal and Torres Strait Islander peoples to Country and acknowledge their continuing custodianship of the land, seas and sky.

We acknowledge the ongoing stewardship of Aboriginal and Torres Strait Islander peoples, and the important contribution they make to our communities and economies.

We reflect on the continuing impact of government policies and practices, and recognise our responsibility to work together with and for Aboriginal and Torres Strait Islander peoples, families and communities, towards improved economic, social and cultural outcomes.

Artwork:
Regeneration by Josie Rose



Infrastructure Statement

2022-23



Budget Paper No. 3

Circulated by The Hon. Matt Kean MP, Treasurer

Table of Contents

Chart, Figure and Table List

Focus Box List

About this Budget Paper	i
Chapter 1: Overview	
1.1 The Government's infrastructure program building a brighter future	1 - 2
1.2 WestInvest – improving liveability in Western Sydney	1 - 7
1.3 Four-year capital program	1 - 9
1.4 Funding the delivery of infrastructure	1 - 10
1.5 Existing assets and maintenance program	1 - 13
1.6 Infrastructure investment frameworks	1 - 15
Chapter 2: Building New South Wales for today and for the future	
2.1 Key infrastructure projects new and underway	2 - 2
Chapter 3: Infrastructure in place and delivering for New South Wales	
3.1 Key infrastructure delivered since 2011	3 - 1
3.2 Key infrastructure projects delivered in 2021-22	3 - 2
Chapter 4: The Restart NSW Fund	
4.1 Overview	4 - 1
4.2 Restart NSW commitments and reservations	4 - 2
4.3 Funding sources	4 - 3
4.4 Investing in regional New South Wales	4 - 4
4.5 Governance and project selection framework	4 - 5
Chapter 5: General Government Sector Projects	5 - 1
Chapter 6: Public Non-financial Corporations Projects	6 - 1

Chart, Figure and Table List

	Page
Chapter 1: Overview	1
Infrastructure program from 2014-15 to 2025-26	Chart 1.1 1-2
Capital expenditure reconciliation	Table 1.1 1-9
Non-financial public sector capital spending by cluster	Table 1.2 1-10
Summary of capital expenditure and funding sources – 2022-23 to 2025-26	Chart 1.2 1-11
Commonwealth contribution to the State capital program 2014-15 to 2025-26	Chart 1.3 1-12
State owned physical assets: value by sector	Table 1.3 1-13
State owned physical assets: value by type, as at 30 June 2021	Chart 1.4 1-14
Maintenance expenses	Table 1.4 1-14
Chapter 2: Building New South Wales for today and for the future	2
Key new Customer Service projects commencing in 2022-23 included in this Budget	Table 2.1 2-3
Key Customer Service projects continuing in this Budget	Table 2.2 2-3
Key Education and Skills projects continuing in this Budget	Table 2.3 2-8
Key new Enterprise, Investment and Trade projects commencing in 2022-23 included in this Budget	Table 2.4 2-9
Key Enterprise, Investment and Trade projects continuing in this Budget	Table 2.5 2-10
Key new Health projects commencing in 2022-23 included in this Budget	Table 2.6 2-13
Key Health projects continuing in this Budget	Table 2.7 2-14
Key new Planning and Environment projects commencing in this Budget	Table 2.8 2-18
Key Planning and Environment projects continuing in this Budget	Table 2.9 2-21
Key new Regional NSW projects commencing in 2022-23 included in this Budget	Table 2.10 2-24
Key Regional NSW projects continuing in this Budget	Table 2.11 2-25
Key new Stronger Communities projects commencing in 2022-23 included in this Budget	Table 2.12 2-27
Key Stronger Communities projects continuing in this Budget	Table 2.13 2-28
Zero Emissions Buses Program	Figure 2.1 2-30
Key new Transport projects commencing in 2022-23 included in this Budget	Table 2.14 2-31
What is Digital Systems?	Figure 2.2 2-32
Parramatta Light Rail Stage 2	Figure 2.3 2-33
Key State-wide Transport projects continuing in this Budget	Table 2.15 2-33
Key Sydney Metropolitan Transport projects continuing in this Budget	Table 2.16 2-34
Western Sydney Roads Program	Figure 2.4 2-39
Circular Quay Precinct Renewal	Figure 2.5 2-40
Key Regional and Outer Metro Transport projects continuing in this Budget	Table 2.17 2-41
Pacific Highway Upgrade through Wyong	Figure 2.6 2-43
Newell Highway	Figure 2.7 2-45
Key new Treasury projects commencing in 2022-23 included in this Budget	Table 2.18 2-46
Key Treasury projects continuing in this Budget	Table 2.19 2-47

Chapter 3: Infrastructure in place and delivering for New South Wales		3
Key Education and Skills projects delivered in 2021-22	Table 3.1	3-2
Key Enterprise, Investment and Trade projects delivered in 2021-22	Table 3.2	3-2
Key Health projects delivered in 2021-22	Table 3.3	3-3
Key Planning and Environment projects delivered in 2021-22	Table 3.4	3-5
Key Regional NSW projects delivered in 2021-22	Table 3.5	3-5
Key Stronger Communities projects delivered in 2021-22	Table 3.6	3-6
Key Transport and Infrastructure projects delivered in 2021-22	Table 3.7	3-6
Chapter 4: The Restart NSW Fund		4
Restart NSW Fund (expected position as at 30 June 2022)	Table 4.1	4-1
Restart NSW commitments	Table 4.2	4-2
Restart NSW reservations	Table 4.3	4-3
Restart NSW funding sources	Table 4.4	4-3
Significant Restart NSW programs in regional New South Wales	Table 4.5	4-4
Chapter 5: General Government Sector Projects		5
Capital investment by general government sector	Table 5.1	5-3
Chapter 6: Public Non-financial Corporations Projects		6
Capital investment by public non-financial corporations	Table 6.1	6-2

Focus Box List

	Page
Chapter 1: Overview	1
Building a brighter future	Box 1.1 1-3
Government partnering with Industry to deliver the infrastructure program	Box 1.2 1-5
Have your say – informing WestInvest	Box 1.3 1-8
2022-23 Commonwealth Budget	Box 1.4 1-12
Staying Ahead: State Infrastructure Strategy 2022-2042	Box 1.5 1-15
Chapter 2: Delivering New South Wales for today and for the future	2
Centralised Mission Critical Emergency Services Paging Network	Box 2.1 2-2
The Digital Restart Fund: ensuring Government services capitalise on the best technologies	Box 2.2 2-4
Investing in a record school infrastructure program	Box 2.3 2-6
Advanced Manufacturing Research Facility	Box 2.4 2-11
Regional Health Infrastructure	Box 2.5 2-12
NSW Ambulance Infrastructure Program	Box 2.6 2-15
Mental Health	Box 2.7 2-16
Sydney Biomedical Accelerator Complex as part of Tech Precinct	Box 2.8 2-16
Telestroke and Virtual Care	Box 2.9 2-16
Coffs Harbour Hospital Expansion	Box 2.10 2-17
Hornsby Ku-ring-gai Hospital Redevelopment Stages 1 & 2	Box 2.11 2-17
Delivering social housing and housing for First Nations people	Box 2.12 2-20
Investing in national parks	Box 2.13 2-20
Great Walks: Multi-day Walking Experiences	Box 2.14 2-22
Water Security	Box 2.15 2-23
Supporting the regions through the Snowy Hydro Legacy Fund	Box 2.16 2-26
Building World Class Food and Fibre	Box 2.17 2-26
Investing in the States' flood response capability and supporting volunteers	Box 2.18 2-29
Zero Emissions Buses Program	Box 2.19 2-30
Digital Systems Tranche 2	Box 2.20 2-32
Parramatta Light Rail Stage 2	Box 2.21 2-33
Western Sydney Roads Program	Box 2.22 2-38
Circular Quay Precinct Renewal	Box 2.23 2-40
Pacific Highway Wyong Town Centre	Box 2.24 2-43
Newell Highway	Box 2.25 2-44
Electricity Infrastructure Roadmap	Box 2.26 2-46
Chapter 3: Infrastructure in place and delivering for New South Wales	3
Concord Hospital Redevelopment Stage 1 – A Fast-Tracked Redevelopment Assisting the Government's COVID-19 Response	Box 3.1 3-3
New Maitland Hospital - Providing New and Expanded Health Services in Regional NSW	Box 3.2 3-4
Chapter 4: The Restart NSW Fund	4
New investment into regional Restart NSW projects	Box 4.1 4-5

ABOUT THIS BUDGET PAPER

Purpose and scope

Budget Paper No. 3 *Infrastructure Statement* provides information on the Government's infrastructure investment program. The objectives of this budget paper are to:

- present a clear report on the State's planned capital program covering new works and works in progress
- explain how resources have been allocated in the current budget and the over forward estimates for both the general government and public non-financial corporation sectors
- explain how infrastructure investment supports the Government's priorities and service delivery objectives, including the underlying policies and strategies.

This Budget Paper includes the infrastructure investment of agencies that are material to the general government and public non-financial corporation sectors. Budget Paper No. 1 *Budget Statement*, includes an overview of agency classifications by sector. A more detailed glossary is included in *How to Read the Budget Papers*.

The capital projects listed in this *Infrastructure Statement* can be accessed online at <https://www.budget.nsw.gov.au/my-budget> with sorting functionality and a geospatial presentation available.

Structure of Budget Paper No. 3

Chapter	Description
1. Overview	Chapter 1 summarises the State's capital investment across the budget and forward estimates and explains the funding arrangements. It reports the value of the State's physical assets at an aggregate level and maintenance expenditure by the government sector.
2. Building New South Wales for today and for the future	Chapter 2 presents key infrastructure projects in delivery and projects that are under development.
3. Infrastructure in place and delivering for New South Wales	Chapter 3 details key infrastructure projects that have been delivered.
4. The Restart NSW Fund	Chapter 4 presents the State's infrastructure commitments and reservations funded from the Restart NSW Fund, including investment themes, funding sources and governance arrangements.
5. General Government (GG) Sector Projects	Chapter 5 lists major capital projects and minor works for each general government agency, grouped by cluster. Project level information is treated as commercial-in-confidence for some parts of the sector and is not reported in detail.
6. Public Non-Financial Corporations (PNFC) Projects	Chapter 6 lists major capital projects and minor works for each public non-financial corporation, grouped by industry sector. Project level information is treated as commercial-in-confidence for some parts of the sector and is not reported in detail.

Agency disclosures

Capital program definitions

Program	Definition
Major Works	Projects with an estimated total cost of \$250,000 or above, split into new projects (approved to begin in 2022-23) and works in progress (commenced before 2022-23 but not yet completed).
Minor Works	Projects with an estimated total cost below \$250,000, such as minor plant and equipment or annual provisions for replacements.
Leases	Projects related to accounting standard <i>AASB 16 Leases</i> .

Project level information

Item	Description
Project description	Name of the capital project.
Location	The location where the infrastructure/project/asset will be built. 'Various' is noted for projects occurring across multiple locations.
Start	The calendar year when construction began or will begin. For planning works, it is the year that planning appraisals and related activities began or will begin.
Complete	The project's expected calendar year of completion.
Estimated total cost (ETC)	The current cost estimate of planning, procuring and delivering the infrastructure/project/asset. The ETC is the complete project cost which can include funding in prior years and outside of the forward year estimates. The ETC may change as more detailed planning is undertaken and further information on market conditions becomes available. Large infrastructure acquisitions may be split into several projects, including planning, land acquisition and stages of construction. Due to commercial sensitivities, the ETC for some major works is not included.
Capital allocation 2022-23	The amount of projected expenditure in the 2022-23 Budget.

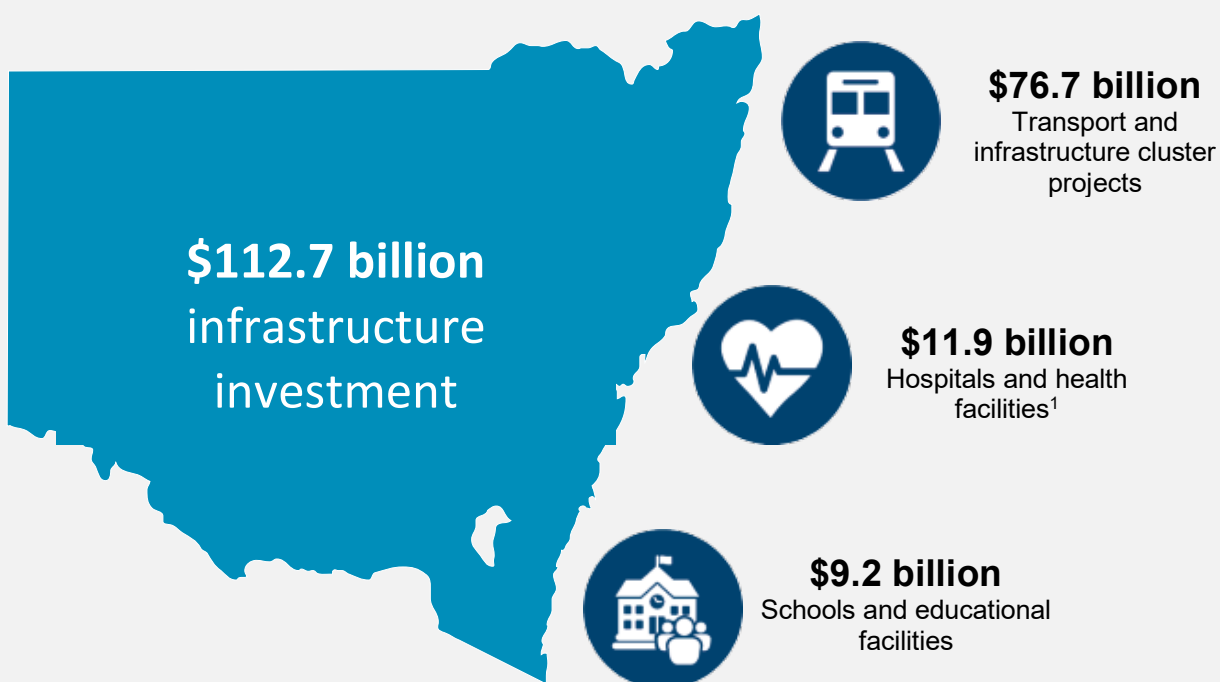
Notes

- The budget year refers to 2022-23, while the forward estimates period refers to 2023-24, 2024-25 and 2025-26. 'Four years' refers to the period 2022-23 to 2025-26 unless otherwise stated.
- Aggregated numbers are reported on an eliminated basis. Individual agency reporting is done on an uneliminated basis unless otherwise stated.
- Figures in tables, charts and text have been rounded. Discrepancies between totals and the sum of components reflect rounding:
 - estimates under \$100,000 are rounded to the nearest thousand
 - estimates midway between rounding points are rounded up
 - percentages are based on the underlying unrounded values.
- Capital profiles may differ between Budget Paper 2 and Budget Paper 3 due to differences in time periods described.
- For the budget balance, a negative sign indicates a deficit while no sign indicates a surplus.
- One billion equals one thousand million.
- The following notations are used:
 - n.a. means data is not available or is not disclosed for commercial reasons
 - N/A means not applicable
 - no. means number
 - TBC means to be confirmed
 - 0 means not zero, but rounded to zero
 - ... means zero
 - thous means thousand
 - \$m means millions of dollars
 - \$b means billions of dollars
 - () means a negative number when enclosing a number in a table
- Unless otherwise indicated, the data source for tables and charts is NSW Treasury.

1. OVERVIEW

The 2022-23 Budget provides for a record \$112.7 billion infrastructure commitment over four years to build a brighter future for NSW families, communities and businesses. This investment is on the back of \$178.3 billion of new and upgraded infrastructure delivered between 2011-12 and 2020-21.

The NSW Government's investment in infrastructure projects is focused on improving productivity and quality of life for the people of New South Wales. From the beaches to the outback, the Government is investing in city-shaping mega projects while also driving investment in smaller projects like schools and hospitals.



New investments have been made in projects including the Advanced Manufacturing Research Facility in the Bradfield City Centre, the Circular Quay Precinct Renewal, Parramatta Light Rail Stage 2, and new school and hospital upgrades.

The Government is also maintaining its commitment to promoting long term economic, employment and population expansion, with new infrastructure to deliver vital public services and support the recovery and future wellbeing of regional communities following drought, bushfire, floods, and the COVID-19 pandemic.

These new commitments build on the Government's unprecedented investment in infrastructure over the last decade. Many transformational projects, including NorthConnex, Sydney Metro North West and the Woolgoolga to Ballina Pacific Highway Upgrade have been completed and are now making a real difference to how people live.

The Government's significant investment will ensure New South Wales' infrastructure is able to keep pace with population growth, capitalise on new economic opportunities and boost the State's productive capacity.

¹ Health Capital Expenditure includes capital expensing amounts. Further information is provided at footnote c) of Table 1.2.

1.1 The Government’s infrastructure program building a brighter future

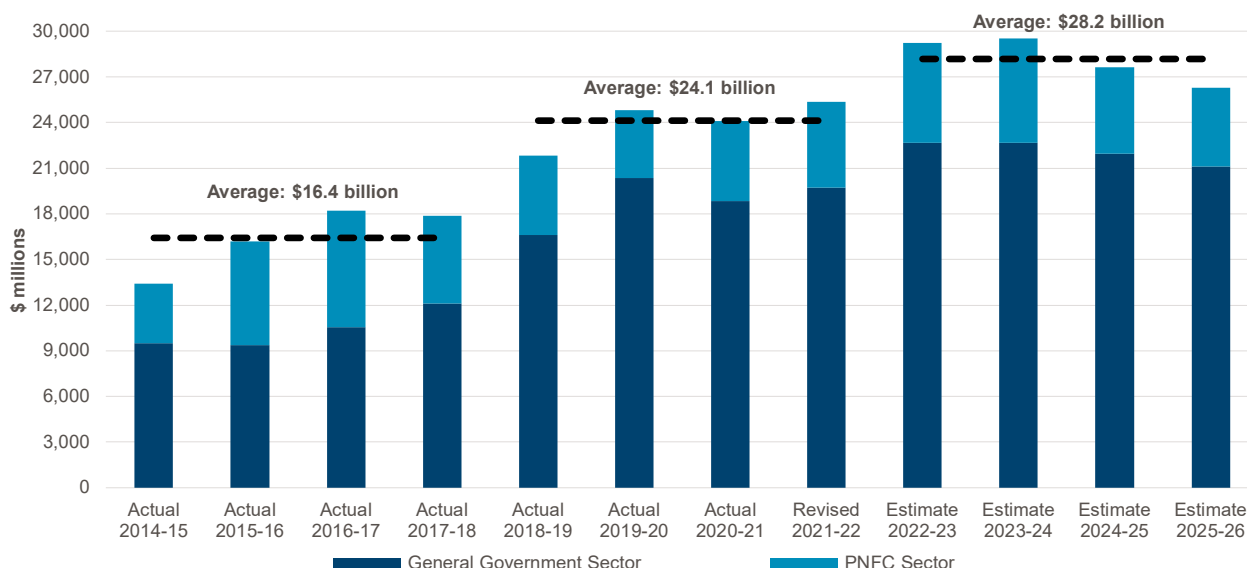
The Government’s infrastructure program continues to help build a brighter future for NSW families, businesses and communities. Infrastructure is the backbone of a productive economy – transport infrastructure connects businesses with customers and lifts participation by connecting workers to their jobs and to their families, schools set children and young people up for success, hospitals support a healthy population and digital technologies shape how people engage and connect.

Delivering a record infrastructure program is not without its challenges. Infrastructure Australia, in its 2021 *Infrastructure Market Capacity* report, outlined significant market capacity constraints in delivering infrastructure, exacerbated further by global supply constraints.

The Government is taking a strategic approach to delivering transformational mega projects while also increasing the focus on smaller, less complex projects that are better aligned with the construction market’s delivery capacity. For example, through the \$5.0 billion WestInvest program, the Government is making a significant investment in community enhancing infrastructure across Western Sydney.

The Budget estimates \$112.7 billion in capital expenditure over the four years to 2025-26 for new and continuing projects. The average estimated infrastructure investment of \$28.2 billion per annum over four years is 3.8 per cent higher than the average four-year investment of \$27.1 billion announced in the 2021-22 Budget, and nearly double the average four-year investment of \$16.4 billion from 2014-15 to 2017-18. Chart 1.1 shows the projected growth in the State’s capital program from 2014-15 to 2025-26.

Chart 1.1: Infrastructure program from 2014-15 to 2025-26



The 2022-23 Budget maintains the Government’s record level of infrastructure investment of \$178.3 billion invested from 2011-12 to 2020-21. The benefits of the Government’s infrastructure program continue to be realised by the people of New South Wales. Many projects across all Clusters are now complete, including new and upgraded schools and hospitals, as well as a wide range of transformational transport projects. Further information on completed projects can be found in Chapter 3 of this *Infrastructure Statement*.

Box 1.1: Building a brighter future

The 2022-23 Budget includes a record infrastructure investment that will support families and build a brighter future for the State. New productivity enhancing investments have been made to transform New South Wales and bring world-class frontline services to local communities.

Key capital investments aligned with the Government's productivity enhancing reform priorities include:

A sustainable infrastructure program

- \$602.4 million for the initial elements of Parramatta Light Rail Stage 2 to commence the detailed planning process and enabling works for the delivery of a new bridge crossing the Parramatta River between Wentworth Point and Melrose Park
- \$216.4 million over four years to further refine the pre-concept design options for the Circular Quay Precinct Renewal.

Women's economic reform opportunities

- \$64.5 million to expand existing Aboriginal Child and Family Centres and build nine new centres to provide a mix of culturally safe services and support for Aboriginal and Torres Strait Islander families with children aged 0 to 8
- \$53.7 million to expand the Digital Baby Book initiative, providing real-time integration with hospital, community-based and general practice health records of children
- the Government is also working closely with the construction industry to increase women's participation, with \$20.2 million in recurrent expenditure to meet the objective of women making up 15 per cent of employees in the construction industry by 2030.

Promoting sustainability and the clean economy

- \$120.0 million for a new Reserve Establishment and Activation Fund to support the targeted acquisition of land to fill critical gaps in the national parks estate
- \$76.8 million for upgrades to National Parks and Wildlife Services firefighting capacity to support hazard reduction activities across the State's national parks.

The future economy

- \$261.9 million for the Advanced Manufacturing Research Facility in Bradfield City Centre to support industry, government and research institutions to develop, scale-up and commercialise advanced manufacturing technologies
- \$72.2 million in capital expenditure for the RNA pilot manufacturing facility to develop mRNA and RNA drugs and vaccines to combat disease and save lives.

Housing

- \$125.8 million in capital expenditure, as part of a \$149.8 million total investment, to construct 200 new and 260 upgraded homes for First Nations families, owned by the Aboriginal Housing Office and Aboriginal Community Housing Providers. This is part of the Government's broader \$2.8 billion housing package to boost supply and improve rates of home ownership across the State.

Education

- \$3.6 billion (in capital expenditure) over 10 years to introduce a high-quality universal pre-Kindergarten year for all children by 2030.

These initiatives are setting up New South Wales to face the challenges of tomorrow and secure a brighter future for families and communities across the State.

Infrastructure investment is a key component in achieving NSW Government State Outcomes, supporting the provision of Government services and improving the lives of NSW residents. Further information on how infrastructure contributes to the delivery of State Outcomes is provided in *Budget Paper No.2 – Outcomes Statement*.

The Government's successful asset recycling strategy, including investment through the Restart NSW Fund, and strong economic management has been an integral and innovative building block for a consistent transformational and record infrastructure investment. Further information on the Government's asset recycling strategy is provided in Chapter 3 of *Budget Paper No. 1 – Budget Statement*.

Significant projects continuing or commencing delivery as part of the 2022-23 Budget include²:

\$76.7 billion for transport and infrastructure, including:

- \$12.4 billion over four years for Sydney Metro West
- \$8.4 billion over four years for Sydney Metro Western Sydney Airport
- \$4.1 billion over four years for the Western Harbour Tunnel Upgrade and Beaches Link Planning
- \$1.4 billion over four years for the Coffs Harbour Bypass
- \$1.4 billion over four years for the Pacific Motorway (M1) to Raymond Terrace
- \$835.6 million over four years for the Regional Rail Fleet
- \$342.4 million over four years for the Transport Access Program
- \$216.4 million over four years to further refine the pre-concept design options for the Circular Quay Precinct Renewal.

\$11.9 billion for health infrastructure³ to plan and deliver new and upgraded hospital builds, including:

- \$1.3 billion for Bankstown Hospital
- \$615.5 million for the NSW Ambulance Infrastructure Program
- \$263.8 million for the Grafton Base Hospital Redevelopment.

\$9.2 billion for education and skills infrastructure, including:

- \$1.4 billion over the four years to 2025-26 to deliver 23 new and upgraded school projects and additional funding for the minor works program.

These projects are complemented by a significant investment across arts and culture, venues, energy, water utilities, emergency services and other important infrastructure to provide vital services for communities and support job creation. Chapter 2 of this *Infrastructure Statement* provides further details on infrastructure projects the Government is delivering.

² The estimated total cost (ETC) of projects identified in this chapter may include prior year expenditure and expenditure beyond the budget and forward estimates.

³ Health Capital Expenditure includes capital expensing amounts. Further information is provided at footnote c) of Table 1.2.

Box 1.2: Government partnering with Industry to deliver the infrastructure program

The Government's record infrastructure program is growing and renewing the State's asset base. The past two years have presented significant challenges impacting the delivery of the infrastructure program, from the ongoing impacts of COVID-19, resultant disruptions in the international supply chain, geopolitical tensions and the need to respond to, and prepare for, natural disasters. All these factors are leading to capacity, cost and timing pressures. Flexible decision making is required to ensure these risks are identified, mitigated and appropriately allocated. This is being achieved through regular engagement with industry.

Government agencies work closely with industry to deliver the program in an orderly way. They also work to adopt consistent approaches to difficult procurement and delivery challenges, including:

- Promoting transparency and visibility of upcoming procurements via publication of the NSW Major Infrastructure Project Pipeline
- Reforming procurement processes for large, complex infrastructure projects as set out in the Premier's Memorandum on Procurement for Large, Complex Infrastructure Projects and its guiding Framework. Examples of practices include de-risking projects through early works and early market engagement, dividing large, complex infrastructure projects into smaller packages to increase potential participation by a wider variety of firms, recognising elements of works that cannot be readily priced in lump sums and reducing costs of tendering
- Working in partnership with industry to ensure a safe re-opening of the construction sector following the COVID-19 construction pause in 2021 and supporting settlement of claims through consistent commercial guidelines
- Developing a consistent NSW Government position on a range of commercial contractual issues for infrastructure projects, including reliance on pre-contract information, liability arrangements, interface risk management, timely resolution of issues and professional indemnity insurance
- Bringing together industry participants to progress construction industry culture, diversity and well-being initiatives, including partnering with industry to meet Infrastructure Skills and Legacy Program (ISLP) targets and piloting the five-day work week on the Concord Hospital project
- Coordinating a whole of Government approach to environmental sustainability and Net Zero initiatives relating to infrastructure and the construction industry, including alignment on pilot projects across the sector and market sounding initiatives to determine the capacity to absorb proposed approaches.

Delivering for regional communities

The 2022-23 Budget continues to focus on delivering infrastructure in regional and rural NSW. The Government's significant regional infrastructure investment responds to the challenges that confront the people and towns of regional New South Wales, including flood, bushfires, drought and the COVID-19 pandemic. Important projects being delivered for regional communities include:

- \$3.2 billion over four years for the Great Western Highway Upgrade to reduce congestion and deliver a safer, more efficient and reliable journey through the Blue Mountains
- \$885.1 million over four years for the Newell Highway Upgrade, including 40 new overtaking lanes, New Dubbo Bridge and the Parkes Bypass
- \$835.0 million for the John Hunter Health and Innovation Precinct to provide industry-leading facilities and transform healthcare services for Newcastle, the Greater Hunter region and northern NSW communities
- \$391.3 million for the Snowy Mountains Special Activation Precinct (including \$25.0 million Pre-Delivery works) to leverage the region's unique cultural and environmental attributes and establish a resilient year-round tourism destination
- \$200.0 million for the Bathurst Health Service Redevelopment to meet projected demand for a range of inpatient and ambulatory care services
- \$193.9 million for the Moree Special Activation Precinct (including \$25.0 million Pre-Delivery works) to create a thriving business hub in Australia's most productive grain region
- \$56.4 million for the Dorrigo Escarpment Walk and the Arc Rainforest, to construct a new four-day walk through World Heritage rainforest in the Dorrigo National Park
- \$52.7 million for the Regional Police Station Program to build two new police stations in Byron Bay and Port Macquarie and deliver modern policing facilities
- new investment in regional schools including the Gillieston Public School redevelopment, the new primary school in Albury Thurgoona, the Dubbo Primary School Community Group Renewal and the Bathurst Secondary School Community Group Renewal.

The Government remains committed to investing 30 per cent of the \$37.7 billion Restart NSW Fund (forecast as at 30 June 2022) in regional infrastructure over the life of the fund. This is in addition to \$4.2 billion from the Snowy Hydro Legacy Fund which is delivering major transformative infrastructure projects across regional New South Wales.

For more detailed information on the Government's investment in regional areas, see the *Regional NSW* budget publication.

1.2 WestInvest – improving liveability in Western Sydney

The Government's \$5.0 billion WestInvest program is funding transformational infrastructure projects across Western Sydney, home to one of the fastest growing and most diverse populations in the nation. Projects will improve the liveability of communities, making a real difference to the quality of life in 15 eligible Local Government areas.

The WestInvest program includes \$3.0 billion for State Government projects and \$2.0 billion for Community projects.

Funding will be made available for infrastructure projects aligned with the six focus areas:

 Quality Green and Open Spaces	 Community Infrastructure	 School modernisation
<p>More parks and healthier natural environments that encourage active lifestyles, restore biodiversity and improve access to the environment. Cleaner natural waterways with improved access for recreation.</p>	<p>Improved access to quality sport, recreation and other community facilities that bring people together and enable a diverse range of activities.</p>	<p>State-of-the-art, cooler and accessible education facilities that can adapt to evolving learning standards and student needs.</p>
 Arts and cultural facilities	 High Street Activation	 Local traffic programs
<p>A broader range of arts and culture venues that reflect the diversity of Western Sydney, encouraging inclusive and regular community participation.</p>	<p>Increasing the vibrancy of precincts to increase footfall for businesses. Targeted improvements to public amenities allowing easier access to essential goods and services within walking distance.</p>	<p>Local streets are more comfortable, accessible and safer for people with diverse use needs, including walking, wheeling and cycling.</p>

Funding for WestInvest projects is provided through the Community Services and Facilities Fund, established under the *NSW Generations Fund Act 2018*.

\$3.0 billion State Government projects

A total of \$3.0 billion will be made available to NSW Government agencies to deliver transformational projects aligned with the six focus areas.

The 2022-23 Budget includes funding for the initial tranche of State Government projects, an allocation of \$478.2 million to support the modernisation of schools in Western Sydney. The program of works will deliver a broad range of capital investment to renew existing school assets and provide additional teaching spaces through the following nine projects:

- Austral Public School Upgrade
- Condell Park High School Upgrade
- Leppington Public School Upgrade
- Parramatta East Public School Upgrade
- Riverbank Public School Upgrade – Stage 3
- Rouse Hill High School Upgrade
- Schofields Public School Upgrade
- Sir Joseph Banks High School Upgrade
- Telopea Public School Upgrade.

Further project approvals through the State Government allocation of WestInvest will be determined in the second half of 2022.

\$2.0 billion Community Projects

A total of \$2.0 billion is being made available for community project grants. Approximately \$400.0 million will be allocated directly to the 15 eligible Local Councils to advance local projects. Approximately \$1.6 billion will be allocated through a competitive grants process to non-government organisations, Local Aboriginal Land Councils, charitable organisations, community groups, not-for-profits and local councils.

Successful projects through the competitive grants process are expected to be determined from November 2022.

Box 1.3: Have your say – informing WestInvest

Western Sydney residents are informing the delivery of WestInvest through the 'Have Your Say' survey.

In February 2022, Western Sydney residents were asked to put forward ideas for liveability enhancing projects that would make a real difference to the everyday lives of local communities. More than 5,400 people submitted a response, with 11,336 ideas generated.

Suggestions from the community ranged from walking and cycling paths, multicultural centres, museums celebrating food and culture, swimming pools and footbridges over cleaner rivers.

The feedback received through the 'Have Your Say' survey will help inform the assessment of projects through the WestInvest program, ensuring that projects funded meet the needs of the community and make a real difference to the lives of Western Sydney residents.

1.3 Four-year capital program

The Government's capital investment program is forecast to be \$112.7 billion over four years to 2025-26. Table 1.1 provides a reconciliation of capital expenditure between the 2021-22 Budget and the 2022-23 Budget.

Movements in the profile of capital expenditure across years for individual projects are captured at an aggregate level in parameter and other variations. These variations are the result of changes to the cost and timing of infrastructure projects that are largely outside Government control. Examples include changes in economic conditions, variations to Commonwealth Government grants, and accounting and technical adjustments (including accounting standard changes). The parameter and other variations estimates in Table 1.1 take into account central adjustments for capital slippage as informed by historical data.

COVID-19 has presented significant challenges for the construction sector, including demand for labour, skill shortages and price pressures on materials. These challenges are impacting project delivery timeframes throughout the Government's infrastructure program. Further information on how Government is working with the construction industry to mitigate these challenges is provided in Box 1.2 of this *Infrastructure Statement*.

Table 1.1 shows that capital expenditure has increased from a projected \$25.4 billion in 2021-22 to \$29.2 billion in 2022-23. Drivers of this increase include new funding for the NSW Ambulance Infrastructure Program, Parramatta Light Rail Stage 2, Circular Quay Precinct Renewal, and COVID-19 associated infrastructure delivery delays and cost overruns.

Table 1.1: Capital expenditure reconciliation

	2021-22 Revised \$m	2022-23 Budget \$m	2023-24 \$m	2024-25 Forward Estimates \$m	2025-26 \$m
Capital – 2021-22 Budget	30,350	29,435	26,029	22,733	N/A
Capital measures^(a)	86	2,084	1,097	893	N/A
Parameter and other variations^(b)	(607)	(1,229)	(574)	105	N/A
Capital – 2021-22 Half Yearly Review	29,829	30,290	26,552	23,731	N/A
Capital measures^{(a)(c)}	(251)	1,742	3,247	2,524	3,029
Parameter and other variations^{(b)(c)}	(4,200)	(2,790)	(274)	1,387	N/A
Capital – 2022-23 Budget	25,378	29,242	29,525	27,642	26,282

(a) Includes the estimated impact of spending funds committed and reserved in Restart NSW.

(b) Includes timing adjustments related to movements in project delivery schedules. Also includes central adjustments for capital slippage as informed by historical data.

(c) Figures may be different to the print version of BP3 due to reclassifications made after printing.

Breakdown of the capital program

Table 1.2 details the breakdown of capital expenditure by cluster. The majority of the program is comprised of the Government's investment in transport infrastructure, which includes large scale projects such as Sydney Metro West, the Western Harbour Tunnel and the Great Western Highway Upgrade. The program also includes record investments in Health and Education infrastructure over the four years to 2025-26 across New South Wales.

More information on individual agency capital programs is provided in Chapter 5 (general government agencies) and Chapter 6 (public non-financial corporations).

Table 1.2: Non-financial public sector capital spending by cluster^(a)

	2022-23	2023-24	2025-26	2025-26	Four-year total	
	Budget	Forward Estimates			\$m	%
	\$m	\$m	\$m	\$m		
Transport and Infrastructure ^(b)	21,344	22,087	19,207	14,029	76,667	68.0
Health ^(c)	2,847	3,132	3,078	2,222	11,279	10.0
Education and Skills	2,989	2,720	2,291	1,193	9,193	8.2
Planning and Environment	1,333	1,024	672	424	3,453	3.1
Stronger Communities	1,111	639	593	552	2,895	2.6
Enterprise, Investment and Trade	699	611	387	535	2,232	2.0
Treasury	384	606	477	446	1,913	1.7
Customer Service	625	378	329	141	1,474	1.3
Regional NSW	432	299	307	52	1,092	1.0
Other ^(d)	(2,523)	(1,971)	299	6,687	2,492	2.2
Total^(e)	29,242	29,525	27,642	26,282	112,690	100.0

(a) Numbers represented in the table are on an eliminated Government Sector basis. This table does not align with individual agency reporting elsewhere in these Budget Papers which is done on an uneliminated basis.

(b) Includes Transport and Infrastructure cluster PNFC agencies.

(c) Health uneliminated spending on capital is forecast to total \$11.9 billion over the four years to 2025-26. Table 1.2 does not include \$179.1 million in 2022-23, \$137.0 million in 2023-24, \$166.0 million in 2024-25 and \$141.0 million in 2025-26 for minor capital spending for the construction of health capital projects which fall below a capitalisation threshold and are not reported as capital expenditure.

(d) Comprises energy, water and property PNFC agencies. 2022-23 budgets are set out in Chapter 6. Also includes provisions and slippage forecasts not allocated to an agency.

(e) Spending excludes capital expenditure by public financial corporations.

1.4 Funding the delivery of infrastructure

The State's capital program of \$112.7 billion over four years to 2025-26 is funded by a range of sources including:

- State funding, comprising:
 - State sources (including WestInvest) which encompass taxation, other own-source State revenues and borrowings (\$75.6 billion)
 - Restart NSW (including the Rebuilding NSW plan) which encompass asset recycling proceeds, windfall tax revenues and the issuing of Waratah Bonds (\$5.4 billion)⁴.
- Public non-financial corporations (PNFC) sources (including from own source revenue, equity, retained earnings and borrowings) (\$16.8 billion)
- Commonwealth Government grants (\$14.9 billion).

⁴ Restart NSW is forecast to have \$37.7 billion of inflows as at 30 June 2022.

Chart 1.2: Summary of capital expenditure and funding sources – 2022-23 to 2025-26



As shown in Chart 1.2, the capital program comprises \$88.4 billion from the general government sector and \$24.3 billion from the PNFC sector.

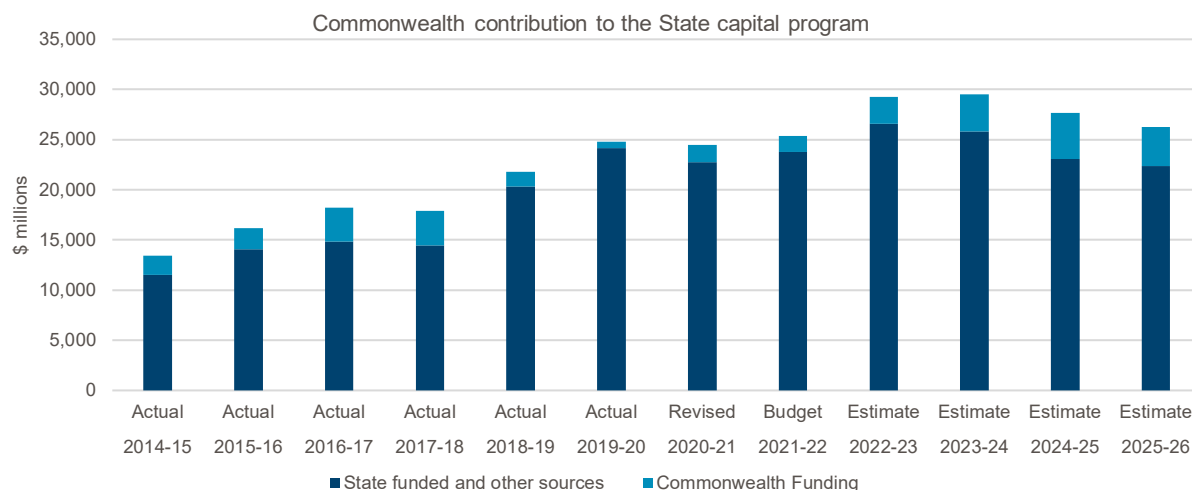
State funding

The total state funded program, comprising state sources and Restart NSW, is forecast to be \$81.0 billion over the four years to 2025-26. This captures the Government’s important investments in new and upgraded schools, hospitals, road and transport networks and emergency services and cultural infrastructure.

Commonwealth Government funding

The Commonwealth Government will contribute \$14.9 billion to the NSW infrastructure program over the four years to 2025-26. Chart 1.3 shows the Commonwealth’s contribution as a proportion of the total state capital program over the years 2014-15 to 2025-26.

Chart 1.3: Commonwealth contribution to the State capital program 2014-15 to 2025-26



The 2022-23 Commonwealth Budget included additional funding for a range of NSW infrastructure projects (see Box 1.4 for further details). As a result of this increase in funding, contributions from the Commonwealth Government are forecast to increase over the four years to 2025-26.

Box 1.4: 2022-23 Commonwealth Budget

The New South Wales and Commonwealth Governments are working together to accelerate the delivery of vital infrastructure across the State.

As part of its 2022-23 Budget, the Commonwealth Government announced additional funding for a range of road and rail projects. The 2022-23 New South Wales Budget reflects this additional funding as well as an increase in State funding for projects including:

- \$420.0 million to upgrade the Pacific Highway through the Wyong Town Centre
- \$150.0 million over four years for safety and capacity improvements to Wakehurst Parkway
- \$266.0 million over four years to widen approximately 2.2 kilometres of Mulgoa Road between Blaikie Road and Union Road.

These jointly delivered projects will support local economies while also improving key transport corridors to keep New South Wales moving.

1.5 Existing assets and maintenance program

Existing assets

The Government's asset base plays a critical role in the provision of high-quality services. Recent record investment has coincided with changes to the patterns of working and living, driven by the rapid adoption of new technologies and the COVID-19 pandemic.

Table 1.3 shows that the State's asset base continues to grow and adapt to meet changing customer needs and usage patterns. The State's physical assets are estimated to have a value of \$427.3 billion as at 30 June 2022, representing an increase of \$35.8 billion from 30 June 2021.

Table 1.3: State owned physical assets: value by sector ^{(a)(b)}

As at 30 June	2019 Actual \$m	2020 Actual \$m	2021 Actual \$m	2022 Revised \$m	2023 Budget \$m
General Government Sector	221,100	254,874	272,058	294,648	312,126
Public Non-Financial Corporations	130,856	134,929	118,886	132,669	138,131
Total ^(c)	351,956	389,803	391,487	427,317	450,258

(a) Net of accumulated depreciation.

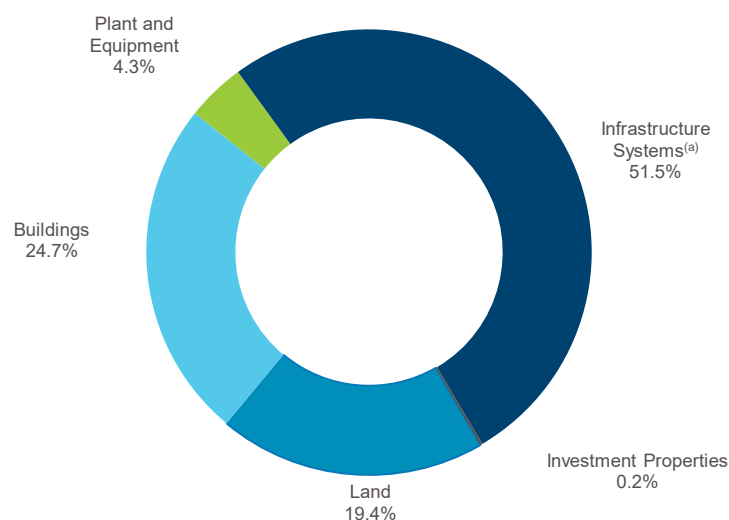
(b) Includes investment properties.

(c) Consolidated total may not equal the sum of the individual sectors due to differences in classification between the individual sectors and the consolidated sector.

NSW Government agencies are continuing the implementation of the *Asset Management Policy for the NSW Public Sector (TPP19-07)*. The policy aims to optimise the benefits derived from use of the State's asset portfolio and to ensure infrastructure spending is prioritised in a way that supports the needs of NSW communities.

Chart 1.4 details the components of the State's physical assets. The largest component as at 30 June 2021 was infrastructure systems (\$201.7 billion). The remaining components comprise buildings (\$96.7 billion), land (\$75.8 billion), plant and equipment (\$16.7 billion) and investment properties (\$0.6 billion).

Chart 1.4: State owned physical assets: value by type, as at 30 June 2021



(a) Infrastructure Systems are assets that comprise public facilities and provide essential services. They also enhance the productive capacity of the economy, including roads, bridges, and water infrastructure and distribution works.

Infrastructure maintenance

Agencies maintain their infrastructure to support the delivery of high-quality services. Ongoing investment in maintenance is vital to ensure the State's asset base remains fit-for-purpose and is able to achieve the service delivery outcomes people need.

Table 1.4 shows the forecast maintenance expenditure estimates for the general government and PNFC sectors across the four years to 2025-26. The forecast increase in maintenance expenditure is primarily driven by increased funding allocated for maintenance of NSW public schools and State-owned social housing.

Table 1.4: Maintenance expenses^(a)

	2021-22		2022-23	2023-24	2024-25	2025-26
	Budget	Revised	Budget	Forward estimates		
	\$m	\$m	\$m	\$m	\$m	\$m
General Government Sector	1,946	1,996	2,498	2,336	2,160	2,242
Public Non-Financial Corporation Sector	2,184	2,137	2,393	2,467	2,494	2,441
Total	4,130	4,132	4,891	4,803	4,654	4,683

(a) Total spending may not equal the total of general government and PNFC expenditure due to intra-sector purchases.

1.6 Infrastructure investment frameworks

The Government's capital investment is guided by the rigorous analysis and stakeholder consultation captured in key strategies and plans including *Staying Ahead: State Infrastructure Strategy 2022-2042*, *the Future Transport Strategy 2056*, *Digital NSW: Designing our Digital Future* and the *Regional Development Framework*. These documents explore investment opportunities and guide Government decision making to bring together infrastructure investment, precinct and land-use planning for cities and regions.

Box 1.5: Staying Ahead: State Infrastructure Strategy 2022-2042

Released in May 2022, *Staying Ahead: State Infrastructure Strategy 2022-2042 (2022 SIS)* sets out Infrastructure NSW's independent advice on the infrastructure needs and priorities for NSW over the next 20 years and beyond.

The NSW Government has made a significant infrastructure investment in recent years, with numerous major metropolitan and regional projects delivered and more due to be completed over coming years. Many of these projects were identified and recommended in previous iterations of the State Infrastructure Strategy.

The 2022 SIS acknowledges investment to date, and identifies the long-term challenges and opportunities facing NSW that will require a combination of infrastructure and policy responses by the NSW Government. Examples include embedding resilience into new and existing assets, managing major transitions underway in the energy and water sectors, and increasing the focus on technology upgrades.

The NSW Government is currently considering the 57 recommendations of the 2022 SIS. The recommendations are framed by the following 9 long-term objectives:

1. Boost economy-wide productivity and competitiveness
2. Service growing communities
3. Embed reliability and resilience
4. Achieve an orderly and efficient transition to Net Zero
5. Enhance long-term water security
6. Protect our natural endowments
7. Harness the power of data and digital technology
8. Integrate infrastructure, land use and service planning
9. Design the investment program to endure.

2. BUILDING NEW SOUTH WALES FOR TODAY AND FOR THE FUTURE

The 2022-23 Budget maintains the Government's commitment to investing in infrastructure. With a record estimated infrastructure program of \$112.7 billion, investments made today will ensure New South Wales remains the best place to live, work and raise a family.

Building the right infrastructure is foundational to a strong, productive economy and the liveability of the state. Unprecedented challenges over the past year (including major floods and COVID-19) have highlighted the critical role of productive infrastructure in supporting the well-being of the community.

Highlights of the Government's current infrastructure pipeline include: \$76.7 billion for public transport and infrastructure, \$11.9 billion for health infrastructure¹, \$9.2 billion for schools and skills infrastructure and \$2.9 billion to meet the Government's commitment to build stronger communities.

¹ Health spending on infrastructure over the next four years includes \$623.1 million of capital expensing from the Ministry of Health's expense budget and \$448.3 million for lease acquisitions.

2.1 Key infrastructure projects new and underway



Customer Service

The Customer Service cluster is committed to providing trustworthy, effective and easy-to-use services for customers and communities, no matter who they are, where they are or what they need. This includes delivering world-class services in person, online and over the phone, as well as improving the digital availability, reliability and security of NSW Government platforms, information and services.

\$1.5 billion	Capital Expenditure to 2025-26
\$625.2 million	Capital Expenditure 2022-23

This Budget upholds the NSW Government’s commitment to investing in whole-of-sector digital information and communication technology to improve services for the people of New South Wales. A key ongoing initiative towards this goal is the Digital Restart Fund, which continues to promote a progressive, whole-of-sector approach to digitalisation, enabling clusters to drive productivity and efficiency.

This Budget includes \$1.5 billion in capital spending for Customer Service initiatives and projects over the four years to 2025-26.

Box 2.1: Centralised Mission Critical Emergency Services Paging Network

An additional \$145.7 million (\$60.3 million in capital) will be invested in the NSW Government Telecommunications Authority (the NSW Telco Authority) to consolidate, upgrade and construct a Centralised Mission Critical Emergency Services Paging Network. The investment aims to improve the efficiency and effectiveness of front-line workers when responding to fires and other emergencies.

Upgrades to the network will streamline asset use and improve accountability of performance and customer service, addressing concerns with an ageing network that is approaching the end of its useful life, as well as the issues resulting from the procurement of major network elements by different government agencies. The NSW Telco Authority will leverage the ongoing work on the Critical Communications Enhancement Program (CCEP) to reduce construction costs per site and expedite rollout of the paging network.

These works are consistent with the recommendations of the NSW Bushfire Inquiry into the 2019-20 bushfires and Royal Commission into Natural Disaster Arrangements 2020. These reports identified the detrimental impacts of mobile communications outages, and the need for simple methods of communicating during fire and other emergencies.

Table 2.1: Key new Customer Service projects commencing in 2022-23 included in this Budget:

Project	Investment
Centralised Mission Critical Emergency Services Paging Network	
Construction, upgrades and consolidation of existing agency networks for a Centralised Mission Critical Emergency Services Paging Network will improve the efficiency and effectiveness of front-line workers when responding to fires and other emergencies (see Box 2.1).	\$145.7 million (ETC)
Live NSW (Spatial Digital Twin)	
Building a cross sector collaborative environment (shared digital platform) for visual location information (mapping) in a four-dimensional model to support decision making across utilities, land use, and planning.	\$31.3 million (ETC)

Table 2.2: Key Customer Service projects continuing in this Budget:

Project	Investment
Critical Communications Enhancement Program – Stage 4	
Consolidation of separate Government-owned radio networks will facilitate a co-ordinated Government response to critical incidents and emergencies.	\$660.2 million (ETC)
Critical Communications Enhancement Program – Stage 3	
Consolidation of around 70 separate agency radio networks into one shared network under the State's existing Government Radio Network will deliver greater access to public safety standard radio communications for the State's first responders and essential service agencies.	\$216.9 million (ETC)
Modern Licensing and Compliance Program	
This initiative works towards delivery of additional digital licence scheme products to make it easier for citizens and businesses to gain authorisation to perform an activity, and regulators to manage licences and compliance effectively.	\$104.3 million (ETC)
Complaints, Compliance & Enforcement Program	
A set of reforms to complaints handling, compliance activities, and investigations and enforcement at SafeWork and Fair Trading NSW will deliver smarter and more customer-centric digital solutions that reduce red tape and enhance business productivity across New South Wales.	\$28.9 million (ETC)
New Service NSW service centres	
Expansion of the Service NSW footprint throughout local communities will improve customers' access to government services. This initiative forms part of the NSW Government's election commitment to deliver 10 new Service NSW centres.	\$14.9 million (ETC)
Mobile Service Centre Program – Two new buses	
Expansion of the mobile service centre program will provide increased access to all services offered through the Service NSW network in rural and regional New South Wales.	\$1.7 million (ETC)

Box 2.2: The Digital Restart Fund: ensuring government services capitalise on the best technologies

The NSW Government continues to innovate with digital services to lead the way in developing digital government. The Digital Restart Fund was first established in 2019 with a funding pool of \$100 million, which was boosted to a \$2.1 billion in June 2021. Since the Half Year Review, new investments have been allocated from the Fund. Highlights include:

- \$33.1 million allocated to nine initiatives across multiple NSW Government agencies (including the Department of Planning and Environment, the NSW Electoral Commission and NSW Education Standards Authority) to uplift the security of operating systems and applications. These initiatives will allow agencies to manage cyber threats more proactively.
- \$38.8 million (over two years) towards the e-Regulation platform, including the delivery of a single case management system for regulators and businesses in New South Wales.
- \$19.8 million (over three years) for the Valnet Framework Refresh Program, which is an interactive platform for land valuation data and represents a digital solution to replace a 20-year old legacy system and manual processes.
- \$20 million (over two years) for the Digital Access to Care, Customers at the Centre of their Care Program, which delivers an improved platform for local health districts to manage inbound patient referrals. This will provide the community with greater flexibility and an improved experience when accessing care in and out of hospital.
- \$20 million (over two years) to integrate the current stand-alone Health Outcomes and Patient Experience (HOPE) Platform with local health district electronic medical records. The integrated platform will be made available to additional patient groups and improve patient care.

Pages 5-5 to 5-7 of Chapter 5 of this Infrastructure Statement lists the major capital projects and minor works for the Customer Service cluster, including the ETC, estimated expenditure to 30 June 2022, and 2022-23 allocation.



Education and Skills

This Budget continues the Government's record level of investment in Education infrastructure, committing \$8.6 billion into schools and \$535.8 million into skills over the next four years (to 2025-26).

\$9.2
billion

Capital
Expenditure to
2025-26

The NSW Government is investing in high quality learning environments, which include new and upgraded schools, allowing students across New South Wales to thrive and reach their potential. Investment across TAFE NSW campuses, including Coffs Harbour and Kingscliff, supports skills delivery in line with the needs of industry, ensuring workers are job-ready in a modern economy.

\$3.0
billion

Capital
Expenditure
2022-23

The 2022-23 Budget includes an additional \$1.6 billion in new capital expenditure (including \$1.4 billion over the four years to 2025-26) that will deliver 23 new and upgraded school projects and additional funding for the minor works program to ensure continued compliance with work health and safety, disability access, land acquisitions and improvements to facilities to meet industry standards.

This includes \$478.2 million to support the modernisation of schools in Western Sydney, funded through the NSW Government's new \$5.0 billion WestInvest Fund. This program of works will deliver a broad range of capital investment to modernise existing school assets and provide additional teaching spaces. This will transform the way children learn in Western Sydney, setting them up for life in the future economy. The nine projects include:

- Austral Public School
- Condell Park High School
- Leppington Public School
- Parramatta East Public School
- Riverbank Public School
- Rouse Hill High School
- Schofields Public School
- Sir Joseph Banks High School
- Telopea Public School

The NSW Government is also investing an additional \$1.2 billion for maintenance at public schools, including an additional \$480.3 million (recurrent) in 2022-23, taking total planned maintenance investment to \$2.2 billion over four years.

See Box 2.3 for a list of new projects in this Budget and further information on the Government's record education program.

Box 2.3: Investing in a record school infrastructure program

For more information see <https://www.schoolinfrastructure.nsw.gov.au>

New Schools and Upgrades

- Albury Thurgoona (new primary school)
- Austral Public School Upgrade
- Bathurst Secondary School Community Group Renewal
- Concord High School Upgrade
- Condell Park High School Upgrade
- Dubbo Primary School Community Group Renewal
- Gables (new primary school)
- Gillieston Public School (redevelopment)
- Leeton Primary School Community Group Renewal
- Lennox Head Public School (relocation)
- Leppington Public School Upgrade
- Macquarie Park (new primary school)
- Melonba (new primary school)
- Melrose Park Public School (redevelopment)
- Nirimba Fields (new primary school)
- Parramatta East Public School Upgrade
- Riverbank Public School Upgrade - Stage 3
- Rouse Hill High School Upgrade
- Schofields Public School Upgrade
- Sir Joseph Banks High School Upgrade
- Telopea Public School Upgrade
- Ulladulla High School Upgrade
- Ulladulla/Milton Primary School Community Group Renewal

Ongoing works – New and Upgraded Schools

- Bangalow Public School Upgrade
- Bankstown North Public School Upgrade
- Bexhill Public School Upgrade
- Birrong Boys and Girls High School Upgrade
- Bletchington Public School Upgrade
- Bomaderry High School Upgrade
- Budawang School (relocation)
- Bungendore High School
- Canterbury Boys High School Upgrade
- Canterbury South Public School Upgrade
- Carlingford West Public School Upgrade
- Castle Hill Public School Upgrade
- Cecil Hills High School Upgrade
- Centre of Excellence for Agricultural Education
- Chatswood (new primary school)
- Chatswood Public School and High School Upgrade
- Cranebrook High School Upgrade
- Cronulla High School Upgrade
- Cumberland High School Upgrade
- Darcy Road Public School Upgrade
- Darlington Public School Upgrade
- Eastwood Public School Upgrade
- Edmondson Park (new high school)
- Edmondson Park (new primary school)
- Engadine High School Upgrade
- Epping (new primary school)
- Epping West Public School Upgrade
- Fairvale High School Upgrade
- Fort Street Public School Upgrade
- Galungara Public School Upgrade - Stage 2
- Girraween Public School Upgrade
- Gledswood Hills Public School – Stage 2
- Glenmore Park High School Upgrade
- Glenwood High School Upgrade
- Googong Public School
- Green Square Public School
- Gregory Hills (new primary school)
- Harrington Park Public School Upgrade
- Hastings Secondary College Upgrade
- Hunter River High School Upgrade
- Hurlstone Agricultural High School Upgrade - Stage 2
- Irrawang High School Upgrade
- Jannali East Public School Upgrade
- Jerrabomberra High School
- Jindabyne Education Campus
- John Palmer Public School Upgrade
- Jordan Springs Public School Upgrade – Stage 2
- Kingscliff High School Upgrade
- Kingscliff Public School Upgrade
- Liverpool Boys and Girls High School Upgrade
- Liverpool West Public School Upgrade
- Liverpool West Public School Upgrade – Stage 2
- Macquarie Park Education Campus
- Manly Village Public School Upgrade
- Marsden Park (new high school)
- Matthew Pearce Public School Upgrade
- Middle Head Environment Education Centre
- Millthorpe Public School Upgrade
- Milperra Public School Upgrade
- Mona Vale Public School Upgrade
- Moruya High School Upgrade
- Mosman High School Upgrade
- Mulgoa Rise Glenmore Park (new primary school)
- Murrumbateman Public School
- Murrumbidgee Regional High School Upgrade – Stage 2
- Murwillumbah Education Campus
- Muswellbrook South Public School Upgrade
- Narrabeen Education Campus
- Nepean Creative and Performing Arts High School Upgrade
- Neutral Bay Public School Upgrade
- New Environmental Education Centre (Penrith Lakes)
- New school in Liverpool electorate
- Newcastle Education Campus
- North Sydney Public School Upgrade

Ongoing works – New and Upgraded Schools (cont.)

- Oran Park Public School Upgrade - Stage 2
- Orange Grove Public School Upgrade
- Pendle Hill High School Upgrade
- Picnic Point High School Upgrade
- Punchbowl Public School Upgrade
- Queanbeyan West Public School Upgrade
- Randwick Boys and Girls High School Upgrade
- Rhodes East (new primary school)
- Richmond High School Upgrade – Richmond Agricultural College
- Rydalmere Education Campus
- Samuel Gilbert Public School Upgrade
- Seven Hills High School Skills Upgrade
- South Nowra/Worrigee (new primary school)
- South West Sydney, new selective high school
- St Leonards Education Precinct – Stage 1
- Stanwell Park Public School Upgrade
- Tallawong (new primary school)
- Teven-Tintenbar Public School Upgrade
- The Forest High School (Relocation)
- Tweed Heads South Public School Upgrade
- Tweed River High School Skills Upgrade
- Tweed River High School Upgrade
- Wee Waa High School Upgrade
- Wentworth Point (new high school) - (formerly 'Sydney Olympic Park new high school')
- Wentworth Point Public School Upgrade – Stage 2
- Wentworthville Public School Upgrade
- Westmead South (new primary school)
- Wilton Junction (new primary school)
- Wilton Public School Upgrade
- Yanco Agricultural High School Upgrade
- Yass High School Multi-Purpose Hall Upgrade
- Young High School Upgrade

Programs

- Cooler Classrooms
- Co Funded Metropolitan and Regional School Renewal Program
- LED Lighting Upgrade Program
- Maintenance Program
- Minor Works Program
- Rural Access Gap Direct Intervention Package
- Smart Energy Schools Pilot

Table 2.3: Key Education and skills projects continuing in this Budget:

Project	Investment
TAFE Asset Renewal Program (ARP)	
The Asset Renewal Program will ensure the timely replacement of assets across TAFE campuses, enhancing student experience and creating modern learning spaces. The program will improve facilities, upgrade teaching equipment, and support overall sustainability of TAFE's asset portfolio.	\$139.0 million (ETC)
Institute of Applied Technology (IAT) for Construction (TAFE)	
TAFE NSW is delivering the Institute of Applied Technology for Construction at the TAFE NSW Nepean-Kingswood campus in Western Sydney to provide specialised training in fields like construction, carpentry, electrical and plumbing.	\$80.4 million (ETC)
Edmondson Park (new primary school)	
The new primary school in Edmondson Park for up to 1,000 students and will include 44 teaching and learning spaces, four support classrooms, and two preschool rooms.	\$70.0 million (ETC)
Upgrade to Epping West Public School	
A project is underway to upgrade Epping West Public School. The project will deliver new classrooms and an administration facility, refurbishment and renovation work to existing buildings facilities. The project will utilise modular construction methods.	\$34.8 million (ETC)
Samuel Gilbert Public School	
The upgrade to Samuel Gilbert Public School will deliver 25 additional new permanent learning spaces, a new library, a new hall with separate access for community use, new staff and administration facilities, creation of a new connection to the existing campus, and removal of demountable classrooms.	\$32.6 million (ETC)
Smart Energy Schools Pilot	
The Smart Energy Schools Pilot is testing new ways to produce, store and share clean, renewable energy in NSW public schools. The program is the largest of its kind in Australia with around 4,600 solar panels and 3,200 kilowatt hours of battery energy storage capacity being installed at 60 public schools.	\$10.0 million (ETC)
Cumberland High School	
Cumberland High School's upgrade is being designed to include 102 learning spaces including new wood workshops, sport and performance space, visual art spaces, new multipurpose hall, new library, new multipurpose sports courts, new canteen and new and refurbished staff and administration facilities.	n.a

Pages 5-8 to 5-15 of Chapter 5 of this Infrastructure Statement lists the major capital projects and minor works for the Education cluster, including the ETC, expenditure to 30 June 2022, and 2022-23 allocation.



Enterprise, Investment and Trade

The Enterprise, Investment and Trade cluster drives investment and new jobs in New South Wales by attracting and supporting innovative and prosperous industries. These help to ensure New South Wales remains future focused and competitive in an increasingly digital and rapidly evolving global economy.

The cluster places the State's key cultural, sports, hospitality, entertainment and tourism agencies alongside leading economic development and investment attraction organisations, which will drive long-term economic transformation and a future economy.

This Budget includes capital investment of \$2.2 billion in Enterprise Investment and Trade over the four years to 2025-26. This will help create prosperity and opportunities for the 8 million people who call New South Wales home.

\$2.2
billion

Capital
Expenditure to
2025-26

\$698.5
million

Capital
Expenditure
2022-23

Table 2.4: Key new Enterprise, Investment and Trade projects commencing in 2022-23 included in this Budget:

Project	Investment
<p>Advanced Manufacturing Research Facility (AMRF)</p> <p>A new state-of-the-art facility will be established within Bradfield City Centre. It will support industry, government and research institutions to collaborate, develop, scale up and commercialise advanced manufacturing technologies by providing specialist equipment and workspaces, and other services.</p>	\$261.9 million (ETC)
<p>RNA pilot manufacturing facility</p> <p>New South Wales is set to lead Australia with a first-of-its-kind pilot facility to develop mRNA and RNA treatments for human and animal diseases. The \$95.8 million facility (including \$72.2 million in capital expenditure) will be established in partnership with all universities in New South Wales and the Australian Capital Territory, and include laboratories and pre-clinical trial spaces that facilitate early-stage RNA-based drug development.</p>	\$72.2 million (ETC)
<p>New Lake Macquarie Sport and Recreation Centre Project</p> <p>Construction of the new Lake Macquarie Centre at the old Morisset Hospital site, to replace the old Myuna Bay Centre and to support the needs of the local community.</p>	\$40.0 million (ETC)
<p>Cultural Institutions Asset Maintenance Fund</p> <p>Establishment of the Fund will support asset renewal and critical maintenance for cultural institutions including the Sydney Opera House and the Art Gallery of NSW, promoting high quality visitor experiences and collections management.</p>	\$37.9 million (ETC)
<p>National Art School Precinct Renewal</p> <p>Commencement of planning for the realisation of a recently completed Masterplan to significantly improve the functional art educational spaces and create an arts education precinct in Darlinghurst. The Government contribution to this project is \$9.4 million.</p>	\$21.7 million (ETC)
<p>Sydney International Regatta Centre Replacement of Electronic Timing System</p> <p>Replacement of the electronic timing system that enables the Regatta Centre to continue hosting competitive regattas including international events. Due for completion in 2023.</p>	\$3.6 million (ETC)

Project	Investment
Combat Sports Registration System enhancements	
Enhancements to the Combat Sports Registration System will provide more accessible, affordable, safer and world-class combat sports registration services in New South Wales.	\$1.4 million (ETC)
Penrith Stadium Redevelopment	
Redevelopment of Penrith Stadium will turn it into a world-class suburban sport, entertainment and community venue.	n.a.

Table 2.5: Key Enterprise, Investment and Trade projects continuing in this Budget:

Project	Investment
Bradfield City Centre Stage 1 Enabling Works	
Early works and site preparation will be undertaken for the Bradfield City Centre, which will be situated on the doorstep of the new Western Sydney International (Nancy-Bird Walton) Airport.	\$870.0 million (ETC)
New Powerhouse Museum in Parramatta and expansion of the Museum of Discovery Centre in Castle Hill	
Modern exhibition spaces will be delivered to support the constantly changing program of exhibitions and showcase the Powerhouse collections. Works are due for completion in 2025 subject to procurement of main works contractor.	\$840.0 million (Government Contribution)
Sydney Football Stadium Redevelopment	
Redevelopment of the Sydney Football Stadium into a modern, world class venue ensures Sydney has a sporting and entertainment precinct of an international standard and that New South Wales remains the number one choice for sporting and entertainment events (due for completion in 2022).	\$828.0 million (ETC)
Sydney Modern	
The Art Gallery of New South Wales will be transformed into a campus comprising two buildings connected by an Art Garden. This will almost double the exhibition space and is due to be opened to the public in December 2022.	\$344.3 million (ETC)
Arts Maintenance and Upgrades Program	
The fund was established in 2022 to improve the accessibility, sustainability and functionality of arts and cultural infrastructure across New South Wales.	\$103.8 million (ETC)
Australian Museum Redevelopment Stage 1	
The final piece of Phase 1 of the development, the Burra Learning Centre, will open on 1 July 2022 and provide a new state of the art learning place bringing together First Nations knowledge and Western science through an immersive and engaging children's gallery. The final stages of the redevelopment are due for completion in 2023.	\$55.0 million (ETC)
Bradfield City Centre precinct activation	
Funding will go towards developing an initial on-site presence at the Bradfield City Centre and provide initial advanced manufacturing facilities and equipment, which will allow research institutions and industry to collaborate.	\$47.8 million (ETC)
State Library of NSW Capital Upgrades	
Further upgrades to the State Library will see construction of accessible entrances for both the Mitchell and Macquarie Street buildings, a new 350 seat auditorium, a new link between the Mitchell and Macquarie Street buildings, restoration of the historic Mitchell Reading Room and upgrades to fire systems. Works are due for completion in 2023.	\$12.1 million (ETC)
Global NSW Strategy	
The Global NSW Strategy seeks to build the presence of New South Wales on the global stage to strengthen international trade and attract world-class industry capability to the State. Funding will go towards supporting the offshore network and international offices.	\$7.2 million (ETC)

Project	Investment
<p>Australian Museum Pacific Gallery</p> <p>In late 2023, the Australian Museum will open a new Pacific Gallery, providing a long-awaited opportunity in one of Sydney's leading cultural facilities for Pasifika diaspora in New South Wales and across the Pacific region to share their stories.</p>	\$3.1 million (ETC)
<p>Ultimo Powerhouse Museum</p> <p>The Ultimo Powerhouse Museum will be transformed into a dynamic precinct featuring world-class exhibition spaces that showcase the iconic Powerhouse Collection. This project is expected to be completed by 2027 subject to statutory approval and builder procurement.</p>	<p>\$179.5 million (over next four years)</p> <p>\$4.1 million in 2022-23</p>

Box 2.4: Advanced Manufacturing Research Facility

The Western Parkland City will be at the heart of Australia's high-tech manufacturing capability with an investment of \$261.9 million in capital expenditure towards a national-first shared-use research facility to be built on the doorstep of the new Western Sydney International (Nancy-Bird Walton) Airport.

The full-scale Advanced Manufacturing Research Facility (AMRF) will act as an advanced industry accelerator and be the focal point of the new Bradfield City Centre. It will expand on the facilities and equipment in Bradfield City Centre's multi-purpose First Building. The AMRF will be up to 15,500m² of tenancy, technical and collaborative ecosystem spaces and house an additional \$46.2 million in shared technical equipment (totalling \$69.1 million over both projects).

The AMRF will be an iconic shared-use facility that will attract emerging and advanced industries to collaborate in the application of advanced manufacturing technologies and processes. It will establish Bradfield City Centre as an emerging Indo-Pacific Hub for advanced industries, ensuring more equitable growth across Sydney while supporting increased productivity, innovation and high-value jobs growth throughout the Western Parkland City as part of the Government's vision for the future economy.

Pages 5-16 to 5-20 of Chapter 5 of this Infrastructure Statement lists the major capital projects and minor works for the Enterprise, Investment and Trade cluster, including the ETC, expenditure to 30 June 2022, and 2022-23 allocation.



Health

Quality health infrastructure is integral to providing healthcare to a high standard. This includes investments in new infrastructure and updating existing facilities. In addition to lifting health outcomes, these investments work towards attracting, training and retaining the State's health workforce.

\$11.9
billion

Capital
Expenditure to
2025-26

\$3.0
billion

Capital
Expenditure
2022-23

The NSW Government is committed to delivering world-class facilities that improve access to healthcare across the state.

Investments made today ensure New South Wales is prepared to meet the growing demand for public hospital and health services. COVID has highlighted the importance of a robust and resilient health system. The 2022-23 Budget builds on the significant investments made over the past decade, in specialised and contemporary health infrastructure in rural and regional communities, including the recent funding announcement in November 2021 (see Box 2.5).

The health infrastructure program set out in this Budget supports a sustainable system that is digitally-enabled, delivers personalised outcomes and values wellness. The focus on integrated care, new infrastructure, and virtual care are broadening access and delivering health services closer to people most in need.

This Budget includes \$11.9 billion² of capital investment over the four years to 2025-26 in health infrastructure, which includes both hospitals and health facilities.

Box 2.5: Regional Health Infrastructure

Regional communities across New South Wales will continue to benefit from record investment in hospitals and other medical infrastructure. Key areas of investment in the 2022-23 Budget include:

- Funding for regional hospital redevelopments, including \$200.0 million for Bathurst Health Service, \$45.0 million for Albury Hospital, \$263.8 million for Grafton Base Hospital, and \$110.2 million in total for the Cowra Hospital redevelopment.
- Continuing works on numerous existing projects, including \$237.0 million for Tweed Hospital and car park, \$5.3 million for Gunnedah Hospital, \$6.6 million for stage 2 of the Manning Hospital, \$28.8 million for Shellharbour Hospital and car park, and \$68.1 million for the continuation of the Rural Ambulance Infrastructure Reconfiguration (RAIR) program.
- \$73.2 million for key health worker accommodation in Far West, Hunter New England, Western NSW, Murrumbidgee and Southern NSW Local Health Districts.

These investments are in addition to the \$500.0 million announced in late 2021 for Rural and Regional Health projects, including Wyong Cancer Day Unit, Batemans Bay HealthOne, Temora Hospital redevelopment, Broken Hill Hospital Emergency Department, Cessnock Hospital redevelopment, Finley Hospital upgrade, Forster-Tuncurry Health facility, and additional funding for the Eurobodalla Regional Hospital redevelopment, and Glen Innes hospital upgrades.

² Health spending on infrastructure over the next four years includes \$623.1 million of capital expensing from the Ministry of Health's expense budget and \$448.3 million for lease acquisitions. In 2022-23, Health infrastructure spending includes \$179.1 million of capital expensing and \$89.4 million for lease acquisitions.

Table 2.6: Key new Health projects commencing in 2022-23 included in this Budget:

Project	Investment
<p>NSW Ambulance Infrastructure Program</p> <p>The delivery of 30 new ambulance stations will optimise paramedic response times and provide critical lifesaving care across New South Wales (refer to Box 2.6).</p>	\$615.5 million (ETC)
<p>Grafton Base Hospital Redevelopment</p> <p>Redevelopment of the Grafton Base Hospital will support timely access to healthcare and improve patient outcomes and experience. The project will include expansion of the Emergency Department, additional critical care, medical and surgical beds and clinical support services.</p>	\$263.8 million (ETC)
<p>Bathurst Health Service Redevelopment</p> <p>Redevelopment of the Bathurst Health Service aims to meet projected demand for a range of inpatient and ambulatory care services. The redevelopment will address constraints of the current infrastructure and support the implementation of contemporary models of care.</p>	\$200.0 million (ETC)
<p>Sydney Biomedical Accelerator as part of Tech Precinct</p> <p>This is a co-funded partnership project between the Sydney Local Health District and the University of Sydney, comprising a state-of -the-art biomedical research complex spanning the Royal Prince Alfred Hospital and the University campuses. This presents a landmark vision and delivery plan to transform the state's biomedical research capabilities and accelerate innovation to tackle some of the most difficult and complex health challenges.</p>	\$150.0 million (ETC)
<p>Prince of Wales Hospital Acute Services Building Fit-out</p> <p>This additional investment will complete the Prince of Wales Hospital Acute Services Building (ASB) project by fully fitting out the remaining eight operating theatres and associated recovery spaces, one ICU pod and an additional ward in the new ASB. A total of 12 new theatres will be operational. Given the integration of clinical services with research and education supported by the University of New South Wales, this maximises services within the ASB delivering better return on investment and promotes improved patient outcomes.</p>	\$82.5 million (ETC)
<p>Viral Vector Manufacturing Facility</p> <p>A globally competitive and commercially viable Viral Vector Manufacturing Facility will be established within the Westmead Health Precinct. The facility will have the ability to manufacture high-quality clinical grade viral vectors at the scale required to support the projected demand for research, clinical outcomes and commercial delivery.</p>	\$49.6 million (ETC)
<p>Albury Hospital Redevelopment</p> <p>The redevelopment will enhance medical and surgical services on the Albury Hospital campus, improving the accessibility, capacity, safety and quality of priority critical clinical care.</p>	\$45.0 million (ETC)
<p>Cowra Hospital - Additional Funding</p> <p>Additional funding on top of the \$70.2 million already committed will deliver enhanced clinical scope and other services as part of the Cowra Hospital redevelopment. The investment will increase the hospital's emergency treatment, birthing suite and ambulatory care capacity to meet the needs of the local and surrounding communities.</p>	\$40.0 million (ETC)
<p>St George Hospital Car Park</p> <p>This investment will meet demand for additional car parking resulting from the \$385 million St George Hospital Redevelopment Stage 3. It will promote a better patient experience through co-located parking and health services within the ambulatory care and outpatient services building, improved access to health services for those with limited mobility, and improved patient and staff safety (particularly after hours).</p>	\$26.0 million (ETC)
<p>Banksia Mental Health Unit</p> <p>Expansions to the Banksia Unit in Tamworth will improve access to inpatient Child and Adolescent mental health services. Specialist mental health assessment and services will be enhanced and brought closer to children's and families' homes.</p>	\$14.6 million (ETC)

Table 2.7: Key Health projects continuing in this Budget:

Project	Investment
<p>Bankstown Hospital (New)</p> <p>Rebuilding of the hospital on a new site will transform the delivery of healthcare in the area to meet the growing health needs of the South Western Sydney communities.</p>	\$1.3 billion (ETC)
<p>Nepean Hospital and Integrated Ambulatory Services Stage 1 and 2</p> <p>This fast-tracked redevelopment at the Nepean Hospital will improve access to innovative, effective and welcoming health services for people in Western Sydney and the Blue Mountains.</p>	\$1.0 billion (ETC)
<p>John Hunter Health and Innovation Precinct</p> <p>The collaboration of health, education and research partners in the precinct will work towards providing industry-leading facilities and services, and transform healthcare in Newcastle, the Greater Hunter region and northern regions of New South Wales.</p>	\$835.0 million (ETC)
<p>Royal Prince Alfred Hospital Redevelopment</p> <p>This redevelopment represents an innovative approach to contemporary healthcare, featuring an expansion of virtual, new hospital buildings and refurbishment of existing spaces. These investments will allow for more adult inpatient beds, an expanded emergency department, intensive care unit, medical imaging services, operating theatres and maternity, birthing and neonatal services.</p>	\$750.0 million (ETC)
<p>Liverpool Health and Academic Precinct</p> <p>The Precinct will be a hub for innovation and medical research in South Western Sydney. The increased hospital capacity will be critical for meeting the needs of the growing population in the Liverpool area.</p>	\$740.0 million (ETC)
<p>Tweed Hospital and Integrated Ambulatory Services Redevelopment (including Car Park)</p> <p>The new state-of-the-art health facility will have more beds and deliver enhanced health service capabilities to serve the growing Tweed-Byron community and bring healthcare closer to homes.</p>	\$723.3 million (ETC)
<p>New Shellharbour Hospital (including Car Park) and Integrated Services</p> <p>Being built on a greenfield site, the new hospital will improve accessibility and sustainability, and grow the clinical capacity to meet future demand for health services in the Illawarra region. These include enhanced services in rehabilitation, mental health, aged-care and palliative care.</p>	\$721.9 million (ETC)
<p>Sydney Children's Hospital, Randwick – Stage 1 Comprehensive Children's Cancer Centre</p> <p>This investment delivers Stage 1 of the redevelopment and establishes Australia's first Children's Comprehensive Cancer Centre. It brings together world leading clinical care, research and teaching together to deliver improved models of care for sick and injured children across New South Wales.</p>	\$658.0 million (ETC)
<p>Campbelltown Hospital Redevelopment Stage 2, Mental Health and South West Paediatric Service</p> <p>The additional clinical services at the Macarthur site will deliver enhanced paediatric and mental health capacity, improve pedestrian and vehicle access, and provide more local employment opportunities.</p>	\$632.0 million (ETC)
<p>The Children's Hospital at Westmead Stage 2 Redevelopment (including car park)</p> <p>This investment ensures that the Children's Hospital at Westmead continues to be a world leader in providing paediatric services for children locally and across the state.</p>	\$619.0 million (ETC)
<p>Ryde Hospital Redevelopment</p> <p>Redevelopment of the hospital will provide contemporary health services and facilities with an increased capacity, improve the patient experience and provide new models of care in a technologically innovative healthcare facility.</p>	\$479.0 million (ETC)

Project	Investment
<p>Shoalhaven Hospital Redevelopment</p> <p>The redevelopment will provide upgraded and contemporary health facilities, including significant expansion of the ambulatory care precinct, surgical beds and operating suites, medical wards including aged care, increased emergency capacity, enhanced medical imaging, pathology and support facilities.</p>	\$438.0 million (ETC)
<p>St George Hospital – Ambulatory Care, Day Surgery, Sub-Acute Inpatient Building</p> <p>Bringing together a range of ambulatory, outpatient and community health services will deliver better health outcomes, greater clinical integration and care coordination.</p>	\$385.0 million (ETC)
<p>Rouse Hill Health Service</p> <p>The investment will provide a range of new health services to support the needs of the growing population in the North West of Sydney. Services will be networked to and operationally integrated with the Western Sydney Local Health District’s hospitals (including Blacktown, Westmead and Auburn).</p>	\$300.0 million (ETC)
<p>Griffith Hospital Redevelopment</p> <p>This redevelopment will allow the hospital to deliver all key clinical services in a single location in a new, purpose-designed health facility that also supports contemporary models of care. It will include a new four bed Mental Health Short Stay Unit integrated into the Medical Inpatient Unit for short term care for people over 16 years of age.</p>	\$250.0 million (ETC)
<p>Rural Ambulance Infrastructure Reconfiguration Program</p> <p>The program will deliver upgraded, rebuilt or new ambulance stations that improves access to emergency health services for communities across the state, enhances workplace conditions for NSW Ambulance employees, and creates employment opportunities through construction works across the regions.</p>	\$232.1 million (ETC)
<p>Moree Hospital Redevelopment</p> <p>Redevelopment of the hospital will see construction of a culturally welcoming, contemporary health facility that delivers better health outcomes and patient experience for the community of the Northern Tablelands.</p>	\$80.0 million (ETC)
<p>Gunnedah Hospital Redevelopment</p> <p>The hospital will be redeveloped to deliver a contemporary health facility and environment for patients, improve the ability to attract and retain an experienced healthcare workforce in the North West Slopes.</p>	\$53.0 million (ETC)

Box 2.6: NSW Ambulance Infrastructure Program

The NSW Government is investing over \$600.0 million to deliver 30 new ambulance stations across New South Wales including Warilla, Kincumber, Lisarow, Gateshead, Swansea, Cherrybrook, Raby, and Narellan.

This funding will bring more jobs to the regions, provide a better working environment for local paramedics and most importantly, help save lives.

Box 2.7: Mental Health

The 2022-23 NSW Budget builds on the 2018-19 announcement to invest \$700.0 million to establish the Statewide Mental Health Infrastructure Program. The continued roll out of this program will see:

- completion of the Mother and Baby Unit at Westmead Hospital and the opening of Civil Secure Rehabilitation Unit and Older Person's Unit at Campbelltown Hospital, and
- planning work to continue on the Child and Adolescent Mental Health Unit at Nepean Hospital, Nolan House Mental Health Inpatient Unit in Albury and Broken Hill Mental Health Unit.

This builds on other investments the NSW Government is making in mental health infrastructure, including the additional \$14.6 million for the new Banksia Mental Health Unit at Tamworth Hospital for the expansion of child and adolescent mental health services.

Box 2.8: Sydney Biomedical Accelerator Complex as part of Tech Precinct

The Sydney Biomedical Accelerator Complex (SBA) is a co-funded partnership project between the Sydney Local Health District and the University of Sydney. The combined \$335.0 million state-of-the-art biomedical research complex will span three interconnected buildings and bring extraordinary biomedical science capabilities to this already dynamic research environment.

The NSW Government's \$150.0 million contribution to the SBA will go towards supporting cutting-edge multidisciplinary research, accelerate solutions to complex health challenges and enable NSW Health to deliver improved outcomes that are highly responsive to scientific advancements. The SBA also complements the NSW Government's \$750.0 million redevelopment of Royal Prince Alfred Hospital and the NSW Statewide Biobank.

Box 2.9: Telestroke and Virtual Care

The NSW Telestroke Service provides 24/7 access to specialist clinical advice for acute ischaemic stroke patients across New South Wales. The service connects 23 hospitals in regional and rural areas with a network of virtual specialist stroke doctors. Since its launch in March 2020, the service has provided consultations for over 2,200 patients.

The NSW Telestroke Service is a collaboration between the Prince of Wales Hospital in Sydney, eHealth NSW, the Agency for Clinical Innovation, the Ministry of Health and local health districts. Implementation was jointly funded by the NSW and Commonwealth Governments through a \$21.7 million NSW Government election commitment in 2019.

Virtual care, also known as telehealth, is any interaction between a patient and clinician, or between clinicians, occurring remotely with the use of information technologies. NSW Health is seeing the widespread use of virtual care technologies which have the potential to be sustained and expanded into new cohorts and clinical use cases.

The NSW Ministry of Health has recently released the NSW Health Virtual Care Strategy to drive a coordinated and consistent approach to sustainably scale virtual care. The Strategy seeks to comprehensively integrate virtual care as an appropriate care delivery option across NSW Health services.

Health projects to be completed in 2022-23

Box 2.10: Coffs Harbour Hospital Expansion

The new state-of-the-art multi-storey Clinical Services Building became operational in November 2021 and includes a larger emergency department, additional operating theatres, a new short-stay surgical unit and new maternity and paediatric units. Refurbishment of parts of the existing hospital is underway and is due for completion by the end of 2022.

When complete, the expanded Coffs Harbour Hospital will deliver increased capacity and better health facilities to Coffs Harbour and the surrounding community, including a larger emergency department, a new short-stay surgical unit with double the number of spaces, six new operating theatres, more inpatient beds, expanded ambulatory care space for outpatient services, and increase in capacities for both chemotherapy and renal dialysis.

Box 2.11: Hornsby Ku-ring-gai Hospital Redevelopment Stages 1 & 2

Following a staged commissioning, a new six-storey Clinical Services Building became fully operational in late 2021, providing an expanded range of health services to support the local community. These include an expanded emergency department, expanded medical imaging department with the hospital's first MRI, expanded Intensive Care Unit, a specially designed dementia and delirium unit and the hospital's first helipad.

A new two-storey building (due for completion in late 2022) will expand outpatient services and enable the hospital to provide chemotherapy and renal analysis on the hospital campus for the first time. These Stages were built with a \$265.0 million investment by the NSW Government.

A new \$121.0 million STAR (surgical, theatres, anaesthetics and recovery) was delivered as part of Stage 1 and commenced operating in 2015. This was followed by the development of a new multi-storey car park on the hospital campus in late 2018, which delivered over 500 car spaces.

Pages 5-21 to 5-27 of Chapter 5 of this Infrastructure Statement lists the major capital projects and minor works for the Health cluster, including the ETC, expenditure to 30 June 2022 and the 2022-23 allocation.



Planning and Environment

The Planning and Environment Cluster is responsible for the stewardship of New South Wales’ built and natural environment. The Cluster’s key areas of focus include initiatives to support home ownership in New South Wales by unlocking housing supply and increasing the number of social and affordable dwellings; planning to enable the development and delivery of housing and infrastructure and help drive economic activity; managing and showcasing national parks; conserving heritage for the benefit of the community; protecting our native flora and fauna; and setting future directions for waste and sustainable materials.

\$3.5 billion	Capital Expenditure to 2025-26
\$1.3 billion	Capital Expenditure 2022-23

The Cluster is also responsible for creating better public and open spaces, improving the use and management of government-owned land and property, securing and improving the State’s water supply; and improving outcomes for First Nations people across the State, with a focus on land and housing.

This Budget includes \$3.5 billion in capital spending for Planning and Environment initiatives and projects over the four years to 2025-26.

Table 2.8: Key new Planning and Environment projects commencing in this Budget:

Project	Investment
<p>New Supply and Upgrades of Housing for First Nations People</p> <p>The capital component of a \$149.8 million investment to deliver 200 new homes and upgrades to 260 existing properties owned by the Aboriginal Housing Office and Aboriginal Community Housing Providers. This includes climate resilience upgrades to 4,400 properties. See Box 2.12.</p>	\$125.8 million (ETC)
<p>Reserve Establishment and Activation</p> <p>The creation of a new fund to support the establishment and activation of reserves to fill critical gaps in the national parks estate and to enhance regional tourism and economic benefits. See Box 2.13.</p>	\$120.0 million (ETC)
<p>Infrastructure Repairs and Replacements in Flood Impacted Regions</p> <p>Replacing, repairing and upgrading damaged critical infrastructure in flood-impacted communities, including housing for First Nations people and infrastructure in national parks and on Crown land.</p>	\$94.0 million (ETC)
<p>Upgrades to National Parks Firefighting Capacity</p> <p>Upgrades to the National Parks and Wildlife Service firefighting capacity to support hazard reduction activities across the State’s national parks and minimise bushfire risk to life, property and the environment.</p>	\$76.8 million (ETC)
<p>Dorrigo Escarpment Walk and the Arc Rainforest</p> <p>A four-day, three-night walk through World Heritage rainforest and towering eucalypts that will feature dramatic escarpments and scenic waterfalls. Working in partnership with local Aboriginal groups, capital works include a new visitor centre, an elevated treetop walkway and new visitor accommodation to make this an international attraction. See Box 2.14.</p>	\$56.4 million (ETC)
<p>Crown Lands and Property NSW Asset Maintenance</p> <p>Critical maintenance works across the State’s property portfolio and on Crown land including dams, roads, bridges, recreational tracks and trails, ensuring these assets remain accessible, safe and well-maintained.</p>	\$40.3 million (ETC)

Project	Investment
<p>Me-Mel (Goat Island) Remediation</p> <p>Remedial works to clean up and repair the Sydney Harbour island ahead of transferring ownership back to traditional owners. Works will include the repair of seawalls and buildings, improved wharf access, upgraded services and the removal of contaminants such as asbestos and lead. This builds on the \$1.2 million capital expenditure already invested through the 2021-22 Budget for the management and transfer of the island.</p>	\$35.5 million (ETC)
<p>Air Quality and Environmental Monitoring Program</p> <p>Critical works to expand and maintain New South Wales' air quality monitoring network, and to support essential computing infrastructure enabling real time air quality alerts and forecasting for government, communities and individuals.</p>	\$23.2 million (ETC)
<p>National Parks Radio Network – Migration to the Public Safety Network</p> <p>This investment will enable the successful migration of the National Parks and Wildlife Service's radio network onto the NSW Public Safety Network. The Public Safety Network consolidates standalone radio networks of over 70 NSW Government agencies onto one network, as part of the NSW Government's response to the NSW Bushfire Inquiry.</p>	\$22.2 million (ETC)
<p>Valnet Framework Program</p> <p>A new interactive customer centric platform for land valuation and data management, replacing legacy systems and manual processing in the Office of the Valuer-General.</p>	\$19.8 million (ETC)
<p>Upgrading Meadowbank Bridge</p> <p>Critical maintenance works for Meadowbank Bridge to maintain this key transport link in the Sydney active transport network (400,000 walkers and cyclists annually) for residents and workers in Western Sydney.</p>	\$11.8 million (ETC)

Box 2.12: Delivering social housing and housing for First Nations people

The NSW Government is investing an additional \$554.1 million over four years in the 2022-23 Budget to deliver new and upgraded social housing and housing for First Nations people across the State through the NSW Land and Housing Corporation (LAHC), Aboriginal Housing Office (AHO), and community housing providers (CHPs).

This additional investment will help improve the quality of life of some of the State's most vulnerable people and supports the Premier's Priority to reduce street homelessness across New South Wales by 50 per cent by 2025.

The 2022-23 Budget includes:

- \$300.0 million for capital maintenance works on over 15,800 State-owned social housing properties, extending the life of social homes and ensuring tenants have safe accommodation
- \$149.8 million to construct 200 new and 260 upgraded homes for First Nations families, and install 4,400 climate resilience and energy saving upgrades, helping to reduce overcrowding and improve the quality of life for tenants
- \$67.2 million to continue and expand the Strong Family, Strong Communities program, providing home ownership opportunities and tenancy support to First Nations families, delivering housing support to First Nations students completing tertiary studies, and promoting the viability of the Aboriginal community housing sector through workforce training and resourcing for maintenance and operating activities
- \$37.0 million for the Department of Communities and Justice to partner with CHPs to deliver 120 new social homes, helping to prevent rough sleepers from returning to the streets.

This is in addition to \$411.3 million invested in social housing and housing for First Nations people through the COVID-19 Economic Recovery Strategy and the February-March 2022 Flood Response Package, bringing the Government's total investment in social and Aboriginal housing to \$965.4 million since the 2021-22 Budget.

Box 2.13: Investing in national parks

The NSW Government is investing \$423.6 million over four years into the State's national parks, including for ongoing bushfire mitigation, species conservation, and the remediation of Me-Mel (Goat Island) in preparation to transfer the island back to traditional owners.

This investment includes a \$120.0 million Reserve Establishment and Activation Fund to establish and activate visitation reserves in areas of the State with very low or no representation within the existing reserve system.

The establishment and activation of these reserves will benefit regional economies by attracting visitors and strengthening local tourism opportunities. The reserves will generate local jobs that will deliver land management activities, such as feral animal control and fire management, as well as in the construction and maintenance of visitor infrastructure and support ongoing tourism.

The fund will also help strengthen conservation outcomes across our reserve system, which currently protects 85 per cent of all threatened species in New South Wales.

Table 2.9: Key Planning and Environment projects continuing in this Budget:

Project	Investment
Sustainable Diversion Limit Adjustment Mechanism (SDLAM) Water Infrastructure	
A Commonwealth funded program delivering five measures under the Murray-Darling Basin Plan, to achieve similar or better environmental outcomes for rivers, wetlands and wildlife using less water. See Box 2.15.	\$252.0 million (ETC)
National Parks Visitor Infrastructure	
Improving access to the natural beauty of New South Wales' national parks and supporting local tourism by upgrading and extending walking trails and improving visitor infrastructure and facilities.	\$192.6 million (ETC)
National Parks Strategic Fire Trail Network Upgrades	
New and upgraded strategic fire trails in national parks, to support the effective management of wildfires to prevent loss of life, property and biodiversity.	\$171.9 million (ETC)
Social and Community Housing – Aboriginal Housing Office	
Continuing construction, upgrades and maintenance of social and community housing for First Nations communities through the Aboriginal Housing Office.	\$149.0 million (ETC)
Strategic Open Spaces Program across Greater Sydney	
New and upgraded parks at Penrith, Ermington, Appin, Leppington, Frenchs Forest, Belrose, Carramar, Beaumont Hills, Hurstville, and Thompsons Creek to support healthy and active communities.	\$140.0 million (ETC)
Office Hubs in Dubbo and Coffs Harbour	
New office hubs in Dubbo and Coffs Harbour to consolidate existing tenancies and provide modern and efficient office spaces to help attract and retain regional government workers.	\$102.4 million (ETC)
Refurbishing Historical Assets in the Macquarie Street Precinct	
Supporting the adaptive re-use of the Registrar General's Building as a cultural venue and public open space consistent with the Macquarie Street East Precinct Review.	\$87.2 million (ETC)
National Parks – Rewilding and Reserve Establishment	
Creating four feral-free areas, reintroducing locally extinct species and establishing new reserves, funded by the Environmental Trust.	\$84.7 million (ETC)
Great Walks: Multi-day Walking Experiences	
Creating new signature, multi-day walking trails: the Gardens of Stone Walk and the Great Southern Walk and Illawarra Mountain Biking Network. See Box 2.14.	\$80.4 million (ETC)
ePlanning	
The next phase will continue to deliver digital solutions to contribute to an end-to-end digital planning service for New South Wales that will improve the customer experience by streamlining processes, reducing red tape and increasing transparency of the planning system.	\$60.5 million (ETC)
Koala Strategy	
The NSW Koala Strategy will help secure koalas in the wild by protecting, restoring and improving the condition of koala habitat, supporting local communities to conserve koalas, improving koala safety and health, and building knowledge to improve koala conservation.	\$52.3 million (ETC)
Walking Track Upgrades across the State's National Parks	
Upgrades to the Light to Light Walk, Murramarang South Coast Walk and the Snowies Iconic Walk.	\$38.8 million (ETC)

Box 2.14: Great Walks: Multi-day walking experiences

The 2022-23 Budget provides \$56.4 million capital expenditure over four years for the new Arc Rainforest Centre and Dorrigo Escarpment Walk.

The Arc Rainforest Centre at Dorrigo will feature a spectacular boardwalk and lookout as a unique starting point for the new multi-day walk featuring rainforests, waterfalls and dramatic escarpment vistas. This site will highlight the international significance of the World Heritage rainforest and is expected to increase visitation to the region by 200,000 people per annum.

From the Arc Rainforest Centre, visitors can choose to undertake either two or four days of the Dorrigo Walk, ending each night in purpose-built accommodation. The walk along the Dorrigo escarpment will traverse Gondwana old-growth rainforest and eucalypt forests, swing bridges, spectacular waterfalls and swimming holes, and provide magnificent views over the Bellinger Valley towards the ocean.

This builds on the two Great Walks announced in the 2021-22 Budget (\$80.4 million over three years from 2021-22):

- **Great Southern Nature Walk and Illawarra Mountain Biking Network:** Construction is underway on the Great Southern Walk and works will start on the Illawarra Mountain Biking Network in late-2022 with the project on track for a staged completion by June 2024.
- **Gardens of Stone Multi-Day Walk and the Lost City eco-adventure experience:** Assessment and planning work is underway with construction to commence in late-2022 and Stage 1 facilities scheduled to open in early 2023.

These projects complement other investments in active transport being delivered by Transport for NSW, including the recently announced Parramatta to Sydney walking and cycling links.

Box 2.15: Water Security

The NSW Government will invest \$250.4 million capital expenditure over two years from 2022-23, funded from the Commonwealth Government, to deliver the accelerated Sustainable Diversion Limit Adjustment Mechanism program to help meet the water recovery targets set in the Murray Darling Basin Plan. This includes:

- \$100.9 million for the Yanco Creek infrastructure modernisation program to enable smarter use of water in Yanco Creek System
- \$65.3 million for the Yanga and Millewa project, which will allow water to be delivered more effectively, improving wetland and floodplain health within the Murrumbidgee and Murray River systems
- \$56.6 million for the Mid-Murray Anabranches project, which will restore the quality and functionality of local rivers and creeks within the Murray River
- \$27.5 million for the Koondrook-Perricoota Forest Project (Murray River) to increase water flows into the forest's wetlands and floodplains.

The NSW Government is also providing ongoing technical and financial support (\$369.6 million over four years including \$90.0 million in new funding) to local councils for town water supply projects under the \$1.1 billion Safe and Secure Water Program.

This includes 144 projects underway or completed and a further 89 under negotiation as at end-April 2022. Since the beginning of the most recent drought, the Government has also committed over \$287.0 million to more than 100 water infrastructure, water carting and emergency works projects. With regards to Dungowan Dam, the NSW Government's commitment to the project is conditional on a continued and guaranteed 50 per cent co-contribution from the Commonwealth. NSW Government funding is also subject to conditions including Infrastructure Australia's assessment of the business case and planning approvals.

Pages 5-28 to 5-33 of Chapter 5 of this Infrastructure Statement lists the major capital projects and minor works for the Planning and Environment Cluster, including the ETC, expenditure to 30 June 2022 and 2022-23 allocation. Chapter 6 lists the major capital projects and minor works for the PNFC program.



Regional NSW

Regional NSW cluster helps build strong, cohesive regional communities and economies, grow primary industries and ensure sustainable land use practices, create regional employment opportunities and steward the use of natural endowments including advancing sustainable mining and resource development.

In addition, Regional NSW manages the Snowy Hydro Legacy Fund, which is investing in transformative infrastructure across regional New South Wales.

This Budget includes \$1.1 billion of capital expenditure for projects across the Regional NSW cluster over the four years to 2025-26.

\$1.1 billion	Capital Expenditure to 2025-26
\$432.4 million	Capital Expenditure 2022-23

Table 2.10: Key new Regional NSW projects commencing in 2022-23 included in this Budget:

Project	Investment
<p>Snowy Mountains Special Activation Precinct</p> <p>The precinct will leverage the region’s unique cultural and environmental attributes to establish a resilient year-round tourism destination as Australia’s alpine capital. It will focus on improving transport connectivity within the precinct, conserving and enhancing important environmental and heritage values, and supporting Jindabyne’s growth as Australia’s national centre for recreation as well as elite sports.</p>	\$391.3 million (ETC, including \$25.0 million Pre-Delivery Works)
<p>Moree Special Activation Precinct</p> <p>A thriving business hub will be created in the middle of Australia’s most productive grain region. As the State’s northern gateway, Moree’s Special Activation Precinct will support the diversification of its strong agricultural economy by building on its strong connection to country and sustainable water endowments and utilise new technologies such as protected cropping and innovative energy solutions.</p>	\$193.9 million (ETC, including \$25.0 million Pre-Delivery Works)
<p>Offshore Artificial Reefs</p> <p>A long-term strategy to build offshore reefs to promote ecological sustainable development, conserve biological diversity, and enhance recreational fishing opportunities with the creation of additional habitats for local aquatic organisms.</p>	\$2.0 million (ETC)

Table 2.11: Key Regional NSW projects continuing in this Budget:

Project	Investment
<p>Parkes Special Activation Precinct</p> <p>Building on the region's connectivity to create Australia's largest inland port, Parkes sits at the only junction of Australia's two rail spines – the Inland Rail and Trans-Australian Railway. Products can reach 80 per cent of Australia's population overnight. The NSW Government is investing in vital infrastructure including roads, sewer and water connections to support local and business needs.</p>	\$219.0 million (ETC, with \$185.4m from the Snowy Hydro Legacy Fund)
<p>Wagga Wagga Special Activation Precinct</p> <p>As New South Wales's southern gateway supporting Australia's richest food and agricultural region, the Wagga Wagga Special Activation Precinct will be a sustainable hub of high value production and manufacturing enabling industries and businesses to connect to the world. The Regional Growth NSW Development Corporation will lead development of core infrastructure including roads, digital connectivity, utilities and electricity services.</p>	\$150.6 million (ETC)
<p>World-Class Food and Fibre</p> <p>Enhancements to research stations (including glasshouses, exotic disease diagnostic instruments and on-farm sensors and data technology) will work towards boosting agricultural productivity and support world class food and fibre production. See Box 2.17.</p>	\$101.3 million (ETC)
<p>Homes for Regions</p> <p>Funding over five years will support priority enabling infrastructure and government-led developments that will unlock new housing supply in regions. The program will deliver 271 key worker houses based on a whole of government key-worker housing operating model.</p>	\$46.4 million (ETC)
<p>Williamstown Special Activation Precinct Pre-Delivery Works</p> <p>Pre-delivery works will further investigate the Williamstown precinct with the aim of creating a defence and aerospace hub that will boost the regional economy by generating new jobs.</p> <p>Special Activation Precincts bring together fast track planning, infrastructure investment, government-led studies and development, as well as business support services. They are dedicated to driving investment in regional New South Wales and creating new employment opportunities.</p>	\$25.0 million (ETC)
<p>R&D partnership with the Grain Research and Development Corporation</p> <p>The 2017 Research and Development Partnership with the Grains Research Development Corporation is a 10 year contracted partnership that will enhance productivity of plant and livestock systems.</p>	\$20.0 million (ETC)
<p>Farms of the Future</p> <p>To support farmers and agribusiness in the adoption of digital technology (ag-tech) and on-farm connectivity solutions to improve resource management, boost productivity, and enhance water security.</p>	\$2.8 million (ETC)

Box 2.16: Supporting the regions through the Snowy Hydro Legacy Fund

The \$4.2 billion Snowy Hydro Legacy Fund was established in June 2018 following the sale of the State's share in Snowy Hydro Scheme to the Commonwealth Government, with every cent to be spent benefitting regional New South Wales. The Fund is dedicated to transformational infrastructure investment that will deliver long term economic prosperity across regional New South Wales.

A key priority of the Snowy Hydro Legacy Fund is the Special Activation Precincts program, which is a bold vision to support regional job creation and economic development, with a focus on infrastructure investment and cutting red tape. The Regional Growth NSW Development Corporation is the delivery authority, and works closely with the Department of Regional NSW and the Department of Planning and Environment.

Precincts have been announced in Parkes, Wagga Wagga, Moree, Snowy Mountains, Williamtown and Narrabri. To date, the NSW Government has committed almost \$1.0 billion of capital expenditure, including:

- \$391.3 million for the Snowy Mountains Special Activation Precinct, including \$25.0 million for Pre-Delivery Works
- \$219.0 million to deliver the Parkes Special Activation Precinct (\$185.4 million from the Snowy Hydro Legacy Fund)
- \$193.9 million for the Moree Special Activation Precinct, including \$25.0 million for Pre-Delivery Works
- \$150.6 million for the Wagga Wagga Special Activation Precinct
- \$25.0 million dedicated to the Special Activation Precinct Pre-Delivery Works in Williamtown.

Box 2.17: Building World Class Food and Fibre

The NSW Government is investing \$101.3 million in the State's primary industries research and innovation portfolio to bolster on-farm productivity and protect the sector from devastating pests and diseases.

The World-Class Food and Fibre Infrastructure Program is enhancing research stations across regional New South Wales, funding equipment such as new glasshouses, exotic disease diagnostic instruments, networks of on-farm sensor and data technology, aquaculture and fish breeding research, and plant pathology facilities.

This program will deliver a new generation of scientific breakthroughs like drought tolerant crop varieties, fast-tracked genetic improvements in beef and lambs, and revolutionary biological control of pests. It cements New South Wales as Australia's leader in agriculture, fisheries and biosecurity research, and helps build strong and prosperous regions.

Pages 5-36 to 5-38 of Chapter 5 of this Infrastructure Statement lists the major capital projects and minor works for the Regional NSW cluster, including the ETC, expenditure to 30 June 2022, and 2022-23 allocation.



Stronger Communities

The Stronger Communities cluster delivers community services that support a safe and just New South Wales through operating an efficient and effective legal system, protection of children and families, building resilience and responding to natural disasters and emergencies, promoting public safety, reducing reoffending, supporting community harmony and social cohesion.

\$2.9
billion

Capital
Expenditure to
2025-26

\$1.1
billion

Capital
Expenditure
2022-23

This Budget includes capital investment of \$2.9 billion in Stronger Communities over the four years to 2025-26.

Table 2.12: Key new Stronger Communities projects commencing in 2022-23 included in this Budget:

Project	Investment
<p>NSW Bushfire Inquiry Funding Package – Tranche 3</p> <p>Significant items in this package will provide safety upgrades and new vehicles for bushfire fighting response and additional trucks for crews involved with hazard reduction works across the state. Further funding has been provided to the National Parks and Wildlife Service.</p>	\$70.9 million (ETC)
<p>Regional Police Station Program – Byron Bay and Port Macquarie</p> <p>Proposal to build two new police stations in regional areas and deliver modern policing facilities.</p>	\$52.7 million (ETC)
<p>Fire and Rescue NSW (FRNSW) Fit for Purpose Fire Stations</p> <p>Project to increase women’s participation in the FRNSW workforce and enhance workplace safety, including upgrades and installing new female bathrooms at fire stations across the State.</p>	\$50.0 million (ETC)
<p>Specialised Vehicle Replacement Program – Phase 2</p> <p>Replacement of the existing ageing fleet of specialised vehicles to ensure frontline officers have the capability to respond to day-to-day emergencies and incidents.</p>	\$18.6 million (ETC)
<p>Expansion and upgrade of Audio Visual Link (AVL) facilities for court and tribunal rooms, including for Domestic Violence Complainants and Witnesses</p> <p>Audio Visual installations for court and tribunal rooms to support court and tribunal operations across New South Wales.</p>	\$18.0 million (ETC)
<p>Integrated Biometric Platform</p> <p>Replacement of the current outdated PhotoTrac system and deliver a multi-modal platform that delivers a comprehensive profile of an offender including DNA, fingerprints and imagery.</p>	\$13.8 million (ETC)
<p>Blayney Police Station</p> <p>Construction of a new police station on the existing site to deliver modern policing facilities.</p>	\$8.7 million (ETC)
<p>Removal of Cell Ligature Points</p> <p>Undertake refurbishment of cells to remove obvious hanging points.</p>	\$6.0 million (ETC)

Table 2.13: Key Stronger Communities projects continuing in this Budget

Project	Investment
Prison Bed Capacity Program	
Delivering fit-for-purpose capacity across the custodial system, through the development and implementation of additional immediate, short and medium term prison bed capacity.	\$2.4 billion (ETC)
Replacement of Fire Appliances Program	
This project replaces aged essential firefighting vehicles and supplies additional vehicles to areas of high demand, based on community needs. This ensures the community is consistently supported by operational vehicles that are safe, reliable and incorporate the latest advances in technology.	\$244.0 million (ETC)
Sustaining Critical Infrastructure Program	
Supporting critical infrastructure upgrades across the Department of Communities and Justice, through investment in Audio Visual Link facilities and enhancements of courthouses, correctional facilities and youth justice facilities. ETC covers Sustaining Critical Infrastructure Program Phase 1 and Sustaining Critical Infrastructure Program Phase 2.	\$220.0 million (ETC)
Fleet Replacement of vehicles, boats and trailers	
New fleet will help provide a timely response to communities during floods, tsunamis and rescues. Community confidence is enhanced through the provision of reliable and safe operational fleet.	\$115.2 million (ETC)
New and upgraded police stations	
New and upgraded police stations in Bega, Goulburn, Jindabyne area (including Jindabyne, Perisher and Thredbo) and Bourke, and a new police education and training centre at Dubbo.	\$102.7 million (ETC)
Goulburn Police Academy upgrade	
To incorporate contemporary technology and training facilities and refurbishment of student accommodation and classrooms.	\$60.0 million (ETC)
Transform Prisoner Rehabilitation	
This project will provide access to digital rehabilitation programs and services for NSW prison inmates such as the inmate learning portal, library and mental health services.	\$40.4 million (ETC)
NSW Bushfire Inquiry Funding Package – Tranches 1 and 2	
Significant items in this package will provide aerial fire-fighting capability and trucks for crews involved with hazard reduction works across the state.	\$38.2 million (ETC)
Digital Courts Reform Program	
Assisting courts and tribunals to adopt digital ways of working that will improve productivity and the experience of citizens.	\$33.4 million (ETC)
Marine Vessel Replacement Program – Phase 2	
A new police vessel fleet to ensure that the NSW Police Force continues to have capability and capacity to deliver crucial services.	\$18.9 million (ETC)
New Singleton Police Station	
To accommodate increasing police numbers in the Hunter Valley Police District and incorporate modern policing facilities.	\$12.0 million (ETC)
New Fire Stations at Oran Park and Marsden Park	
These stations and new fleet will be located in urban-rural interface growth areas in the north-west and south-west of Sydney providing urban fire coverage as well as strategic support to the NSW Rural Fire Service.	\$12.0 million (ETC)

Box 2.18: Investing in the State's flood response capability and supporting volunteers

Flood preparation and response capability – NSW State Emergency Service (SES)

The investment of \$18.1 million over four years, as part of a total package of \$132.7 million, will ensure the SES is better prepared and resourced to respond to flooding and other natural disaster events. Two new Zone Headquarters will be built along with upgrades to existing zone headquarters to support multi-agency responses to critical events. Priority volunteer unit facilities will also receive upgrades aimed at better serving the community during times of distress.

Pages 5-39 to 5-46 of Chapter 5 of this Infrastructure Statement lists the major capital projects and minor works for the Stronger Communities cluster, including the ETC, expenditure to 30 June 2022, and 2022-23 allocation.



Transport and Infrastructure

Transport plays a key role in making New South Wales a better place to live, work and visit by connecting people and communities and making journeys safer, easier and more reliable. Integrated transport networks, including road, train, metro, bus, ferry, light rail, cycling and walking, also play a critical role in driving economic growth and wellbeing. Transport infrastructure helps to connect us to each other and to the great places in New South Wales.

\$76.7 billion	Capital Expenditure to 2025-26
\$21.3 billion	Capital Expenditure 2022-23

Rapid technological change, along with recent disruptions from natural disasters and the pandemic, means transport planning and delivery needs to be more agile and sustainable to respond to changes in commuter needs and travel patterns.

The Transport capital program includes a \$76.7 billion investments over the four years to 2025-26.

Box 2.19: Zero Emissions Buses Program

The Program transitions the NSW bus fleet to zero emissions technology. The Budget includes \$218.9 million in capital expenditure funding (over seven years) for transitioning to a low-emission bus fleet. The focus will be on the development of a Final Business Case for Tranche 1 and early works on depots owned by Transport for NSW in Greater Sydney. The early works will include converting 11 depots in Greater Sydney to allow for the operation of batteries for electric buses, construction of one new depot, power grid upgrades and initiating the procurement process of approximately 1,100 electric buses and renewable energy infrastructure to charge the buses.

This will help stimulate the local manufacturing and renewable energy industries, support a sustainable and clean economy, as well as progressing Transport for NSW’s transition to Zero Emission Buses to meet NSW Government’s 2050 Net Zero Emissions target. Outcomes will include a reduction in carbon emissions and pollutants resulting in better health outcomes along with more comfortable journeys for customers and quieter streets. Measurement of the outcomes will be conducted via customer surveys, community feedback, calculations of total emissions removed in Tranche 1, and the successful operation of 12 electric bus depots.

Figure 2.1: Zero Emissions Buses Program



Table 2.14: Key new Transport projects commencing in 2022-23 included in this Budget:

Project	Investment
Digital Systems Tranche 2	
Conditional funding to deliver planning and enabling works on the next generation signalling and train control system to replace the conventional signalling assets that are approaching life expiry on the busiest parts of the rail network, covering the North Shore, City Circle, City Area and Sydney Terminal. See Box 2.20.	\$660.6 million (over next four years) \$108.2 million (2022-23)
Opal Next Generation Ticketing System	
Conditional funding to deliver the next generation of Opal ticketing system that is essential to enable the aging core Opal system and ticketing infrastructure to be replaced. The investment will benefit customers by delivering a connected and personalised 'plan, book and pay' experience across public and private modes of transport throughout Greater Sydney and outer Metro. It is also an enabler for delivering an integrated and consistent ticketing experience for customers in regional New South Wales.	\$568.7 million (over next three years) \$159.1 million (2022-23)
Parramatta Light Rail Stage 2	
Commencing the detailed planning process and early enabling works for the delivery of a new bridge crossing the Parramatta River between Wentworth Point and Melrose Park as part of the next stage of the Parramatta Light Rail project. This crossing will better connect people on either side of the river, improving access to jobs, educational opportunities, and services. See Box 2.21.	\$372.5 million (over next four years) \$26.2 million (2022-23)* *\$602.4 million has been reserved for the first phase of the project
Mona Vale Road, McCarrs Creek Road to Powder Works Road	
Upgrading and widening about 3.4 kilometres of Mona Vale Road between McCarrs Creek Road, Terrey Hills, and Powder Works Road, Ingleside, from a two-lane undivided road to a four lane (two lanes in each direction) divided road.	\$340.0 million (over next four years) \$25.0 million (2022-23)
Mulgoa Road – Blaikie Road to Union Road Stages 5A and 5B	
Widening approximately 2.2 kilometres of Mulgoa Road between Blaikie Road to Union Road from an undivided four lane carriageway to a divided six lane carriageway with medians and active transport facilities. The expected benefits of this NSW and Commonwealth Government funded project are reduced congestion and improved road safety, travel times, efficiency and network reliability. This project is also part of the Western Sydney Growth Roads Program. See box 2.22.	\$266.0 million (over next four years) \$1.7 million (2022-23)
Zero Emissions Buses Program	
Funding to develop a Final Business Case and commence delivery of enabling works and transitioning to a low-emission bus fleet to allow quiet and environmentally friendly travel services for Sydney commuters, a sustainable and clean economy, and stimulate local manufacturing. See Box 2.19.	\$ 218.9 million (over next seven years) \$197.8 million (over next four years) \$114.0 million (2022-23)
Wakehurst Parkway	
Funding for safety and capacity improvements to Wakehurst Parkway (NSW and Commonwealth Government funded).	\$150.0 million (over next three years) \$40.0 million (2022-23)
Epping Station Bridge Widening	
Upgrading the Epping Station Bridge to provide additional road capacity and improve road safety. Accessibility to the Epping Town Centre will be improved by providing a new active transport link and improving general traffic movements within the area.	\$123.7 million (over next four years) \$11.5 million (2022-23)
Sydney Metro - Western Sydney Airport Stage 2 (Planning)	
Funding for developing a final business case for a south-eastern extension of the Sydney Metro Western Sydney Airport project from the current southern terminus at Aerotropolis to Glenfield (NSW and Commonwealth Government funded).	\$60.0 million (over next two years)* \$40.0 million (2022-23)* *Excludes \$95 million reserved for potential Hardship Property Acquisitions on the corridor.

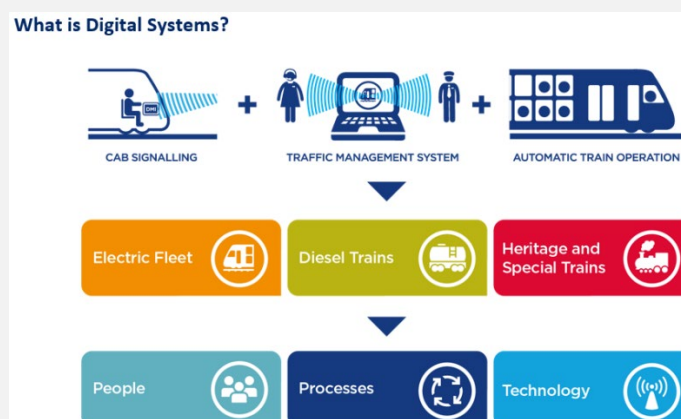
Project	Investment
<p>New Line Road over Pyes Creek</p> <p>Investigating options to upgrade New Line Road over Pyes Creek to ease congestion and allow for better traffic flow, improved safety and travel times for the growing population of Sydney's northwest.</p>	<p>\$34.4 million (over next four years)</p> <p>\$2.2 million (2022-23)</p>
<p>Third Flagpole on Sydney Harbour Bridge</p> <p>Providing a third flagpole at the top of the Sydney Harbour Bridge for the permanent flying of the Aboriginal flag. The permanency of the Aboriginal flag on the Sydney Harbour Bridge is an acknowledgement of the traditional custodians of the land; acknowledges Aboriginal people and their traditions and culture; and stimulates conversations that allow us to highlight Aboriginal people and communities, and be educated about their rich history and continued connection to Country.</p>	<p>\$25.0 million (2022-23)</p>
<p>Sutherland to Cronulla Active Transport Link (SCATL) Horizon 3</p> <p>Delivering the final stage of the SCATL to improve connections and increase road safety for active transport users between Sutherland and Cronulla, as well as links to key attractors along the corridor. The project will provide more direct active transport dedicated paths and safe separation for both riders and walkers between activity hubs, key destinations, schools, employment, and local attractions.</p>	<p>\$24.0 million (over next three years)</p> <p>\$2.0 million (2022-23)</p>
<p>Sydney Harbour Bridge Northern Cycle Ramp</p> <p>Upgrading the Northern Cycle Ramp project which will improve accessibility and safety for bike riders by avoiding the cycleway steps at the northern end of the Sydney Harbour Bridge and improve pedestrian safety by removing conflicts with bike riders at Milsons Point.</p>	<p>\$21.2 million (over next two years)</p> <p>\$16.2 million (2022-23)</p>

Box 2.20: Digital Systems Tranche 2

The Digital Systems Program is the next generation signalling and train control system for Sydney's suburban rail network and critical components of the intercity rail network. Conditional funding has been approved to allow for replacing the conventional signalling assets that are approaching end of life, as well as modernising train control operations with the globally recognised European Train Control System. The Tranche 2 would roll out Digital Systems to the busiest and most critical parts of the rail network, which is the North Shore, City Circle, City Area and Sydney Terminal.

Once fully deployed, the Program would improve operational performance of the network through reduction in network incidents accountable to signalling equipment functioning, which would increase reliability on routes where approximately 90 per cent of the suburban services operate. It would provide saving in journey times and improve network reliability to meet customer expectations for predictable on time running.

Figure 2.2: What is Digital Systems?



Box 2.21: Parramatta Light Rail Stage 2

The NSW Government has committed \$602.4 million to proceed with Parramatta Light Rail Stage 2 and commence the detailed planning process to move ahead with the Western Sydney megaproject.

The funding will go towards early works and building the vital bridge connection across the Parramatta River between Wentworth Point to Melrose Park.

Planning and development work is continuing, including utilities and geotechnical investigations across the alignment, as well as progressing the development of the project’s Environmental Impact Statement, which will be released for public comment.

Figure 2.3: Parramatta Light Rail Stage 2



Artist impression of proposed light rail and active transport bridge connecting Wentworth Point and Melrose Park.

Table 2.15: Key State-wide Transport projects continuing in this Budget:

Project	Investment
<p>Road Safety investment</p> <p>Continuing the Government’s commitment to the Road Safety Action Plan to fund targeted and proven initiatives to improve road safety in New South Wales. The Towards Zero campaign and Commonwealth funded Road Safety works stimulus will build on existing investment in thousands of kilometres of audio-tactile line markings, wide centre lines, crash barriers in regional NSW and other life-saving infrastructure across the State.</p>	<p>\$838.4 million (over next four years)</p> <p>\$421.5 million (2022-23)</p>
<p>New Buses to cater for NSW Services</p> <p>Funding to procure new fleet to cater for bus services across the State and deliver reliable services.</p>	<p>\$767.1 million (over next four years)</p> <p>\$127.7 million (2022-23)</p>
<p>Pinch Points</p> <p>Continuing NSW and Commonwealth Government funded investment in small scale traffic improvements that provide big benefits to residents, including reduced congestion and travel times. It includes programs such as Gateway to the South, Clearways, and Hunter Pinch Points.</p>	<p>\$356.9 million (over next four years)</p> <p>\$115.6 million (2022-23)</p>

Project	Investment
<p>Commuter Car Parking Program</p> <p>Continuing the NSW and Commonwealth Government funded program of an integrated and accessible transport system to enable more convenient access to public transport infrastructure and ease congestion on roads. More than 12,000 commuter car spaces have already been delivered across Sydney since 2011, with works continuing.</p>	<p>\$351.6 million (over next four years)</p> <p>\$140.2 million (2022-23)</p>
<p>Transport Access Program</p> <p>Continuing the upgrade of train stations including Redfern, Tuggerah, Waitara, Stanmore, Doonside, Unanderra, Killara, Blackheath, Denistone and Turrella to make them more accessible through the installation of new lifts, ramps and footbridges.</p>	<p>\$342.4 million (over next four years)</p> <p>\$240.2 million (2022-23)</p>
<p>Maritime Program</p> <p>Upgrading ferry wharves at Darling Point, Double Bay and Greenwich Point to improve accessibility in addition to the ongoing maintenance and upgrades to various regional maritime assets, including Eden Wave Attenuator, Coffs Harbour Boat Ramp and replacement of the Crowdy Head Jetty and Narooma Wharf.</p>	<p>\$110.8 million (over next four years)</p> <p>\$83.3 million (2022-23)</p>
<p>Active Transport</p> <p>Delivering projects that expand connected cycleway networks, which increase opportunities for walking in and around connected centres and provide the community with options for moving around neighbourhoods. Active Transport projects encourage more people to choose walking and cycling as a mode of transport.</p>	<p>\$60.0 million (over next four years)*</p> <p>\$20.3 million (2022-23)*</p> <p>*Excludes SCATL Horizon 3 and Sydney Harbour Bridge Northern Cycle Ramp which are separately featured in Table 2.14</p>

Table 2.16: Key Sydney Metropolitan Transport projects continuing in this Budget:

Project	Investment
<p>Sydney Metro West</p> <p>Delivering a new underground driverless Metro line connecting Greater Parramatta with the Sydney CBD in around 20 minutes. The line will include new metro stations at Westmead, Parramatta, Sydney Olympic Park, North Strathfield, Burwood North, Five Dock, The Bays, Pyrmont and Hunter Street in the Sydney CBD linking communities to rail services.</p>	<p>\$12.4 billion (over next four years)</p> <p>\$3.2 billion (2022-23)</p>
<p>Sydney Metro – Western Sydney Airport</p> <p>Delivering six new Metro stations to service the future Western Sydney International (Nancy-Bird Walton) Airport and the Western Sydney Aerotropolis, interchanging with the T1 Western Line at St Marys (NSW and Commonwealth Government funded).</p>	<p>\$8.4 billion (over next four years)</p> <p>\$1.7 billion (2022-23)</p>
<p>Sydney Metro City and Southwest</p> <p>Delivering an extension of Sydney Metro Northwest from Chatswood, under Sydney Harbour, through new CBD stations and southwest to Bankstown. The line will include new Metro stations at Crows Nest, Victoria Cross (North Sydney), Barangaroo, Pitt Street and Waterloo, new underground Metro platforms at Martin Place and Central stations and 11 upgraded stations between Sydenham and Bankstown.</p>	<p>\$5.1 billion (over next four years)</p> <p>\$3.1 billion (2022-23)</p>
<p>Western Harbour Tunnel Upgrade and Beaches Link Planning</p> <p>Commencing a major construction activity for the Western Harbour Tunnel to deliver the first stage of tunnelling works for a new crossing of the Sydney Harbour. The first package will include construction of around 1.7 kilometres of mainline tunnels from Rozelle to Birchgrove.</p>	<p>\$4.1 billion (over next four years)</p> <p>\$558.5 million (2022-23)</p>
<p>M6 Extension Stage 1</p> <p>Continuing the extension works which will, on completion, remove more than 2,000 trucks a day from surface roads, enable motorists to bypass up to 23 sets of traffic lights on the Princes Highway and enhance pedestrian and cyclist safety through shared pathways.</p>	<p>\$2.3 billion (over next four years)</p> <p>\$804.3 million (2022-23)</p>

Project	Investment
<p>More Trains, More Services</p> <p>Continuing the program to simplify and modernise the rail network and integrate Sydney Metro City and Southwest with Sydney's train network. Customers can expect more frequent train services with less wait times and reduced crowding including additional services on the Illawarra, Airport and South Coast line.</p>	<p>\$2.2 billion (over next four years)</p> <p>\$776.3 million (2022-23)</p>
<p>Warringah Freeway Upgrade</p> <p>Continuing upgrades of the Warringah Freeway for surface roads, bridges and interchanges along about four kilometres of the freeway corridor, which started in early 2022.</p>	<p>\$1.7 billion (over next four years)</p> <p>\$445.5 million (2022-23)</p>
<p>Sydney Gateway</p> <p>Expanding and improving the existing road and freight rail networks to provide a new route for around 10,000 trucks a day. This will divert trucks from local streets in Mascot by providing an alternate route, thereby reducing travel times and congestion, and returning local streets back to the community.</p>	<p>\$1.4 billion (over next three years)</p> <p>\$680.5 million (2022-23)</p>
<p>WestConnex</p> <p>Completing the M4-M5 link tunnels and continuing construction and delivery of Rozelle Interchange. See Box 2.22.</p>	<p>\$1.2 billion (over next four years)</p> <p>\$866.1 million (2022-23)</p>
<p>The M12 Motorway</p> <p>Supporting the Western Sydney International Airport (Nancy-Bird Walton), a part of the Western Sydney Infrastructure Plan. The NSW and Commonwealth Government funded project provides direct access to the airport, running east to west, linking the M7 Motorway and The Northern Road. It will also improve the movement of freight in and through western Sydney. See Box 2.22.</p>	<p>\$1.2 billion (over next four years)</p> <p>\$205.6 million (2022-23)</p>
<p>Western Sydney Growth Roads Program</p> <p>Accommodating population and employment growth in Western Sydney. Key projects include (See Box 2.22.):</p> <ul style="list-style-type: none"> Mulgoa Road Stage 1 – Blaikie Road to M4 Motorway Mulgoa Road Stage 2 – Glenmore Parkway to Jeanette Street (NSW and Commonwealth Government funded) The Horsley Drive, M7 motorway to Cowpasture Road (NSW and Commonwealth Government funded) Appin Road Improvements (Commonwealth funded) Spring Farm Parkway Stage 1, and Western Sydney Long Term Strategic Transport Corridor Preservation. 	<p>\$866.0 million (over next four years)</p> <p>\$156.5 million (2022-23)</p> <p>*Excludes Mulgoa Road Stage 5A and 5B which is separately featured in Table 2.14.</p>
<p>Blackwattle Bay Urban Renewal including the New Sydney Fish Market</p> <p>Ongoing delivery of the new Sydney Fish Market due for completion in 2024, as well as continuing planning work for the urban renewal of Blackwattle Bay, a rare opportunity for new housing, employment and harbourfront community spaces located less than 1 kilometre from the Sydney CBD.</p>	<p>\$652.4 million (over next four years)</p> <p>\$307.9 million (2022-23)</p>
<p>Parramatta Light Rail Stage 1</p> <p>Continuing construction of the Light Rail, from Westmead to Carlingford via the Parramatta CBD and Camellia with a 12-kilometre two-way track, to support growth in Western Sydney, connecting new communities and places. The Light Rail will open in 2023 servicing 28,000 people every day and an estimated 130,000 people will be living within walking distance of light rail stops.</p>	<p>\$308.0 million (over next two years)</p> <p>\$236.0 million (2022-23)</p>
<p>New Hawkesbury River crossing at Richmond</p> <p>Providing a new bridge over the Hawkesbury River between Richmond and North Richmond through a joint NSW and Commonwealth Government funded initiative. The project will deliver journey time reliability, safer connections along the road corridor and improve flood resilience.</p>	<p>\$250.3 million (over next four years)</p> <p>\$10.8 million (2022-23)</p>

Project	Investment
<p>Prospect Highway, Reservoir Road to St Martins Crescent</p> <p>Upgrading a 3.6-kilometre section of the Prospect Highway between Reservoir Road, Prospect and St Martins Crescent, Blacktown to a four-lane divided carriageway with funding provided by the NSW and Commonwealth Government. The section north of Lancelot Street will be upgraded to a six-lane divided road, inclusive of two dedicated bus lanes, and improvements to 11 intersections along the route. The benefits include improved road safety for all road users, reduced congestion leading to improved travel times and increased network efficiency. See Box 2.22.</p>	<p>\$243.1 million (over next three years)</p> <p>\$74.0 million (2022-23)</p>
<p>M5 Motorway, Moorebank Avenue and Hume Highway Intersection Upgrade</p> <p>Delivering the NSW and Commonwealth Government funded M5 Westbound Traffic Upgrade which will provide a new two-lane bridge over Georges River and rail line, and a new underpass at Moorebank Avenue. These upgrades will deliver reduced congestion, improved travel times and accessibility and connectivity of road networks. See Box 2.22.</p>	<p>\$223.0 million (over next four years)</p> <p>\$2.6 million (2022-23)</p>
<p>Mamre Road, M4 Motorway to Erskine Park Road</p> <p>Widening approximately 3.8 kilometres of Mamre Road from a two-lane undivided road to a four-lane divided road, with provision for two additional lanes in the future, between the M4 Motorway and Erskine Park Road, to provide a safer higher capacity link. This project is also part of the Western Sydney Growth Roads Program. See Box 2.22.</p>	<p>\$221.8 million (over next four years)</p> <p>\$24.0 million (2022-23)</p>
<p>Circular Quay Precinct Renewal (Planning)</p> <p>Refining the pre-concept design options including renewal of aging wharves, and delivery of significant redevelopment of Circular Quay to improve accessibility, revitalise arts and cultural offerings and refresh retail and dining experience. See Box 2.23.</p>	<p>\$216.4 million (over next three years)</p> <p>\$26.7 million (2022-23)</p>
<p>King Georges Road, Stoney Creek Road to Connells Point Road</p> <p>Widening King Georges Road from two lanes to three lanes in each direction and constructing a dedicated right turning lane for south bound motorists turning into Percival Street will benefit 43,000 motorists by reducing congestion, improving travel times, and boosting safety for all users (NSW and Commonwealth Government funded).</p>	<p>\$144.2 million (over next four years)</p> <p>\$30.2 million (2022-23)</p>
<p>Heathcote Road, Infantry Parade Hammondville to the Avenue, Voyager Point</p> <p>Widening and upgrading a 2.2-kilometre section of Heathcote Road between Infantry Parade and The Avenue to a four-lane divided road, and upgrading intersections at Heathcote Road and The Avenue and Heathcote Road and Macarthur Drive. The NSW and Commonwealth Government funded project also duplicates the existing bridges at Harris Creek, Williams Creek and over the railway line, as well as providing active transport connections along Heathcote Road.</p>	<p>\$141.3 million (over next four years)</p> <p>\$45.7 million (2022-23)</p>
<p>Memorial Avenue, Old Windsor Road to Windsor Road</p> <p>Upgrading Memorial Avenue to a four-lane road to meet the future transport demands of Sydney's north-west, reducing travel times and congestion for motorists and improving safety as part of the Western Sydney Growth Roads Program. See Box 2.22.</p>	<p>\$122.3 million (over next four years)</p> <p>\$37.9 million (2022-23)</p>
<p>Smart Motorways</p> <p>Utilising complementary technologies to monitor traffic conditions, manage congestion and respond to incidents in real time upgrading the Sydney motorway network from the ANZAC Bridge in Pyrmont to the Warringah Freeway. The NSW and Commonwealth Governments funded project would see reduced congestion and improved road safety, travel times, efficiency and network reliability.</p>	<p>\$111.5 million (over next two years)</p> <p>\$66.0 million (2022-23)</p>
<p>Henry Lawson Drive Upgrade</p> <p>Widening between Tower Road, Georges Hall and Auld Avenue, Milperra (Stage 1) to double capacity and reduce congestion and to continue the development of Stage 2 between Keys Parade and the M5 Motorway. See Box 2.22.</p>	<p>\$107.5 million (over next four years)</p> <p>\$17.2 million (2022-23)</p>

Project	Investment
<p>Barangaroo Precinct</p> <p>Continuing the transformation of the Barangaroo precinct including the delivery of a 1.85 hectare public park on Sydney's Harbour, the fit-out of the Cutaway, a new public Pavilion and other capital projects to enhance local amenity, along with ongoing sustainability, art and culture initiatives.</p>	<p>\$97.7 million (over next four years)</p> <p>\$32.8 million (2022-23)</p>
<p>Homebush Bay Drive</p> <p>Upgrading the intersection of Homebush Bay Drive, Australia Avenue and Underwood Road. The NSW and Commonwealth Government funded project will ease congestion, increase safety, and improve travel times to Homebush and Sydney Olympic Park.</p>	<p>\$97.0 million (over next four years)</p> <p>\$2.7 million (2022-23)</p>
<p>Macquarie University Station Transport Interchange</p> <p>Upgrading a bus interchange, to increase capacity, improve bus customers' connection to the Macquarie University Metro Station and optimise bus operations which will reduce travel times and delays (NSW and Commonwealth Government funded project).</p>	<p>\$91.6 million (over next four years)</p> <p>\$6.8 million (2022-23)</p>
<p>Heathcote Road, Woronora River Bridge</p> <p>Duplicating Heathcote Road Bridge with a new bridge parallel to the existing bridge. This would separate traffic flows providing safety benefits and allow for safer passing of broken-down vehicles along this section.</p>	<p>\$62.1 million (over next four years)</p> <p>\$26.7 million (2022-23)</p>
<p>Kamay Ferry Wharves</p> <p>Reinstating multi-user wharves at La Perouse and Kurnell to accommodate passenger ferries and other vessels. It will provide better access to the Kurnell Precinct through public transport and active transport allowing for greatly improved physical and cultural links. The project will also improve access and facilities for recreational vessels and fishing. It will create investment opportunities leading to the creation of jobs and wider economic benefits.</p>	<p>\$49.3 million (over next three years)</p> <p>\$6.8 million (2022-23)</p>
<p>Heathcote Road – The Avenue to the Princes Highway (Planning)</p> <p>Continuing planning and development for the duplication of approximately 18 kilometres of Heathcote Road between The Avenue at Voyager Point and Princes Highway at Engadine funded by NSW and Commonwealth Government. The upgrade will increase capacity and create a safer environment.</p>	<p>\$39.8 million (over next four years)</p> <p>\$6.5 million (2022-23)</p>

Box 2.22: Western Sydney Roads Program

To respond to the planned growth of Western Sydney, the NSW Government is investing in a significant roads program. These investments will:

- meet future demand associated with the forecasted population and employment in the region
- reduce transport costs by improving travel times and reducing congestion
- improve liveability and sustainability for local road users and residents
- support economic growth and productivity by providing road capacity for projected freight and general traffic volumes
- improve road safety in line with the NSW Road Safety Strategy, and
- promote sustainable transport networks by providing facilities for walking and cycling and possible future public transport needs.

One of the key projects connecting Western Sydney both for passengers and freight is WestConnex which is nearing completion with significant ongoing investment in the M4-M5 Link Tunnels and Rozelle Interchange.

Other significant investments on key roads in Western Sydney include the following projects:

- M12 Motorway to provide a motorway connection between the new Western Sydney Airport at Badgerys Creek and the rest of the motorway network
- WestConnex – M4-M5 Link Tunnels and Rozelle Interchange
- Mulgoa Road between Glenmore Parkway and Union Road, Penrith
- Mamre Road between M4 Motorway and Erskine Park Road
- The Horsley Drive, M7 to Cowpasture Road
- Appin Road Improvements
- Spring Farm Parkway Stage 1
- Prospect Highway, Reservoir Road to St Martins Crescent
- Richmond Road Stage 1 – Elara Boulevard to Heritage Road, Marsden Park
- M5 Motorway, Moorebank Avenue and Hume Highway Intersection Upgrade
- Memorial Avenue, Old Windsor Road to Windsor Road
- New Richmond Bridge
- Henry Lawson Drive Upgrade, and
- Western Sydney Long Term Strategic Corridor Preservation.

Figure 2.4: Western Sydney Roads Program



Box 2.23: Circular Quay Precinct Renewal

Circular Quay Renewal, currently in planning and development, would bring Australia's 'Waterfront to the World' back to life through the most significant redevelopment of the area since the re-construction of the wharves in the 1940's. The Budget has committed \$216.4 million towards refining the pre-concept design options. One of the project options includes renewing the ageing wharves and train station, ensuring accessibility to everyone, and delivering a world-class customer experience. The renewal aims to revitalise Circular Quay's arts and cultural offerings, by showcasing Australia's Aboriginal, and non-Aboriginal history. It would provide a refreshed retail and dining experience for one of Australia's most iconic destinations. The project would be a catalyst for further investment in Sydney, whilst rejuvenating the city landscape to enliven Australia's global city.

Circular Quay is a critical transport interchange in the heart of Sydney, and the only interchange in Australia where ferry, light rail, heavy rail, bus, taxi and active transport converge. It is home to Sydney's busiest ferry hub, one of Sydney's most important train stations and Australia's main overseas cruise ship terminal.

Figure 2.5: Circular Quay Precinct Renewal



Table 2.17: Key Regional and Outer Metro Transport projects continuing in this Budget:

Project	Investment
<p>Great Western Highway Upgrade</p> <p>Duplicating the Great Western Highway between Katoomba and Lithgow (Katoomba to Blackheath and Little Hartley to Lithgow), as a joint NSW and Commonwealth Government project. In addition, State funding is being applied for planning to duplicate the Central Section between Blackheath to Little Hartley. The project will reduce congestion and deliver safer, more efficient and reliable journeys through the Blue Mountains and better connect communities in the Central West. Construction of the \$45 million upgrade from Kelso to Raglan will continue.</p>	<p>\$3.2 billion (over next four years)</p> <p>\$163.2 million (2022-23)</p>
<p>Princes Highway – Jervis Bay to the Victorian border</p> <p>Continuing the transformation of the Princes Highway from south of Nowra to the Victorian border with ongoing planning, as well as NSW and Commonwealth Government providing funding for priority projects including:</p> <ul style="list-style-type: none"> • Jervis Bay Road Intersection • Jervis Bay to Sussex Inlet Upgrade • Milton-Ulladulla Bypass to improve safety, journey times and freight efficiency • Nowra to Moruya (Planning). 	<p>\$1.9 billion (over next four years)</p> <p>\$52.5 million (2022-23)</p>
<p>Coffs Harbour Bypass</p> <p>Continuing the NSW Government and Commonwealth Government funded Pacific Highway upgrade program, to improve connectivity, road transport efficiency and safety for local and interstate motorists.</p>	<p>\$1.4 billion (over next four years)</p> <p>\$245.9 million (2022-23)</p>
<p>Pacific Motorway (M1) to Raymond Terrace</p> <p>Continuing planning of the NSW Government and Commonwealth Government funded upgrade to connect the M1 Pacific Motorway and the Pacific Highway, including commencing early works construction on the widening of Hexham Straight to improve traffic flow and travel time and safety for all road users.</p>	<p>\$1.4 billion (over next four years)</p> <p>\$117.9 million (2022-23)</p>
<p>Newell Highway</p> <p>Continuing the NSW Government and Commonwealth Government funded works for delivery of 40 new overtaking lanes, Parkes bypass, new Dubbo Bridge, heavy duty pavement upgrades, flood mitigation works (State funded) and minor works along the corridor. See Box 2.25.</p>	<p>\$885.1 million (over next four years)</p> <p>\$308.3 million (2022-23)</p>
<p>Regional Rail Fleet</p> <p>Delivering a modern new Regional Rail Fleet to replace the ageing XPT, XPLOER and Endeavour trains and improve travel. Construction of a purpose-built maintenance facility in Dubbo.</p>	<p>\$835.6 million (over next three years)</p> <p>\$399.1 million (2022-23)</p>
<p>Mariyung Fleet (New Intercity Fleet)</p> <p>Delivering a new, state-of-the-art fleet and associated power supply upgrades to provide a new level of comfort and convenience and improve accessibility and safety for customers who travel between Sydney, the Central Coast and Newcastle, the Blue Mountains and the South Coast.</p>	<p>\$652.2 million (over next three years)</p> <p>\$296.8 million (2022-23)</p>
<p>New England Highway</p> <p>Continuing construction on the Belford to Golden Highway duplication, as well as NSW Government and Commonwealth Government funded improvements for early works construction on a bypass for Singleton to improve traffic flow, travel times and safety for motorists.</p>	<p>\$457.4 million (over next four years)</p> <p>\$65.0 million (2022-23)</p>
<p>Newcastle Inner City Bypass from Rankin Park to Jesmond</p> <p>Commencing construction on the NSW and Commonwealth Government funded final stage of the Newcastle Inner City Bypass between the Pacific Highway at Bennetts Green and the final stage of the Pacific Highway at Sandgate. The Bypass provides improved traffic flows across the western suburbs of Newcastle and connectivity to Bennetts Green, Charlestown and Jesmond shopping centres, the John Hunter Hospital precinct at New Lambton Heights and the University of Newcastle at Callaghan with connections to the Pacific Highway.</p>	<p>\$318.6 million (over next four years)</p> <p>\$37.8 million (2022-23)</p>

Project	Investment
<p>Mt Ousley Interchange</p> <p>Continuing planning and constructing the interchange to replace the existing intersection of the M1 Princes Motorway and Mount Ousley Road at the base of Mount Ousley (NSW and Commonwealth Government funded).</p>	<p>\$286.7 million (over next four years)</p> <p>\$13.9 million (2022-23)</p>
<p>Fast Rail Program</p> <p>Continuing detailed planning and commence early works of the Fast Rail Network including initial stages on the Northern Corridor to deliver fast, frequent and reliable connections between Sydney, the Central Coast and Newcastle in collaboration with the Australian Government.</p>	<p>\$274.5 million (over next four years)</p> <p>\$95.0 million (2022-23)</p>
<p>Muswellbrook Bypass, New England Highway (State and Federal)</p> <p>Commencing early works construction for the Muswellbrook bypass to improve travel times for long-haul freight movements, and safety for all road users on the New England Highway.</p>	<p>\$265.8 million (over next four years)</p> <p>\$14.2 million (2022-23)</p>
<p>Central Coast Roads</p> <p>Continuing planning and delivery of road projects in the Central Coast area including:</p> <ul style="list-style-type: none"> Pacific Highway, Parsons Road to Ourimbah Street, Lisarow Pacific Highway, Wyong Town Centre (NSW and Commonwealth Government funded) See Box 2.24 Central Coast Highway, Tumby Road Intersection Upgrade for the construction of the fast-tracked intersection at Tumby Road (NSW Government and Commonwealth funded). 	<p>\$238.8 million (over next four years)</p> <p>\$52.0 million (2022-23)</p>
<p>Princes Highway</p> <p>Continuing upgrades of the Princes Highway, including construction on South Batemans Bay Link Road, and on the NSW Government and Commonwealth Government funded new Nowra Bridge.</p>	<p>\$167.0 million (over next four years)</p> <p>\$100.8 million (2022-23)</p>
<p>Nelson Bay Road Upgrade</p> <p>Upgrading Nelson Bay Road to duplicate the road from Williamtown to Bobs Farm, including commencing work on a one-kilometre section of the existing road from Salt Ash to Bobs Farm.</p>	<p>\$156.3 million (over next four years)</p> <p>\$13.9 million (2022-23)</p>
<p>Barton Highway</p> <p>Continuing improvements on the NSW Government and Commonwealth Government funded Barton Highway duplication. This work will improve road safety while enhancing tourism, driving economic growth and creating vibrant regional spaces.</p>	<p>\$124.0 million (over next four years)</p> <p>\$24.2 million (2022-23)</p>
<p>Picton Road Upgrade</p> <p>Planning the upgrade of Picton Road to improve safety and connectivity as a key link for the Illawarra Region, South Coast, Sydney, Canberra and Melbourne (NSW and Commonwealth funded).</p>	<p>\$119.5 million (over next four years)</p> <p>\$39.1 million (2022-23)</p>
<p>Main Western Rail Line Capacity Enhancements</p> <p>Continuing the project including new passing loops to improve the efficiency and capacity of the Main West Rail Line for passenger and freight services.</p>	<p>\$102.4 million (over next four years)</p> <p>\$27.4 million (2022-23)</p>
<p>Fixing Country Rail Program</p> <p>Providing improved capacity, access, efficiency and reliability of the regional rail network, as well as delivering a highly functional transport network for moving freight in an out of regional areas.</p>	<p>\$58.2 million (over next two years)</p> <p>\$42.5 million (2022-23)</p>
<p>Waterfall Way Upgrade (planning)</p> <p>Upgrading sections of Waterfall Way to improve safety, reliability, travel times, and addressing safety for pedestrians and traffic in the Dorrigo town centre.</p>	<p>\$39.3 million (over next three years)</p> <p>\$14.8 million (2022-23)</p>
<p>Hume Highway</p> <p>Continuing to replace sections of the existing concrete pavement surface on the Hume Highway at Marulan to improve driving conditions with a flexible pavement with a thick asphalt surface which improves road safety and freight productivity.</p>	<p>\$27.1 million (over next two years)</p> <p>\$16.6 million (2022-23)</p>

Project	Investment
<p>Golden Highway</p> <p>Continuing the NSW and Commonwealth Government funded Golden Highway safety, to widen flood alleviation works, as well as finalising rest area initiatives to increase heavy vehicle safety and productivity.</p>	<p>\$21.4 million (over next three years)</p> <p>\$9.7 million (2022-23)</p>

Box 2.24: Pacific Highway Wyong Town Centre

Pacific Highway is the main route through the Wyong Town Centre and is a major urban arterial road connecting the northern suburbs of the Central Coast. The Commonwealth and NSW Governments are investing \$420 million to upgrade the Pacific Highway through the Wyong Town Centre.

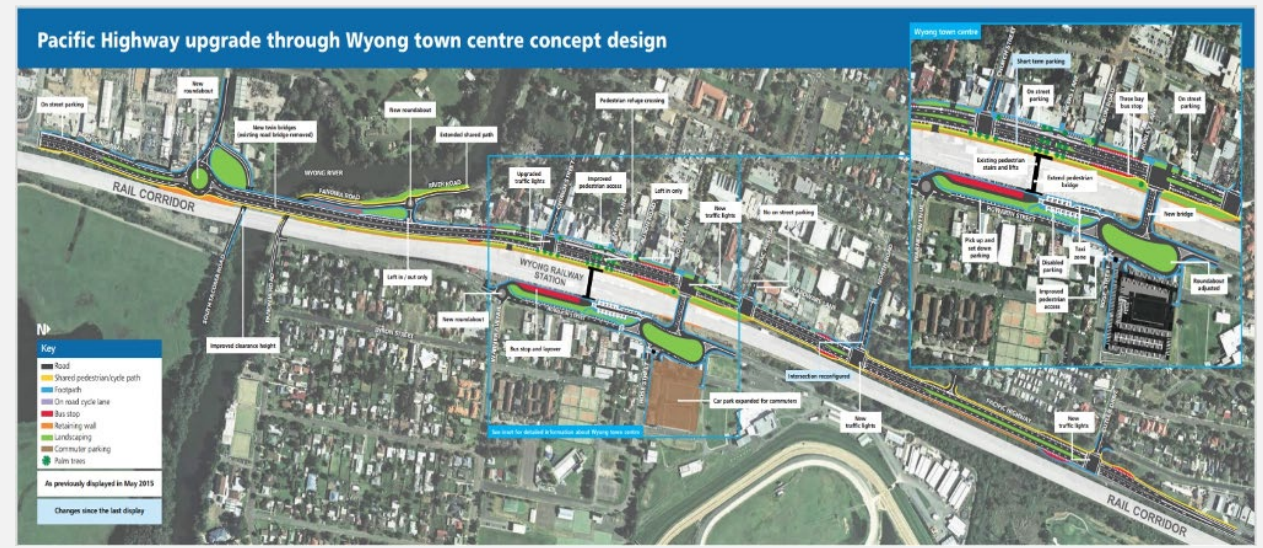
This upgrade will duplicate the Pacific Highway to two lanes in each direction between Johnson Road and Cutler Drive at Wyong, and replace the Wyong River Road bridge with two new road bridges.

It will also integrate the rail interchange with bus services, taxi services and disabled and short-term parking, provide new signalised intersections at Rose Street, Anzac Avenue, North Road and Cutler Drive, and upgrade the existing intersection at Church Street, and replace the Rose Street rail bridge.

The upgrade will:

- improve safety for all road users, including cyclists and pedestrians
- improve traffic flow to provide reliable road access to and through Wyong town centre
- provide a road environment that maintains as far as practicable the town’s identity while providing opportunities for future revitalisation and growth
- ensure the highway upgrade is compatible with current and future public transport services, and
- provide improved facilities for pedestrians and cyclists.

Figure 2.6: Pacific Highway Upgrade through Wyong



Box 2.25: Newell Highway

At over 1,060 kilometres in length, the Newell Highway is the longest highway in New South Wales. It connects the Victorian border at Tocumwal to the Queensland border at Goondiwindi.

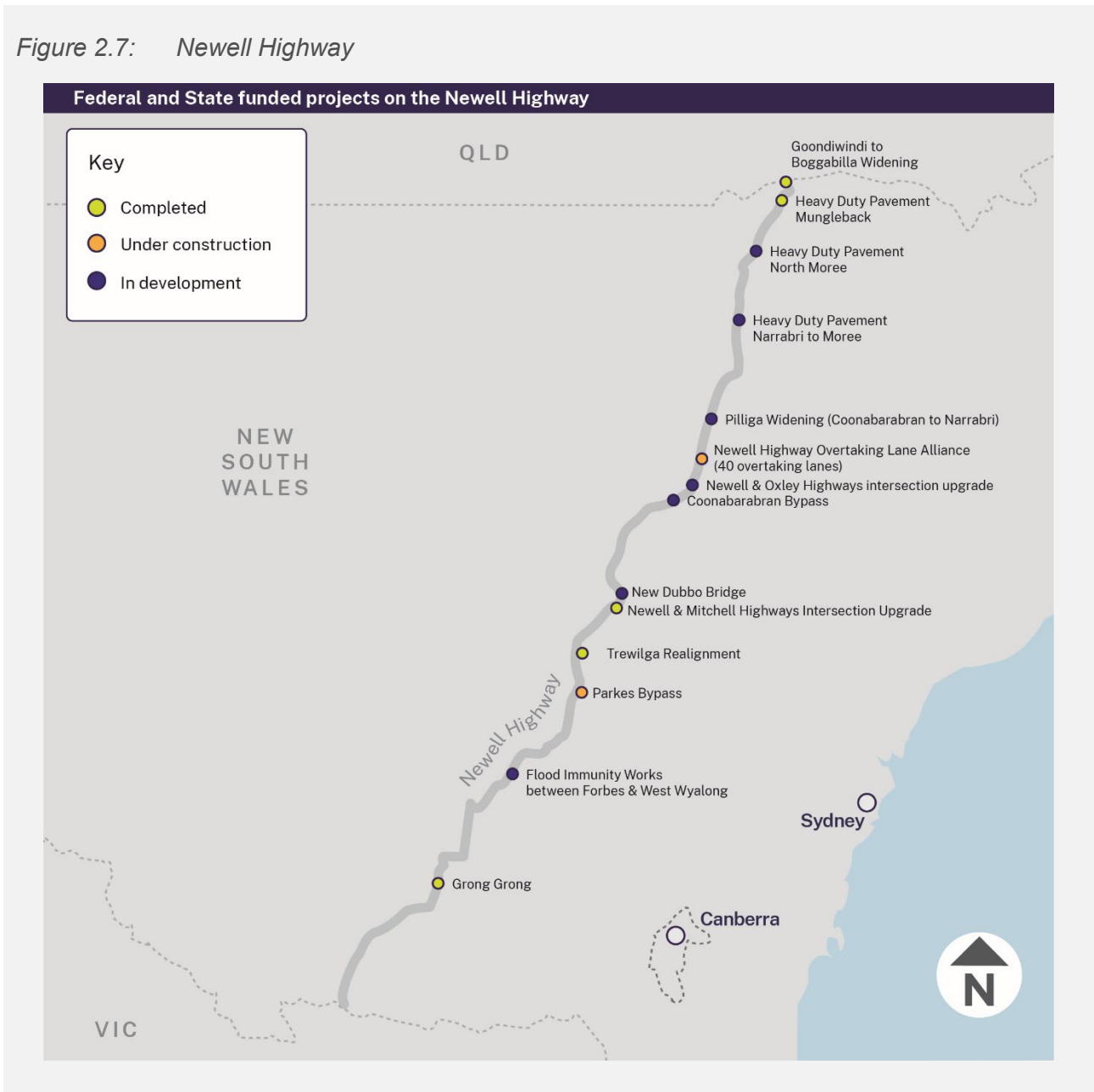
The NSW Government is carrying out upgrade works to the Newell Highway. The upgrade program covers a wide range of projects, including infrastructure upgrades and new builds, pavement upgrades, new overtaking lanes and safety upgrades. The \$1.7 billion investment, including a \$1.0 billion commitment from the Commonwealth Government, will benefit the community through:

- reducing average travel times for freight operators, particularly those running end to end
- increasing usage in the Newell Highway by Performance Based Standards (PBS) 3A heavy vehicles (a national heavy vehicle scheme designed to offer the heavy vehicle industry the potential to achieve higher productivity and safety through innovative and optimised vehicle design)
- increasing the number of end-to-end journeys by freight operators
- reducing the proportion of traffic spending time following other vehicles
- maintaining the Newell Highway safety performance at or above current levels
- reducing the travel time lost to flood events, and
- reducing asset maintenance costs between Narrabri and Boggabilla

Investments on the Newell Highway upgrade include the following projects:

- Trewilga Realignment (completed)
- Intersection upgrade on the Newell and Mitchell Highway at Dubbo (completed)
- Construction of a New Dubbo Bridge over the Macquarie River (due to commence in December 2022)
- Construction of the Parkes Bypass (currently in delivery, to be completed by December 2024)
- Heavy Duty Pavement works at Mungleback (completed), Narrabri to Moree (due to commence September 2022) and North Moree (to commence in late 2023)
- Shoulder widening near Coonabarabran in the Pilliga
- Planning for a Coonabarabran bypass
- Construction of about 40 overtaking lanes along the length of the Newell Highway, and
- Planning to flood proof the Newell Highway between Forbes and West Wyalong.

Figure 2.7: Newell Highway



Pages 5-47 to 5-54 of Chapter 5 of this *Infrastructure Statement* lists the major capital projects and minor works for Transport and Infrastructure cluster, including the ETC, expenditure to 30 June 2022, and 2022-23 allocation. Chapter 6 lists the major capital projects and minor works for the PNFC program for the transport agencies referred to above.



Treasury

The Treasury infrastructure program now predominantly includes the program of the Office of Energy and Climate change (OECC) including the Energy Corporation of NSW.

This program is mainly focussed on delivering on the Electricity Infrastructure Roadmap. The Roadmap will guide the transition of New South Wales to renewable energy over the next decade, principally by supporting Renewable Energy Zones located in regional New South Wales. The program also includes investment to support Treasury’s economic and financial management responsibilities.

\$1.9 billion	Capital Expenditure to 2025-26
\$384.0 million	Capital Expenditure 2022-23

Table 2.18: Key new Treasury projects commencing in 2022-23 included in this Budget:

Project	Investment
<p>Transmission Acceleration Facility</p> <p>The Facility will help to fast-track critical energy infrastructure to deliver lower cost and more reliable energy for all NSW consumers. While the precise projects will be designed and developed over time, the Facility is estimated to accelerate at least \$14 billion in private transmission infrastructure investment. Development funding supported by the Facility is intended to be recovered from private investors thereby replenishing the Facility to support further projects until final repayment in 2040. Over the next ten years, a total of \$2.6 billion in capital and \$425 million in expenses to fund transmission is planned, with a maximum impact on net debt of \$1.2 billion after taking account of the progressive repayment of proceeds.</p>	<p>\$2.6 billion (ETC)</p> <p>\$1.2 billion net (maximum, after proceeds)</p>

Box 2.26: Electricity Infrastructure Roadmap

The NSW Government’s Electricity Infrastructure Roadmap is the largest renewable energy policy in Australia’s history. The Roadmap will support economic growth, lay the foundation for a globally competitive economy and assist the State in meeting its net zero commitment by 2050 and 2030 target.

The Roadmap ensures households and businesses will have access to affordable, reliable and sustainable energy as it delivers new infrastructure. The 2022-23 Budget provides additional funding to support the Roadmap, including the establishment of the Transmission Acceleration Facility. The Facility will fund development activities which are estimated to accelerate billions in private investment in critical energy infrastructure.

Table 2.19: Key Treasury projects continuing in this Budget:

Project	Investment
Climate Change Fund Net Zero Projects Projects supported by the Climate Change Fund to adapt to climate change.	\$13.2 million (ETC)
Electricity Infrastructure Roadmap (capital component) Part of the Government's plan to attract up to \$32.0 billion in private investment in new generation, storage, firming and network infrastructure by 2030 to modernise the NSW electricity sector and establish transmission in Renewable Energy Zones.	\$164.2 million (ETC)
Zero and Low Emission Vehicle Reform Project Transition of the State vehicle fleet to zero and low emission vehicles.	\$264.5 million (ETC)

Pages 5-55 of Chapter 5 of this Infrastructure Statement lists the major capital projects and minor works for Treasury cluster, including the ETC, expenditure to 30 June 2022, and 2022-23 allocation.

3. INFRASTRUCTURE IN PLACE AND DELIVERING FOR NEW SOUTH WALES

3.1 Key infrastructure delivered since 2011

The Government has invested \$178 billion in new and upgraded infrastructure over the period 2011-12 to 2020-21. This transformative investment is supporting families, promoting equality of opportunity and modernising the NSW economy, leaving it in a good position for future generations. All this has been achieved in a financially responsible manner.

NSW families and communities can now enjoy the benefits of a modernised infrastructure system. The NSW Government's record infrastructure investment program has delivered:

- the largest transport infrastructure program in Australia's history, building a road and public transport network that better supports connectivity, accessibility, active transport, jobs, economic growth and productivity. Key achievements include the completion of the Pacific Highway Upgrade, Sydney Metro Northwest, NorthConnex, WestConnex and the M4 Smart Motorway.
- a world class health system with more than 170 new and upgraded hospitals and health facilities across NSW including Multipurpose Service and HealthOne programs, purpose-built ambulance infrastructure, a new hospital at Maitland and redevelopments of Royal North Shore, Blacktown Mount Druitt, Macksville, Westmead Children's, Bankstown-Lidcombe and Wagga Wagga Base Hospitals.
- 188 new and upgraded schools including 51 new or relocated schools and 137 major upgrades across metropolitan and regional NSW. New schools in Western Sydney and regional areas including Barramurra Public School, Galungara Public School, Estella Public School and, upgrades to Armidale Secondary College, Braidwood Central School, Murrumbidgee Regional High School, Ashtonfield Public School, Parramatta West Public School and Kingswood High School.
- investments in justice and emergency services infrastructure to help keep the community safe. This includes providing Police with advanced technology to fight crime, emergency helicopters to assist with fire and flood events and upgraded courts, police and fire stations across metropolitan and regional NSW.
- improved service quality and efficiency through investment in digital infrastructure including establishing the Service NSW site as a one-stop shop for all NSW Government services.
- dedicated investment in Regional NSW through Snowy Hydro Legacy Fund and Restart NSW, delivering water security, digital connectivity, improved freight linkages, road and rail connectivity and improved cultural, natural and tourism assets.
- improved access to cultural treasures through projects such as the, Upgrade of the Museum of Contemporary Art, Sydney International Convention, Exhibition and Entertainment precinct and Walsh Bay Arts Precinct.

3.2 Key infrastructure projects delivered in 2021-22

Table 3.1: Key Education and Skills projects delivered in 2021-22

Key Education and Skills projects delivered in 2021-22
<p>Kyeemagh Public School</p> <p>Kyeemagh Public School has been upgraded to bring students new and improved facilities, supporting the growing student community with flexible learning spaces, library, canteen, a covered outdoor learning area a new staff/administration area.</p>
<p>Porters Creek Public School</p> <p>The new school is now open and accommodates up to 460 students. The project delivered 20 flexible learning spaces, a hall with outside of school hours care facilities, library with two special programs rooms, an administration and staff building, landscaped external play spaces, and a mini sports field.</p>
<p>Denham Court Public School</p> <p>The new school in Leppington is designed to accommodate up to 940 students from years K-6. The project delivered 44 flexible learning spaces, administration and staff facilities, a library, hall, canteen and covered outdoor learning area.</p>
<p>Ashtonfield Public School</p> <p>The school has been updated with new and improved education facilities to support the student community, increase open play area and allow temporary demountable buildings to be removed. This includes a new permanent two storey building to provide innovative and flexible learning spaces for 12 classes.</p>
<p>The new Meadowbank Education and Employment Precinct</p> <p>The new precinct has education at its core while also connecting students to training and employment opportunities with local industry and the surrounding community. The new school facilities were completed in early 2022 and Meadowbank Public School and Marsden High School successfully relocated to the Meadowbank Education and Employment Precinct for the start of Term 2.</p> <p>The schools form a connected education community, supporting students to achieve their potential throughout their school years. The new school facilities cater for 1,000 primary school students, 1,500 secondary school students and a further 120 Intensive English Centre students.</p>

Table 3.2: Key Enterprise, Investment and Trade projects delivered in 2021-22

Key Enterprise, Investment and Trade projects delivered in 2021-22
<p>Sydney Opera House Stage 1 Renewal</p> <p>The Stage 1 Renewal program of the Sydney Opera House includes major upgrades to the world-famous Concert Hall, a new centre for creativity, a new premium function and events centre, and entry and foyer upgrades to improve accessibility. Works have been completed and are due to be open to the public in July 2022.</p>
<p>Walsh Bay Arts Precinct</p> <p>Revitalising the Walsh Bay Arts Precinct to house an expanded group of prestigious arts companies and showcase diverse cultural events. Wharf 4/5 commenced operation in late 2020, with Pier 2/3 completed in 2022.</p>
<p>Sydney Innovation and Technology Precinct (Tech Central)</p> <p>The Tech Central precinct will represent a future focal point of vibrant innovation and technology in the heart of the Sydney CBD, providing workspaces for technology firms including start-ups and scaleups</p>

Table 3.3: Key Health projects delivered in 2021-22

Key Health projects delivered in 2021-22
<p>Projects under the Multipurpose Service Program – Stage 5</p> <p>As part of the \$296.5 million program, the expanded Hay Health Service facility (completed September 2021) is delivering new and enhanced services including four new aged care residential rooms, three new staff accommodation units and a new triage room to assess and prioritise patients for treatment; and, at Tocumwal Multipurpose Service (completed December 2021), delivering three new staff accommodation units, following on from the extension of the existing building for a new inpatient unit completed in 2017.</p>
<p>Iluka Ambulance Station</p> <p>The first ambulance station for Iluka, became operational in March 2022, as part of the first stage of the \$232.0 million Rural Ambulance Infrastructure Reconfiguration. The statewide program is providing fit-for-purpose ambulance facilities for local paramedics and better meet the emergency care needs of the local community.</p>
<p>Dubbo Hospital Redevelopment Stages 3 & 4</p> <p>A new three-storey clinical building including new emergency department and short stay unit, medical imaging unit, inpatient unit, a critical care floor including an intensive care unit, coronary care/stroke unit and cardiac catheter laboratory and an expansion to oncology (\$150 million for Stages 3 & 4).</p>
<p>Bowraville HealthOne</p> <p>A new HealthOne facility, as part of the \$100 million HealthOne Strategy, co-locating GP services with community health services to improve patient access and deliver an integrated healthcare approach.</p>
<p>Western Cancer Centre</p> <p>A new \$35 million Cancer Centre providing regional and remote communities in Western NSW with access to enhanced cancer care and health services closer to home. The facility provides increased chemotherapy spaces and clinical services not previously accessible in the region including medical oncology, radiation therapy and a PET/CT scanner for advanced diagnostics.</p>

Box 3.1: Concord Hospital Redevelopment Stage 1 – A Fast-Tracked Redevelopment Assisting the Government's COVID-19 Response

In response to the Delta outbreak and as part of a health plan to support health workers and patients, the Sydney Local Health District increased Intensive Care Unit and COVID ward capacity across the district. The Concord Hospital Redevelopment was fast-tracked as part of this plan.

The construction of the new \$341.2 million eight-storey building was delivered ahead of schedule in September 2021 to exclusively provide dedicated care for COVID-19 patients. Health Infrastructure worked in partnership with Sydney Local Health District and building contractor Roberts Co, making the building available to assist with NSW Health's pandemic response.

The configuration of the building allowed staff to safely care for patients with two-thirds of inpatient beds being single rooms providing more capacity to isolate and care for patients with COVID-19. The modern design also provided optimal line of sight to patients and additional space for staff to have breaks and shower after their shift.

In March 2022, the state-of-the-art 214-bed Clinical Services Building commenced operations delivering additional inpatient and outpatient capacity, a new comprehensive Cancer Care Centre, aged health and rehabilitation services and a new home for the nation's first dedicated National Centre for Veterans' Healthcare.

Box 3.2: New Maitland Hospital - Providing New and Expanded Health Services in Regional NSW

The new \$470 million Maitland Hospital delivers a range of new and expanded health services with significantly more beds and treatment spaces than the former facility, to meet the growing and healthcare needs of communities in Maitland and the Lower Hunter.

For the first time, cancer treatments including chemotherapy and immune therapies are available in the area with the inclusion of a dedicated 12-chair oncology treatment centre. The new hospital also has expanded facilities for surgery, maternity and paediatric care, along with renal dialysis, oral health services and outpatient clinics.

The redevelopment provides the region's first emergency short stay unit to improve the flow of patients through the Emergency Department and reduce patient admissions to the inpatient unit.

Key features of the new facility include:

- a rooftop helipad
- operating theatres and surgical space
- 2 dedicated endoscopy procedure rooms
- a 'hot floor' dedicated to critical care, combining theatres, intensive care, close observation unit, birthing, neonatal special care nursery and a cardiac catheterisation lab
- 12 bed paediatric unit with an additional 4 beds for day surgery, testing and observation
- inpatient units
- additional space for mental health services.

Table 3.4: Key Planning and Environment projects delivered in 2021-22

Key Planning and Environment projects delivered in 2021-22
<p>Social and Community Housing projects – Aboriginal Housing Office</p> <p>\$62.9 million for new housing supply, upgrades and maintenance works through the Aboriginal Housing Office, ensuring First Nations communities have access to quality, affordable housing.</p>
<p>Orange Office Accommodation Strategy</p> <p>\$19.7 million for the completion and occupation of the new Ian Armstrong Building, which accommodates over 800 staff in a 100 per cent agile work environment.</p>
<p>Capital Maintenance Stimulus Program</p> <p>\$15.6 million for capital improvements and maintenance for properties owned by Property NSW and a car park for Sydney Olympic Park Authority, including to undertake upgrades, ensure compliance with policies including work health and safety and improve sustainability.</p>

Table 3.5: Key Regional NSW projects delivered in 2021-22

Key Regional NSW projects delivered in 2021-22
<p>Pests, Weeds and Disease Management</p> <p>A strategic pest, weed and disease management program, including developing targeted plans for invasive species, using distribution data, to ascertain where the invasion curve could be flattened and where their growth could be suppressed to protect the livelihoods of NSW primary producers. In addition, the program fast tracked bio control agents into regions where traditional control techniques are no longer cost-effective.</p>
<p>Titles Management System</p> <p>The project has built a purpose-built solution for managing titles related work, transforming the way mining applications are processed and administered in NSW. The fit-for-purpose platform supports the transparent, efficient, and effective end-to-end management of titles administration across the industry. The new system has also reduced operational effort and complexity for internal assessment staff plus improved service levels to industry and external stakeholders through greater functionality and transparency.</p>
<p>Shark Mitigation and Ocean Beach Safety – Phase 1</p> <p>Trialling new shark mitigation technologies, in consultation with local communities, including drones, SMART drumlines and shark tagging, tagging 21 shark listening stations along the coast. In 2021-22 an additional 16 tagged shark listening stations were installed ensuring that every coastal Local Government Area has at least one listening station to detect tagged sharks, meeting the NSW Government's objective of increasing protection for beachgoers while minimising harm to sharks and other marine life.</p>

Table 3.6: Key Stronger Communities projects delivered in 2021-22

Key Stronger Communities projects delivered in 2021-22
<p>Prison Body Scanners for Correctional Centres</p> <p>Providing \$15.2 million for enhanced security to detect and deter contraband from being smuggled in centres helping to keep inmates, visitors and staff safe.</p>
<p>Youth Justice System Reform Program</p> <p>A \$6.1 million upgrade to critical infrastructure and information technology across Youth Justice Centres to help care for young offenders.</p>
<p>Emergency Helicopters</p> <p>\$11.1 million emergency helicopters to provide vital aerial bushfire fighting capacity across the state during bushfire emergencies.</p>
<p>Marine Vessel Replacement Program</p> <p>Replacing several marine vessels which enable NSW Police Force to retain a maritime capability to respond to emergencies.</p>

Table 3.7: Key Transport and Infrastructure projects delivered in 2021-22

Key Transport and Infrastructure projects delivered in 2021-22
<p>The Northern Road</p> <p>All six stages of the \$1.7 billion upgrade are now open to traffic, with the final stage between Littlefields Road and Glenmore Parkway operative since November 2021.</p> <p>Upgrade to a 35-kilometre section of The Northern Road between The Old Northern Road, Narellan and Jamison Road, South Penrith, integrating transport in the region to capitalise on the economic benefits from the new Western Sydney International (Nancy-Bird Walton) Airport, now under construction.</p>
<p>Albion Park Rail Bypass</p> <p>A \$630 million investment extending M1 Princes Motorway between Yallah and Oak Flats to bypass Albion Park Rail, a freight, bus, and tourist route to complete the 'missing link,' a high-standard road between Sydney and Bomaderry. The Bypass opened in October 2021 and was completed in early 2022.</p>
<p>Berry to Bomaderry Upgrade</p> <p>Upgrading more than 30 kilometres of highway between Gerringong and Bomaderry, to improve safety, increase road capacity, improve traffic flow and deliver better and more reliable journeys on this section of the highway. The \$450 million project was completed in March 2022.</p>
<p>Batemans Bay Bridge Replacement</p> <p>A new bridge with better connections in and around Batemans Bay for motorists, freight, river users, pedestrians and cyclists. The \$274 million project started in early 2019 and opened to traffic in March 2021.</p>
<p>New England Highway, Bolivia Hill Upgrade</p> <p>Upgrading a 2.1-kilometre section of the New England Highway at Bolivia Hill. Includes a new major 320 metre bridge and widening the existing road to remove dangerous bends and reduce grades along the steepest section of the highway between Glen Innes and Tenterfield. The section opened to traffic in September 2021 with all site works completed in November 2021.</p>
<p>Cobb Highway, New Murray River Bridge</p> <p>Constructing a new Murray River two-lane bridge between Echuca (Victoria) and Moama (NSW), providing an alternative to the existing bridge, that has insufficient capacity. This project is a partnership between the Australian, Victorian, and NSW Governments.</p>

4. THE RESTART NSW FUND

- The Restart NSW Fund (Restart NSW) was established in 2011 to enable investment in high-priority infrastructure projects.
- Estimated lifetime inflows into Restart NSW are \$37.7 billion at 30 June 2022.
- \$34.5 billion has been committed to specific projects and programs, representing an 12.8 per cent increase from the 2021-22 Budget.
- \$1.9 billion has been reserved for specific projects that need further development and analysis to determine if they should be funded.
- 30 per cent of Restart NSW funding is targeted at regional and rural areas. The Government's commitment is on track to be achieved over the life of the fund.

4.1 Overview

Established in 2011, Restart NSW has innovatively funded infrastructure, supported job growth and economic productivity, improved regional liveability and delivered sustainable community assets. Restart NSW was made possible by the Government's successful asset recycling program which facilitates the continued delivery of the infrastructure with the State.

Table 4.1: Restart NSW Fund (expected position as at 30 June 2022)

	Restart NSW	Table reference
Total inflows ^(a)	\$37.7 billion	4.4
Commitments ^(b)	\$34.5 billion	4.2
Reservations	\$1.9 billion	4.3
Unallocated balance	\$1.3 billion	

(a) Total inflows include the recognition of \$4.6 billion of unrealised investment returns in the NSW Infrastructure Future Fund (NIFF) as an inflow into Restart NSW. A portion of the investment returns in the NIFF remain unallocated as a prudential buffer against future volatility and are not presently recognised as an inflow into Restart NSW.

(b) Commitments include \$301.2 million in funding from the Consolidated Fund for the \$1.0 billion Safe and Secure Water Program to enable the funding of crucial water infrastructure based on community needs.

4.2 Restart NSW commitments and reservations

Restart NSW commitments

Total Restart NSW commitments are \$34.5 billion as at the 2022-23 Budget, including an additional \$4 billion in project commitments since the 2021-22 Budget (Table 4.2). Of these commitments, \$26.5 billion has been paid to over a thousand projects across New South Wales as since Restart NSW's inception.

A commitment can only be made once the Treasurer has accepted a specific funding recommendation from Infrastructure NSW for an individual project, as required by the *Restart NSW Fund Act 2011*. Restart NSW commitments are only progressed once they have a comprehensive business case and have undergone rigorous financial and economic analysis.

Table 4.2: Restart NSW commitments

	Commitments \$m
Commitments as at the 2021-22 Budget	30,561.8
Commitments approved since the 2021-22 Budget	
Sydney Metro West	3,400.0
Regional Road Freight Corridor	451.8
Housing Acceleration Fund (HAF4)	32.1
Corridor Identification and Reservation	29.1
NSW Cycling Infrastructure Initiative	14.5
Bridges for the Bush	12.6
Housing Acceleration Fund (HAF5)	10.6
Batemans Bay Bridge Replacement	7.4
Regional Project Development and Delivery Fund	5.7
Fixing Country Roads	4.1
Total commitments approved since the 2021-22 Budget	3,967.8
Reprofiling of existing commitments^(a)	(48.4)
Total commitments as at the 2022-23 Budget	34,481.2

(a) Includes savings from completed projects and relinquished funding for projects no longer proceeding.

The additional \$4 billion in commitments represents a 12.8 per cent increase on the \$30.6 billion in commitments approved at the 2021-22 Budget.

Restart NSW reservations

A total of \$1.9 billion of Restart NSW funds are reserved to deliver future projects and programs as at the 2022-23 Budget (Table 4.3).

Reservations are Restart NSW funds that have been set aside for specific projects and programs prior to receiving a funding recommendation from Infrastructure NSW. This enables the Government to undertake additional project development and assurance processes before making a final decision on whether to proceed with a project.

The Budget aggregates include the estimated direct budget impact of spending Restart NSW reservations. This reflects the Government's commitment to fully invest all reservations in economically beneficial projects and programs over the life of the fund.

Table 4.3: Restart NSW reservations

	Reservations \$m
Reservations as at the 2021-22 Budget	5,867.8
Reservations approved since the 2021-22 Budget^(a)	0.0
Reservations used to fund commitments since the 2021-22 Budget	(3,919.4)
Total reservations as at the 2022-23 Budget	1,948.4

(a) A reservation is a project or program identified by the Government as a priority for Restart funding, subject to recommendation from Infrastructure NSW. The NSW Government has not announced any Restart reservations since the 2021-22 Budget, with the focus being on delivering existing Restart commitments.

4.3 Funding sources

Restart NSW inflows are forecast to reach \$37.7 billion by 30 June 2022 (Table 4.4).

Table 4.4: Restart NSW funding sources

	Total Inflows \$m
Asset recycling	25,124.7
TransGrid (including stamp duty)	6,578.6
Ausgrid (including stamp duty)	5,561.4
Port Botany and Port Kembla (including stamp duty)	4,253.3
Endeavour Energy (including stamp duty)	2,841.9
Land and Property Information	2,606.8
Newcastle Port (including stamp duty)	1,575.6
Macquarie Generation (including stamp duty)	713.6
Property NSW (various asset recycling transactions)	504.8
Sydney Desalination Plant	312.0
Green State Power	86.9
Eraring Power Station	48.1
Delta Electricity (various asset recycling transactions)	25.6
Pillar Corporation (including stamp duty)	16.2
Cash deposits from the Consolidated Fund	2,336.5
Windfall tax revenues	2,293.0
Investment earnings to date	5,551.1
Asset Recycling Initiative payments	1,007.9
Waratah Bonds	1,374.2
Total Inflows (see Table 4.1)	37.7 billion

Inflows have increased by since the 2021-22 Budget due to proceeds received from Waratah Bonds (\$244 million) and interest earnings (\$8 million).

The Government established the New South Wales Infrastructure Future Fund (NIFF) in December 2016 as the investment vehicle for Restart NSW proceeds. These proceeds are invested in a range of financial assets with a higher earning potential than cash deposits and an investment horizon that matches the forecast expenditure requirements of Restart NSW. Earnings from the NIFF support the delivery of the Government's Restart NSW and Rebuilding NSW infrastructure programs.

4.4 Investing in regional New South Wales

Over its lifetime, 30 per cent of Restart NSW funding is targeted at regional and rural areas (areas outside of Sydney, Newcastle and Wollongong).

To date, \$10.2 billion from Restart NSW has been committed and reserved for programs and projects in regional and rural New South Wales, comprising of \$9.2 billion in commitments and \$1.0 billion in reservations for future projects.

Since the 2021-22 Budget, the Government has committed an additional \$492.4 million for regional projects, representing around 87 per cent of new commitments excluding Sydney Metro West.

Table 4.5: Significant Restart NSW programs in regional New South Wales

Program	Description	Restart NSW commitment at the 2022-23 Budget \$m ^(a)
Regional Road Freight Corridor	Investing in major regional corridors to improve freight movements across NSW. Restart has invested in works across the New England, Newell, Oxley, Pacific, Princes, Golden and Mitchell Highways.	589.8
Regional Growth: Economic Activation Fund – Growing Local Economies	Investing in infrastructure supporting job creation and economic growth in regional NSW. Over 100 projects have received Restart funds.	423.0
Water Security for Regions	Secures water supplies and drought-proofs regional communities, including dams and bores, and includes the Regional Wastewater and Backlog Water program	339.8
Batemans Bay Bridge Replacement	A new bridge building better connections in and around Batemans Bay for motorists, freight, river users, pedestrians and cyclists and easing traffic congestion along the Princes Highway.	207.4
Maitland Hospital Development	Providing an improved range health services for the Hunter region delivering an additional 150 beds and treatment spaces.	195.0
Grafton Bridge	An additional 525 metre bridge for Grafton providing road network improvements for Grafton and the stage significant Summerland Way.	177.0
Regional Rail Fleet	Replacing the current regional fleet with safer, comfortable and more accessible trains.	170.0
Bridges for the Bush	Upgrading and replacing bridges across regional NSW.	153.0
Regional Tourism Infrastructure Program	Supporting regional tourism by contributing to critical visitor economy infrastructure projects such as rail, trains, airports and cruise terminals.	109.0
Lismore Hospital Redevelopment	Expanding hospital capacity and capability to deliver health care for people in the Lismore region.	79.4

(a) Table only included Restart funded components of projects. Projects may have received other funding

Box 4.1: New investment into regional Restart NSW projects

A total of \$10.2 billion¹ has been committed and reserved from Restart NSW programs for over a thousand individual projects in regional New South Wales. Projects receiving Restart funding since the 2021-22 Budget include:

- M1 Pacific Motorway Extension to Raymond Terrace
- M1 Pacific Motorway Hexham Straight Project
- Rawsonville, Moama, Briner, Tabulam and Monkerai Bridges under the Bridges for the Bush Program
- Batemans Bay Bridge Replacement
- Muswellbrook Bypass
- Newell Highway: Narrabri to Bellata Heavy Duty Pavement
- Yass Murrumbateman – Water Quality Improvement

4.5 Governance and project selection framework

The Government has implemented a comprehensive governance framework to ensure Restart NSW funds are invested in infrastructure projects that enhance the State's economic growth and productivity.

The *Restart NSW Fund Act 2011* (the Act) is the centrepiece of this framework. Under the Act Infrastructure NSW is responsible for independently assessing and recommending Restart NSW projects which improve economic growth and productivity of NSW across all sectors. Infrastructure NSW uses a project's benefit cost ratio (BCR) to assess this: a project's benefits must exceed the cost of its delivery by having a BCR greater than 1.

New infrastructure projects considered for Restart NSW funding are subject to a comprehensive selection process, the components being:

- strategic assessment ensuring the project aligns with the Act criteria and existing government priorities
- economic assessment ensuring the project can produce a net economic benefit and improve economic growth and productivity in the State (demonstrated by a benefit-cost ratio of greater than one)
- investor assurance, including an independent review process for projects over \$10 million to ensure they have met the relevant business case requirements.

¹ Including \$301.2 million in funding from the Consolidated Fund for the \$1.0 billion Safe and Secure Water Program.

5. General Government Sector Projects

5.1 General government sector projects

Customer Service

Department of Customer Service	5 - 5
Service NSW	5 - 6
New South Wales Government Telecommunications Authority	5 - 6
Information and Privacy Commission	5 - 7
Long Service Corporation	5 - 7
State Insurance Regulatory Authority	5 - 7
Independent Pricing and Regulatory Tribunal	5 - 7

Education

Department of Education	5 - 8
TAFE Commission	5 - 14
NSW Education Standards Authority	5 - 15

Enterprise, Investment and Trade

Department of Enterprise, Investment and Trade	5 - 16
Office of Sport	5 - 17
Western Parkland City Authority	5 - 17
Art Gallery of New South Wales	5 - 18
Australian Museum	5 - 18
Historic Houses Trust of New South Wales	5 - 19
State Archives and Records Authority of New South Wales	5 - 19
State Library of New South Wales	5 - 20
Destination NSW	5 - 20
Museum of Applied Arts and Sciences	5 - 20

Health

Ministry of Health	5 - 21
Health Care Complaints Commission	5 - 27
Mental Health Commission of New South Wales	5 - 27

Planning and Environment

Department of Planning and Environment	5 - 28
Environment Protection Authority	5 - 30
Sydney Olympic Park Authority	5 - 31
Aboriginal Housing Office	5 - 31
Biodiversity Conservation Trust of NSW	5 - 31
Hunter and Central Coast Development Corporation	5 - 32
Planning Ministerial Corporation	5 - 32
Property NSW	5 - 33
Water Administration Ministerial Corporation	5 - 33
Lands Administration Ministerial Corporation	5 - 33

Premier and Cabinet	
Department of Premier and Cabinet	5 - 34
Parliamentary Counsel's Office	5 - 34
New South Wales Electoral Commission	5 - 34
Public Service Commission	5 - 35
Audit Office of New South Wales	5 - 35
Independent Commission Against Corruption	5 - 35
Law Enforcement Conduct Commission	5 - 35
Ombudsman's Office	5 - 35
Regional NSW	
Department of Regional NSW	5 - 36
Regional Growth NSW Development Corporation	5 - 37
Local Land Services	5 - 37
New South Wales Rural Assistance Authority	5 - 38
NSW Food Authority	5 - 38
Stronger Communities	
Department of Communities and Justice	5 - 39
Crown Solicitor's Office	5 - 39
Fire and Rescue NSW	5 - 40
Legal Aid Commission of New South Wales	5 - 41
NSW Police Force	5 - 41
NSW Rural Fire Service	5 - 44
Office of the NSW State Emergency Service	5 - 44
Multicultural NSW	5 - 45
NSW Trustee and Guardian	5 - 45
Office of the Children's Guardian	5 - 45
Office of the Director of Public Prosecutions	5 - 46
New South Wales Crime Commission	5 - 46
Resilience NSW	5 - 46
Judicial Commission of New South Wales	5 - 46
Transport	
Transport for NSW	5 - 47
Infrastructure NSW	5 - 52
Royal Botanic Gardens and Domain Trust	5 - 52
Sydney Metro	5 - 53
Centennial Park and Moore Park Trust	5 - 54
Greater Cities Commission	5 - 54
Western Sydney Parklands Trust	5 - 54
Office of Transport Safety Investigations	5 - 54
Treasury	
The Treasury	5 - 55
Workers' Compensation (Dust Diseases) Authority	5 - 55
NSW Self Insurance Corporation	5 - 55
The Legislature	
The Legislature	5 - 56

Table 5.1: Capital investment by general government sector^(a)

Agency	Capital Expenditure			
	2021-22	2021-22	2022-23	Variation ^(c)
	Budget ^(b)	Revised ^(b)	Budget ^(b)	
\$m	\$m	\$m	\$m	
Customer Service				
Department of Customer Service	222.0	328.0	285.0	(42.9)
Information and Privacy Commission	0.3	0.2	0.3	0.2
Service NSW	24.9	63.4	41.1	(22.3)
Long Service Corporation	0.3	4.7	0.3	(4.4)
New South Wales Government Telecommunications Authority	438.9	163.3	292.8	129.5
State Insurance Regulatory Authority	5.6	...	5.6	5.6
Independent Pricing and Regulatory Tribunal	5.3	0.2	0.2	...
Education				
Department of Education	3,196.0	2,067.9	2,668.4	600.5
NSW Education Standards Authority	1.4	2.2	2.3	0.1
TAFE Commission	251.7	217.9	318.9	101.0
Enterprise, Investment and Trade				
Department of Enterprise, Investment and Trade ^(d)	65.3	383.9	318.6
Investment NSW ^{(e)(f)}	13.7	9.1	...	(9.1)
Office of Sport ^(g)	8.4	6.8	15.9	9.2
Western Parkland City Authority ^(e)	76.1	316.5	170.7	(145.7)
Art Gallery of New South Wales ^(e)	158.4	186.4	62.4	(124.0)
Australian Museum ^(e)	20.5	16.1	26.1	9.9
Destination NSW ^(e)	0.3	0.4	0.2	(0.1)
Historic Houses Trust of New South Wales ^(e)	4.8	9.9	5.0	(4.9)
Museum of Applied Arts and Sciences ^(e)	4.0	8.9	4.0	(4.9)
State Archives and Records Authority of New South Wales ^(e)	9.9	14.4	5.0	(9.4)
State Library of New South Wales ^(e)	23.1	24.5	25.3	0.8
Health				
Ministry of Health	3,094.3	2,128.5	2,843.7	715.2
Health Care Complaints Commission	0.1	0.3	3.1	2.8
Mental Health Commission of New South Wales	0.2	...	0.0	0.0
Planning and Environment				
Department of Planning and Environment	642.2	501.9	689.9	188.0
Environment Protection Authority	14.5	6.0	16.5	10.5
Natural Resources Commission	0.0
Sydney Olympic Park Authority	74.3	80.7	21.1	(59.6)
Aboriginal Housing Office	100.8	96.8	90.6	(6.2)
Biodiversity Conservation Trust of NSW	15.1	2.0	15.2	13.1
Hunter and Central Coast Development Corporation	8.2	1.0	7.0	5.9
Lands Administration Ministerial Corporation	3.9	1.2	(2.7)
Planning Ministerial Corporation	188.8	96.0	120.6	24.5
Property NSW	94.2	74.8	368.1	293.4
Water Administration Ministerial Corporation	3.0	3.0	...
Office of Independent Planning Commission	2.3	0.6	...	(0.6)
Premier and Cabinet				
Department of Premier and Cabinet	324.4	165.2	20.0	(145.3)
Parliamentary Counsel's Office	0.8	0.4	0.7	0.4
Audit Office of New South Wales	2.2	0.9	2.2	1.3
Independent Commission Against Corruption	1.4	1.2	1.2	0.0
Law Enforcement Conduct Commission	1.2	1.2	1.4	0.2
New South Wales Electoral Commission	16.9	3.8	13.1	9.3
Ombudsman's Office	0.8	0.6	2.1	1.5
Public Service Commission	0.3	0.3	1.3	1.0

Table 5.1: Capital investment by general government sector ^(a) (cont.)

Agency	Capital Expenditure			
	2021-22	2021-22	2022-23	Variation ^(c)
	Budget ^(b)	Revised ^(b)	Budget ^(b)	
\$m	\$m	\$m	\$m	
Regional NSW				
Department of Regional NSW	206.7	44.6	95.4	50.8
New South Wales Rural Assistance Authority	0.1	...	0.1	0.1
Regional Growth NSW Development Corporation	100.2	69.4	321.1	251.6
Local Land Services	26.1	24.2	14.8	(9.4)
NSW Food Authority	1.1	1.0	1.1	0.1
Stronger Communities				
Department Communities and Justice	906.8	402.7	320.9	(81.8)
Crown Solicitor's Office	2.0	2.0	2.0	(0.1)
Fire and Rescue NSW	82.6	67.2	105.6	38.5
Legal Aid Commission of New South Wales	7.2	9.8	9.7	(0.1)
New South Wales Crime Commission	1.5	1.6	0.7	(0.9)
NSW Police Force	389.4	235.3	507.0	271.7
NSW Rural Fire Service	29.7	22.3	51.2	28.9
Office of the NSW State Emergency Service	47.3	22.3	40.3	18.0
Resilience NSW ^(h)	11.7	1.7	58.6	56.9
Multicultural NSW	2.5	3.4	2.0	(1.4)
NSW Trustee and Guardian	6.7	5.5	7.1	1.6
Judicial Commission of New South Wales	0.3	0.0	0.2	0.1
Office of the Children's Guardian	1.9	0.8	1.0	0.2
Office of the Director of Public Prosecutions	27.9	22.7	5.7	(16.9)
Transport and Infrastructure				
Transport for NSW	8,288.1	6,148.3	9,687.0	3,538.8
Greater Cities Commission ⁽ⁱ⁾	0.4	0.5	0.3	(0.1)
Infrastructure NSW ⁽ⁱ⁾	583.4	258.4	340.7	82.3
Royal Botanic Gardens and Domain Trust ^(j)	28.7	25.9	31.3	5.3
Sydney Metro	6,934.2	6,517.2	8,325.6	1,808.4
Centennial Park and Moore Park Trust ^(j)	10.0	20.9	13.2	(7.7)
Office of Transport Safety Investigations	0.0	0.0	1.5	1.5
Western Sydney Parklands Trust ^(j)	16.5	16.5	9.5	(7.0)
Treasury				
The Treasury	9.4	28.1	382.6	354.5
NSW Self Insurance Corporation	0.2	0.2	0.2	...
Workers' Compensation (Dust Diseases) Authority	8.9	0.1	1.3	1.2
The Legislature				
The Legislature	42.7	33.2	57.2	24.0
Advance to the Treasurer	20.0	...	20.0	20.0
Not allocated to an agency ^(k)	(3,462.8)	(730.0)	(6,286.6)	(5,556.6)
Total	23,380.1	19,930.5	22,663.6	2,733.1

(a) This table only reports infrastructure investment by agencies and does not include capital grants to public and private bodies to fund infrastructure.

(b) General government sector investment published in Table 1.1 or Table A1.1 of Budget Paper 1 may not sum to the totals of agency programs published in Table 4.1. The difference represents intra-sector eliminations.

(c) The variation is from 2021-22 revised to the 2022-23 Budget. Discrepancies between totals are due to rounding.

(d) The Department of Enterprise, Investment and Trade was established on the 1 April 2022.

(e) Transferred from the Premier and Cabinet cluster to the Enterprise, Investment and Trade cluster, effective 1 April 2022.

(f) Investment NSW is to be abolished from 1 July 2022.

(g) Office of Sport was transferred from the Stronger Communities cluster, effective 1 April 2022.

(h) Transferred from the Premier and Cabinet cluster to the Stronger Communities cluster, effective 1 April 2022.

(i) Transferred from the Premier and Cabinet cluster, effective 1 April 2022.

(j) Transferred from the Planning and Environment cluster to the Transport and Infrastructure cluster, effective 1 April 2022.

(k) Includes provisions and underspends not allocated to an agency.

Project Description	Location	Start	Complete	Estimated Total Cost	Est. Expend To 30-06-22	Allocation 2022-23
				\$000	\$000	\$000

Department of Customer Service

Major Works

New Works

Construct NSW - Regulatory Framework	Various	2022	2024	2,242		1,880
Digital Restart Fund - Complaints, Compliance & Enforcement Program	Haymarket	2022	2023	31,710	1,807	29,903
Digital Restart Fund - Mining Royalty Management System Enhancement	Parramatta	2022	2023	2,585		2,585
Revenue Collections System (MARS) Technology Refresh	Parramatta	2022	2026	28,495		6,600
Total, New Works						40,968

Works in Progress

Birth Death and Marriages Relocation	Surry Hills	2021	2023	6,000	200	5,800
Corsnet Sustaining Capital	Bathurst	2019	2029	7,140	860	1,040
Data Centre Consolidation Acceleration Program	Various	2013	2031	24,958	13,514	1,125
Digital Restart Fund - DCS GovConnect Cyber Resilience Program - Project Trust	Haymarket	2021	2023	20,000	5,569	14,431
Digital Restart Fund - Live.NSW (Digital Twin)	Bathurst	2021	2029	31,260	2,523	24,727
Digital Restart Fund - Modernise Licencing and Compliance Program	Haymarket	2020	2023	104,103	38,814	65,289
ICT Development Program	Various	2014	2031	41,903	22,302	3,023
ICT Projects	Various	2004	2032	123,394	77,543	45,000
Office Refurbishment and Rationalisation	Various	2005	2032	193,240	166,495	7,972
OneGov Digital Services Gateway	Haymarket	2013	2028	14,047	8,540	937
Revenue NSW-Critical System Maintenance	Parramatta	2017	2028	64,555	9,593	6,569
Spatial Data Infrastructure Program	Bathurst	2014	2028	52,089	29,074	3,748
Technology Asset Replacement Program	Parramatta	2014	2031	35,502	19,116	2,368
Total, Works in Progress						182,029

Total, Major Works

222,997

Leases

Accommodation Leases	Haymarket	2019	2031	344,506	344,505	1
----------------------	-----------	------	------	---------	---------	---

Total, Leases

1

Total, Minor Works

62,046

Total, Department of Customer Service

285,044

Project Description	Location	Start	Complete	Estimated Total Cost	Est. Expend To 30-06-22	Allocation 2022-23
				\$000	\$000	\$000

Service NSW

Major Works

New Works

Digital Identity Roadmap	Various	2022	2023	3,310	618	2,692
Digital Notifications Uplift Project	Various	2022	2023	1,800	250	1,550
Front Door for Women in Business Program	Various	2022	2023	1,502		1,502
Mobile Service Centre Program	Various	2022	2023	1,650		1,650
Service Centre Upgrade Program	Various	2022	2023	7,600		7,600
Total, New Works						14,994

Works in Progress

10 New Service Centres	Various	2019	2023	14,853	8,743	6,353
Easy to Do Business Program	Various	2018	2023	26,660	22,528	7,000
Total, Works in Progress						13,353

Total, Major Works

28,347

Total, Minor Works

11,510

Total, Service NSW

39,857

New South Wales Government Telecommunications Authority

Major Works

New Works

Mission Critical Emergency Services Messaging Program	Various	2022	2032	60,307		12,654
Total, New Works						12,654

Works in Progress

Critical Communications Enhancement Program	Various	2018	2026	1,292,844	593,904	263,000
Total, Works in Progress						263,000

Total, Major Works

275,654

Leases

Lease Acquisitions between \$250,000 and \$20 Million	Various	n.a.	n.a.	n.a.	n.a.	258
Total, Leases						258

Total, Minor Works

16,879

Total, New South Wales Government Telecommunications Authority

292,791

Project Description	Location	Start	Complete	Estimated Total Cost	Est. Expend To 30-06-22	Allocation 2022-23
				\$000	\$000	\$000

The following agencies have a minor works program only

Information and Privacy Commission	315
Long Service Corporation	260
State Insurance Regulatory Authority	5,555
Independent Pricing and Regulatory Tribunal	180

Project Description	Location	Start	Complete	Estimated	Est. Expend	Allocation
				Total Cost	To 30-06-22	2022-23
				\$000	\$000	\$000

Department of Education

Major Works

New Works ^(a)

Albury Thurgoona (new primary school)	Thurgoona	n.a.	n.a.	n.a.		1,730
Austral Public School Upgrade	Austral	n.a.	n.a.	n.a.		1,101
Bathurst Secondary School Community Group Renewal	Various	n.a.	n.a.	n.a.		51
Concord High School Upgrade	Concord	n.a.	n.a.	n.a.		2,162
Condell Park High School Upgrade	Condell Park	n.a.	n.a.	n.a.		133
Dubbo Primary School Community Group Renewal	Various	n.a.	n.a.	n.a.		35
Gables (new primary school)	Box Hill	n.a.	n.a.	n.a.		1,730
Gillieston Public School (redevelopment)	Gillieston Heights	n.a.	n.a.	n.a.		1,730
Leeton Primary School Community Group Renewal	Various	n.a.	n.a.	n.a.		17
Lennox Head Public School (relocation)	Lennox Head	n.a.	n.a.	n.a.		786
Leppington Public School Upgrade	Leppington	n.a.	n.a.	n.a.		1,297
Macquarie Park - (new primary school)	Macquarie Park	n.a.	n.a.	n.a.		1,965
Melonba (new primary school)	Melonba	n.a.	n.a.	n.a.		1,730
Melrose Park Public School (redevelopment)	Melrose Park	n.a.	n.a.	n.a.		1,730
Nirimba Fields (new primary school)	Nirimba Fields	n.a.	n.a.	n.a.		445
Parramatta East Public School Upgrade	North Parramatta	n.a.	n.a.	n.a.		1,415
Riverbank Public School Upgrade - Stage 3	The Ponds	n.a.	n.a.	n.a.		354
Rouse Hill High School Upgrade	Beaumont Hills	n.a.	n.a.	n.a.		467
Schofields Public School Upgrade	Schofields	n.a.	n.a.	n.a.		56
Sir Joseph Banks High School Upgrade	Revesby	n.a.	n.a.	n.a.		119
Telopea Public School Upgrade	Telopea	n.a.	n.a.	n.a.		1,730
Ulladulla High School Upgrade	Ulladulla	n.a.	n.a.	n.a.		73
Ulladulla/Milton Primary School Community Group Renewal	Various	n.a.	n.a.	n.a.		35
Total, New Works						20,891

Works in Progress ^{(b)(c)(d)}

Ajuga School, Campbell House School and Glenfield Park School Upgrades	Glenfield	2016	2021	26,760	25,393	10
Artarmon Public School Upgrade	Artarmon	2015	2019	25,019	24,836	10
Ashtonfield Public School Upgrade	Ashtonfield	2020	2021	15,279	14,116	10

Project Description	Location	Start	Complete	Estimated	Est. Expend	Allocation
				Total Cost	To 30-06-22	2022-23
				\$000	\$000	\$000

Department of Education (cont.)

Bangalow Public School Upgrade	Bangalow	2022	2023	13,200	3,183	4,325
Bankstown North Public School Upgrade	Bankstown	2021	2022	40,000	24,608	7,473
Bardia Public School Upgrade	Bardia	2015	2019	n.a.	43,699	425
Barramurra Public School (Catherine Field new primary school)	Oran Park	2019	2021	52,821	52,050	749
Bexhill Public School Upgrade	Bexhill	2021	2023	10,200	2,810	4,205
Birrong Boys and Girls High School Upgrade	Birrong	n.a.	n.a.	n.a.	1,325	7,049
Bletchington Public School Upgrade	Orange	2022	2023	25,825	6,453	13,479
Bomaderry High School Upgrade	Bomaderry	n.a.	n.a.	n.a.	579	954
Budawang School (relocation)	Ulladulla	2022	2022	34,367	6,571	18,387
Bungendore High School	Bungendore	2022	2023	71,000	17,375	24,548
Canterbury Boys High School Upgrade	Ashbury	2022	2023	9,800	909	8,329
Canterbury South Public School Upgrade	Canterbury	2021	2022	37,100	32,632	3,653
Carlingford West Public School Upgrade	Carlingford	2022	n.a.	n.a.	21,634	7,162
Castle Hill Public School Upgrade	Castle Hill	2022	n.a.	n.a.	866	3,263
Cecil Hills High School Upgrade	Cecil Hills	n.a.	n.a.	n.a.	966	6,328
Centre of Excellence for Agricultural Education	Richmond	2022	2022	56,800	17,036	37,128
Chatswood (new primary school)	Chatswood	n.a.	n.a.	n.a.	429	500
Chatswood Public School and High School Upgrade	Chatswood	2020	2023	250,000	104,478	82,219
Co Funded Metropolitan School Renewal Program	Various	2020	2024	240,000	81,096	107,049
Co Funded Regional School Renewal Program	Various	2020	2024	240,000	82,030	70,799
Cooler Classrooms	Various	2018	2023	500,000	426,049	73,951
Cronulla High School Upgrade	Greenhills Beach	2022	n.a.	n.a.	1,922	8,770
Croydon Public School Upgrade	Croydon	2019	2021	35,401	34,647	655
Cumberland High School Upgrade	Carlingford	n.a.	n.a.	n.a.	1,629	7,628
Darcy Road Public School Upgrade	Wentworthville	2022	n.a.	n.a.	943	4,626
Darlington Public School Upgrade	Darlington	2021	2023	44,231	26,853	13,379
Eastwood Public School Upgrade	Eastwood	2021	2022	9,900	5,058	4,842
Edmondson Park (new high school)	Edmondson Park	n.a.	n.a.	n.a.	694	46,513
Edmondson Park (new primary school)	Edmondson Park	2022	2023	70,000	22,256	34,159
Engadine High School Upgrade	Engadine	2021	2022	9,000	6,496	1,528

Project Description	Location	Start	Complete	Estimated	Est. Expend	Allocation
				Total Cost	To 30-06-22	2022-23
				\$000	\$000	\$000

Department of Education (cont.)

Epping (new primary school)	Epping	2021	2023	60,000	24,067	28,046
Epping West Public School Upgrade	Epping	2021	2023	34,800	23,232	11,568
Estella Public School (new primary school in the Wagga Wagga electorate)	Charles Sturt University	2019	2021	42,050	41,144	10
Fairvale High School Upgrade	Fairfield West	2018	2022	40,700	40,689	11
Fort Street Public School Upgrade	Millers Point	2021	2023	68,200	32,805	23,016
Galungara Public School (Alex Avenue new primary school)	Schofields	2019	2021	51,623	49,255	2,368
Galungara Public School Upgrade - Stage 2	Schofields	2022	2023	25,000	9,406	9,290
Girraween Public School Upgrade	Girraween	n.a.	n.a.	n.a.	586	9,000
Gledswood Hills Public School - Stage 2	Gledswood Hills	2022	2024	18,100	2,238	11,812
Glenwood High School Upgrade	Glenwood	2022	2024	90,000	8,053	50,130
Googong Public School	Googong	2022	2023	57,000	26,835	10,843
Green Square Public School	Waterloo	2022	2024	76,000	3,994	42,322
Gregory Hills (new primary school)	Gregory Hills	2022	n.a.	n.a.	1,173	20,967
Harrington Park Public School Upgrade	Harrington Park	2020	2023	31,625	23,154	7,810
Hastings Secondary College Upgrade	Port Macquarie	2021	2023	48,100	20,496	23,763
Hunter River High School Upgrade	Heatherbrae	n.a.	n.a.	n.a.	987	5,554
Hurlstone Agricultural High School Upgrade - Stage 2	Glenfield	n.a.	n.a.	n.a.	12,977	12,786
Inner Sydney High School (new school)	Surry Hills	2016	2020	135,500	128,291	120
Irrawang High School Upgrade	Raymond Terrace	n.a.	n.a.	n.a.	1,013	5,011
Jamison High School Upgrade	South Penrith	2021	2022	9,000	6,728	2,272
Jannali East Public School Upgrade	Jannali	2021	2022	4,910	4,463	124
Jerrabomberra High School	Jerrabomberra	2022	2023	57,000	22,312	25,575
Jindabyne Education Campus	Jindabyne	2022	n.a.	n.a.	7,118	69,362
John Palmer Public School Upgrade	The Ponds	2022	2023	57,600	5,665	35,413
Jordan Springs Public School Upgrade - Stage 2	Jordan Springs	2022	2023	25,000	7,695	12,694
Kingscliff High School Upgrade	Kingscliff	2020	2022	32,000	9,119	11,758
Kingscliff Public School Upgrade	Kingscliff	2020	2022	39,377	9,368	23,106
Kyeemagh Public School Upgrade	Kyeemagh	2019	2022	31,000	24,929	3,289
LED Lighting Upgrade Program	Various	2020	2022	157,800	117,365	40,435
Lennox Head Public School - Stage 1 planning	Lennox Head	n.a.	n.a.	n.a.	2,135	100
Lindfield Learning Village - Stage 2	Lindfield	2020	2022	149,400	92,807	350

Project Description	Location	Start	Complete	Estimated	Est. Expend	Allocation
				Total Cost	To 30-06-22	2022-23
				\$000	\$000	\$000

Department of Education (cont.)

Liverpool Boys and Girls High School Upgrade	Liverpool	n.a.	n.a.	n.a.	119	2,496
Liverpool West Public School Upgrade	Liverpool	2021	2023	24,100	17,783	3,215
Liverpool West Public School Upgrade - Stage 2	Liverpool	n.a.	n.a.	n.a.	1,103	9,668
Macquarie Park Education Campus	Macquarie Park	n.a.	n.a.	n.a.	2,641	32,580
Mainsbridge School (new school through relocation)	Liverpool	2019	2021	32,778	32,229	6
Manly Vale Public School Upgrade	Manly Vale	2014	2019	n.a.	53,855	234
Manly Village Public School Upgrade	Manly	2022	n.a.	n.a.	2,811	5,873
Marsden Park (new high school)	Melonba	n.a.	n.a.	n.a.	3,622	10,592
Matthew Pearce Public School Upgrade	Baulkham Hills	n.a.	n.a.	n.a.	742	2,093
Middle Head Environment Education Centre	Mosman	2022	n.a.	n.a.	187	2,789
Millthorpe Public School Upgrade	Millthorpe	2021	2022	15,900	5,508	9,404
Milperra Public School Upgrade	Milperra	2021	2022	3,500	2,764	163
Mona Vale Public School Upgrade	Mona Vale	2021	2022	52,800	21,710	11,052
Monaro High School Upgrade	Cooma	2019	2021	47,380	46,294	10
Moruya High School Upgrade	Moruya	n.a.	n.a.	n.a.	1,000	6,700
Mosman High School Upgrade	Mosman	2022	2023	90,000	27,726	33,613
Mulgoa Rise Glenmore Park (new primary school)	Glenmore Park	2021	2022	40,000	21,194	18,737
Murrumbateman Public School	Murrumbateman	2021	2023	38,000	24,230	5,744
Murrumbidgee Regional High School Upgrade - Stage 2	Griffith	2022	n.a.	n.a.	548	7,050
Murwillumbah Education Campus	Murwillumbah	2022	2024	n.a.	35,087	40,203
Muswellbrook South Public School Upgrade	Muswellbrook	2021	2023	20,800	5,451	9,749
Narrabeen Education Campus	North Narrabeen	n.a.	n.a.	n.a.	779	15,563
Nepean Creative and Performing Arts High School Upgrade	Emu Plains	2021	2022	9,000	5,999	2,952
Neutral Bay Public School Upgrade	Neutral Bay	n.a.	n.a.	n.a.	964	10,907
New Environmental Education Centre (Penrith Lakes)	Castlereagh	n.a.	n.a.	n.a.	643	6,515
New school in the Liverpool electorate	Liverpool	2021	2023	58,984	20,349	34,177
Newcastle Education Campus	Newcastle	2022	n.a.	n.a.	862	16,606
North Sydney Public School Upgrade	North Sydney	2021	2023	45,000	10,914	22,230
Northbourne Public School (Marsden Park new primary school)	Marsden Park	2020	2021	48,654	48,350	68

Project Description	Location	Start	Complete	Estimated	Est. Expend	Allocation
				Total Cost	To 30-06-22	2022-23
				\$000	\$000	\$000

Department of Education (cont.)

Oran Park Public School Upgrade - Stage 2	Oran Park	n.a.	n.a.	n.a.	916	8,027
Orange Grove Public School Upgrade	Lilyfield	n.a.	n.a.	n.a.	841	6,320
Passfield Park School Upgrade	Minto	2020	2022	28,500	22,509	100
Pendle Hill High School Upgrade	Toongabbie	2021	2022	39,800	17,801	14,461
Picnic Point High School Upgrade	Picnic Point	2022	2023	20,000	10,314	4,577
Picton High School Upgrade	Picton	2019	2021	n.a.	115,265	394
Porters Creek Public School (Warnervale new primary school)	Hamlyn Terrace	2020	2022	37,994	37,431	563
Punchbowl Public School Upgrade	Punchbowl	n.a.	n.a.	n.a.	155	1,885
Queanbeyan West Public School Upgrade	Crestwood	2022	2023	3,000	850	10
Rainbow Street Public School Upgrade	Randwick	2015	2019	35,294	35,019	10
Randwick Boys and Girls High School Upgrade	Randwick	n.a.	n.a.	n.a.	154	3,755
Rhodes East (new primary school)	Rhodes	n.a.	n.a.	n.a.	430	990
Richmond High School Upgrade - Richmond Agricultural College	Richmond	2021	2022	15,200	12,668	2,279
Rural Access Gap Direct Intervention Package	Various	n.a.	n.a.	n.a.	225,399	140,400
Rydalmere Education Campus	Rydalmere	n.a.	n.a.	n.a.	2,224	12,740
Samuel Gilbert Public School Upgrade	Castle Hill	2019	2022	32,570	32,126	439
Schools at Meadowbank Education and Employment Precinct	Meadowbank	2019	2022	300,000	285,138	435
Seven Hills High School Skills Upgrade	Seven Hills	2022	2022	14,772	1,245	8,226
Smart Energy Schools Pilot	Various	2021	2022	n.a.	7,360	2,640
South Nowra/ Worrigee (new primary school)	South Nowra	n.a.	n.a.	n.a.	1,388	5,797
South West Sydney, new selective high school	Leppington	n.a.	n.a.	n.a.	200	1,150
St Ives High School Upgrade	St Ives	2019	2021	25,560	21,302	10
St Leonards Education Precinct - Stage 1	St Leonards	n.a.	n.a.	n.a.	462	2,197
Stanwell Park Public School Upgrade	Stanwell Park	2021	2022	4,910	3,977	119
Tallawong (new primary school)	Tallawong	2021	n.a.	n.a.	1,410	15,000
Teven-Tintenbar Public School Upgrade	Tintenbar	2021	2022	3,000	1,262	724
The Forest High School (Relocation)	Frenchs Forest	n.a.	n.a.	n.a.	1,795	16,193
Tirriwirri School (Queanbeyan School)	Karabar	2019	2021	21,000	18,329	10

Project Description	Location	Start	Complete	Estimated	Est. Expend	Allocation
				Total Cost	To 30-06-22	2022-23
				\$000	\$000	\$000

Department of Education (cont.)

Tweed Heads South Public School Upgrade	Tweed Heads South	2020	2022	25,000	8,483	2,253
Tweed River High School Skills Upgrade	Tweed Heads South	2022	2022	19,000	4,376	7,508
Tweed River High School Upgrade	Tweed Heads South	2020	2022	26,215	10,904	2,604
Wee Waa High School Upgrade	Wee Waa	2022	2022	49,900	27,980	20,754
Wentworth Point (new high school) - (formerly 'Sydney Olympic Park new high school')	Sydney Olympic Park	2022	n.a.	n.a.	12,773	70,197
Wentworth Point Public School Upgrade - Stage 2	Wentworth Point	n.a.	n.a.	n.a.	469	4,645
Wentworthville Public School Upgrade	Wentworthville	2019	2022	42,500	41,910	590
Westmead South (new primary school)	Westmead	n.a.	n.a.	n.a.	819	1,260
Wilkins Public School (new preschool)	Marrickville	2021	2021	3,200	3,078	10
Wilton Junction (new primary school)	Wilton	n.a.	n.a.	n.a.	1,225	6,394
Wilton Public School Upgrade	Wilton	2021	2022	39,000	9,971	13,930
Yanco Agricultural High School Upgrade	Yanco	n.a.	n.a.	n.a.	133	1,242
Yass High School Multi-Purpose Hall Upgrade	Yass	2021	2022	9,000	5,731	283
Young High School Upgrade	Young	2020	2022	25,500	17,295	6,351
Total, Works in Progress						1,811,471
Total, Major Works						1,832,362
Leases						
Lease Acquisitions between \$250,000 and \$20 million	Various	n.a.	n.a.	n.a.	n.a.	17,580
Total, Leases						17,580
Total, Minor Works						818,433
Total, Department of Education						2,668,375

(a) ETC is withheld due to commercial sensitivities and start/finish dates confirmed once a delivery schedule has been finalised.

(b) ETC may change due to market conditions or as more detailed planning is undertaken. The ETC may also be withheld due to commercial sensitivities.

(c) Start and completion dates for projects will be confirmed once a delivery schedule has been finalised.

(d) The dates listed are physical completion dates. Final expenditure can occur after the school is ready for occupation by students and staff.

Project Description	Location	Start	Complete	Estimated	Est. Expend	Allocation
				Total Cost	To 30-06-22	2022-23
				\$000	\$000	\$000

TAFE Commission

Major Works

New Works

Asset Renewal Program	Various	2022	2023	139,000		139,000
Coffs Harbour Optimisation	Coffs Harbour	2022	2025	n.a.		2,900
Kingscliff Campus Expansion	Kingscliff	2022	2025	n.a.		3,200
Northern Rivers Education, Training and Research Hub	Cudgen	2022	2023	n.a.		2,500
Ryde Building A Upgrade	Ryde	2022	2024	n.a.		2,000
Wyong Animal Studies	Wyong	2022	2024	n.a.		2,000
Total, New Works						151,600

Works in Progress

ICT Asset Refresh Program to Enhance Student Experience	Various	2021	2023	19,000	10,792	8,208
Asset Management Solution	Various	2021	2023	8,000	602	7,398
Connected Learning Centres Program - Stage 3	Various	2019	2023	57,094	40,578	16,516
IT Security Enhancement Program	Various	2020	2023	1,619	799	820
Institute of Applied Technology Pilot Program	Various	2021	2023	13,200	450	12,750
Institute of Applied Technology for Construction	Kingswood	2019	2023	80,357	27,309	50,843
Institute of Applied Technology for Digital Tech	Meadowbank	2019	2022	128,900	125,803	3,097
Scone Multi Trades Hub	Scone	2021	2023	3,000	1,237	1,763
Shared Services Centre	East Tamworth	2021	2022	4,010	2,574	1,436
Student Management Services	Various	2016	n.a.	n.a.	n.a.	n.a.
Undercover Areas for Training at Heights	Various	2021	2022	5,900	4,959	941
Total, Works in Progress						110,772

Total, Major Works

262,372

Leases

Lease Acquisitions between \$250,000 and \$20 million	Burwood	n.a.	n.a.	n.a.	n.a.	2,560
Total, Leases						2,560

Total, Minor Works

53,986

Total, TAFE Commission

318,918

Project Description	Location	Start	Complete	Estimated Total Cost	Est. Expend To 30-06-22	Allocation 2022-23
				\$000	\$000	\$000

The following agencies have a minor works program only

NSW Education Standards Authority **2,300**

Project Description	Location	Start	Complete	Estimated Total Cost	Est. Expend To 30-06-22	Allocation 2022-23
				\$000	\$000	\$000

Department of Enterprise, Investment and Trade

Major Works

New Works

Cultural Institutions Asset Maintenance Fund	Various	2022	2024	37,914		21,625
National Art School Precinct Renewal	Darlinghurst	2022	2026	21,700		2,500
RNA Pilot Facility	n.a.	2022	2023	72,208		72,208
Willow Grove Deconstruction and St Georges Terrace Works	Parramatta	2022	2023	7,000		7,000
Total, New Works						103,333

Works in Progress

Arts Maintenance and Upgrades Program ^(a)	Various	2020	2023	101,835	89,343	12,492
Global NSW Strategy	Sydney	2020	2029	7,200	3,412	588
New Powerhouse Museum in Parramatta (including Castle Hill)	Parramatta	2019	2025	n.a.	278,981	246,140
Stonework Repairs Program	Various	2021	2023	3,000	1,500	1,500
Ultimo Powerhouse Museum	Ultimo	2021	2028	n.a.	1,722	4,050
Walsh Bay Arts Precinct Project	Dawes Point	2019	2026	379,340	349,047	8,986
Total, Works in Progress						273,756

Total, Major Works

377,089

Total, Minor Works

6,790

Total, Department of Enterprise, Investment and Trade

383,879

(a) Total ETC is \$103.8 million however amounts allocated to Australian Museum in 2022-23 for the Arts and Maintenance and Upgrades Program have been reported separately.

Project Description	Location	Start	Complete	Estimated Total Cost	Est. Expend To 30-06-22	Allocation 2022-23
				\$000	\$000	\$000

Office of Sport

Major Works

New Works

Enhancement to Combat Sports Registration System	Sydney Olympic Park	2022	2023	1,405		1,405
New Lake Macquarie Sport and Recreation Centre Project	Morisset	2022	2025	40,000		5,000
Sydney International Regatta Centre Replacement of Obsolete Electronic Timing System	Castlereagh	2022	2023	3,618		3,618
Total, New Works						10,023

Total, Major Works

10,023

Leases

Lease Acquisitions between \$250,000 and \$20 million	Sydney Olympic Park	n.a.	n.a.	n.a.	n.a.	300
---	---------------------	------	------	------	------	-----

Total, Leases

300

Total, Minor Works

5,593

Total, Office of Sport

15,916

Western Parkland City Authority

Major Works

New Works

Advanced Manufacturing and Research Facility	Bringelly	2022	2032	261,875		9,966
Total, New Works						9,966

Works in Progress

Advanced Manufacturing and Research Facility (Planning)	Bringelly	2020	2023	6,000	4,700	1,300
Bradfield City Centre First Building	Bringelly	2021	n.a.	47,800	1,440	38,970
Bradfield City Centre Stage 1 Enabling Works	Bringelly	2021	2028	870,000	2,074	113,882
Total, Works in Progress						154,152

Total, Major Works

164,118

Total, Minor Works

6,591

Total, Western Parkland City Authority

170,709

Project Description	Location	Start	Complete	Estimated Total Cost	Est. Expend To 30-06-22	Allocation 2022-23
				\$000	\$000	\$000

Art Gallery of New South Wales

Major Works

Works in Progress

Sydney Modern Project - Expansion of the Art Gallery	Sydney	2017	2022	344,317	288,038	56,279
Total, Works in Progress						56,279
Total, Major Works						56,279
Total, Minor Works						6,150
Total, Art Gallery of New South Wales						62,429

Australian Museum

Major Works

Works in Progress

Pacific Gallery – Relocation and Expansion	Darlinghurst	2020	2024	3,095	325	2,477
Stage 1 Australian Museum Redevelopment	Darlinghurst	2018	2022	55,048	50,581	4,467
Total, Works in Progress						6,944
Total, Major Works						6,944
Leases						
Lease Acquisitions between \$250,000 and \$20 million	Darlinghurst	n.a.	n.a.	n.a.	n.a.	60
Total, Leases						60
Total, Minor Works						19,077
Total, Australian Museum						26,081

Project Description	Location	Start	Complete	Estimated Total Cost	Est. Expend To 30-06-22	Allocation 2022-23
				\$000	\$000	\$000

Historic Houses Trust of New South Wales

Major Works

Works in Progress

10-Year Capital Maintenance Program	Various	2016	2026	32,712	23,515	2,279
Asset Compliance Capital Maintenance Project	Various	2020	2023	2,580	2,000	580
Total, Works in Progress						2,859

Total, Major Works

2,859

Leases

Lease Acquisitions less than \$250,000	Sydney	n.a.	n.a.	n.a.	n.a.	176
--	--------	------	------	------	------	-----

Total, Leases

176

Total, Minor Works

2,000

Total, Historic Houses Trust of New South Wales

5,035

State Archives and Records Authority of New South Wales

Major Works

Works in Progress

Critical Fire Protection Upgrade & Site Compliance Program	Kingswood	2018	2023	16,000	14,496	1,500
Total, Works in Progress						1,500

Total, Major Works

1,500

Leases

Lease Acquisitions between \$250,000 and \$20 million	Kingswood	n.a.	n.a.	n.a.	n.a.	632
---	-----------	------	------	------	------	-----

Total, Leases

632

Total, Minor Works

2,854

Total, State Archives and Records Authority of New South Wales

4,986

Project Description	Location	Start	Complete	Estimated Total Cost	Est. Expend To 30-06-22	Allocation 2022-23
				\$000	\$000	\$000

State Library of New South Wales

Major Works

Works in Progress

Accessibility and Functionality Upgrades	Sydney	2020	2023	12,137	3,837	8,300
Digitisation for Regional Delivery Program	Sydney	2012	2023	59,054	57,854	1,200
Total, Works in Progress						9,500
Total, Major Works						9,500
Total, Minor Works						15,770
Total, State Library of New South Wales						25,270

The following agencies have a minor works program only

Destination NSW	230
Museum of Applied Arts and Sciences	3,968

Project Description	Location	Start	Complete ^(a)	Estimated	Est. Expend	Allocation
				Total Cost	To 30-06-22	2022-23
				\$000	\$000	\$000

Ministry of Health

Major Works

New Works

Albury Hospital ED Crisis Assessment Unit	East Albury	2022	2023	3,000		3,000
Albury Hospital Redevelopment	East Albury	2022	2026	45,000		2,000
Ballina District Hospital Redevelopment (Planning)	Ballina	2022	2023	2,000		2,000
Banksia Mental Health Unit	North Tamworth	2022	2024	14,600		2,000
Batemans Bay HealthOne	Batemans Bay	2022	2026	20,000		1,000
Bathurst Health Service Redevelopment	West Bathurst	2022	2030	200,000		1,000
Brighter Beginnings - Digital Baby Book	Various	2023	2027	53,713		13,075
Broken Hill Hospital Emergency Department	Broken Hill	2022	2025	10,000		500
Cessnock Hospital Redevelopment	Cessnock	2022	2027	111,480		500
Cowra Hospital - Additional Funding	Cowra	2022	2026	40,000		1,000
Digital Restart Fund - Patient Reported Measures	Various	2022	2025	22,370		9,677
Digital Restart Fund - Digital Access to Care	Various	2022	2024	20,000		17,940
Digital Restart Fund - Digital Baby Book	Various	2022	2023	4,970		4,970
Drug and Alcohol Treatment Services in regional NSW	Various	2022	2025	10,065		9,465
Eurobodalla Regional Hospital Redevelopment - additional funding	Moruya	2022	2027	60,000		11,000
Expanding the Affordable IVF Initiative	Various	2022	2025	18,000		6,000
Extended hours Childcare Centres	Various	2022	2025	8,000		1,000
Finley Hospital Upgrade	Finley	2022	2026	25,000		500
Forster Tuncurry Health Facility	Forster	2022	2025	20,000		1,000
Glen Innes Hospital Redevelopment - additional funding	Sedgefield	2022	2025	30,000		5,000
Grafton Base Hospital Redevelopment	Grafton	2022	2030	263,800		1,000
Integrated Mental Health Complex at Westmead	Westmead	2022	2030	460,000	9,719	1,842
Kempsey Heritage Building Refurbishment	West Kempsey	2022	2023	2,500		2,500
Key Health Worker Accommodation - Far Western Region	Various	2022	2025	15,300		500
Key Health Worker Accommodation - Murrumbidgee Region	Various	2022	2025	15,000		500

Project Description	Location	Start	Complete ^(a)	Estimated	Est. Expend	Allocation
				Total Cost	To 30-06-22	2022-23
				\$000	\$000	\$000

Ministry of Health (cont.)

Key Health Worker Accommodation - Southern NSW region	Various	2022	2025	15,000		500
Leeton Hospital Upgrade	Leeton	2022	2023	1,200		1,200
Maitland Integrated Community and Community Mental Health Service	Metford	2022	2026	22,000		500
Mid North Coast Imaging Service Upgrade	Various	2022	2023	1,700		1,700
Mid North Coast Medical Equipment Upgrade	Various	2022	2023	4,200		4,200
NSW Ambulance Infrastructure Program	Various	2022	2027	615,500		98,940
NSW Ambulance Stay Safe and Keep Operational	Various	2022	2024	20,000		10,000
NSW Ambulance Virtual Clinical Care Centre (VCCC)	Sydney Olympic Park	2022	2024	15,000		10,000
Planning - Callan Park (Pathways to Community Living)	Lilyfield	2022	2023	1,000		1,000
Planning - Wagga Wagga Health and Knowledge Precinct	Wagga Wagga	2022	2023	1,000		1,000
Planning Future New Works 2022-23	Various	2022	2023	1,000		1,000
Prince of Wales Hospital Acute Services Building Fitout	Randwick	2022	2029	82,500		1,000
St George Hospital Car Park	Kogarah	2022	2027	26,000		500
Sydney Biomedical Accelerator as part of Tech Precinct ^(c)	Camperdown	2022	2027	150,000		14,940
Temora Hospital Redevelopment	Temora	2022	2027	80,000		500
Viral Vector Manufacturing Facility	Westmead	2022	2026	49,600		34,200
Virtual Care Strategy - NSW Telestroke Service	Various	2022	2023	700		700
Western NSW Biomedical Equipment Upgrade	Various	2022	2023	6,000		6,000
World Class End of Life Care	Various	2022	2026	93,000		2,000
Wyong Cancer Day Unit	Hamlyn Terrace	2022	2024	6,400		1,000
Young CT Scanner	Young	2022	2023	1,000		1,000
Total, New Works						290,849

Works in Progress

Ambulance Infrastructure

Critical Communications Enhancement Program Terminal Refresh and Change Management Costs	Various	2018	2023	36,527	34,110	2,417
NSW Ambulance Relocation - Fitout	Sydney Olympic Park	2021	2023	68,000	12,000	56,000

Project Description	Location	Start	Complete ^(a)	Estimated	Est. Expend	Allocation
				Total Cost	To 30-06-22	2022-23
				\$000	\$000	\$000
Ministry of Health (cont.)						
Regional Response - Intensive Care Paramedics	Various	2021	2023	2,858	800	2,058
Rural Ambulance Infrastructure Reconfiguration Program ^(b)	Various	2015	2024	232,120	157,962	68,137
Sydney Ambulance Metropolitan Infrastructure Strategy	Various	2014	2023	184,000	183,723	277
Energy Efficient Government Program (EEGP)	Various	2020	2023	10,668	8,299	2,369
HealthOne / Integrated Primary Health Care Centres						
HealthOne Strategy (Rebuild NSW Fund)	Various	2016	2024	100,000	77,983	7,691
Information and Communication Strategy						
Digital Patient Records	Various	2016	2023	193,976	183,180	10,796
Fast Track Electronic Prescribing ^(c)	Various	2020	2023	40,000	24,393	15,607
Health Cyber Uplift	Various	2021	2025	33,440	n.a.	11,147
Real Time Prescription Monitoring	Various	2020	2023	39,800	13,933	25,867
Single Digital Patient Record	Various	2020	2024	290,000	24,657	143,824
Whole of System Digital Platform	Various	2016	2025	265,353	189,328	51,343
Asset Refurbishment / Replacement Strategy (State-wide)	Various	2014	2024	500,000	398,770	71,230
Bankstown Hospital (New)	Bankstown	2020	2029	1,300,000	10,108	110,000
Bathurst Hospital MRI	West Bathurst	2020	2023	4,000	1,579	2,421
Blacktown Mount Druitt Hospitals Redevelopment Stages 1 and 2	Blacktown	2012	2023	651,187	647,027	4,160
Bowral and District Hospital Redevelopment Stage 2	Bowral	2020	2025	55,000	15,361	8,558
Campbelltown Hospital Redevelopment Stage 2, Mental Health and South West Paediatric Service	Campbelltown	2017	2024	632,000	528,177	45,001
Canowindra HealthOne	Canowindra	2021	2023	6,000	200	5,800
Coffs Harbour Hospital Expansion	Coffs Harbour	2017	2024	194,000	170,538	12,726
Concord Hospital (Phase 1A and 1B) Upgrade	Concord West	2017	2023	341,200	310,225	30,975
Concord Hospital Car Park	Concord West	2020	2025	32,400	1,345	12,749
Cooma Hospital Redevelopment ^(c)	Cooma	2017	2024	24,170	16,916	6,202
Cowra Hospital Redevelopment	Cowra	2020	2025	70,200	2,274	7,082
Cystic Fibrosis Specialist Service Unit at Westmead Hospital ^(d)	Westmead	2019	2024	65,000	42,971	17,115

Project Description	Location	Start	Complete ^(a)	Estimated	Est. Expend	Allocation
				Total Cost	To 30-06-22	2022-23
				\$000	\$000	\$000
Ministry of Health (cont.)						
Dubbo Health Service Redevelopment (includes car park and Cancer Centre) ^(d)	Dubbo	2011	2024	306,300	295,860	8,589
Establishment of a Residential Eating Disorders Treatment Centre ^(d)	Charlestown	2021	2024	13,000	1,200	10,000
Eurobodalla Health Service Redevelopment	Moruya	2020	2026	200,000	16,657	14,462
Glen Innes Hospital Upgrade	Glen Innes	2020	2025	20,000	1,027	7,020
Goulburn Hospital Redevelopment ^(b)	Goulburn	2017	2025	165,000	135,111	26,267
Griffith Hospital Redevelopment	Griffith	2018	2026	250,000	72,547	53,799
Gunnedah Hospital Redevelopment	Gunnedah	2021	2025	53,000	1,038	5,340
Health Innovation Fund Tranche 2 ^(d)	Various	2021	2023	7,535	2,238	5,297
Hornsby Hospital Redevelopment Stages 1 and 2 ^(c)	Hornsby	2012	2023	406,534	390,605	15,929
John Hunter Health and Innovation Precinct	New Lambton Heights	2019	2027	835,000	51,414	89,429
Lismore Hospital Redevelopment Stage 3A, 3B and 3C	Lismore	2013	2024	312,750	298,164	6,800
Liverpool Health and Academic Precinct	Liverpool	2018	2027	740,000	194,962	126,826
Liverpool Hospital Car Park	Liverpool	2019	2024	50,000	40,231	5,372
Maitland Hospital (new)	Metford	2017	2023	470,000	436,359	33,641
Maitland Hospital Car Park	Metford	2020	2023	30,022	23,987	6,035
Manly Adolescent and Young Adult Hospice ^{(c)(d)}	Manly	2020	2023	19,500	14,064	5,436
Manning Hospital Redevelopment Stage 2	Taree	2020	2026	100,000	3,051	6,631
Mobile Clinician Devices Program	Various	2021	2024	41,341	12,548	27,941
Moree Hospital Redevelopment	Moree	2021	2026	80,000	1,677	4,044
Multipurpose Services (MPS) Strategy Stage 5	Various	2015	2025	296,530	252,073	3,592
Muswellbrook Hospital Redevelopment Stage 3	Muswellbrook	2021	2025	45,000	990	9,929
NSW Paediatric Cardiac Service Enhancements	Various	2021	2025	10,000	1,050	4,450
Nepean Hospital and Integrated Ambulatory Services Stage 1 and 2 ^(b)	Kingswood	2017	2026	1,000,000	562,730	76,000
New Shellharbour Hospital (including car park) and Integrated Services ^{(b)(d)}	Oak Flats	2017	2028	721,900	84,436	28,837
Northern Beaches - Mona Vale Hospital and Community Health	Mona Vale	2013	2023	618,900	617,810	1,090
Own Sourced Local Initiatives	Various	2018	2032	2,543,099	724,810	197,000

Project Description	Location	Start	Complete ^(a)	Estimated	Est. Expend	Allocation
				Total Cost	To 30-06-22	2022-23
				\$000	\$000	\$000
Ministry of Health (cont.)						
Palliative Care Refurbishment	Various	2019	2023	10,000	6,915	3,085
Planning Future New Works	Various	2020	2023	9,000	8,840	160
Port Macquarie Hospital Helipad Relocation and Car Park ^(b)	Lake Innes	2021	2024	21,500	9,746	8,318
Randwick Campus Reconfiguration and Expansion Stage 1 ^(c)	Randwick	2017	2025	782,822	679,754	80,042
Regional NSW Health Worker Housing Measure	Various	2021	2023	27,900	15,352	12,548
Rouse Hill Health Service	Rouse Hill	2018	2027	300,000	27,025	11,744
Royal Prince Alfred Hospital Redevelopment	Camperdown	2020	2028	750,000	21,198	27,120
Rural Health Infrastructure Program - Deniliquin and Leeton	Various	2020	2023	5,700	4,567	1,133
Ryde Hospital Redevelopment	Denistone	2021	2028	479,000	5,436	15,183
Shoalhaven Hospital Redevelopment	Nowra	2020	2028	438,000	13,981	16,172
St George Hospital - Ambulatory Care, Day Surgery, Sub-Acute Inpatient Building	Kogarah	2020	2026	385,000	43,578	83,148
Statewide Dental Van Program	Various	2019	2028	24,419	10,762	368
Statewide Mental Health Infrastructure Program	Various	2018	2030	700,000	121,313	73,315
Statewide Telestroke Service ^(d)	Various	2019	2023	1,200	895	305
Sutherland Hospital Operating Theatre Complex (including MRI) ^(b)	Caringbah	2020	2025	88,500	23,974	39,402
Sydney Childrens Hospital, Randwick - Stage 1 Comprehensive Childrens Cancer Centre ^{(b)(c)(d)}	Randwick	2020	2027	658,000	87,614	100,132
The Childrens Hospital at Westmead Stage 2 Redevelopment (includes car park)	Westmead	2019	2028	619,000	65,228	185,397
Tumut Hospital Redevelopment	Tumut	2019	2024	50,000	45,787	3,214
Tweed Hospital and Integrated Ambulatory Services Redevelopment ^(b)	Kingscliff	2016	2025	723,331	386,454	236,967
Wagga Wagga Base Hospital Car Park	Wagga Wagga	2019	2023	30,000	19,408	10,592
Wagga Wagga Base Hospital Redevelopment	Wagga Wagga	2011	2023	431,360	414,683	16,677
Wentworth Health Service Redevelopment	Wentworth	2021	2026	30,000	606	3,390
Westmead Hospital Redevelopment Stage 1 ^(c)	Westmead	2014	2024	831,590	776,039	17,400
Wyong Hospital Redevelopment Stage 1	Hamlyn Terrace	2017	2024	200,000	175,656	12,093

Project Description	Location	Start	Complete ^(a)	Estimated	Est. Expend	Allocation
				Total Cost	To 30-06-22	2022-23
				\$000	\$000	\$000

Ministry of Health (cont.)

Public Private Partnerships (PPP) - Cyclical Maintenance

Long Bay Forensic Hospital Cyclical Maintenance	Malabar	2010	2027	25,024	14,809	4,867
Newcastle Mater Hospital Cyclical Maintenance	Newcastle	2008	2027	56,288	41,168	1,496
Northern Beaches Hospital Life Cycle Costs	Frenchs Forest	2018	2039	137,577	1,065	600
Orange Base Hospital Cyclical Maintenance	Orange	2008	2027	117,848	79,769	7,915
Royal North Shore Hospital Cyclical Maintenance	St Leonards	2008	2027	208,402	95,006	16,955

Total, Works in Progress						2,501,046
--------------------------	--	--	--	--	--	-----------

Total, Major Works						2,791,895
---------------------------	--	--	--	--	--	------------------

Leases

Lease Acquisitions between \$250,000 and \$20 million	Various	n.a.	n.a.	n.a.	n.a.	42,385
Lease Acquisitions less than \$250,000	Various	n.a.	n.a.	n.a.	n.a.	46,970

Total, Leases						89,355
----------------------	--	--	--	--	--	---------------

Total, Minor Works						141,517
---------------------------	--	--	--	--	--	----------------

Total, Ministry of Health						3,022,767
----------------------------------	--	--	--	--	--	------------------

Less capital expensing ^(e)						(179,062)
---------------------------------------	--	--	--	--	--	-----------

Total, Ministry of Health						2,843,705
----------------------------------	--	--	--	--	--	------------------

(a) The dates listed are the financial completion dates. Depending on the project schedule, physical completion may occur prior.

(b) ETC increase includes additional funding and/or merged projects.

(c) Project fully or partially funded by third-party contributions.

(d) Project fully or partially funded by the Commonwealth Government.

(e) Certain expenditure associated with the construction of projects falls below the capitalisation thresholds and is therefore expensed annually.

Project Description	Location	Start	Complete ^(a)	Estimated Total Cost	Est. Expend To 30-06-22	Allocation 2022-23
				\$000	\$000	\$000

Health Care Complaints Commission

Major Works

New Works

Case Management System Replacement	Haymarket	2022	2023	3,000		3,000
Total, New Works						3,000
Total, Major Works						3,000
Total, Minor Works						65
Total, Health Care Complaints Commission						3,065

The following agencies have a minor works program only

Mental Health Commission of New South Wales	25
--	-----------

Project Description	Location	Start	Complete	Estimated Total Cost	Est. Expend To 30-06-22	Allocation 2022-23
				\$000	\$000	\$000

Department of Planning and Environment

Major Works

New Works

Corporate Services

Cyber Security Uplift Program - Phase 2	Various	2022	2024	5,570		4,400
Realignment of Spatial Data Positioning Project	Various	2022	2023	2,000		2,000

Crown Land and Office of Local Government

Crown Lands Priority Service Delivery Renewal Program	Various	2022	2024	20,307		9,832
Aboriginal Housing - Building Standards and Design Principles	Various	2022	2024	9,494		5,121
Flood Response - Crown Lands	Various	2022	2024	14,260	200	10,400
Meadowbank Bridge Remediation	Various	2022	2023	11,758		11,758

Environment and Heritage

Additional Firefighters and Fleet Upgrade	Various	2022	2032	76,828		300
Beachwatch	Various	2022	2032	3,551		1,001
Dorrigo Great Walk	Bellingen	2022	2026	56,400		750
Flood Response - National Parks	Various	2022	2024	57,040	800	41,600
Healthy Waterways, Healthy Communities	Various	2022	2032	23,156		1,991
National Parks Radio Network - Migration to the Public Safety Network	Various	2022	2026	22,236		9,714
Reserve Establishment and Activation	Various	2022	2024	120,000		80,000
Saving Our Species – ICT Roadmap Implementation Project	Various	2022	2024	3,000		1,600

Property and Development

Valnet Framework Refresh Program	Various	2022	2025	19,830		5,000
----------------------------------	---------	------	------	--------	--	-------

Total, New Works						185,467
-------------------------	--	--	--	--	--	----------------

Project Description	Location	Start	Complete	Estimated Total Cost	Est. Expend To 30-06-22	Allocation 2022-23
				\$000	\$000	\$000

Department of Planning and Environment (cont.)

Works in Progress

Crown Land and Office of Local Government

NSW Pet Registry	Various	2021	2023	1,300	427	873
Environment and Heritage						
Commemorating the Meeting of Two Cultures at Kamay Botany Bay National Park	Kurnell	2018	2024	27,061	7,460	15,481
Drone Capability for Biodiversity Monitoring	Various	2022	2023	1,850	230	1,620
Fire Management in National Parks	Various	2008	2030	69,688	50,778	2,494
Flood Cleanup and Restoration Program	Various	2022	2023	14,831	8,500	6,331
Great Walks - Gardens of Stone and Great Southern Walk	Various	2021	2024	80,360	2,526	36,964
Improving Access to National Parks	Various	2019	2023	149,600	86,099	63,501
Infrastructure Investment in National Parks to Increase NSW Tourism	Various	2018	2025	42,959	17,212	18,498
Koala Strategy	Various	2021	2026	52,335	11,296	10,400
Light to Light Walk	Green Cape	2019	2023	7,948	1,178	6,770
Me-Mel (Goat Island) Remediation	Goat Island	2021	2026	36,700	500	700
Murramarang South Coast Walk	Durras North	2019	2023	3,642	2,936	706
National Parks - Economic Recovery Stimulus	Various	2021	2023	40,500	12,300	28,200
National Parks - Rewilding and Land Acquisitions	Various	2021	2026	84,736	18,178	26,337
National Parks Digital Strategy	Various	2007	2023	5,741	5,286	455
Snowies Iconic Walk - Stage 1	Various	2019	2023	17,174	16,724	450
Snowies Iconic Walk - Stage 2	Various	2021	2023	10,000	1,750	8,250
Strategic Fire Trails Network - Safety and Compliance Works	Various	2019	2029	171,881	43,908	24,500
The Wombeyan Caves Tourism Project	Goulburn	2020	2024	9,611	1,259	4,800
Toorale Water Infrastructure Project	Gumbalie	2021	2023	13,895	13,550	345
World and National Heritage Sites Infrastructure Upgrade	Various	2020	2023	3,132	2,290	842
Planning						
ePlanning - Stage 4	Various	2020	2023	60,465	44,073	16,392
Smart Planning Approvals	Various	2021	2022	1,150	440	710

Project Description	Location	Start	Complete	Estimated	Est. Expend	Allocation
				Total Cost	To 30-06-22	2022-23
				\$000	\$000	\$000

Department of Planning and Environment (cont.)

Water

Early Works for the Wyangala and Dungowan Dams	Various	2021	2023	31,400	22,000	9,400
Hydrometric Networks and Remote Sensing Program	Various	2018	2023	5,957	4,677	1,280
Sustainable Diversion Limit Adjust Mechanism (SDLAM) Acceleration	Various	2021	2024	251,968	1,596	120,669
Water Reform in the Murray Darling Basin	Various	2014	2024	10,232	4,867	2,740
Total, Works in Progress						409,708
Total, Major Works						595,175
Leases						
Lease Acquisitions between \$250,000 and \$20 million	Various	n.a.	n.a.	n.a.	n.a.	3,291
Lease Acquisitions less than \$250,000	Various	n.a.	n.a.	n.a.	n.a.	3,489
Total, Leases						6,780
Total, Minor Works						87,989
Total, Department of Planning and Environment						689,944

Environment Protection Authority

Major Works

Works in Progress

Digital Stakeholder Management Solution	Various	2015	2024	5,923	4,763	600
IT Systems and Equipment For Contaminated Land Management	Various	2017	2023	696	48	648
Regulatory System Transformation	Various	2017	2024	26,153	12,147	9,334
Regulatory and Communication System Enhancement	Various	2013	2023	14,612	14,212	400
Waste Tracking System	Various	2021	2023	5,000	216	4,784
Total, Works in Progress						15,766
Total, Major Works						15,766
Leases						
Lease Acquisitions between \$250,000 and \$20 Million - Property and Fleet Leases	Parramatta	n.a.	n.a.	n.a.	n.a.	430
Total, Leases						430
Total, Minor Works						300
Total, Environment Protection Authority						16,496

Project Description	Location	Start	Complete	Estimated Total Cost	Est. Expend To 30-06-22	Allocation 2022-23
				\$000	\$000	\$000

Sydney Olympic Park Authority

Major Works

Works in Progress

Stadium Australia: Critical Capital Works and Maintenance	Sydney Olympic Park	2020	2023	81,402	70,267	11,135
Total, Works in Progress						11,135
Total, Major Works						11,135
Total, Minor Works						9,975
Total, Sydney Olympic Park Authority						21,110

Aboriginal Housing Office

Major Works

New Works

Housing Package - Aboriginal Housing	Various	2022	2025	125,763		19,954
Flood Recovery - Aboriginal Housing	Various	2022	2024	22,700		17,000
Total, New Works						36,954
Works in Progress						
Aboriginal Housing - New Supply	Various	2019	2030	148,952	48,609	44,841
Total, Works in Progress						44,841
Total, Major Works						81,795
Total, Minor Works						8,771
Total, Aboriginal Housing Office						90,566

Biodiversity Conservation Trust of NSW

Leases

Lease Acquisitions less than \$250,000 - Private Leases	Parramatta	n.a.	n.a.	n.a.	n.a.	172
Total, Leases						172
Total, Minor Works						15,000
Total, Biodiversity Conservation Trust of NSW						15,172

Project Description	Location	Start	Complete	Estimated Total Cost	Est. Expend To 30-06-22	Allocation 2022-23
				\$000	\$000	\$000

Hunter and Central Coast Development Corporation

Major Works

Works in Progress

Capitalisation of Public Infrastructure Built on Corporation Owned Land	Newcastle	2019	2025	39,910	26,612	6,759
Total, Works in Progress						6,759
Total, Major Works						6,759
Total, Minor Works						200
Total, Hunter and Central Coast Development Corporation						6,959

Planning Ministerial Corporation

Major Works

Works in Progress

Cumberland Plain Conservation Plan (Stage 1)	Various	2020	2023	38,441	23,441	15,000
Strategic Open Green Space - Embellishments Program	Various	2018	2024	49,956	13,013	34,692
Strategic Open Green Space - Land Acquisitions	Various	2019	2024	90,056	16,112	34,500
Total, Works in Progress						84,192
Total, Major Works						84,192
Total, Minor Works						36,375
Total, Planning Ministerial Corporation						120,567

Project Description	Location	Start	Complete	Estimated Total Cost	Est. Expend To 30-06-22	Allocation 2022-23
				\$000	\$000	\$000

Property NSW

Major Works

New Works

Asset Maintenance Program	Various	2022	2023	20,000		20,000
Waratah Gasworks Remediation	Wallsend	2022	2026	17,650		13,651
Total, New Works						33,651

Works in Progress

Parramatta North Program Early Works	Parramatta	2021	2024	28,450	1,300	12,796
Registrar General's Building Project	Sydney	2021	2024	87,151	4,026	25,024
Whole of Government Regional Hubs - Dubbo and Coffs Harbour	Various	2022	2024	102,438	5,000	49,524
Total, Works in Progress						87,344

Total, Major Works

120,995

Leases

Lease Acquisitions between \$250,000 and \$20 million	Various	n.a.	n.a.	n.a.	n.a.	243,568
Total, Leases						243,568

Total, Minor Works

3,580

Total, Property NSW

368,143

Water Administration Ministerial Corporation

Major Works

Works in Progress

Hunter Valley Flood Mitigation Scheme Repairs and Rebuilding	Various	2021	2025	46,000	3,000	3,000
Total, Works in Progress						3,000

Total, Major Works

3,000

Total, Water Administration Ministerial Corporation

3,000

The following agencies have a minor works program only

Lands Administration Ministerial Corporation

1,200

Project Description	Location	Start	Complete	Estimated Total Cost	Est. Expend To 30-06-22	Allocation 2022-23
				\$000	\$000	\$000

Department of Premier and Cabinet

Major Works

New Works

Stolen Generations Keeping Places	Various	2022	2025	15,300		3,500
Total, New Works						3,500
Total, Major Works						3,500
Total, Minor Works						16,472
Total, Department of Premier and Cabinet						19,972

Parliamentary Counsel's Office

Major Works

Works in Progress

ADaPT - Enhancement of Legislation and Publishing System	Sydney	2020	2023	750	281	469
Total, Works in Progress						469
Total, Major Works						469
Total, Minor Works						250
Total, Parliamentary Counsel's Office						719

New South Wales Electoral Commission

Major Works

Works in Progress

Election Systems Upgrade						
Funding Disclosure and Compliance Online System - Phase 3	Various	2021	2024	19,585	2,941	10,089
Local Government Regulation Changes	Various	2019	2024	5,661	4,300	272
Total, Works in Progress						10,361
Total, Major Works						10,361
Leases						
Election Office Lease Costs	Sydney	n.a.	n.a.	n.a.	n.a.	2,620
Total, Leases						2,620
Total, Minor Works						100
Total, New South Wales Electoral Commission						13,081

Project Description	Location	Start	Complete	Estimated Total Cost	Est. Expend To 30-06-22	Allocation 2022-23
				\$000	\$000	\$000

Public Service Commission

Leases

Office Refurbishment	Sydney	2023	2023	1,000		1,000
Total, Leases						1,000
Total, Minor Works						270
Total, Public Service Commission						1,270

The following agencies have a minor works program only

Audit Office of New South Wales	2,220
Independent Commission Against Corruption	1,250
Law Enforcement Conduct Commission	1,390
Ombudsman's Office	2,140

Project Description	Location	Start	Complete	Estimated Total Cost	Est. Expend To 30-06-22	Allocation 2022-23
				\$000	\$000	\$000

Department of Regional NSW

Major Works

New Works

Biosecurity Enhanced Response Capacity	Various	2022	2026	4,878		3,291
Commercial Fisheries Systems Modernisation	Various	2022	2024	4,696		4,177
Digital Inclusion and Capability	Various	2022	2023	524		524
Emergency Response Capability	Various	2022	2023	2,306		2,306
Homes for Regions	Various	2022	2030	46,378		4,415
Local Government Project Management Toolkit	Various	2022	2023	1,200		1,200
Marine Estate Management Strategy Stage 3	Various	2022	2028	3,430		700
Offshore Artificial Reefs	Various	2022	2023	2,000		2,000
Regional Knowledge Base System	Various	2022	2023	2,650		2,650
Smarter Soil Conservation System	Various	2022	2023	1,500	70	1,430
Total, New Works						22,693

Works in Progress

2017 R&D Partnership with Grains Research Development Corporation	Various	2017	2027	20,000	9,558	3,471
Chickpea Breeding Program	Calala	2020	2023	5,000	3,405	1,595
Farms of the Future	Various	2021	2023	2,822		2,822
Gaden Trout Hatchery - Educational Tourism Destination	Jindabyne	2020	2023	3,553	333	3,220
Minerals Industry Systems Upgrade	Various	2021	2023	2,995		2,995
Marine Estate Management Strategy Stage 1 and 2	Various	2018	2023	3,606	3,443	163
Narrandera Fisheries Centre Upgrade	Gillenbah	2020	2023	6,000	4,922	1,078
Titles Management System	Various	2018	2023	5,078	4,901	177
World Class Food and Fibre - Stage 1	Various	2018	2023	50,150	48,371	1,779
World Class Food and Fibre - Stage 2	Various	2020	2023	51,171	12,191	38,980
Total, Works in Progress						56,280

Total, Major Works

78,973

Total, Minor Works

16,382

Total, Department of Regional NSW

95,355

Project Description	Location	Start	Complete	Estimated Total Cost	Est. Expend To 30-06-22	Allocation 2022-23
				\$000	\$000	\$000

Regional Growth NSW Development Corporation

Major Works

New Works

Moree Special Activation Precinct	Moree	2022	2025	193,945	1,400	47,731
Snowy Mountains Special Activation Precinct	Jindabyne	2022	2027	391,325	2,500	41,895
Total, New Works						89,626

Works in Progress

Parkes Special Activation Precinct	Parkes	2020	2025	218,974	87,376	101,322
Wagga Wagga Special Activation Precinct	Bomen	2020	2024	150,584	8,072	105,625
Williamtown Special Activation Precinct Pre-Delivery Works	Williamtown	2021	2023	25,000	500	24,500
Total, Works in Progress						231,447

Total, Major Works

321,073

Total, Regional Growth NSW Development Corporation

321,073

Local Land Services

Major Works

Works in Progress

Biodiversity Reforms	Various	2017	2023	12,746	9,064	1,800
Bushfire Insurance Fence Repairs	Various	2020	2023	1,779	988	791
Future Fund	Various	2018	2023	21,000	14,070	5,680
Land Improvements	Breeza	2021	2023	12,000	10,400	1,600
Total, Works in Progress						9,871

Total, Major Works

9,871

Leases

Lease Acquisitions between \$250,000 and \$20 million	Various	n.a.	n.a.	n.a.	n.a.	435
Lease Acquisitions less than \$250,000	Various	n.a.	n.a.	n.a.	n.a.	2,726

Total, Leases

3,161

Total, Minor Works

1,800

Total, Local Land Services

14,832

Project Description	Location	Start	Complete	Estimated Total Cost	Est. Expend To 30-06-22	Allocation 2022-23
				\$000	\$000	\$000

The following agencies have a minor works program only

New South Wales Rural Assistance Authority	50
NSW Food Authority	1,100

Project Description	Location	Start	Complete	Estimated Total Cost	Est. Expend To 30-06-22	Allocation 2022-23
				\$000	\$000	\$000

Department of Communities and Justice

Major Works

New Works

Dubbo Court Expansion	Dubbo	2022	2023	5,245		5,245
Expansion of Audio Visual Link (AVL) Facilities	Various	2022	2023	18,000		18,000
Removal of Prison Cell Ligature Points	Various	2022	2023	6,000		6,000
Total, New Works						29,245

Works in Progress

Albury Courthouse Upgrade	Albury	2020	2023	6,400	1,354	5,046
Digital Courts Reform Program	Various	2020	2023	33,769	24,275	9,494
Transform Prisoner Rehabilitation	Various	2022	2023	40,420	10,866	29,554
Improving Local Court Capacity	Various	2021	2023	1,003	123	880
6 Parramatta Square Relocation	Parramatta	2020	2023	23,372	11,569	11,803
Dust Diseases Tribunal of NSW Digital Expansion	Sydney	2021	2023	1,435	955	480
Prison Bed Capacity Program	Various	2015	2023	2,416,051	2,338,569	77,482
Sustaining Critical Infrastructure Program	Various	2020	2023	99,999	85,303	14,696
Sustaining Critical Infrastructure Program Phase 2	Various	2021	2025	120,000	17,803	42,197
Total, Works in Progress						191,632

Total, Major Works

220,877

Leases

Lease Acquisitions less than \$250,000	Various	n.a.	n.a.	n.a.	n.a.	10,488
Total, Leases						10,488

Total, Minor Works

89,552

Total, Department of Communities and Justice

320,917

Crown Solicitor's Office

Major Works

Works in Progress

Enterprise business systems	Sydney	2022	2024	5,008	2,908	800
Total, Works in Progress						800

Total, Major Works

800

Total, Minor Works

1,181

Total, Crown Solicitor's Office

1,981

Project Description	Location	Start	Complete	Estimated	Est. Expend	Allocation
				Total Cost	To 30-06-22	2022-23
				\$000	\$000	\$000

Fire and Rescue NSW

Major Works

New Works

Broken Hill Land and New Station	Broken Hill	2022	2025	7,650		300
Cessnock New Station	Cessnock	2022	2024	6,350		350
Fit for Purpose Fire Stations	Various	2022	2032	50,000		5,000
Lithgow Land and New Station	Lithgow	2022	2025	9,350		2,500
NSW Bushfire Inquiry Funding Package - Stage 3	Various	2022	2025	9,000		3,000
Wentworthville New Station	Wentworthville	2022	2024	6,350		350
Total, New Works						11,500

Works in Progress

Alexandria Fire Station Remediation and Renovation	Alexandria	2016	2023	7,500	4,800	2,700
Busby Land and New Station	Busby	2020	2023	6,662	2,062	4,600
Dungog Land and New Station	Dungog	2019	2023	2,836	766	2,070
Integrated Call and Dispatch (ESCAD Upgrade) Program	Alexandria	2021	2024	16,200	3,600	11,500
Kingscliff New Station	Kingscliff	2020	2023	4,700	3,200	1,500
Marsden Park New Station and Fire Appliance	Riverstone	2021	2023	5,394	200	5,194
Muswellbrook Land and New Station	Muswellbrook	2019	2023	3,053	2,053	1,000
Oran Park New Station and Fire Appliances	Oran Park	2021	2023	6,623	1,700	4,923
Replacement of Fire Appliances	Various	2011	2026	244,031	174,031	19,000
Ryde Land and New Station	Ryde	2018	2023	9,100	4,750	4,350
Stay Safe and Keep Operational Programme	Various	2020	2026	55,508	23,709	13,531
Wentworth Falls Fire Station Renovation	Wentworth Falls	2020	2023	1,630	1,280	350
Total, Works in Progress						70,718

Total, Major Works

82,218

Total, Minor Works

23,404

Total, Fire and Rescue NSW

105,622

Project Description	Location	Start	Complete	Estimated Total Cost	Est. Expend To 30-06-22	Allocation 2022-23
				\$000	\$000	\$000

Legal Aid Commission of New South Wales

Major Works

New Works

Client Management System for Women's Domestic Violence Court Advocacy Services	Haymarket	2022	2024	2,302		1,151
Total, New Works						1,151

Works in Progress

Cyber Uplift Digital Restart Fund Bid	Haymarket	2021	2024	1,720	252	1,148
Law Access Client Relationship	Haymarket	2020	2023	1,000	200	800
Total, Works in Progress						1,948

Total, Major Works

3,099

Leases

Lease Acquisitions between \$250,000 and \$20 million	Various	n.a.	n.a.	n.a.	n.a.	736
Total, Leases						736

Total, Minor Works

5,894

Total, Legal Aid Commission of New South Wales

9,729

NSW Police Force

Major Works

New Works

Blayney Police Station	Blayney	2022	2026	8,695		100
Dapto TAFE Active Armed Offender Facility	Dapto	2022	2023	5,000		5,000
Digital Evidence First Responder Program Phase 3: Digital Evidence Cloud	Various	2022	2023	3,360		3,360
Digital Restart Fund: Integrated Connected Officer	Various	2022	2023	4,280	1,200	3,080
Firearms Registry - Fitout of Premises	Tweed Heads	2022	2023	3,500		3,500
Firearms Transformation Uplift Capabilities Phase 2	Various	2022	2024	8,515		3,903
Goulburn Academy Critical Incident Response Training upgrade	Goulburn	2022	2023	3,000		3,000
Goulburn Academy Gym and Recreation Centre	Goulburn	2022	2024	5,450		750
Integrated Biometric Platform	Various	2022	2026	13,751		2,625
Integrated Connected Officer	Various	2022	2027	96,321		18,835
Metro Active Armed Offender Facilities - Fitout	Various	2022	2024	3,000		1,500

Project Description	Location	Start	Complete	Estimated	Est. Expend	Allocation
				Total Cost	To 30-06-22	2022-23
				\$000	\$000	\$000

NSW Police Force (cont.)

Permanent Armoured Vehicle Capability	Various	2022	2023	3,830		3,830
Police Driver Training Upgrade	Goulburn	2022	2025	4,000		1,000
Regional Police Station Program	Various	2022	2027	52,698		395
Specialised Vehicle Replacement Program - Phase 2	Various	2022	2026	18,600		2,580
Technology Asset Replacement Program - Phase 5	Various	2022	2026	48,700		12,930
Utility Vehicle Prisoner Transport Modules	Various	2022	2027	16,610		300
Vacuum Metal Deposition Machine	Various	2022	2023	450		450
Wellbeing Information Management System	Various	2022	2023	1,124		1,124
Total, New Works						68,262

Works in Progress

Bega Police Station	Bega	2019	2024	16,400	5,085	10,524
Bourke Police Station Major Upgrade	Bourke	2019	2024	13,312	384	7,155
Cyber Security Transformation Program	Various	2021	2023	8,611	7,157	1,454
Dubbo Regional Education and Training Centre	Dubbo	2020	2023	35,000	11,221	23,779
Electronic Countermeasure Devices	Various	2021	2023	830	470	360
Fit-out of Vehicles Associated with an Additional 1,500 Police	Various	2019	2024	8,161	2,574	5,087
Future Light Helicopter (PolAir 1, 3 and 4 Replacement) ^(a)	Various	2018	2023	49,840	49,140	700
Goulburn Police Station	Goulburn	2019	2024	25,000	1,201	13,299
Integrated Policing Operations System	Various	2019	2027	n.a.	56,285	81,715
Jindabyne Area Police Stations Program	Jindabyne	2019	2023	13,000	2,057	10,943
Law Enforcement Monitoring Facility	Various	2020	2023	21,000	3,320	17,680
Marine Vessel Replacement Program – Phase 2	Various	2021	2026	18,918	509	5,794
Moama Police Station	Moama	2020	2024	4,000	169	1,981
Multipurpose Police Station Program	Various	2018	2024	107,860	54,862	38,948
National Facial Biometric Matching Capability Implementation in NSW	Various	2018	2023	1,760	1,542	218
Newcastle Police Station Refurbishment and Upgrade	Newcastle	2020	2024	6,500	2,062	3,438
Police Dog Transport Modules	Various	2017	2023	1,269	264	1,005
Police Dog Unit Command Facilities	Menai	2016	2024	7,214	518	3,096

Project Description	Location	Start	Complete	Estimated	Est. Expend	Allocation
				Total Cost	To 30-06-22	2022-23
				\$000	\$000	\$000

NSW Police Force (cont.)

Police Properties Economic Stimulus – Build, Retain, Preserve	Various	2020	2023	37,700	31,308	6,392
Prisoner Transport Modules	Various	2017	2024	5,882	910	1,590
Property Fit-out and Modifications to Accommodate an Additional 1,500 Police	Various	2019	2024	17,344	5,491	8,775
Road Safety Plan 2021	Various	2018	2023	2,322	1,882	440
Singleton Police Station	Singleton	2021	2024	12,000	300	9,500
Specialised Vehicle Replacement	Various	2018	2023	6,750	5,139	1,611
Upgrade to the Goulburn Police Academy	Goulburn	2020	2023	60,000	5,669	54,331
Waverley Police Station	Waverley	2018	2024	25,000	670	14,630
Total, Works in Progress						324,445
Total, Major Works						392,707
Leases						
Lease Acquisitions between \$250,000 and \$20 million	Various	n.a.	n.a.	n.a.	n.a.	38,745
Lease Acquisitions less than \$250,000	Various	n.a.	n.a.	n.a.	n.a.	34,605
Total, Leases						73,350
Total, Minor Works						40,986
Total, NSW Police Force						507,043

(a) This project was due for completion in 2020-21. However, the final phase of the project being the training component was delayed due to Covid-19 and it is anticipated to be completed in 2022-23

Project Description	Location	Start	Complete	Estimated Total Cost	Est. Expend To 30-06-22	Allocation 2022-23
				\$000	\$000	\$000

NSW Rural Fire Service

Major Works

New Works

NSW Bushfire Inquiry Funding Package - Stage 3	Various	2022	2032	61,855		1,066
Total, New Works						1,066

Works in Progress

NSW Bushfire Inquiry Funding Package - Stage 1	Various	2020	2032	12,415	5,751	268
NSW Bushfire Inquiry Funding Package - Stage 2	Various	2021	2023	25,748	7,441	18,307
Total, Works in Progress						18,575

Total, Major Works

19,641

Leases

Lease Acquisitions between \$250,000 and \$20 million	Various	n.a.	n.a.	n.a.	n.a.	578
Total, Leases						578

Total, Minor Works

30,997

Total, NSW Rural Fire Service

51,216

Office of the NSW State Emergency Service

Major Works

New Works

Response to the 2021 Independent Flood Review	Various	2022	2033	23,540		1,205
Total, New Works						1,205

Works in Progress

Critical Communications Enhancement Program (CCEP) - Stay Safe Keep Operational	Various	2018	2023	47,664	17,729	22,505
NSW SES Fleet replacement	Various	2018	2028	115,207	50,150	14,327
Total, Works in Progress						36,832

Total, Major Works

38,037

Total, Minor Works

2,242

Total, Office of the NSW State Emergency Service

40,279

Project Description	Location	Start	Complete	Estimated Total Cost	Est. Expend To 30-06-22	Allocation 2022-23
				\$000	\$000	\$000

Multicultural NSW

Major Works

Works in Progress

Transforming Language Services Project	Harris Park	2022	2023	700	173	527
Total, Works in Progress						527
Total, Major Works						527
Total, Minor Works						1,500
Total, Multicultural NSW						2,027

NSW Trustee and Guardian

Major Works

Works in Progress

Legacy Stabilisation	Various	2010	2022	17,247	16,315	932
OmniChannel Customer Experience	Various	2015	2023	5,771	2,471	100
Robotic Process Automation	Various	2012	2023	1,589	1,059	530
Total, Works in Progress						1,562
Total, Major Works						1,562
Total, Minor Works						5,521
Total, NSW Trustee and Guardian						7,083

Office of the Children's Guardian

Major Works

New Works

Residential Care Workers Register	Redfern	2022	2024	1,310		60
Total, New Works						60
Works in Progress						
Digital Enhancements to the Working With Children Check Screening System	Redfern	2020	2023	816	556	260
NDIS Worker Check IT System	Redfern	2018	2023	4,300	3,821	479
Total, Works in Progress						739
Total, Major Works						799
Total, Minor Works						189
Total, Office of the Children's Guardian						988

Project Description	Location	Start	Complete	Estimated Total Cost	Est. Expend To 30-06-22	Allocation 2022-23
				\$000	\$000	\$000

Office of the Director of Public Prosecutions

Major Works

New Works

Penrith Office Relocation - Fitout	Penrith	2022	2023	2,638		2,638
Total, New Works						2,638
Total, Major Works						2,638
Leases						
Lease Acquisition between \$250,000 and \$20 million	Various	n.a.	n.a.	n.a.	n.a.	254
Total, Leases						254
Total, Minor Works						2,841
Total, Office of the Director of Public Prosecutions						5,733

The following agencies have a minor works program only

New South Wales Crime Commission	682
Resilience NSW	58,634
Judicial Commission of New South Wales	150

Project Description	Location	Start	Complete	Estimated Total Cost	Est. Expend To 30-06-22	Allocation 2022-23
				\$000	\$000	\$000

Transport for NSW

Major Works ^{(a)(b)}

Works in Progress

Central Coast Roads

Central Coast Highway, Tumby Road Intersection Upgrade	Wamberal - Bateau Bay	n.a.	n.a.	n.a.	3,128	25,000
Pacific Highway, Parsons Road to Ourimbah Street	Lisarow	n.a.	2023	178,000	138,901	26,049
Pacific Highway, Wyong Town Centre (State and Federal Funded)	Wyong	n.a.	n.a.	n.a.	32,104	1,000

Easing Sydney's Congestion

Bus Priority Infrastructure (including Bus Rapid Transit Planning)	Various	n.a.	n.a.	n.a.	186,916	14,584
Gateway to the South Pinch Points	Various	n.a.	2023	300,000	237,059	11,732
Intelligent Congestion Management Program (Stage 1)	Various	n.a.	n.a.	n.a.	42,816	21,343
Intelligent Congestion Management Program (Stage 2)	Various	n.a.	n.a.	n.a.	107,529	4,869
Pinch Points and Clearways (State and Federal Funded)	Various	n.a.	n.a.	n.a.	455,242	102,109

Established Sydney Roads

Heathcote Road - The Avenue to Princes Highway (Planning) (State and Federal Funded)	Various	n.a.	n.a.	n.a.	2,114	6,500
Heathcote Road, Infantry Parade, Hammondville to The Avenue, Voyager Point (State and Federal Funded)	Holsworthy	n.a.	2024	183,000	39,450	45,740
Heathcote Road, Woronora River Bridge	Heathcote	n.a.	2023	73,000	10,867	26,729
Henry Lawson Drive Upgrade	Milperra	n.a.	n.a.	n.a.	13,643	17,223
Homebush Bay Drive Upgrade (Planning) (State and Federal Funded)	Liberty Grove	n.a.	n.a.	n.a.	1,875	2,730
King Georges Road, Stoney Creek Road to Connells Point Road (State and Federal Funded)	Penshurst	n.a.	n.a.	n.a.	22,649	30,200
Mona Vale Road, McCarrs Creek Road To Powder Works Road	Various	n.a.	n.a.	n.a.	4,814	25,000
New Hawkesbury River crossing at Richmond (Planning) (State and Federal Funded)	North Richmond	n.a.	n.a.	n.a.	9,717	10,790
Prospect Highway, Reservoir Road to St Martins Crescent (State and Federal Funded)	Prospect	n.a.	2024	280,000	62,405	74,000
Wakehurst Parkway (State and Federal Funded)	Various	n.a.	n.a.	n.a.		40,000

Project Description	Location	Start	Complete	Estimated	Est. Expend	Allocation
				Total Cost	To 30-06-22	2022-23
				\$000	\$000	\$000

Transport for NSW (cont.)

Great Western Highway and Bells Line of Road

Katoomba to Lithgow Upgrade (Planning) (State and Federal Funded)	Katoomba - Lithgow	n.a.	n.a.	n.a.	117,706	142,865
Kelso to Raglan Upgrade	Kelso	n.a.	2023	45,000	24,655	20,346

Hunter Roads

Hunter Pinch Points	Various	n.a.	2023	23,500	21,247	1,753
Nelson Bay Road Improvements	Williamtown	n.a.	n.a.	n.a.	20,052	13,897
Newcastle Inner City Bypass, Rankin Park to Jesmond (State and Federal Funded)	Williamtown	n.a.	2025	n.a.	92,842	37,827
Pacific Motorway, Extension to Raymond Terrace (State and Federal Funded)	Hexham	n.a.	2028	n.a.	89,066	117,927

Interchanges and Accessibility

Circular Quay Precinct Renewal (Planning)	Sydney	n.a.	n.a.	n.a.	63,463	26,700
Macquarie University Station Transport Interchange (State and Federal Funded)	Macquarie Park	n.a.	n.a.	n.a.	9,220	6,840
Transport Access Program - Commuter Wharf Upgrades	Various	n.a.	n.a.	n.a.	234,577	17,118

Light Rail

Parramatta Light Rail Stage 1	Parramatta	n.a.	2023	2,875,000	2,575,338	236,011
Parramatta Light Rail Stage 2	Parramatta	n.a.	n.a.	n.a.	26,693	26,206

New England Highway

New England Highway, Belford to Golden Highway Upgrade	Belford	n.a.	2024	97,000	43,633	36,569
New England Highway, Goonoo Goonoo Road Duplication from Greg Norman Drive to Calala Lane (Planning) (State and Federal Funded)	Tamworth	n.a.	n.a.	n.a.	2,048	7,693
New England Highway, Muswellbrook Bypass (State and Federal Funded)	Muswellbrook	n.a.	n.a.	n.a.	14,769	14,213
New England Highway, Rocky Cut (Planning) (State and Federal Funded)	Scone	n.a.	n.a.	n.a.		912
New England Highway, Singleton Bypass (State and Federal Funded)	Singleton	n.a.	n.a.	n.a.	26,978	19,841

Newell Highway

Newell Highway Flood Mitigation Works (Planning)	Various	n.a.	n.a.	n.a.	3,863	4,676
--	---------	------	------	------	-------	--------------

Project Description	Location	Start	Complete	Estimated	Est. Expend	Allocation
				Total Cost	To 30-06-22	2022-23
				\$000	\$000	\$000

Transport for NSW (cont.)

Newell Highway Heavy Vehicle Pavement Upgrades (State and Federal Funded)	Narrabri - Boggabilla	n.a.	2025	n.a.	35,235	100,322
Newell Highway, New Dubbo Bridge (State and Federal Funded)	Dubbo	n.a.	2025	n.a.	38,858	32,837
Newell Highway, Overtaking Lanes (State and Federal Funded)	Various	n.a.	2023	275,000	206,622	68,388
Newell Highway, Parkes Bypass (State and Federal Funded)	Parkes	n.a.	2024	187,000	61,398	88,597
Newell and Oxley Highway Intersection Upgrade (State and Federal Funded)	Coonabarabran	n.a.	n.a.	n.a.	5,382	2,798
Other Major Programs						
Active Transport	Various	n.a.	n.a.	n.a.	168,818	38,549
Digital Systems Tranche 2	Various	n.a.	n.a.	n.a.		108,200
Grade Separating Road Interfaces (State and Federal Funded)	Various	n.a.	n.a.	n.a.	2,645	11,793
Hawkesbury Nepean Valley Flood Evacuation Road Resilience – Planning (State and Federal Funded)	Various	n.a.	n.a.	n.a.	3,000	5,000
Heavy Vehicle Rest Stops Improvement Program (Planning)	Various	n.a.	n.a.	n.a.	1,260	8,740
Maritime Works	Various	n.a.	n.a.	n.a.	43,884	90,129
New Buses to Cater for NSW Services	Various	n.a.	n.a.	n.a.	582,956	127,674
Opal Next Generation	Various	n.a.	n.a.	n.a.	6,412	159,084
Picton Road Upgrade (Planning) (State and Federal Funded)	Picton	n.a.	n.a.	n.a.	5,251	39,085
Road Safety	Various	n.a.	n.a.	n.a.	1,277,218	421,521
Transport Connected Bus Program	Various	n.a.	n.a.	n.a.	5,775	12,030
Zero Emissions Buses Program	Various	n.a.	n.a.	n.a.	89,356	113,973
Pacific Highway						
Coffs Harbour Bypass (State and Federal Funded)	Coffs Harbour	n.a.	2026	n.a.	295,979	245,850
Pacific Highway - Harrington Road Intersection Upgrade, Coopersnook (Planning)(State and Federal Funded)	Coopersnook	n.a.	n.a.	n.a.	364	840
Princes Highway						
Mount Ousley Interchange (Planning) (State and Federal Funded)	Mount Ousley	n.a.	n.a.	n.a.	4,018	13,936
Nowra Bridge Replacement over the Shoalhaven River (State and Federal Funded)	Nowra	n.a.	2024	342,000	233,177	44,159

Project Description	Location	Start	Complete	Estimated	Est. Expend	Allocation
				Total Cost	To 30-06-22	2022-23
				\$000	\$000	\$000

Transport for NSW (cont.)

Princes Highway Corridor (NSW) - Jervis Bay Road Intersection (State and Federal Funded)	Jervis Bay	n.a.	n.a.	n.a.	12,471	17,500
Princes Highway Corridor (NSW) - Jervis Bay to Sussex Inlet Road Upgrade Stage 1 (Planning) (State and Federal Funded)	Jervis Bay	n.a.	n.a.	n.a.	8,000	10,000
Princes Highway Corridor - Milton Ulladulla Bypass (State and Federal Funded)	Milton	n.a.	n.a.	n.a.	10,661	10,000
Princes Highway Upgrade Program Nowra to Moruya (Planning)	Nowra - Moruya	n.a.	n.a.	n.a.	37,844	15,000
Regional NSW Major Road and Bridge Upgrades						
Barton Highway Improvements (State and Federal Funded)	Goulburn	n.a.	n.a.	n.a.	75,996	24,227
Forbes Iron Bridge Upgrade (Planning) (State and Federal Funded)	Forbes	n.a.	n.a.	n.a.	2,000	1,500
Golden Highway Safety and Productivity Works (State and Federal Funded)	Various	n.a.	2024	133,000	115,469	9,683
Hargraves Lane and Federation St Upgrade, Gilgandra (Heavy Vehicle bypass) (Planning) (State and Federal Funded)	Gilgandra	n.a.	n.a.	n.a.	500	5,000
Hume Highway Heavy Duty Pavement Upgrade	Marulan	n.a.	n.a.	n.a.	7,728	16,622
Kings Highway, Nelligen Bridge Replacement	Nelligen	n.a.	2023	154,000	99,376	38,369
Monaro Highway Upgrade Program	Williamsdale - Cooma	n.a.	n.a.	n.a.	11,526	11,495
Regional NSW Bridge Upgrades	Various	n.a.	n.a.	n.a.	158,146	17,245
Silver City and Cobb Highway Seal Extension	Various	n.a.	2023	195,000	174,956	5,543
Waterfall Way Upgrade	Various	n.a.	2024	50,000	9,552	14,817
Sydney Motorways						
Beaches Link (Planning)	Various	n.a.	n.a.	n.a.	116,433	1,050
M4 Motorway, Hill Road Improvement	Lidcombe	n.a.	n.a.	n.a.	19,796	3,923
M5 Motorway – Moorebank Avenue – Hume Highway Intersection Upgrade (State and Federal Funded)	Moorebank	n.a.	n.a.	n.a.	2,219	2,579
M6 Extension Stage 1	Rockdale	n.a.	2025	3,115,000	849,548	804,269
Smart Motorways (State and Federal Funded)	Various	n.a.	n.a.	n.a.	26,196	65,959
Sydney Gateway	Mascot	n.a.	2024	2,600,000	1,183,167	680,521
Warringah Freeway Upgrade	Various	n.a.	n.a.	n.a.	370,926	445,492

Project Description	Location	Start	Complete	Estimated	Est. Expend	Allocation
				Total Cost	To 30-06-22	2022-23
				\$000	\$000	\$000

Transport for NSW (cont.)

WestConnex (State and Federal Funded) ^(c)	Various	n.a.	2023	16,800,000	5,441,592	866,115
Western Harbour Tunnel	Various	n.a.	n.a.	n.a.	862,023	557,469
Western Sydney Growth Roads						
Appin Road Improvements (Federal Funded)	Appin	n.a.	n.a.	n.a.	13,036	4,535
Mamre Road, M4 Motorway to Erskine Park Road	St Clair	n.a.	n.a.	n.a.	19,665	24,000
Memorial Avenue, Old Windsor Road to Windsor Road	Kellyville	n.a.	2024	224,000	124,256	37,908
Mulgoa Road Infrastructure Upgrade - M4 to Glenmore Parkway and Blaikie Road to Union Road (State and Federal Funded)	Jamisontown	n.a.	n.a.	n.a.	9,615	2,710
Mulgoa Road Infrastructure Upgrade – Jane Street and Blaikie Road to M4 Motorway (State and Federal Funded)	Jamisontown	n.a.	n.a.	n.a.	214,176	28,411
Spring Farm Parkway (Planning)	Menangle Park	n.a.	n.a.	n.a.	27,361	42,819
The Horsley Drive, M7 Motorway to Cowpasture Road (State and Federal Funded)	Horsley Park	n.a.	n.a.	n.a.	9,283	7,147
Western Sydney Long Term Strategic Transport Corridor Preservation	Various	n.a.	n.a.	n.a.	121,807	72,614
Western Sydney Infrastructure Plan						
M12 Motorway, M7 to The Northern Road (State and Federal Funded)	Badgerys Creek	n.a.	n.a.	n.a.	795,836	205,630
Total, Works in Progress						7,000,649
Total, Major Works						7,000,649
Total, Minor Works						2,686,387
Total, Transport for NSW						9,687,036

(a) Estimated total cost (ETC) is the announced cost.

(b) Start dates are not shown since each project is an amalgamation of individual works. ETC and completion dates are not available

(c) Note that \$800 million of the WestConnex ETC is allocated toward the delivery of Sydney Gateway.

Project Description	Location	Start	Complete	Estimated Total Cost	Est. Expend To 30-06-22	Allocation 2022-23
				\$000	\$000	\$000

Infrastructure NSW

Major Works

Works in Progress

Blackwattle Bay Redevelopment Project

Blackwattle Bay Urban Redevelopment	Pymont	2020	2026	165,239	38,830	40,948
New Sydney Fish Markets - Main Works	Glebe	2020	2024	750,000	35,903	266,925
Barangaroo - Arts & Culture Projects	Barangaroo	2017	2029	24,636	1,413	4,795
Barangaroo Developer Contributions Plan	Barangaroo	2019	2025	55,000	3,324	7,402
Barangaroo Project Debt Funded Projects	Barangaroo	2020	2030	320,478	256,622	20,651
Total, Works in Progress						340,721
Total, Major Works						340,721
Total, Infrastructure NSW						340,721

Royal Botanic Gardens and Domain Trust

Major Works

Works in Progress

Australian Institute of Botanical Science	Various	2018	2023	59,478	48,279	11,199
Digital Restart Fund - Botanic Gardens Data Security, Digital Fundraising and Tourism Sales	Sydney	2022	2023	1,800	450	1,350
Macquarie Street East Precinct Works - Royal Botanic Gardens and Domain Trust Component	Sydney	2022	2023	12,000	500	11,500
Royal Botanic Gardens and Domain Trust - Bushfire Related Costs	Mount Tomah	2020	2024	2,000	1,400	300
Strategic Asset Maintenance Program	Sydney	2017	2024	13,872	8,089	2,891
Total, Works in Progress						27,240
Total, Major Works						27,240
Leases						
Leasing Acquisitions less than \$250,000	Sydney	n.a.	n.a.	n.a.	n.a.	155
Total, Leases						155
Total, Minor Works						3,879
Total, Royal Botanic Gardens and Domain Trust						31,274

Project Description	Location	Start	Complete	Estimated	Est. Expend	Allocation
				Total Cost	To 30-06-22	2022-23
				\$000	\$000	\$000

Sydney Metro

Major Works

New Works

Sydney Metro-Western Sydney Airport - Stage 2 Planning (State and Federal Funded)	Aerotropolis to Glenfield	2022	n.a.	n.a.		40,000
Total, New Works						40,000

Works in Progress

Sydney Metro City and Southwest ^(a)	Chatswood - Bankstown	2014	2024	n.a.	12,958,455	3,134,829
Sydney Metro West	Westmead - Sydney CBD	2017	2030	n.a.	4,481,533	3,246,000
Sydney Metro-Western Sydney Airport (State and Federal Funded) ^(b)	St Marys - Bringelly	2018	2026	n.a.	1,422,507	1,673,500
Total, Works in Progress						8,054,329

Total, Major Works

8,094,329

Total, Minor Works

231,290

Total, Sydney Metro

8,325,619

(a) The Sydney Metro City and Southwest funding allocation includes funding from PPP finance leases. The Central Walk project is part of

(b) Major civil construction work on the Sydney Metro - Western Sydney Airport project is expected to be completed in 2026. The start of rail operations is subject to the start of passenger airline services.

Project Description	Location	Start	Complete	Estimated Total Cost	Est. Expend To 30-06-22	Allocation 2022-23
				\$000	\$000	\$000

Centennial Park and Moore Park Trust

Major Works

New Works

Leisure Facilities

Moore Park Kippax Lake Upgrade	Moore Park	2022	2023	2,500		2,500
Total, New Works						2,500

Works in Progress

General

Strategic Asset Maintenance Program	Centennial Park	2017	2024	12,982	11,878	549
-------------------------------------	-----------------	------	------	--------	--------	-----

Leisure Facilities

Parks for People Program - Callan Park Component	Lilyfield	2021	2023	10,000	2,500	7,500
--	-----------	------	------	--------	-------	-------

Total, Works in Progress						8,049
---------------------------------	--	--	--	--	--	--------------

Total, Major Works						10,549
---------------------------	--	--	--	--	--	---------------

Leases

Lease Acquisitions less than \$250,000	Centennial Park	n.a.	n.a.	n.a.	n.a.	101
--	-----------------	------	------	------	------	-----

Total, Leases						101
----------------------	--	--	--	--	--	------------

Total, Minor Works						2,500
---------------------------	--	--	--	--	--	--------------

Total, Centennial Park and Moore Park Trust						13,150
--	--	--	--	--	--	---------------

The following agencies have a minor works program only

Greater Cities Commission	340
----------------------------------	------------

Western Sydney Parklands Trust	9,500
---------------------------------------	--------------

Office of Transport Safety Investigations	1,545
--	--------------

Project Description	Location	Start	Complete	Estimated Total Cost	Est. Expend To 30-06-22	Allocation 2022-23
				\$000	\$000	\$000

The Treasury

Major Works

New Works

Adapt NSW Climate Education and Knowledge Program	Various	2022	2025	500		150
Productivity Reform - Supporting Economic Recovery	Sydney	2023	2023	1,000		1,000
Property Tax Reform Project	Sydney	2023	2027	16,000		16,000
Shared Equity Housing Program	Sydney	2023	2027	11,600		11,600
Transmission Acceleration Finance Facility	Various	2022	2032	2,634,413		185,534
Total, New Works						214,284

Works in Progress

Climate Change Fund Net Zero Projects	Various	2021	2024	13,171	355	7,516
Electricity Infrastructure Roadmap	Various	2022	2032	164,180	17,069	145,627
Financial Management Transformation Optimisation	Sydney	2019	2023	4,942	2,226	2,716
Zero and Low Emission Vehicle Reform Project	Various	2022	2036	264,545		6,271
Total, Works in Progress						162,130

Total, Major Works

376,414

Total, Minor Works

6,172

Total, The Treasury

382,586

Workers' Compensation (Dust Diseases) Authority

Major Works

New Works

Enhancements to IT Systems and Screening Equipment	Sydney	2021	2023	2,700	100	1,250
Total, New Works						1,250
Total, Major Works						1,250
Total, Minor Works						40

The following agencies have a minor works program only

NSW Self Insurance Corporation

170

Project Description	Location	Start	Complete	Estimated	Est. Expend	Allocation
				Total Cost	To 30-06-22	2022-23
				\$000	\$000	\$000

The Legislature

Major Works

New Works

Electoral Boundary Redistribution	Various	2022	2023	2,785		2,785
Electorate Offices Security and Enhancing Protective Security	Various	2022	2023	1,800		1,800
Parliament House Critical Maintenance Works	Sydney	2022	2026	22,027		12,020
Total, New Works						16,605

Works in Progress

Audiovisual Services	Sydney	2020	2023	14,344	9,331	5,013
Digital Parliament	Sydney	2020	2023	19,626	16,152	3,474
Infrastructure Upgrades at Parliament House	Sydney	2019	2023	5,174	4,787	387
Parliament House Ceiling and Building Services Replacement	Sydney	2016	2023	23,139	21,489	1,650
Parliament House Tower Block Membrane Replacement	Sydney	2016	2023	20,411	11,747	8,664
Total, Works in Progress						19,188

Total, Major Works

35,793

Leases

Lease Acquisition - Electorate Offices	Various	n.a.	n.a.	n.a.	n.a.	5,518
Total, Leases						5,518

Total, Minor Works

15,907

Total, The Legislature

57,218

6. PUBLIC NON-FINANCIAL CORPORATIONS PROJECTS

6.1 Public non-financial corporations projects

Transport

Transport Asset Holding Entity of New South Wales	6 - 3
Sydney Trains	6 - 3
NSW Trains	6 - 4
Sydney Ferries	6 - 4

Water

Hunter Water Corporation	6 - 5
Sydney Water Corporation	6 - 6
Water NSW	6 - 8

Ports

Newcastle Port Corporation (trading as Port Authority of NSW)	6 - 9
---	-------

Housing

New South Wales Land and Housing Corporation	6 - 10
Teacher Housing Authority of New South Wales	6 - 10

Property

Place Management NSW	6 - 11
Sydney Opera House Trust	6 - 11
Venues NSW	6 - 12
Forestry Corporation of New South Wales	6 - 12
Landcom	6 - 12

Other

Waste Assets Management Corporation	6 - 13
Zoological Parks Board of New South Wales	6 - 14

Electricity

Essential Energy	6 - 15
------------------------	--------

Table 6.1: Capital investment by public non-financial corporations

Agency	Capital Expenditure			
	2021-22	2021-22	2022-23	Variation ^(b)
	Budget ^(a)	Revised ^(a)	Budget ^(a)	
\$m	\$m	\$m	\$m	
Transport				
Transport Asset Holding Entity	3,375.6	2,929.1	2,778.1	(151.1)
Sydney Trains	29.7	2,163.9	1,271.6	(892.3)
NSW Trains ^(c)	4.4	1,846.6	(580.3)	(2,426.9)
State Transit Authority of New South Wales ^(d)	0.4	0.4	...	(0.4)
Sydney Ferries ^(e)	17.7	15.5	19.7	4.2
Water				
Hunter Water Corporation	187.8	181.7	204.9	23.2
Sydney Water Corporation ^(f)	1,666.4	1,134.6	1,388.4	253.8
Water NSW ^(g)	263.5	97.7	176.4	78.7
Ports				
Newcastle Port Corporation (trading as Port Authority of NSW)	41.8	15.5	43.5	28.1
Housing				
New South Wales Land and Housing Corporation	751.7	550.2	1,003.0	452.8
Teacher Housing Authority of New South Wales	4.6	4.0	31.9	27.9
Property				
Place Management NSW	29.5	25.1	72.5	47.4
Sydney Opera House Trust	62.0	81.2	16.5	(64.7)
Venues NSW	74.6	117.7	205.8	88.1
Forestry Corporation of New South Wales	12.5	12.7	44.7	32.0
Landcom	4.1	9.0	1.8	(7.2)
Other				
Waste Asset Management Corporation	0.3	0.7	2.1	1.4
Zoological Parks Board of New South Wales	85.2	27.1	64.5	37.5
Electricity				
Essential Energy	597.7	469.2	551.8	82.6
Total^(h)	7,209.4	9,681.9	7,297.0	(2,385.0)

(a) The difference between total investment in Table 6.1 and the total of agency programs in the project list represents the capitalising of interest

(b) The variation is from 2021-22 Revised to the 2022-23 Budget. Discrepancies between totals are due to rounding.

(c) Movement in NSW Train's capital expenditure primarily relates to the revaluation of a Right-of-Use asset

(d) There is no capital expenditure in 2022-23 due to State Transit Authority (STA) being wound up.

(e) Capital expenditure on fleet maintenance has not been included.

(f) The difference in 2022-23 between Sydney Water's total investment in Table 6.1 and the total of agency programs in the project list represents underspends budgeted for but not allocated to projects.

(g) The difference in 2022-23 between WaterNSW's total investment in Table 6.1 and the total of agency programs in the project list represents the capitalising of interest and lease write-off.

(h) Public Non-Financial Corporations investment published in Table A1.9 of Budget Paper 1 may not sum to the totals of agency programs published in Table 6.1. The difference represents intra-sector eliminations.

Project Description	Location	Start	Complete	Estimated	Est. Expend	Allocation
				Total Cost	To 30-06-22	2022-23
				\$000	\$000	\$000

Transport Asset Holding Entity of New South Wales

Major Works ^(a)

Works in Progress

Commuter Car Parking Program (State and Federal Funded)	Various	2019	n.a.	n.a.	294,223	140,173
Fast Rail (Planning and Minor Works) (State and Federal Funded)	Various	2019	2026	n.a.	48,558	95,000
Fixing Country Rail	Various	n.a.	n.a.	n.a.	79,382	42,464
Main Western Rail Line Capacity Enhancements	Lithgow - Dubbo / Parkes	n.a.	n.a.	n.a.	37,451	27,394
Mariyung Fleet (New Intercity Fleet) ^(b)	Various	2014	2024	2,880,000	1,997,840	296,784
More Trains, More Services	Various	2016	n.a.	n.a.	3,200,450	776,282
Regional Rail Fleet Program ^(c)	Various	2017	n.a.	1,260,000	628,095	399,056
Transport Access Program ^(d)	Various	2011	n.a.	n.a.	2,097,846	240,241
Total, Works in Progress						2,017,394
Total, Major Works						2,017,394
Total, Minor Works						760,719
Total, Transport Asset Holding Entity of New South Wales						2,778,113

(a) A number of Estimated Total Costs (ETCs) and dates are shown as "n.a." reflecting that the program is a rolling program. ETC is the announced project cost.

(b) ETC is under review.

(c) Capital ETC excludes financing cost for Public Private Partnership.

(d) Includes a number of projects which commenced prior to 2011-12 and are now included in the larger Transport Access Program.

Sydney Trains

Leases

Lease Acquisition between \$250,000 and \$20 million	Various	n.a.	n.a.	n.a.	n.a.	13,945
Total, Leases						13,945
Total, Minor Works						27,471
Total, Sydney Trains						41,416

Project Description	Location	Start	Complete	Estimated	Est. Expend	Allocation
				Total Cost	To 30-06-22	2022-23
				\$000	\$000	\$000

NSW Trains

Leases

Lease Acquisition between \$250,000 and \$20 million	Various	n.a.	n.a.	n.a.	n.a.	16,700
Total, Leases						16,700
Total, Minor Works						6,639
Total, NSW Trains						23,339

The following agencies have a minor works program only

Sydney Ferries	21,531
-----------------------	---------------

Project Description	Location	Start	Complete	Estimated	Est. Expend	Allocation
				Total Cost	To 30-06-22	2022-23
				\$000	\$000	\$000

Hunter Water Corporation

Major Works

New Works

Enhancement of Wastewater Infrastructure	Various	2022	2034	107,669		459
Enhancement of Water Infrastructure	Various	2022	2029	445,253		3,065
Enhancement of Water and Sewerage Infrastructure	Various	2022	2025	3,101		808
Other Business Projects	Various	2022	2027	22,099		838
Total, New Works						5,170

Works in Progress

Enhancement of Wastewater Infrastructure	Various	2015	2030	493,583	164,622	56,972
Enhancement of Water Infrastructure	Various	2018	2033	429,873	31,495	42,101
Enhancement of Water and Sewerage Infrastructure	Various	2018	2032	183,792	51,408	25,130
Other Business Projects	Various	2019	2025	88,528	18,061	25,010
Total, Works in Progress						149,213

Total, Major Works

154,383

Leases

Other Business Projects	Various	n.a.	n.a.	n.a.	n.a.	4,895
Total, Leases						4,895

Total, Minor Works

45,582

Total, Hunter Water Corporation

204,860

Project Description	Location	Start	Complete	Estimated	Est. Expend	Allocation
				Total Cost	To 30-06-22	2022-23
				\$000	\$000	\$000

Sydney Water Corporation

Major Works

New Works

Austral and Leppington Wastewater Stage 3 and 4	Various	2022	2027	347,202	36,470	64,672
Badgerys Creek Growth Servicing	Badgerys Creek	2022	2026	66,802	2,448	5,990
Customer Experience and Field Optimisation Program (CxFO)	Parramatta	2022	2024	24,000	1,500	14,100
Greater Parramatta and Olympic Park (GPOP) Camellia Land Purchase	Camellia	2022	2025	137,657	774	15,000
Greater Parramatta and Olympic Park (GPOP) Integrated Water	Various	2022	2031	546,558	532	2,106
Greater Sydney Water Strategy (GSWS) related Works ^(a)	Various	2023	2032	4,591,038		52,678
Human Capital Management (HCM) Transformation	Parramatta	2022	2025	32,200	435	5,629
Internet of Things	Parramatta	2023	2024	11,620		5,458
Internet of Things (IoT) devices for Sewer Blockages	Parramatta	2022	2024	21,701	3,600	9,241
Mamre Road Growth Servicing	St Marys	2022	2026	45,835	1,802	12,055
Metro North West Urban Renewal Corridor	Various	2022	2025	50,957	1,125	16,273
Nepean Water Filtration Plant (WFP) Stage 1	Bargo	2022	2025	67,248	3,681	22,590
North West Growth Area Package 4	Various	2022	2028	91,943	2,093	331
North West Treatment Hub Compliance Works	Various	2022	2025	90,290	5,888	28,387
Optimising Digital Infrastructure	Parramatta	2022	2026	96,853	2,548	23,177
Picton Wastewater Management	Picton	2022	2027	98,025	793	1,694
Potts Hill Reservoirs cover and liner replacement	Potts Hill	2022	2024	42,907	6,468	27,540
Prospect Water Filtration Plant (WFP) Pre Treatment	Wetherill Park	2023	2027	372,600		5,000
Remote Telemetry Unit (RTU) Replacement Phase 2	Parramatta	2022	2025	18,000	457	5,035
Servicing Growth at Yallah Marshal Mount	Yallah	2022	2026	57,210	2,138	3,350
Site Services Resilience and Maintenance Program	Parramatta	2022	2024	21,533	4,910	10,100
South West Priority Growth - South West Delivery	Various	2022	2027	96,376	1,812	9,756
Southern and Western Suburbs Ocean Outfall System 2 (SWSOOS2) Design & Investigation	Various	2022	2026	54,490	366	5,227

Project Description	Location	Start	Complete	Estimated	Est. Expend	Allocation
				Total Cost	To 30-06-22	2022-23
				\$000	\$000	\$000

Sydney Water Corporation (cont.)

Spatial Futures Project	Parramatta	2022	2024	19,902	516	3,231
Thrive - Hybrid ways of working	Parramatta	2022	2025	76,648	1,213	26,802
West Dapto Works	Dapto	2022	2025	80,799	230	6,319
West Ryde Laboratory Redevelopment	West Ryde	2023	2026	111,700		1,700
Total, New Works						383,441

Works in Progress

Blue Mountains Cascades Water Supply	Cascade	2020	2024	39,197	24,955	14,242
Bondi Resiliency System Investment Plan	Bondi	2022	2027	98,747	10,857	20,539
Critical Watermain Program	Various	1998	2031	696,845	545,644	26,395
Cronulla Wastewater Treatment Plant Upgrade	Greenhills Beach	2019	2026	42,332	4,294	1,092
Data & Analytics Foundation	Parramatta	2022	2023	12,722	7,500	5,222
Greater Parramatta Olympic Park (GPOP) Peninsula Stage 1	Parramatta	2019	2026	77,510	11,515	14,745
Growth Works to Service Urban Development	Various	1995	2031	5,323,842	2,240,461	232,344
Information Technology Projects	Various	2001	2031	1,484,739	772,423	34,656
Maintain Water Distribution Systems	Various	1995	2031	3,817,097	1,806,100	101,050
Maintenance Plant Renewals	Various	2001	2031	259,924	73,446	6,862
Malabar System Works Stage 1	Malabar	2020	2025	553,799	1,745	9,572
Northern Suburbs Ocean Outfall Sewer Desilt and Rehabilitation Package B, C and D	Manly	2019	2026	113,948	64,963	27,890
North Head Wastewater Treatment Plant Biosolids Amplification	Manly	2019	2024	101,474	25,507	27,556
North West Treatment Hub Growth Works	Rouse Hill	2019	2028	1,034,531	12,918	30,700
Property Management and Acquisition	Various	2001	2031	769,529	516,474	31,591
Prospect Macarthur Link Infrastructure	Prospect	2020	2024	349,344	261,761	83,733
Quakers Hill Wastewater Treatment Plant Renewal	Quakers Hill	2016	2022	412,019	392,698	18,700
Recycled Water Projects	Various	2014	2024	167,227	43,448	28,668
Richmond Water Recycling and Wastewater Treatment Plant Consolidation	Various	2019	2023	164,598	5,730	11,802
Sewage Overflow Abatement	Various	1995	2031	1,714,023	1,307,901	118,294
Sewer Network Reliability Upgrades	Various	1995	2031	5,023,044	1,634,412	94,092
Upper South Creek Water Factory	Various	2021	2025	1,069,626	109,627	98,779

Project Description	Location	Start	Complete	Estimated	Est. Expend	Allocation
				Total Cost	To 30-06-22	2022-23
				\$000	\$000	\$000

Sydney Water Corporation (cont.)

Stormwater Asset Renewals	Various	2008	2031	624,768	170,710	29,578
Upgrade Reliability of Sewage Treatment Plants	Various	1995	2031	3,090,693	1,357,612	137,810
Vaucluse Diamond Bay Sewer Improvement	Vaucluse	2021	2025	70,680	9,136	26,558
Water Meter Replacement Program	Various	1995	2031	246,026	196,072	5,633
West Camden Wastewater Treatment Plant Upgrade Stage 3	Grasmere	2018	2024	215,957	52,788	110,930
Winmalee Wastewater Stage 1	Winmalee	2022	2024	22,136	12,637	4,499
Total, Works in Progress						1,353,532
Total, Major Works						1,736,973
Total, Sydney Water Corporation ^(b)						1,736,973

(a) Components of the GSWS implementation led by Sydney Water.

(b) Sydney Water have budgeted for underspends in 2022-23 and forward years to reflect market delivery risk. This is not reflected in the above table.

Water NSW

Major Works

Works in Progress

Blue Mountains System Upgrade	Katoomba	2016	2023	15,481	14,782	699
Broken Hill Pipeline	Broken Hill	2017	2024	387,659	381,591	2,269
Catchments Upgrade	Various	1998	2032	28,763	9,922	2,543
Other Resilience Measure	Various	2019	2032	66,449	63,028	309
General Upgrades	Various	1999	2032	1,216,362	405,678	95,507
Integrated Surveillance Monitoring, Automation and Remote Telemetry	Various	2010	2032	31,412	19,954	3,266
State Wide Metering	Various	2013	2032	19,632	17,748	1,432
Upper Canal Replacement	Various	2021	2032	15,909	229	1,448
Warragamba Dam General Upgrade	Warragamba	1997	2032	38,884	12,959	1,216
Warragamba E-flows Construction	Warragamba	2018	2032	295,813	5,510	2,997
Warragamba Pipelines Upgrade	Warragamba	1998	2032	158,613	47,455	21,108
Total, Works in Progress						132,794
Total, Major Works						132,794
Total, Minor Works						46,045
Total, Water NSW						178,839

Project Description	Location	Start	Complete	Estimated	Est. Expend	Allocation
				Total Cost	To 30-06-22	2022-23
				\$000	\$000	\$000

Newcastle Port Corporation

Major Works

Works in Progress

Glebe Island - Silos Rectifications	Rozelle	n.a.	n.a.	n.a.	n.a.	n.a.
Moores Wharf - Marine Infrastructure	Barangaroo	n.a.	n.a.	n.a.	n.a.	n.a.
Multi-Purpose Vessels	Barangaroo	2020	2023	11,688	6,356	5,332
Navigation Aid Replacement Program - Sydney	Various	n.a.	n.a.	8,919	454	1,723
Overseas Passenger Terminal Berthing Infrastructure	The Rocks	2019	2023	22,900	8,041	14,859
Overseas Passenger Terminal Building and Structures Refurbishment	The Rocks	2018	2024	n.a.	n.a.	n.a.
White Bay Cruise Terminal Plant Refurbishment	Balmain	2018	2023	n.a.	n.a.	n.a.

Total, Works in Progress						27,673
--------------------------	--	--	--	--	--	--------

Total, Major Works						27,673
---------------------------	--	--	--	--	--	---------------

Leases

Lease Acquisitions between \$250,000 and \$20 million	Millers Point	n.a.	n.a.	n.a.	n.a.	4,284
---	---------------	------	------	------	------	-------

Total, Leases						4,284
----------------------	--	--	--	--	--	--------------

Total, Minor Works						11,579
---------------------------	--	--	--	--	--	---------------

Total, Newcastle Port Corporation						43,536
--	--	--	--	--	--	---------------

Project Description	Location	Start	Complete	Estimated	Est. Expend	Allocation
				Total Cost	To 30-06-22	2022-23
				\$000	\$000	\$000

New South Wales Land and Housing Corporation

Major Works

New Works

Flood Recovery - Social Housing - New Supply	Various	2022	2025	146,000		50,000
Housing Package - Social Housing - Asset Improvement	Various	2022	2025	300,000		100,000
Social Housing - Asset Improvement	Various	2022	2023	147,482		147,482
Social Housing - New Supply	Various	2022	2032	347,857		171,374
Total, New Works						468,856

Works in Progress

Social Housing - New Supply	Various	n.a.	n.a.	n.a.	n.a.	491,962
Total, Works in Progress						491,962

Total, Major Works

960,818

Leases

Lease Acquisitions - Property and Fleet	Various	2021	2032	456,994	28,076	41,269
Total, Leases						41,269

Total, Minor Works

900

Total, New South Wales Land and Housing Corporation

1,002,987

Teacher Housing Authority of New South Wales

Major Works

New Works

Housing Package – Key Worker Housing – Teacher Housing	Various	2022	2026	94,365		29,890
Total, New Works						29,890

Works in Progress

New Houses to Meet Demand Growth	Various	2020	2023	6,565	4,565	2,000
Total, Works in Progress						2,000

Total, Major Works

31,890

Total, Teacher Housing Authority of New South Wales

31,890

Project Description	Location	Start	Complete	Estimated	Est. Expend	Allocation
				Total Cost	To 30-06-22	2022-23
				\$000	\$000	\$000

Place Management NSW

Major Works

Works in Progress

Darling Harbour Public Domain Upgrade	Sydney	2012	2032	94,169	21,089	15,837
The Rocks Public Domain Upgrade	The Rocks	2012	2032	69,433	25,278	7,976
White Bay Power Station	Rozelle	2020	2024	87,358	19,630	48,693
Total, Works in Progress						72,506
Total, Major Works						72,506
Total, Place Management NSW						72,506

Sydney Opera House Trust

Major Works

Works in Progress

Critical Upgrades to Sydney Opera House Sea Walls and Broadwalk Structures - Investigation and Design Phase	Sydney	2021	2023	3,331	215	1,370
Recording and Broadcast studio (R&B studio) end of life equipment upgrade	Sydney	2021	2022	4,709	1,151	3,558
Sydney Opera House Stage 1 Renewal	Sydney	2017	2022	226,079	221,417	4,662
Total, Works in Progress						9,590
Total, Major Works						9,590
Total, Minor Works						6,867
Total, Sydney Opera House Trust						16,457

Project Description	Location	Start	Complete	Estimated	Est. Expend	Allocation
				Total Cost	To 30-06-22	2022-23
				\$000	\$000	\$000

Venues NSW

Major Works

New Works

Penrith Stadium	Penrith	2022	2025	n.a.		48,000
Village Precinct and Parking Project - Moore Park	Moore Park	2022	2025	145,800	4,000	49,100
Total, New Works						97,100

Works in Progress

Sydney Football Stadium ^(a)	Sydney	2019	2022	828,000	806,305	21,695
Sydney Football Stadium Associated Works	Moore Park	2021	2022	53,685	41,185	12,500
Total, Works in Progress						34,195

Total, Major Works **131,295**

Total, Minor Works **74,471**

Total, Venues NSW **205,766**

(a) Note the ETC of \$828 million reflects the total cost of the Sydney Football Stadium Redevelopment, which includes \$804.3 million capital expenditure and \$23.7 million operating costs.

Forestry Corporation of New South Wales

Major Works

Works in Progress

Construction - Roads and Bridges

Road & Bridges	Various	2019	2032	13,870	4,562	1,855
Plantation Establishment - Softwoods (Land)						
Land Acquisition	Various	2021	2027	178,198	698	25,000

Total, Works in Progress **26,855**

Total, Major Works **26,855**

Total, Minor Works **17,835**

Total, Forestry Corporation of New South Wales **44,690**

The following agencies have a minor works program only

Landcom **1,833**

Project Description	Location	Start	Complete	Estimated	Est. Expend	Allocation
				Total Cost	To 30-06-22	2022-23
				\$000	\$000	\$000

Waste Assets Management Corporation

Major Works

New Works

Maintenance and Upgrade Works of Power Station Engines	Eastern Creek	2022	2031	4,470		1,120
Replacement of Site Fencing	Castlereagh	2022	2031	300		50
Total, New Works						1,170

Works in Progress

In-house Monitoring of Additional and Replacement Equipment	Eastern Creek	2021	2031	370	50	50
Replacement of Loader	Eastern Creek	2021	2023	250	100	150
Upgrade Excavator, Motor Vehicle and Monitoring Equipment	Eastern Creek	2018	2026	970	185	565
Total, Works in Progress						765

Total, Major Works	1,935
---------------------------	--------------

Total, Minor Works	200
---------------------------	------------

Total, Waste Assets Management Corporation	2,135
---	--------------

Project Description	Location	Start	Complete	Estimated	Est. Expend	Allocation
				Total Cost	To 30-06-22	2022-23
				\$000	\$000	\$000

Zoological Parks Board of New South Wales

Major Works

New Works

Taronga Rewilding Reserve Project	Mosman	2022	2025	15,000		8,500
Total, New Works						8,500

Works in Progress

NSW Centre for Wildlife Rescue, Conservation Medicine and Species Recovery at Taronga Zoo and Taronga Western Plains Zoo	Various	2020	2025	72,543	15,044	19,253
Taronga Western Plains Zoo Platypus Visitor and Education Facility	Dubbo	2020	2024	12,393	2,799	7,894
Taronga Zoo Commercial Buildings and Infrastructure Upgrade	Mosman	2019	2032	127,544	6,794	298
Taronga Zoo Sydney Sky Safari	Mosman	2021	2026	81,380	1,527	4,550
Visitor Experience - Taronga Western Plains Zoo	Dubbo	2014	2025	48,659	31,638	9,139
Visitor Experience - Taronga Zoo	Mosman	2014	2027	114,238	72,122	13,362
Total, Works in Progress						54,496

Total, Major Works	62,996
---------------------------	---------------

Total, Minor Works	1,550
---------------------------	--------------

Total, Zoological Parks Board of New South Wales	64,546
---	---------------

Project Description	Location	Start	Complete	Estimated	Est. Expend	Allocation
				Total Cost	To 30-06-22	2022-23
				\$000	\$000	\$000

Essential Energy

Major Works

New Works

Cabramurra Transformer	Cabramurra	2022	2023	9,140	2,601	6,539
Perisher Switchgear	Perisher Valley	2022	2024	2,102		350
Total, New Works						6,889

Works in Progress

Casino to Urbenville Subtransmission Line	Boomi Creek	2018	2022	3,576	2,541	1,035
Corporate Strategy	Various	2022	2029	33,600	340	3,100
Cybersecurity	Port Macquarie	2019	2024	16,988	6,188	7,100
Electronic Key Access System - Depots	Various	2021	2030	2,352	2,048	38
Menindee to Sunset Strip Small Pipeline and Pumping Station	Menindee	2019	2022	2,069	280	894
Overhead Mains Replacement Southern Region	Various	2017	2024	48,986	36,756	6,230
Stephens Creek Reservoir Pipeline	Broken Hill	2019	2023	8,520	720	5,000
Tharbogang to Nericon Subtransmission Line	Tharbogang	2018	2023	2,883	334	2,549
Waste Water Treatment Plant Replacement	Broken Hill	2018	2024	23,490	790	10,100
Water Treatment Plant Works	Broken Hill	2018	2023	2,728	580	1,250
Substation	Various	2020	2023	1,050		1,050
Total, Works in Progress						38,346

Total, Major Works **45,235**

Total, Minor Works **506,553**

Total, Essential Energy **551,788**

NSW Treasury

First published June 2022

NSW Budget 2022-23 publications include:

Budget Paper No.01 Budget Statement	Treasurer's Speech
Budget Paper No.02 Outcomes Statement	Overview
Budget Paper No.03 Infrastructure Statement	Regional NSW
Budget Paper No.04 Agency Financial Statements	Western Sydney
Budget Paper No.05 Appropriation Bills	Women's Opportunity Statement

This publication is protected by copyright. With the exception of (a) any coat of arms, logo, trade mark or other branding; (b) any third party intellectual property; and (c) personal information such as photographs of people, this publication is licensed under the Creative Commons Attribution 3.0 Australia Licence.

The licence terms are available at the Creative Commons website at:
creativecommons.org/licenses/by/3.0/au/legalcode

NSW Treasury requires that it be attributed as creator of the licensed material in the following manner: © State of New South Wales (NSW Treasury), (2022).

Cover image credit: Renee Nowytarger

52 Martin Place
Sydney NSW 2000

budget.nsw.gov.au
treasury.nsw.gov.au

GPO Box 5469
Sydney NSW 2001

