

Tabled by Mr David Bowen,  
~~General Manager MAA~~, 20 June 2008  
Chief-Executive officer, LTCSA.

# Lifetime Care & Support Authority


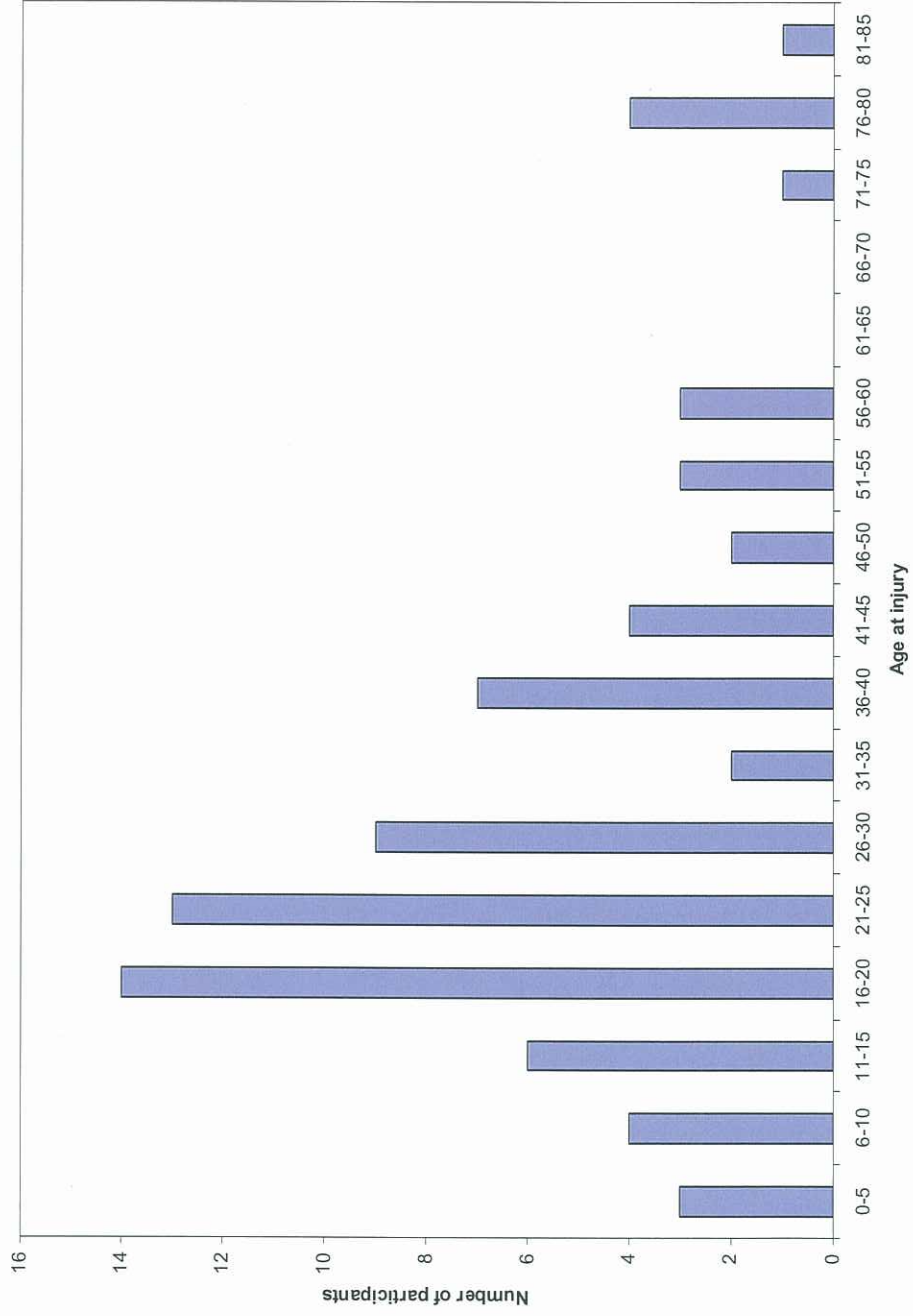


# Gender

- At the end of May 2008 there were 76 participants including:
  - 56 males
  - 20 females
- Of the 76 there were 14 children aged under 16 years




# Age



# Role in accident

- 21 driver
- 20 passenger
- 17 motor cycle rider
- 14 pedestrian
- 3 cyclist
- 1 motor bike pillion



# Location

- 51% Sydney and Sydney Surrounds
- 16% Hunter
- 7% Illawarra
- 10% Murray/Murrumbidgee/South Eastern
- 13% Mid-North Coast/Northern/Richmond Tweed
- 3% North Western




# Severity – spinal cord injury

Spinal cord injury level	Participants
C1-3	2
C4	2
C5	4
C6	0
C7	0
T1-6	3
T7-11	4
T12-S5	5
Total	20

The Spinal cord injury level provides an indicator of the severity of the injury.

Injury to the cervical spine (C1-7) results in loss of arm and leg function. Complete injury at the C1-3 level impairs respiratory function and the person may need mechanical ventilation and 24 hour/ day care.

Level of injury is a useful indicator of care needs when conducting an individual care assessment.





# Severity – brain injury

Care and Needs Scale	Participants
7	16
6	1
5	4
4	13
3	13
2	4
1	2
0	0
<b>Total</b>	<b>55</b>

Care needs for participants with brain injury are categorised using the Care and Needs Scale.

Category 7 indicates the person requires 24 hour care and cannot be left alone.

Category 4 indicates that a person needs up to 11 hours assistance per day.

Care needs can change over time and require regular review.



# Finance

- July 07 – May 08
  - Total assets \$410 M
  - Total liabilities \$252 M
  - Total equity \$158 M