

OHSD INSPECTORATE ACTIVITY QUARTERLY PERFORMANCE REPORT TO THE CEO

SAFER WORKPLACES

The OHS Division has several large-scale projects underway in 2006 aimed at reducing the injury/illness rates in NSW. These include:

- Manual Handling Program
- Falls Program
- Priority Plant Program
- Small Business Serious about Safety Program

All industries show a downward trend in incidence rates and the number of claims. It is envisaged that these programs will be instrumental in the continued reduction in workplace injuries.

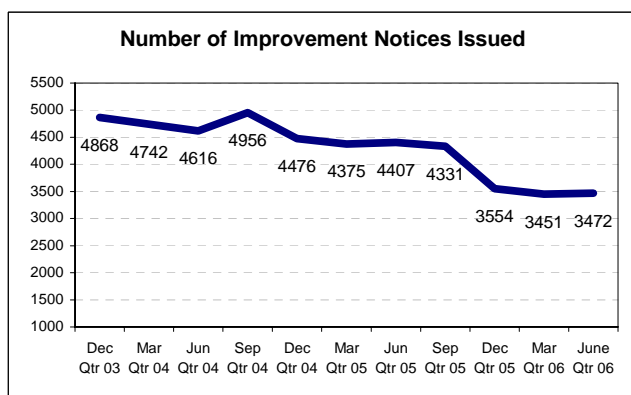
APPROPRIATE BALANCE OF OHS ENFORCEMENT AND EDUCATION ACTIVITIES

Activities undertaken within the OHS Division of WorkCover directly influence the outcome measure of a reduction in injuries and illness within the workplace. As such the key areas of activity are monitored on a regular basis. The following OHSD activity measures have been included in this report to support the outcome measures, and provide a complete picture of WorkCover's progression towards safer workplaces.

During the June Quarter 2006, there were 4,578 workplace visits. This number is consistent with general average trends. Experience shows that this number will increase further (by approximately 200), when numbers are re-run at the end of the next quarter.

Number of Inspector Notices (PINS, Infringement, S161, S174)

Note: Data for September and December 2005 quarters have been updated to reflect current data.

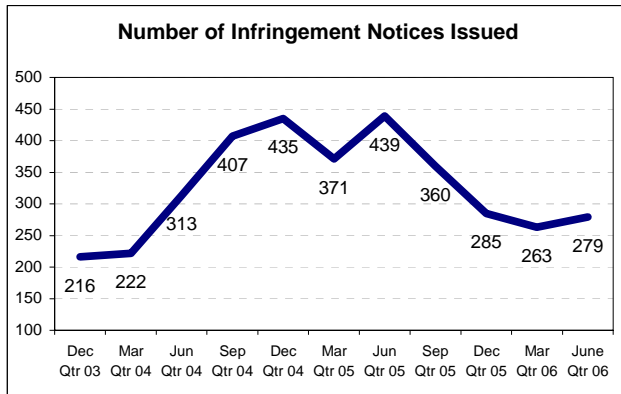


Status

During June quarter 2006, 3,472 Improvement Notices were issued.

Analysis

The number of Improvement Notices has leveled out as WCA moves towards a stronger advisory role and balanced approach.

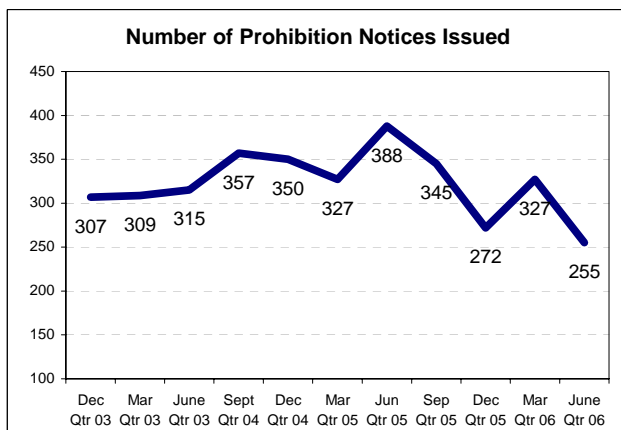


Status

During the June quarter 2006, 279 Infringement Notices were issued.

Analysis

The number of Infringement Notices has leveled as WCA moves towards a stronger advisory role as part of the Workplace Improvements Framework.



Status

During the June quarter 2006, 255 Prohibition Notices were issued.

Analysis

The number of Prohibition Notices has decreased this quarter.

Workers Compensation Notices

During June quarter 2006, inspectors within the OHS Division issued 17 notices under Section 161 for production of Workers Compensation Policy and 5 notices under Section 174 for production of wage records. Every workplace visit is preceded by a check on Insite of Workers Compensation Policy. Details of the number of employees are then checked on site.

EFFECTIVE STAKEHOLDER RELATIONSHIPS

Presentations in the June 2006 quarter

OHS Division	Business Assistance Unit
100 presentations delivered to stakeholders to 1,234 participants in the quarter	Over 2,000 participants have attended 132 workshops in 2006

Number of enquiries requesting information or advice (Note this data is only collected by OHSD)

Quarter	Presentations to Stakeholders (Number of participants)	Email Enquiries (Team inbox) Email requests for information actioned	Telephone/Duty Phone Enquiries Actioned by OHSD staff	Counter Enquiries actioned by metropolitan and regional offices (excluding Head Office)
April – June 05	119	3,359	32,803	18,487
July – Sept 05	117 (773)	5,912	27,169	14,428
Oct - Dec 05	119 (1,019)	1,887	23,421	17,076
Jan- Mar 06	110 (1,240)	1,000	29,157	40,493
April-Jun 06	100 (1,234)	2,523	33,738	39,602
<i>Average per quarter</i>	<i>113 (1,066)</i>	<i>2,936</i>	<i>29,257</i>	<i>26,017</i>