

**GENERAL PURPOSE STANDING COMMITTEE No 4
BUDGET ESTIMATES 2009-10
QUESTIONS ON NOTICE**

Questions relating to the portfolio of emergency services:

The Hon Ian Cohen MLC

Question:

1. What provision has the Minister made in the budget to increase volunteer recruitment, particularly in parts of the state where there is a shortfall of up to 70% fewer bush fire fighters than is required?
 - a. In particular, what measures will the Minister take to address the 10% shortfall in the number of bush fire fighters required in the Blue Mountains - one of the highest bushfire alert areas of New South Wales.

Answer:

1. Suggestions that there is a shortfall of volunteer firefighters across the State are incorrect.

The RFS has more than 70,000 members, consisting of frontline firefighters and support personnel, who work in roles such as communications, logistics, aviation support, community education and catering. All these roles are vital to the success and safety of a firefighting operation.

At any one time, around 45,000 of these are active firefighters – which is one of the largest volunteer firefighting forces in the world. Nobody should question the hard work, commitment and professionalism of any of our volunteers. If needed, during major fires, firefighters from other areas of the State or even from interstate can be called upon to back up local crews to ensure an appropriate level of protection to the community.

The RFS is continually training new recruits. Last year, the RFS delivered more than 350,000 hours of training across the State. In the past five years, almost 15,500 new ordinary memberships have been approved by the RFS.

Funds have again been allocated from the 2009/10 Rural Fire Fighting Fund to support the RFS Secondary School Cadet Program for 15-16-year-old students. A Youth Development Officer was appointed in January to support and continue building this initiative. This year, 51 cadet courses are scheduled to cater for about 800 students.

Increasing the diversity of RFS membership is another important recruitment strategy. An Aboriginal Services Officer is being employed this year to focus on strategies to attract, recruit and retain members from Aboriginal backgrounds.

The flexible membership project also has the potential to increase volunteer recruitment and retention. The underlying principle of the project is that membership should provide a level of flexibility that matches the needs,

resources and characteristics of an area. Flexible membership not only focuses on membership diversity, attraction and retention but also on providing the best possible protection for the community.


The RFS recently conducted a television campaign of community service announcements designed, among other things, to attract new recruits.

Volunteer recruitment is also supported by RFS information stalls and participation at community events such as field days and shows, including the Royal Easter Show.

The RFS held its Open Day on 26 September and more than 300 Rural Fire Brigades across NSW participated. This annual event is an excellent opportunity for prospective members to meet current members of the RFS and see them performing drills and other activities to show the broad range of skills that RFS membership can develop.

a. Standards of fire cover provide bush fire protection for the Blue Mountains. These ensure sufficient volunteer and equipment resources are available and are supported by Mutual Aid Agreements with NSW Fire Brigades.

There is always room for more RFS members and this is why the Service actively seeks to increase its membership through coordinated membership campaigns and the Cadet Program, in which four local high schools are currently participating.



STEVE WHAN MP
Minister for Emergency Services

**GENERAL PURPOSE STANDING COMMITTEE No 4
ESTIMATES 2009-10
QUESTIONS ON NOTICE**

Questions relating to the portfolio of Emergency Services:


The Hon Ian Cohen MLC

Question:

2. What were the target hazard reduction figures by hectare set by the New South Wales Rural Fire Service and the NSW Fire Brigade for 2008-09, and were these targets met?

Answer:

There are no annual targets by hectare set by the NSW Rural Fire Service or NSW Fire Brigades.



**STEVE WHAN MP
Minister for Emergency Services**

**GENERAL PURPOSE STANDING COMMITTEE No 4
BUDGET ESTIMATES 2009-10
QUESTIONS ON NOTICE**

Questions relating to the portfolio of emergency services:

The Hon Ian Cohen MLC

QUESTION:

3. It is noted that the NSWFB responded to 3,500 hazardous material incidents in 2008-09. Could we be provided with material on:
- a. the types of hazardous material incidents the NSWFB has responded to;
 - b. the geographic location of incidents; and
 - c. data on how many hazardous material incidents each emergency unit responded to?

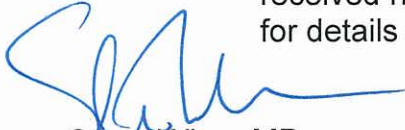
ANSWER:

3. The NSWFB is responsible for protecting the people, property and environment of NSW from hazardous materials.
- a. Approximately 80% of hazardous materials incidents responded to in 2008-2009 were related to chlorine, acetylene, asbestos, LPG, oil, petrol and fuels, acids, diesel, nitrates, hydrogen sulphate, hydrogen peroxide and sodium hypochlorate.

Hazardous Material Type	Number of Incidents
Fire and explosions resulting or causing hazmat incident	101
Combustible, flammable incidents resulting or causing spill or leak	2,757
Chemical hazard	103
Chemical spill or leak	275
Hazardous Fibres	32
Other hazardous materials incidents	302
Total	3,570

Note: Figures may vary from earlier publications to reflect the additional submission of incident reports and the results of data quality improvement initiatives.

- b. NSWFB's responsibility for hazardous materials response covers all land-based and inland waterways incidents in NSW. (See attached for details of geographic locations of incidents)
- c. All fire officers in the NSWFB's network of 339 fire stations have received hazmat/ breathing apparatus training. (See attached for details of incidents each unit responded to)



Steve Whan MP
Minister for Emergency Services

The geographic location of incidents

Local Government Area	Number of Incidents
Albury	35
Armidale Dumaresq	12
Ashfield	22
Auburn	48
Ballina	12
Balranald	1
Bankstown	83
Bathurst Regional	39
Baulkham Hills	56
Bega Valley	22
Bellingen	7
Berrigan	8
Blacktown	151
Bland	6
Blayney	2
Blue Mountains	86
Bogan	2
Boorowa	1
Botany Bay	45
Bourke	4
Broken Hill	12
Burwood	17
Byron	16
Cabonne	3
Camden	22
Campbelltown	81
Canada Bay	37
Canterbury	55
Central Darling	1
Cessnock	29
Clarence Valley	22
Cobar	3
Coffs Harbour	29
Coolamon	2
Cooma-Monaro	9
Coonamble	2

Local Government Area	Number of Incidents
Cootamundra	5
Corowa Shire	9
Cowra	2
Deniliquin	3
Dubbo	42
Dungog	3
Eurobodalla	15
Fairfield	80
Forbes	5
Gilgandra	1
Glen Innes Severn	3
Gloucester	6
Gosford	78
Goulburn Mulwaree	24
Greater Taree	14
Greater Hume Shire	4
Great Lakes	7
Griffith	6
Gundagai	5
Gunnedah	14
Gwydir	3
Hawkesbury	15
Holroyd	53
Hornsby	74
Hunters Hill	12
Hurstville	53
Inverell	3
Jerilderie	1
Junee	2
Kempsey	11
Kiama	5
Kogarah	33
Ku-ring-gai	50
Kyogle	4
Lachlan	1
Lake Macquarie	114
Lane Cove	24
Leeton	4
Leichhardt	24

Local Government Area	Number of Incidents
Lismore	18
Lithgow	19
Liverpool	97
Liverpool Plains	1
Lockhart	1
Maitland	24
Manly	24
Marrickville	38
Mid-Western Regional	25
Moree Plains	11
Mosman	28
Murray	2
Muswellbrook	10
Nambucca	13
Narrabri	8
Narromine	6
Newcastle	78
North Sydney	34
Oberon	1
Orange	28
Palerang	2
Parkes	18
Parramatta	71
Penrith	76
Pittwater	29
Port Macquarie-Hastings	20
Port Stephens	24
Queanbeyan	12
Randwick	75
Richmond Valley	7
Rockdale	41
Ryde	45

Local Government Area	Number of Incidents
Shellharbour	28
Shoalhaven	45
Singleton	11
Snowy River	16
Strathfield	31
Sutherland Shire	71
Sydney	178
Tamworth Regional	17
Tenterfield	5
Tumut Shire	8
Tweed	38
Upper Hunter Shire	5
Upper Lachlan Shire	3
Wagga Wagga	37
Walcha	1
Walgett	6
Warren	1
Warringah	46
Warrumbungle Shire	2
Waverley	36
Wellington	5
Wentworth	3
Willoughby	29
Wingecaribee	27
Wollondilly	12
Wollongong	99
Woollahra	25
Wyong	80
Yass Valley	11
Young	9
Other	5
Total	3,570

Data on total responses to hazardous material incidents by NSWFB unit

Brigade No	Brigade Name	Total Responses
1	City of Sydney	39
3	The Rocks	19
4	Darlinghurst	42
5	Newtown	25
6	Mona Vale	21
7	Horningsea Park	17
8	Liverpool	41
9	B.A. / Hazmat	111
10	Redfern	33
11	Woollahra	35
12	Balmain	14
13	Alexandria	126
14	Ashfield	29
15	Burwood	44
16	Concord	32
17	Drummoyne	22
18	Glebe	16
19	Silverwater	29
20	Hurstville	69
21	Kogarah	50
22	Leichhardt	17
23	Gladesville	27
24	Manly	35
25	Mosman	30
26	Mascot	16
27	Parramatta	50
28	Marrickville	35
29	Arncliffe	43
30	Lidcombe	38
31	Busby	55
32	Mount Druitt	46
33	Engadine	17
34	Riverwood	29
35	Botany	27
36	Crows Nest	33

Brigade No	Brigade Name	Total Responses
37	Gordon	46
38	Pyrmont	20
39	Randwick	45
40	Willoughby	30
41	Smithfield	37
42	Ryde	30
43	Seven Hills	43
45	Miranda	36
46	Sutherland	30
47	Revesby	37
48	Mortdale	14
49	Cabramatta	16
50	Hornsby	25
51	Forestville	19
52	Campsie	22
53	Neutral Bay	21
54	Cronulla	40
55	Guildford	33
56	Matraville	33
57	Wentworthville	27
58	Beecroft	36
59	Eastwood	21
60	Avalon	7
61	Lane Cove	27
62	Bankstown	33
63	Blacktown	37
64	Lakemba	50
65	Rydalmere	19
66	Rhodes	8
67	Northmead	19
68	Narrabeen	9
69	Dee Why	24
70	Maroubra	25
71	Castle Hill	49
72	Merrylands	29
73	Fairfield	28
75	Berowra	6
76	Bondi	34
77	St Marys	87

Brigade No	Brigade Name	Total Responses
78	Dunheved	23
79	Ingleburn	16
80	Bundeena	1
81	Windsor	10
82	Richmond	4
83	Riverstone	6
84	Macquarie Fields	22
85	Chester Hill	41
86	Penrith	26
87	Rosemeadow	21
88	Campbelltown	29
90	Menai	15
92	St Andrews	26
93	Narellan	19
94	Kellyville	19
96	Schofields	18
97	Huntingwood	22
98	Cranebrook	11
100	State Comms Centre	1
101	Bonnyrigg Heights	37
102	Regentville	18
105	Kelso	16
177	R.A.S. Showground	5
202	Abermain	2
203	Albury Central	36
205	Armidale	12
206	Albury North	10
207	Albion Park Rail	12
208	Aberdeen	1
209	Albury Civic	19
210	Balgownie	6
211	Ballina	12
212	Balranald	1
213	Bangalow	2
216	Bathurst	38
217	Batemans Bay	11
218	Batlow	1

Brigade No	Brigade Name	Total Responses
219	Bega	3
221	Bellingen	4
222	Belmont	9
223	Berrigan	1
224	Berry	1
226	Blackheath	8
227	Blayney	2
228	Berkeley Vale	45
229	Boggabri	1
231	Boolaroo	11
232	Boorowa	1
233	Bourke	4
234	Bowral	19
235	Bowraville	2
237	Branxton Greta	3
238	Broken Hill	14
239	Broken Hill Sth	4
240	Brunswick Heads	6
241	Bulli	12
242	Bundanoon	4
243	Byron Bay	8
245	Budgewoi	7
248	Camden	8
251	Cardiff	34
252	Carrington	5
253	Casino	3
254	Cessnock	13
255	Charlestown	15
256	Cobar	3
257	Coffs Harbour	29
258	Coledale	1
259	Condobolin	2
260	Newcastle	58
261	Coolah	1
262	Coolamon	2
263	Cooma	10
264	Coonabarabran	1
265	Coonamble	2
266	Cootamundra	8

Brigade No	Brigade Name	Total Responses
268	Corowa	8
269	Corrimal	7
270	Cowra	2
271	Crookwell	2
272	Culcairn	3
277	Dapto	11
278	Deniliquin	3
279	Dorrigo	1
280	Dubbo	48
282	Dungog	4
284	Delroy	12
286	Eden	8
288	Evans Head	4
292	Doyalson	15
293	Finley	3
294	Forbes	5
295	Forster	3
300	Gilgandra	1
301	Glenbrook	9
302	Glen Innes	10
303	Gloucester	6
304	Gosford	24
305	Goulburn	33
306	Grafton	9
307	South Grafton	13
308	Grenfell	1
311	Griffith	6
312	Gulgong	9
313	Gundagai	6
314	Gunnedah	14
316	Goonellabah	10
320	Hamilton	18
321	Hay	1
324	Holbrook	1
325	Helensburgh	5
331	Inverell	5
336	Jerilderie	1
337	Junee	2
338	Jindabyne	4
340	Umina	20

Brigade No	Brigade Name	Total Responses
341	Kariong	21
342	Kandos	1
343	Katoomba	22
344	Kearsley	1
345	Kempsey	9
346	Kiama	6
347	Kingscliff	4
349	Kurri Kurri	7
350	Kyogle	4
351	Bateau Bay	19
357	Lambton	7
358	Laurieton	2
359	Lawson	21
360	Leeton	5
361	Leura	11
362	Lismore	18
363	Lithgow	14
364	Lithgow West	4
365	Lockhart	1
367	Lightning Ridge	5
371	Macksville	6
372	Macleay	1
373	East Maitland	8
374	Maitland	22
376	Merewether	4
377	Minmi	3
378	Mittagong	3
379	Moama	2
381	Moree	11
382	Morpeth	1
383	Morisset	14
384	Moruya	3
385	Moss Vale	7
386	Mt Victoria	2
387	Mudgee	17
388	Mullumbimby	2
389	Harden	1
391	Murwillumbah	1
392	Muswellbrook	14
393	Merriwa	3

Brigade No	Brigade Name	Total Responses
394	Mulwala	1
395	Merimbula	10
397	Nambucca Heads	5
398	Narooma	5
399	Narrabri	8
401	Narromine	6
402	Nelson Bay	9
404	New Lambton	9
405	Nowra	26
406	Nyngan	2
411	Oberon	1
412	Orange	30
417	Parkes	16
418	Paxton	1
419	Peak Hill	1
421	Picton	9
422	Warrawong	13
424	Port Macquarie	19
426	Perisher Valley	9
428	Queanbeyan	16
429	Quirindi	1
432	Raymond Terrace	15
434	Hamlyn Terrace	14
441	Sawtell	10
442	Scarborough	5
443	Scone	2
444	Singleton	10
445	Springwood	21
446	Stockton	4
447	Swansea	4
449	South West Rocks	2
450	Saratoga	2
451	Thredbo	3
452	Tamworth	17
453	Taree	14
454	Tarro	10
455	Telarah	14
457	Tenterfield	5

Brigade No	Brigade Name	Total Responses
458	Teralba	3
459	Terrigal	14
460	The Entrance	13
461	Thirroul	4
462	Mayfield West	15
463	Tocumwal	4
464	Toronto	10
467	Tumut	7
468	Tweed Heads	37
470	Toukley	12
471	Tea Gardens	3
472	Turvey Park	34
474	Unanderra	12
475	Uralla	1
476	Urunga	2
477	Ulladulla	19
480	Wagga Wagga	15
481	Walcha	1
482	Walgett	1
483	Wallerawang	4
484	Wallsend	9
485	Wangi Wangi	4
487	Warialda	1
488	Shellharbour	42
489	Warragamba	2
491	Warren	1
492	Wauchope	4
493	Wellington	6
494	Wentworth	3
495	Wentworth Falls	2
497	Weston	8
498	West Wallsend	6
499	West Wyalong	6
500	Tingira Heights	17
502	Wingham	1
503	Wollongong	41
505	Wyong	10
506	Wee Waa	1
507	Woolgoolga	3
508	West Tamworth	10

Brigade No	Brigade Name	Total Responses
509	Wyoming	6
510	Yamba	3
511	Yass	13
513	Young	9
514	Tweed River	20

Brigade No	Brigade Name	Total Responses
	Specialist Officers	24
	Total	4,863

**GENERAL PURPOSE STANDING COMMITTEE No 4
ESTIMATES 2009-10
QUESTIONS ON NOTICE**

Questions relating to the portfolio of emergency services:

The Hon Ian Cohen MLC

QUESTION:

4. Of the 1,036 building inspections undertaken, how many were issued notices to rectify defects?

ANSWER:

4. Of the 1,036 building inspections undertaken, the NSW Fire Brigades issued 266 "Emergency Order 6 - notice to rectify defects".

The Brigades also issued 3 "Order 8 - notice to rectify defects in shared accommodation".



Steve Whan MP

Minister for Emergency Services

**GENERAL PURPOSE STANDING COMMITTEE No 4
ESTIMATES 2009-10
QUESTIONS ON NOTICE**

Questions relating to the portfolio of Emergency Services:


The Hon Ian Cohen MLC

QUESTION:

5. How many licensed premises, nightclubs and pubs were found to be non-complying during building inspections?
- a. Can the Minister provide the names of the venues?

ANSWER:

5. 29
- a. Lists of venues that are subject to orders are not routinely released. Further, it would be inappropriate to name these venues as they have now all rectified any defects.



Steve Whan MP
Minister for Emergency Services

**GENERAL PURPOSE STANDING COMMITTEE No 4
ESTIMATES 2009-10
QUESTIONS ON NOTICE**

Questions relating to the portfolio of Emergency Services:

The Hon Ian Cohen MLC

QUESTION:

6. Can the Minister advise of the specific counter-terrorism plant and equipment procured under the 2009-10 capital works program?


ANSWER:

6. The New South Wales Fire Brigades (NSWFB) maintains a significant capability for responding to hazardous materials incidents and also is the lead agency for Urban Search and Rescue operations. These could include the consequences of terrorist incidents.

Plant and equipment procured under the 2009-10 Firefighter Safety and Counter Terrorism Equipment Program includes:

- Self Contained Breathing Apparatus
- Self Contained Breathing Apparatus cylinders
- Air Compressors
- Emergency Medical Treatment Kits
- Automatic External Defibrillators
- Thermal Imaging Cameras
- Fully Encapsulated Gas Suits
- Hazardous materials recovery bins
- Waterway booms and associated equipment
- Hydraulic rescue equipment
- Rescue Rapid Intervention Kits, and
- Cordage and patient stretchers.

This equipment supports an integrated multi-agency approach to developing and enhancing the State's counter-terrorism capability and would allow for an appropriate response by the NSWFB to a terrorist incident.



Steve Whan MP
Minister for Emergency Services

**GENERAL PURPOSE STANDING COMMITTEE No 4
ESTIMATES 2009-10
QUESTIONS ON NOTICE**

Questions relating to the portfolio of Emergency Services:

The Hon Ian Cohen MLC


QUESTION:

7. Can the Minister advise what percentage of the \$15.1 million dollars funding goes to plant and equipment for counter terrorism capacity compared to general firefighting equipment capacity?

ANSWER:

7. The New South Wales Fire Brigades (NSWFB) maintains a significant capability for responding to hazardous materials incidents and also is the lead agency for Urban Search and Rescue operations. These could include the consequences of terrorist incidents.

\$4.198 million (28 per cent) is directly allocated to the Counter Terrorism Equipment Program. The remainder of the program funding provides standard equipment to maintain the NSWFB's fundamental response capability to all incidents, including the response to any counter terrorism incident.



Steve Whan MP
Minister for Emergency Services

**GENERAL PURPOSE STANDING COMMITTEE No 4
ESTIMATES 2009-10
QUESTIONS ON NOTICE**

Questions relating to the portfolio of Emergency Services:

The Hon Ian Cohen MLC

QUESTION:

8. It has been reported that Sydney's anti-terror emergency warning system would fail in a blackout because it does not have a battery back-up system. What provision has been made to remedy this situation?

ANSWER:

8. The Minister for Transport is responsible for the CBD emergency warning system. The Minister announced the back-up system installation on October 1, 2009.



Steve Whan MP
Minister for Emergency Services

GENERAL PURPOSE STANDING COMMITTEE No 4
ESTIMATES 2009-10
QUESTIONS ON NOTICE

Questions relating to the portfolio of Emergency Services:

The Hon Ian Cohen MLC

QUESTION:

9. What preventative measures and early intervention programs is the NSWFB undertaking in relation to minimising hazardous material incidents during transportation of dangerous goods?

ANSWER:

9. The NSWFB has established a close working relationship with the Department of Environment, Climate Change and Water, which administers the *Dangerous Goods (Road and Rail Transport) Act 2008* for the purpose of applying national requirements for the transport of dangerous goods.

The Brigades maintains a consultative relationship with transport associations and major transport companies to improve safe handling of dangerous goods and develop private industry rapid response and operational procedures.

The NSWFB has established a Memorandum of Understanding with the Roads and Traffic Authority to ensure effective consequence management of incidents involving dangerous goods on roadways.

The Brigades' involvement in multi-agency planning by Local Emergency Management Committees ensures plans are developed for site remediation following transport incidents involving dangerous goods.

NSWFB resources, including specialist Hazmat Units, are strategically located across the State to minimise the impact on the environment and waterways from transport incidents involving hazardous materials.

All NSWFB appliances are equipped with four function gas detectors to ensure early and accurate detection of hazardous substances resulting in minimising the impact of hazardous material releases.



Steve Whan MP
Minister for Emergency Services

**GENERAL PURPOSE STANDING COMMITTEE No 4
ESTIMATES 2009-10
QUESTIONS ON NOTICE**

Questions relating to the portfolio of Emergency Services:

The Hon Ian Cohen MLC

QUESTION:

10. In a year when major floods occurred in a number of locations and climate change-affected extreme weather conditions are likely to increase, can the Minister explain why was the number of FloodSafe brochures handed out to the community revised down from 50,000 to 35,000?

ANSWER:

FloodSafe Guides are an initiative of the SES designed to provide localised information to people living in communities affected by flooding, along with generic community, rural and caravan park guides. There is no permanent target for the distribution of FloodSafe Guides. FloodSafe Guides are produced on an as-needs basis for specific local communities.

The production and distribution of new or re-printed local FloodSafe Guides tends to be driven by specific events, particularly when flood plans are revised or the anniversary of significant flood events. The quantities produced therefore vary from year to year.

All of the SES FloodSafe Guides are available on the SES website,
www.ses.nsw.gov.au



Steve Whan MP
Minister for Emergency Services

GENERAL PURPOSE STANDING COMMITTEE No 4
BUDGET ESTIMATES 2009-10
QUESTIONS ON NOTICE

Questions relating to the portfolio of Emergency Services:

The Hon Melinda Pavey MLC

Questions:

11. Rural Fire Service

- a. What percentage of the RFS budget will be spent on bushfire mitigation works (not including salaries) for 2009-10?
- b. Of the budget allocated to mitigation how much will be spent by zone, team and district on:
 - i. fire trail construction and maintenance
 - ii. asset protection zones
 - iii. hazard reductions
- c. What percentage of the total RFS Budget for 2009-10 will be devoted to bushfire risk management planning?
- d. What percentage of the total RFS Budget for 2009-10 will be devoted to RFS staff salaries?
- e. What percentage of the total RFS Budget for 2009-10 will be devoted to total RFS staff related expenses?
- f. What is the financial figure devoted to staff salaries for 2009/10?
 - i. Is there is an increase in the RFS staff salary budget allocation from 2008-09 budget to the 2009-10 budget?
 - ii. If yes what is the percentage increase in the RFS staff salary budget allocation from 2008-09 to 2009-10?
 - iii. What percentage of the total RFS budget for RFS is devoted to Management salaries (L12 & above)?
 - iv. What percentage of the total RFS budget is devoted to Senior Executive Service salaries?
 - v. What percentage of the total RFS budget is devoted to contracted and casual employed RFS staff?
 - vi. What is the breakdown of the RFS budget 2009/10 for staff salaries by Region, District, Zone and Team?
- g. What percentage of the RFS budget for 2009-10 will be devoted to payment of current liabilities for staff long service leave and recreation leave?

- h. What percentage of the total RFS Budget for 2009-10 will be devoted to printing and stationary procurement?
- i. What the percentage of the RFS budget allocated for administration will be devoted to the development and review of RFS Service Standards, policies and procedures?
- j. What percentage of the total RFS Budget for 2009-10 will be devoted to projects?
- k. What is the funding breakdown by project?
- l. What percentage of the RFS budget for 2009/10 will be devoted to "other expenses?"
- m. What are the other expenses. Please provide a list for 2009-2010 budget?
- n. What percentage of the total RFS Budget for 2009-10 will be devoted to expenditure on rental leases?
- o. What assets are subject to rental lease by the RFS?
- p. What percentage of the total RFS budget for 2009-10 will be devoted to RFS staff attendance at interstate and international meetings, symposiums, workshops, forums and conferences?
- q. What is the breakdown in travel expenditure for senior management salaried staff?
- r. What percentage of the RFS budget for 2009-10 will be allocated to new fire trucks?
 - i. What is breakdown by RFS zone, team and district where the fire trucks will be allocated?
 - ii. What percentage of the RFS budget for 2009-10 will be allocated to refurbished fire tankers?
 - iii. What percentage of the RFS budget for 2009-10 will be devoted to rural fire station construction?
 - iv. What is the breakdown by RFS zone, team and district where the new fire stations will be constructed for 2009-10?
 - v. What percentage of the total RFS budget for 2009-10 will be devoted to the construction of new fire control centres?
 - 1. What is the breakdown by RFS zone, team and district of the allocation of funds for the construction of new fire control centres in 2009-10?

- vi. What percentage of the total RFS budget for 2009-10 will be devoted to the construction of modern purpose built hot fire training facilities for volunteer fire fighters?
- vii. What percentage of the total RFS budget for 2009-10 will be devoted to the refurbishment of existing purpose built hot fire training facilities for volunteer fire fighters?
- viii. What percentage of the RFS budget in 2009-10 is devoted to fleet services?
- ix. What percentage of the RFS fleet services budget in 2009-10 is devoted to non operational and RFS salaried staff vehicles?
- s. What percentage of the total RFS budget for 2009-10 will be devoted to the State Air Desk & aerial support services?
- t. What is the percentage increase in the aviation budget from 2008-09 to 2009-10?
- u. What is the breakdown of funds allocated to RFS aviation services budget for 2009-10?
- v. Was a cost benefit analysis undertaken to assess the case for an increase in the RFS aviation services budget for 2009-10? If not, why not?
- w. Was a cost benefit analysis undertaken to assess the case for the increased use of aviation services in fire suppression for the 2009-10 budget against traditional on ground fire suppression methods? If not why not?
- x. What percentage of the total RFS budget for 2009-10 will be devoted to community preparedness and public education programs?
- y. What percentage of the RFS budget for 2009-10 will be allocated to the following programs?
 - i. Community Fire wise
 - ii. Farm Fire wise
 - iii. Kids Fire wise
- z. What percentage of the total RFS budget for 2009-10 will be devoted to fire suppression?
- aa. What is the breakdown of the fire suppression budget allocation by RFS zone, team and district?
- bb. What is the ratio of expenditure on fire suppression against fire prevention in the RFS budget for 2009-10?

- cc. What percentage of the total RFS budget for 2009-10 is devoted to:
 - i. volunteer welfare
 - ii. Occupational health and safety
 - iii. Chaplaincy
 - iv. critical incident stress
- dd. What percentage of the total RFS budget for 2009-10 is devoted to personal protective equipment for volunteer fire-fighters?
- ee. What percentage of the total RFS budget for 2009-10 will be devoted to the RFS volunteer fire-fighter training programs?
- ff. What percentage of the total RFS budget for 2009-10 will be devoted to RFS staff professional training programs?
- gg. What percentage of the RFS budget for 2009/10 will be devoted to consultancy fees?
- hh. What is the breakdown of the consultancy fees by project?
- ii. What percentage of the total RFS budget will be devoted to Fire Investigation?
- jj. What percentage of the total RFS budget for 2009-10 is devoted to media services?
- kk. How much of the funding will be spent on off season training combining ground and air crews?
- ll. How much funding is allocated for overseas projects?
- mm. What is the percentage of bush fire hazard reduction works that were completed in 2008-2009?
- nn. What is the hazard reduction target for 2009-2010?
- oo. What were the hazard reduction targets and the number and percentage of works completed for each of the land management agencies in 2008-2009, including National Parks, Department of Lands, Forests NSW and Local Government?
- pp. What is the standard level, in tonnes, that fuel is allowed to accumulate to until it needs to be hazard reduced?
- qq. How many Bush fire risk management plans have been approved to date? Please provide names of the localities/Committees.

- rr. How many bush fire risk management plans were audited in 2008-2009, please provide specific names? What was the total number of strategies implemented as at the audit date for each plan?
- ss. How do you measure the number of current active volunteers?
- tt. Do brigades make annual returns or reports on the changing number of member figures?
- uu. How many RFS members have retired in the past 10 years?
- vv. How many RFS members have had their membership cancelled due to criminal misconduct over the past 10 years?
- ww. How many RFS members have been removed from the RFS membership list for any other reason, over the past 10 years?
- xx. How many ordinary memberships have been approved over the past five years?
- yy. How many junior memberships have been approved over the past five years?
- zz. If the number of active fire fighters is dropping?
- aaa. Is there a shortage of volunteers in any brigades across the state? If so, please provide brigade names.
- bbb. Of funding allocated to new fire tankers allocated in the 2009-2010 budget, has any been allocated to the Castlereagh Zone in the north-west of the state, East of Coonabarabran?
- ccc. Does the RFS provide funding for bottles water to every brigade?

Answers:

All percentages are calculated as a proportion of the Rural Fire Fighting Fund.

- a. 7.8 per cent.
- b. (i,ii & iii) See **Attachment A**. Bush Fire Management Committees do not differentiate between asset protection values and hazard reduction values.
- c. Under the *Rural Fires Act 1997* this is a function of Bush Fire Management Committees and their costs are not collated. Head Office direct costs for Bush Fire Risk Management Planning are \$486,721,

including staff costs and an NDMP project at \$178,000 (with RFS funding component of \$59,333).

d. 34.89 per cent – combined staff salaries and staff related expenses.

e. See (d).

f. \$75.568 million.

- i. Yes
- ii. 10 per cent
- iii. 3.45 per cent
- iv. 0.83 per cent
- v. 0.78 per cent
- vi. See **Attachment B**

g. 0.69 per cent.

h. 0.67 per cent.

i. 0.16 per cent.

j. 2.12 per cent.

k. See **Attachment C**

l. 0.19 per cent.

m. Miscellaneous expenses are not able to be delineated.

n. 1.57 per cent.

o. Motor vehicles and Headquarters and Regional Office premises.

p. Travel by NSW public officials is governed by *Premier's Department Circular 2009-04 Official Travel within Australia and Overseas*.

Travel is for official government business.

It is determined on the basis of value to the tax-payer and public sector development.

q. Travel budgets are dissected by Section, Region and District, not by individual staff.

r. 12.03 per cent.

- i. These allocations are not finalised at the present time.
- ii. 2.11 per cent.

- iii. 7.08 per cent on Brigade Stations and Fire Control Centres combined.
- iv. These allocations are not finalised at the present time.
- v. See Answer to 11 r (iii) above.
 - 1. See 11 r (iv) above.
- vi. Not scheduled 2009/10.
- vii. Not scheduled 2009/10.
- viii. 0.12 per cent.
- ix. Nil. included in sectional budgets.
- s. 3.58 per cent.
- t. 191.6 per cent.
- u. See **Attachment D**.
- v. Aerial firefighting resources are contracted to be used as necessary. Aircraft will assist with rapid attack, reconnaissance and fire spotting and deployment of Remote Area Firefighting Teams to inaccessible locations, as well as supporting hazard reduction works.
- w. Aerial suppression and ground suppression are complementary strategies. Ground crews work to create containment lines around fires and conduct direct attack where appropriate. Aerial firefighting complements the work done by our volunteers and is a vital part of the overall strategy of combating bush fires.
- x. Funding for these is included in the total Community Safety Service Group Statement. Refer to Budget Paper No. 3. Volume 1 at 9-21.
- y. See (x).
- z. Refer to Budget Paper No. 3 Volume 1 at 9-22.
- aa. The figures are not dissected this way.
- bb. Refer to budget papers.
- cc.
 - i. 1.39 per cent.
 - ii. 0.38 per cent.
 - iii. 0.09 per cent. A great deal of Chaplaincy services are provided by volunteers at no cost.

iv. 0.05 per cent. A great deal of Critical Incident Stress operations are provided by volunteers at no cost.

dd. 1.48 per cent

ee. 0.25 per cent. Most volunteer firefighting training programs are delivered and supported by volunteers as part of their brigade activities.

ff. 0.23 per cent.

gg. Consultants are only engaged when the required professional expertise is not available internally or cannot be provided in a more cost effective manner.

Details of consultancy expenditure over \$30,000 are reported in the RFS Annual Report.

hh. Refer to previous answer.

ii. The RFS has more than 100 fire investigators, some of whom are volunteers, most of whom have other duties. A separate figure therefore is not available.

jj. The RFS has to communicate a wide variety of vital information to the public on bush fires and emergency responses. A variety of channels and media are used to communicate this important information.

kk. \$900,000.

ll. Expenditure is partially offset by income returned from working with overseas communities.

mm. Figures are still being validated and will be published in the RFS Annual Report.

nn. Rather than setting annual targets, risk plans identify areas needing treatment over a five year period. Each year an annual program of works is established to progressively treat the identified areas.

oo. The *Rural Fires Act 1997* (section 74) requires all public authorities to report to the RFS Commissioner no later than three months after the end of the financial year. The figures are still being validated.

pp. The standard level of fuel in tonnes will depend upon the fuel type, slope, arrangement and asset at risk. The treatment frequency is determined by the local Bush Fire Management Committee based on local risk assessment.

- qq. There are 68 Bush Fire Management Committees covering NSW local government council areas. All of these committees have had plans approved since the requirement was legislated in 1997.
- rr. Committees are currently in the process of moving to new format plans.
- ss. Each Brigade maintains a register, with membership status determined locally according to each Brigade's constitution. This is reflected in RFS records.
- tt. Each Brigade is required to report under RFS Service standard 2.1.3 each year after the Brigade's Annual General Meeting.
- uu. 3,192
- vv. The data is not centrally recorded.
- vv. The data is not centrally recorded.
- xx. 15,488
- yy. The five-year data is not available.
- zz. See (ss). The definition of "active" varies between Brigades.
- aaa. Sufficient members are available to resource an initial response within Brigade areas.
- bbb. These allocations are not finalised at the present time.
- ccc. Funding is provided to Districts annually for the purchase of bottled water for consumption during RFS operations.



Steve Whan MP
Minister for Emergency Services

ATTACHMENT A

Bush Fire Management Committee 2009/10 allocations

Notes:

The 2009/10 Commonwealth/State Bushfire Mitigation Programme allocation of \$2.7 million has not been finalised at this stage so will increase the BFMC allocations once disbursed.

Not all BFMCs bid for funding.

The allocations below do not include the Local Government program allocations provided through the estimates process.

BFMC	Total Amount	FT projects	FT Value	HR projects	HR Value
Barwon/Darling	\$78,000.00			6	\$78,000.00
Baulkham Hills	\$157,662.90	4	\$ 24,200.00	42	\$133,462.90
Bega Valley	\$124,000.00	4	\$ 78,000.00	7	\$46,000.00
Bellingen	\$17,500.00	3	\$ 17,500.00		
Bland-Temora	\$79,125.00	1	\$ 10,000.00	10	\$69,125.00
Blue Mountains	\$488,801.33	4	\$122,110.00	29	\$366,691.33
Bombala	\$129,000.00	5	\$ 74,000.00	4	\$55,000.00
Canobolas Zone	\$377,320.00	4	\$147,000.00	13	\$230,320.00
Carrathool	\$13,500.00			4	\$13,500.00
Castlereagh	\$143,647.00	4	\$123,000.00	8	\$20,647.00
Central Darling	\$9,000.00	1	\$ 4,000.00	3	\$5,000.00
Chifley	\$169,100.00	4	\$101,000.00	6	\$68,100.00
Clarence Valley	\$103,800.00	5	\$ 39,000.00	22	\$64,800.00
Cobar	\$126,000.00	13	\$120,000.00	6	\$6,000.00
Coffs Harbour	\$20,860.00	3	\$ 20,860.00		
Corowa/Berrigan	\$11,100.00	1	\$ 3,600.00	1	\$7,500.00
Cudgegong	\$253,000.00	4	\$ 82,500.00	13	\$170,500.00
Cumberland Zone	\$172,600.00	2	\$110,000.00	6	\$62,600.00
Eurobodalla	\$108,500.00	4	\$ 46,000.00	7	\$62,500.00
Far North Coast	\$103,140.00	3	\$ 61,500.00	10	\$41,640.00
Gloucester	\$140,750.00	4	\$140,000.00	1	\$750.00
Gosford	\$116,026.00	3	\$ 49,830.00	7	\$66,196.00
Great Lakes	\$93,700.00	2	\$ 75,000.00	10	\$18,700.00
Greater Taree	\$38,450.00	4	\$ 12,350.00	6	\$26,100.00
Gwydir	\$40,650.00	3	\$ 38,350.00	2	\$2,300.00
Hastings	\$54,090.00	1	\$ 5,000.00	10	\$49,090.00
Hawkesbury	\$559,863.50	3	\$ 68,944.99	37	\$490,918.51
Hay	\$28,000.00	2	\$ 12,000.00	2	\$16,000.00
Hornsby/Ku-ring-gai	\$643,428.88	3	\$ 92,500.00	48	\$550,928.88
Hume Zone	\$72,500.00	4	\$ 40,900.00	7	\$31,600.00
Hunter	\$231,281.00	4	\$ 40,000.00	40	\$191,281.00
Hunters Hill/Lane Cove/Ryde/Willoughby	\$24,000.00	1	\$ 16,500.00	1	\$7,500.00
Illawarra	\$204,100.00	4	\$152,000.00	14	\$52,100.00
Kempsey	\$52,500.00	3	\$ 23,000.00	7	\$29,500.00
Lake George	\$86,450.00	4	\$ 80,000.00	2	\$6,450.00
Lake Macquarie	\$132,940.00	4	\$ 78,740.00	14	\$54,200.00
Lithgow	\$258,550.00	3	\$ 46,000.00	17	\$212,550.00

ATTACHMENT A

Liverpool Range	\$48,500.00	4	\$ 34,000.00	2	\$14,500.00
Lower Hunter	\$74,878.00	4	\$ 26,010.00	20	\$48,868.00
Lower Western Zone	\$12,800.00	3	\$ 12,800.00		
Macarthur	\$88,017.00	5	\$ 49,945.00	10	\$38,072.00
Mid Lachlan Valley	\$90,050.00	5	\$ 56,000.00	5	\$34,050.00
Mid Murray Zone	\$15,400.00	1	\$ 13,200.00	2	\$2,200.00
Mid North Coast	\$124,300.00	1	\$ 70,000.00	17	\$54,300.00
Murrumbidgee Irrigation Area	\$63,850.00	5	\$ 61,850.00	1	\$2,000.00
Muswellbrook	\$38,200.00	1	\$ 5,400.00	3	\$32,800.00
Nambucca	\$48,500.00	4	\$ 37,500.00	5	\$11,000.00
Narrabri/Moree	\$15,300.00			5	\$15,300.00
New England	\$116,200.00	2	\$ 25,600.00	7	\$90,600.00
Newcastle	\$83,000.00	3	\$ 83,000.00		
North West	\$25,350.00			8	\$25,350.00
Northern Rivers	\$190,800.00	4	\$112,500.00	6	\$78,300.00
Northern Tablelands	\$55,150.00	4	\$ 50,000.00	3	\$5,150.00
Orana	\$132,000.00	4	\$105,000.00	6	\$27,000.00
Riverina	\$68,736.00	4	\$ 49,000.00	4	\$19,736.00
Riverina Highlands	\$131,750.00	3	\$ 73,000.00	6	\$58,750.00
Shoalhaven	\$305,680.00	4	\$106,000.00	66	\$199,680.00
Singleton	\$97,000.00	4	\$ 97,000.00		
Snowy-Monaro	\$321,000.00	4	\$112,000.00	9	\$209,000.00
South West Slopes Zone	\$94,500.00	5	\$ 75,000.00	4	\$19,500.00
Southern Tablelands	\$171,300.00	3	\$ 84,300.00	9	\$87,000.00
Sutherland	\$240,336.48	3	\$ 74,204.00	22	\$166,132.48
Tamworth	\$52,750.00	3	\$ 26,500.00	1	26250
Warringah/Pittwater	\$890,111.58	4	\$ 75,550.00	106	814561.58
Wingecarribee	\$331,457.07	3	\$138,000.00	29	193457.07
Wollondilly	\$287,918.58	4	\$130,000.00	19	157918.58
Wyong	\$103,207.00	4	\$ 49,480.00	10	53727

	2009/2010 SALARIES		DISTRICT/ZONE SALARIES
005	BAULKHAM HILLS	EAST	992,512.00
010	BLACKTOWN CITY	EAST	270,706.00
013	BLUE MOUNTAINS CITY	EAST	1,190,213.00
021	CAMDEN	EAST	280,065.00
022	CAMPBELLTOWN	EAST	279,226.00
	CHIFLEY	EAST	701,831.00
043	DUNGOG	EAST	339,346.00
046	FAIRFIELD	EAST	60,157.00
049	GLOUCESTER	EAST	352,577.00
050	GOSFORD CITY	EAST	835,562.00
052	GREAT LAKES	EAST	528,865.00
054	GREATER TAREE	EAST	352,577.00
061	HASTINGS	EAST	528,865.00
062	HAWKESBURY	EAST	803,544.00
065	HORNSBY	EAST	1,116,530.00
153	HUNTER ZONE	EAST	763,528.00
071	KIAMA	EAST	250,531.00
072	KU-RING-GAI	EAST	124,059.00
075	LAKE MACQUARIE	EAST	728,523.00
053	LITHGOW	EAST	350,390.00
078	LIVERPOOL	EAST	279,226.00
147	LORD HOWE ISLAND	EAST	
090	MUSWELLBROOK	EAST	390,397.00
101	PENRITH	EAST	270,706.00
102	PORT STEPHENS	EAST	593,855.00
109	SHELLHARBOUR	EAST	250,531.00
111	SINGLETON	EAST	390,397.00
113	SUTHERLAND	EAST	1,364,893.00
129	WARRINGAH	EAST	1,078,526.00
134	WINGECARRIBEE	EAST	718,645.00
135	WOLLONDILLY	EAST	607,346.00
136	WOLLONGONG	EAST	501,063.00
137	WYONG	EAST	728,523.00
	TOTAL REGION EAST		18,023,715.00



	2009/2010 SALARIES		DISTRICT/ZONE SALARIES
002	BALLINA	NORTH	236,550.00
007	BELLINGEN	NORTH	383,745.00
019	BYRON	NORTH	237,260.00
151	CLARENCE VALLEY	NORTH	767,835.00
027	COFFS HARBOUR	NORTH	383,745.00
048	GILGANDRA	NORTH	170,073.00
108	GLEN INNES SEVERN	NORTH	206,089.00
057	GUNNEDAH	NORTH	236,210.00
157	GWYDIR	NORTH	263,757.00
067	INVERELL	NORTH	205,472.00
070	KEMPSEY	NORTH	316,674.00
073	KYOGL	NORTH	271,943.00
077	LISMORE	NORTH	272,759.00
155	LIVERPOOL PLAINS	NORTH	236,919.00
084	MOREE PLAINS	NORTH	262,967.00
091	NAMBUCCA	NORTH	316,674.00
092	NARRABRI	NORTH	262,967.00
170	NEW ENGLAND ZONE	NORTH	591,325.00
105	RICHMOND VALLEY	NORTH	271,943.00
115	TAMWORTH CITY	NORTH	574,355.00
117	TENTERFIELD	NORTH	205,472.00
120	TWEED	NORTH	236,550.00
156	UPPER HUNTER	NORTH	236,210.00
166	WARRUMBUNGLE	NORTH	340,656.00
	TOTAL REGION NORTH		7,488,150.00

	2009/2010 SALARIES		DISTRICT/ZONE SALARIES
006	BEGA VALLEY	SOUTH	455,499.00
008	BERRIGAN	SOUTH	123,143.00
015	BOMBALA	SOUTH	190,671.00
031	COOMA-MONARO	SOUTH	277,340.00
036	COROWA	SOUTH	123,143.00
044	EUROBODALLA	SOUTH	683,249.00
158	GOULBURN/MULWAREE	SOUTH	320,711.00
163	HUME	SOUTH	457,389.00
152	LOWER WESTERN ZONE	SOUTH	405,131.00
088	MIA ZONE	SOUTH	578,871.00
	MID MURRAY ZONE	SOUTH	509,022.00
160	PALERANG	SOUTH	450,020.00
161	QUEANBEYAN CITY	SOUTH	150,007.00
171	RIVERINA HIGHLANDS	SOUTH	586,716.00
169	RIVERINA ZONE	SOUTH	843,434.00
110	SHOALHAVEN	SOUTH	1,059,438.00
112	SNOWY RIVER	SOUTH	398,676.00
159	UPPER LACHLAN	SOUTH	320,711.00
140	YASS VALLEY	SOUTH	321,674.00
	TOTAL REGION SOUTH		8,254,845.00

	2009/2010 SALARIES		DISTRICT/ZONE SALARIES
162	BARWON DARLING ZONE	WEST	394,608.00
	BLAND/TEMORA	WEST	507,951.00
014	BOGAN	WEST	128,173.00
150	CANOBOLAS ZONE	WEST	846,416.00
023	CARRATHOOL	WEST	149,157.00
024	CENTRAL DARLING	WEST	256,017.00
026	COBAR	WEST	256,017.00
167	CUDGEGONG	WEST	507,764.00
041	DUBBO CITY	WEST	261,474.00
047	FORBES	WEST	156,113.00
063	HAY	WEST	149,157.00
074	LACHLAN	WEST	156,113.00
094	NARROMINE	WEST	260,692.00
	NORTH WEST ZONE	WEST	384,519.00
099	PARKES	WEST	156,113.00
149	SOUTH WEST SLOPES	WEST	509,361.00
130	WEDDIN	WEST	156,113.00
131	WELLINGTON	WEST	260,692.00
	TOTAL REGION WEST		5,496,450.00
	STATE TOTAL		39,263,160.00

Approved Projects FY 2009-2010

Below is the list of approved projects for FY 2009-2010 and the allocated funding.

EXECUTIVE SERVICES

ID #	Title	Allocation
68	1800 Number Upgrade	\$600,000
66	Public Awareness Campaign	\$750,000
	TOTAL	\$1,350,000

INFRASTRUCTURE SERVICES

ID #	Title	Allocation
12	Access & Security "One Stop Shop"	\$44,160
18	SQL Database Consolidation	\$88,400
21	SQL Infrastructure Upgrade	\$303,000
23	IS Server Room Air Conditioning	\$150,000
49	Network Changeover to Telstra	\$112,010
50	Secure Interagency Network	\$35,000
51	Network Acceleration for Districts Pilot	\$46,000
	TOTAL	\$778,570

OPERATIONAL SERVICES

ID #	Title	Allocation
70	Intelligence, Surveillance and Reconnaissance	\$40,000
31	Assistance Tracking System Mark II	\$41,000
53	BRIMS DA Upgrade Scoping	\$100,000
54	OMS Scoping	\$48,000
55	Continuation of NDMP Funded Projects	\$358,333
64	Public Warning and Alerting	\$110,000
67	Planning Reform Implementation	\$762,765
	TOTAL	\$1,460,098

STRATEGIC SERVICES

ID #	Title	Allocation
1	Business Continuity Management Program	\$129,500
2	eSDM v4.1	\$382,375
7	Corporate Governance	\$30,000
28	Multimedia Asset Management System	\$122,600

ATTACHMENT C

34	Data Warehouse Pilot	\$20,000
39	Functional Retention and Disposal Schedule	\$10,400
40	Document Management System Scoping	\$60,000
43	Intranet	\$248,600
	TOTAL	\$1,003,475

	TOTAL	\$4,592,143
--	--------------	--------------------

D

2009-10 Budget		
	Section:	
		\$000's
		09/10 All
Fixed Items		
<i>(Financial Services to Complete)</i>		
Salaries or wages 100		637
Temporary Assistance 110		0
Overtime 140		3
Rent - State Property 210		0
Rental Other 211		0
Electricity 212		0
Water 213		0
Other Outgoings 214		0
Motor Vehicle Purchase or Lease 220-222		0
Motor Vehicle Operating 221		0
Telephone 231		0
Postage 230		0
Other		0
Subtotal		640
Variable Items		
<i>(Sections to Complete)</i>		
Meal Allowances 201		1.5
Transferred Officers 202		0
Semi Official Phones 203		0
Travel - Overseas 204		0
Travel-Domestic 205 and 207		20
Courier & Freight 241		2
Advertising 242		5
Fee for Service (subscriptions, memberships, small regular costs) 245		30
Consultancies 246		30
Legal Costs 247		5
Other Expenses 251		0
Software Maintenance 259		0
Printing 260		17
Stores & Stationery 261		5
Uniforms 262		10
Equipment (General) 263		20
Equipment I.T Purchase/Lease 264 267		0
Equipment Maintenance 266		35
Staff Training 281		10.5
Vol Training State & Regional 282 & 283		0
Exercises/Events/Conferences 292		0
Aircraft Contracting 320		6914
Subtotal		7105
Grand Total		7745

**GENERAL PURPOSE STANDING COMMITTEE No 4
ESTIMATES 2009-10
QUESTIONS ON NOTICE**

Questions relating to the portfolio of Emergency Services:

The Hon Melinda Pavey MLC

QUESTION:

12 a. When will the Sydney emergency warning system review announced by Premier Nathan Rees on March 31 be completed?

ANSWER:

12 a. The Minister for Transport is responsible for the CBD emergency warning system.



Steve Whan MP

Minister for Emergency Services

**GENERAL PURPOSE STANDING COMMITTEE No 4
ESTIMATES 2009-10
QUESTIONS ON NOTICE**

Questions relating to the portfolio of Emergency Services:

The Hon Melinda Pavey MLC

QUESTION:

12 b. In regard to the Hot Spots fire project, will the RFS be allocating funding for the project in 2009/10?

ANSWER:

12 b. Yes.



Steve Whan MP
Minister for Emergency Services

**GENERAL PURPOSE STANDING COMMITTEE No 4
ESTIMATES 2009-10
QUESTIONS ON NOTICE**

Questions relating to the portfolio of Emergency Services:

The Hon Melinda Pavey MLC

QUESTION:

12 c. Who are the members of the SMS alert system used for CBD emergency alert situations?

ANSWER:

12 c. The *SydneyAlert* system allows instructions to be quickly sent to building managers, emergency wardens and other security staff via text message or email.



Steve Whan
Minister for Emergency Services

**GENERAL PURPOSE STANDING COMMITTEE No 4
ESTIMATES 2009-10
QUESTIONS ON NOTICE**

Questions relating to the portfolio of Emergency Services:


The Hon. Melinda Pavey MLC

QUESTION:

13a. Why is Kempsey SES not listed on the Telstra phone directory?
What measures have been taken to ensure that this problem is rectified?

ANSWER:

13a. The Kempsey SES Unit telephone number is listed in the 2009 Telstra Directory for the Kempsey area. It has been noted that the number does not appear in the White Pages website. This is currently being rectified.



Steve Whan MP
Minister for Emergency Services

**GENERAL PURPOSE STANDING COMMITTEE No 4
ESTIMATES 2009-10
QUESTIONS ON NOTICE**

Questions relating to the portfolio of Emergency Services:

The Hon Melinda Pavey MLC

QUESTION:

- 14a. What is the procedure in place for triple zero calls in regards to the operator deciding to transfer the call to the Fire Brigade or RFS?
- b. Are there cases where the operator transfers calls to the NSWFB even though the RFS is closer?


ANSWER:

14a & b. Triple Zero (000) operating procedures are the responsibility of Telstra.

All Triple Zero calls in relation to fires in NSW are answered by the NSWFB at one of its four Communications Centres.

Calls are directed to the relevant fire service according to pre-determined fire district boundaries endorsed by the Fire Services Joint Standing Committee and programmed into the NSWFB's computer-aided dispatch system, FireCAD.

For all triple zero calls the nearest resource available to the location provided by the 000 caller is despatched.



Steve Whan MP
Minister for Emergency Services

**GENERAL PURPOSE STANDING COMMITTEE No 4
ESTIMATES 2009-10
QUESTIONS ON NOTICE**

Questions relating to the portfolio of Emergency Services:

The Hon Melinda Pavey MLC

QUESTION:

14c. How many stations have become permanently managed rather than just retained stations over the past five years?

ANSWER:

14c. There have been no fire stations only staffed by retained fire fighters converted from retained to the 10/14 permanent roster.



Steve Whan MP
Minister for Emergency Services

**GENERAL PURPOSE STANDING COMMITTEE No 4
ESTIMATES 2009-10
QUESTIONS ON NOTICE**

Questions relating to the portfolio of Emergency Services:

The Hon Melinda Pavey MLC


QUESTION:

- 14d. Do you currently have any plans to build a NSW fire brigade station at Horsley Park? If so, when will the building commence, and how much funding will be allocated?

ANSWER:

- 14d. The NSW Fire Brigades constantly reviews the protection of the local community at Horsley Park.

The NSW Fire Brigades has no plans at this time to build a Fire Station at Horsley Park as Brigades from Bonnyrigg Heights and Smithfield Fire Stations can respond to the level of threat in this area within acceptable timeframes.



Steve Whan MP

Minister for Emergency Services