
















Document tendered by
 Dr Betty Con Walker
 Received by
 Emily Whittingstall
 Date: 08/08/2023
 Resolved to publish Yes / No

Occupations

The NSW public sector employs people in a wide range of occupations.

Full-time equivalent employees in key occupations, 2022 vs 2021

 School Teachers 69,830 70,270 in 2021	 Nurses 51,880 51,441 in 2021	 Police Officers 17,033 17,174 in 2021
 Clerical and Administrative Workers 48,701 47,406 in 2021	 School Support Staff 26,261 25,802 in 2021	 Medical Practitioners 13,674 13,190 in 2021
 Social and Welfare Professionals 7,834 7,886 in 2021	 Cleaners and Laundry Workers 5,151 5,220 in 2021	 Ambulance Officers 5,164 4,745 in 2021
 Labourers 4,246 4,605 in 2021	 Prison Officers 3,967 4,297 in 2021	 Firefighters 4,252 4,157 in 2021
 Bus Drivers 59 2,665 in 2021	 Train Drivers 2,217 2,074 in 2021	 Food Preparation Assistants 1,983 1,988 in 2021

Source: Workforce Profile (2021, 2022), census period

Note: Teacher staffing allocations are predominantly driven by student enrolments. In 2022 the student enrolment in NSW Public Schools decreased, resulting in a corresponding decrease in teaching FTE. Student to staff ratios remain steady. The decline in Police Officers was due to a higher number of separations, including medical retirements, and lower number of commencements. While the FTE number of Prison Officers declined, the headcount increased. The decline in bus drivers is due to the movement of service delivery outside of the public sector.