





Bicentenary – condition of buildings

Damage to level 8 verandah timber column base



Water and salt damage to sandstone on Macquarie St



DRAFT – IN CONFIDENCE: INTERNAL USE ONLY

Department of Parliamentary Services

Corrosion expansion and damage to sandstone column




| |
|---|
| Document tendered by |
| HON MATTHEW MASON-COX MLC |
| Received by |
| MR STEPHEN FUSIWARA |
| Date: 2 / 3 / 22 |
| Resolved to publish <input checked="" type="radio"/> Yes / No |

Slide Number 3



Bicentenary – condition of buildings


Deterioration of leather in LC Chamber plus cabling issues





Bicentenary – condition of buildings

Deterioration of leather in LA Chamber + woodwork




LA Chamber paintwork





Bicentenary – condition of buildings

Rum Hospital wall paper and woodwork





Bicentenary – condition of buildings

Jubilee Room water leak



Bicentenary – condition of buildings

Using the Jubilee Room for Sitting of the LA



Bicentenary – condition of buildings

Recurring mould and air conditioning




Photo 1: LC Chamber, seats underside prior to remediation works



Photo 2: LC Chamber, seats underside prior to remediation works



Photo 5: LC Chamber, horizontal surfaces prior to remediation works



Photo 6: LC Chamber, walls skirtings prior to remediation works



Photo 3: LC Chamber, seats leather surface prior to remediation works



Photo 4: LC Chamber, book covers prior to remediation works




Photo 7: LC Chamber, book covers prior to remediation works



Photo 8: LC Chamber, Presidents chair prior to remediation works



Bicentenary – condition of buildings

Remediating mould – humidity and air conditioning – recurring activity



Photo 1: LC Chamber, overview followign remediation works



Photo 2: LC Chamber, northwest corner followign remediation works



Photo 3: LC Chamber, during remediation works



Photo 4: LC Chamber, during remediation works



Photo 5: LC Chamber, during remediation works



Photo 6: LC Chamber, equipment running during remediation works



Photo 7: LC Chamber, Dehumidifier running during remediation works



Photo 8: LC Chamber, 25 liters of water extracted from within by each Dehumidifier running overnight