

Over-representation of Aboriginal adults in the NSW Criminal Justice System

Aboriginal adults comprise of approx. 2.3% of the NSW adult population

June 2020 Update

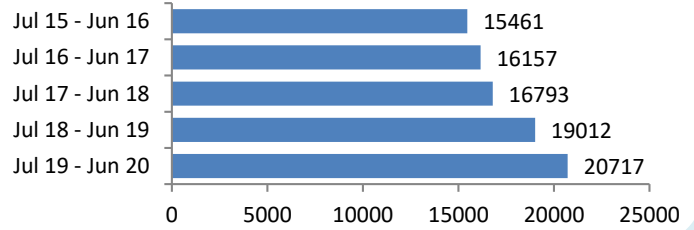


POLICE COURT ACTIONS

18% of all adults proceeded against to court by the police are Aboriginal

Aboriginal adult offenders: ▲ 34% in 5 yrs
Total adult offenders: ▲ 18% in 5 yrs

Adult Aboriginal POIs proceeded to court



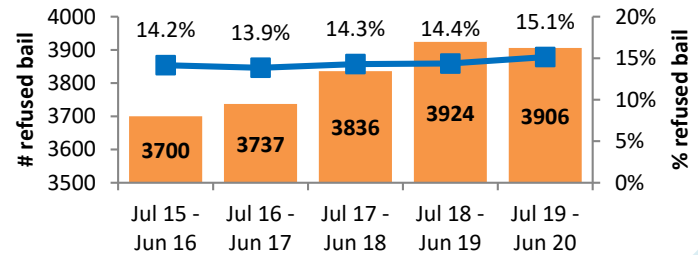
BAIL DECISIONS



40% of adults who are bail refused when their court appearance is finalised are Aboriginal

Aboriginal defendants refused bail: ▲ 6% in 5 yrs
Total defendants refused bail : ▲ 12% in 5 yrs

Aboriginal adults refused bail at finalisation



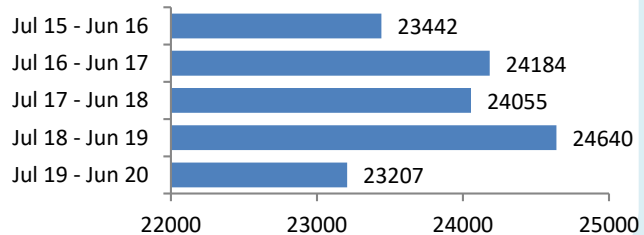
PROVEN COURT APPEARANCES



22% of all proven court appearances involve an Aboriginal defendant

Aboriginal proven court appearances: ▼ 1% in 5 yrs
Total proven court appearances: ▼ 11% in 5 yrs

Aboriginal adults with matters proven in court



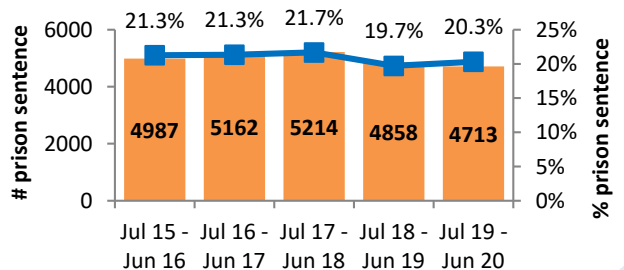
PRISON SENTENCES



40% of prison sentences handed down by the courts are to Aboriginal defendants

Aboriginal adults receiving prison sentence: ▼ 5% in 5 yrs
Total adults receiving prison sentence: ▼ 5% in 5 yrs

Aboriginal adults receiving a custodial penalty



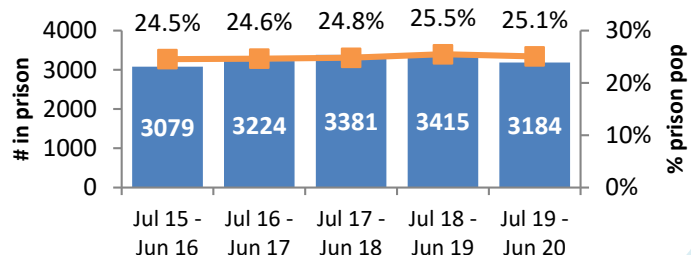
PRISON POPULATION



25% of the adult prison population is Aboriginal

Aboriginal adults in prison : ▲ 3% in 5 yrs
Total adults in prison: ▲ 1% in 5 yrs

Aboriginal adults in prison



Over-representation of Aboriginal juveniles in the NSW Criminal Justice System

Aboriginal juveniles (aged 10-17) comprise of approx. 5.3% of the NSW juvenile population

June 2020 Update

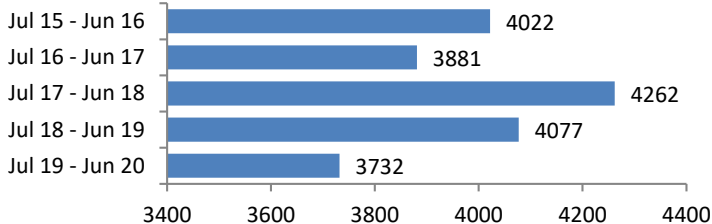


POLICE COURT ACTIONS

35% of all juveniles proceeded against to court by the police are Aboriginal

Aboriginal juvenile offenders: ▼ 7% in 5 yrs
Total juvenile offenders: ▲ 2% in 5 yrs

Juvenile Aboriginal POIs proceeded to court



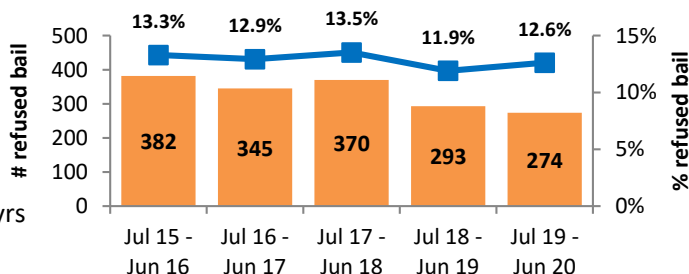
BAIL DECISIONS



61% of juveniles who are bail refused when their court appearance is finalised are Aboriginal

Aboriginal juvenile defendants refused bail: ▼ 28% in 5 yrs
Total juvenile defendants refused bail: ▼ 21% in 5 yrs

Aboriginal juveniles refused bail at finalisation



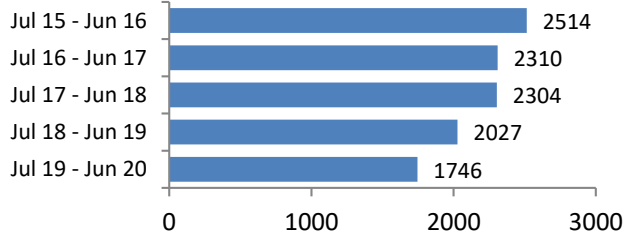
PROVEN COURT APPEARANCES



41% of all proven juvenile court appearances involve an Aboriginal defendant

Aboriginal juvenile court appearances: ▼ 31% in 5 yrs
Total proven juvenile court appearances: ▼ 21% in 5 yrs

Aboriginal juveniles with matters proven in court



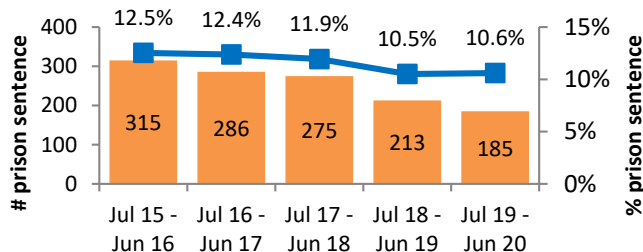
YOUTH DETENTION



59% of custodial sentences handed down by the courts to juveniles are to Aboriginal defendants

Aboriginal youth custodial sentences: ▼ 41% in 5 yrs
Total youth custodial sentences: ▼ 31% in 5 yrs

Aboriginal juveniles receiving a custodial penalty



YOUTH DETENTION POPULATION



40% of the juvenile detention population is Aboriginal

Aboriginal juveniles in detention: ▼ 49% in 5 yrs
Total juveniles in detention: ▼ 30% in 5 yrs

Aboriginal juveniles in detention

