

# NSW CUSTODY STATISTICS

June 2020



## YOUTH DETENTION POPULATION

275

in June 2019

195

in June 2020



### CUSTODY STATUS

Between June 2019 and June 2020



36.6%

Remand decreased 36.6% or 60 young people to 104



18.0%

Sentenced decreased 18.0% or 20 young people to 91

### GENDER

Between June 2019 and June 2020



44.4%

Girls decreased 44.4% or 12 young people to 15



27.4%

Boys decreased 27.4% or 68 young people to 180

### ABORIGINAL OVER-REPRESENTATION

In Jun 2019

47.3%

of young people in custody were Aboriginal

In Jun 2020

39.5%

of young people in custody were Aboriginal

Between June 2019 and June 2020



50.0%

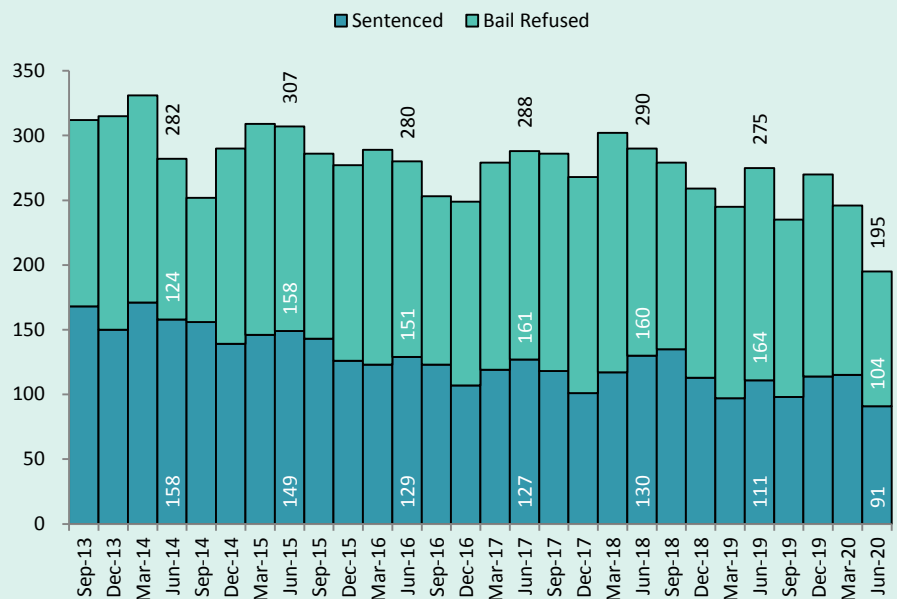
Young Aboriginal female prisoners decreased 50.0% or 7 young people to 7



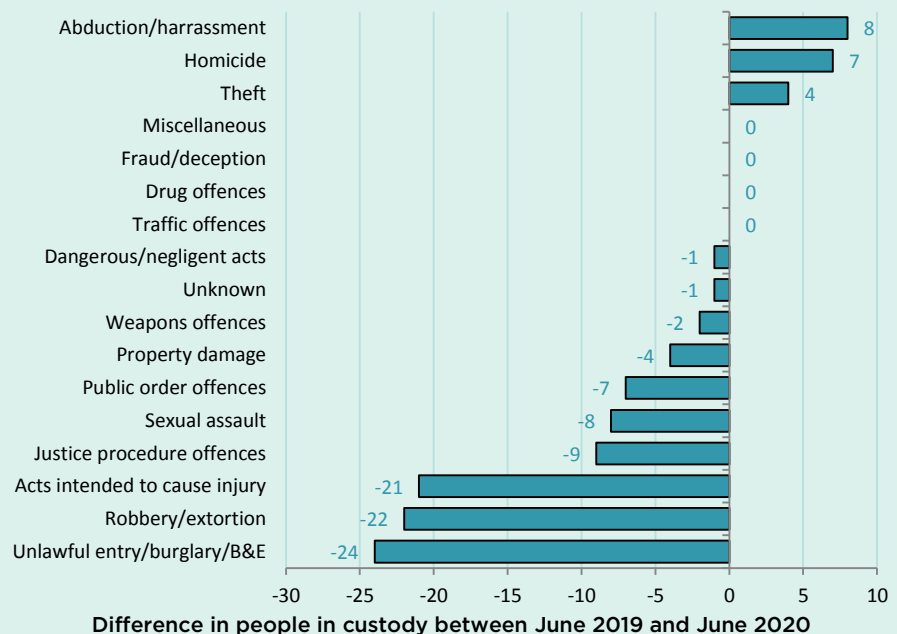
39.7%

Young Aboriginal male prisoners decreased 39.7% or 46 young people to 70

### QUARTERLY TRENDS



### CHANGE IN YOUTH CUSTODY BY OFFENCE



# NSW CUSTODY STATISTICS

## June 2020

### PRISON POPULATION

# 13,403

in June 2019

# 12,703

in June 2020



### LEGAL STATUS

Between June 2019 and June 2020



8.3%

Remand decreased 8.3% or 378 people to 4,188



3.6%

Sentenced decreased 3.6% or 322 people to 8,515

### GENDER

Between June 2019 and June 2020



12.2%

Female prisoners decreased 12.2% or 115 people to 831



4.7%

Male prisoners decreased 4.7% or 585 people to 11,872

### ABORIGINAL OVER-REPRESENTATION\*

In Jun 2019

# 25.5%

of prisoners were Aboriginal

In Jun 2020

# 25.1%

of prisoners were Aboriginal

Between June 2019 and June 2020



11.9%

Aboriginal female prisoners decreased 11.9% or 36 people to 266

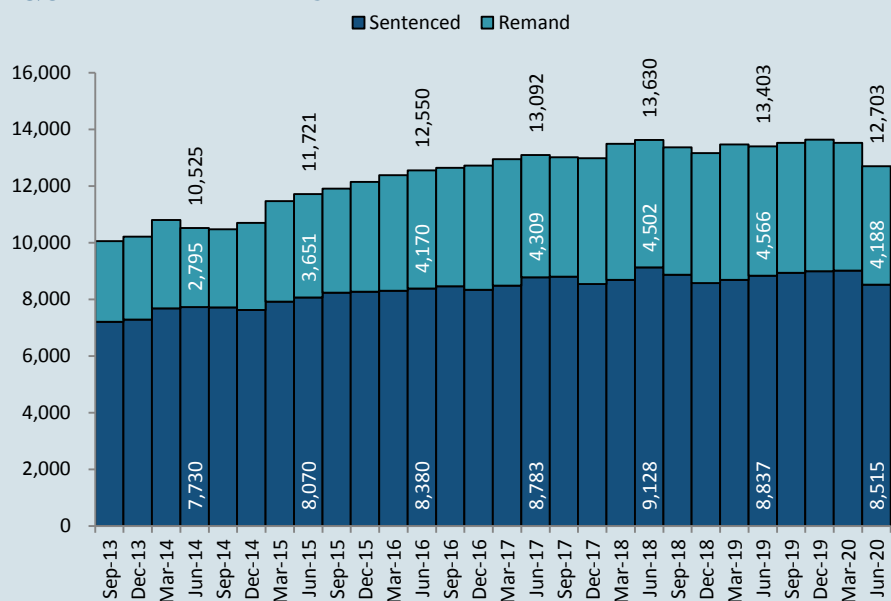


6.3%

Aboriginal male prisoners decreased 6.3% or 195 people to 2,918

\*Due to delays in identification of Aboriginal status the number of Aboriginal persons in adult custody is potentially undercounted by up to 2% in more recent months.

### QUARTERLY TRENDS



### CHANGE IN PRISON NUMBERS BY OFFENCE

