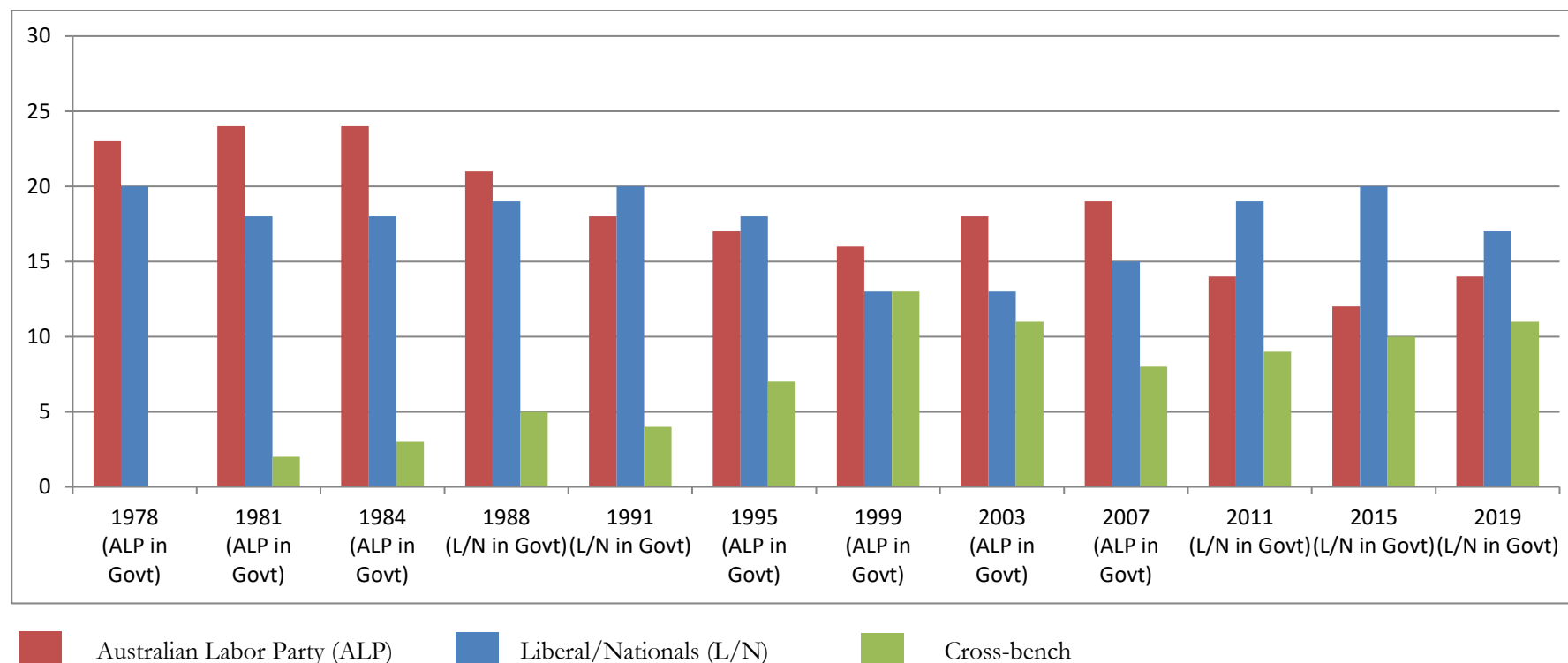


Composition of the Legislative Council since 1978



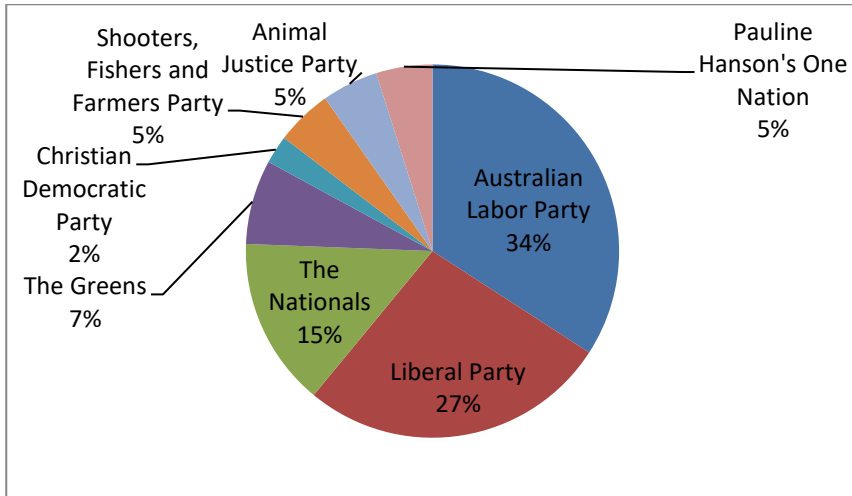
From the 50th Parliament (1991) onwards the Legislative Council has been comprised of 42 members. In the 46th Parliament (1978) the Council had 43 members; in the 47th Parliament (1981) there were 44 members; and in the 48th and 49th Parliaments (1984 and 1988) there were 45 members of the Council.

In 1985, the Hon Findlay MacDiarmid resigned from the National Party to become an independent for the remainder of the 48th Parliament.

In 1997, the Hon Franca Arena resigned from the Australian Labor Party to become an independent for the remainder of the 51st Parliament.

In 1998, the Hon Helen Sham-Ho resigned from the Liberal Party to become an independent for the remainder of the 51st Parliament and the 52nd Parliament.

5⁷th Parliament: 2019-2022

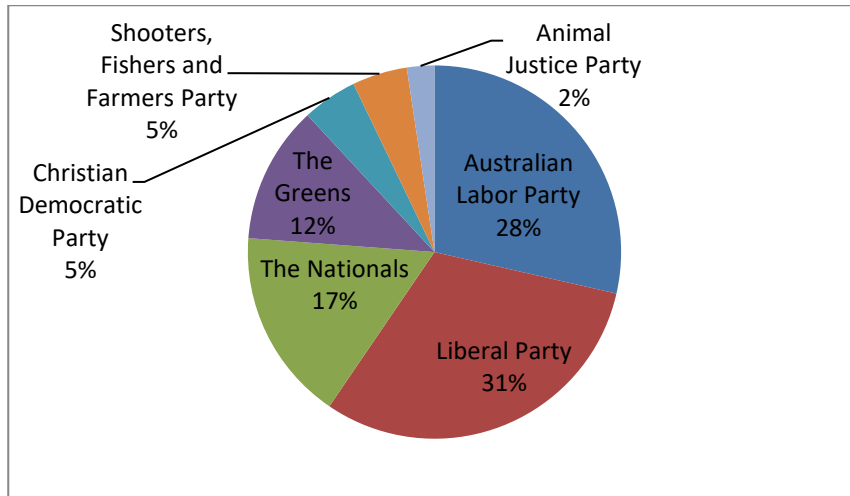


57th Parliament 2015 – (42 members)

Liberal-Nationals in Government

Australian Labor Party:	14
Liberal Party:	11
The Nationals:	6
The Greens:	3
Animal Justice Party:	2
Pauline Hanson's One Nation	2
Shooters, Fishers and Farmers:	2
Christian Democratic Party:	1
Independent	1

56th Parliament: 2015-2019

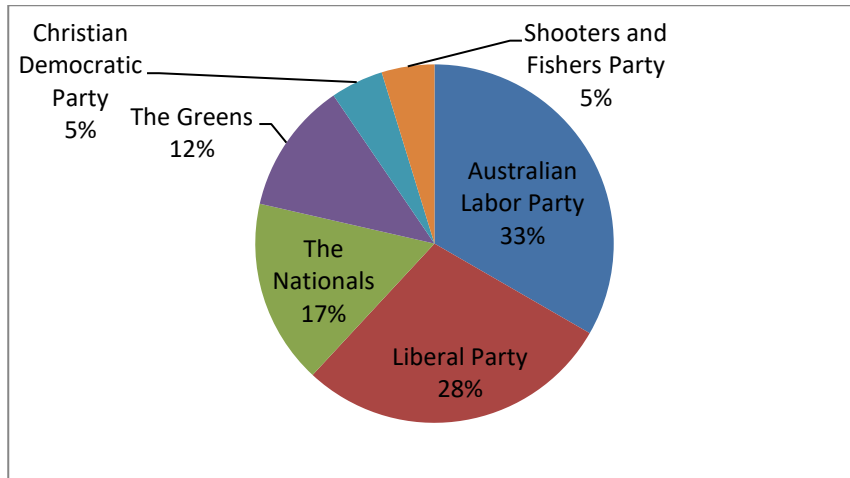


56th Parliament 2015 – (42 members)

Liberal-Nationals in Government

Australian Labor Party:	12
Liberal Party:	13
The Nationals:	7
The Greens:	5
Christian Democratic Party:	2
Shooters, Fishers and Farmers:	2
Animal Justice Party:	1

55th Parliament: 2011-2015

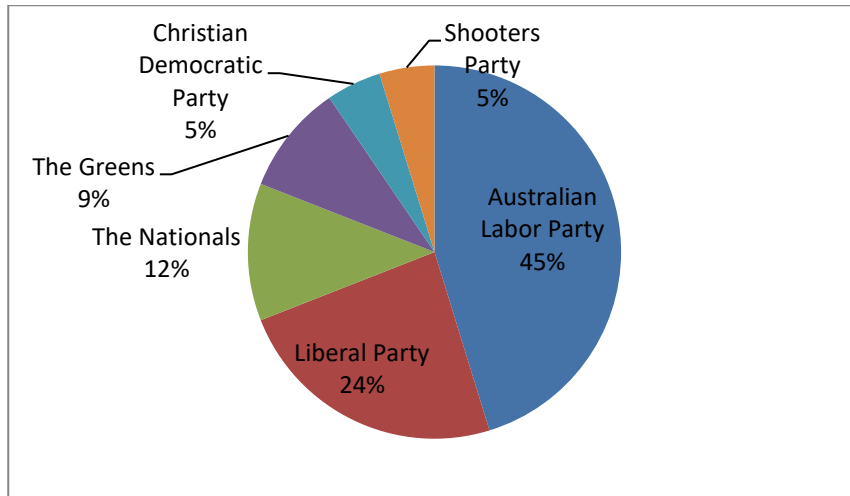


55th Parliament 2011 – 2015 (42 members)

Liberal-Nationals in Government

Australian Labor Party:	14
Liberal Party:	12
The Nationals:	7
The Greens:	5
Christian Democratic Party:	2
Shooters and Fishers Party:	2

54th Parliament: 2007-2010



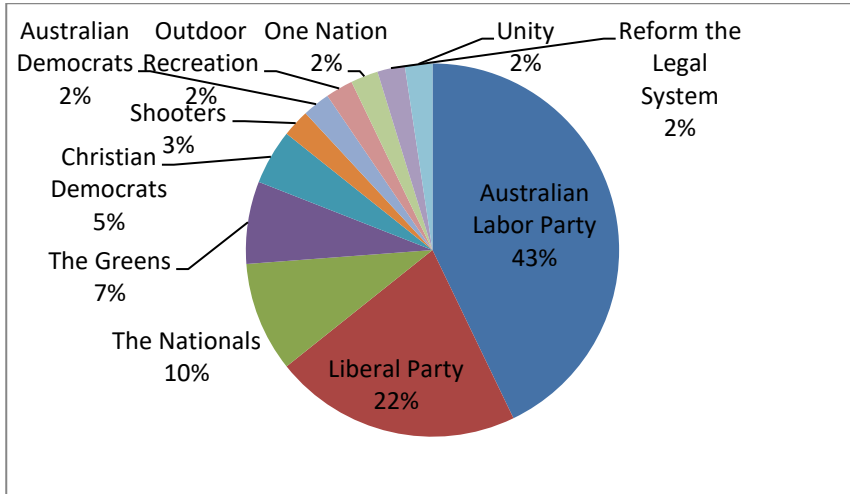
54th Parliament 2007-2010 (42 members)

Labor in Government

Australian Labor Party:	19
Liberal Party:	10
The Nationals:	5
The Greens:	4
Christian Democratic Party:	2
Shooters Party:	2

In 2009, the Hon Revd Dr Gordon Moyes was expelled from the Christian Democratic Party. Dr Moyes sat as an independent and then a member of the Family First Party for the remainder of the 54th Parliament.

53rd Parliament: 2003-2007

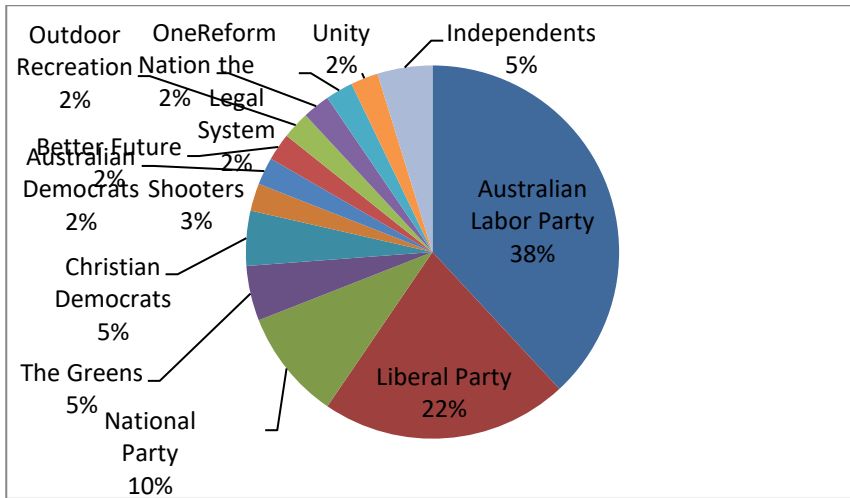


53rd Parliament 2003-2007 (42 members)

Labor in Government

Australian Labor Party:	18
Liberal Party:	9
The Nationals:	4
The Greens:	3
Christian Democratic Party:	2
Shooters Party :	1
Australian Democrats:	1
Outdoor Recreation Party:	1
One Nation Party:	1
Reform the Legal System:	1
Unity Party:	1

52nd Parliament: 1999-2003

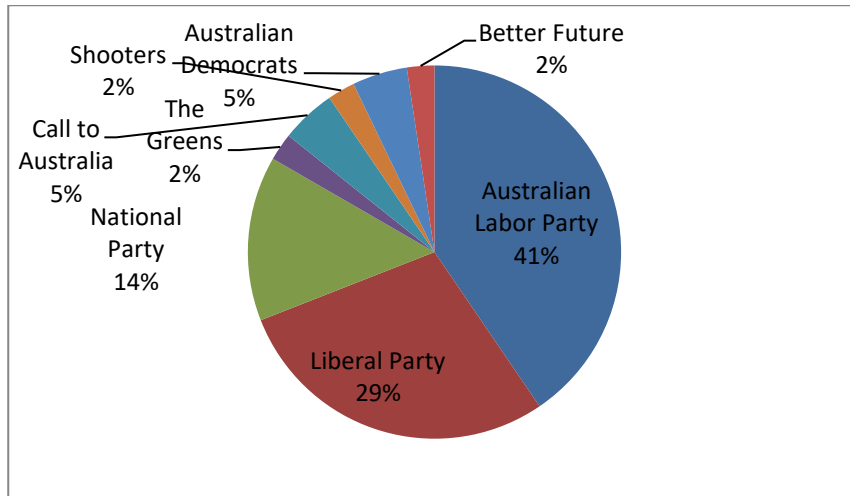


52nd Parliament 1999-2003 (42 members)

Labor in Government

Australian Labor Party:	16
Liberal Party:	9
The National Party:	4
The Greens:	2
Christian Democratic Party:	2
Shooters Party:	1
Better Future for our Children:	1
Australian Democrats :	1
Outdoor Recreation Party:	1
One Nation Party:	1
Reform the Legal System:	1
Unity Party:	1
Independents:	2

51st Parliament: 1995-1999



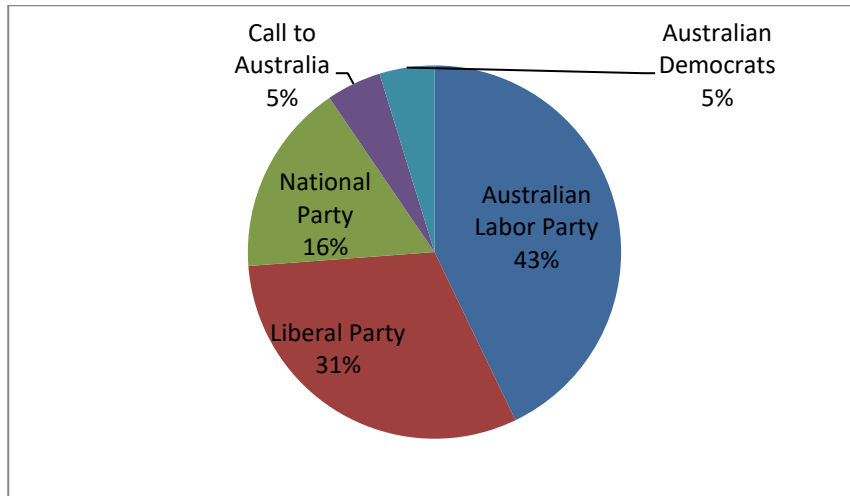
51 st Parliament 1995-1999 (42 members)	
Labor in Government	
Australian Labor Party:	17
Liberal Party:	12
The National Party:	6
Call to Australia Party:	2
Australian Democrats :	2
The Greens :	1
Shooters Party :	1
Better Future for our Children:	1

In March 1996, the Hon Richard Jones resigned from the Australian Democrats to become an independent for the remainder of the 51st Parliament, and for the full term of the 52nd Parliament

In November 1997, the Hon Franca Arena resigned from the Labor Party to become an independent for the remainder of the 51st Parliament.

In June 1998, the Hon Helen Sham-Ho resigned from the Liberal Party to become an independent for the remainder of the 51st Parliament and sat as an independent for the full term of the 52nd Parliament.

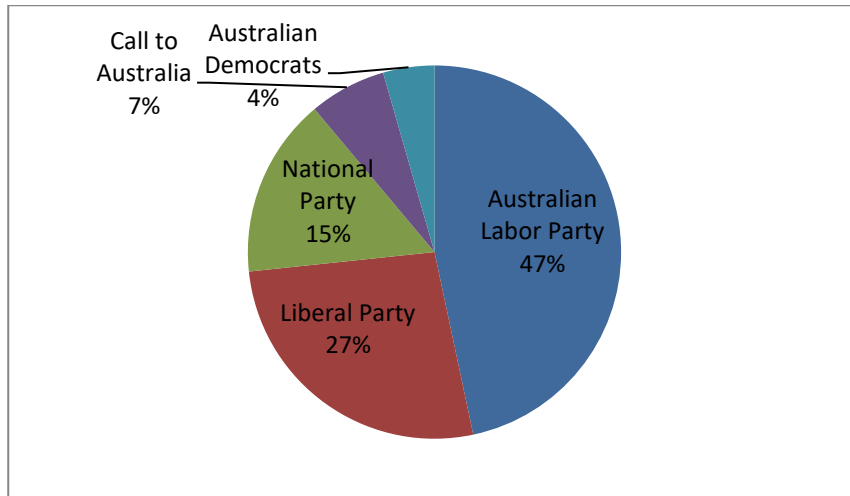
50th Parliament 1991-1994



50th Parliament 1991-1994 (42 members)
Liberal-National in Government

Australian Labor Party:	18
Liberal Party:	13
The National Party:	7
Call to Australia Party:	2
Australian Democrats:	2

49th Parliament: 1988-1991

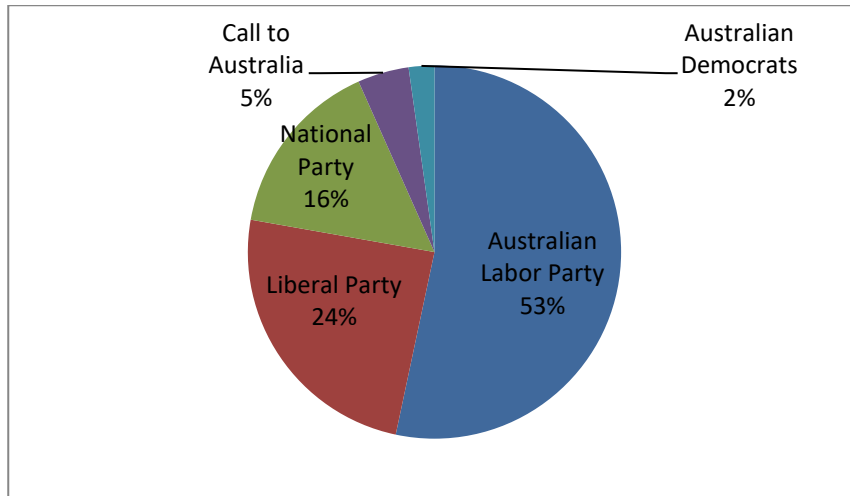


49th Parliament 1988-1991 (45 members)
Liberal-National in Government

Australian Labor Party:	21
Liberal Party:	12
The National Party:	7
Call to Australia Party:	3
Australian Democrats :	2

In March 1991, the Hon Marie Bignold resigned from the Call to Australia Party to become an independent for the remainder of the 49th Parliament.

48th Parliament: 1984-1988

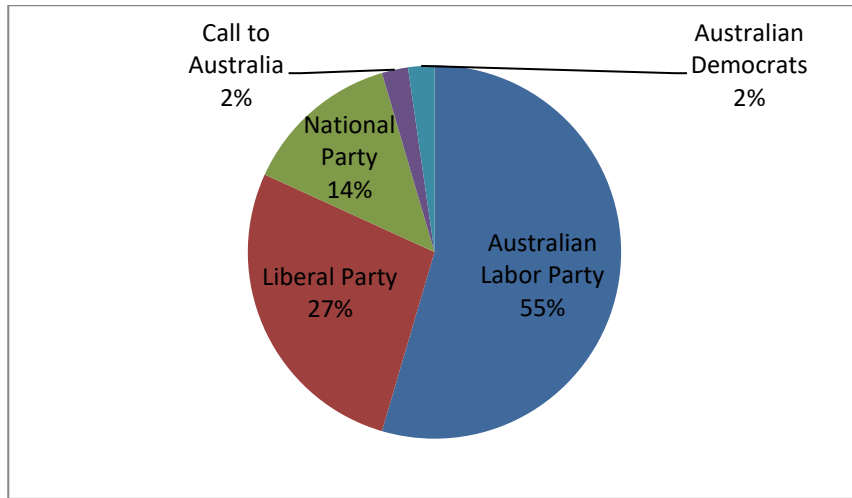


48th Parliament 1984-1988 (45 members)
Labor in Government

Australian Labor Party:	24
Liberal Party:	11
The National Party:	7
Call to Australia Party:	2
Australian Democrats :	1

In July 1985, the Hon Findlay MacDiarmid resigned from the National Party to become an independent for the remainder of the 48th Parliament.

47th Parliament: 1981-1984

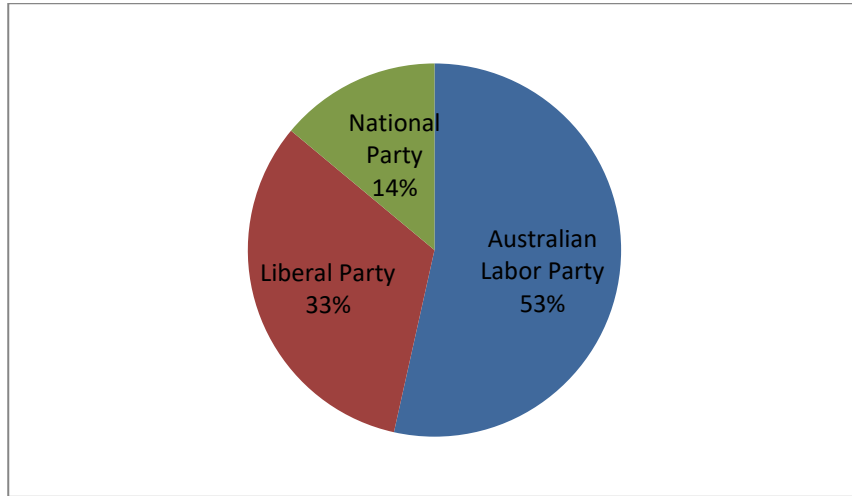


47th Parliament 1981-1984 (44 members)

Labor in Government

Australian Labor Party:	24
Liberal Party:	12
The National Party:	6
Call to Australia Party:	1
Australian Democrats :	1

46th Parliament: 1978-1981



46th Parliament 1978-1981 (43 members)
Labor in Government

Australian Labor Party:	23
Liberal Party:	14
The National Party:	6

Legislative Council seats won by party since 1978

Parliament	Periodic Council election	Composition of the Council				Seats won by minor parties at the election
		Total seats	ALP	Liberal/ National	Total cross-bench members	
46 th	1 st (1978)	43	23	20	0	Nil
47 th	2 nd (1981)	44	24	18	2	1 x Australian Democrats 1 x Call to Australia
48 th	3 rd (1984)	45	24	17	4	1 x Call to Australia
49 th	4 th (1988)	45	21	19	5	1 x Australian Democrats 1 x Call to Australia
50 th	5 th (1991)	42	18	20	4	1 x Australian Democrats 1 x Call to Australia
51 st	6 th (1995)	42	17	18	7	1 x A Better Future For Our Children 1 x Australian Democrats 1 x Call to Australia 1 x The Greens 1 x The Shooters

Parliament	Periodic Council election	Composition of the Council				Seats won by minor parties at the election
		Total seats	ALP	Liberal/ National	Total cross-bench members	
52 nd	7 th (1999)	42	16	13	13	1 x Australian Democrats 1 x Christian Democratic 1 x Outdoor Recreation 1 x Pauline Hanson's One Nation 1 x Reform the Legal System 1 x The Greens 1 x Unity
53 rd	8 th (2003)	42	18	13	11	1 x Christian Democratic 2 x The Greens 1 x The Shooters
54 th	9 th (2007)	42	19	15	8	1 x Christian Democratic 2 x The Greens 1 x The Shooters
55 th	10 th (2011)	42	14	19	9	1 x Christian Democratic 3 x The Greens 1 x The Shooters and Fishers
56 th	11 th (2015)	42	12	20	10	1 x Animal Justice 1 x Christian Democratic 2 x The Greens 1 x Shooters and Fishers

57th

12th

42

14

17

14

1 x Animal Justice
2 x Pauline Hanson's One Nation
2 x The Greens
1 x Shooters and Fishers