

**Supplementary
Submission
No 36a**

SUPPORT FOR RURAL AND REGIONAL LEARNER DRIVERS

Organisation: Youthsafe

Date Received: 11 November 2021

STAYSAFE COMMITTEE

Learner Driver Mentor Program Online Training Overview

Youthsafe



Learner Driver Mentor Program(LDMP) Online Training

Youthsafe's LDMP online training platform has recently completed its pilot phase.

Results have been extremely positive and show the platform:

- Provides far greater reach to meet volunteer driver mentors' training needs.
- Allows for more flexible, immersive learning.
- Reduces training costs by removing travel and accommodation costs of trainers.
- Facilitates greater engagement and collaboration between participants and training organisations.



The graphic features a yellow background with the 'youthsafe' logo at the top. Below the logo, the text 'Welcome to Youthsafe's Learner Driver Mentor Program' is centered. A blue horizontal band contains the words 'ONLINE TRAINING' in white, uppercase letters. Below this band is a stylized illustration of a white car with two figures in the front seats, driving on a black road that curves to the right. The car's license plate reads 'LDMP'. At the bottom of the graphic, a small line of text states: 'Developed with financial assistance from a Transport for NSW Community Road Safety Grant'.

youthsafe

Welcome to Youthsafe's
Learner Driver Mentor Program

ONLINE TRAINING

LDMP

Developed with financial assistance from a Transport for NSW Community Road Safety Grant

Youthsafe & LDMPs

Youthsafe have been involved in the LDMP space for many years. Contributing to Government enquiry into the need for these types of programs. Youthsafe also developed the LDMP Development Guide to assist community groups when starting up such programs. The guide has since been digitised by Youthsafe.

Through this new platform participants are first introduced to Youthsafe and the important work undertaken in the road safety setting.

&

How collaborating helps young people from disadvantaged backgrounds attain their driver licence.

The logo for youthsafe, featuring the word "youthsafe" in a lowercase, sans-serif font. A red horizontal line is positioned above the "u" and another red horizontal line is positioned below the "e".

WHO IS YOUTHSAFE?

Youthsafe is a not-for-profit organisation that provides industry training and community support in the field of youth safety and wellbeing.

Youthsafe address risk taking and unintentional injury in the four settings where young people are most likely to be injured:

- On the roads
- At work
- Playing sport
- While socialising

On the roads

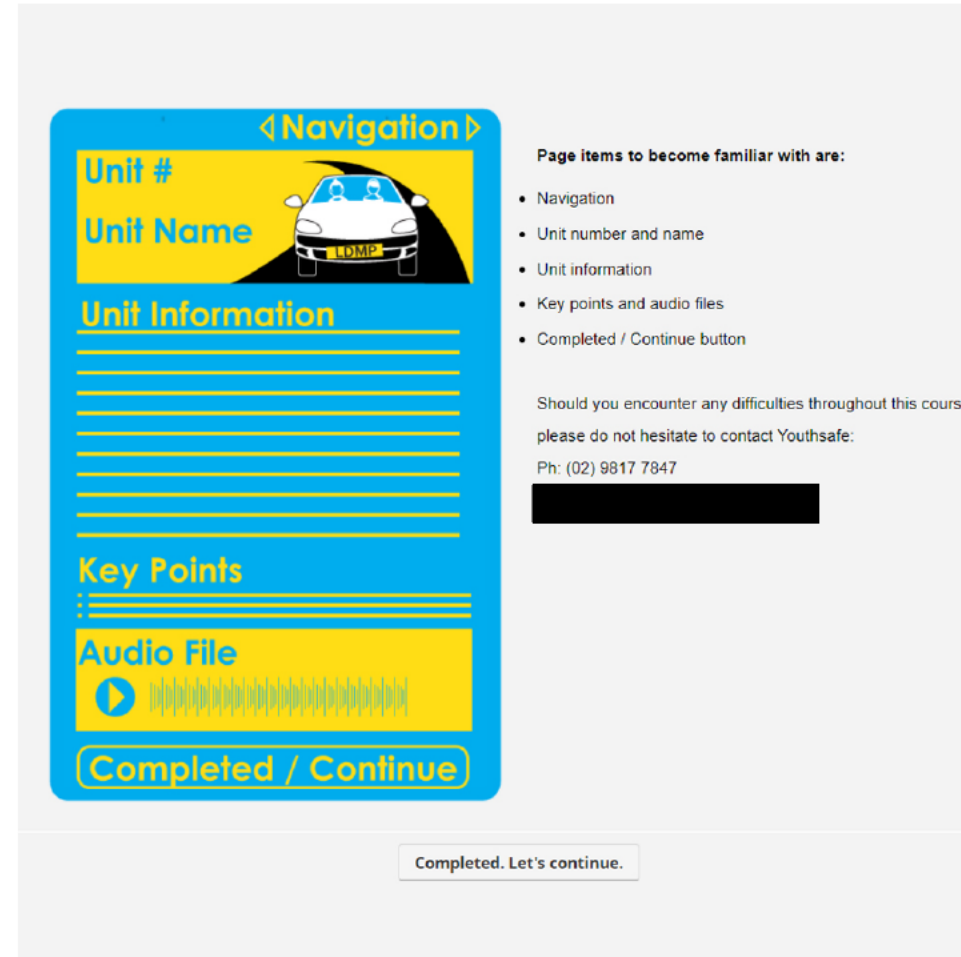
Youthsafe works collaboratively with Government, community groups and others to develop innovative road safety initiatives to address youth road safety. This includes information and training in the Learner Driver Mentor Program space.



Navigation

Page layout is consistent throughout the training.

A navigation map at the beginning highlights the uniformity of each page to give users assurance of approach; particularly important for those new to online training.

A screenshot of a training unit page layout. The page is divided into several sections: a navigation bar at the top with a left arrow, the text "Navigation", and a right arrow; a yellow header section containing "Unit #", "Unit Name", and a car icon; a blue section titled "Unit Information" with several horizontal lines; a blue section titled "Key Points" with three horizontal lines; a yellow section titled "Audio File" with a play button icon and a waveform; and a yellow button at the bottom labeled "Completed / Continue". To the right of the page is a list of page items to become familiar with, including "Navigation", "Unit number and name", "Unit information", "Key points and audio files", and "Completed / Continue button". Below this list is a paragraph of text: "Should you encounter any difficulties throughout this course please do not hesitate to contact Youthsafe: Ph: (02) 9817 7847" followed by a black redaction box. At the bottom of the page is a button labeled "Completed. Let's continue."

Page items to become familiar with are:

- Navigation
- Unit number and name
- Unit information
- Key points and audio files
- Completed / Continue button

Should you encounter any difficulties throughout this course please do not hesitate to contact Youthsafe:

Ph: (02) 9817 7847

Completed. Let's continue.

Units

There are six units which cover:

- Graduated Licensing Scheme (GLS)
- Young People & Risk
- Who Is a Mentor?
- Effective Communication
- Safer Driving Behaviours - The Driving Test
- The Learner Log Book.

A wrap up page provides one final review and next steps while an embedded form invites users to offer feedback to inform improvement.

Users have access to a downloadable *Certificate of Completion*.



What is the Graduated Licensing Scheme (GLS)?

The GLS allows the gradual easing of restrictions as the novice driver gains experience and develops their driving skills, knowledge and attitude.

What is the GLS?

Young drivers under the age of 25 must go through the NSW GLS. One of the biggest tasks in the GLS is that learner drivers have to log 120 hours of on-road driving experience supervised by a fully licensed NSW driver. The GLS is a stepped approach to helping the young person become fully licensed.

The GLS:

- Accommodates the characteristics of young people
- Sets boundaries and gradually reduces them
- Provides opportunity and guidance to develop multiple experiences
- Engages support and supervision
- Allows time for greater maturity to develop

Audio key points

Each unit has an audio file which revises and emphasises the unit content.

It also provides additional insight from a Youthsafe professional who works in the LDMP space.

Unit 1 - GLS | Key points

Since the introduction of the GLS in 1999/2000 statistics involving young drivers have seen a:

- 51% reduction in fatal crash involvement
- 30% reduction in injury crash involvement



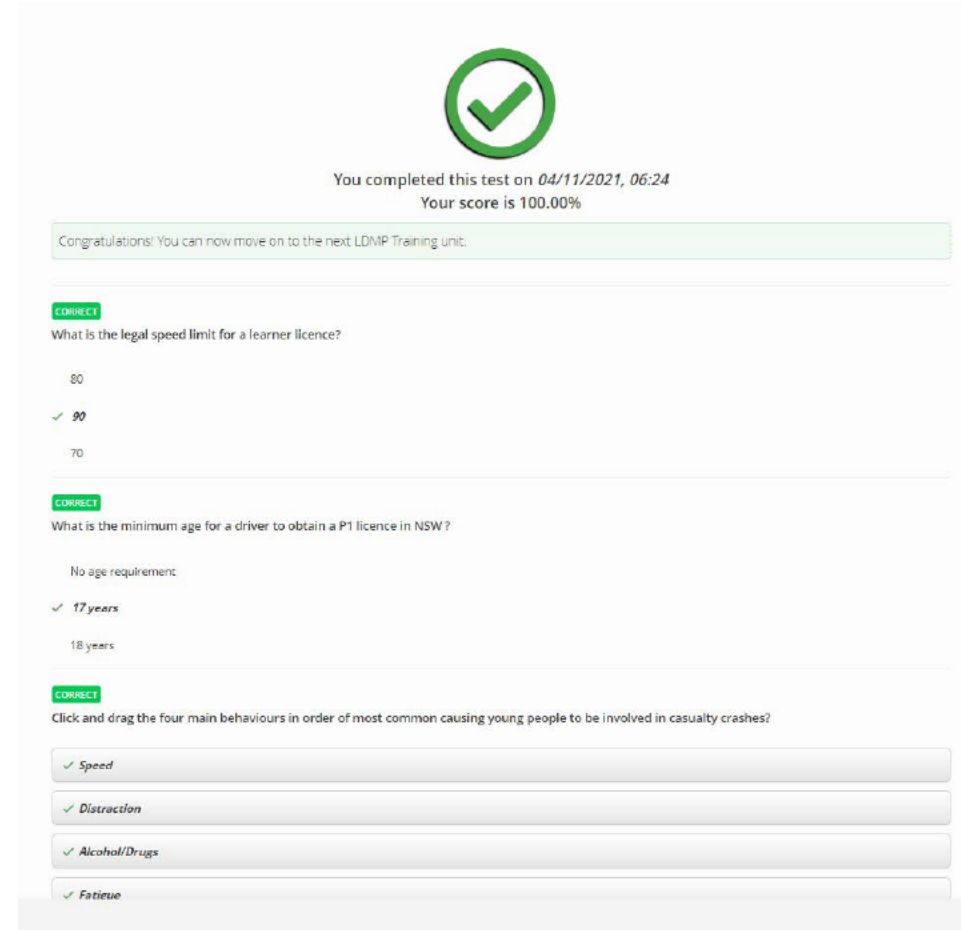
Completed. Let's continue.


Unit tests

The completion of each unit requires the participant to complete a test.

Progression can only occur after a score of 100%.

If not successful first time round, the participant can go back, review the unit and take the test again.

A screenshot of a digital test completion interface. At the top center is a large green circular icon containing a white checkmark. Below this icon, the text reads: 'You completed this test on 04/11/2021, 06:24' and 'Your score is 100.00%'. A light green horizontal bar contains the message: 'Congratulations! You can now move on to the next LDMP Training unit.' Below this, three test questions are shown, each with a green 'CORRECT' label. The first question asks for the legal speed limit for a learner licence, with '90' selected. The second question asks for the minimum age for a P1 licence in NSW, with '17 years' selected. The third question asks for the four main behaviours causing young people to be involved in casualty crashes, with 'Speed', 'Distraction', 'Alcohol/Drugs', and 'Fatigue' selected in order from top to bottom.



You completed this test on 04/11/2021, 06:24
Your score is 100.00%

Congratulations! You can now move on to the next LDMP Training unit.

CORRECT
What is the legal speed limit for a learner licence?

80
✓ 90
70

CORRECT
What is the minimum age for a driver to obtain a P1 licence in NSW?

No age requirement
✓ 17 years
18 years

CORRECT
Click and drag the four main behaviours in order of most common causing young people to be involved in casualty crashes?

✓ Speed
✓ Distraction
✓ Alcohol/Drugs
✓ Fatigue

Certificate of completion

Upon completion of all units and tests each participant receives a personalised *Certificate of Completion*.

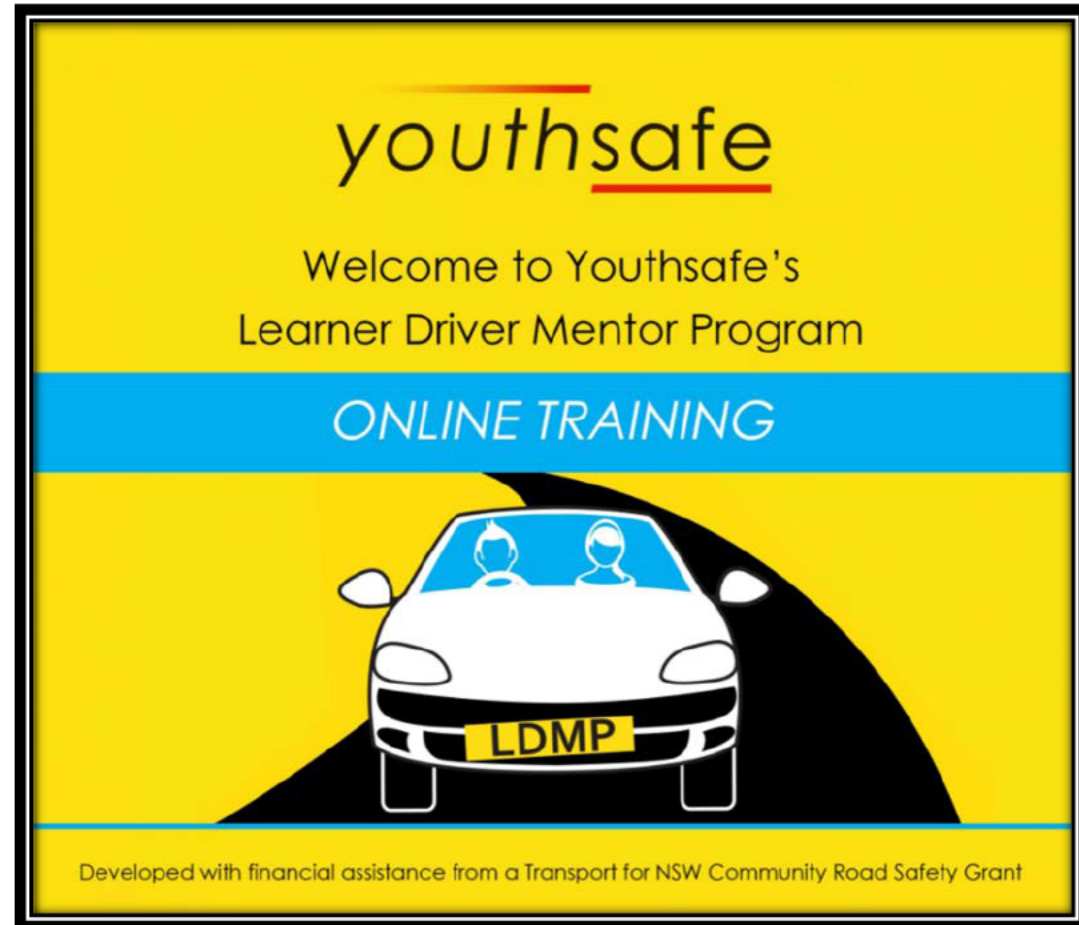


Screen recording

The screen recording (right) captures a brief example of the training platform from the beginning through to the test at the end of Unit 1.

The recording demonstrates the:

- Ease of use
- Friendly interface
- Clear directions
- Easily digestible information
- Simple testing and instant results



youth safe

Find us on Facebook and Twitter

