

**Submission  
No 17**

## **ASSAULTS ON MEMBERS OF THE NSW POLICE FORCE**

**Organisation:** NSW Police Force  
**Date Received:** 4 September 2020



# **NSW Police Force Submission**

**Legislative Assembly Committee on Law and Safety**

**Inquiry into Assaults on members of the NSW Police Force**

**September 2020**

## Contents

<b>Chapter 1 - Introduction and context</b> .....	<b>3</b>
1.1 Purpose of this submission .....	3
1.2 The Inquiry Terms of Reference.....	3
1.3 Context.....	4
<b>Chapter 2 - Data and trends of incidence of assaults against police officers</b> .....	<b>5</b>
2.1 Total Assault Incidents .....	5
2.2 Offenders' age group .....	8
2.3 Assault by Incident Responsible Region and PAC/PD .....	9
2.4 Assault by Premise Type, Sub Type and Further Sub Type .....	11
2.5 Associated factors^ and related incidents in Assault Officer incidents and events .....	22
<b>Chapter 3 - Current strategies and engagement with the community and young people</b> .....	<b>23</b>
3.1 Youth Liaison Officers (YLOs) and School Liaison Police (SLP) Officers.....	23
3.2 Police Citizens Youth Clubs (PCYC) NSW.....	23
3.3 RISEUP Strategy.....	24
3.4 Youth on Track .....	24
3.5 Engagement with the Aboriginal community .....	25
<b>Chapter 4 – Workers Compensation claims</b> .....	<b>26</b>

## Chapter 1 - Introduction and context

### 1.1 Purpose of this submission

The NSW Police Force welcomes the opportunity to contribute to the Legislative Assembly Committee on Law and Safety's inquiry into assaults on members of the NSW Police Force.

In addressing the terms of reference for the inquiry, this submission presents current data on the frequency and seriousness of assault on officers and the financial and resource impacts.

This submission also highlights the NSW Police Force's strategies and programs in place to assist with improving its engagement with communities, including Aboriginal communities.

The health and safety of our police officers is paramount. They are on the frontline 24 hours a day, seven days a week, protecting the community. Therefore, any violence against a police officer is simply unacceptable. Any attack on our police and the work that they do in protecting the community is condemned and offensive.

As at 1 September, more than 1,600 officers have been assaulted in the line of duty in 2020. Last year more than 2,500 officers were assaulted.

On average, 200 police officers are assaulted every single month. That's around six or seven officers every 24 hours.

The NSW Police Force would welcome the outcome of this Inquiry in due course and to identify if any improvements can be made to the already existing programs and strategies in place to engage with the community.

### 1.2 The Inquiry Terms of Reference

This submission addresses the Committee's Terms of Reference:

- a) the current incidence of assaults against police officers and recent trends in such assaults;
- b) current strategies that the NSW Police Force has in place to engage with the community, including current or past community and school-based programs; and
- c) any other related matters.

This submission does not include information or comment with regards to sentencing for assault offences and penalties against police officers in NSW.

## 1.3 Context

### Assaults in general

Section 61 of the *Crimes Act 1900* provides the following:

Whosoever assaults any person, although not occasioning actual bodily harm, shall be liable to imprisonment for two years. An assault is any act by which a person intentionally, or recklessly, causes another person to apprehend immediate and unlawful violence. There are four elements which constitute an assault.

They are:

1. An act by the accused which intentionally, or recklessly, causes another person (the complainant) to apprehend immediate and unlawful violence
2. That such conduct of the accused was without the consent of the complainant
3. That such conduct was intentional or reckless in the sense that the accused realised that the complainant might fear that the complainant would then and there be subject to immediate and unlawful violence and none the less went on and took that risk
4. That such conduct be without lawful excuse

### Assault against Police

In addition, the *Crimes Act 1900* specifically has offences that relate to the assault of police officers.

It is an offence under section 58 of the *Crimes Act 1900* to assault an officer in the execution of his or her duty. The maximum penalty is five years imprisonment.

Section 60 of the *Crimes Act 1900* sets out further offences relating to the assault of police officers while in the execution of their duty.

The offences are:

- assault, throw missile at, stalk, harass or intimidate — maximum penalty of 5 years: s 60(1) — maximum penalty seven years if committed during public disorder: s 60(1A)
- assault occasioning actual bodily harm — maximum penalty of seven years: s 60(2) — maximum penalty nine years if committed during public disorder: s 60(2A)
- wound or inflict grievous bodily harm — maximum penalty 12 years: s 60(3) maximum penalty 14 years, if committed during public disorder: s 60(3A).

The Judicial Commission Bench Book also speaks about the seriousness of assaulting police and the importance of deterrence as a consideration for assaults against police.

Subsequently, the penalties for these types of offences are significantly higher (penalty for assault being up to 2 years, however, assault on police is up to 5 years).

## Chapter 2 - Data and trends of incidence of assaults against police officers

There have been 12,096 assault incidents against police officers from the period January 2015 to December 2019.

### 2.1 Total Assault Incidents

**Table 1 - Incidents of Assault Officer reported between 1 January 2015 and 31 December 2019**

	2015	2016	2017	2018	2019
Total Incidents	2,471	2,319	2,338	2,474	2,494

Source: State Intelligence Command, NSW Police Force

**Table 2 - Number of officers assaulted and the total number of police officers between 1 January 2015 and 31 December 2019**

	2015	2016	2017	2018	2019
Officers assaulted	2,206	2,118	2,162	2,226	2,228
Total police officers <sup>^</sup>	16,693	16,627	16,649	16,788	17,111

<sup>^</sup> As at 30 June each year - Source: State Intelligence Command, NSW Police Force

Note: An officer can be assaulted multiple times during a year, and more than one officer may be assaulted during one incident.

The following Table represents the number of police officers who were injured as a result of an assault.

**Table 3 – Police Officers injured due to physical assault**

	2015	2016	2017	2018	2019
Number of officers injured due to physical assault	1,185	1,171	1,166	1,145	1,118
Total number of police officers	16,678	16,646	16,673	16,785	17,060
Percentage	7.1%	7.0%	7.0%	6.8%	6.6%

Source: Workforce Safety Command, NSW Police Force

Note: These figures are from physical assaults only and may not include figures relating to other assaults such as being struck with an object or shot with a firearm

Most physical assaults against police officers occurred while officers were arresting or restraining offenders (Table 4).

**Table 4 – Incident broken down to activity during injury**

Activity	2015	2016	2017	2018	2019	Total
Arresting an offender	905	946	974	874	830	4,529
Restraining offender	204	163	156	180	194	897
General duties	77	68	67	70	72	354
Mental health intervention	53	66	54	74	73	320
Other/Unspecified	17	10	18	16	17	78
Crowd control	24	14	13	9	16	76
Search persons/possess	13	12	10	12	9	56
Drug or alcohol related	8	9	6	7	5	35
Foot pursuit	7	7	4	8	9	35
Foot patrol	6	6	4	6	7	29

Note – Table represents top 10 incidents only - Source: Workforce Safety Command, NSW Police Force

**Table 5 – Type of injuries**

Injury	2015	2016	2017	2018	2019	Total
Bruises/swelling	436	440	425	403	356	2,060
Sprains/strains	284	277	327	295	282	1,465
Abrasions/Superficial injuries	290	265	267	233	258	1,313
Laceration/Open wound	76	87	83	116	125	487
Other unspecified	79	81	72	72	69	373
Nil injury	76	64	50	59	54	303
Fracture/Dislocation	27	46	31	32	40	176
Internal injury	22	19	22	29	26	118
Infectious diseases	15	12	13	16	9	65
Concussion/Cranial	11	9	9	7	9	45

Note – Table represents top 10 injuries only - Source: Workforce Safety Command, NSW Police Force

**Table 6 – Seriousness of violence against officers; Actual Bodily Harm and Grievous Bodily Harm**

Since 2015, there has been a 42% increase in assaults against officers causing actual bodily harm.

<b>Law Part Title</b>	<b>Section Part Description</b>	<b>Law Part Code</b>	<b>2015</b>	<b>2016</b>	<b>2017</b>	<b>2018</b>	<b>2019</b>
Assault police officer in execution of duty cause ABH-T1	60(2)	21709	191	200	205	255	243
Assault law enforcement officer (not police) inflict ABH-T1	60A(2)	48383	19	39	31	42	52
Wound police officer executing duty reckless as to ABH -SI	60(3)	77104	2	7	2	3	6
Wound law enforcement officer reckless as to causing ABH -SI	60A(3)	77108	-	4	-	-	2
Assault police officer during public disorder cause ABH-T1	60(2A)	60711	1	-	1	1	1
<b>ABH total</b>			<b>213</b>	<b>250</b>	<b>239</b>	<b>301</b>	<b>304</b>
Cause GBH to law enforcement officer reckless as to ABH -SI	60A(3)	77109	2	4	1	2	-
Cause GBH to police officer on duty reckless as to ABH -SI	60(3)	77105	5	9	4	7	8
<b>GBH total</b>			<b>7</b>	<b>13</b>	<b>5</b>	<b>9</b>	<b>8</b>
<b>GRAND TOTAL</b>			<b>220</b>	<b>263</b>	<b>244</b>	<b>310</b>	<b>312</b>

Source: State Intelligence Command, NSW Police Force



## 2.2 Offenders' age group

**Table 7 – Number of offenders by age group of the offender at the time of the assault officer incident**

Age Group	2015	2016	2017	2018	2019
10 to 17 years	261	219	239	224	239
18 to 24 years	582	542	573	561	530
25 to 34 years	557	558	545	539	596
35 to 44 years	396	393	350	425	435
45 and older	238	270	280	319	294
<b>Total offenders<sup>^</sup></b>	<b>2,037</b>	<b>1,984</b>	<b>1,988</b>	<b>2,073</b>	<b>2,097</b>

Source: State Intelligence Command, NSW Police Force

<sup>^</sup> Each offender is counted once in the year they offended in regardless of how many times they may have been an offender that year. The total includes unknown ages or those recorded as under 10 years of age at the time of the incident.

**Table 8 – Number of offenders by age group of the offender at the time of the assault officer incident and gender**

Age1	Person Gender	2015	2016	2017	2018	2019
10 to 17 years	Female	103	86	105	97	95
	Male	158	133	134	127	144
	<b>Sub total</b>	<b>261</b>	<b>219</b>	<b>239</b>	<b>224</b>	<b>239</b>
18 to 24 years	Female	147	138	161	176	151
	Male	435	403	411	384	378
	<b>Sub total</b>	<b>582</b>	<b>542</b>	<b>573</b>	<b>561</b>	<b>530</b>
25 to 34 years	Female	136	150	134	143	165
	Male	421	407	410	396	431
	<b>Sub total</b>	<b>557</b>	<b>558</b>	<b>545</b>	<b>539</b>	<b>596</b>
35 to 44 years	Female	113	107	102	128	128
	Male	283	286	248	297	306
	<b>Sub total</b>	<b>396</b>	<b>393</b>	<b>350</b>	<b>425</b>	<b>435</b>
45 and older	Female	70	79	85	96	76
	Male	166	191	194	223	218
	<b>Sub total</b>	<b>238</b>	<b>270</b>	<b>280</b>	<b>319</b>	<b>294</b>
<b>Total offenders<sup>^</sup></b>		<b>2,037</b>	<b>1,984</b>	<b>1,988</b>	<b>2,073</b>	<b>2,097</b>

Source: State Intelligence Command, NSW Police Force

<sup>^</sup> Each offender is counted once in the year they offended in, regardless of how many times they may have been an offender that year. The total includes unknown ages or those recorded as under 10 years of age at the time of the incident. Sub totals include unknown genders.

**Table 9 – Number of offenders by gender**

Person Gender	2015	2016	2017	2018	2019
Female	569	562	586	642	615
Male	1,466	1,420	1,399	1,430	1,480
<b>Total offenders<sup>^</sup></b>	<b>2,037</b>	<b>1,984</b>	<b>1,988</b>	<b>2,073</b>	<b>2,097</b>

Source: State Intelligence Command, NSW Police Force

<sup>^</sup> Each offender is counted once in the year they offended in, regardless of how many times they may have been an offender that year. The total includes unknown genders.

### 2.3 Assault by Incident Responsible Region and PAC/PD

**Table 10 - Incidents of Assault Officer reported between 1 January 2015 and 31 December 2019, by Region**

Region	2015	2016	2017	2018	2019
Central Metro	564	554	527	520	578
Northern	527	494	494	580	501
North West Metro	404	339	388	407	438
South West Metro	368	396	337	338	382
Southern	317	298	302	320	314
Western	291	238	290	309	281
<b>Grand Total</b>	<b>2,471</b>	<b>2,319</b>	<b>2,338</b>	<b>2,474</b>	<b>2,494</b>

Source: State Intelligence Command, NSW Police Force

**Table 11 - Incidents of Assault Officer reported between 1 January 2015 and 31 December 2019, by Police Area Command or District**

Area Command/District	2015	2016	2017	2018	2019
Nepean	80	102	87	86	102
Sydney City	110	104	85	106	99
Campbelltown City	69	93	86	70	97
Orana Mid-Western	41	37	48	81	82
Mt Druitt	52	43	56	63	81
Kings Cross	79	84	61	66	79
Surry Hills	52	60	65	76	74
Sutherland Shire	50	48	55	30	70
Eastern Beaches	53	59	60	40	68
Tuggerah Lakes	78	51	59	55	67
Liverpool City	39	73	61	56	67
Central West	69	48	56	50	61
South Coast	69	54	54	75	61
Brisbane Water	56	40	44	64	58
Coffs/Clarence	58	44	56	74	55
South Sydney	49	45	53	63	54

Wollongong	50	53	59	54	54
Cumberland	76	55	40	31	50
Newcastle City	52	47	59	46	50
Eastern Suburbs	46	54	36	33	50
Richmond	46	47	47	46	49
New England	54	34	46	40	47
Northern Beaches	52	28	49	50	46
Port Stephens-Hunter	32	45	44	54	44
Lake Illawarra	33	48	52	45	44
Manning/Great Lakes	47	50	38	31	44
Riverina	48	40	48	41	42
Inner West	49	47	47	47	41
Bankstown	28	52	42	39	39
Tweed/Byron	40	61	41	65	37
Murray River	43	36	29	46	36
Hunter Valley	29	35	29	44	36
Blacktown	44	34	53	53	35
Fairfield City	52	50	33	44	32
Mid North Coast	44	50	37	51	32
Chifley	29	32	44	47	31
Murrumbidgee	30	25	16	25	31
Burwood	30	25	19	24	31
Parramatta	52	31	32	42	30
St George PAC	43	31	34	40	30
Lake Macquarie	45	24	40	50	29
The Hume PD	33	14	24	17	28
Camden PAC	23	13	20	25	28
Auburn PAC	26	28	26	33	27
Ryde PAC	27	20	22	20	27
Ku-ring-Gai	8	12	8	15	23
Barrier PD	28	24	20	32	23
Quakers Hill PAC	10	16	9	18	22
Oxley PD	38	37	54	29	22
The Hills	11	7	13	4	21
Hawkesbury	17	12	19	18	21
North Shore	35	25	21	21	20
Monaro	11	28	20	17	18
Central North	32	26	22	30	15
Leichhardt	33	22	31	19	13
Campsie	25	7	10	16	11
Blue Mountains	16	9	19	17	10
<b>Grand Total</b>	<b>2,471</b>	<b>2,319</b>	<b>2,338</b>	<b>2,474</b>	<b>2,494</b>

Source: State Intelligence Command, NSW Police Force

## 2.4 Assault by Premise Type, Sub Type and Further Sub Type

Table 12 – Incidents of Assault Officer reported between 1 January 2015 and 31 December 2019, by Premise Type

Premise Type	2015	2016	2017	2018	2019
Outdoor/Public Place	861	778	836	820	909
Residential	743	742	699	774	735
Law Enforcement	257	221	227	306	274
Licensed Premise	228	187	201	200	202
Business/Commercial	93	89	107	96	121
Public Transport	145	177	139	147	116
Health	78	69	71	72	89
Carpark	29	22	24	28	22
Education	9	7	15	7	13
Recreation	10	12	12	14	4
Vehicle	5	5	3	5	4
Adult Entertainment	2	2	2		3
Marine Transport	1			1	2
Utilities		1			
Industrial	2	2		1	
Religious	5	2	1	2	
Rural Industry	2				
Unknown	1	3	1	1	
<b>Grand Total</b>	<b>2,471</b>	<b>2,319</b>	<b>2,338</b>	<b>2,474</b>	<b>2,494</b>

Source: State Intelligence Command, NSW Police Force

Table 13- Incidents of Assault Officer reported between 1 January 2015 and 31 December 2019, by Premise Type and Premise Sub Type

Premise Type and Sub Type	2015	2016	2017	2018	2019
<b>Outdoor/Public Place</b>	<b>861</b>	<b>778</b>	<b>836</b>	<b>820</b>	<b>909</b>
Land	858	777	834	813	907
Water	3	1	1	7	1
Air			1		1
<b>Residential</b>	<b>743</b>	<b>742</b>	<b>699</b>	<b>774</b>	<b>735</b>
Residential - Dwelling	691	706	650	730	691
Residential - Accommodation	31	23	25	24	26
Residential – Non-dwelling	21	13	24	20	18
<b>Law Enforcement</b>	<b>257</b>	<b>221</b>	<b>227</b>	<b>306</b>	<b>274</b>
Police Station	229	199	213	278	259
Court	18	16	8	14	12
Correctional Centre	9	5	4	12	2
Other Police Building	1				1
Other		1	1		
Detention Centre			1	2	
<b>Licensed Premise</b>	<b>228</b>	<b>187</b>	<b>201</b>	<b>200</b>	<b>202</b>

Hotel/Pub	170	120	130	129	123
On-Premises	34	34	41	43	42
Club	23	25	23	22	25
Limited		4	5	4	6
Packaged		2	1	2	3
Producer	1	2	1		2
Small Bar					1
<b>Business/Commercial</b>	<b>93</b>	<b>89</b>	<b>107</b>	<b>96</b>	<b>121</b>
Retail/Wholesale	80	85	95	84	109
Office	5	3	5	8	9
Personal Services	3	1	4	1	3
Financial Institutions	5		3	3	
<b>Public Transport</b>	<b>145</b>	<b>177</b>	<b>139</b>	<b>147</b>	<b>116</b>
Railway Station	112	148	116	125	107
Train	16	10	11	11	4
Bus Stop	6	4	6	5	2
Railway Siding	1				1
Railway Terminal		2			1
Airport	2	4		1	1
Taxi Rank	2		1	1	
Ferry Wharf	1				
Bus	1	1	2	2	
Bus Depot		2		1	
Taxi		2	1		
Railway Building			1		
Bus Passenger Terminal	3	3	1	1	
Light Rail		1			
Other	1				
<b>Health</b>	<b>78</b>	<b>69</b>	<b>71</b>	<b>72</b>	<b>89</b>
Hospital	76	66	67	71	81
Other				1	3
Medical Centre			1		2
Doctor's Surgery					1
Psychiatric Centre	1	2	2		1
Nursing Home		1			1
Drug Rehabilitation Centre	1		1		
<b>Carpark</b>	<b>29</b>	<b>22</b>	<b>24</b>	<b>28</b>	<b>22</b>
Business/Commercial	11	5	8	11	8
Beach Parking Area	2		1		4
Shopping Centre	7	2	4	3	3
Railway		1		2	2
Other	3	7	5	7	2
Restaurant/Take Away		1		1	1
Hospital					1
Residential	2	1	6	2	1

Sports Ground	1	5			
Entertainment Premise	2				
Commuter (Excl Railway)				1	
Parking Station	1			1	
<b>Education</b>	<b>9</b>	<b>7</b>	<b>15</b>	<b>7</b>	<b>13</b>
School - Public Secondary	4	4	5	1	9
University		2	5	1	2
School - Public Primary	4		4		1
Library	1				1
Other			1	1	
Preschool				3	
School - Private		1		1	
<b>Recreation</b>	<b>10</b>	<b>12</b>	<b>12</b>	<b>14</b>	<b>4</b>
Sports Ground	1	2	3	6	2
Sporting Centre				1	1
Pavilion					1
Hall	4	3	1		
Swimming Pool (Public)		3	1	1	
Other		2	4	1	
Sydney Entertainment Centre	1				
Cinema	1	1			
Tennis Court(Public)			1		
Racecourse	3		1		
Showground		1	1	5	
<b>Vehicle</b>	<b>5</b>	<b>5</b>	<b>3</b>	<b>5</b>	<b>4</b>
Other Vehicle	4	4	3	4	4
Private Motor Vehicle	1	1		1	
<b>Adult Entertainment</b>	<b>2</b>	<b>2</b>	<b>2</b>		<b>3</b>
Brothel	2	1			2
Homosexual Club					1
Gambling Club			1		
Other			1		
Massage Parlour		1			
<b>Marine Transport</b>	<b>1</b>			<b>1</b>	<b>2</b>
Other					2
Dock/Port				1	
Jetty	1				
<b>Utilities</b>		<b>1</b>			
Other		1			
<b>Industrial</b>	<b>2</b>	<b>2</b>		<b>1</b>	
Workshop		2			
Other	2			1	
<b>Religious</b>	<b>5</b>	<b>2</b>	<b>1</b>	<b>2</b>	
Temple		1			
Synagogue	1				

Chapel		1			
Church	4		1	2	
<b>Rural Industry</b>	<b>2</b>				
Other	1				
Farmland	1				
<b>Unknown</b>	<b>1</b>	<b>3</b>	<b>1</b>	<b>1</b>	
Unknown	1	3	1	1	
<b>Grand Total</b>	<b>2,471</b>	<b>2,319</b>	<b>2,338</b>	<b>2,474</b>	<b>2,494</b>

Source: State Intelligence Command, NSW Police Force

Table 14 - Incidents of Assault Officer reported between 1 January 2015 and 31 December 2019, by Premise Type, Premise Sub Type and Premise Further Sub Type

<b>Premise Type, Sub Type and Further Sub Type</b>	<b>2015</b>	<b>2016</b>	<b>2017</b>	<b>2018</b>	<b>2019</b>
<b>Outdoor/Public Place</b>	<b>861</b>	<b>778</b>	<b>836</b>	<b>820</b>	<b>909</b>
<b>Land</b>	<b>858</b>	<b>777</b>	<b>834</b>	<b>813</b>	<b>907</b>
Road/Street	488	481	509	514	534
Footpath	284	206	218	209	278
Park	45	48	44	52	47
Reserve	10	11	13	4	17
Other	24	16	24	17	15
Forest			2	1	6
Bushland/Scrub		3	8	4	4
State Recreation Area		1	1	1	2
Vacant Block				1	2
Crown Land	1	1	1	1	1
Caravan Park	3	2	3	5	1
Public Garden	1	2	1		
Crown Land/Nat Park Pre 4.4.94	1				
Public Toilet		1		1	
Camping Area		1	5	2	
Cemetery			3		
National Park	1	4	2	1	
<b>Water</b>	<b>3</b>	<b>1</b>	<b>1</b>	<b>7</b>	<b>1</b>
Beach	3	1	1	5	1
Harbour				2	
<b>Air</b>			<b>1</b>		<b>1</b>
Air			1		1
<b>Residential</b>	<b>743</b>	<b>742</b>	<b>699</b>	<b>774</b>	<b>735</b>
<b>Residential - Dwelling</b>	<b>691</b>	<b>706</b>	<b>650</b>	<b>730</b>	<b>691</b>
House - Detached	486	449	454	488	452
Block of Units (1 To 4 Floors)	89	140	92	109	89
Home Unit	13	22	18	26	47
Block of Units (Over 4 Floors)	20	25	20	30	30
House - Semi Detached	26	20	16	22	28
House - Villa/Townhouse	36	27	28	28	27
House - Terrace	8	4	16	6	9
Granny Flat	1	4	1	3	4
Other	3	2	1	6	2
Manager's Residence					1
Caravan/Annexe	4	7		6	1
Farmhouse	1	3	1	2	1
Safety House			1		
Mobile/Relocatable Home	1		1		
Tent			1	1	



Bush Humpy		3			
Aged Home Care	3				
Home Office				3	
<b>Residential - Accommodation</b>	<b>31</b>	<b>23</b>	<b>25</b>	<b>24</b>	<b>26</b>
Motel	8	6	6	4	9
Other	6	10	4	8	7
Boarding House	6	4	3	6	3
Serviced Apartment/Room	1		3	2	2
Guest House			2		2
Hostel	4	1	5	1	2
Holiday Apartment Building	5	2	1	1	1
Youth Hostel	1			2	
Lodge			1		
<b>Residential – Non-dwelling</b>	<b>21</b>	<b>13</b>	<b>24</b>	<b>20</b>	<b>18</b>
Yard	11	7	13	11	9
Other	2	1	5		6
Driveway	5	5	4	5	2
Verandah			2	1	1
Outhouse	1				
Garage (Attached)				2	
Carport				1	
Garage (Detached)	2				
<b>Law Enforcement</b>	<b>257</b>	<b>221</b>	<b>227</b>	<b>306</b>	<b>274</b>
<b>Police Station</b>	<b>229</b>	<b>199</b>	<b>213</b>	<b>278</b>	<b>259</b>
Police Station	229	199	213	278	259
<b>Court</b>	<b>18</b>	<b>16</b>	<b>8</b>	<b>14</b>	<b>12</b>
Court	18	16	8	14	12
<b>Correctional Centre</b>	<b>9</b>	<b>5</b>	<b>4</b>	<b>12</b>	<b>2</b>
Correctional Centre	9	5	4	12	2
<b>Other Police Building</b>	<b>1</b>				<b>1</b>
Other Police Building	1				1
<b>Other</b>		<b>1</b>	<b>1</b>		
Other		1	1		
<b>Detention Centre</b>			<b>1</b>	<b>2</b>	
Detention Centre			1	2	
<b>Licensed Premise</b>	<b>228</b>	<b>187</b>	<b>201</b>	<b>200</b>	<b>202</b>
<b>Hotel/Pub</b>	<b>170</b>	<b>120</b>	<b>130</b>	<b>129</b>	<b>123</b>
Hotel/Pub	170	120	130	129	123
<b>On-Premises</b>	<b>34</b>	<b>34</b>	<b>41</b>	<b>43</b>	<b>42</b>
On-Premises	34	34	41	43	42
<b>Club</b>	<b>23</b>	<b>25</b>	<b>23</b>	<b>22</b>	<b>25</b>
Club	23	25	23	22	25
<b>Limited</b>		<b>4</b>	<b>5</b>	<b>4</b>	<b>6</b>
Limited		4	5	4	6
<b>Packaged</b>		<b>2</b>	<b>1</b>	<b>2</b>	<b>3</b>

Packaged		2	1	2	3
<b>Producer</b>	<b>1</b>	<b>2</b>	<b>1</b>		<b>2</b>
Producer	1	2	1		2
<b>Small Bar</b>					<b>1</b>
Small Bar					1
<b>Business/Commercial</b>	<b>93</b>	<b>89</b>	<b>107</b>	<b>96</b>	<b>121</b>
<b>Retail/Wholesale</b>	<b>80</b>	<b>85</b>	<b>95</b>	<b>84</b>	<b>109</b>
Shopping Complex	25	27	32	21	33
Department Store	5	2	4	4	11
Service Station	10	11	13	7	10
Supermarket	10	8	11	13	10
Restaurant	2	14	11	8	9
Service Station - Supermarket	2	1	4	3	6
Other	7	1	6	10	6
General/Corner Store	1		4	4	6
Cafe	4	3	2	4	4
General Wholesaler	2		1		4
Clothing Shop	1				3
Chemist	2	2		1	2
Hardware Store	2	2			1
Sports Store				1	1
Car Yard		4			1
Electronic/Electronic Sales	1	1	1		1
Takeaway Food	5	6	3	6	1
Tobacconist		1	3		
Photography Shop	1				
Jewellery Shop		1			
Wrecking Yard				1	
Kiosk		1			
Markets				1	
<b>Office</b>	<b>5</b>	<b>3</b>	<b>5</b>	<b>8</b>	<b>9</b>
Government Office	3	2	1	2	4
Employment Office				2	2
Other		1	4	2	2
Council Chambers				1	1
Real Estate Agency	1			1	
Private Office	1				
<b>Personal Services</b>	<b>3</b>	<b>1</b>	<b>4</b>	<b>1</b>	<b>3</b>
Other	3	1	4	1	3
<b>Financial Institutions</b>	<b>5</b>		<b>3</b>	<b>3</b>	
Other	1				
Credit Union			1		
Bank	4		2	2	
Building Society				1	
<b>Public Transport</b>	<b>145</b>	<b>177</b>	<b>139</b>	<b>147</b>	<b>116</b>

<b>Railway Station</b>	<b>112</b>	<b>148</b>	<b>116</b>	<b>125</b>	<b>107</b>
Railway Station	112	148	116	125	107
<b>Train</b>	<b>16</b>	<b>10</b>	<b>11</b>	<b>11</b>	<b>4</b>
Train	16	10	11	11	4
<b>Bus Stop</b>	<b>6</b>	<b>4</b>	<b>6</b>	<b>5</b>	<b>2</b>
Bus Stop	6	4	6	5	2
<b>Railway Siding</b>	<b>1</b>				<b>1</b>
Railway Siding	1				1
<b>Railway Terminal</b>		<b>2</b>			<b>1</b>
Railway Terminal		2			1
<b>Airport</b>	<b>2</b>	<b>4</b>		<b>1</b>	<b>1</b>
Airport	2	4		1	1
<b>Taxi Rank</b>	<b>2</b>		<b>1</b>	<b>1</b>	
Taxi Rank	2		1	1	
<b>Ferry Wharf</b>	<b>1</b>				
Ferry Wharf	1				
<b>Bus</b>	<b>1</b>	<b>1</b>	<b>2</b>	<b>2</b>	
Bus	1	1	2	2	
<b>Bus Depot</b>		<b>2</b>		<b>1</b>	
Bus Depot		2		1	
<b>Taxi</b>		<b>2</b>	<b>1</b>		
Taxi		2	1		
<b>Railway Building</b>			<b>1</b>		
Railway Building			1		
<b>Bus Passenger Terminal</b>	<b>3</b>	<b>3</b>	<b>1</b>	<b>1</b>	
Bus Passenger Terminal	3	3	1	1	
<b>Light Rail</b>		<b>1</b>			
Light Rail		1			
<b>Other</b>	<b>1</b>				
Other	1				
<b>Health</b>	<b>78</b>	<b>69</b>	<b>71</b>	<b>72</b>	<b>89</b>
<b>Hospital</b>	<b>76</b>	<b>66</b>	<b>67</b>	<b>71</b>	<b>81</b>
Hospital	76	66	67	71	81
<b>Other</b>				<b>1</b>	<b>3</b>
Other				1	3
<b>Medical Centre</b>			<b>1</b>		<b>2</b>
Medical Centre			1		2
<b>Doctor's Surgery</b>					<b>1</b>
Doctor's Surgery					1
<b>Psychiatric Centre</b>	<b>1</b>	<b>2</b>	<b>2</b>		<b>1</b>
Psychiatric Centre	1	2	2		1
<b>Nursing Home</b>		<b>1</b>			<b>1</b>
Nursing Home		1			1
<b>Drug Rehabilitation Centre</b>	<b>1</b>		<b>1</b>		
Drug Rehabilitation Centre	1		1		

<b>Carpark</b>	<b>29</b>	<b>22</b>	<b>24</b>	<b>28</b>	<b>22</b>
<b>Business/Commercial</b>	<b>11</b>	<b>5</b>	<b>8</b>	<b>11</b>	<b>8</b>
Business/Commercial	11	5	8	11	8
<b>Beach Parking Area</b>	<b>2</b>		<b>1</b>		<b>4</b>
Beach Parking Area	2		1		4
<b>Shopping Centre</b>	<b>7</b>	<b>2</b>	<b>4</b>	<b>3</b>	<b>3</b>
Shopping Centre	7	2	4	3	3
<b>Railway</b>		<b>1</b>		<b>2</b>	<b>2</b>
Railway		1		2	2
<b>Other</b>	<b>3</b>	<b>7</b>	<b>5</b>	<b>7</b>	<b>2</b>
Other	3	7	5	7	2
<b>Restaurant/Take Away</b>		<b>1</b>		<b>1</b>	<b>1</b>
Restaurant/Take Away		1		1	1
<b>Hospital</b>					<b>1</b>
Hospital					1
<b>Residential</b>	<b>2</b>	<b>1</b>	<b>6</b>	<b>2</b>	<b>1</b>
Residential	2	1	6	2	1
<b>Sports Ground</b>	<b>1</b>	<b>5</b>			
Sports Ground	1	5			
<b>Entertainment Premise</b>	<b>2</b>				
Entertainment Premise	2				
<b>Commuter (Excl Railway)</b>				<b>1</b>	
Commuter (Excl Railway)				1	
<b>Parking Station</b>	<b>1</b>			<b>1</b>	
Parking Station	1			1	
<b>Education</b>	<b>9</b>	<b>7</b>	<b>15</b>	<b>7</b>	<b>13</b>
<b>School - Public Secondary</b>	<b>4</b>	<b>4</b>	<b>5</b>	<b>1</b>	<b>9</b>
School - Public Secondary	4	4	5	1	9
<b>University</b>		<b>2</b>	<b>5</b>	<b>1</b>	<b>2</b>
University		2	5	1	2
<b>School - Public Primary</b>	<b>4</b>		<b>4</b>		<b>1</b>
School - Public Primary	4		4		1
<b>Library</b>	<b>1</b>				<b>1</b>
Library	1				1
<b>Other</b>			<b>1</b>	<b>1</b>	
Other			1	1	
<b>Preschool</b>				<b>3</b>	
Preschool				3	
<b>School - Private</b>		<b>1</b>		<b>1</b>	
School - Private		1		1	
<b>Recreation</b>	<b>10</b>	<b>12</b>	<b>12</b>	<b>14</b>	<b>4</b>
<b>Sports Ground</b>	<b>1</b>	<b>2</b>	<b>3</b>	<b>6</b>	<b>2</b>
Sports Ground	1	2	3	6	2
<b>Sporting Centre</b>				<b>1</b>	<b>1</b>
Sporting Centre				1	1

<b>Pavilion</b>					<b>1</b>
Pavilion					1
<b>Hall</b>	<b>4</b>	<b>3</b>	<b>1</b>		
Hall	4	3	1		
<b>Swimming Pool (Public)</b>		<b>3</b>	<b>1</b>	<b>1</b>	
Swimming Pool (Public)		3	1	1	
<b>Other</b>		<b>2</b>	<b>4</b>	<b>1</b>	
Other		2	4	1	
<b>Sydney Entertainment Centre</b>	<b>1</b>				
Sydney Entertainment Centre	1				
<b>Cinema</b>	<b>1</b>	<b>1</b>			
Cinema	1	1			
<b>Tennis Court (Public)</b>			<b>1</b>		
Tennis Court (Public)			1		
<b>Racecourse</b>	<b>3</b>		<b>1</b>		
Racecourse	3		1		
<b>Showground</b>		<b>1</b>	<b>1</b>	<b>5</b>	
Showground		1	1	5	
<b>Vehicle</b>	<b>5</b>	<b>5</b>	<b>3</b>	<b>5</b>	<b>4</b>
<b>Other Vehicle</b>	<b>4</b>	<b>4</b>	<b>3</b>	<b>4</b>	<b>4</b>
Other Vehicle	4	4	3	4	4
<b>Private Motor Vehicle</b>	<b>1</b>	<b>1</b>		<b>1</b>	
Private Motor Vehicle	1	1		1	
<b>Adult Entertainment</b>	<b>2</b>	<b>2</b>	<b>2</b>		<b>3</b>
<b>Brothel</b>	<b>2</b>	<b>1</b>			<b>2</b>
Brothel	2	1			2
<b>Homosexual Club</b>					<b>1</b>
Homosexual Club					1
<b>Gambling Club</b>			<b>1</b>		
Gambling Club			1		
<b>Other</b>			<b>1</b>		
Other			1		
<b>Massage Parlour</b>		<b>1</b>			
Massage Parlour		1			
<b>Marine Transport</b>	<b>1</b>			<b>1</b>	<b>2</b>
<b>Other</b>					<b>2</b>
Other					2
<b>Dock/Port</b>				<b>1</b>	
Dock/Port				1	
<b>Jetty</b>	<b>1</b>				
Jetty	1				
<b>Utilities</b>		<b>1</b>			
<b>Other</b>		<b>1</b>			
Other		1			
<b>Industrial</b>	<b>2</b>	<b>2</b>		<b>1</b>	

<b>Workshop</b>		<b>2</b>			
Workshop		2			
<b>Other</b>	<b>2</b>			<b>1</b>	
Other	2			1	
<b>Religious</b>	<b>5</b>	<b>2</b>	<b>1</b>	<b>2</b>	
<b>Temple</b>		<b>1</b>			
Temple		1			
<b>Synagogue</b>	<b>1</b>				
Synagogue	1				
<b>Chapel</b>		<b>1</b>			
Chapel		1			
<b>Church</b>	<b>4</b>		<b>1</b>	<b>2</b>	
Church	4		1	2	
<b>Rural Industry</b>	<b>2</b>				
<b>Other</b>	<b>1</b>				
Other	1				
<b>Farmland</b>	<b>1</b>				
Farmland	1				
<b>Unknown</b>	<b>1</b>	<b>3</b>	<b>1</b>	<b>1</b>	
<b>Unknown</b>	<b>1</b>	<b>3</b>	<b>1</b>	<b>1</b>	
Unknown	1	3	1	1	
<b>Grand Total</b>	<b>2,471</b>	<b>2,319</b>	<b>2,338</b>	<b>2,474</b>	<b>2,494</b>

Source: State Intelligence Command, NSW Police Force

## 2.5 Associated factors<sup>^</sup> and related incidents in Assault Officer incidents and events

**Table 15 - Number and % of Assault Officer incidents with an Alcohol Related associated factor, reported between 1 January 2015 and 31 December 2019**

<b>Alcohol related</b>	<b>2015</b>	<b>2016</b>	<b>2017</b>	<b>2018</b>	<b>2019</b>
Incidents	1,361	1,177	1,176	1,237	1,195
% of incidents	55%	51%	50%	50%	48%

Source: State Intelligence Command, NSW Police Force

**Table 16 - Number and % of Assault Officer incidents with a Drug Related associated factor reported between 1 January 2015 and 31 December 2019**

<b>Drug related</b>	<b>2015</b>	<b>2016</b>	<b>2017</b>	<b>2018</b>	<b>2019</b>
Incidents	369	344	311	304	338
% of incidents	15%	15%	13%	12%	14%

Source: State Intelligence Command, NSW Police Force

**Table 17 - Number and % of Assault Officer incidents in events with a domestic violence associated factor reported between 1 January 2015 and 31 December 2019**

<b>Domestic Violence related (a)</b>	<b>2015</b>	<b>2016</b>	<b>2017</b>	<b>2018</b>	<b>2019</b>
Incidents	459	437	379	479	525
% of incidents	19%	19%	16%	19%	21%

Source: State Intelligence Command, NSW Police Force

**Table 18 - Number and % of Assault Officer incidents in events with a Mental Illness associated factor or a Mental Health Act incident reported between 1 January 2015 and 31 December 2019**

<b>Mental Illness Related (b)</b>	<b>2015</b>	<b>2016</b>	<b>2017</b>	<b>2018</b>	<b>2019</b>
Incidents	241	271	277	325	308
% of incidents	10%	12%	12%	13%	12%

Source: State Intelligence Command, NSW Police Force

<sup>^</sup>An incident may have more than one associated factor:

- (a) An incident has been counted in this table where any incident in the same event as the Assault Officer incident had an associated factor of Domestic Violence related. It does not indicate that the assault on the officer involved a domestic relationship.
- (b) An incident has been counted in this table where any incident in the same event as the Assault Officer incident had an associated factor of Mental Illness related, or where there was an incident under the category of a Mental Health Act incident in the same event.

## Chapter 3 - Current strategies and engagement with the community and young people

The NSW Police Force is usually the first point of contact with the criminal justice system for young people who are offending or engaging in anti-social behaviour. For this reason, a key priority for the NSW Police Force is to target youth offending and victimisation, along with re-offending through a range of diversionary and intervention strategies.

Significant efforts have been made by the NSW Police Force and its continuous focus on prevention and early intervention, aiming to ensure, where possible, young people do not re-offend and build positive engagement with members of our police force.

The creation of the Capability, Performance and Youth Command (CPYC) within the NSW Police Force has given the organisation a renewed focus on youth crime prevention and intervention. The key to this is the development of strong, collaborative partnerships across both government and non-government agencies to improve the integration and coordination of support to at-risk youth.

### 3.1 Youth Liaison Officers (YLOs) and School Liaison Police (SLP) Officers

As at 30 June 2020, the NSW Police Force employs 78 Youth Liaison Officers (YLOs) and 43 School Liaison Police (SLP) Officers working with young people across NSW to divert them from entering the criminal justice system.

SLPs are officers who work with high schools to reduce youth crime, violence and anti-social behaviour through a range of school intervention strategies, educational programs and local relationships which model respect and responsibility.

SLPs are responsible for forging and maintaining links with all high schools throughout NSW. These officers develop and present programs in conjunction with teaching staff and act as a central point of contact on police, community and social issues. SLPs may provide information, support and guidance on security, intervention strategies and child protection matters relating to the school as well as other issues relating to safety and community responsibility.

### 3.2 Police Citizens Youth Clubs (PCYC) NSW

The NSW Police Force works closely with PCYC NSW, which is a not-for-profit organisation delivering youth programs provided by qualified youth workers and educational professionals.

PCYC focuses on empowering young people to be the best they can be through personal development programs in partnership with NSW Police CPYC.

PCYC's mission is to:

- Get young people active in life;
- Work with young people to develop their skills, character and leadership;
- Reduce and prevent crime by and against young people.

PCYC NSW, in partnership with NSW Police Force, delivers youth-based programs and activities in 64 locations across NSW.



In 2019, the NSW Police Force in partnership with PCYC NSW engaged:

- 465 young people in case management;
- Over 4,000 young people in the “Fit for Life” programs.

Fit For Life is an early intervention program designed to engage youth ages 10 to 17 who are at risk of poor choices and anti-social behaviour. Through physical fitness, nutrition and social engagement, the program aims to improve overall wellbeing as well as prevent and divert youth from offending behaviours.

Fit For Life is offered at every PCYC club across NSW.

### 3.3 RISEUP Strategy

RISEUP is a strategy developed by the NSW Police Commissioner, Michael Fuller APM. Its aim is to connect disengaged young people to workplace opportunities.

Incorporating job ready programs, mentoring and vocational training, the RISEUP strategy targets vulnerable and at-risk youth aged between 15 and 18 to divert them from criminal activity. These are young people that may not otherwise have exposure, or access to, pre-employment or job readiness opportunities afforded to other job seekers their age.

The foundations of the initiative focus on early intervention to prevent and disrupt crime.

RISEUP operates across NSW in partnership with PCYC with a suite of programs delivered in an alternative learning environment designed to make graduates job ready.

The final stage of RISEUP, is the opportunity for participants to be connected to employment or further opportunities to enhance employment capability. This is the stage which will give purpose to the entire journey the young person has progressed through, as it provides them with a strong sense of achievement, pride, ownership and the ability to contribute to a team and their community. Most importantly, it breaks the less fortunate cycle they would have otherwise been on.

The successful RISEUP Initiative, engaging the NSW Police Force with vulnerable and at-risk youth, has changed the lives of 300 young people that have successfully secured employment after graduating from the program, since its launch in August 2018

### 3.4 Youth on Track

The NSW Police Force is a key participant of Youth on Track, an early intervention scheme that provides family-based intervention and support to young people (aged 10 to 17) at the early stages of their interaction with the justice system or at risk of long-term involvement in the criminal justice system.

Youth on Track is managed and delivered by Youth Justice. Youth Justice, through the Department of Communities and Justice, funds non-government organisations to deliver the scheme in seven locations.

In areas where Youth on Track is not available, police are currently trialling the Youth Action Meetings (YAM) program. YAMS were established in mid-2018 and they involve key government and non-government agencies coming together to identify the risks, develop action plans and put tangible strategies in place to help identified young people and reduce risks. YAMS were piloted in

Wollongong PD and currently operate in an additional four locations in Mount Druitt Police Area Command, Hunter Valley, Nepean and Riverina Police Districts.

### 3.5 Engagement with the Aboriginal community

The NSW Police Force expects its officers to provide an exemplary service to the community, and the community rightfully expects police officers to perform their duties ethically and diligently.

Aboriginal Cultural Awareness training programs are delivered to sworn employees on a regular basis to enhance communication and understanding between police and Aboriginal people.

The NSW Police Force continues to work hard to improve our relationships with our First Nations. It works closely with Aboriginal communities and other Justice agencies to foster strong and cohesive partnerships. The NSW Police Force has several strategies and programs in place to help improve its engagement with Aboriginal communities, and to recruit more Indigenous police officers.

The NSW Police Force's *Aboriginal Strategic Direction 2018-2023* guides the NSW Police Force in its collaboration with Aboriginal Communities. Some of the key priorities include ensuring community safety; enhancing communication and understanding between police and the Aboriginal community; improving safety and wellbeing of young Aboriginal people; and to reduce Aboriginal over-representation in the criminal justice system.

The NSW Police Force's Aboriginal Community Liaison Officer (ACLO) Program assists and supports the NSW Police Force to build upon many of the positive partnerships that exist in our Police Commands. There are currently 55 ACLOs who are working closely with Aboriginal communities, organisations and service providers to develop partnerships; support participation and engagement of Aboriginal people with other services; and promote an awareness of Aboriginal issues amongst non-Indigenous police officers.

In addition, the NSW Police Force works with Aboriginal communities to tailor and deliver prevention and intervention programs suitable to the needs of local communities.

Two programs are **Clean Slate Without Prejudice** and **Never Going Back**, run by the NSW Police Force in the Redfern Area. Both of these programs are designed to reduce crime by developing strong working relationships between community members and police. It has been very well received by the local community and are part of the Tribal Warrior Mentoring initiative which is a grass roots community, holistic exercise, assistance and referral program designed to assist Aboriginal and Torres Strait Islander youth.

## Chapter 4 – Workers Compensation claims

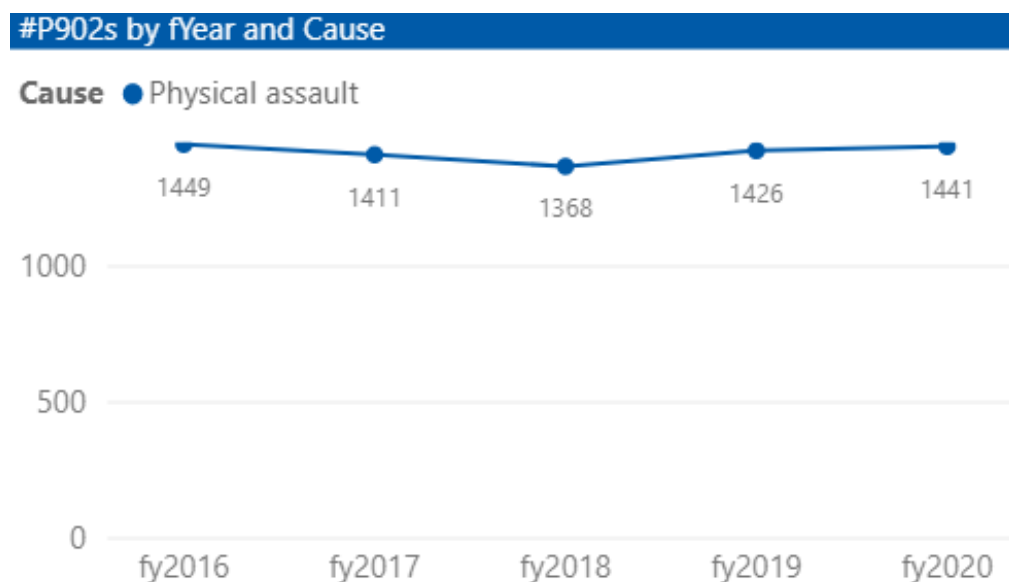
Physical Assault was the leading cause of Workplace Health and Safety incidents in the five financial years from 2016-17 to 2019-20, being 15% of all P902s reported by police officers.

P902 is an Incident Notification system that allows incidents to be reported for members of the NSW Police Force and is the process through which police injuries are reported, recorded and investigated.

Injuries caused by physical assault cost NSW Police Force over \$36 million in workers compensation claims, and over 510,000 hours in time lost in the last five financial years.

**Table 1 – P902s caused by physical assault**

There were around 1,400 total number of P902s caused by physical assault each year and the numbers were stable over the last financial years.



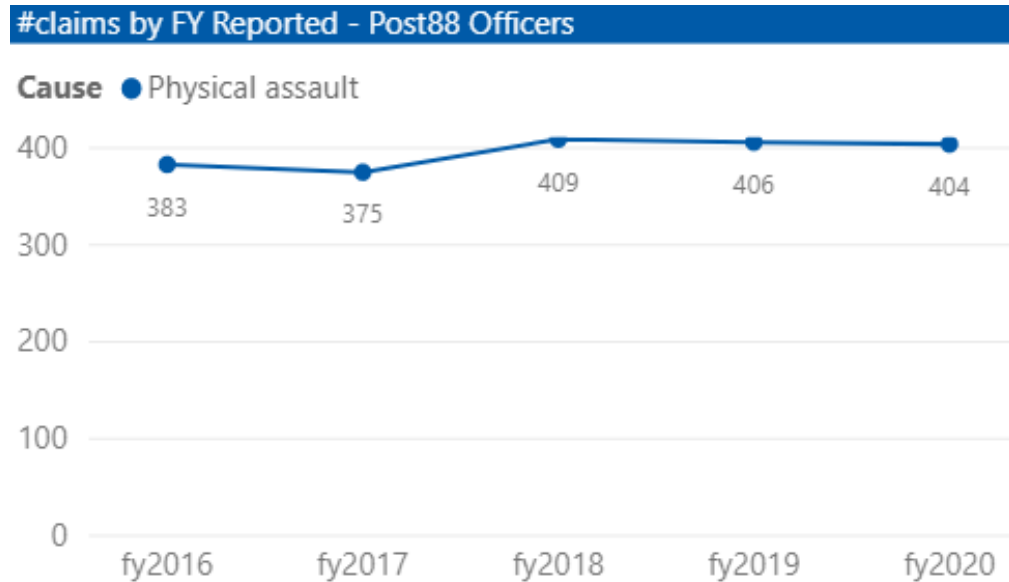
Source: SAP.HR incident; iCare HR claim payments, and WFS.HR claim, NSW Police Force

Note: These figures are from physical assaults only and may not include figures relating to other assaults such as being struck with an object or shot with a firearm

Similarly, the number of workers compensation claims caused by physical assault were relatively stable as well.

**Table 2 – Workers compensation claims caused by physical assaults**

Each year, around 400 claims were reported to be caused by physical assault, being 13% of all Post88<sup>1</sup> officers’ claims.



Source: SAP.HR incident; iCare HR claim payments, and WFS.HR claim, NSW Police Force

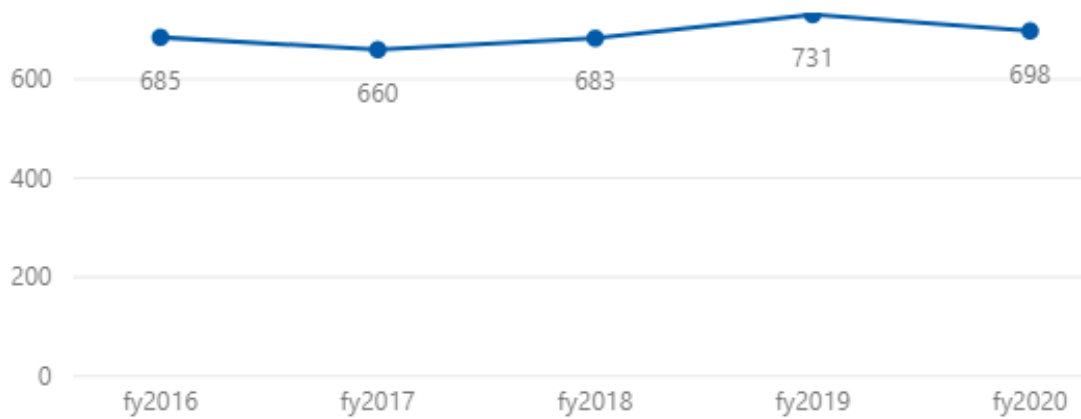
**Table 3 – Number of paid claims caused by physical assaults**

Each year, around 700 physical assault claims had workers compensation payments, which were 12% of all Post88 officers’ claims that received at least one payment in the five financial years.

<sup>1</sup> There are two different workers compensation schemes for police in New South Wales:

- Pre '88 officers are officers who were attested prior to 1 April 1988 and their benefits are derived from the Police Regulation (Superannuation) Act 1906. These officers are excluded from the provisions under the Workers Compensation Act 1987.
- Post '88' officers are officers sworn in after 1 April 1988 who are members of the State Authorities Superannuation Scheme (SASS), First State Superannuation Scheme (FSS) or pre '88 members who elected to convert to the FSS. These officers are considered workers under the Workers Compensation Act 1987, Workplace Injury Management and Workers compensation Act 1998, and Workers Compensation Regulations.

### Number of Claims Caused by Physical Assault by FY Paid - Post88 Officers



Source: SAP.HR incident; iCare HR claim payments, and WFS.HR claim, NSW Police Force

### Table 4 – Average cost per claim caused by physical assaults

The average costs per claim caused by physical assault have declined in the last two financial years and generally are lower than the average costs of all claims.

### Average Claim Cost Caused by Physical Assault by FY Paid - Post88 Officers

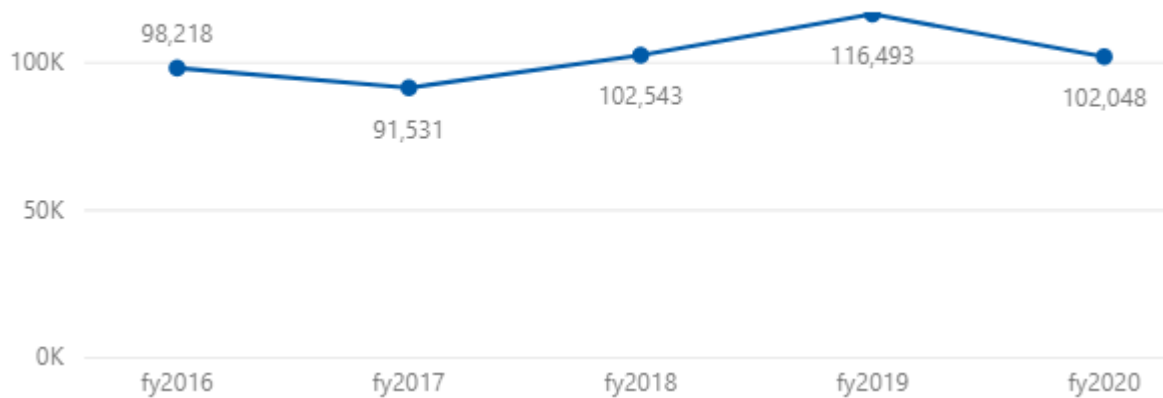


Source: SAP.HR incident; iCare HR claim payments, and WFS.HR claim, NSW Police Force

### Table 5 – Hours lost caused by physical assaults

Time loss caused by physical assault increased between 2017 and 2019 financial years, but decreased in 2020 financial year, and made up of 3% of the total time lost by Post88 officers during the last five financial years.

## Hours Lost Caused by Physical Assault - Post88 Officers



Source: SAP.HR incident; iCare HR claim payments, and WFS.HR claim, NSW Police Force

### Limitations:

1. Due to the structure of the incident reporting system, identifying assaults other than physical (e.g. struck by thrown object or shot by firearm) has been unable to be completed as thousands of injury notifications would need to be read individually.
2. Only Sworn officers of NSW Police Force are included in this report.
3. Due to data quality issues, the data matching between P902 data and Workers Compensation claims data cannot achieve a 100% result. Therefore, there could potentially be more claims, claims costs, and time loss associated with assaults on police, than what has been included in this report.
4. Workers compensation claims data only applies to Post88 officers. Therefore, the actual number and costs of physical assault injuries can be higher when considering Pre88 officers as well.