

## **INQUIRY INTO YOUNG DRIVER SAFETY AND EDUCATION PROGRAMS**

**Organisation:** Tamworth Regional Council  
**Name:** Mr Glenn Inglis  
**Position:** General Manager  
**Date Received:** 14/11/2007

---

Committee Manager – Staysafe  
Parliament House  
Macquarie Street  
SYDNEY NSW 2000



Dear Manager

**Parliament of NSW – Staysafe Committee – Young Driver Education**

Ref: SF247

Tamworth Regional Council has been requested by the Parliamentary Joint Standing Committee on Road Safety (Staysafe) to provide a submission on young driver safety education programs.

It is understood that the Committee will inquire into and report on the factors involved in young driver road traffic accidents and fatalities. Particular reference will focus on the efficacy of programs and the potential for development and expansion of these programs, subject to proper evaluation.

Attached for your reference is a report containing information about the Tamworth Young Driver's Expo implemented by Council on an annual basis. This report was compiled by Tamworth Regional Council's Road Safety Officer, Mrs Karina Errington.

For further information regarding the Tamworth Young Driver's Expo, please contact Karina Errington on (02) 6767 5495.

Yours faithfully

Glenn Inglis  
**General Manager**

7 November 2007

All correspondence should be addressed to the General Manager:

Telephone: 6767 5555

PO Box 555 (DX 6125)

[trc@tamworth.nsw.gov.au](mailto:trc@tamworth.nsw.gov.au)

Facsimile: 6767 5499

Tamworth NSW 2340


[www.tamworth.nsw.gov.au](http://www.tamworth.nsw.gov.au)



# Young Drivers Expo

**Tamworth Regional Council**

**2007**



**Sponsored by**  
**Tamworth City**  
**Toyota**  
**ANZ**  
**NRMA Insurance**

*This document has been  
authorised by the Tamworth  
Regional Council General Manager.*

*Author:*  
*K Errington*  
*Karina Errington*

# Table of Contents

<b>Background</b> .....	1
<b>Target Group</b> .....	1
<b>Objectives</b> .....	1
<b>Young Driver's Expo Program</b> .....	2
<b>Young Drivers Expo Agenda</b> .....	2
<b>Session 1 - Simulated Crash Scenario</b> .....	2
<b>Session 2 - Rotating Workshops</b> .....	3
Insurance .....	3
Safer Vehicles .....	3
Heavy Vehicle .....	3
Drugs and Alcohol .....	3
Causes of Collisions.....	3
Brain Injury.....	3
<b>Session 3 - Critical Curve Speeds and Stopping Distance Demonstrations</b> .....	3
Critical Curve Speeds .....	3
Stopping Distance .....	3
<b>Session 4 - Court Scenario</b> .....	3
<b>Future Planning, Development and Evaluation</b> .....	4
<b>2007 Process Evaluation Results</b> .....	5
<b>Student Evaluation</b> .....	5
Crash Scenario .....	6
Brain Injury.....	6
NRMA Insurance .....	7
Drug and Alcohol .....	7
Safer Vehicle .....	8
Heavy Vehicle .....	8
Cause of Collisions.....	9
Stopping Distance .....	9
Court Room Scene.....	10
Prior Knowledge .....	11
Knowledge Learnt At Expo.....	11
<b>Teacher Evaluation</b> .....	12
Crash Scenario .....	12
Brain Injury.....	12
NRMA Insurance .....	12
Drugs & Alcohol .....	13
Safer Vehicles .....	13
Heavy Vehicle .....	14
Causes of Collisions.....	14
Critical Curve Speed and Stopping Distance Demonstrations.....	15
Court Room Scene.....	15
Overall General Comments .....	15
<b>Budget - Estimate</b> .....	16
<b>Sponsorship Funding</b> .....	16
<b>Recommendations</b> .....	16
<b>Media Releases</b> .....	17
<b>Appendixes</b> .....	18
Appendix No.1 – Student Evaluation Sheet .....	18
Appendix No.2 – Teacher Evaluation Sheet.....	20
Appendix No.3 – Timetable .....	21
Appendix No.4 – School Attendance Schedule .....	22

## **Background**

In 1997, the Tamworth Young Driver's Expo was developed from a need to address the alarming rise in casualty and fatality statistics involving young drivers between the ages 16 – 25 years in New South Wales and the Northern Region. The most practical way to address the issue was at a local community level, utilising where possible local resources.

The Tamworth Young Drivers Expo was an initiative between the NSW Police Service, NSW Ambulance Service, Department of Education and Training, Hunter New England Area Health, Roads and Traffic Authority and Tamworth Regional Council and provided these key stakeholders with the opportunity to reach the target group. Detailed discussions brought to light issues and areas where young people had insufficient opportunity to receive information which could assist them in making informed decisions about safe driving, drugs, alcohol and risk taking behaviours.

In 1998, the Tamworth Young Driver's Expo was held over a two day period, with only Tamworth schools attending and was the first of its kind in Northern NSW. Over the last eleven years, the Expo has evolved into a three day event, involving approximately 600 students annually from Tamworth and the surrounding region. The program is well supported by the schools and local community.

## **Target Group**

The Young Drivers Expo is aimed at Year 11 students aged between 16 and 17 year age. These students are in the process of either getting their Learner or Provisional Licences and are at a maturity level where understanding and influence is at its greatest. Students attend from Barraba, Gunnedah, Manilla, Quirindi and Tamworth high schools.

## **Objectives**

- 1** To provide timely information for learner and provisional drivers on the issues of speed, drugs, drink driving, fatigue, insurance costs associated with motor vehicles, maintaining a safe vehicle, heavy vehicles awareness and possible outcomes of having a crash such as a brain injury.
- 2** To improve young driver's awareness and perception of the risks and responsibilities associated with being a driver/passenger of a motor vehicle.
- 3** To increase awareness and knowledge of the effects of alcohol and drugs on driving and the associated impact in the area of health, financial and social costs.
- 4** To encourage young people to plan ahead and look after their friends when socialising to minimise 'risky' choices.
- 5** To promote better communication between parents and young drivers and an appreciation of both parental and young driver expectations during the 'learn to drive' period.
- 6** To enhance road safety and drug education being taught in schools, mainly in the Personal Development, Health and Physical Education (PDHPE) curriculum area.

## **Young Driver's Expo Program**

The Tamworth Young Driver's Expo program provides the framework for a coordinated approach from key stakeholders aimed at minimising the harms associated with alcohol, drugs, driving and other potentially risky behaviours. As previously stated, the Expo is targeted at Year 11 Students and as such the framework is consistent with the strategies outlined in the PDHPE Curriculum for senior high school students and is designed to reinforce Stage 5 learning outcomes and enhance Stage 6 learning outcomes.

The program has been running for eleven years and has involved a range of strategies including support for the senior PDHPE curriculum and the compulsory DET Year 11 Crossroads Course, professional development for teachers and allied health professionals and incidental information transfer to parents and community members via attending students, teachers and presenters.

The Tamworth Young Driver's Expo has been held at the Tamworth Regional Entertainment Centre (TREC) for the past seven years and is an excellent venue to conduct such an event. Given the location and size of the venue, it enables the Expo to conduct a variety of smaller group workshops or provide demonstrations to a large number of students at once.

## **Young Drivers Expo Agenda**

As there are restrictions on time due to travelling requirements for some of the regional schools, the Expo is kept to a tight schedule all day. There is a lot of content to cover in the time provided. Schools are asked to arrive between 9:10 – 9:20 am for commencement at 9:30am. The last workshop/demonstration is scheduled to finish at around 2:30pm, again allowing time for the regional schools to travel.

The Tamworth Young Drivers Expo commences each day with all students seated together. Everyone is welcomed to the Expo and the objectives of the Expo are outlined. The following agenda of events are then covered:-

### **Session 1 A Simulated Crash Scenario – Demonstration to all students**

The crash scenario is a re-enactment of a typical young driver crash in the Tamworth area, based around a party and a group of young people in a motor vehicle. It is designed to show students what to do if they are the first to arrive at the scene of a motor vehicle crash.

Student participation in this re-enactment and the involvement of the emergency services gives realism to the scene and holds student interest, whilst providing very valuable information.

The driver involved in the single vehicle crash is breath tested at the scene and returns a positive reading and is escorted back to the Police Station for a proper breath analysis.

## **Session 2 Rotating Workshops – Students Broken up into Smaller Groups**

A series of rotating workshops are conducted involving groups of approx. 60 students and covers issues including:-

**Insurance** - This workshop covers issues that students don't tend to think about, and ranges from insurance of vehicles to making a claim and other associated costs to do with vehicles. This workshop is conducted by the local NRMA Insurance office staff.

**Safer Vehicles** - This workshop stresses the importance of good maintenance and up-keep of a vehicle, together with the importance of correctly adjusted seatbelts and the impact of loose articles in a crash.

**Heavy Vehicle** - This workshop looks at sharing the road with heavy vehicles and understanding blind spots and what "do not overtake turning vehicle" really means.

**Drugs and Alcohol** – This workshop offers a practical demonstration with the use of the fatal vision goggles. Students get to see first hand the effects of alcohol on a person at varying levels. This workshop also covers information on drugs and alcohol, standard drinks and their respective levels and effects.

**Causes of Collisions** - This workshop, presented by the local Crash Scene Investigator focuses on the leading causes of collisions for young drivers, many resulting from speed and driver distraction.

**Brain Injury** - This workshop is one of the highest rating workshops and is conducted by the Hunter New England Area Health – Brain Injury Unit and discusses what the term brain injury means. There is also a part of the workshop entitled "**Living with Brain Injury**" which involves personal stories from of a number of Hunter New England Area Health Service clients. These individuals very generously share their own personal story about their crash, life before the crash and how their lives have changed as a result of the crash. This workshop really brings home to the students what the consequences of their actions could mean.

## **Session 3 Critical Curve Speeds and Stopping Distance Demonstrations – Demonstrated to all Students at Once**

**Critical Curve Speeds** - The critical curve demonstration shows the difference between taking a corner at a safe speed and when travelling too fast. Often inexperience results in young people taking a corner too quickly and they find the car travelling off the side of the road.

**Stopping Distance** - This exercise aims to clearly demonstrate to students the impact of speed on stopping distances under both dry and wet conditions and is conducted at a variety of speeds. The importance of well maintained tyres with good tread is also demonstrated and is compared against a set of balding tyres showing the subsequent impact on stopping distance.

## **Session 4 Court Scenario - Demonstrated to all Students at Once**

A local Solicitor, acting as the Magistrate, determines the verdict and sentence for the driver from the crash scenario which started the day. The objective is to bring home the very real and often life altering consequences of the effects of drink driving and peer pressure and what one poor decision can mean in terms of future career options and life choices.

*Note – Video footage from the 2007 Expo was made into a DVD.*



## Future Planning, Development and Evaluation

Planning for the Tamworth Young Driver's Expo commences early each year. In March, schools should be notified of the Expo dates to record in their school calendar. This is also the time to have the schools nominate student representatives from Year 11 to assist the organising committee in the day to day Expo agenda, to become aware of what the Expo is trying to achieve and to provide a connective link with their school and the target audience. There should be at least 6 students from a range of high schools. This year seven students were involved collectively from Tamworth High School, Calrossy Anglican College and McCarthy Catholic College.

The organising committee meets two to three times over the months leading up to the Expo to determine the strategies and resources required to make the Expo run as smoothly as possible. As the dates draw closer, an onsite meeting is held to discuss last minute layout, resource availability and delivery details.

At the conclusion of the Expo, a debrief meeting is held to discuss and review the Expo and to assess the evaluation forms completed by teachers and students to assist the committee in developing and refining the program if necessary. A 10 minute evaluation period is allocated at the end of each day where students complete the evaluation form. Prizes were donated by various local businesses and used as incentives for students to complete the evaluation forms.

It is difficult to measure the effectiveness of the Expo in reducing the crash rate for young drivers. This is due to the multi faceted approach to young driver education delivered from various levels of government and the private sector. The committee views the Expo as a vital program that contributes to the overall approach to young driver education.

Anecdotal evidence from the Tamworth Emergency Services organisations suggests that the Expo is having a positive impact on young people and crash rates. They comment that they are attending fewer crashes involving young drivers, with a significant difference noticed around the completion of the HSC and Christmas school holiday period in the Tamworth area.

Over the eleven years, the Expo has gained recognition as a worthwhile and successful road safety program targeting young drivers. Other regions have approach the committee seeking permission to replicate the program in other parts of NSW and the committee has been supportive in providing advice and assistance. Similar Young Driver's Expo models have been implemented by the PCYC and NRMA Insurance at Coffs Harbour in 2006 and by the NRMA Motoring Services in Sydney. The ANZ is currently investigating the potential for implementing the program in Muswellbrook.

## 2007 Process Evaluation Results

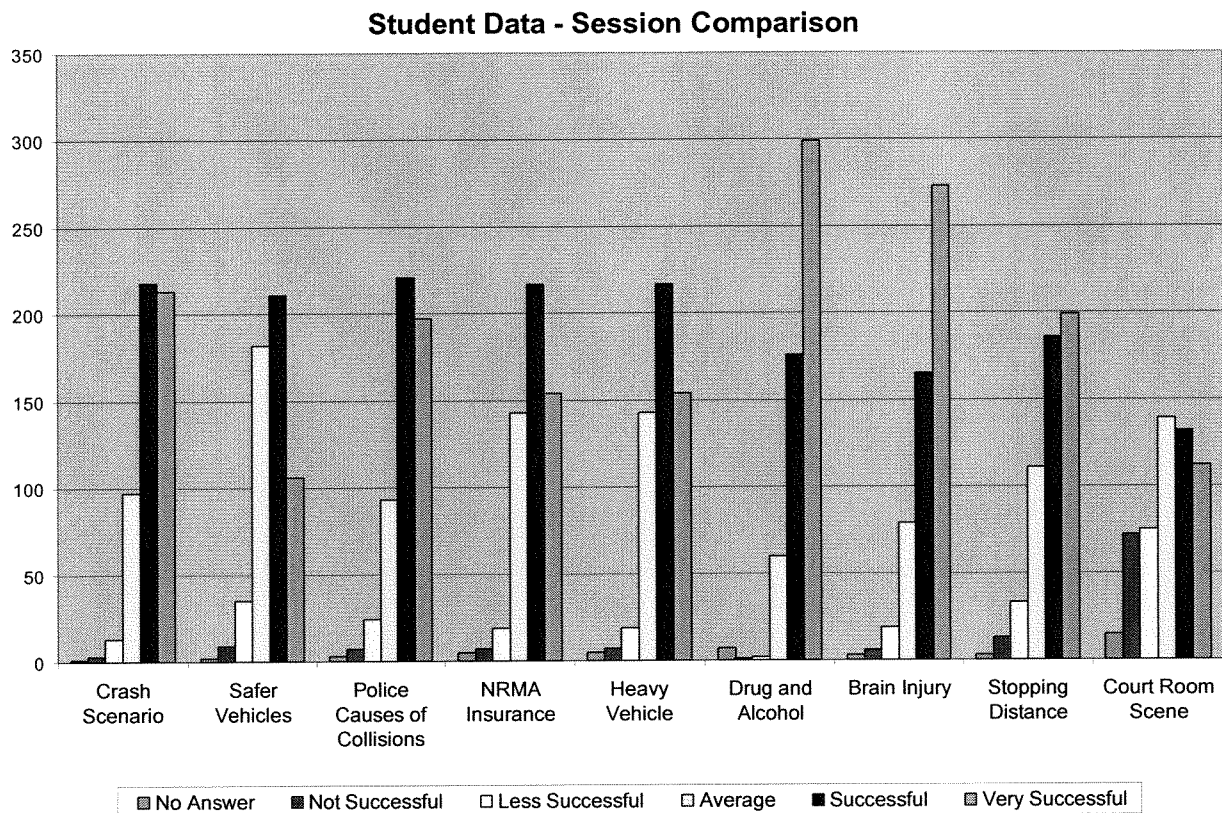
Statistical information on the 2007 Tamworth Young Driver's Expo was gathered from evaluation forms completed by students and teachers who attended the Expo. This is used to make comparisons between each year.

The 2007 Tamworth Young Driver's Expo was held in Week 7 of Term 3 (Tuesday 28 August – Thursday 30 August 2007). The venue had not been double booked this year which eliminated the complications that occurred in 2004.

This year 545 student evaluations were completed. With any evaluation process there is usually between a 5 – 10% rate of failure to complete and return the forms. The number of evaluation forms completed was down as Barraba Central Schools left before the evaluation session had started due to travel commitments. A minimal number of forms were completed by students from Manilla Central School for the same reason.

### Student Evaluation

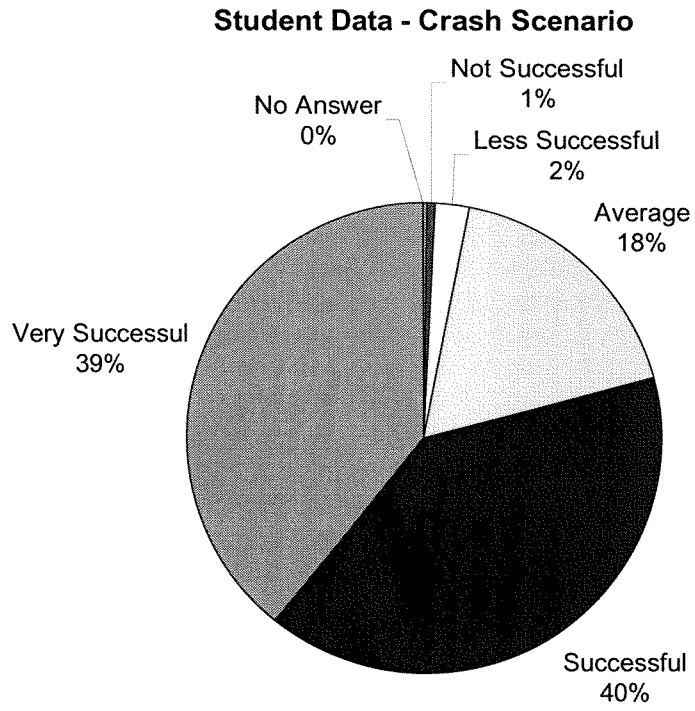
Students were asked to rate each session from 1 to 5 (1 being not successful and 5 being very successful) and the following graph represents a comparison between each session.



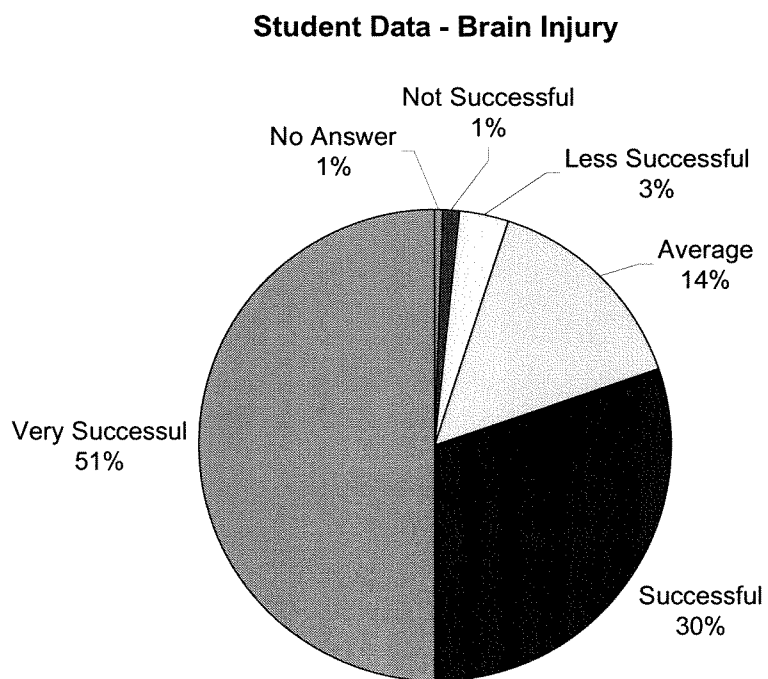
Overall, from the completed evaluation forms, each session was well received. Students were also asked to write two suggestions on ways to improve the Expo. Many comments related to having more "hands on/interactive" components in the workshops. This is an issue that should be considered by each workshop as to what can be done to make their workshop more interactive for the students.

The following charts are a break down of each individual workshop.

## Crash Scenario

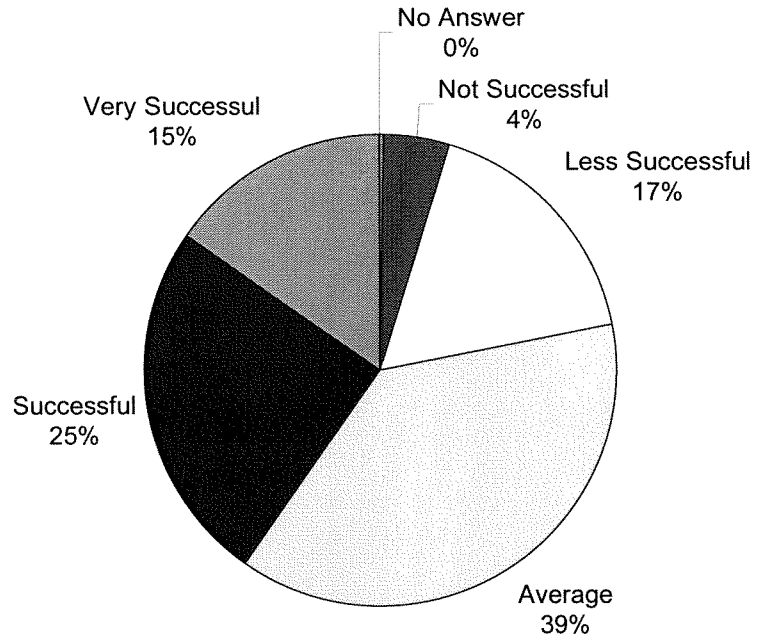


## Brain Injury



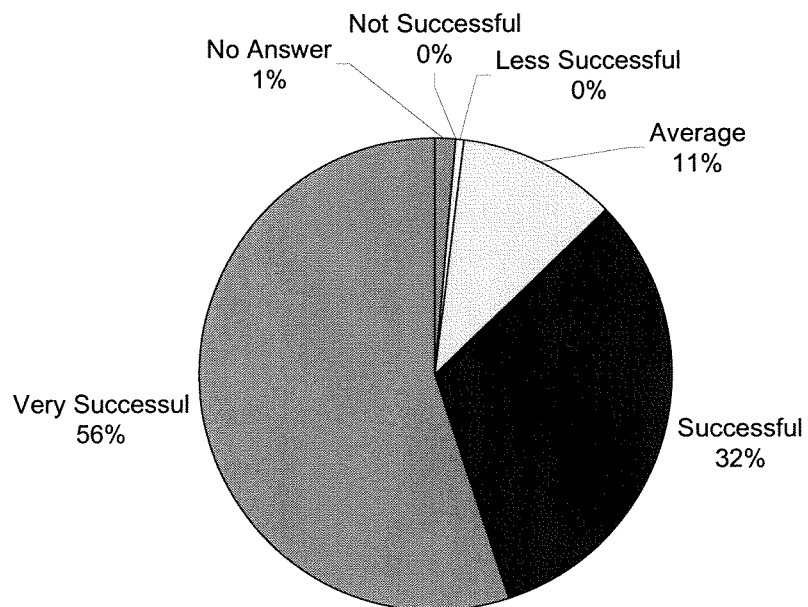
## NRMA Insurance

### Student Data - NRMA Insurance



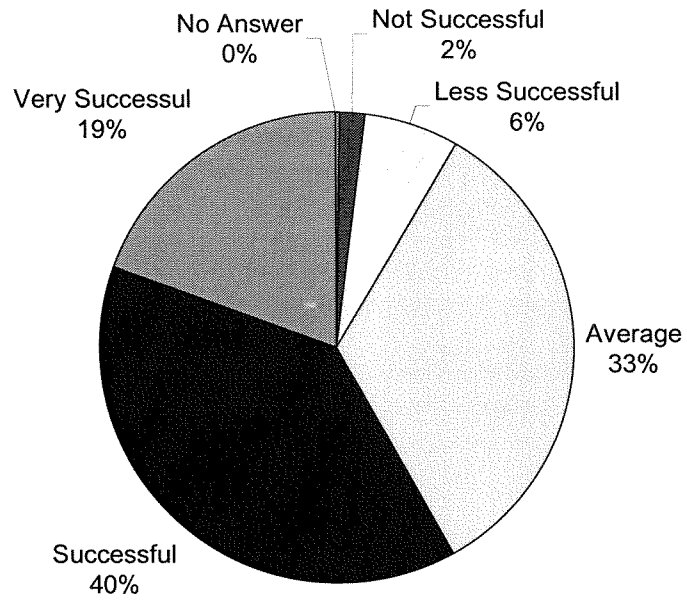
## Drug and Alcohol

### Student Data - Drug and Alcohol



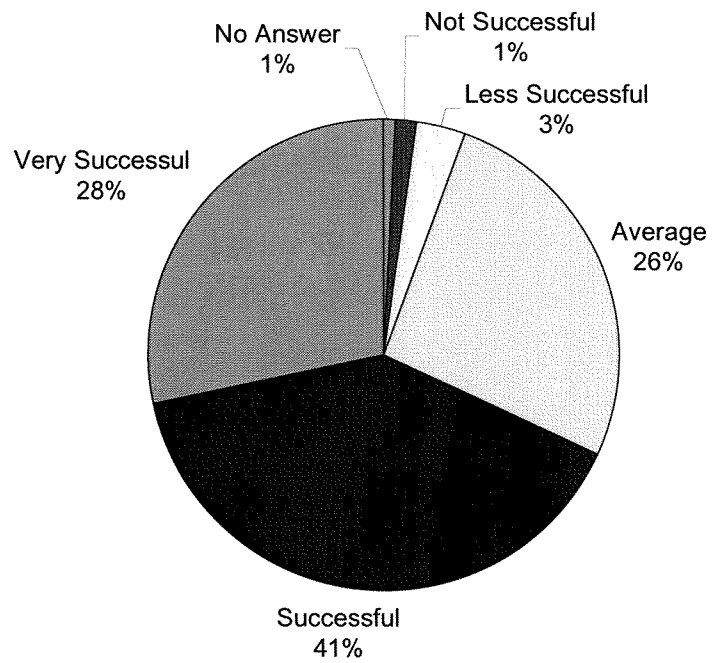
## Safer Vehicle

### Student Data - Safer Vehicles



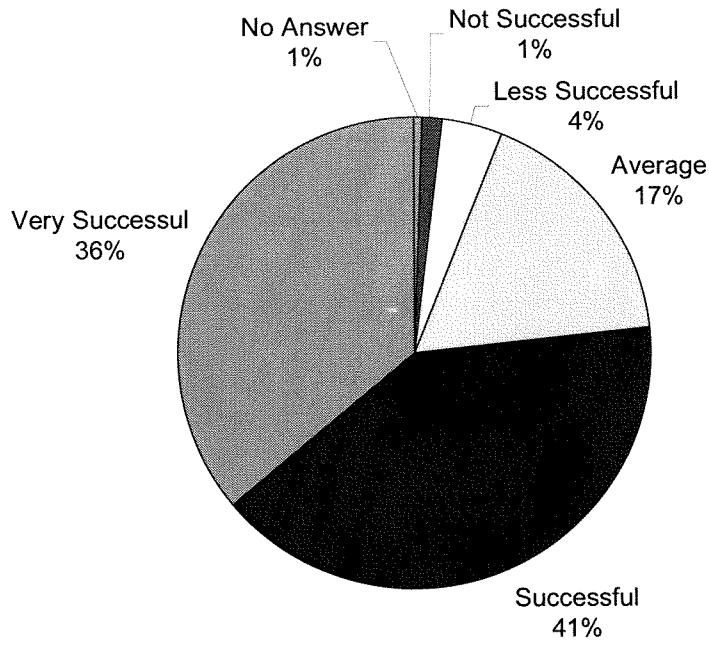
## Heavy Vehicle

### Student Data - Heavy Vehicle



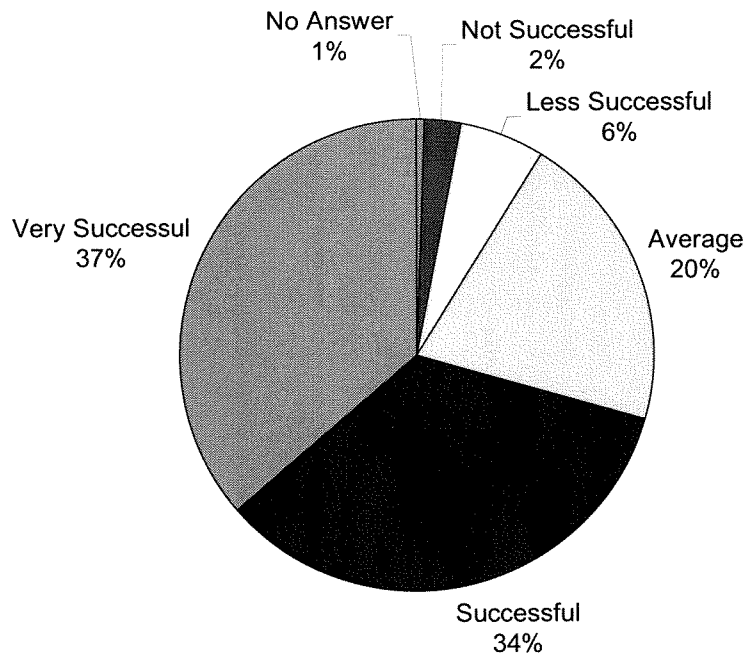
## Cause of Collisions

### Student Data - Police Causes of Collisions



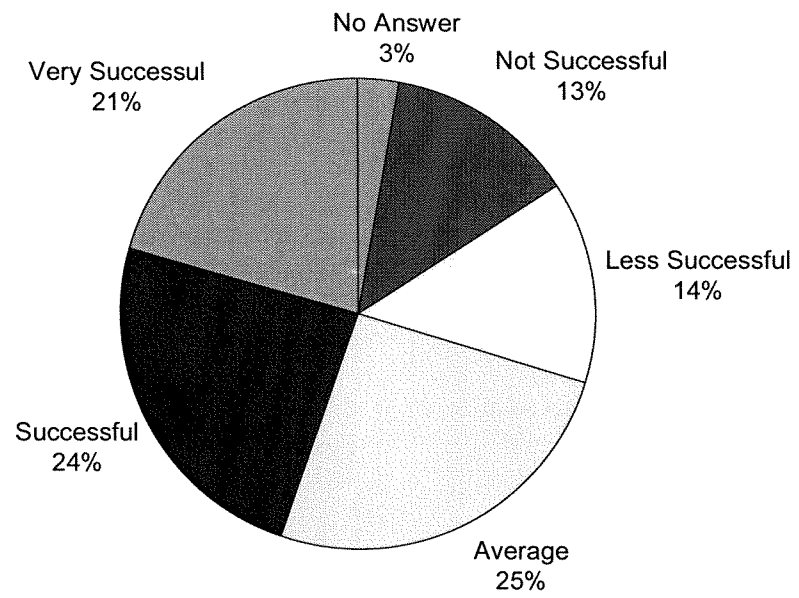
## Stopping Distance

### Student Data - Stopping Distance



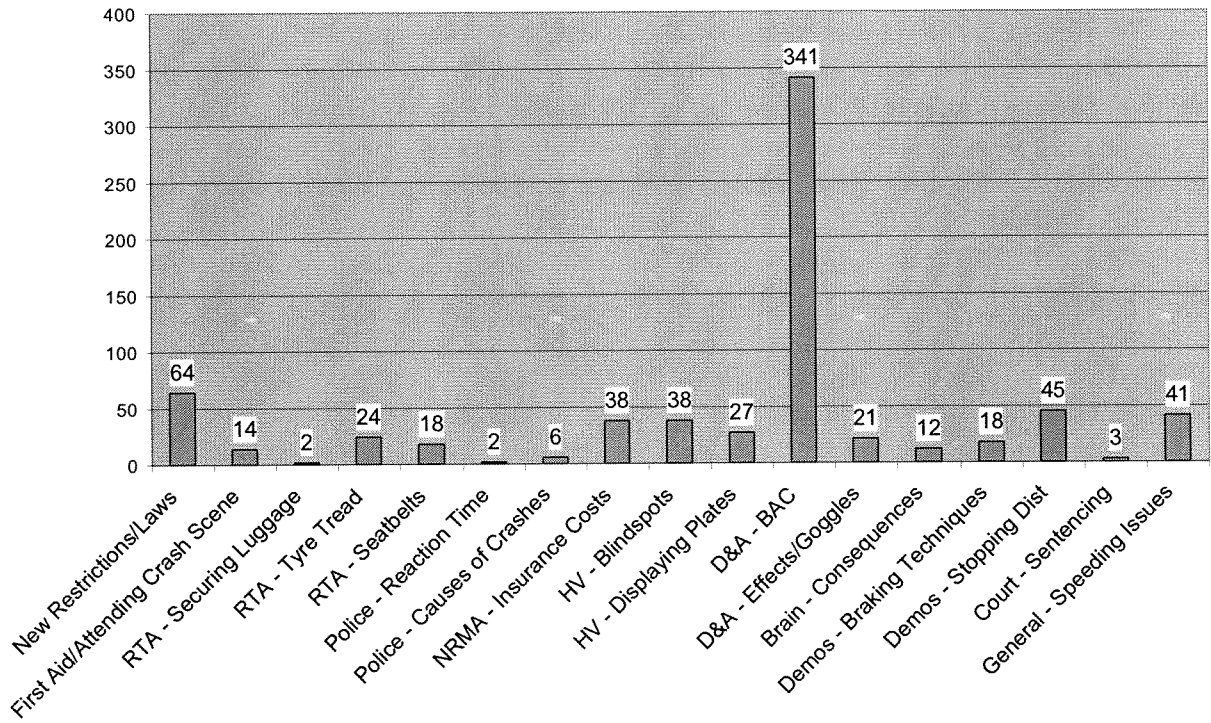
# Court Room Scene

## Student Data - Court Room Scene



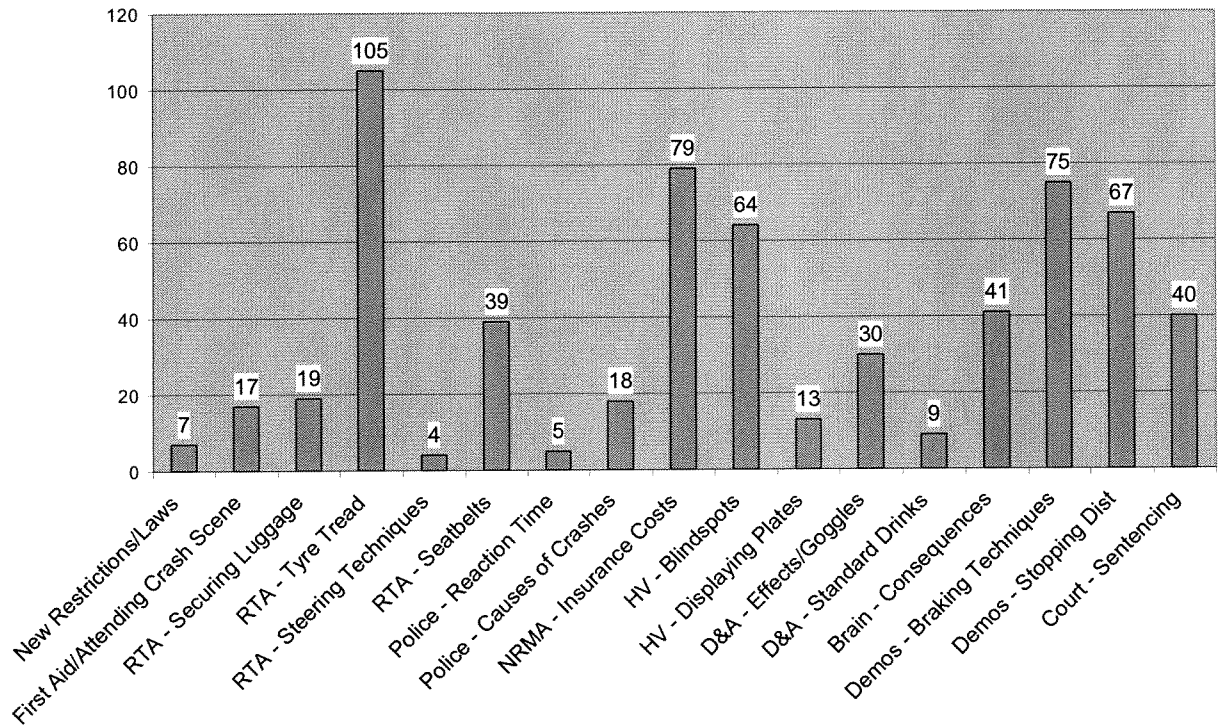
# Prior Knowledge

## Student Data - Prior Knowledge



# Knowledge Learnt At Expo

## Student Data - Knowledge Learnt At Expo





## Teacher Evaluation

There were 18 teachers that completed the teacher evaluation forms and below are their comments.

### Crash Scenario

- ❖ Calrossy Fantastic, very realistic.
- ❖ Gunnedah High Very real life for age group of students.
- ❖ Gunnedah High Necessary.
- ❖ McCarthy Good opening.
- ❖ McCarthy Effective way to start.
- ❖ McCarthy Very good - would like to see smoke and odours.
- ❖ St Mary's Very good, suggest they take person in body bag away to emphasis the result.
  
- ❖ Tamworth High Good way to start.
- ❖ Tamworth High Excellent - huge impact.
- ❖ Tamworth High Well organised and carried out.
- ❖ Tamworth High High impact - good start.
- ❖ Unknown Provided a realistic representation of teenage driving situations.

### Brain Injury

- ❖ Calrossy Real life story confronting and adds greatly to presentation.
- ❖ Gunnedah High Jason was great in presenting his real life story.
- ❖ Gunnedah High Effective.
- ❖ McCarthy Presenter stood in front of screen.
- ❖ McCarthy Very good. Excellent.
- ❖ McCarthy Very good to see the real consequences.
- ❖ Unknown Sad, but true experiences. Very enlightening.
- ❖ Unknown Great. Good interaction.
- ❖ Peel High Very moving.
- ❖ St Mary's Very good, guest speaker brings home the message.
- ❖ Tamworth High Really good.
- ❖ Tamworth High Excellent. Engaged the students.
- ❖ Tamworth High Very good and informative.
- ❖ Tamworth High Huge impact.
- ❖ William Cowper Outstanding, very confronting.

### NRMA Insurance

- ❖ Calrossy Necessary info on costs of having a car.
- ❖ Gunnedah High Covered basis for L+P plate drivers.
- ❖ Gunnedah High Worthwhile.
- ❖ McCarthy Informative. Good.
- ❖ McCarthy Very relevant since students are starting to purchase vehicles.
- ❖ Unknown Beneficial for students - taught students to think of driving as a costly responsibility not a right.
  
- ❖ Unknown Very helpful.
- ❖ St Mary's Good.
- ❖ Tamworth High A little dry.
- ❖ Tamworth High Good. Students usually have very little knowledge.

## Drugs & Alcohol

- ❖ Calrossy Entertaining, students really enjoyed this.
- ❖ Gunnedah High Hands on practical, goggles were great. Needed more time in this session.
- ❖ Gunnedah High Quite popular.
- ❖ McCarthy Entertaining. Very good.
- ❖ McCarthy Students enjoyed.
- ❖ McCarthy Very good for students key information.
- ❖ Unknown A bit of serious fun - students liked the cups. Goggles were great.
- ❖ Unknown Excellent.
- ❖ Peel High Tom Klein was a great session for the group.
- ❖ St Mary's Excellent and surprising - all kids should have a chance with the glasses.
- ❖ St Mary's Excellent - explained situation with humour.
- ❖ Tamworth High Really good - practical and therefore engaged the students.
- ❖ Tamworth High The kids love this always. Good.
- ❖ Tamworth High Enjoyable and informative. Educational.

## Safer Vehicles

- ❖ Calrossy Essential info, girls particularly took a lot from this.
- ❖ Gunnedah High Good, demonstration suggestion - changing a flat tyre.
- ❖ Gunnedah High Good info.
- ❖ McCarthy Fine. Excellent. Good.
- ❖ McCarthy Interesting tips that students often think about.
- ❖ Unknown Brought students to attention to general maintenance of vehicles and basic driving skills.
- ❖ Unknown Very good.
- ❖ St Mary's Good. Informative.
- ❖ Tamworth High Really good safety info.
- ❖ Tamworth High Appropriate to students needs.
- ❖ Tamworth High High value.
- ❖ William Cowper Great, very confronting. Could have had more time for this.

## Heavy Vehicle

- ❖ Calrossy Very good presenter, informative.
- ❖ Gunnedah High Having student in truck, showing blind spots.
- ❖ Gunnedah High Worthwhile.
- ❖ McCarthy Well presented. Several excellent points.
- ❖ McCarthy Very good.
- ❖ McCarthy Very good. Presenter may need microphone he has some excellent tips.
- ❖ Unknown Great presenter. Made students become more aware of other drivers and vehicles on the road.
- ❖ Peel High Karl was excellent! The photos were great.
- ❖ St Mary's Excellent, the best for the day, maybe more kids could get in the truck to use mirror.
- ❖ St Mary's Down to earth.
- ❖ Tamworth High Good basic but necessary information.
- ❖ Tamworth High Good real example of vehicles and photos.
- ❖ Tamworth High Good, interesting.
- ❖ Tamworth High Important - drivers need to know blind spots.
- ❖ William Cowper Helpful.

## Causes of Collisions

- ❖ Calrossy Very confronting and realistic – valuable.
- ❖ Gunnedah High Very dramatic presentation. Showing a real life images – great.
- ❖ Gunnedah High Confronting - but necessary.
- ❖ McCarthy Excellent, dramatic.
- ❖ McCarthy Very good with local examples.
- ❖ Unknown Scary, but enlightening. This presentation gave a sense of realism, especially graphic photos + 000 calls.
- ❖ Unknown Very good, could be a bit longer.
- ❖ St Mary's Interesting - especially the video clip - draw their attention.
- ❖ St Mary's Excellent. Quite sobering.
- ❖ Tamworth High Excellent - to see actual accidents really hit home.
- ❖ Tamworth High Great - photos, calls, videos wow!! Very informative.
- ❖ Tamworth High Good content, maybe more student involvement.
- ❖ Tamworth High High impact.

## Critical Curve Speed and Stopping Distance Demonstrations

- ❖ Calrossy Great - although perhaps have in the morning section if weather very warm.
- ❖ Gunnedah High Real life situation.
- ❖ Gunnedah High Necessary.
- ❖ McCarthy Excellent, reality. Very good.
- ❖ McCarthy Great to see this for real not first on TV.
- ❖ Unknown Good practical simulations. Eye opening.
- ❖ Unknown An even faster demo would be great if possible.
- ❖ St Mary's May be first because it got hot and kids don't pay enough attention.
- ❖ St Mary's Illustrates the point.
- ❖ Tamworth High Excellent always good to show real life examples.
- ❖ Tamworth High Excellent demo. Very good.

## Court Room Scene

- ❖ Gunnedah High Ended the day with the reality of a crash.
- ❖ Gunnedah High Dramatic, good.
- ❖ McCarthy Ok.
- ❖ McCarthy Effective way to conclude.
- ❖ McCarthy Good. Perhaps more realism e.g. wigs, lawyers etc.
- ❖ Unknown Too quiet. A more realistic judge would be great.
- ❖ Peel High Good.
- ❖ St Mary's Excellent.
- ❖ St Mary's Some areas good, others corny. Play it by letter.
- ❖ Tamworth High Good.
- ❖ Tamworth High Very harsh so wonderful for the students to see.
- ❖ Tamworth High Students don't realise the consequences.
- ❖ Tamworth High This hits home for the students.

## Overall General Comments

- ❖ Calrossy No, fantastic and invaluable experience. All sections extremely relevant and very well presented. Keep realistic and confronting.
- ❖ Gunnedah High Role plays in groups on what to do when first on scene.
- ❖ Gunnedah High What about considering the content from the Rotary Young Driver Program that they present on the coast? Is it much different to this one?
- ❖ McCarthy Overall an extremely well constructed expo. A must see for all young drivers.
- ❖ McCarthy Excellent expo.
- ❖ Unknown Congratulations. Excellent day for all.
- ❖ Peel High Suggestion for the court room - dress the judge up in robes and have the offenders leave in handcuffs and get into a paddy wagon.
- ❖ St Mary's It was good. I hope they take some fads home.
- ❖ Tamworth High I really think it's brilliant in the format it is currently.
- ❖ Tamworth High Overall very well done - perhaps a longer break for students.
- ❖ Tamworth High Maybe start day earlier. Very good day.
- ❖ Tamworth High Perhaps consider expo for Yr 10 students instead. A lot leave school at the end of Yr 10 without this important expo.
- ❖ William Cowper A great day.

## Budget - Estimate

Costs associated with Tamworth Regional Entertainment Centre	2000
Sound equipment	1212
T-Shirts	457
Catering	1000
Catering Equipment	80
Curtain Equipment	100
Filming and Editing of Video Footage	1200
Projector Equipment	1000
Screen Printing for T-Shirts	360
Council workmen and equipment	800
Subsidised bus transport	1230
Printing of final report	20
Labourco	400
<b>TOTAL</b>	<b>\$ 9859</b>

*Note – Other costs are incurred following the Expo.*

## Sponsorship Funding

Tamworth City Toyota, ANZ and NRMA Insurance are acknowledged as the major sponsors for this year's program and each contributed \$3,500 in sponsorship funding, totalling \$10,500.

In kind sponsorship and support is immeasurable as all stakeholders contribute time, resources and operating expenses which are not factored into the total project costs.

There is potential for additional financial support from other sources. These will be investigated as it may allow for utilisation of additional resources at the Expo. Without this financial support, the Expo may not be possible.

## Recommendations

- The Tamworth Young Driver's Expo should be ongoing and continued to be supported by key stakeholders.
- Continue to foster positive partnerships between youth agencies and identify new opportunities to develop inter-sectoral youth programs.
- Evaluate the aims, objectives and strategies and outcomes of the Expo for future improvements, including possible timetable changes.

# Appendixes

## Appendix No.1 – Student Evaluation Sheet



# Young Driver's Expo Student Evaluation Sheet

Complete this evaluation and hand in before you leave today to go in the draw for a prize.

The Young Driver's Expo aims to provide information about Drinking, Drugs, Driving, Safe Vehicles and Risk Taking Behaviour.

How would you rate today's presentations (please circle).

	<b>Not Successful</b>	←————→			<b>Very Successful</b>
▪ Crash Scenario	1	2	3	4	5
▪ RTA Safer Vehicles Presentation	1	2	3	4	5
▪ Police Collision Causes Presentation	1	2	3	4	5
▪ NRMA Insurance Presentation	1	2	3	4	5
• Heavy Vehicles Presentation	1	2	3	4	5
• Drug & Alcohol Presentation	1	2	3	4	5
▪ Brain Injury Presentation	1	2	3	4	5
▪ Stopping Distance & Cornering Demonstrations	1	2	3	4	5
• Court Room Scene	1	2	3	4	5

## **Questions**

1. How many alcoholic drinks can an "L" or "P" plate driver consume if they intend to drive?  
\_\_\_\_\_
2. What minimum tread depth is required across the full width of a car tyre?  
\_\_\_\_\_
3. What articles inside a motor vehicle would cause serious injury in a crash?  
\_\_\_\_\_
4. Identify a risk of travelling behind or beside a heavy vehicle?  
\_\_\_\_\_
5. What is one (1) long term consequence of brain injury?  
\_\_\_\_\_
6. What is a pink slip?  
\_\_\_\_\_

## **Feedback**

Name two things you already knew from today?

1. \_\_\_\_\_
2. \_\_\_\_\_

Name two things you've learnt from today?

1. \_\_\_\_\_
2. \_\_\_\_\_

Your Comments - List 2 positive suggestions to help improve the Expo for next year.

1. \_\_\_\_\_
2. \_\_\_\_\_

**Name:** \_\_\_\_\_ **School:** \_\_\_\_\_



## Young Driver's Expo Teacher Evaluation Form

**Aim of the Expo:** To provide young people with appropriate skills, attitudes and knowledge required to make informed decisions around driving, drugs and alcohol use, risk taking behaviours and safe celebration activities.

When completing this evaluation, please consider the aim of the Expo. Comment on the presentations (ie appropriateness of content, style of presentation, general response from students).

Presentation/Display	Comment
<b>Crash Scenario</b>	
<b>RTA Safer Vehicles Presentation</b>	
<b>Police Collision Causes Presentation</b>	
<b>NRMA Insurance Presentation</b>	
<b>Heavy Vehicle Presentation</b>	
<b>Drug and Alcohol Presentation</b>	
<b>Brain Injury Presentation</b>	
<b>Stopping Distance and Cornering Demonstrations</b>	
<b>Court Room Scene</b>	

Could you make any suggestions on how to improve the overall Expo?

--

**Your Name:** \_\_\_\_\_ **School:** \_\_\_\_\_



**Appendix No.3 – Timetable**

<p><b>Welcome</b> 9.25 – 9.30am</p>	<p>All students in TREC auditorium – TREC CD played with site induction</p>				
<p><b>Crash Scenario</b> 9.30 – 10.15am</p>	<p>All students in TREC auditorium</p>				
<p><b>Rotating Workshops</b> 10.15am – 1.00pm (5 x 33min workshops) Students rotate through each workshop – refer to map over page. <b>NOTE</b> – No morning tea break scheduled.</p>	<p><b>Activity 1 -</b> Police - Collision Causes</p>	<p><b>Activity 2 -</b> RTA - Safer Vehicles</p>	<p><b>Activity 3 -</b> Heavy Vehicle and NRMA Insurance</p>	<p><b>Activity 4 -</b> Drug and Alcohol</p>	<p><b>Activity 5 –</b> Brain Injury</p>
<p><b>Lunch</b> 1.00-1.15pm</p>	<p>All students to Longyard Drive (or inside TREC if raining)</p>				
<p><b>Stopping Distance and Cornering Demonstration</b> 1.15 – 2.00pm</p>	<p>All students to Longyard Drive and then to compound area out the back of the TREC (or inside TREC if raining)</p>				
<p><b>Mock Trial</b> 2.00 – 2.20pm</p>	<p>All students in TREC auditorium</p>				
<p><b>Wrap Up and Evaluation</b> 2.20 – 2.30pm</p>	<p>All students in TREC auditorium</p>				

## Appendix No.4 – School Attendance Schedule

**Tuesday 28 August 2007**

<b>School attending</b>	<b>Number of students</b>
Oxley High School	180
Caryina High School	33
Farrer MAHS	106
<b>Total</b>	<b>319 students</b>

**Wednesday 29 August 2007**

<b>School attending</b>	<b>Number of students</b>
Barraba Central School	15
Manilla Central School	20
McCarthy Catholic College	128
Peel High School	45
MET	7
Tamworth High School	110
<b>Total</b>	<b>325 students</b>

**Thursday 30 August 2007**

<b>School attending</b>	<b>Number of students</b>
St Mary's College	41
Tamworth Anglican College - Calrossy and William Cowper	100
Gunnedah High School	95
Quirindi High School	37
<b>Total</b>	<b>273 students</b>