

Submission

No 53

INQUIRY INTO CHILDREN AND YOUNG PEOPLE 9-14 YEARS IN NSW

Organisation: Waverley Council
Name: Ms Kim Anson
Position: General Manager
Telephone: 02 9369 8000
Date Received: 5/05/2008

A06/1009

29 April 2008

The Committee Chair
Committee on Children and Young People
Parliament House
Macquarie Street
SYDNEY NSW 2000

Dear Ms Tebbutt,

Thank you for inviting Waverley Council to make a submission to The Parliamentary Joint Standing Committee on Children and Young People regarding the inquiry into Children and Young People from 9-14 years in New South Wales.

Waverley Council has recognised the importance of this age group in our planning and has been the auspice for two NSW Department of Community Services (DOCS) funded Better Futures projects in the Inner and Eastern Sydney sub region. The first project developed the Inner and Eastern Sydney (I&ES) Better Futures Pre-Teens Research Project Report (attachment 1). This report was approved by the South East Sydney Senior Officers Group in May 2006. Several pilot projects in the sub region based on some of the findings from the report were developed in 2006. The second funded project, Supporting Young People's Connection to Activities 9-13, began in November 2006 and is due to finish in November 2008.

In this submission, Waverley Local Government Area (LGA) will be the primary focus, but there is also information from the Inner and Eastern Sydney LGAs of Botany Bay, City of Sydney, Randwick and Woollahra.

Waverley Council supports youth services in the LGA though funding support, facility provision and management support. Community OOSH (Out of School Hours) services receive small grant and management support. Waverley Council also provides some funding and organisational support (with DOCS funding as well) for Youth Week activities. There are also holiday programs offered to the 9-14 age group as outlined in point 3 below.

1. The needs of children and young people in middle years.

Some of the key themes highlighted in the I&ES Better Futures Pre-Teens Research Project Report included:

- Funding for OOSHs.
Most OOSH services operate on a tight budget with parent fees and CCB (Child Care Benefit) offered by the Commonwealth. Vacation Care programs in existence since the 1980s receive some DOCS funding support, and Waverley Council offers small community grants to community based OOSH services in the LGA to improve their viability.
- Need for Integrated Planning at local government and interagency level for 9-13s.
- Lack of suitable programs for 9-13, after school or during holiday periods in particular.
- Lack of information on programs for 9-13 year olds.

- Inappropriate programming in OOSH services for 9+ age group.
Child care focus versus interesting/appropriate older children's activities.
- Training, recruitment and retention of staff working with 9-13s.
General lack of experience in planning and running 9-13 activities, both in OOSH and youth services. Retention of good staff over several years often correlates directly with keeping/attracting older children in OOSH services.
- Resources for older children in OOSH.
Services find 9+ children more expensive to program for and with limited staff and low 9+ numbers in many OOSH services, it is often not viable.
- Older 9+ children's space needs.
In particular their own space in OOSHs away from younger children.
- Lack of transport options from school to afternoon activities, as well as transport to night or weekend activities.
- Affordability of 9-13 activities in many areas and for many families.
- Lack of parental involvement in sporting and other pursuits due to lack of time and/or money.
- Poor access to sports fields due to competing pressure from a range of sport codes and activities.

Other issues identified in the Waverley LGA include:

- The number of children in the 9-14 age group observed unsupervised by outreach services on Friday and Saturday nights. Waverley Council funds the Bondi Outreach Project which provides outreach in the Eastern Suburbs on Friday nights until around 4am. The number of under 15s male and females found in risky situations, including alcohol affected groups, is a great concern.

2. The extent to which the needs of children and young people in the middle years vary according to age, gender and level of disadvantage.

The I&ES Better Futures Pre-teens Research Report addressed specific areas of disadvantage in Inner and Eastern Sydney, whether economic, lack of transport or suitable activities, capacity of OOSH or youth services to effectively work with the 9-13 age group and varying needs of children in their middle years. Some of the findings included:

- Surveys of the children in this age group found that there was a strong desire for integrated and non gender specific activities. There were occasional situations when gender specific programs were desired (ie father son activities, domestic violence intervention programs and some gender specific activities such as 'Centipede' with Girlzone in Glebe).
- Affordability of activities and OOSH were issues in specific areas such as the South Maroubra/La Perouse areas of Randwick and Redfern/South Sydney where parents were much less likely to enrol children in fee for service OOSH or other activities, even with CCB support. Both areas have non CCB registered OOSH programs that have no fees attached, to partially address the problem (Kool Kids in La Perouse, SMOP Tweenies and some City of Sydney OOSH programs).
- OOSH services report that children most often drop out after age 8, due mostly to children finding 'child care' not stimulating enough for them and that older children not wanting to attend often create behaviour issues for staff. The second reason was parent concern about affordability of OOSH, compared with allowing their 9+ children to go home on their own.

- Inclusion support for children with special needs exists in several OOSH services in Inner and Eastern Sydney, but many services are finding it expensive for their service. Even if funded through FaHSCIA, they are only reimbursed partially for their extra staffing expenses and then retrospectively. Subsidies provided to OOSH do not meet the real costs of care for children with special needs, limiting some centres willingness or ability to take on children with special needs.

3. The activities, services and support which provide opportunities for children and young people in the middle years to develop resilience.

Since the Inner & Eastern Sydney Better Futures Pre-Teen Research Report has been adopted, many initiatives in the sub region have begun to be addressed including:

- Planning and reporting on 9-13 year olds is an established agenda item with the following interagencies: Eastern Sydney Youth Services Network (ESYSN), Eastern Sydney OOSH Coordinators Forum, City of Sydney Youth Interagency and Woollahra Youth Issues Forum.
- A protocol has been adopted by the I&ES Better Futures Working Party titled "Supporting Young People's Connections to Activities Project Referral and Partnership Protocol" (Attachment 2)
- Four 9-13s staff training sessions have been organised by Network of Community Activities in cooperation with Better Futures and City of Sydney Children and Youth workers. 100 OOSH and youth workers have attended the four half day workshops. Bus license training is also offered to increase capacity for transporting 9-14s, but to date only one worker has been successful in procuring their LR license. The cost of driver training and testing is around \$700, not including the worker's time.
- Active After School Communities (AASC) operates in 34 primary schools and OOSHs in I&ES, many with older age specific sport programming. Anecdotally, OOSH services with older children specific AASC programs have been keeping more 9+ children on their rolls.
- Several primary schools have developed their own after school programs for a fee (often started by P&C Committees) with specific older children's activities such as dance, language, chess, sailing and other one day a week activities on the school grounds. Schools running after school activities (other than OOSH or AASC) include: Erskineville PS, Double Bay PS, Randwick PS, Woollahra PS, Maroubra Junction PS, Coogee PS, Bondi Beach PS, Bellevue Hill PS and Waverley PS.
- Several 'Transition Programs', mostly dealing with transition from OOSH/Children's programs into youth programs, have been started in the sub region. There is a WAYS/OOSH program where 9+ children from Clovelly, Bronte and Bondi Beach OOSH are taken in Waverley Council's 20 seater bus to WAYS Youth Centre for activities and excursions every Tuesday during term. In Maroubra, the Shack operates the South Maroubra Outreach Program (SMOP) Tweenies program on Wednesday afternoons for 8+ children from the Lexington Place Housing Estate, Maroubra Junction OOSH, Currawong OOSH and Kool Kids from La Perouse all being bussed to the youth centre. All City of Sydney run children and youth programs now have transition programs in place or planned in 2008. (Attachment 3 OOSH Transition Programs).
- Waverley Council now runs more age specific holiday programs, where previously most holiday programs were advertised as for 5-12 year olds. Sometimes ages are advertised as 7-12 or 10-14 or 9-13, but the

programming is specifically aimed at meeting the needs of middle children. Activities have included: Surfing workshops, drama, hip hop dancing, acrobatics, cartooning, CSIRO Science Workshops, reading groups, environmental craft and capoeira to name a few. Randwick and Woollahra Councils have also begun to run some age specific holiday programs for middle children.

- An Eastern Sydney Sport and Leisure Directory for 9-13 year olds is on Waverley Council's website (attachment 4) and has been printed for distribution to schools, libraries, OOSHs, youth services and other appropriate outlets. A City of Sydney 9-13 directory is planned for later in 2008.
- In 2007 NSW DOCS South Eastern Sydney office sent a letter to Community Services Grants Program (CSGP) funded youth services in I&ES supporting the servicing of under 12s in appropriate programs. Most funding agreements clearly state the ages that services are to work with, which is usually from either 11 or 12 years old. This has provided the opportunity for youth services to run various programs for younger children, but without direct CSGP funding.
- Various mentoring programs for smoother transition through middle years have been developed. One excellent program at Millers Point Youth Service had Lend Lease workers teamed with year 6 primary school students soon going to Sydney Secondary College to assist with their transition to high school. Another developed at Pagewood OOSH, run by Botany Bay Council, has high school students, who were former OOSH participants, return to the service on set days to assist staff with running activities. They also are given encouragement to talk of their high school experience with the older OOSH children. AASC are working with Better Futures and two high schools to have their supervisor training occur in one of their schools for appropriate students over 16 in 2008.
- In every program of the Better Futures funded project, participants are actively involved in planning and evaluating the activities they are taking part in. Evaluations have been critical in planning and delivery of programs to the 9-13 year age group.

All these projects have had at least some involvement with the NSW Better Futures funded Supporting Young People's Connection to Activities (9-13) project in I&ES. As funding for the project ends in late 2008 and there is no further NSW Better Futures funding for the project planned, it is not clear how many of the initiatives will be able to continue beyond the end of the year.

4. The extent to which changing workplace practices have impacted on children and young people in middle years, including possible changes to workplace practices which have the potential to benefit children and young people in the middle years.

Flexibility in the workplace is one of the most important factors for parents who work for Waverley Council and other employers in the sub region. Many parents of OOSH children say they send them to OOSH for care, not necessarily for the quality of care, especially for older/middle childhood children.

5. Any other matter considered relevant to the inquiry.

There are some general issues of concern not raised previously in this submission which include truancy and school retention for 9-14 year olds, positive parenting and parental responsibility training and binge drinking in the age group.

Waverley Council would like to thank the Committee for the opportunity to submit a response to the Inquiry. It is imperative that the NSW Government continue to fund and provide localised funding and support for the 9-14 age group in order that positive steps taken in Inner & Eastern Sydney can continue.

If you have any questions regarding our submission, please contact Maree Girdler, Divisional Manager Investment Strategy Group at Waverley Council on (02) 93867761 or mareeg@waverley.nsw.gov.au or John Gilbert, Better Futures Project Officer on (02) 9386 7921 or johngi@waverley.nsw.gov.au

Yours Sincerely

A handwritten signature in black ink, appearing to read 'Kim Anson', written in a cursive style.

Kim Anson
General Manager – Waverley Council



Aboriginal
Child, Youth
and Family
Strategy



Proud communities
Strong families

To whom it may concern,

Families First, Better Futures and the Aboriginal Child, Youth and Family Strategy are the NSW Government's prevention and early intervention strategies for improving outcomes for children, young people, families and communities. Their frameworks are based on the establishment of networks of services and strategies that have demonstrated significant positive impacts on children, young people and families.

Planning for *Families First, Better Futures and the Aboriginal Child, Youth and Family Strategy* in the South East Sydney area commenced late in 2002. The South East Sydney *Families First* Strategic Directions 2003 – 2006 and *Better Futures* Regional Plan 2003 - 2006 identified a range of intended outcomes for children and young people including ensuring that families have improved access to a range of support services at the time they need that support.

As a major strategy of the early implementation of these plans, the South East Sydney Senior Officers Group commissioned a series of consultation processes with families, the community and service providers.

Please find attached a copy of the Better Futures Pre-teens Research Report, a report developed at the request of South East Sydney Senior Officers Group and auspiced by Waverley Council.


The document contributes to the information being considered by the Senior Officers Group in planning for the implementation of *Families First, Better Futures and the Aboriginal Child, Youth and Family Strategy* in the South East Sydney area. It will be used as a source document along with other data and source material when determining priorities for planning in the South East Sydney area.

Please note, the document has been completed by an independent agency and as such the views are not representative of the South East Sydney Senior Officers Group.

Yours sincerely

Phil Lambert

(Dr) Phil Lambert
Chair
South East Sydney Senior Officers Group
May 2006



BETTER FUTURES INNER AND EASTERN SYDNEY

PRE-TEENS RESEACH REPORT

Prepared by Maggie Brown, September 2005

Endorsed by Senior Officers Group, March 2006

Acknowledgment and thanks

To all participants who contributed to this report including children, OSHC services, youth workers and local government staff across all areas of inner and eastern Sydney.

To the project reference group for their ongoing support and advice and to TAFE student Chana Eisman for her valuable contribution to data collection.

To the *Better Futures* Inner and Eastern Sydney Regional Working Group for their support.

Special thanks to staff at Waverley Council's Department of Library and Community Services for their professional support, supervision and expertise.

The research for the Pre-Teens Research Project and the development of this report was carried out by Maggie Brown, Project Officer, Waverley Council Department of Library and Community Services.

Contents

1	
1. Executive Summary	4

2	
2. Main Report - Introduction	20

3	
3. This research project and its aims	20

4	
4. About OSHC Services:	21
4.1 Current OSHC statistics	21
4.2 Planning models	22
4.3 Key issues in the OSHC sector that impact on programs for 9-13 year old children	22
4.4 Key issues in the OSHC sector that affect access to OSHC services for 9-13-year-old children.	25
4.5 Reasons why children aged 9-13 either cannot or will not attend OSHC	28
4.6 Current trends in children's activity levels and physical habits	29

5	
5. Results of research by LGA: City of Sydney	31
5.1 Demographics	31
5.2 OSHC and other services supported by the City of Sydney	32
5.3 Redfern - Waterloo: needs identified through previous studies	33
5.4 The draft Redfern-Waterloo Human Service Plan identified the following issues from youth cluster workshops held in May 2005. The need for:	34
5.5 Issues identified for the draft City of Sydney Youth Inter-agency Youth Strategy and Action Plan 2004	34
5.6 City of Sydney LGA: Issues identified through interviews with children and service providers for this research	35
5.7 City of Sydney LGA: Areas of future development for services	36
5.8 Possible solutions	37

6	
6. Results of research by LGA: Randwick	38
6.1 Demographics	38
6.2 Issues for South Coogee	39
6.3 Issues for Malabar	40
6.4 Issues for Maroubra	41
6.5 Issues for La Perouse	43
6.6 Issues identified at the Families with Children Forum	47
6.7 Randwick LGA: Possible solutions for Randwick LGA	47

7	
7. Results of research by LGA: Botany	48
7.1 Demographics	48
7.2 Before and After School Care in Botany	49

Final report: *Better Futures* pre-teen research project

7.3 Issues relating to the retention of older age children in OSHC services	49
7.4 Youth Centres	49
7.5 Botany Bay LGA: Possible solutions	50

8

8. Results of research by LGA: Waverley	51
8.1. Demographics	51
8.2 Out of School Hours Care in the Waverley LGA	54
8.3 Childcare issues identified through previous reports, plans or studies relating to the needs of children aged 0-12 in the <i>Waverley Council Social Plan 2000</i>	56
8.4 Issues identified through interviews with children in Bronte Public School	56
8.5 Issues identified by the Bronte OSHC service coordinator	57
8.6 Feedback from children and young people interviewed at Bondi Junction Mall and at the 2005 Youth Week celebration at Bondi Beach.	57
8.7 Waverley LGA: Possible solutions	58

9

9. Results of research by LGA: Woollahra	59
9.1 Demographics	59
9.2 Current OSHC services	60
9.3 Childcare issues and youth needs in Woollahra as identified in its <i>Social Plan</i>	61
9.4 Feedback from 18 Year six children interviewed at Paddington Public School	61
9.5 Overview	61
9.6 Woollahra LGA: Possible solutions	62

Appendices	63
Bibliography	101

1. Executive Summary

1. Introduction to the *Better Futures* Program

Better Futures is a NSW government strategy aimed at achieving better outcomes for young people by improving how communities and services support them and respond to their needs.

The target age range for the *Better Futures* strategy is 9-18 years. There are five key strategies that require action at statewide and regional/local levels these are:

1. Develop and implement community and service plans
2. Promote evidence based community and service responses
3. Promote quality services and support for specialist youth and mainstream service providers
4. Promote the role and contribution of young people in their communities
5. Promote sound evaluation

Better Futures has commenced in six regions in New South Wales. The focus is on planning and establishing demonstration services and to test the longer-term strategic approach through the development of regional and community service plans. The six regions are Central Coast, Nepean, Hunter, Orana Far West, Illawarra and South East Sydney.

2. Background to the inner and eastern Sydney pre-teens research project

This research project was commissioned by the South East Sydney Senior Officers Group¹ and auspiced by Waverley Council through the *Better Futures* strategy. The project is supported by the *Better Futures* Inner and Eastern Sydney Regional Working Group. The need for the Inner and Eastern Sydney *Better Futures* Pre-Teens Research Project arose as an outcome of the *Better Futures* planning process. Consultation was carried out in 2003 by holding a number of regional and sub-regional planning days across the area, and planning forums were held in inner and eastern Sydney to specifically look at the needs of the local area.

Representatives from the inner and eastern Sydney networks agreed that it was important to take a preventative approach to supporting young people in the area; in particular, the lack of appropriate services for 9-13 year olds meant that they might not get access to support when they need it. The forum decided to focus on reviewing current service delivery and look at ways to provide relevant support, for 9-13-year-olds.

The areas covered by this research are the Local Government Areas of Randwick, Waverley, Woollahra, Botany Bay and City of Sydney.

¹ For Families First, Better Futures and the Aboriginal Child, Youth and Family Strategies

Final report: *Better Futures* pre-teen research project

Much of the demography used in this report comes from the Department of Community Services (DOCS) South East Sydney profiles. The South East Sydney Network is a planning area made up of nine LGAs: City of Sydney, Woollahra, Waverley, Randwick, Botany Bay, Rockdale, Hurstville, Kogarah, and Sutherland Shire.

3. Scope of the research

The purpose of this report is to map existing services, identify obvious barriers to participation and gain children's input on preferred activities. Findings of this research will inform Inner and Eastern Sydney *Better Futures* strategic planning for support services to children across the region.

Surveying such a large geographic area across a widely diverse community means that research efforts were directed to those areas identified in previous reports, social plans and other planning documents as high needs locations. Key points of this research are included in each of the LGA sections listed in this report.

This report is by no means exhaustive and may miss some service issues or fail to identify all gaps across the area. The aim of this project is to provide a broad-brush assessment of the primary services and the issues that affect them. Through formal interviews, reports and needs assessments, and by reviewing current data and literature, this project gives an overview of the primary services and issues that impact on 9-13-year-olds, with a particular focus on Out of School Hours Care (OSHC) services.

There is very little research into the activities and patterns of behaviour of children in the middle years of childhood other than that carried out by the Australian Bureau of Statistics. Much of the activities on offer to this age group are unregulated and this report aims to cast some light on the broader issues and challenges of engaging this vulnerable group as they move from childhood to early adolescence.

4. Methodology

The consultation methodology was both qualitative and quantitative and the following sources of information were accessed across the inner and eastern Sydney survey areas of Botany Bay, Randwick, Woollahra, Waverley and City of Sydney during the course of the project:

- Demographic analysis of children aged 9-13 in the target area.
- Surveys of children in eight schools.
- Interviews with children and young people in schools and youth centres.
- Interviews with OSHC service coordinators.
- Survey of 200 OSHC services across survey areas.
- Consultation with Parent and Citizen groups.
- Survey of selected parents.
- Consultation with model OSHC services.
- Review and analysis of all local councils' social, strategic & other plans.
- Review of state government youth plans, reports and issue papers.
- Web-based research.
- Review of national and international research regarding activity levels of pre - teenage children.

Other sources of information included parent groups, children and young people (aged 9-13 and 14-16), OSHC service providers and peak bodies, primary schools, youth service providers, Interagencies, and other youth and sport associations. (A full list of the public schools, OSHC centres, and recreation and leisure services visited during the course of this research is included in the Appendix.)

5. Key themes

Key themes to emerge from this research include:

Funding

- Funding (Child Care Benefit) of the OSHC sector is insufficient and this has a direct impact on the quality of outcomes for the older aged child.
- Many working families and low-income families lack the disposable income to pay for consistent childcare for this age group. With housing costs in some areas consuming 60 per cent of the household income, there is often no money left over for childcare.
- State, local and federal governments need to ensure affordable or free childcare is available to families living on benefits, and to the working poor.

Integrated Planning

- There is a significant need for integrated planning at local government level. Regional and local networks could be better utilised in the focus on older children's programming. For example, Waverley Council convenes and manages a forum for OSHC coordinators within this LGA. This forum could be developed to include all OSHC coordinators and children's officers from LGAs within the eastern suburbs and used to forge sporting links, improved and targeted training, best practice mentoring, older age programming, and stronger partnerships within the OSHC sector.
- Whilst services are over-stretched and there are waiting lists for early childhood care placements in the inner and eastern suburbs of Sydney, the needs of children in middle childhood are given little priority at local government level. Most local councils have children's service officers but they are largely concerned with early childhood issues and services, this focus could be extended to include the needs of 9-13 year old children.
- In some areas surveyed—for example Surry Hills and Walla Mulla—stand alone, or non-school-based, OSHC services are under pressure due to declining numbers, while at the same time school-based OSHC services become competitors. The Holdsworth Street OSHC centre in Woollahra, an independent OSHC service funded by Woollahra Council, recently folded due to financial pressure, falling numbers and a preference for OSHC services to be based at schools. This represented a significant loss for local children who were not already linked in to other school-based OSHC services and was commented on during interviews with school children from the area. It is important to retain stand-alone services, or make provision for alternative service arrangements, in areas that have no low-cost leisure and recreational programs.

Information

- There is a general lack of coordinated information on leisure and recreational opportunities across all areas (excepting the City of Sydney). Since this issue is highlighted in all the research reviewed for this report, it is clear there is a need for easily accessible information, both printed and electronic, to inform children

Final report: *Better Futures* pre-teen research project

and parents and service providers on the range of private and public activity programs available.

- *Better Futures* could support the development of a project that will work with children, youth workers, Council-based development workers and web designers to construct a leisure and recreation database and newsletter that could be linked to primary school web-sites, Council web-sites, local databases, school newsletters and other appropriate publications.

Programming

- Programming in OSHC services is generally oriented to the needs of children aged 5-8 and fails to engage and stimulate older children. The requirements of children in middle childhood need to be better understood. If OSHC services are to effectively cater to 5-13-year-olds, the programs they run must be based on research into pre-teen activities and matched to children's stated needs. Stronger links could be formed with University recreation and leisure management departments or TAFEs to ensure that programming is in line with research findings and current practice. Most OSHC services carry out some consultation with children in their care and this could be improved and formalised to be more effective.
- Lack of programs appropriate for the pre teen child either within or without the scope of OSHC. (This relates to the previous theme of evidence-based planning around the needs of this age group.) The City of Sydney appears to be the only LGA that offers Council-run, free, structured drop-in and excursion-based activities for children under 14. Their children's programs manager is currently conducting research in order to improve programs within their centres. Any successful outcomes of this process could be implemented throughout other areas. WAYS (Waverley Action for Youth) in Bondi also provides a once a week under 14s program which has proved successful in attracting 10-14-year-olds.
- Program times do not always reflect the fact that some middle income families are working longer hours and children consequently miss out on activities as it is too difficult to arrange pick up times that suit parents.

Training and recruitment

- Most care providers in OSHC centres are qualified to associate diploma level in early childhood care but are not trained in the needs of 9-13-year-old children. Training therefore needs to focus on the needs of older children as well if there are to be better-targeted programs. (However, this research notes that there is a far wider range of activities available in those OSHC services where staff have a personal or professional interest in sports, arts and active games. This is clearly a bonus for the older-age group children who are naturally attracted to activities that are dynamic, interesting and challenging.)
- When looking at potential 'special programming' for older aged children it may be possible to select staff on the basis of their skills in physical activities as well as expertise in and commitment to providing sports, games and arts activities that children want to do. It may be possible to identify potential OSHC employees who fit these criteria by targeting Universities, Art colleges, Sports Institutes or affiliated groups. Network, as the peak body for the OSHC sector in NSW, could act as the coordination and training provider for this initiative.
- TAFE offers training in OSHC as part of the Cert 3/Diploma of childcare courses, National competency based modules attempt to include OSHC in every aspect of each course. Forging links to TAFE such as offering experience and workplace on the job assessment in OSHC settings could be encouraged. TAFE offers play sessions to the public as a way of giving students experience with the 0-5 age group. Maybe they could be encouraged to offer similar sessions

Final report: *Better Futures* pre-teen research project

for 9-13-year-olds. TAFE teachers could run regular workshops in ways to engage this age group at existing centres.

- Many early childhood-trained teachers are moving into schools, preferring pay and conditions there to the childcare work environment. Improving public perceptions of the value of childcare, raising the image of the caring professions, and increasing respect for childcare workers is recommended, as is the need to increase pay and award conditions.
- The majority of children surveyed for this research said they would like to take part in interesting arts activities. Most OSHC staff lack the skills and training to deliver hands-on arts and creative programs. Network has suggested that an arts-based activity program, similar to the *Active After Schools Community Program*, would benefit children and providers. Having young, well-trained and enthusiastic staff to deliver art and craft activities would be a major attraction to older aged children.

Resources

- OSHC services state that the needs of older children are more expensive to cater for. Some quantification of this should be undertaken and a review of needs carried out on a service by service basis.
- Given that the numbers of older children attending OSHC is generally low, it is felt that some OSHC services could join together to plan and share resources for this age group. For example, in areas where there are few school-based venues, transport becomes a critical issue. Transport was identified as an issue to be addressed in papers being prepared by a Government Advisory Council examining *Child Care beyond 2001*.
- Older children need more expensive equipment such as computers, games and activities. Many want sports and games that have cost and staffing impacts on OSHC services. Most of the games and sports equipment in OSHC services is inadequate, old or broken and there are no funds to replace them. Those centres that have participated in the *Active After Schools Community Program* have enjoyed using the funds to upgrade and replace sporting equipment and purchase new games. Having better games is an attraction for the older children.

Older children's space needs

- Most OSHC centres surveyed believe that they would provide better for 9-13-year-olds if they could offer them their own space. Many OSHC services operate out of spaces that are cramped, as is the case of Coogee OSHC which has 85 children in what is virtually one large room (with access to the school playground).
- The best examples of programming for older children in the primary school range are those that are in premises which are purpose built for youth activities, such as PCYCs and Youth Services. Children want pool tables, computer games, musical equipment, art and craft materials of a high standard, and lots of varied games. Since it is unlikely that most OSHC providers can ever provide all of this it may be better for OSHC services to explore sharing venues and facilities with organisations who provide recreation or other services to older children.

Impact of housing choices on families

- By looking at the age distribution across the nine Network LGAs, the DoCS profile confirms that higher proportions of children can be found in low density, comparatively affordable areas away from the city. Lower concentrations of children are found in areas with high-density living close to the city where real estate is expensive, and units are increasingly replacing semis and single dwellings. At the same time (between 1996 and 2001) there was a significant

increase in the number of children aged 0-4 and 5-9 in Sydney and South Sydney, probably as a result of the exceptional building boom in recent years and gradual acceptance of these areas as appropriate to raise children.

- The impact of high rents and high mortgage payments on the lives of children is not well recognised. Seven areas in the research zone are experiencing rental stress: Randwick, Bondi, Bondi Junction, Newtown, Paddington and Waverley. We know there is a significant number of families with children who lack the resources to provide for recreational or leisure needs. It would be wrong to assume that all families on high incomes are providing well for their children's recreation, as it may be that there is little money or time in such families for the child's to have the opportunity to access a range of activities out of school hours.
- In this course of this project researchers became aware that there are many very young children taking care of themselves after school. There may be an assumption in the community, and amongst some families and children, that it is 'okay' for children of nine years and younger to be unsupervised in their after school hours. However, it was not within the scope of this report to accurately assess the scale of this issue.

The benefits of childcare

- Childcare contributes to many positive outcomes for the individual child, the family, as well as the community at large. Apart from more immediate benefits—respite from care responsibilities, ability for parents/carers to participate in employment and education, education and socialisation for the child—there are other more long-term outcomes achieved by quality childcare.
- There is ample research, both here and overseas, that points to the enormous cost savings by society (juvenile justice, drug & alcohol, mental health) when quality programs and support are available in the early years of a child's life.
- A US longitudinal study of the effects of high-quality early education and care on three and four year olds from low-income families shows that 40-year-old adults who were placed in preschool programs have higher earnings, are more likely to hold a job, commit fewer crimes, and are more likely to graduate from high school.
- *Child Care NSW* reports that the recently-released results of the High/Scope Perry Preschool study provides the best proof yet of the value of the community's investment in childcare. Overall, the study documented a return to US society of more than \$17 for every tax dollar invested in the early care and education program of underprivileged children².
- In a report presented by the Social Policy Research Centre in 2004, the authors quote a study which suggests that 'for every dollar spent on childcare, economic benefits of more than \$12 are returned'. There is ample research both here and overseas that points to the enormous cost savings to society (juvenile justice, drug & alcohol, mental health) when quality programmes and support are available in the early years of a child's life.
- Given the changing shape of the family, women's role in society and, for some at least, the economic necessity for paid work it is fundamentally important that families can access highly quality care. Affordability, together with availability, determines whether or not a family has access to childcare services.

²www.childcare.nsw.gov.au Social Policy Research Centre (SPRC), Impact of Staff Ratios on under 2 year olds in children's services, SPRC Report 11/04

6. Overview of children's participation in recreation and leisure across the inner and eastern Sydney area

Many children across the survey areas aged 9-13 are engaged in some kind of after-school activity. The most 'highly engaged' children were found in Paddington, South Coogee and Bronte schools; these children were actively involved in sports, hobbies, dance or music.

Many children stop attending OSHC centres by the time they reach 10 years of age. The majority of children who go home after school say they are with friends or family. Children report that they are happy to have autonomy and would not return to OSHC, which they see as more suitable for younger children.

The area of highest need and poorest service allocation for low-income families is in the South Ward of Randwick, particularly where there is a high concentration of public housing. Whilst there are OSHC services at the public schools in this area, many low-income families will not use them due to cost.

Children in these areas may be classified as being at-risk as a consequence of poverty, lack of supervision, and family of origin issues such as drug and alcohol misuse, domestic violence and mental illness. Links within the Department of Housing areas are strong and the communities do not lack resilience, but are isolated. Access to most services out of these areas is difficult due to poor transport and service links. For example, a journey from Malabar to Eastgardens (the nearest commercial and service hub) requires two bus changes.

The loss of the Holdsworth Street Vacation and OSHC service and the sale of the Paddington PCYC have poorly served pre-teen children from Woollahra LGA whose parents cannot afford after-school activities. Again, as in other areas, integrated planning would link children in this area to programs in surrounding areas such as those at WAYS in Waverley, and within the nearby suburb of Woollahra.

7. Key barriers that prevent children taking part in after-school activities

- Lack of information about what is available for this age group.
- Inappropriate programming for this age group within OSHC centres.
- A general lack of programs for this age group.
- Children do not find OSHC services stimulating after the age of 10.
- Many children report being too busy with homework and have no time to get involved in anything else.
- Low and middle-income parents cannot afford private classes and programs particularly if they have more than one child.
- Lack of transport in some areas (particularly to weekend sports fixtures).
- Lack of parental involvement in sporting pursuits due to lack of time or money (or both).
- Lack of affordable OSHC/youth facilities (La Perouse, Malabar, Mascot, Paddington and Eastlakes for low-income families).
- Poor access to sports fields due to competing pressure from a range of sports codes.
- Lack of integration or experience in planning for pre-teens children.

8. Challenges facing OSHC providers

- Children of this age are beginning to assert themselves.
- Children aged 10-12 want more independence and need a more challenging environment than that provided by OSHC.
- The majority of OSHC providers find it hard to cater to such a wide age range.
- Older children's activities are more challenging for OSHC staff to provide for.
- This age group wants more sports and active things to do, and more space to do them in.
- Resourcing this age group is more expensive as children require better equipment and games which cost more.
- Kindergarten children get priority as parents are a 'captive audience'. In other words, parents often have no choice but to use OSHC for their younger children whereas older siblings can 'take care of themselves'.
- Children who have been attending OSHC throughout their primary years are tired of it and want time to themselves after school.
- Parents are happy not to have to pay for childcare once their child reaches 10 years.

9. Good examples of OSHC services

Some of the OSHC services visited for this project that have successful programs for older aged children include the Darlo Play Centre and Summer Hill Out of School Care. Others that self-reported success with this age group are Forest Lodge After School Care and the Currawong Children's Centre in Daceyville.

Services that are successful in attracting and retaining the pre-teens tend to be those that provide structured drop in, which is a combination of programmed activities and unstructured hanging out. Children can play pool, cook food, listen to or play music, play on computers or shoot hoops with their friends.

The best examples are Juanita Nielsen Centre in Woolloomooloo, the Boys and Girls Brigade in Riley Street, Surry Hills, and WAYS' under 14's program at Bondi Beach. Offering homework help is an attraction for some children and the Boys and Girls Brigade engages volunteers to assist with a homework club.

The City of Sydney has initiated an *On the Move* program for under 14s and has a range of classes and activities in venues across the city one afternoon per week. These services are highly subsidised for excursions and free for most activities.

The Juanita Nielsen Centre has an innovative transition program where the childcare worker accompanies older children into the *On the Move* pre-teen program. This approach helps 11 and 12-year-olds integrate more gently into the older-age activity programs

PCYCs provide an attractive, affordable and safe all-ages environment for this age group and provide a variety of sporting and fitness interests in an adult setting with safety and supervision. They also carry out low-cost excursion-based activities for 9-13-year-olds which provides access to beaches and swimming pools out of the areas where children live.

10. Conclusions

There is no 'one size fits all' solution to the issue of pre-teen engagement in after-school recreation and leisure, but there are some things that OSHC centres can take into account to make their services more attractive:

- Make sure children have input into the kind of activities they do.
- Create special activities that differentiate them from the younger children.
- Give older children more rights and responsibilities.
- Provide a stimulating and supportive environment.
- Encourage stable and long-lasting relationships to be built up between permanent staff and children over many years.
- Design OSHC centres so they are a 'home away from home' and a place where children really want to spend time.

11. Recommendations

This research has identified local initiatives which would improve aspects of participation for children in each area; also included are some general possible solutions of a more structural nature.

General possible solutions

- Initiate a more integrated approach and communication between sports groups, schools, OSHC centres, arts organisations, Network of Community Activities the Active After Schools Communities Program (see appendices) and local governments to identify resources (such as transport) that could be shared for the mutual benefit of children seeking after-school hours activities.
- Develop a model of planning to help create structures and strategies that support an integrated approach to delivering initiatives in the future and make them transferable across other urban areas in Australia.
- Develop a children's leisure and recreation database and website for all LGAs across the inner and eastern Sydney areas. The information provided should be easily accessible to children, parents and service providers.
- Devise a promotion strategy to advertise events and programs through school newsletters, local press and Council websites.
- Link children to activities groups and services that will support their transition into activities beyond the life of after-school programs.
- Increase arts and sports training for OSHC staff. OSHC forums and Interagencies to work closely with Network OSHC to develop training that is focused on older children's programming needs.
- Include more activities for older children in OSHC centres and in other settings. This could be achieved through linking OSHC centres with sports and games associations and youth services, and encouraging University students to get involved in the OSHC sector and in youth services catering to pre-teens.
- Create structures at local government level which support the development and progression of these initiatives in each LGA.
- Lift the image of youth services by using 'high profile' ambassadors to promote them to children as being 'cool' places, rather than just for disadvantaged youth.
- Centres with children who have complained of bullying can look at starting anti-bullying workshops with children and young people, and perhaps explore more innovative solutions to this problem such as through dance, drama or other creative means.

Possible solutions for Randwick LGA

- Develop information on recreation and leisure activities within the LGA and improve methods of distributing this information to local families, for example via school newsletters, children's website and links between LGA websites within inner and eastern Sydney.
- Incorporate pre-teen children's needs into the Families First *Communities 4 Kids* strategy in Matraville, Malabar and Maroubra wherever possible.
- Explore the potential for better transport links to community facilities, such as shopping centres and Maroubra Beach.
- Convene a forum on after-school recreation and leisure opportunities with Department of Housing representatives, youth services, sports bodies, voluntary organisations, UNSW and community sector representatives to identify and plan for the needs of 9-13-year-olds in the South Ward.
- Involve the newly-appointed Randwick Council development officer in pre-teen children's services planning, with a particular focus on after school hours care in the South Ward areas.
- Consider ways to establish an OSHC program in Bilga Housing Estate at the Kooloora Community Centre as an immediate priority.
- Secure DOCS funding to ensure the continuation of the Inarr Nura program in La Perouse thereby enabling long-term planning and innovation.

Possible solutions for Botany Bay LGA

- Ensure there is a concerted effort in Botany, as elsewhere across the survey area, to promote existing Council programs and try to link areas of poor service to those where services exist.
- Develop information on recreation and leisure activities in the Botany Bay LGA and improve methods of distributing this information to local families, for example through school newsletters, a kids' website and links between LGA websites across inner and eastern Sydney.
- Youth Services need the support of Botany Council to develop a pre-teen program to cater for the needs of 9-13-year-old children who are too young to get into existing youth events. The City of Sydney *On the Move* program, and Waverley's WAYS program, can be used as models by existing youth programs at Hillside, Botany and Eastlakes.

Possible solutions for Waverley LGA

- Bronte Public School is fortunate to have an active and engaged Parent and Citizen Committee. It may be useful for the OSHC service, Waverley Council and the P&C to work together to trial an after-school hours games and sports program in the park one day per week.
- More development is required to integrate programming in OSHC providers and independent services such as WAYS, PCYC and the Bondi Pavilion. This can then lead to better sharing of resources, venues and playing fields. Children from schools in Waverley could be part of a trial multi-OSHC pick-up project that would get them to other venues for structured activities. If successful this model can be implemented in other urban areas of Sydney.
- Develop information on recreation and leisure activities in the Waverley LGA, and improve methods of distributing this information to local families, for example through school newsletters, a kids' website and links between LGA websites across inner and eastern Sydney.
- Promote the WAYS under 14s program more effectively in schools and OSHC providers across the Waverley and Woollahra LGAs to increase participation levels outside of Bondi, and to link children to youth services before they leave primary school and enter secondary school.
- WAYS could work with pre-teen children in their program to develop a model to address bullying at youth centres that could be used in other centres with similar problems.
- Waverley Council to investigate how children from low-income families can access activities at the Bondi Pavilion. This may help address the fact that no matter how low the cost of such activities, they will still be too high for families living on the poverty line.

Possible solutions for City of Sydney LGA

- As the City of Sydney centres provide the best identified examples of pre-teen programming across all areas, the City of Sydney children's development worker could promote these to other local government childcare workers and services via OSHC Interagencies, Network publications and through direct contact with LGA community services staff.
- Develop an integrated approach to meet the leisure and recreational needs of children aged 9-13-years. This would entail developing partnerships between sports associations, private leisure and recreation providers, OSHC services, youth services, PCYCs, community-based children's services groups (such as Guides and Little Athletics), the Active After Schools Communities Program, schools, and other appropriate bodies that have facilities, personnel, or other resources that can be used in programs aimed at this age group.
- Explore whether there is a need for transport for children going to sporting fixtures at weekends.
- OSHC services that are having difficulty retaining older children can look to fostering partnerships with the PCYCs or drop-in centres that offer free structured activities.
- Assist the Pine Street Arts Centre to promote their services more widely outside the LGA. Include Pine Street Arts Centre in planning initiatives that are aimed at boosting numbers of older aged children in OSHC services currently suffering from a decline in numbers in the City of Sydney LGA.

Possible solutions for Woollahra LGA

- Investigate constructing more outdoor facilities (for example skate ramps).
- Woollahra Council could lead development of an integrated approach to meet the leisure and recreational needs of children aged 9-13 in the LGA. This will help broker partnerships between sports associations, private providers, OSHC services, youth services, PCYCs, community-based children's groups such as Guides and Little Athletics, the Active After Schools Communities Program, schools, and other organisations with appropriate resources.
- Develop information for children and parents on recreation and leisure activities within the Woollahra LGA and in surrounding areas, and improve methods of distributing this information to families in the area.
- Organise training and/or a forum to demonstrate how some services are more successful at catering to the needs of older children. This can be developed by Woollahra Council and with Network OSHC. This will also present an opportunity for mentor relationships to develop between more established OSHC providers who are successfully working with this age group and those who wish to become more attractive to older aged children.

2. Main Report - Introduction

This research project was auspiced by Waverley Council through funding from the *Better Futures* strategy. The project is supported by the *Better Futures* Inner and Eastern Sydney Regional Working Group. The need for the Inner and Eastern Sydney *Better Futures* Pre-Teen Research Project arose as an outcome of the *Better Futures* planning process.

Consultation for the development of the Better Futures Regional Youth Plan in South East Sydney was carried out in 2003 by holding a number of regional and sub-regional planning days across the area, and planning forums were held in inner and eastern Sydney to specifically look at the needs of the local area. Members of the forums identified a number of areas of change:

- Reduce the risk of young people engaging in at-risk behaviours.
- Give young people opportunities to participate in a range of activities, both structured and unstructured.
- Foster stronger and more positive relationships between young people, parents and the community.
- Make sure young people and their families are better connected to school.

Representatives from the Inner and Eastern Sydney networks agreed that it was important to take a preventative approach to supporting young people in the area. In particular, the lack of appropriate services for 9-13-year-olds meant that they might not get access to support when they needed it.

The forum decided to focus on a review of current service delivery to identify gaps and potential areas for reform.

3. This research project and its aims

Research was carried out through literature reviews, interviews with children aged 9-13 in a range of local schools, young people aged 14-17, OSHC service providers, youth services, local councils, and youth and children's service workers. (A full list of participants is set out in the Appendices Section.)

Broadly, the project aims to:

1. Ask 13-14-year-olds about their experiences of after-school or out-of-school care.
2. Identify reasons why 9-13-year-olds leave OSHC services, and structured and unstructured leisure activities, in the inner and eastern Sydney area.
3. Gather information on 9-13-year-olds' experiences of Recreation & Leisure programs.
4. Find out how young people currently spend their after-school time.
5. Get ideas from young people about their preferred activities.
6. Ask service providers what works well with this 9-13 age group and what is less successful.
7. Identify factors that create barriers to children accessing quality recreation and leisure activities.
8. Find 'missing links' in service provision across the survey area.

4. About OSHC Services: Statistics, planning models, key issues and current trends

There's a lot for kids to do if you have the money to pay for it.
South Coogee parent

Many children in the inner and eastern Sydney region are fortunate enough to have a wide range of educational, cultural or sporting activities to engage in. A quick glance at the income tables for this area shows that many parents have the resources to pay for their children's after-school activities. Interviews conducted with children show that young people from Paddington Public School, South Coogee Public School, and Bronte Public School are very busy in their after-school hours with a mixture of homework, hobbies and socialising. Children in the survey area who live close to beaches and parks are generally able to amuse themselves.

However, the purpose of this report is to focus on the facilities and services that are the primary providers of after-school care, and to attempt to identify gaps in services for children who may not have access to the same opportunities as their more affluent peers.

For this reason, this report includes a comprehensive look at the OSHC program as it is the most common provider of after-school care and has the ability, with some assistance, to improve its services for older children.

4.1 Current OSHC statistics (National Out of School Hours Services Association)

OSHC services provide programs and facilities for school aged children both before and after school hours and during school holidays.

- In Australia today there are...1,828 OSHC services; 99,902 children using before and after-school care; and 57,521 children using vacation care.
- 75 per cent of the services are school-based and 63 per cent do not pay rent.
- 56 per cent offer before and after care, 43 per cent offer only after-school care, and 4 per cent offer before-school care only.
- 2 per cent of families use care services for non-work related purposes and 7 per cent of families use it for non-work related care during holidays.
- 61 per cent of staff are casual employees, 6 per cent are full-time staff, 4 per cent are volunteers.
- The average (national) after-school care fee is \$9.34, the average before-school care fee is \$5.91, and the average vacation care daily fee is \$25.

- Queensland and New South Wales have OSHC-specific resource and support agencies, whereas Victoria, Western Australia and the ACT have an agency that is responsible for a component of resourcing and support.³

4.2 Planning models

The acronym OSHC has been used in NSW since the early 1980s. The OSHC services fall under the responsibility of the Commonwealth Department of Family and Community Services. Apart from providing financial assistance to establish the service, and support for some centres in disadvantaged areas, OSHC services do not receive direct funding. However, the majority of centres are approved for the Child Care Benefit (CCB) and are able to subsidise fees.

Services are funded according to the number of available places (as designated in annual national budget), current distribution of services, and the nature of unmet childcare needs in the community.

The NSW government is not involved in operating OSHC services; it does, however, provide a subsidy to approximately 50 per cent of vacation care programs (particularly those in rural areas). Unlike early childhood services, OSHC services are not regulated or licensed.

Network, a community-based agency, receives funding from the NSW Department of Community Services (DOCS) to act as the peak body for OSHC services and to provide support for DOSC-funded vacation care. The Department of Family and Community Services provides Network with funding for resources and provides advice and in-service training for staff and management of OSHC services.

There are approximately 900 OSHC services in NSW. A staggering 200 OSHC services are located in the inner and eastern Sydney area. 99 per cent of OSHC services are not for profit.

75 per cent of OSHC services are located on school premises and this can add value to school-based services. The ability of a school to provide on-site care can also be a determining factor when it comes to parents choosing a primary school for their children and may account for the enthusiasm of many schools to include on-site OSHC services.

OSHC services generally provide a range of art, craft and physical activities for children aged 5-12 years.

4.3 Key issues in the OSHC sector that impact on programs for 9-13-year-old children

Regulations and national standards

OSHC centres, unlike early childhood centres, remain unlicensed and unregulated. OSHC services in NSW are guided by the National Standards for Outside School Hours Services (1996), which is currently voluntary.

³ National Out of School Hours Services Association; *An Overview of School Age Care in Australia – 2001*; www.nosha.org.au; accessed June 2005.

The Queensland Government has expended a great deal of funds on capital works to improve its OSHC services. South Australia has the highest proportion of services in school venues at 90 per cent; this is directly attributed to the fact that school-aged care is seen as the shared responsibility of the Department of Employment, Education and Training (DEET) and the Federal Government.

In NSW in September 2003 it became a pre-requisite of funding for OSHC services to participate in the Quality Improvement and Accreditation system (QA). It is hoped that the QA process will considerably lift and standardise program outcomes across the whole sector.

Proper regulation of the OSHC sector will bring legislated standards of professional training and service delivery requirements. Both children and parents would feel more positive about OSHC if the programs were professionally operated, better targeted and attractive to a broader age-range of children.⁴

Funding: the Child Care Benefit Scheme

According to Network the single greatest impact on the OSHC sector was the removal of the operational subsidy in 1997. CCB funding is considered to be complex and confusing for parents as it involves complicated customer reference numbers and difficult forms that dissuade parents from completing.

The heavy administrative load (and its costs) that CCB places on services has a knock-on effect to other areas of direct service provision. The inevitable budgetary constraints affect OSHC services for older aged children by reducing the range and diversity of activities that centres can afford to provide. Toys, games and activities for older children cost more.

Another difficulty with CCB and its allowable absences is that it makes it more difficult to use CCB for 'drop-in children' who come at any time, not because their parents are working, but because the service is a safe and fun place for them to be. Such children do not make bookings and so any day they do not come becomes an allowable absence. CCB is only paid for 30 such absences and the alternative is that the service terminates and re-enrols the child on the CCB system. This greatly increases the amount of administrative work for the service.

Feedback from OSHC coordinators and peak bodies show that many in the OSHC sector feel that the CCB funding allocation and subsidy rates are inequitable as they fail to take into consideration the adverse economies of scale involved in operating OSHC services. A service needs a certain amount of infrastructure, planning, policies, a minimum number of staff and a minimum number of hours staff need to be employed per session. OSHC services are adversely affected by economies of scale in two ways:

Fewer hours of operation for the bulk of the year

The CCB subsidy is paid per hour, and CCB for OSHC care is capped at 85 per cent of the eligible CCB rate. OSHC services provide and can charge for their service for only three hours (if they have after school care) or at the most five hours per day (for before and after school care). Therefore they have to recover their infrastructure costs from these limited hours rather than over 10 hours per day, as long day care services are able to.

⁴ In June 2005 the New South Wales Government engaged an independent consultant to explore the issue of regulations for OSHC centres. A report will be prepared on budgetary impacts and options for regulations.

Small service sizes

Many OSHC services have very low numbers. This is because as children grow older families may seek other informal options to save the cost of care. While many basic service operation costs remain the same whether the service is catering to 10 or 60 children, these behind-the-scene costs can easily be spread over 60 children without compromising service affordability, but if spread over 10 children makes the service unviable. To retain service affordability OSHC services are forced to charge lower fees than what is needed for them to remain workable.

Insurance

Insurance is a difficult issue for many social groups and community sector organisations, including OSHC providers. Water activities and skateboarding will not receive coverage at all and OSHC has been in prolonged negotiation with Aradlay Insurance Brokers over the issue of children signing themselves out of care. Insurance premiums for events and gatherings have become unaffordable for most small-scale community organisations. This in turn makes it difficult for parents and community members to participate in extra-curricular OSHC activities. At a more philosophical level, a climate of hypersensitivity and aversion to risk makes it difficult for children to explore new challenges and extend themselves in the world they live in.

OSHC management

Volunteer management committees are increasingly being asked to do more, accept more liability and have increasingly complex management roles. It is getting harder in low socio economic areas to find people up to the task and equally hard in the more affluent areas to find parents with enough time to give to such committees. Further, there is no regular funding available for training community-based management committees to better understand their roles and responsibilities.

Rates of pay, low status of OSHC workers and their impact on service provision

Though the National Standards recommend that at least the coordinator of an OSHC service is qualified, currently this is not mandated by regulation and childcare assistants are not required to have any specialised training. Regulation of the OSHC sector would ensure higher standards of care, greater professionalism, better service delivery, increased wages and improved worker status.

Another factor contributing to the high turnover of staff in the OSHC sector is that often OSHC staff, particularly coordinators or qualified staff, are paid less than their counterparts in the early childhood sector. Low wages, compounded by the lack of full time hours, makes it difficult for OSHC services to attract and retain staff. As OSHC coordinators are rarely employed fulltime, they are often required to put in a number of unpaid hours voluntarily if they want to operate a high quality service. All these inequities are chiefly due to the constrained financial margins that OSHC services operate within. However it sets up a vicious cycle that's hard to break; a service's difficulties in retaining skilled staff lead to service quality issues, which result in financial difficulties that stop services from attracting better skilled staff.

The happiest children and OSHC staff encountered in this research were those that had been with the same centre for a number of years. Staff report that the rapport built over extended periods of time is an important factor in the life of the individual

child. This is borne out by research conducted by the Commission for Children and Young People in their report *Young people with no one to turn to*.⁵

Another key challenge for OSHC services is to find specialised staff prepared to work with children with disabilities for such poor pay. This naturally makes it more difficult for children with disabilities to access after-school and leisure programs. This is further compounded by the inadequate subsidy paid to parents of children with special needs.

Having to maintain high staff to child ratios is challenging with the scarcity of staff available. The near exclusive use of employment agencies more than doubles staffing costs for centres, adding increasingly heavy financial burdens on centres with already very tight budgets. With funding staying the same, many community-based centres are forced into deficit despite considerable efforts being directed at responsible financial management. This in turn requires a larger parent/community involvement to support these services through increased fundraising activities.

4.4 Key issues in the OSHC sector that affect access to OSHC services for 9-13-year-old children.

Age specific programming

Many OSHC centres find that having to cater for children from age 5 to 12 is not always possible. Many centres would like to see an older child's group within the OSHC program—and indeed most children interviewed for this research said they wanted to do interesting art activities—but felt unable to cater to their needs.

Older children require more interesting and creative activities and the arts/crafts and other activities on offer are mostly unsatisfactory and fail to meet their needs. Further, many OSHC staff lack the skills and training to deliver a range of creative programs for this age group. Network has suggested that an arts-based activities program, similar to the Active After Schools Community program, would be of huge benefit to children and providers.

Child Care Benefit

The other limiting factor impacting on the OSHC sector's ability to cater to children aged 9-13 is that the CCB does not subsidise OSHC providers for children once they leave primary school.

Resources

Older children need more expensive equipment, computers, games and activities. Many want sports and games that have cost and staffing impacts on OSHC centres. Much of the games and sports equipment in OSHC services is inadequate, old and broken and there are no funds to update resources. Those centres that have participated in the *Active After Schools Community Program* have enjoyed being able to use the funds to upgrade and replace sporting equipment and purchase new games. Having better games is an attraction for the older children.

Older children's space needs

Most OSHC centres surveyed believe that they would provide better services for 9-13-year-olds if they could offer them their own space. Many OSHC services operate

⁵ NSW Commission for Children and Young People; *Young people with no one to turn to*; 2000-2003; <http://www.kids.nsw.gov.au/publications/kidsreport.html>; accessed March 2005.

out of spaces which are often cramped—as in the case of Coogee OSHC which has 85 children in what is virtually one large room (with access to the school playground).

The best examples of programming for older children in the primary school range are those that operate from premises which are purpose-built for youth activities, such as PCYCs and Youth Services. Children want pool tables, computer games, musical equipment, arts and craft materials of a high standard, and lots of varied games.

Having a room for older children that is separate from that of the younger children is also seen as useful. Indeed, where this is in place (Summer Hill OSHC and Paddington OSHC) it is much appreciated by those children who have homework to attend to. Those that use it see having their own space as a privilege.

Staffing qualifications and training

76 per cent of OSHC staff in Australia are qualified in Childcare/Teaching or Recreation. A further 17 per cent are in the process of gaining qualifications. Australia has a National Framework for the provision of training and has adopted National Competencies for qualifications in School Age Care. As a result most States and Territories offer diplomas and certificates in School Age Care. The availability of OSHC-specific in-service training was the forerunner to this move into formal education and has contributed to many services recognising the value of training when providing quality services.

As previously stated there are no requirements for staff to be trained in early childhood care, arts programs, recreational or leisure service provision. However, this research notes that there is a far wider range of activities available in those OSHC services where staff have a personal or professional interest in sports, arts and active games. This is clearly a bonus for the older age group children who are attracted to activities that are dynamic, interesting and challenging.

Integration/Joint Service Planning

Given that the number of older children attending OSHC centres is generally low, it is possible that OSHC services that are in close proximity to one another can share resources such as transport thereby allowing them to provide for this age group more effectively. In areas where there is a low level of school-based venues, transport becomes a critical issue. Transport was identified as an issue to be addressed in papers being prepared by a Government Advisory Council *Examining Child Care Beyond 2001*.

In some areas surveyed—for example Walla Mulla—stand-alone, or non-school based OSHC services are under pressure due to declining numbers and competition from nearby school-based OSHC services. In Paddington the Holdsworth Street OSHC centre, another independent OSHC service, folded due to financial pressure, falling numbers and also because the preferred model for OSHC services is to locate them as schools. For children not linked in to other school-based OSHC centres this has been a serious loss and was commented on in interviews with local school children. It is important to retain stand-alone services as not all schools have their own school-based services. Indeed, some school-based services do not allow children from other schools to attend.

In areas that have undergone gentrification, resulting in a community with dramatically different income levels, it is important to remember that not all families can afford to pay for costly after school activities. When a majority of the population moves into the user-pays privatised system the generalist services for children will suffer unless they are strenuously defended. Local government, along with federal

and state authorities, must maintain a role in the provision of free after-school opportunities for less advantaged children.

Access to information and the promotion of children's recreation and leisure

The lack of access to information about sporting and recreational activities for older children is a general complaint across the OSHC sector and target area. Information about such activities should be coordinated and compiled in a form that is simple to access and easily kept up to date. When questioned about the best way of accessing such information, children generally thought that postings in the school newsletter and announcements at assembly would be most effective, followed by postings on the Internet.

It may also be possible to invite free publications in the eastern and inner Sydney areas to feature a children's activities page as parents may read these publications. Councils within the inner and eastern Sydney area could fund this.

The City of Sydney's excellent newsletter *Wazzup Youth News* advertises their vacation care, after-school and drop-in programs at Millers Point, Woolloomooloo, Glebe, Erskineville, Redfern, Pyrmont, Surry Hills and Alexandria. This is an initiative that could be duplicated by other councils.

Some schools produce and distribute a community services contact sheet each school term, which includes a comprehensive list of family support agencies, childcare options and OSHC programs, as well as details of drop-in centres and special activities and events. The simple format makes them user-friendly for both children and parents.

Gender specific programming

Most children surveyed were very clear about the need to have integrated activities and this research did not note any general interest in providing gender-specific programming in the survey areas. The exception to this is gender-specific programming like Glebe School Childcare 'Centipede' with Girlzone and Inar Nurra at La Perouse that is annexed to a domestic violence intervention program.

Special needs children and their families

Families often find it difficult to enrol a child with special needs. Feedback indicates that carers usually have to approach a number of services before they can find a suitable spot. SUPS workers (consultants based at local federally-funded services) provide a valuable service by supporting families trying to access a position at a centre and also help the OSHC service to create an inclusive environment that caters for all children. The main problem here is that the subsidies provided to families do not meet the real costs of care for children with special needs.

4.5 Reasons why children aged 9-13 either cannot or will not attend OSHC

Primary reasons why children aged 10 and older leave OSHC services

- Children of this age are beginning to assert their individuality, for example children who have been attending OSHC throughout their primary years become bored and want to branch out of their own.
- Children aged 10-12 want more independence and need a more challenging environment than that provided by OSHC centres.
- Providing challenging activities for older children is difficult for OSHC staff, who also find it hard to cater to such a wide age range.
- Many parents are either unwilling or unable to pay for childcare for the older age children.

Barriers to participation for older children in OSHC

- Many OSHC services lack enough space to provide active after school care for this age group.
- Some OSHC providers feel the need to provide a pre-teen program but lack staff and other resources to provide them.
- Some low-income families cannot afford OSHC particularly those with younger children who need childcare; similarly, families with more than one child in childcare are likely to drop OSHC for older children.
- Families feel that OSHC is little more than 'babysitting'.
- Special needs children miss out due to lack of skilled carers.
- There is a lack of access to services in some areas, for example, the South Ward of Randwick LGA, and Surry Hills.
- Limited access in some areas, for example Paddington and Woollahra.
- Lack of integration between after-school and other recreational programs.
- Lack of information regarding leisure and recreation opportunities.
- Staff in OSHC who are unable to provide for the older children due to lack of skills/training.
- Territorial issues and fear of being bullied.
- Lack of transport.

Reasons children 9-13 gave for not attending OSHC or other recreational activities

- Rather hang out with friends.
- OSHC care is boring/babyish.
- Not enough computers.
- Not enough sports (boys).
- Not enough time (have homework to do).
- No transport/no money for transport.
- No money to pay for membership and activity fees for sports and leisure clubs.
- Not enough dancing/drama (girls).
- Lack of information about what's on.
- Territorial issues: children want things to do that are based in their own neighbourhood.

4.6 Current trends in children's activity levels and physical habits

There is surprisingly little information on the physical activity habits of Australian children aged below 12 years. Much of what is known comes from research conducted in the United States.

In 2004 Deakin University's Centre for Physical Activity and Nutrition Research Children's Leisure Activities Study (CLASS), set up a study in Melbourne to explore the influence of the family environment on physical activity and sedentary habits of children at primary school entry age (5-6) and primary school exit age (10-12)

This study found that the family environment is a potentially potent source of influence on children's physical activity levels. While research into the issue of influence needs further exploration, this study does tell us that Australian children spend an average of 2.4 hours (boys) and 2 hours (girls) in moderate to vigorous activity, which is twice the UK average for children of the same age. UK guidelines suggest that a child should do one hour of moderate to vigorous activity per day.⁶

Recent national data shows that participation in organised sport peaks at 11 years of age, and declines by 10-15 per cent by the age of 14 (Children's Participation in Cultural and Leisure Activities, Australia ABS April 2000).

These findings are confirmed in the Department of Infrastructure, Planning and Natural Resources report *Assessing Sydney's Recreation Demand and Opportunities* (August 2004). This report notes there is an apparent decline in the physical activity levels of some children, and confirms increased use of indoor passive activities such as using computers and the Internet by children. This report points to a swing away from outdoor team-based sports to individual fitness and social sport activities.

The DIPNR report points to the need for a more integrated approach to recreational and leisure planning, "This planning should include local councils, health service providers schools, government and community-based conservation bodies and various levels of sports associations who all deal with various aspects of sports and leisure, but rarely talk to each other."

Our research shows that there is a high degree of interest in after-school structured sporting activities by children across all of the inner and eastern Sydney areas. Children (of both genders) in the surveyed areas—particularly in La Perouse, Paddington and Darlington — expressed a high degree of enthusiasm for soccer as a preferred after-school activity. When asked why they were not participating the common responses were "high fees", "not on in after school hours", "too hard to get to" and "you have to be in a team".

The East Sydney Soccer and Football Association (ESSFA) is aware of these barriers and is looking at ways to involve the community in after-school hours soccer games. Ideas include six-a-side games that could be carried out two nights per week. ESSFA currently stages soccer matches at weekends and children must be enrolled in a team. The major issue for them (particularly in the Waverley and Woollahra Council LGA areas, but not exclusively so) is access to sporting fields.

⁶ *The Children's Leisure and Activities Study*; Salmon, Telford and Crawford; 2004; www.deakin.edu.au/bbs/cpan/class_report-final1.pdf; accessed April 2005.

ESSFA currently promotes soccer through schools but finds that there is not a high degree of take up, possibly because some schools lack a 'sports culture'. Possible areas of development may include forging stronger links between OSHC services and sports associations via the Active After Schools Communities program, which would allow funds for coaching and equipment, or through direct relationships.

Many OSHC providers would like to be able to provide for sports and games needs within their existing programs. Most OSHC centres lack the resources, equipment, skills or training to carry this out. The Active After School Communities Program appears to meet all of the expressed needs.

4.7 General possible solutions

This research has identified local initiatives which would improve aspects of participation for children in each area, as well as general possible solutions of a more structural nature.

- Initiate a more integrated approach and communication between sports groups, schools, OSHC centres, arts organisations, Network of Community Activities the Active After Schools Communities Program (see appendices) and local governments to identify resources (such as transport) that could be shared for the mutual benefit of children seeking after-school hours activities.
- Develop a model of planning to help create structures and strategies that support an integrated approach to delivering initiatives in the future and make them transferable across other urban areas in Australia.
- Develop a children's leisure and recreation database and website for all LGAs across the inner and eastern Sydney areas. The information provided should be easily accessible to children, parents and service providers.
- Devise a promotion strategy to advertise events and programs through school newsletters, local press and Council websites.
- Link children to activities groups and services that will support their transition into activities beyond the life of after-school programs.
- Increase arts and sports training for OSHC staff. OSHC forums and Interagencies to work closely with Network OSHC to develop training that is focused on older children's programming needs.
- Include more activities for older children in OSHC centres and in other settings. This could be achieved through linking OSHC centres with sports and games associations and youth services, and encouraging University students to get involved in the OSHC sector and in youth services catering to pre-teens.
- Create structures at local government level which support the development and progression of these initiatives in each LGA.
- Lift the image of youth services by using 'high profile' ambassadors to promote them to children as being 'cool' places, rather than just for disadvantaged youth.

Final report: *Better Futures* pre-teen research project

- Centres with children who have complained of bullying can look at starting anti-bullying workshops with children and young people, and perhaps explore more innovative solutions to this problem such as through dance, drama or other creative means.

5. Results of research by LGA: City of Sydney

5.1 Demographics⁷

The City of Sydney Local Government Area (LGA) covers approximately 26.15 square kilometres. This includes the former City of Sydney comprising the Central Business District (CBD), the Rocks, Millers Point, Ultimo, Pyrmont, Surry Hills, Woolloomooloo, Kings Cross, Elizabeth Bay, Rushcutters Bay, Darlinghurst, Chippendale, Darlington, Camperdown, Forest Lodge and Glebe. The other part of the merged entity is the former City of South Sydney comprising the suburbs of Alexandria, Beaconsfield, Centennial Park, Erskineville, Newtown, Redfern, Rosebery, Waterloo, Zetland and the remainder of Surry Hills.

Between 1996 and 2001 the City of Sydney absorbed a massive 28 per cent of the entire Sydney metropolitan employment growth. This rate of employment growth in the city was double its current share of Sydney employment (14 per cent). This employment growth supported and encouraged an exceptional renaissance in inner-city living.

Since 1996 the resident population of the City of Sydney has increased by just under 50,000 people (over 40 per cent), and by more than 20,000 since the last population census in 2001. As at June 2004, the ABS estimated the resident population at 146,297; by December 2004, it had just ticked over 150,000, based on dwelling completions. This rapid growth is expected to continue into the immediate future with the resident population set to increase to 180,000 by 2009, a further increase of 30,000 or almost 20 per cent higher than the June 2004 estimate.

The City of Sydney has a diverse ethnic mix with half of its residents born overseas. Almost 30 per cent of the resident population speaks a language other than English. Apart from English, the most common languages spoken at home are Chinese, Indonesian, Greek and Russian. It is home to one of Sydney's largest communities of Aboriginal peoples.

Families

Couple families with children comprised 19 per cent of the total number of Sydney families, in South Sydney the rate is 22 per cent. Families without children in Sydney are 56 per cent and in South Sydney 57 per cent. These figures demonstrate the changing demographic of the inner city suburbs over the years. Such changes include the gradual decrease in the number of families with children and the corresponding increase of childless couples. One parent families in Sydney make up 12 per cent of the total number of families and South Sydney has 15 per cent of all families as one parent families.

Age of population

Almost half of the city's residents are aged between 20 and 40. Conversely, there are fewer teenagers, children and older people residing in the City of Sydney than in the Sydney metropolitan area. Waterloo is unique in that there is a predominance of older increasingly frail people living alone on low incomes in public housing and in close proximity to children and young people who are experiencing their own major challenges.⁸

⁷ (City of Sydney Local Government www.cityofsydney.nsw.gov.au) .August 2005.

⁸ NSW Government Premier's Department; *Review of Human Services System in Redfern/Waterloo*; report prepared by Disney & Associates; 2005.

The influx of young residents into the City of Sydney is reflected in the growing number of single people living there. More than half of the city's residents aged 15 and over have never married, compared with one-third in the Sydney Metropolitan area. Just less than a quarter of city residents live alone in one-person households. The majority (60 per cent) of city residents live in family households with a partner and/or children or other relatives. Group households accommodate just under one in five.

Income

On average, individual residents earn more than their counterparts in the Sydney Metropolitan Area (\$577 per week median compared to \$445). Over a quarter of residents aged 15 or more have a weekly income of over \$1000 a week. 66 per cent of Waterloo residents live on less than \$300 per week and 16.6 per cent are unemployed. Over 20 per cent of City of Sydney residents receive less than \$200 per week.

Housing

One-third of the city's resident households either owns or is paying off their dwelling. Of the remaining two-thirds who rent, the vast majority rent from the private sector. These represent just on half (49 per cent) of all resident households. However, a significant further 14 per cent are public and community housing tenants. 65 per cent of Waterloo residents and 23 per cent of Redfern residents live in public housing. 22 per cent of Waterloo residents and 8.5 per cent of Redfern residents are lone parents with children under 15 years of age. 4.2 per cent of the population of Redfern/Waterloo are Aboriginal or Torres Strait Islanders.

Transport

Less than 60 per cent of households in the City of Sydney owns a car, compared to more than 85 per cent for the Sydney metropolitan area. The average number of cars per household is only 0.7 compared to 1.4 for the Sydney metropolitan area. Almost a quarter of City of Sydney residents walk to work (24 per cent) compared to only 4.3 per cent for the Sydney metropolitan area. Only marginally more (28 per cent) drive a car to work. This is less than the proportion that use public transport (32 per cent).

The low rate of car ownership has an obvious impact on children's ability to access weekend sport fixtures and other recreational activities outside of school hours.

5.2 OSHC and other services supported by the City of Sydney

Children's programs

The City of Sydney has six centres that provide after-school and school holiday care services in addition to drop-in activities for primary school children aged 5 -12. Council funds three drop-in services in total and the other three are partly funded by parent fees:

- Pyrmont Children's Program.
- Redfern Children's Program.
- Surry Hills Children's Program (run jointly by City of Sydney and the Girls and Boys Brigade).
- The Rocks (KGV) Children's Program.
- Ultimo Children's Program.
- Woolloomooloo Children's Program.

Final report: *Better Futures* pre-teen research project

Of these, the programs at Redfern, Waterloo, Surry Hills and Woolloomooloo are free programs that function as 'exception providers' catering to children who would be otherwise unable to attend user-pay programs. The majority of children and families attending these programs have complex needs. Individualised service delivery and family support are an integral part of these programs.

The programs at Ultimo, The Rocks and Pyrmont are user-pay after-school and holiday programs that aim towards cost recovery. These services offer and administer the Child Care Benefit subsidy and also participate in the Quality Improvement and Accreditation System.

The Darlo Play Centre

The Darlo Play Centre OSHC (see in best practice models) has no trouble in retaining the older age OSHC child. It boasts good premises, a sense of ownership on behalf of the children towards the Centre, staff longevity and consequent close caring relationships, and a strong philosophy of care all of which ensure a vibrant and dynamic atmosphere.

Given more funding, the Darlo Play Centre would like to organise an inter-OSHC get together/training program in (for example) self-defence. They would need money to hire a tutor and pay for transport. It may be good for children's social skills to open them up to new neighbourhoods and help them to feel safer with a practical skill.

Many kids are unwilling to walk home after OSHC as they say they feel lonely walking through the neighbourhood on their own. They would also like to have the resources to improve services by bringing in more specialists to provide tuition around chosen themes, both craft and sports-based.

Recreation and learning centre

The City of Sydney provides a network of recreation and learning centres that host activities ranging from sports, fitness and martial arts through to adult education, youth programs and children's services:

- Joseph Sargent Centre, Erskineville Youth Program.
- Juanita Nielsen Leisure Centre, Woolloomooloo.
- King George V Recreation Centre, The Rocks.
- Peter Forsyth Auditorium, Glebe.
- Pine Street Creative Arts Centre, Chippendale.
- Pyrmont Community Centre.
- Redfern Community Centre.
- Ultimo Community Centre.
- Maybanke Youth Centre, Pyrmont.
- Abraham Mott Youth Centre, Millers Point.

Apart from council-supported services there are 19 OSHC centres.

5.3 Redfern-Waterloo: needs identified through previous studies

The Redfern/Waterloo areas of Sydney contain pockets of high disadvantage and have been the focus of capacity building efforts and planning for the past ten years. An Act of Parliament instituted the Redfern Waterloo Authority (RWA) in October 2004, a statutory body formed to take responsibility for implementing a 10-year Redfern/Waterloo Plan. The plan will contain a package of initiatives around three

Final report: *Better Futures* pre-teen research project

key strategic areas including infrastructure, jobs and human services. Amongst other aims, the RWA seeks to achieve the following outcomes:

- Enhanced community participation and leadership.
- Reduced crime and improved safety.
- Enhanced services for young people and children at-risk or in crisis.
- Provision of additional support for families.
- Improved urban amenity and public space.
- Improved planning and service coordination.
- Enhanced relationships between government and the local community.

5.4 The draft Redfern-Waterloo Human Service Plan identified the following needs from youth cluster workshops held in May 2005

- Provide a local after-hours 'safe space' for young people escaping violent or unsafe homes.
- Consolidate and coordinate after-hours recreation activities for young people and children.
- Establish coordinated activities for young people on Friday, Saturday and Sunday nights.
- Provide more age-specific and/or segregated activities to cater for various age groups.
- Initiate a community information program to inform the local community of the new arrangements (when instituted) in order to increase the number and mix of participants.⁹

The Redfern-Waterloo Human Services group is developing a plan for coordination of current services and activities in the region.

5.5 Issues identified for the draft City of Sydney Youth Interagency Youth Strategy and Action Plan 2004

The following issues have an impact on children's services, as well as on services for young people aged 12-18:

- The relationship between police and young people is difficult at times.
- Sports, followed by dancing, are the major interests of young people in the area.
- Young people do not feel safe in public spaces due to the presence of drug and alcohol-affected individuals.
- Transport is difficult for young people, but they would be prepared to travel to other areas if transport was provided.
- High need for outdoor courts, free recreation spaces and outdoor dance areas.

The City of Sydney has a good spread of services for children aged 9-13, with children's programs catering to children aged 9-12 and flexible service delivery for children aged 12-14 between children's and youth services. There do not appear to be major service gaps. The services that do cater for children aged 9-13 are diverse and innovative. City of Sydney is setting the standard in its support for providing

⁹ NSW Government Premier's Department; *Review of Human Services System in Redfern/Waterloo*; report prepared by Disney & Associates; 2005.

programs in high need areas. (The Juanita Nielson Centre and the Darlo Play Centre are both featured in the *Models of Best Practice* section of the Appendix.)

5.6 Issues identified through interviews with children and service providers for this research

Bullying and consequent territorial issues prevent children in certain inner Sydney areas from getting access to activities, for example Redfern and Waterloo. Some communities of children in the inner city are caught up in what could be described as tribal relationships. Certain peer groups will dominate specific facilities and this acts as a deterrent to children outside of that group. This is seen as a difficult issue to tackle due to the conflicts running along family or kinship lines.

Lack of transport is an issue that is endemic throughout the inner city area. Many OSHC services are too small to be viable when catering to one school alone, and due to the lack of transport they are not able to increase their viability by attracting children from other schools/areas. Many children surveyed wanted to pursue sporting activities, but were unable to. Most low-income families do not have a car and this affects young people's ability to access weekend events. Any consideration of access issues to existing or yet to be developed services must factor in transport for participants. For example, children from the Waterloo area will not attend after-school hours programs at the Surry Hills Children's Program in Riley St as parents do not want the children walking home in the dark.

Interviews with children from a City of Sydney Public School

Children in Year five said they wanted more sports, arts and other activities but were not specific about what 'other activities' they wanted. The children surveyed came from Marrickville, Erskineville, Newtown, Redfern, Woolloomooloo, Banksia and Zetland. Eight of the ten respondents have attended, or currently attend, after-school care programs, mostly at the *Settlement* in Redfern or the OSHC program provided at the school.

The children surveyed are effectively engaged with the local OSHC service and participate in a balanced range of non-OSHC activities after school.

Nine of the 10 children say they are collected from school by parents and friends, the existence of close and supportive family and friendship networks was confirmed in an interview with the OSHC provider.

The OSHC centre notes that there is an ongoing need for better equipment. It is felt that male workers are a big plus for this pre-teen age group, as they are more physically active and this is an attraction to boys in particular. The coordinator noted that there are strong community links and that it is not unusual to have parents pick up four or five children other than their own and take them home for child minding.

- Majority of parents are working and single.
- More males working in OSHC services would be an attraction to older children.
- Sports and activities that make the older ones feel special and give them some responsibility and autonomy should be encouraged.
- The Pine Street Arts centre is also used for vacation care and special projects.

5.7 City of Sydney LGA: Areas of future development for services

Bourke Street Primary

The majority of children at Bourke Street come from Northcott or Waterloo. The nearest drop-in centre is the Surry Hills Children's Program. Almost half of the children enrolled at the school already access the program. However there are about 20-30 families living primarily in Waterloo (the Waterloo side of Cleveland St) that do not allow their children to attend as they feel it is too far for their children to walk back on their own (although these children do not appear to access other services either).

Walla Mulla OSHC

The Walla Mulla OSHC, a stand-alone OSHC service, has lost children to the Crown Street Public School OSHC and is struggling to stay viable with only 10 children currently registered. The centre would like to attract older children but is compromised due to sparse resources.

Pine Street Creative Arts Centre

This centre provides structured arts and crafts programs for children aged 9-15 on Wednesday afternoons, but experiences a lack of support from schools in terms of referrals. Children love the programs but the centre needs to attract more children to make the program financially viable. A promotions strategy to market the program is needed.

The Redfern Waterloo area has some drop-in services and programs operating. However, compared to the large number of primary school-aged children there are limited programs available, and some children are experiencing bullying in their neighbourhoods, which prevents them from accessing the full range of services.

In Alexandria there is a cohort of children from Waterloo that do not access the existing Factory OSHC (located at Alexandria Park School) due partly to cost but primarily because of a lack of transport. The OSHC service based at Alexandria Primary School (provided by the Factory) would like to relocate and have a more 'structured' drop-in, free service that would attract the higher-needs children who do not currently access OSHC services. Children from the housing estates in this area perceive the OSHC service as 'something for rich kids'.

The Juanita Nielsen Children's Program in Woolloomooloo has a free drop-in service for children from 3-6pm Monday to Friday, 10am-4pm on Saturday, and 10am-6pm weekdays during school holidays. This service is at capacity (45 per day) and caters to the Woolloomooloo public housing area. The team leader reports that, as good as their program is, there needs to be a program to engage a group of approximately 20 10-14-year-olds who are bored and spending time on the street until late at night. (They are children who lack structure at home and need something 'whiz bang' but structured to interest them. They rarely if ever leave the neighbourhood and find it hard to engage with other children outside of their area.) A program catering to children aged 10-14 is currently being trialled one day per week.

5.8 Possible solutions for City of Sydney LGA

- Develop an integrated approach to meet the leisure and recreational needs of children aged 9-13 years. This would entail developing partnerships between sports associations, private leisure and recreation providers, OSHC services, youth services, PCYCs, community-based children service groups (such as Guides and Little Athletics), the Active After Schools Communities Program, schools, and other appropriate bodies, that have facilities, personnel, or other resources that can be used in programs aimed at this age group.
- As the City of Sydney centres provide the best identified examples of pre-teen programming across all areas, the City of Sydney children's development worker could promote these to other local government childcare workers and services via OSHC forums, Network publications and through direct contact with LGA community services staff.
- Explore whether there is a need for transport for children going to sporting fixtures at weekends.
- OSHC services that are having difficulty retaining older children can look to fostering partnerships with the PCYCs or drop-in centres that offer free structured activities.
- Assist the Pine Street Arts Centre to promote their services more widely outside the LGA. Include Pine Street Arts Centre in planning initiatives that are aimed at boosting numbers of older aged children in OSHC services currently suffering a decline in numbers in the City of Sydney LGA.

6. Results of research by LGA: Randwick

6.1 Demographics¹⁰

The Randwick LGA (also known as Randwick City) covers an area of 3,655 hectares (36.55 sq kilometres) and encompasses the suburbs of Centennial Park, Chifley, Clovelly, Coogee and South Coogee, Kensington, Kingsford, La Perouse, Phillip Bay, Malabar, Little Bay, Maroubra, Matraville and Randwick City. At its closest point the City of Randwick is about 4.5km south-east of the Sydney Central Business District. At the northern extremity of the city is Centennial Park, site of the declaration of Federation in 1901, while the southern boundary forms part of the foreshore of Botany Bay. To the east, the LGA is bound by the Pacific Ocean with the popular Clovelly, Coogee and Maroubra beaches featuring along this seaboard. The western boundary is generally defined by a line of open space and golf courses developed over low-lying land known historically as the Lachlan swamp. Randwick is largely a residential area with related commercial and industrial pockets; it is also home to UNSW, the Sydney Institute of Technology (Randwick campus), and NIDA.

Tenancy and Home Ownership

Randwick suburban area has a slightly lower proportion of dwellings that are fully owned than the Randwick City average (30.3 per cent compared with 34.6 per cent) and about the same proportion of dwellings that are being purchased (14.3 per cent compared with 14.4 per cent). The suburb has a significantly greater proportion of private rentals than the Randwick City average (45 per cent compared to 34.2 per cent). There is little public housing located in the suburb (approximately 1.5 per cent of housing); the largest areas of public housing in the LGA are located in the South Ward of the LGA in South Coogee, Malabar, South Maroubra, and Matraville. The estates are Elphinstone Rd Lurline Bay, Bilga, Mirabooka, Namatjira and the Coral Sea Estate.

Families

In the 2001 ABS Census, there were 11,980 couple families with children (which comprised 42.3 per cent of all families in occupied private dwellings), 10,424 couple families without children (36.8 per cent), 4,492 one parent families (15.9 per cent) and 1426 other families (5.0 per cent). There were 10,826 people (10.1 per cent) in group households and 12,177 people (11.3 per cent) in lone person households in the 2001 Census.

OSHC services in the Randwick LGA OSHC

Network lists 29 OSHC centres in the Randwick LGA and 16 vacation care services. Most of the vacation care is provided by school-based OSHC services, with the exception of the Maroubra PCYC. The Shack Youth Service, although it is not an OSHC service, offers school holiday programs for young people. Randwick Council funds the Benevolent Society to operate a vacation care program out of the Kooloora Community Centre, and all services are well used by the community.

¹⁰ City of Randwick Local Govt web site; www.randwick.nsw.gov.au; accessed June 2005.

6.2 Issues for South Coogee

South Coogee is the site of the sixth largest area of public housing in New South Wales.

Like all areas along the coast, the suburbs in the South Ward of Randwick are currently subjected to areas of extreme gentrification. There is a stark social and economic inequity in South Coogee where million dollar mansions are juxtaposed with more modest accommodation.

Services in the area are largely uncoordinated and fragmented and lack generalist 'drivers' at the community level to instigate and pursue the common planning aims of the local community. Many residents in housing estates are reasonably well connected within their immediate communities of ethnicity, but do not generally access mainstream services or seek opportunities to connect in the wider community¹¹.

South Coogee's Department of Housing community development worker observes that children of such families seek all available opportunities to socialise and play. These opportunities are scarce and families in these communities lack funds to pay for their children to participate in organised sport or recreational programs.

The Department of Housing, in conjunction with the Shack Youth Service and the Maroubra PCYC, holds a fortnightly barbecue in the Elphinstone Road housing estate. Many of the children attend alone, even though attendance with a parent is a condition of participation. Ongoing work to engage families in this program is part of a community development project being carried out by the Department of Housing in South Coogee.

Students at one of the local schools were interviewed and came from the suburbs of Maroubra, South Coogee, Randwick, Pagewood and one child from Vaucluse. (Some Aboriginal and Torres Strait Islander families feel more connected to their communities in La Perouse and take their children to schools in Matraville Soldiers Settlement and La Perouse.)

Of the 24 children interviewed only two appeared to have no after-school activity engagement. All the other children were involved in a variety of sports such as soccer, swimming, and bike riding for boys; and piano, dance, ballet and drama for girls

School children in the South Coogee area would like:

- More infrastructure such as bike tracks, tennis courts, basketball hoops, somewhere to do drama.
- More time to anything other than homework.
- More horse riding, karate, kickboxing, soccer, table tennis, drama classes, art and craft, salsa and hip-hop dancing.

Parents would like:

- More free tennis courts and bike tracks.
- More information on services for children.

¹¹ Johnson, P., *South Coogee Families First Draft Community Capacity Building Report*, (March 2005) Social Work Department, UNSW

Final report: *Better Futures* pre-teen research project

- More places for casual use of OSHC; waiting lists are too long.
- Cheaper services: after-school activities are too expensive, particularly if you have more than one child.
- OSHC staff to be trained professionals.

6.3 Issues for Malabar

The recent Malabar, Matraville, Maroubra Families First Community Capacity Building report identified:

- The need to establish an OSHC program in Malabar.
- The need to establish additional community childcare centres and pre-schools in the area.

Until 2003 Randwick Council provided a drop-in service (used regularly by 30 children) after school hours at the Kooloora Community Centre, an organisation that services the needs of the Malabar housing estate community. Due to a council restructure and issues relating to behaviour of young people attending the drop-in program, this service and the youth group that catered to 12 children every Friday evening was withdrawn. The vacation care program, previously funded and managed by Randwick Council, is now sub-contracted to the Benevolent Society by Council. It is felt that broadening service provision by including community participation and planning for after school activities would be a good outcome for families in the local communities of Malabar.

Randwick Council has identified service needs via its *Social Plan*, and this plan is currently being integrated into its *Randwick City Plan*, which will go to Council in late 2005.

Apart from schools-based OSHC services there are no structured or safe after-school or drop-in programs in the South Ward of Randwick for primary aged children.

Community workers state that there is a high need for such programs as children are not able to access CCB-funded services (for a range of reasons, mostly financial). Many of the children in the Malabar DOH areas depend on the drop-in service for food and a safe 'away from home' environment. Children continue to visit the Kooloora Community Centre for food, despite the fact that it is not funded to cater for such needs.

Many of these children are caught up in problem behaviour such as vandalism and harassing people on the streets. Research indicates that high-need children should have services brought to them, as they are unlikely to access services established outside of their neighbourhoods. Botany Bay Council is funding a youth centre one night of the week at each of its DOH localities and the services are popular and well attended.

Community workers in Malabar have recognised the need for an activities program targeted at boys between 10-12, to help them to address the multiple and real issues they face at this age.

Comments from 18-20-year-old youths interviewed at Bilga Housing estate, Malabar

- Growing up in Malabar is 'awesome' because of the natural environment and the freedom.

Final report: *Better Futures* pre-teen research project

- There should be more BMX tracks and a youth centre where kids can hang out and play pool and socialise away from home.
- Dr Walters Park would be a good place for a skate ramp as apart from Maroubra beach there is nothing and it is hard to get to and from the beach.
- Would like a place to play indoor soccer and more indoor recreation areas; they would also like barbeques installed at the Kooloora Centre, new basketball hoops and for the centre's batting nets to be repaired.

They had very little knowledge of services or facilities outside of the area.

6.4 Issues for Maroubra

The suburb of Maroubra is located on the south east of Randwick City and is bounded by South Coogee and Kingsford to the north, Botany Bay LGA to the west, and Malabar and Matraville to the south. Anzac Parade dissects the suburb into eastern and western areas and there are distinct differences in the character of the two areas. The eastern area of Maroubra has an extensive coastline that includes Maroubra Beach, Mahon Pool and coastal walks. Land to the east includes the Department of Housing subdivision (Coral Sea Estate) containing a mix of Turner Rigby-designed flats and townhouses in a distinct subdivision pattern. The western area includes large open space and recreation area including Heffron Park and the Des Renford Aquatic Centre surrounded by predominantly single houses.

Maroubra is the largest suburb in Randwick City (in both size and population) and also contains the largest town centre (Maroubra Junction), the Bowen Library and multi-purpose centre and the largest Council Park (Heffron Park). The Maroubra population is similar to the Randwick City average, with higher proportions of 20-34-year-olds and fewer children and older people. Maroubra had slightly more family households, married people and widowed people. There was a lower proportion of flats in Maroubra overall than the Randwick City average, with flats mainly occupying the eastern coastal section of the suburb and in Maroubra Junction. More people spoke a language other than English at home than the average, with the most popular languages being Chinese (Cantonese and Mandarin), Greek and Indonesian.

Maroubra appears well serviced with 21 public parks, many of which have bike tracks and sport fields. Skaters from age 4 to 40 use the Maroubra Skate Park that is part of the Arthur Byrne reserve. Nagle Park is the venue for formalised sports that include rugby union, cricket, baseball and school sports. Informal usage includes walking, dog exercising and the fenced children's playground. Kiosk facilities, change rooms and toilets are available at match times. All previous studies comment that the community feels well served in its public amenities.

Year six children from one of the local school's complained about the poor standard of court conditions in Snape Park and commented that there needs to be more free-to-use tennis courts in the area. The Bowen Library in Maroubra stages holiday activities that are based around different themes. For example in July 2005 the theme was Science Fun and for just \$2.20 children aged 5-12 can get involved in a range of educational and craft-based activities. Maroubra has many sports associations and clubs and some children have ready access to the beach for summertime activities.

Final report: *Better Futures* pre-teen research project

Children in the Malabar areas have trouble accessing Maroubra beach as it requires two bus changes to get there. The beach itself has a skate park and two surf clubs as well as a service club which offers low cost family entertainment and food.

Many children of both genders across the survey areas and in all schools expressed an interest in soccer during after-school hours. For those who could not play soccer the barriers were cost of membership, the timing of events (mostly at weekends), and not being able to get to it. This interest in soccer is consistent with ABS statistics that place soccer as the preferred activity of 22 per cent of boys and 13 per cent of girls in Australia.

Maroubra Police and Community Youth Club (PCYC)

There are 57 PCYC clubs in NSW which offer activities designed to fit into the needs and interests of their local young people. Full of activities, sports, dance, music and areas to relax, pool tables, video-games, table tennis, gymnasium, and outdoor sports courts, members can drop-in any time of the day, join a new sport, or just relax with friends. Maroubra PCYC is planning for a vacation care program and is seeking grants to be able to offer low-cost excursions and other activities to local youth. Membership of the club is \$5 and once in the club the children have access to all areas and facilities.

Maroubra PCYC is in the middle of a renewal with new programs, new management and new staff. They have been successful in attracting the pre-teen age group with a wide range of activities, many of which are free or subsidised in hardship cases. The centre caters to 140 9-13-year-olds each week. They have received \$180,000 from the Attorney General's Department to carry out a Street Beat Program for the La Perouse area. Street Beat is an after-hours transport service that will bring children and youth aged 12-18 home from pick up points in the Bondi Junction, Mascot, Eastlakes and Botany areas. They are currently doing outreach at South Coogee housing estates and La Perouse in partnership with the Shack Youth Services and South Sydney Youth Services respectively. The Maroubra PCYC started a re-engagement program for children who are school refusers with some success at this early stage.

The centre has plans underway to extend its existing facilities to allow for the establishment of a computer room for use as a homework club and other multi media usage, as well as improved indoor play facilities. There is a need for more drop-in areas and better games equipment. There are anecdotal reports that children from La Perouse are unwilling to attend the Maroubra club because of the police presence but this is not widespread. Feedback from children interviewed at the Maroubra PCYC was 100 per cent positive in regard to programs and facilities on offer.

PCYCs in general have a cooperative approach to service delivery and shared inter-agency use of facilities. Currawong OSHC centre is using the premises of the PCYC to deliver its first term of Active After Schools Communities program. This approach is one to encourage and utilise where possible across the areas that enjoy access to PCYCs

Maroubra services all ages of children and youth and provides a mix of structured and unstructured activities. The PCYC model appears to be the most attractive to pre-teen children who are seeking to establish their independence.

6.5 Issues for La Perouse

Randwick City Council's Youth Advisory Committee provides a forum for young people aged 12-25 to raise issues of concern affecting young people. The Youth Advisory Committee provides information to council on a number of issues, including advice on how to improve access for young people to council facilities and services. During the last round of consultations the following needs were identified:

- Youth recreational facility and more recreational programs for young people.
- Direct public transport service from Randwick TAFE to Bondi Junction (either light rail or trams). In the South Ward all bus routes are either along Anzac Parade or Bunnerong Rd to Eastgardens shopping centre.
- More community facilities, such as youth facilities and functioning community centres throughout the Randwick LGA, basketball courts, ice skating facility and affordable sporting facilities.

As per ABS data from 2001, La Perouse had a higher proportion of people aged 0-19 and a significantly lower proportion of people in the 20-34 age group than the Randwick City average.

Age Group	La Perouse	Randwick City	Sydney SD
0-4	32 (7.5 per cent)	6,290 (5.2 per cent)	265,175 (6.6 per cent)
5-9	37 (8.6 per cent)	5,555 (4.6 per cent)	269,909 (6.7 per cent)
10-14	28 (6.5 per cent)	5,391 (4.4 per cent)	263,742 (6.6 per cent)
15-19	34 (7.9 per cent)	7,548 (6.2 per cent)	270,999 (6.8 per cent)

A large area of La Perouse is open space, including the regionally significant Botany Bay National Park and historic military installations such as Bare Island Fort. These features (and the picturesque beaches) attract large numbers of tourists to the suburb.

According to ABS data La Perouse has a higher proportion of larger households (4+ people) and family households, more children and teenagers and people aged 60-69 years than in other parts of the Randwick LGA. There are fewer older people (70+). Indigenous people account for over one third of the La Perouse population. The majority of people speak English at home (and do not have a second language). There are approximately 128 dwellings in La Perouse, accounting for 0.2 per cent of Randwick City's dwellings. La Perouse has a significantly higher proportion of separate houses (87.5 per cent) compared with the Randwick City average of 28 per cent and fewer semi-detached (6.3 per cent compared to 15 per cent average for Randwick City). There are no flats recorded in La Perouse during the 2001 Census.

The DOCS-funded, Shack Youth service study *Needs Analysis of La Perouse and Surrounding Areas* highlights needs and issues identified by public consultations:

- The area is generally defined as being poor in services and has little in the way of infrastructure to support children's leisure and recreational pursuits.

Final report: *Better Futures* pre-teen research project

- La Perouse needs culturally sensitive and skilled community development practitioners to spend time with the local community leaders and organisations and work on building trust and partnerships from the ground up.
- Children who attend the Hillsdale Youth centre have transport problems in accessing it. Residents don't feel it is safe to walk the streets at night, this includes children. For young people, including some children under 13, the main activity appears to be 'hanging out' in the malls of the Eastgardens Shopping Centre and at Maroubra Junction, Maroubra and La Perouse beaches, and Heffron Park. Getting into trouble with underage drinking and anti-social behaviour has become a feature of these outings, especially at the weekends.
- A purpose built youth facility is needed in La Perouse.
- Peer mentoring program for youth and children of La Perouse.
- Healthy lifestyle education program for local youth and children.
- Community development worker to drive the necessary initiatives at a community level in La Perouse.

Randwick Council has employed a generalist community development officer to focus on La Perouse and surrounding areas. Their role is to contribute to the positive development of the local community (in particular the suburbs of La Perouse, Chifley, Little Bay and Phillip Bay). This will entail working closely with the community and local organisations to coordinate and run services and programs in the area, particularly in the areas of children, families and youth.

Since 2003 South Sydney youth services has been funded under *Better Futures* Strategies to deliver an activities program in La Perouse. A positive evaluation of this program was undertaken in 2004 and recommended that a recurrent service should be implemented in the La Perouse area. Expressions of interest for the La Perouse supported activities program has commenced and it is expected that the program will be up and running by mid 2006.

Inarr Nura OSHC

Takes all children aged from 5-12 from the La Perouse Public School community in addition to any Aboriginal children from outside La Perouse. This service was established as a response to the high levels of domestic violence in the community and the need for early intervention with children of families affected by domestic violence. Their needs include:

- Larger transport vehicle for both OSHC and vacation care. As the OSHC centre at Inarr Nurra currently borrows vehicles this means they cannot plan properly. 21 children would use the bus if they had it.
- Secure funding of Inarr Nurra—currently waiting 'slippage' funding from DOCS in order to continue service. Uncertainty makes planning very hard.
- More literacy and numeracy programs involving children and parents (children are trying to get parents to help with homework and parents cannot, due to low literacy and numeracy levels).
- Gender separate programs for children with domestic violence issues in their families, much attention is given to early intervention.

A local primary school

Nine children from the Year six class at La Perouse Public School were interviewed and it was found that eight of the nine children go to the South Sydney Youth Service after-school hours developmental activities program. Two children reported being home alone after school. The SSYS program is assisting children who come from the Chifley, Little Bay, Matraville and Maroubra areas.

Other needs identified in consultation with children from La Perouse

La Perouse children want their own swimming pool and youth centre so they can stay in their own neighbourhood to pursue their chosen activities.

Many of the children said that poor transport and its costs limit them from attending activities in other areas such as Hillsdale, the Maroubra PCYC and skatepark, Bondi Beach and Eastgardens. The children mostly appear to be satisfied with what is available in the SSYS program. The current program limits numbers due to having only a 12-seater bus.

Generally the activities they would like to do are karate, ballet and the arts, but they lack funds to go to classes. Boys showed a preference for surfing, swimming and skateboarding and girls preferred art, ballet, and hip-hop dancing. All children asked that food be provided in the activities. Their wishes for specific activities can be incorporated into current service planning within the SSYS program. The sporting activities they are interested in include netball, football, soccer, Oztag and tennis.

Given the low-income profile of families in the La Perouse community, the lack of discretionary funds for sporting or leisure pursuits is a key barrier to participation for children 9-13 years of age. It is important that programs are either free, or very low cost, so that more families can take part in the programs.

Gujaga Aboriginal Youth and Community Development

Gujaga is an Aboriginal Youth and Community Development organisation that also provides long day care in La Perouse. Until 2004 they were the OSHC providers at La Perouse Public school. Feedback included:

- Need for better combined services planning in La Perouse area; more sharing of information.
- Higher worker to child ratio, 1:15 is not enough for the type of child.
- Children very creative and energetic need sports/drama to be culturally appropriate.
- Need the skatepark that has been talked of for 20 years.
- Need the youth centre that has been talked of for 40 years!
- Need a school re-engagement program for children as young as 11 who never attend school.
- Excursions are successful with children but numbers are limited by lack of staff and transport.
- OSHC needs to be delivered out of the school environment to attract children who do not attend school and those who have spent too long at school during the day.
- OSHC should be a combination of structured and drop-in.
- Many La Perouse children and parents are wary of anything that looks or feels as if it is associated with DOCS due to their long and often difficult dealings with bureaucracy.
- More cultural camping excursions for boys with men to learn responsibility and have fun.
- Some children are wary of attending the PCYC in Maroubra or of moving out of area for fear of bullying.

Final report: *Better Futures* pre-teen research project

Current children's and youth recreation and support service coverage in La Perouse

The La Perouse service network is, like that of the South Ward of Randwick, fractured and incomplete. A recently initiated, coordinated approach between all levels of government and the community should address poor service connection issues. The focus provided by the Randwick Council generalist community development worker will greatly assist this process.

South Sydney Youth Services

The La Perouse activities program currently provided by South Sydney Youth services runs a three-day per week excursion-based personal development recreational program to children from La Perouse School. On Wednesday children go swimming, Thursday they go to Redfern to use computers and Friday to hip-hop dancing, dodgeball and other games at the PCYC in Maroubra. This service is so over-subscribed that the kids need to be rotated so all can attend. There is scope for the SSYS service to work with OSHC services in the immediate geographic areas to concentrate on 8-12-year-old's needs.

One of the possible solutions arising from this research project is that there is a trial project to pick up older children (8-12) from a selection of OSHC services in the La Perouse, Matraville, Hillsdale, and Botany areas twice a week and bus them to a range of after-school activities. The project can test the feasibility of using Council buses to transport children to and from activities. The developed model may be useful in other districts where numbers of children in OSHC are dropping, and where OSHC services in a cluster of areas have an older cohort of children that they are not able to retain with existing staff and material resources. The service could be utilised in areas of highest need where there are no free or low cost activities for children and/or where the socio economic profile indicates it is needed.

In addition, there is a need for a program for 13 to 15-year-olds in the La Perouse area who have nothing at all to do after school and are keen to be involved in something. It may be possible to look at how some of these children can be included in the pick up project.

The Shack Youth Services

The Shack Youth Services operates from Maroubra Junction and is a community-based organisation providing recreational, educational and support services to young people aged 11-24 years. The NSW Premier's Department, Randwick City Council, DOCS, and FACS fund the Shack.

The approximately 250 children and youth that attend each week are drawn from the Randwick and Botany LGAs. The service does outreach work with Department of Housing workers at the Lexington Place shops in South Maroubra. The Shack provides after-school activities, case management and a holiday program as well as drop-in services for youth aged 12-17, structured activities for 11-17-year-olds and counselling and case management for 11-20-year-olds. The Shack does not provide services for children under 11.

6.6 Issues identified at the Families with Children Forum

This issues raised and discussed at this forum further highlighted the need for more structured after-school care programs for primary school aged children in this area, and that more OSHC programs are required throughout the Randwick LGA generally.

6.7 Possible solutions for Randwick LGA

- Convene a Randwick Council-led forum on after-school recreation and leisure opportunities with Department of Housing representatives, youth services, sports bodies, voluntary organisations, UNSW and community sector representatives to identify and plan for the needs of children aged 9-13 in the South Ward.
- Develop information on recreation and leisure activities within the LGA and improve methods of distributing this information to local families, for example via school newsletters, a kids' website, and links between LGA websites within inner and eastern Sydney.
- Incorporate pre-teen children's needs into the Families First *Communities 4 Kids* strategy in Matraville, Malabar and Maroubra wherever possible.
- Explore the potential for better transport links to community facilities, such as shopping centres and Maroubra Beach.
- Involve the newly appointed Randwick Council development officer in pre-teen children's service planning, with a particular focus on after-school hours care in the South Ward areas.
- Establish an OSHC program in Bilga Housing Estate at the Kooloora Community Centre as an immediate priority.
- Secure DOCS funding to ensure the continuation of the Inarr Nura program in La Perouse thereby enabling long-term planning and innovation.

7. Results of research by LGA: Botany

7.1 Demographics¹²

The City of Botany Bay covers an area of 2,675 hectares. It contains the suburbs of Mascot, Rosebery, Eastlakes, Daceyville, Pagewood, Eastgardens, Hillsdale, and Banksmeadow. It is highly industrialised with more than half the area given over to industry and commercial activity. The City of Botany Bay contains more than 65 parks, the largest being the Sir Joseph Banks Pleasure Gardens in Botany. It has the Botany Aquatic Centre located in Myrtle Street which features three swimming pools and a waterslide. Children in the Botany Bay area are fortunate to have ready access to good recreational facilities.

Families and Households

In the 2001 Census, there were 4,649 couple families with children (which comprised 49.8 per cent of all families in occupied private dwellings), 2,663 couple families without children (28.5 per cent), 1,767 one-parent families (18.9 per cent) and 255 other families (2.7 per cent). There were 1,157 people (3.5 per cent) in group households and 2,909 people (8.7 per cent) in lone person households in the 2001 Census.¹³

Language Spoken at Home

English was stated as the only language spoken at home by 16,931 people (47.6 per cent) in the 2001 Census. This compares with 16,484 people (47.9 per cent) in the 1996 Census and 16,513 people (48.1 per cent) in the 1991 Census.

The three most common languages spoken at home other than English in the 2001 Census was Greek 2,628 (7.4 per cent), Chinese languages 1,778 (5.0 per cent) and Spanish 1,618 (4.5 per cent).

Botany residents by age and sex

	0-14 years	15-24 years	25-44 years	45-64 years	65 years and over	Total
Male	3304	2423	5677	4126	2056	17586
Female	3213	2354	5536	4231	2649	17983
Total	6517	4777	11213	8357	4705	35569
Percent	18.3%	13.4%	31.5%	23.5%	13.2%	100%

Note: Overseas visitors are excluded from these counts

¹² City of Botany Local Government website; www.botanybay.nsw.gov.au; accessed August 2005.

¹³ 105051100 Botany Bay (C) (Statistical Local Area 2001); www.abs.gov.au; accessed August 2005.

7.2 Before and After School Care in Botany

Botany Council is unusual in our survey area in that it funds and manages before and after school care at its three centres based at public schools throughout the LGA. The centres cater for children aged from five to 12. The Botany centre is at the Botany Public School, Botany Road, Matraville centre is at Matraville Public School, and the Pagewood centre is at the Pagewood Public School, Page Street.

Eastlakes Public School had an OSHC service but this has now relocated to Saint Therese's Primary School at Mascot. Families in the Botany, Kingsford, Rosebery and Beaconsfield areas, whose closest OSHC is now located at Daceyville, have also lost the Gardiner's Road OSHC. The need for an OSHC centre in Eastlakes is seen as a priority by women's support services that are already over-stretched trying to find childcare for clients in these areas.

7.3 Issues relating to the retention of older age children in OSHC services

The following comments are taken from interviews with Botany Bay Council's OSHC coordinator:

- Not many children aged over 10 in Botany LGA OSHC services. Parents seem to want their children to develop 'bus skills' in preparation for high school.
- Parents do not want to pay for after-school care for older kids.
- Parents don't mind paying for sports activities. Many of the children are involved in after-school sports training and parents seem to find this better value for money.
- OSHC still seen as 'babysitting' and parents want something more substantial for their children.

7.4 Youth Centres

Council delivers services for youth aged 12-18 at centres in Hillsdale, Botany and Eastlakes youth centres that open one night per week. The centres have pool tables, access to the Internet, table tennis facilities, Playstation computer games, art and craft activities, break-dancing and homework areas. The staff offer advice and referral for situations such as employment, accommodation, family problems, career and education, police or security problems, youth allowance and multicultural services.

Throughout the year assistance is given to supervised youth dances, including providing safe transport home. There are also a number of one-off programs, which in the past have included self-defence courses for girls, grooming and deportment tips and a Youth Suicide Prevention Day. The centres also provide minimal cost vacation care which is both centre and excursion based.

Children under the age of 12 are turned away from the youth centres because they are under-age. Proposals to create a pre-teen group within the centres have foundered as insurance issues are hard to resolve and the extra costs of staffing the centres for another operational day are seen to be too high.

Final report: *Better Futures* pre-teen research project

Botany Council's youth staff are currently examining ways to provide services for the under 10-14-year-old children in Botany. They feel that the healthy status of their youth programs is proof that there is a need and that the same would apply to the younger age group. The youth programs are well patronised and succeed due to the fact that they are located in areas of need and where there are concentrations of families with children, for example near housing estates.

Young people and children generally prefer not to have to travel to access services; since much of what motivates them is concerned with peer group interests, moving out of their own locality can be confronting for children. Most of the children and youth that access the Botany centres are drawn from within a five-block radius to the centre.

Vacation care

Eastlakes Public School operates a vacation care program during school holiday periods and caters for children between the ages of five and 12 who attend school. It is open from 7am-6pm on weekdays providing both excursions and centre-based activities. A pre-teen club for children from Years five, six and seven is held within the vacation care program and offers children special access to excursions that younger children do not get. This has been successful in attracting older children to the program.

Issues raised by children and youth about services in the Mascot area:

- There are no youth specific services in the Mascot area.
- Children can only go home after school as there is little else to do.
- Most children play in the streets or in their back yards.
- People are not very friendly and stick to themselves.
- They need a service like WAYS in Mascot.
- As their parents have to drive them to anything interesting, they usually spend their time either on Playstation or watching television.
- They do not know about current programs in Maroubra or Daceyville though they have visited the Daceyville PCYC years ago.

7.5 Possible solutions for Botany Bay LGA

- Ensure there is a concerted effort in Botany, as elsewhere across the survey area, to promote existing council programs and try to link areas of poor service to those where services exist.
- Develop information on recreation and leisure activities in the Botany Bay LGA and improve methods of distributing this information to local families, for example through school newsletters, a kids' website and links between LGA websites across inner and eastern Sydney.
- Youth Services need the support of Botany Council to develop a pre-teen program to cater for the needs of 9-13-year-old children who are too young to get into existing youth events. The City of Sydney's *On the Move* program, and Waverley's WAYS program, can be used as models by existing youth programs at Hillsdale Botany and Eastlakes.

8. Results of research by LGA: Waverley

8.1. Demographics

Waverley is a mid-sized urban Local Government Area (LGA) in Sydney with a population of 60,675 people (29,393 males and 31,282 females) on Census Night, 7 August 2001. This figure includes overseas visitors and reflects a small decrease since 1996. Population projections forecast a static population for Waverley over the next 25 years.

It is one of Sydney's most popular residential areas. The LGA takes in Bondi, Bondi Beach, Bronte, Charing Cross, Diamond Bay, Dover Heights, North Bondi, Queens Park, parts of Rose Bay, South Bondi, Waverley and Vaucluse.

Waverley is one of the most densely populated LGAs in Australia. In 2003, the Waverley LGA comprised an area of 9.3 square kilometres and a population density of 6,862 people per sq.km, compared to only 329 people per sq.km for Sydney overall.

Children in Waverley

Along with other inner Sydney suburbs which have become gentrified over the last two decades, Waverley shares certain demographic trends such as higher family incomes, increasing housing costs, smaller households and families, an ageing population and a decrease in the number of families with high school students.

The number of children aged 0-12 has remained fairly stable over the last ten years, indicating that young families are staying in the area and/or are being replaced by those who can afford to live here. In 2001, the proportion of 0-12-year-olds was 12 per cent of the Waverley population, compared to 18 per cent for Sydney overall. The 0-13-year-olds, at 13 per cent of the population, are projected to remain stable until 2016 with an anticipated fall to 12 per cent by 2031.

The 12–24 year age group has been declining as a proportion of the population since the 1970s. There are many reasons for this, but it is largely to do with the availability of affordable and suitable family housing. Since the 1980s the Waverley area has attracted many middle to high-income empty nesters and childless professional couples. This trend has led to a profound loss in affordable housing for low-income residents. As families move out of the area the support networks decrease for those families that remain.

The target group for this project is children aged 9-13. In 2001, a total of 2,559 children aged 9-13 lived in Waverley. There are approximately 500 children in each year, with the largest group of 542 made up of 10-year-olds. While there has been a slight increase in the number of 9-11-year-olds since 1991, numbers have started to decline for the older age groups.

Waverley LGA number of children aged 9-13, 1991-2001

	aged 9	aged 10	aged 11	aged 12	aged 13
1991	493	529	483	516	548
2001	516	542	503	502	496

Age by Sex

Waverley LGA Age distribution, ABS Census 2001

	0-14 years	15-24 years	25-44 years	45-64 years	65 years and over	Total
Male	4129	3429	11692	5950	3254	28454
Female	4039	3694	11723	6123	4736	30315
Total	8168	7123	23415	12073	7990	58769
Percent	13.9%	12.1%	39.8%	20.5%	13.6%	100%

Note: Overseas visitors are excluded from these counts

Families

Couple families with children comprised over one third (37.6 per cent) of Waverley LGA's total number of families. This proportion was comparatively lower than for eastern suburbs (40.3 per cent) and Sydney SD (50.5 per cent). Couple families without children constituted 44.6 per cent of all families in Waverley with one-parent families making up 14.4 per cent of all families.

The proportion of couple families with children in Waverley is lower than for Sydney overall. There are many sole parent families in Waverley, particularly in Bondi Beach, which is an area that also has the highest proportion of lone and group households, families on low incomes and households experiencing rental stress.

Being an area of high transience many Waverley families lack the support networks that are available for those who have family close by. Isolation may be experienced by migrants who have recently arrived in Waverley and is also caused by either the older or younger family member moving to areas offering cheaper housing.

Income and housing costs of families

Waverley rents and mortgage repayments are significantly higher compared with the Sydney average. In 2001, the average rent was about \$1,490 per month and the average mortgage repayment was \$1,611. At the same time, Waverley's median weekly family income of \$1,200-\$1,499 (\$62,400-\$77,948 pa) was not significantly higher than for Sydney overall where the median family income was \$1,000-\$1,199 (\$52,000-\$62,348 pa). One-fifth (22.7%) of families had a weekly income of between \$800 and \$1,499 (\$41,600-\$77,948 pa).

Households and rental stress in Bondi

The Department of Community Services profile compares family incomes and rental payments at postcode level across 10 LGAs in the Sydney South East Region and shows that families in Bondi (2026) contain a significant number of households in rental stress¹⁴. The Bondi postcard area shows a total of 1,520 households experiencing rental stress, slightly higher compared to a regional suburb of similar size, for example Randwick where 1,428 households experience rental stress. The numbers of households experiencing rental stress in suburbs with a smaller population base (and therefore not comparable with Bondi) are Bondi Junction (445), Waverley (335), Coogee (577), Newtown (824), and Paddington (650).

¹⁴ Rental stress is calculated as the proportion of households in rented private dwellings whose weekly household income is less than the NSW median weekly household income and whose weekly rent is more than 30 per cent of their weekly household income.

Workforce participation

Waverley has for some time had a much higher workforce participation rate for women. While 57 per cent of Australian women are now part of the workforce, in Waverley, 66 per cent of women had joined the labour force in 2001, up from 60 per cent in 1996. The unemployment rate for women is lower (4.3 per cent) than the unemployment rate for men (5.5 per cent). This significant participation rate for women in employment makes the provision of quality OSHC services an important planning issue.

With the exception of Sydney and South Sydney, where flats have also been a dominant feature, Waverley has the highest proportion of flats or apartments (61.3 per cent, compared to 19.9 per cent in Sutherland). The Sydney South East Area's average was 43 per cent. In Sydney overall, the proportion of apartments was 23.9 per cent, whereas in Randwick it was 51.7 per cent and in Woollahra 53 per cent.

Low home ownership and a significantly higher proportion of families living in flats when compared to Sydney are also important factors in the planning and programming of OSHC services, as children in high density housing areas often lack access to play.

Waverley is home to a diverse community. There is a large Jewish and Russian population living in the Waverley LGA. Many of these communities are well organised with their own children's services. There exist also a large number of small ethnic communities with little or no local infrastructure to support cultural needs; there are issues around cultural expectations for after-school care services, and a large number of families with children in private schools. In 2001, the most common birthplaces for children aged 0-12 were South Africa, England, New Zealand, Israel and Ukraine. The most common languages spoken at home by this age group was Russian, Hebrew, French, Greek and Italian. A large proportion of Waverley's children have one or both parents born overseas.

The Lighthouse Family Support Service and Homework Centre reports that they are assisting Maori and ATSI families in Bondi Beach who have high support needs that are not being addressed elsewhere. The Lighthouse tries to assist these families by providing a holistic, resource-intensive service to families on a small grant that is provided by Waverley Council.

In summary this information shows us that the Waverley LGA has a particular set of features which could develop into risk factors for children and young people. There is a perception of wealth in the LGA but there are many individuals and families on low incomes, some below the poverty level. These are families reluctant to move out of what may be their familiar neighbourhood, increasingly obliged to pay a higher proportion of household income on rental or mortgage payments leaving no money for children's recreational pursuits. There are also middle income families working long hours to keep up with mortgage and rental costs who, although on large salaries, have financial stresses that make spending either time or money on their children's recreation an impossibility. Families who have recently arrived from overseas or are here on temporary visas face particular issues of isolation and lack of support networks.

8.2 Out of School Hours Care in the Waverley LGA

There are five OSHC services in the Waverley LGA, they are at Bondi Beach Public School, Clovelly Public School, Bronte Public School, Waverley Public School and Wairoa School (special needs OSHC and respite care centre). All five services are CCB funded. As with most OSHC centres across the survey areas the numbers of children aged over ten in Waverley LGA OSHC services are low.

What Waverley children do after school

Many children in the eastern suburbs have spent significant amounts of time in childcare due to their parents' long working hours. The moment they can exercise their independence and vote against having to attend childcare, they do.

Most children we spoke to seemed content with the availability of after-school diversions. Most were happy visiting friends, going to the beach and going to socialise in Bondi Junction. Much of this activity is unsupervised. Those who had attended OSHC services would not be tempted back into them again and were enjoying their autonomy. When asked what they would like if they were to design their own after-school program or venue they were articulate and clear about wanting a safe, relaxed and supportive place to go that would not be too structured, and would not bear the label of a youth service.

The natural environment of Waverley provides many free and accessible recreational opportunities for all population groups. The primary one is the world famous Bondi Beach. Children interviewed in this area did not feel themselves to be especially disadvantaged. Most interviewed have a keen interest in surfing and other beach-based activities. The new Bondi Skate Park is popular with local children even though it is mostly a male sport. Some territorial issues prevail at the Skate Park that deter very young children and children from using the park, and the same anxiety is noted in relation to the use of youth facilities.

Many children in the eastern suburbs attend private schools where they attend scheduled sports and other activities in after school hours. Many parents can afford after school lessons and programs that cater to a wide range of their children's hobbies and pastimes. Our research found however that there is a small proportion of children in each LGA that are not accessing any of these opportunities due to financial constraints. This is a significant issue across the Waverley area. It is hard to gauge accurately what proportion of children stops accessing services, but of the group of six children interviewed at WAYS on a Friday evening, only one regularly accessed the Bondi Pavilion classes; the other five claimed it was too expensive. Targeting programs at this under-served group of children and evaluating ways that they can be assisted to participate more in what is already available should be a priority in any future development work.

Services for CALD children in Waverley

With the exception of those that the Jewish community provide there are no culturally or linguistically appropriate services for children from other CALD backgrounds. Cultural factors and lack of culturally appropriate services result in the isolation of children from CALD backgrounds. English difficulties that CALD families encounter means that many children in these families have no help with homework.

WAYS Youth Services (previously Waverley Action for Youth Services)

WAYS operates a Friday evening pre-teen program for children aged 10-14. It is the *only free* recreational program for this age group in the area and is well attended by local children who enjoy the mix of casual and structured activities. The Friday evening program provides incentive to the younger children who are starting to come along on other afternoons during the week. WAYS works hard to assure parents that the activities are safe and supervised. There are pool tables, free food and access to computer games and basketball. The program runs from 3.30–9pm every Friday night.

Waverley Woollahra Arts Centre

Is an independent non-profit community arts centre whose purpose is to provide vocational as well as recreational skills training in all facets of arts and crafts practice. They provide a school holiday program that costs \$40 per day or \$20 per session and after school pottery, painting and drawing classes for children 7-11 years during school term times. The price for these classes averages at \$10 per class over a nine-week period.

Bondi Beach Pavilion

The Pavilion also provides a range of after-school craft and art classes. These classes are taught by private providers and are all user-pay services. The Pavilion directly administers a pottery workshop, which is \$60 per term, this amounts to \$8 per session, making it the least expensive activity on offer at the Pavilion. Recent feedback from parents was strong in its appreciation of the affordability of this particular program. The holiday programs are generally \$6 for two-hour workshops or activities.

Until four years ago many more cheap activities were provided by community members but not any longer due to a variety of factors. Many of the providers, generally artists and crafts people surviving on low incomes themselves, have moved out of the Waverley area due to the high cost of living resulting from increased housing costs. Overheads such as insurance liability, transport, access and parking fees at Bondi Beach make the provision of low cost services uneconomic. Many families in the area on middle to low incomes are experiencing rental stress and cannot afford to pay for their children to attend the non-Council run, fee-paying activities and events at the Pavilion.

For many families who work long hours, particularly sole parent families, lack of transport and access to the Pavilion for their children after school is a barrier to participation.

A recent review of the Bondi Pavilion programs and fee structures¹⁵ recommends that fees be raised in recognition of the increased wealth in the community. Council's *Arts Plus Plan* draft refers to creating a balance of use between the community groups, whilst ensuring continued access by vulnerable groups. It is essential to ensure that any changes in policy by council at the Pavilion, or any other Council run facility, do not further disadvantage the less affluent in the community.

It is recommended that increased effort could be put into appropriate programming and planning to meet the recreational needs of the pre-teen age group of children in Bondi, Waverley and Woollahra areas.

¹⁵ *Bondi Community Cultural Centre Review*, 2004.

Vacation Care

Bondi Pavilion provides school holiday programs as does

- Waverley Library
- WAYS at Bondi Beach
- Bronte Public School Vacation Care
- Clovelly Public School Vacation care
- Bondi Beach Public School
- Waverley Public School
- Waverley Woollahra Arts Centre

8.3 Childcare issues identified through previous reports, plans or studies relating to the needs of children aged 0-12 in the *Waverley Council Social Plan 2000*

- The difficulty of maintaining good care, choice in care and viable services across the 0-12 age range.
- An expanding gap between those who can access affordable care and more disadvantaged families who cannot.
- Lack of support networks for families in Waverley area.
- Complicated and variable care arrangements for families and an increase in the use of informal care to overcome the cost problem of formal care.
- Children with additional needs and those from disadvantaged families are not +
- More facilities are needed for dance parties, skateboarding and other sporting and recreational needs.
- Waverley Council should continue to support existing services that care for children aged 9-12.

8.4 Issues identified through interviews with children in a local primary school

Of the 20 children that completed the survey sheets 11 were from Bronte, five from Bondi, two from Waverley, one from Coogee and one from Maroubra. Their involvement in after-school activities is as follows:

- 12 were not engaged in structured after school activities.
- 9 were not with family after school, so were either alone or with friends.
- 7 reported watching television after school.
- 13 are engaged in beach related activities (surfing or swimming).
- 6 found OSHC boring.
- 8 currently involved with some after school activities dance soccer and football.
- 6 involved in organised sport.
- 13 would like to be involved in sporting activities (includes surfing and swimming).
- Quite a few would like an indoors aquatic centre!

In open discussion the children reported that the facilities at Bronte Beach Park were not good for their age group and they would like to see a skate dish or half pipe there. They want to play beach netball or basketball and would like an adult with them to help organise teams for the games they want to play.

Feedback from parents

- Free play is important for kids who have been in school all day.
- Tennis courts are needed at Waverley Park as it is easy to access by bus.
- There is no gym any more in the Bronte area, parents have to drive children to Rosebery to access a gym that they can afford.
- Older children prefer more unstructured time once they can get the opportunity to get about on their own.
- There is a need for more shade-cloth in public parks over play facilities.
- Parents would rather children aged 9-13 go to unstructured care.

8.5 Issues identified by the Bronte OSHC service coordinator

Feedback from Bronte is consistent with OSHC provider issues identified earlier in this report. Older children require more attention and want more sports and more action. The AASC program has drawn older children back to OSHC, which proves that children will attend OSHC, if the program meets their needs.

Bronte OSHC would have staffing shortages if it tried to set up a special room for older aged children but staff nonetheless feel that there should be a pre-teen club within the existing OSHC and are willing to work on developing one.

8.6 Feedback from children and young people interviewed at Bondi Junction Mall and the 2005 Youth Week celebration at Bondi Beach.

Children and youth interviewed (10-17 years)

Respondents said their parents were happy for them to quit OSHC as soon as they were old enough to come home alone. Most go to friends' houses or Bondi Junction or the beach during the summer. All children interviewed were active in sports or creative pursuits.

Their preferred sports were swimming, AFL and soccer. Music, arts and drama are the primary interests for after school hours for both genders.

Youth opinions on what constitutes a good after-school hours program include nice youth workers; a friendly and calm place where friends can go; lots of guitars, drums and musical equipment; a pool table; access to a Playstation and a chance to socialise.

Fifty per cent wanted no structure and the other half thought that structured group activities were preferable. Girls are generally more interested in creative activities and boys in sports, music and computer games.

There was a general ignorance of the local youth services on offer, signifying that more effective promotion of information is needed.

8.7 Possible solutions for Waverley LGA

- More development is required to integrate programming in OSHC providers and independent services such as WAYS, PCYCs and the Bondi Pavilion. This can then lead to better sharing of resources, venues and playing fields. Children from schools in Waverley could be part of a trial multi-OSHC pick-up project that would get them to other venues for structured activities. If successful this model can be implemented in other urban areas of Sydney.
- Bronte Public School is fortunate to have an active and engaged Parent and Citizen Committee. It may be useful for the OSHC service, Waverley Council and the P&C to work together to trial an after-school hours games and sports program in the park one day per week.
- Develop information on recreation and leisure activities in the Waverley LGA, and improve methods of distributing this information to local families, for example through school newsletters, a kids' website and links between LGA websites across inner and eastern Sydney.
- Promote the WAYS under 14s program more effectively in schools and OSHC providers across the Waverley and Woollahra LGAs to increase participation levels outside of Bondi, and to link children to youth services before they leave primary school and enter secondary school.
- WAYS could work with pre-teen children in their program to develop a model to address bullying at youth centres that could be used in other centres with similar problems.
- Waverley Council to investigate how children from low-income families can access activities at the Bondi Pavilion. This may help address the fact that no matter how low the cost of such activities, they will still be too high for families living on the poverty line.
- Lift the image of youth services by using 'high profile' ambassadors to promote them to children as being 'cool' places, rather than just for disadvantaged youth.

9. Results of research by LGA: Woollahra

9.1 Demographics¹⁶

The Woollahra Local Government Area includes the suburban areas of Bellevue Hill, Bondi Junction, Darling Point, Double Bay, Edgecliff, Paddington, Point Piper, Rose Bay, Vacluse, Watson's Bay and Woollahra.

On Census Night, 7 August 2001, there were 50,897 people (23,679 males and 27,218 females) counted in Woollahra. (This figure includes overseas visitors.)

People of Indigenous Origin

There were 92 people (46 males and 46 females) who identified as being of Indigenous origin in the 2001 Census.

Age

The median age of people in the 2001 Census was 37 years.

Birthplace

In the 2001 Census, 28,548 people (57.3 per cent) stated that they were Australian-born. This compares with 29,977 people (60.9 per cent) in the 1996 Census and 29,963 people (61.0 per cent) in the 1991 Census. Of those born overseas, the three main countries of birth in the 2001 Census were United Kingdom 3,500 (7.0 per cent) New Zealand 1,650 (3.3 per cent) and South Africa 1,490 (3.0 per cent).

Language Spoken at Home

English was stated as the only language spoken at home by 38,101 people (76.5 per cent) in the 2001 Census. The three most common languages spoken at home other than English was Chinese languages 923 (1.9 per cent), Greek 705 (1.4 per cent), and Italian 590 (1.2 per cent).

Registered Marital Status

In the 2001 Census, there were 18,176 married people (42.5 per cent), 1,038 separated people (2.4 per cent), and 3,562 divorced people (8.3 per cent).

Families

In the 2001 Census, there were 4,486 couple families with children (which comprised 38.6 per cent of all families in occupied private dwellings); 5,411 couple families without children (46.5 per cent); 1,389 one-parent families (11.9 per cent); and 343 other families (2.9 per cent). There were 3,834 people (8.7 per cent) in group households and 6,918 people (15.8 per cent) in lone person households in the 2001 Census.

Dwellings

In the 2001 Census, there were 5,054 separate houses (22.2 per cent), 5,001 semi-detached, row or terrace houses and townhouses (22.0 per cent), 12,054 flats, units or apartments (53.0 per cent) and 172 other dwellings (0.8 per cent).

¹⁶ Australian Bureau of Statistics 105108500 Woollahra (A) (Statistical Local Area) Australia; www.abs.com.au; accessed August 2005.

Final report: *Better Futures* pre-teen research project

Of all occupied private dwellings in the 2001 Census, 11,998 were either fully owned or being purchased, which represents 52.8 per cent of all occupied private dwellings, while 7,442 (32.7 per cent) were being rented. This compares with 11,819 (52.7 per cent) either fully owned or being purchased, and 8,151 (36.4 per cent) being rented in the 1996 Census, and 11,535 (52.8 per cent) either fully owned or being purchased and 7,944 (36.3 per cent) being rented in the 1991 Census.

Age by Sex

	0-14 years	15-24 years	25-44 years	45-64 years	65 years and over	Total
Male	3534	2844	8064	5725	3040	23207
Female	3559	3201	8929	6414	4505	26608
Total	7093	6045	16993	12139	7545	49815
Percent	14.2 per cent	12.1 per cent	34.1 per cent	24.4 per cent	15.1 per cent	100 per cent

Note: Overseas visitors are excluded from these counts

Woollahra has relatively few children but the number of 5-11-year-olds has increased to 3,200 since the last census, making up 6.35 per cent of the population in 2001. These figures are expected to rise as the trend continues of young professionals moving into high-density units in Woollahra.

9.2 Current OSHC services

Woollahra has six OSHC services, they are located at Bellevue Hill Primary School, Glenmore Road Public School, Woollahra Public School, Double Bay Public School and Paddington Public School. Vacation care is provided at all these centres during school holidays, with the exception of Woollahra Public School.

In addition to these there are a number of private schools that provide after-school care to their own students. All centres are funded through Child Care Benefit payments. The Woollahra Council children's strategy rates the supply of OSHC services as adequate, but there are issues of concern in the movement of children to and from the OSHC services.

Three quarters of children in Woollahra LGA aged 5-11 attend non-government schools compared to the 11 per cent NSW average; 13 per cent are at government schools; and 15 per cent at Catholic schools (compared with the state averages of 67 per cent and 22 per cent).

Paddington OSHC

Paddington Public School has a school-based OSHC service with a room set aside for older children to do quiet activities on their own. This is well used and makes for a better program for all age groups. Before and after school care is provided and children have access to Centennial Park for games and sports.

Both staff and children at the school feel there should be skateboard facilities at Centennial Park and that they should be located near the children's playground for safety.

9.3 Childcare issues and youth needs in Woollahra as identified in its *Social Plan*

- Affordability of childcare for families with low incomes.
- Elderly grandparents taking on the role of full and part time carers to their grandchildren. The need to integrate grandparents into playgroups and other childcare. A significant number of families are combining their resources to hire and share nannies in order to be able to return to work.
- Insufficient places for young people to gather for social recreational or cultural activities.
- Under-age binge drinking.
- There is a perception that youth centres are places for disadvantaged youth only.
- Significant numbers of young families moving into flats and units with no outdoors play areas for children.
- Access to playing fields and facilities made difficult by demand pressures and costs.
- No skateboarding locations in the LGA. No venues for local bands/music.
- School boarders from outlying areas have no access to transport to get them to leisure and recreational opportunities.
- Demand for aquatic facilities for aged and youth.

9.4 Feedback from 18 Year six children interviewed at a local primary school

Children were residents of Bondi Beach, Surry Hills, Leichhardt, Paddington, Redfern, Randwick, Rose Bay, Elizabeth Bay, Alexandria, Potts Point and Woollahra.

13 children went home by bus themselves most of the time and five children engaged in some kind of structured classes or activities after school. The majority of children complained that too much homework and lack of time were the primary obstacles to doing what they wanted to do after school.

40 per cent of children want to spend more time with friends, 20 per cent want to watch more TV videos/games, 7 per cent want more time to do nothing, 10 per cent want more water sports, and 20 per cent want to do more ball sports (soccer is the favourite for both genders), and 3 per cent want more dance.

9.5 Overview

As with most Local Governments there is no particular focus on planning around the needs of pre-teen children in the Woollahra LGA. With more young families moving into Woollahra such planning is a necessity for an area that lacks public spaces for families and children.

A high percentage of Woollahra children attend non-government schools. The need to ensure that children not catered to in private childcare must be safeguarded and resourced. Because many children are in private childcare it is hard to get an accurate assessment of need for those who are not accessing any category of after-

Final report: *Better Futures* pre-teen research project

school care. Results from research carried out in a local primary school demonstrate that children are attending this school from a broad geographical area.

The loss of the PCYC and Holdsworth Street OSHC (which was a stand-alone rather than school-based service) has meant that children in the Paddington area; their nearest free pre-teen activities are now at Bondi Beach WAYS on a Friday night. The decline in public school numbers was a causative factor in the shutting down of the service. This has left users of those services in a vacuum. The needs of those families could be accommodated with more integrative planning and programming for pre-teen children who live in families that cannot afford private childcare.

Transport and other links can be created to assist children to facilities and services outside of the area that are providing good leisure recreation and play programs for the older aged child. Woollahra Council's youth and children's services workers could be the drivers of such initiatives in co-operation with neighbouring Councils.

9.6 Possible solutions for Woollahra LGA

- Investigate constructing more outdoor facilities (for example skate ramps).
- Woollahra Council could lead development of an integrated approach to meet the leisure and recreational needs of children aged 9-13 in the LGA. This will help broker partnerships between sports associations, private providers, OSHC services, youth services, PCYCs, community-based children's groups such as Guides and Little Athletics, the Active After Schools Communities Program, schools, and other organisations with appropriate resources.
- Develop information for children and parents on recreation and leisure activities within the Woollahra LGA and in surrounding areas, and improve methods of distributing this information to families in the area.
- Organise training and/or a forum to demonstrate how some services are more successful at catering to the needs of older children. This can be developed by Woollahra Council and with Network OSHC. This will also present an opportunity for mentor relationships to develop between more established OSHC providers who are successfully working with this age group and those who wish to become more attractive to older aged children.

Appendices

1. OSHC populations and places tables as at March 2005
2. Potential Integrated Planning Partners
3. The Methodology
4. Active After School Communities Program
5. Children's Participation in Cultural and Leisure Activities
Australia (Australian Bureau of Statistics April 2004)
6. Models of Best Practice
7. Overview of the Metro South East Region
8. Bibliography

Appendix One

OSHC populations and places tables as at March 2005

NEW SOUTH WALES							
LGA	Population			Number of places			Total
	0-4	5-12	Total	Before school	After school	Vacation care	
Sydney	2723	3054	5777	0	120	140	260
Waverley	3310	4231	7541	115	290	255	660
Botany Bay	2318	3438	5756	135	280	150	565
Randwick	6552	8994	15546	378	857	430	1665
Woollahra	2455	3708	6163	150	375	308	833
STATE TOTAL	17358	23425	40783	778	1922	1283	3983

Planning areas are based on LGAs for ABS Estimated Resident Child Population as at June 2003
(Does not reflect 2004 Council amalgamations)

Appendix Two

Potential Integrated Planning Partners

Waverley Council Community Services John Gilbert 31 –33 Spring St, Bondi Junction 93899344 johnqi@waverley.nsw.gov.au

Ways Youth Services Bondi Beach Ian Simmons 68a Wairoa Avenue Bondi Beach 93652500 ian@ways.org.au

City of Sydney Children's Program Development: Dhruma Varkevisser – Ph: 9288 5360

Guides: Robyn Miller Ph: 9698 3322 Metropolitan Guides – robynmiller@guidesnsw.org.au Anne Smith best person to talk to. Also Leanne Dodge Ph: 9868 3322

Brett Maron Active After School Communities Program Ph: 8765 2532

Australian Little Athletics Association Ph: 9633 4511 or 1800 451 295 (Waverley Little Athletics Ph: 9223 4500)

Trish Menzies, Woollahra Council, Manager of Community Services ph: 9391 7105

Nick Lake, Maroubra PCYC Ph: 9314 2536 – maroubrap@pcycnsw.org.au

Shane Brown, Director South Sydney Youth Services ph: 9318 0539; mobile 0408 257 986 – shane@ssys.org (Deb or Darlene OSHC workers)

The Shack Youth Services ph: 9349 7263 – theshack2035@hotmail.com.au

Robyn Munro Miller & Paulice O'Keene ph: 9212 3244 AT NETWORK OSHC (Peak Body for OSHC Sector NSW) – pauline@netoosh.org.au (she is the development officer)

Monica Beroni, City of Sydney (Driving the Youth Strategy Action Plan, going to organise a newsletter/site for youth information)

Lynne Camilleri, Youth Worker Botany Council ph: 9366 3899

Paula at Surry Hills Children's program Sydney City Council and the Girls and Boys Brigade ph: 9319 4509

Sydney Council Pine Street Creative Arts Centre (Bess O'Malley) – bomalley@cityofsydney.nsw.gov.au

Kirsty Burgess, Dept. of Housing Community Development Worker South Coogee ph: 9314 4005 – Rodney Leind Doff ph: 9314 4060

Soccer NSW ph: 8814 4400 / Eastern Suburbs, Liz Terry ph: 8335 0813

Final report: *Better Futures* pre-teen research project

Regional Sports in Schools (primary) Co-ordinator Bruce Riley ph: 0407 295 907 and Ross Morrison Active Assistant Manager of Schools Sports Unit ph: 9707 6950 – bruceriley@det.nsw.edu.au

Rosemary Cullen, City of Sydney – Redfern/Waterloo Project manager ph: 9288 5848

South East Neighbourhood Centre David Atkins ph: 8338 8506 (wants OOSH back in Eastlakes)

Nicky Hammond Generalist Community Development Worker (Randwick) La Perouse and surrounding areas ph: 9311 4580
nicole.hammond@randwick.nsw.gov.au

DoCS Redfern Waterloo – Human Services Plan ph: 0417 274 002 Robbie McInnes ph: 9245 1666

Samantha Sidwell PCYC Redfern ph: 9319 4240 – ssidwell@pcycnsw.org.au

UNSW Lifestyle Centre ph: 9385 4881 Children's Programs
www.lifestylecentre.unsw.edu.au Graham McLaughlin

Aunties and Uncles ph: 9638 2480 – auntunc@pnc.com.au
www.auntiesanduncles.com.au

Bondi Pavilion Community Centre Co-ordinator, Roz Newton ph: 8362 3400
bondipav@waverley.nsw.gov.au

Kooloora Community Centre, Julie Spiers ph: 9661 9160 Malabar-Randwick South Ward.

Carole Taylor Community Program Officer, Partnerships & Planning South East Sydney Network, NSW Department of Community Services 55 Renwick Street Redfern NSW 2016
Locked Bag 42 Strawberry Hills NSW 2012 Ph: (02) 9245 1678 Fax: (02) 9245 1677

Appendix Three

The Methodology

- Demographic analysis of children aged 9-13 in the Inner and Eastern Sydney Area
- Surveys of children in 8 schools across survey area
- Interviews with 97 children and young people in schools and youth centres across survey areas
- Interviews with OSHC services coordinators
- Survey of 200 OSHC services across survey areas
- Consultation with Parent and Citizen groups did not happen due to poor response from invitees.
- Survey of selected parents across survey areas
- Consultation with model OSHC services
- Review and analysis of all Local Council's Social, Strategic & other plans
- Review of State Government youth plans, reports and issue papers
- Web based research
- Review of National and International research regarding activity levels of Pre Teenage children

Who was consulted

- 96 Children aged 9 – 13 (105 in total but 9 responses could not be used)
- 14 Young people 14-16
- OSHC service providers x 8
- Peak bodies of OSHC, sports associations, youth services
- Primary schools x 8
- Youth service providers
- 'Good practice' providers of OSHC x 4
- Interagencies

Public schools, OSHC centres and Recreation and Leisure services visited

- La Perouse Public School and Inarr -Nura OSHC
- Darlington Public School and OSHC
- Gujaga (ex- OSHC service provider in La Perouse)
- Paddington OSHC and Public school Yr 6
- Bronte Public School Yr 6 and OSHC
- Darlo Play Centre Darlinghurst
- Summer Hill OSHC
- Daceyville/Woolloomooloo/South Sydney PCYCs
- South Sydney Youth Services
- South Coogee Public School
- Girls and Boys Brigade Surry Hills
- The Factory OSHC/ Alexandria Public School
- Bellevue Hill OSHC
- Bellevue Hill Public school
- NSW Commission for Children and Young People
- Juanita Nielsen Youth Program Woolloomooloo
- Juanita Nielsen childcare centre Woolloomooloo

Final report: *Better Futures* pre-teen research project

- WAYS Youth Service Bondi Beach
- Kooloora Community Centre Malabar
- The Network Conference May 2005 (The challenges, frustrations and passion of programming for middle childhood)
- Visits to OSHC services in South Coogee , La Perouse, Bronte, Paddington, Darlinghurst, Woolloomooloo, Surry Hills, Darlington,
- The Kooloora Community Centre at Malabar
- Parent interviews at Bronte Public School
- Survey of children at the Public schools of South Coogee, La Perouse, Bronte, Paddington, Bellevue Hill, Darlington
- Interviews with community development workers and youth workers
- Interview with Julia Tobin the author of the report into La Perouse and Surrounding Areas Needs Analysis 2003

Forums attended

- Eastern Sydney Youth Services Network (ESYSN)
- Inner and Eastern Sydney *Better Futures* Sub Regional meetings
- Woollahra Youth Interagency
- Woolloomooloo Youth Interagency
- City of Sydney OSHC Interagency (1)
- City of Sydney Youth Interagency
- Waverley Council OSHC forum

Research design

The first two months of the project were spent in carrying out environmental scans to:

- Define the issues and their context
- Who should be consulted and when
- The type of information to be gathered
- How the information will be used

Questionnaires were designed to be age appropriate and interesting. TAFE student Chana Eisman took a leading role in survey design and data management. Young people had major input on questionnaire formatting. We found there was a significant difference in the capacity to understand the written questionnaire between the 10-year-old children surveyed and the 11 year old children. For this reason a pictorial form was developed to engage younger children more effectively.

Level of information given

Information given to participants related to the nature and aims of the *Better Futures* Program and Waverley Council's role in carrying out the Pre-Teens Research Project. Participants were informed as to the background and development of the project and the process and results of consultation.

Children were rewarded with certificates of appreciation for their assistance with the consultations.

Appendix Four

Active After School Communities Program (AASC)

Is a national program, which is part of the Australian Government's \$116m Building a Healthy, Active Australia package. It provides primary school aged children access to free structured physical activity programs in the after-school timeslot of 3.00pm to 5.30pm. The program is designed to engage traditionally non-active children in structured physical activities and build pathways with local community organisations including sporting clubs. The program is open to all Australian primary schools and Childcare benefit approved Out of School Hour Care Services (OSHCS).

The key factors that prompted the development of the AASC program:

The increase in rates of childhood obesity and sedentary behaviour societal; changes that have impacted on the ability of families to support extra-curricular activities; and the decline in daily physical education in Australian schools due to crowded curriculums.

The objectives of the AASC program

- To enhance the physical activity of Australian primary school aged children through a nationally coordinated program.
- Provide increased opportunities for inclusive participation in quality, safe and fun structured physical activities.
- To grow community capacity and stimulate local community involvement in sport and structured physical activity.
- 3,250 Australian primary schools and/or CCB approved OSCHS to participate in the AASC program.
- 150,000 Australian children to participate in the AASC program (approx 50 children per school/CCB approved OSHCS).

The emphasis of the AASC program

- local community partnerships
- local community approach to increase participation in structured physical activity
- school/OSHCS focussed and directed
- focus on mobility skills and motor skill development.
- structured on Game Sense principles and resources.

The *Active After-school Communities* program is a free service. Where children are enrolled in the OSHCC service the program will not incur any additional costs above the cost of the childcare.

Selection of Schools/OSHCS

1500 schools/OSHCS have been invited to participate in 2005. An additional 1750 places will become available in subsequent years, and Expressions of Interests (EOI) will be opened again in the latter half of 2005. OSHCS are required to be Child Care Benefit approved to be involved in the program. 1000 schools/OSHCS will be commencing in Term 2, 2005. Each term thereafter 250 schools/OSHCS will be added nationwide until the program reaches its target of 3260 schools/OSHCS in Term 3, 2007

Final report: *Better Futures* pre-teen research project

Regional Coordinators work with the schools/OSHCs to ensure that the programs delivered are varied and fun, engage maximum participation and provide opportunities for pathway development and growth at the community level. Schools and OSHC services participating in the AASC program at the time of writing this report (August 2005):

1. Alexandria Park Community School
2. Galilee Catholic Primary School
3. Paddington Out of School Care
4. Currawong Children's Centre
5. Bronte Activity Centre
6. Coogee Out of School Hours for Youth
7. Newtown North BASC
8. Maroubra Junction BASC
9. Randwick OSHC Care Centre
10. Woollahra After School Care

Some feedback from the surveys from the Active After School Communities first term (Term 2 – 2005)

The program ran in eight OOSHC Services and two schools in the Eastern Suburbs. Approximately 400 children participated in the program with a mix of boys and girls and a wide range of age groups from Kindergarten to Year six (exact breakdown of ages was not available at the time of this report).

Three groups were surveyed about the program, parents of children participation, deliverers of physical activity session and staff from the school or OSHC.

Parents were asked about their level of satisfaction with the program, the way it was being coordinated, whether it provided fun, safe, positive activities for children and whether it was engaging the local community and engaging traditionally non active children. All responses were either satisfied or extremely satisfied.

Comments from parents about the things they were satisfied with included:

- The kids were getting extra physical activity
- Involvement in new and interesting activities with friends
- Structured activities for children, time outside getting fresh air and being active, as a full time mum this is very important to me
- Healthy concept promoting sport and outdoor activity
- My child really enjoyed it and talked about it quite a bit

Improvements parents would like include more feedback to parents about what is happening and a bigger variety of activities.

Staff at the schools and centres were asked the same questions as parents and overall all schools and centres were satisfied or extremely satisfied with the program.

Comments from staff about the things they were satisfied with included:

- Children and parents were happy with the program
- Allowed a regular time to be reserved for structured physical activity
- Helped to provide a sport program in centre
- Funding provided for equipment and deliverers
- Provides more opportunities for children to be active

Final report: *Better Futures* pre-teen research project

Improvements staff would like include more variety of deliverers and reducing the admin involved in the program.

Deliverers involved in the program found it challenging dealing with a wide range of age groups at the one time. Many centres structured their program to deliver sessions to the younger children (year K-2) on one day with the older children (year 3-6) participating on another day. The deliverers were very happy with the initial training provided but would like more ongoing training and support in their roles. More information on this program www.ausport.gov.au/aasc

Appendix Five

Children's Participation in Cultural and Leisure Activities Australia (Australian Bureau of Statistics April 2004)

Summary of Findings

Introduction

In April 2003, there were approximately 2,647,500 children aged 5-14 years. Outside of school hours, in the 12 months prior to the survey, it is estimated that:

- 2,641,500 (99.8%) participated in selected leisure activities, the most frequent activities being watching television or videos, reading for pleasure and playing electronic or computer games
- 1,630,400 (62%) participated in organised sport
- 780,400 (29%) were involved in selected organised cultural activities
- 755,400 (29%) did not participate in organised sport or selected organised cultural activities.

During or outside of school hours, in the 12 months prior to the survey, it is estimated that 95% of all children used a computer (2,517,500) and 64% accessed the Internet (1,693,300).

Changes in participation since 2000

Changes, from 2000, in children's participation outside of school hours, include:

- an 8 percentage point decrease in the proportion of children who skateboarded or rollerbladed
- a 5 percentage point increase in the proportion of children who did art and craft activities.

Internet usage increased for both boys (48% in 2000 to 62% in 2003) and girls (46% in 2000 to 66% in 2003). Overall, there was an increase of 17 percentage points in the proportion of children accessing the Internet.

There was an overall increase in the participation rate for girls in organised cultural activities from 40% in 2000 to 43% in 2003. The increase was largely attributable to an increase for dancing. Similarly, participation in art and craft activities increased for girls from 55% in 2000 to 61% in 2003. By contrast, for boys there was an overall decrease in the participation rate in organised cultural activities from 20% in 2000 to 17% in 2003, but an increase in art and craft activities from 34% in 2000 to 39% in 2003.

Overall, there was an increase of 2 percentage points in the rate of participation in organised sport. While participation in organised sports increased for boys (66% in 2000 to 69% in 2003), there was no statistically significant change for girls.

SELECTED ORGANISED CULTURAL ACTIVITIES

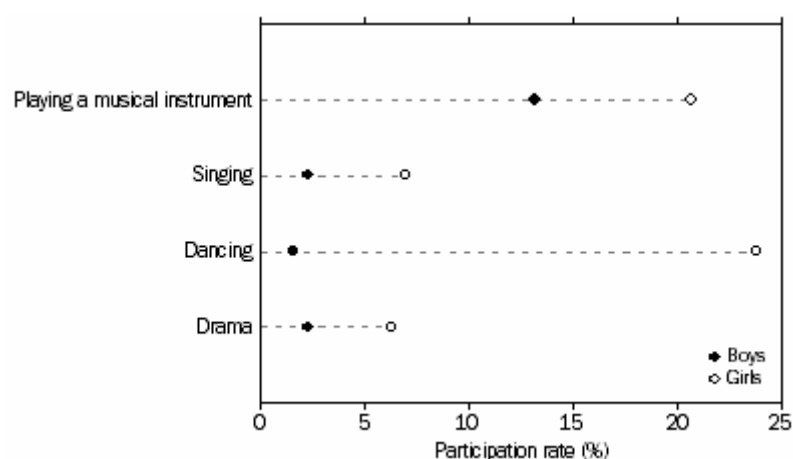
Participation

There were 780,400 (29%) children involved in selected organised cultural activities, outside of school hours. It is estimated that of children aged 5-14 years (2,647,500):

- 445,500 (17%) played a musical instrument
- 329,300 (12%) participated in dancing
- 122,500 (5%) were involved in singing
- 112,600 (4%) were involved in drama.

These activities were more popular with girls than boys. Over four in ten girls (43%) were involved in at least one of the selected cultural activities (552,000), compared with 17% of boys (228,500). Dancing was the most popular of these activities for girls (24% or 307,100), but the least popular for boys (2% or 22,200). For boys, the most popular activity was playing a musical instrument (13% or 179,000). Some 7% of children (2% of boys and 12% of girls) participated in more than one organised cultural activity (182,900).

PARTICIPATION IN ORGANISED CULTURAL ACTIVITIES, By sex



Comparing states and territories, children in Western Australia had the highest participation rate (33%) in selected organised cultural activities, while children in the Northern Territory had the lowest (25%). Across all the states and territories, playing a musical instrument was the most common selected organised cultural activity. This was followed by dancing. For singing, the Northern Territory had the highest participation rate (7%), while Victoria had the lowest participation rate (4%). For dancing, New South Wales had the highest participation rate (14%), while the Australian Capital Territory had the lowest (8%).

Comparing age groups, children aged 9-11 years had the highest participation rate (36%) in selected cultural activities. This was followed by children aged 12-14 years (30%) and children aged 5-8 years (24%).

Organised lessons

During the 12 month period, 94% of children involved in dancing had dancing lessons (311,000). This compares with 80% of children involved in drama receiving drama lessons (90,200), 78% of children playing a musical instrument receiving music lessons (349,300) and 70% of children involved in singing receiving singing lessons (85,600).

Frequency and duration

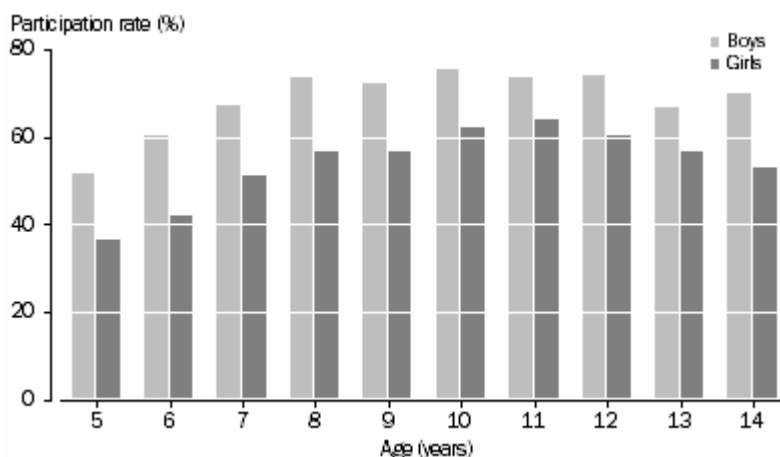
Of those children who played a musical instrument, 45% did so (practised at home or elsewhere, had lessons or performed with their musical instrument) more than once a week (200,600). Of those who did dancing, 22% (71,700) did so (practiced at home or elsewhere, had lessons or performed with dancing) more than once a week. This compares with 14% of children involved in singing (17,400) and 3% of children involved in drama (3,400).

Children who played a musical instrument spent on average 4 hours, over two school weeks, on this activity (practised at home or elsewhere, had lessons or performed with their musical instrument). Children who did dancing spent on average 4 hours, over two school weeks, on their activity (practiced at home or elsewhere, had lessons or performed with singing) also. For those who did singing, the average time spent singing was 3 hours and for those involved in drama, 2 hours.

ORGANISED SPORT

Participation

In the 12 months to April 2003, an estimated 1.6 million (62%) children participated in sport, outside of school hours, which had been organised by a school, club or association. Participation in organised sport ranged from 44% of children aged 5 years (112,500) to 69% of 10 year olds (185,800). Across all of the age groups, boys had a higher participation rate (69%) in organised sport than girls (54%). Nearly one-third (29%) of children (774,000) participated in two or more organised sports - 35% for boys (478,700) and 23% for girls (295,300).

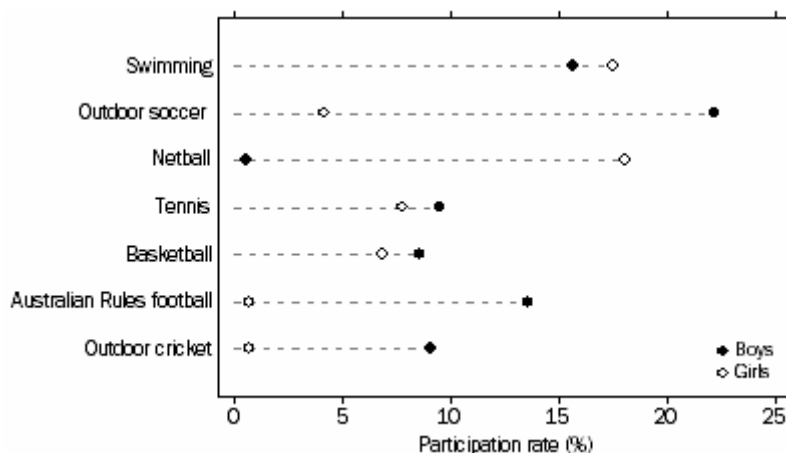


PARTICIPATION IN ORGANISED SPORT, By age

Comparing states and territories, children in Western Australia had the highest participation rate (66%) in organised sport, followed by Victoria (65%), while children in Queensland had the lowest (54%).

Sports with most participants

The most popular sport for children was swimming with a participation rate of 17% (439,100) followed by outdoor soccer (13% or 355,900). For boys, the most popular sports were outdoor soccer (22% or 301,100), swimming (16% or 213,600), Australian Rules football (14% or 184,200), tennis (9% or 128,300), outdoor cricket (9% or 124,200) and basketball (9% or 116,100). For girls, the most popular sports were netball (18% or 233,000), swimming (17% or 225,500), tennis (8% or 100,100)



and basketball (7% or 88,900).

Participation in most popular sports frequency and duration

For those children involved in organised sport outside of school hours (1,630,400), it is estimated that:

- nearly half (49%) trained or played more than once a week, outside of school hours
- an average of 5 hours per school fortnight were spent participating in organised sport outside of school hours
- those aged 5-8 years spent on average 4 hours per school fortnight participating in organised sport outside of school hours, and those aged 12-14 years, 6 hours.

NON-PARTICIPANTS

In the 12 months prior to April 2003, 71% of children did not participate in any of the selected organised cultural activities (1,867,100). This compares with 38% of children who did not participate in any organised sport outside of school hours (1,017,100). Some 83% of boys did not participate in any of the selected cultural activities (1,129,200) compared with 31% who did not participate in organised sport (425,800). For girls, 57% did not participate in any of the selected cultural activities (737,900) compared with 46% who did not participate in organised sport (591,300).

During the year, 755,400 children (29%) did not participate in any of the selected

Final report: *Better Futures* pre-teen research project

organised cultural activities or organised sport outside of school hours. Of these children, it is estimated that:

- 29% of girls (376,200) did not participate compared with 28% of boys (379,200)
- 35% of children aged 5-8 years (366,400) did not participate compared with 22% of children aged 9-11 years (178,400)
- 43% of children born overseas in non-English speaking countries (39,900) did not participate compared with 28% of children born in Australia (696,100) and 27% born overseas in English speaking countries (19,400)
- 40% of children in single-parent families (225,300) did not participate compared with 26% of children in couple families (530,100).

SELECTED LEISURE ACTIVITIES

Participation

Almost all children (99.8%) participated in at least one of the selected leisure activities outside of school (2,641,500). It is estimated that, within the total population of children aged 5-14 years (2,647,500):

- 2,601,000 (98%) watched television or videos
- 1,981,000 (75%) spent time reading for pleasure
- 1,870,500 (71%) played electronic or computer games
- 1,644,800 (62%) rode their bike
- 1,311,200 (50%) participated in art and craft activities
- 604,500 (23%) skateboarded or rollerbladed.

For boys, the most popular leisure activities were watching television or videos (99% or 1,338,600), playing electronic or computer games (82% or 1,110,800), bike riding (70% or 957,400), reading for pleasure (68% or 919,200), art and craft (39% or 529,800), and skateboarding or rollerblading (28% or 386,400). For girls, the most popular leisure activity was watching television or videos (98% or 1,262,400), followed by reading for pleasure (82% or 1,061,800), art and craft (61% or 781,500), playing electronic or computer games (59% or 759,700), bike riding (53% or 687,400), and skateboarding or rollerblading (17% or 218,200).

Time spent

Watching television or videos was the most popular of all the selected activities (including cultural and sports activities) (2,601,000 or 98% of all children). Most children spent more time watching television or videos than they did on any of the other selected activities. Children spent an average 22 hours over a school fortnight watching television or videos.

Reading for pleasure (1,981,000 or 75%), and playing electronic or computer games (1,870,500 or 71%) were also popular leisure activities for children. Participants in these activities spent an average of 8 hours over a school fortnight involved in each of these activities.

For those children who participated in bike riding (1,644,800 or 62%), and art and craft activities (1,311,200 or 50%), the average time spent on each of these activities was 6 hours over a school fortnight.

Skateboarding or rollerblading (604,500 or 23%) was the least popular of the selected leisure activities and had the lowest average duration of participation at 5 hours over a school fortnight.

COMPUTER ACTIVITIES - Participation

In the 12 months to April 2003 most (95%) children aged 5-14 years used a computer during or outside of school hours. For these children (2,517,500), it is estimated that:

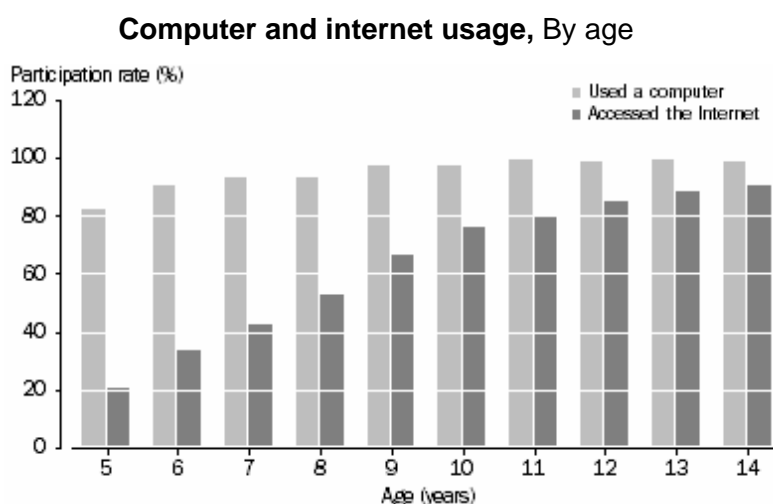
- 2,369,200 (94%) used a computer at school
- 2,165,300 (86%) used a computer at home
- 1,050,800 (42%) used a computer at someone else's home
- 303,300 (12%) used a computer at a public library.

Participation in computer activities was comparable for boys and girls. Computer usage increased with age from 82% for 5 year olds to 99% for children aged 11 years and older.

During the year, most of the children who used a computer at home did so more than once a week (74% or 1,603,400). Some 19% of children did so every day (416,500). The activities for which these children used the home computer varied with their age. For the 5-8 year olds, 91% used the computer to play games (685,300), 70% used it for educational purposes (525,000) and 25% used it to email or do other Internet based activities (187,400). For 12-14 year olds, 94% used the computer for educational purposes (680,000), 76% used it for playing games (546,600) and 69% for emailing and other Internet based activities (499,000).

Internet usage

In the 12 months to April 2003, the Internet was accessed by 1,693,300 children during or outside of school hours. This was 64% of all children, aged 5-14 years, and 67% of children who used computers. The proportion of females who accessed the Internet was slightly higher (66%) than the proportion of males who accessed the Internet (62%). Across the age groups, 21% of children aged 5 years used the Internet, compared with 90% of 14 year olds.



For those children who accessed the Internet, it is estimated that:

- 1,341,600 (79%) accessed the Internet at home
- 1,181,900 (70%) accessed the Internet at school
- 412,400 (24%) accessed the Internet at someone else's home
- 117,000 (7%) accessed the Internet at a public library
- 57,200 (3%) accessed the Internet at other places (e.g. Internet cafes).

Final report: *Better Futures* pre-teen research project

Use of the Internet varied across the age groups:

- For 5-8 year olds, popular uses of the Internet at home were to play games (68% or 204,200), school or educational tasks (65% or 194,600), browsing for leisure (24% or 71,200), and using email or chat rooms (23% or 68,500)
- For 9-11 year olds, the Internet was used at home for school or educational tasks (89% or 409,000), playing games (60% or 275,300), using email or chat rooms (40% or 184,100), and browsing for leisure (39% or 181,100)
- For 12-14 year olds, popular uses of the Internet at home were for school or educational tasks (94% or 545,700), using email or chat rooms (67% or 390,700), playing games (52% or 300,200) and browsing for leisure (50% or 291,000)

Over half (61%) of the children who accessed the Internet at home, did so more than once a week (824,800) and some (14% or 193,400) did so every day. The majority (70%) of children who accessed the Internet at home everyday were 12-14 year olds, followed by 9-11 year olds (23%), and 5-8 year olds (7%).

Appendix Six

Models of Best Practice

The Darlo Play Centre a Best Practice Model OSHC for 9-12 year olds

Darlo Play Centre has 30 children aged from 9 -12 in their OSHC program. With a school population of 100 - sixty attend OSHC. Very high participation is a result of many parents working and families living in tiny apartments making the OSHC Centre the best opportunity for play.

Activities that interest the older children are; wax sculpture, running a café, ball games, origami, collage, chess club, parachute, games, making jewellery, candle making, cooking, elegant dinner parties, cricket matches, indigenous art and games.

Issues that concern the provision of good programs for this group

Child input on service activities. Sense of belonging to the service, continuity of care, low staff turnover, an old friends network allows past students to stay in touch and visit, OSHC is seen as a good place to hang out.

Resources /Facilities/Staff needed to attend to 9-13 year old children

A good budget for equipment 9-13-year-olds 'stuff' is more expensive. Older children need three or four challenging activities to keep them engaged, older kids enjoy activities they see as slightly risky. They need lots of space for ball games. They appreciate less structure they value play, no television except for the very rare video no computers, the school prefers kids do homework at home, but will help if necessary.

What works and what does not with a mixed group of 5-9 and 9-13year olds

Darlo Play Centre works across the age span - older kids like to relax with younger ones and many of them are sole children, they love the opportunity to nurture and be responsible for smaller ones. Good community development modelling = good civic behaviour. 9-12 year olds get special privileges when they take on leadership roles. For example; they are a list of chores in the centre and when kids voluntarily do a chore they get rewarded by points that become awards. They also run a café once a week, organise menus and get involved in the 'elegant dinner parties', which they love.

Different activities for different ages

Activities are not very different but leadership is encouraged in older kids. The School has a buddy system in place that is carried forward as some kids know the little ones before they reach OSHC. 90% of parents are working 10% are kids at risk in the Darlo Play Centre. 70% -80% of children live in small spaces and have no other way to get involved in other activities. Of the 30 who attend only 10 are also in other sports or leisure activities.

How children aged 9-13 can be attracted to OSHC services

- By planning the programming formally with children. A good balance of active and passive activities.
- Making activities interesting and a little bit risky sounding, giving them responsibility
- Let them organise their own events eg the Frog Cup an annual event where they race frogs they have made themselves out of clothes pegs, they invite parents

Final report: *Better Futures* pre-teen research project

and make it a community event. Or the Jelly cup - initiated by Year 4's (9 years) a how much can you eat event –the fastest to eat without touching wins)

- Chores Book achievement awards/
 - Movies occasionally eg Shrek etc for chill out activities on special days.
 - Catering for gender differences: Boys more physical, Girls like more balanced indoor and outdoor tend not to mix too much but do occasionally.
 - Creating a family atmosphere is very important, having staff that children can bond with
 - Procedures should not to be too regimented for the older children, eg; have two roll calls 1-6's and then older kids as they come in from school.
 - Service should be Family friendly.
 - 9-12 clubs can work well particularly for kids from large family who may be intolerant of younger siblings and need extra special time to themselves as a peer group.
 - Offer a service that has the atmosphere of the streets and backyards of the 1950's
 - D/hurst has high rate of transience - has seen 600 or 700 kids through in the last 7 years so the OSHC service must act as a zone of stability.
-

The Summer Hill Centre (SHARE) a Best Practice Model of OSHC for 9-12 year olds

SHARE has 120 children altogether on its books. 49 children are aged between 9-12.

Activities that interest the older children

'Risky activities' (supervised) for boys this means using tools, flame, and knives. All children enjoy. soccer, cricket, tennis, handball, tickle touches, netball, indoor games, lemon roll, statues, board games skipping , drip drip drop.

Older children have their own quiet room to do homework or whatever they like. This works well and makes them feel grown up.

A casual 9+ club is held from time to time when there is a critical mass of older kids at the same time they had a cafe which was very successful. Older children will attend if their mates do.

SHARE is set within a park adjacent to school sports facilities which they can use they have 8 staff which is a one to 15 staff child ratio. The facilities are spacious and permanently set up for childcare. The atmosphere is creative and friendly children interviewed were very happy with the service and enjoyed coming. SHARE believes in lots of unstructured time for the children to socialise around activities of their choosing.

How children aged 9-13 can be attracted to OSHC services

- By having lots of input on planning
- Close relationships with staff
- Good food

Age appropriate activities where children can feel responsible. SHARE's philosophy of service is to provide the best opportunity for children to play through quality facilities activities close personal relationships with the children in their care.

Note: Whilst not in the research area the Glebe PCYC provides a good example of a targeted pre teens program with it's Girlzone on Wednesdays from 3.30 –5.30 and an integrated (boys and girls) program from 3.pm-6pm on the same day. Both programs provide arts crafts games and excursions, free food and free transport home.

The **PCYCs** visited for this research and **WAYS** youth services in Bondi seem to provide the best examples of leisure and play outside of the OSHC service model. The fees are minimal, the activities age appropriate, the venues have an older age membership, which is attractive to pre-teens, and the resources are of a high standard and are in accord with children's needs at this age.

The Juanita Nielsen Childcare Centre

Has 52 children daily for their free drop in after school service. 25 of these children are aged between 9-13. The children live locally but attend schools in Paddington, Walla Mulla, Plunkett St and Crown St; they get back from school on public transport and then come over to the centre. Children get hot dinners, and a combination of structured and free play. The centre is open on Saturdays and has 20 children regularly for lunch.

The Juanita Nielsen Centre in Woolloomooloo was impressive as the best resourced (clean, bright premises, pool tables, games, electronic games, good music access to gym) Centre across the survey areas. It has a pre teens program on Wednesday afternoons which is one of the *On the Move* opportunities provided to a range of City of Sydney children, youth services and PCYCs in the City of Sydney for children between 10-14 years.

The children who attend the centre are residents of the Woolloomooloo area, a high proportion being Department of Housing residents. Many of the children have spent their early childhoods in the Juanita Nielsen Childcare Centre that is co located with the youth service. Younger children aged 10 and 11 who are transitioning out of the childcare centre into the youth service, have the support and comfort of a children's service worker who accompanies them and works alongside the youth worker on the day that the on the Move program is run. Children move back and forth from the youth services on other days of the week though the age limit is 11 for access to the centre on days other than the On the Move afternoon. This assistance to transition is a sensitive and resourceful strategy to assist children at a vulnerable time of their lives.

The elements of good practice are the same as noticed at other successful programs ie: good mix of age appropriate activities, staff have long lasting relationships with children in their care, a stimulating environment with access to gym facilities and hall. Children have a lot of input on programming and lack of resources is not an issue. Since the children do not return from school until 4-4.30 p.m. having excursions is not possible in the timeframe. The centre reports that they would like to be able to bring more specialist teachers in to run special one-off classes around arts or sports activities.

Appendix Seven

OVERVIEW OF THE METRO SOUTH EAST REGION

Geographic Information

The State Electorates covered by the Metro South East Sydney Region are Bligh, Coogee, Georges River, Hebron, Hurstville, Kogarah, Maroubra, Miranda, Port Jackson (part), Rockdale, Sutherland and Vacluse.

The Region comprises 10 Local Government Regions: Waverley, Woollahra, Botany, Randwick, South Sydney, City of Sydney, Rockdale, Kogarah, Hurstville and Sutherland.

Demographic Information

The total population is 821,013 people (ABS 2001 Census). The population has increased by 7.27% since 1996.

South East Sydney Region has the following child populations:

Table 1 Child populations in Metro South East Region

Age	MSEA %	NSW %
0-4yrs	5.4	6.6
5-9yrs	5.17	6.9
10-14yrs	5.17	6.98
15-19yrs	5.9	6.8

Population of children aged 9-13 in Inner and Eastern Sydney
(as defined by ABS statistical areas ABS 2001)

Age	Randwick LGA	Botany LGA	Woollahra LGA	Waverley LGA	Sydney LGA	Total Inner & Eastern Sydney
9 yrs	1165	447	498	516	195	2821
10 yrs	1135	442	505	542	221	2845
11 yrs	1067	429	494	503	231	2724
12 yrs	1113	398	533	502	230	2776
13 yrs	1056	407	516	496	231	2706
Total all ages						13.872

25% of the population speaks a language other than English, compared to the State proportion of 18.7%, an increase of 2% from the 1996 Census. The main languages spoken are Chinese languages, Greek, Italian and Arabic. There are a significant number of Macedonian people settling in the Rockville, Kogarah and Hurstville

Final report: *Better Futures* pre-teen research project

Regions. There are also smaller numbers who speak Spanish and Russian. Newly arriving Russian immigrants continue to settle in the Eastern Suburbs.

While 6,044 people (.7% of the total population), in Metro South East Region identify themselves as Aboriginal or Torres Strait Islanders (State average is 1.8%), there are four concentrated Aboriginal communities at La Perouse, Redfern, Woolloomooloo and Southern Sydney.

The family profile of the Region illustrates fairly similar characteristics to that of the NSW average. Of a total of 189,131 families in the Metro South East Region 14.6% are single parent families, compared to the State average of 15.7%. There is a slightly higher than average number of couples with no children with 39% in the MSE Region against the State average of 35.5%

Table 2 Family Profile

<i>Status</i>	<i>MSEA %</i>	<i>NSW %</i>
Couple Families	46.5	48.7
Single Parent	14.6	15.7
Couple No children	39.0	35.5

The Statistics on crime rates and type, vary from Local Government Areas. The most significant increases in criminal activity occurs in the Sydney, South Sydney, Randwick, Waverley and Sutherland Regions. Common throughout all the Regions is the decrease in theft of Motor Vehicles. However, there is a marked increase in break and enters of dwellings and non-dwellings. Appendix 1 gives a more detailed analysis of the crime statistics for the Metro South East Region.

The socio-economic profile of the Region is varied. The 1996 Census revealed Hurstville and Kogarah having slightly higher numbers of low-income earners and the ABS Socio-Economic Disadvantaged Index ranks Botany and South Sydney LGA's as the most disadvantaged in the State. Woollahra LGA is one of the most advantaged LGAs in the State. The Region's unemployment rate is 6.28%. A large number of Department of Housing properties are located within the Region.

Metro South East Region Profile -February 2003

AGE, No. & % of persons, LGAs in South East Sydney Network, 2001						
Area	AGE [in years]					Total
	0-4	5-9	10-14	15-19	20+	
Number of Persons						
Woollahra	2,299	2,228	2,566	2,725	39,997	49,815
Waverley	3,040	2,617	2,511	2,740	47,861	58,769
Randwick	6,290	5,555	5,391	7,548	93,796	118,580
Sydney	1,262	1,067	1,152	2,257	31,817	37,555
South Sydney	3,040	2,413	2,349	4,060	75,095	86,957
Botany Bay	2,274	2,166	2,077	2,231	26,824	35,572
Rockdale	5,754	5,131	4,655	5,157	66,961	87,658
Hurstville	4,370	4,338	4,261	4,690	52,351	70,010
Kogarah	3,101	3,089	3,047	3,116	37,532	49,885
Sutherland	12,984	13,916	14,457	14,347	146,454	202,158
SE Syd Network	44,414	42,520	42,466	48,871	618,688	796,959
Sydney SD	265,175	269,909	263,742	270,999	2,878,196	3,948,021
NSW Total	422,340	445,984	445,026	436,632	4,561,168	6,311,150
Proportion of Persons [by area]						
Woollahra	4.6%	4.5%	5.2%	5.5%	80.3%	100.0%
Waverley	5.2%	4.5%	4.3%	4.7%	81.4%	100.0%
Randwick	5.3%	4.7%	4.5%	6.4%	79.1%	100.0%
Sydney	3.4%	2.8%	3.1%	6.0%	84.7%	100.0%
South Sydney	3.5%	2.8%	2.7%	4.7%	86.4%	100.0%
Botany Bay	6.4%	6.1%	5.8%	6.3%	75.4%	100.0%
Rockdale	6.6%	5.9%	5.3%	5.9%	76.4%	100.0%
Hurstville	6.2%	6.2%	6.1%	6.7%	74.8%	100.0%
Kogarah	6.2%	6.2%	6.1%	6.2%	75.2%	100.0%
Sutherland	6.4%	6.9%	7.2%	7.1%	72.4%	100.0%
SE Syd Network	5.6%	5.3%	5.3%	6.1%	77.6%	100.0%
Sydney SD	6.7%	6.8%	6.7%	6.9%	72.9%	100.0%
NSW Total	6.7%	7.1%	7.1%	6.9%	72.3%	100.0%

Source: ABS, 2001 Census, Table B03

Note: Population in this table excludes overseas visitors.

Table 6: Number and proportion of children in 5 year age ranges, South East Sydney Network Postcode areas, 2001

AGE GROUPS , Postcodes in South East Sydney Network, 2001													
PC	AREA	AGE [in years]					Total	AGE [in years]					Total
		0-4	5-9	10-14	15-19	20+		0-4	5-9	10-14	15-19	20+	
		Number of Persons					Proportion of Persons						
2000	Sydney City	694	622	735	1,486	18,628	22,165	3.1%	2.8%	3.3%	6.7%	84.0%	100.0%
2006	Sydney Uni	74	6	11	608	1,178	1,877	3.9%	0.3%	0.6%	32.4%	62.8%	100.0%
2007	Ultimo	156	139	112	313	3,334	4,054	3.8%	3.4%	2.8%	7.7%	82.2%	100.0%
2008	Chippendale	134	94	92	287	4,732	5,339	2.5%	1.8%	1.7%	5.4%	88.6%	100.0%
2009	Pymont	294	214	198	405	6,752	7,863	3.7%	2.7%	2.5%	5.2%	85.9%	100.0%
2010	Darlinghurst	675	558	523	830	20,762	23,348	2.9%	2.4%	2.2%	3.6%	88.9%	100.0%
2011	Kings Cross	456	372	428	556	15,380	17,192	2.7%	2.2%	2.5%	3.2%	89.5%	100.0%
2015	Alexandria	253	145	137	152	4,201	4,888	5.2%	3.0%	2.8%	3.1%	85.9%	100.0%
2016	Redfern	370	302	283	452	9,563	10,970	3.4%	2.8%	2.6%	4.1%	87.2%	100.0%
2017	Waterloo	236	278	296	346	4,586	5,742	4.1%	4.8%	5.2%	6.0%	79.9%	100.0%
2018	Rosebery	929	792	769	917	10,591	13,998	6.6%	5.7%	5.5%	6.6%	75.7%	100.0%
2019	Botany	607	573	534	513	6,849	9,076	6.7%	6.3%	5.9%	5.7%	75.5%	100.0%
2020	Mascot	459	474	476	499	6,098	8,006	5.7%	5.9%	5.9%	6.2%	76.2%	100.0%
2021	Paddington	557	444	430	470	11,702	13,603	4.1%	3.3%	3.2%	3.5%	86.0%	100.0%
2022	Bondi Junction	555	451	408	534	8,706	10,654	5.2%	4.2%	3.8%	5.0%	81.7%	100.0%
2023	Bellevue Hill	393	487	646	690	6,818	9,034	4.4%	5.4%	7.2%	7.6%	75.5%	100.0%
2024	Waverley	554	486	476	518	8,285	10,319	5.4%	4.7%	4.6%	5.0%	80.3%	100.0%
2025	Woollahra	350	259	293	262	5,866	7,030	5.0%	3.7%	4.2%	3.7%	83.4%	100.0%
2026	Bondi	1,447	1,179	1,125	1,184	24,363	29,298	4.9%	4.0%	3.8%	4.0%	83.2%	100.0%
2027	Point Piper	232	200	278	311	6,351	7,372	3.1%	2.7%	3.8%	4.2%	86.2%	100.0%
2028	Double Bay	175	152	147	172	3,423	4,069	4.3%	3.7%	3.6%	4.2%	84.1%	100.0%
2029	Rose Bay	517	537	490	500	6,881	8,925	5.8%	6.0%	5.5%	5.6%	77.1%	100.0%
2030	Vaucluse	734	826	927	989	9,459	12,935	5.7%	6.4%	7.2%	7.6%	73.1%	100.0%
2031	Randwick	1,738	1,280	1,179	1,494	25,061	30,752	5.7%	4.2%	3.8%	4.9%	81.5%	100.0%
2032	Kingsford	744	660	682	1,179	11,777	15,042	4.9%	4.4%	4.5%	7.8%	78.3%	100.0%
2033	Kensington	457	417	391	1,108	8,306	10,679	4.3%	3.9%	3.7%	10.4%	77.8%	100.0%
2034	Coogee	975	791	736	853	15,427	18,782	5.2%	4.2%	3.9%	4.5%	82.1%	100.0%
2035	Maroubra	1,420	1,378	1,380	1,824	21,089	27,091	5.2%	5.1%	5.1%	6.7%	77.8%	100.0%
2036	La Perouse	1,502	1,565	1,540	1,693	18,685	24,985	6.0%	6.3%	6.2%	6.8%	74.8%	100.0%

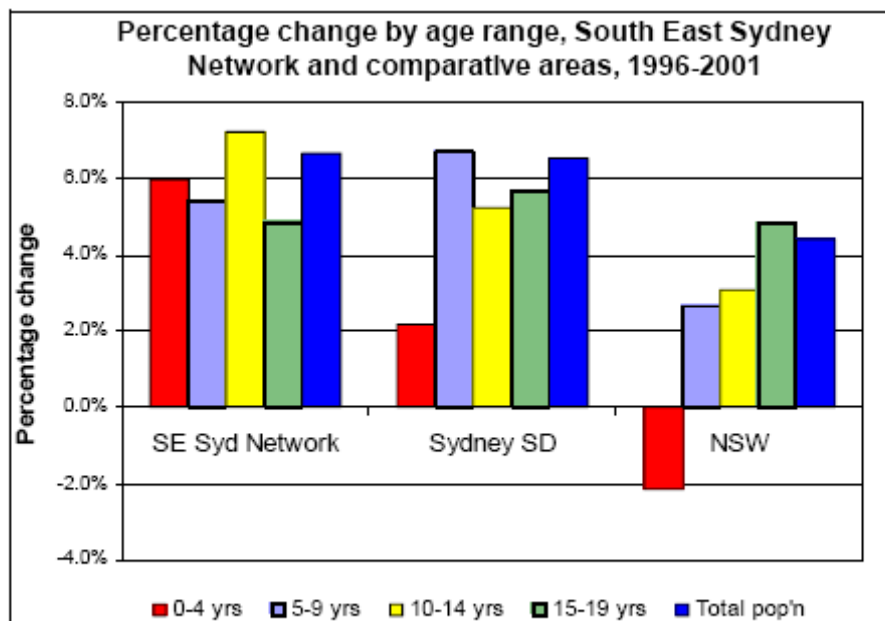


Figure 6: Percentage change in number of children by age range, Northern Sydney Network and comparative areas, 1996-2001

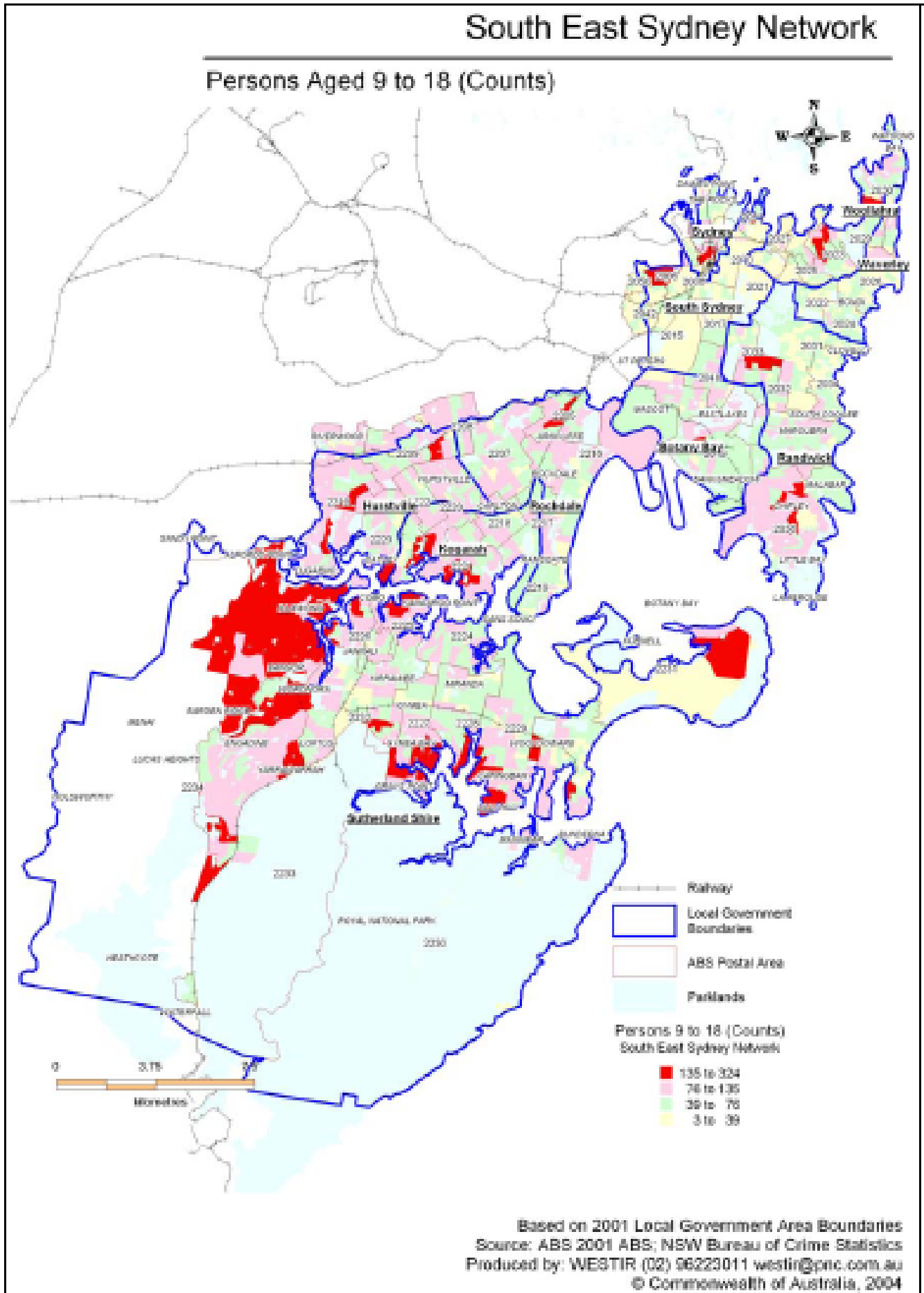
No of persons and percentage change by age ranges in South East Sydney Network, 1996 & 2001																
Pcode	Area	1996					2001					% Change				
		0-4 yrs	5-9 yrs	10-14 yrs	15-19 yrs	Total persons	0-4 yrs	5-9 yrs	10-14 yrs	15-19 yrs	Total persons	0-4 yrs	5-9 yrs	10-14 yrs	15-19 yrs	Total persons
2000	Sydney City	202	207	246	581	9,552	694	622	735	1,486	22,165	243.6%	200.5%	198.8%	155.8%	132.0%
2006	Sydney Uni	6	6	6	581	1,393	74	6	11	608	1,877	1133.3%	0.0%	83.3%	4.6%	34.7%
2007	Ultimo	98	77	60	171	2,817	156	139	112	313	4,054	59.2%	80.5%	86.7%	83.0%	43.9%
2008	Chippendale	144	93	79	258	4,131	134	94	92	287	5,339	-6.9%	1.1%	16.5%	11.2%	29.2%
2009	Pymont	93	69	77	215	3,561	294	214	198	405	7,863	216.1%	210.1%	157.1%	88.4%	120.8%
2010	Darlinghurst	461	365	335	672	18,145	675	558	523	830	23,348	46.4%	52.9%	56.1%	23.5%	28.7%
2011	Kings Cross	416	333	346	691	18,434	456	372	428	556	17,192	9.6%	11.7%	23.7%	-19.5%	-6.7%
2015	Alexandria	208	161	124	175	3,927	253	145	137	152	4,888	21.6%	-9.9%	10.5%	-13.1%	24.5%
2016	Redfern	429	381	305	463	10,294	370	302	283	452	10,970	-13.8%	-20.7%	-7.2%	-2.4%	6.6%
2017	Waterloo	302	349	327	360	5,670	236	278	296	346	5,742	-21.9%	-20.3%	-9.5%	-3.9%	1.3%
2018	Rosebery	864	829	773	849	13,335	929	792	769	917	13,998	7.5%	-4.5%	-0.5%	8.0%	5.0%
2019	Botany	456	434	355	465	7,099	607	573	534	513	9,076	33.1%	32.0%	50.4%	10.3%	27.8%
2020	Mascot	459	452	454	477	7,950	459	474	476	499	8,006	0.0%	4.9%	4.8%	4.6%	0.7%
2021	Paddington	619	461	421	616	15,386	557	444	430	470	13,603	-10.0%	-3.7%	2.1%	-23.7%	-11.6%
2022	Bondi Junction	517	402	403	584	10,186	555	451	408	534	10,654	7.4%	12.2%	1.2%	-8.6%	4.6%
2023	Bellevue Hill	424	454	567	769	9,113	393	487	646	690	9,034	-7.3%	7.3%	13.9%	-10.3%	-0.9%
2024	Waverley	577	500	519	551	10,880	554	486	476	518	10,319	-4.0%	-2.8%	-8.3%	-6.0%	-5.2%
2025	Woollahra	261	270	270	340	7,208	350	259	293	262	7,030	34.1%	-4.1%	8.5%	-22.9%	-2.5%
2026	Bondi	1,482	1,263	1,123	1,327	29,952	1,447	1,179	1,125	1,184	29,298	-2.4%	-6.7%	0.2%	-10.8%	-2.2%
2027	Point Piper	193	162	262	351	7,507	232	200	278	311	7,372	20.2%	23.5%	6.1%	-11.4%	-1.8%
2028	Double Bay	121	112	109	117	3,141	175	152	147	172	4,069	44.6%	35.7%	34.9%	47.0%	29.5%
2029	Rose Bay	468	432	484	509	8,815	517	537	490	500	8,925	10.5%	24.3%	1.2%	-1.8%	1.2%
2030	Vauchuse	623	773	876	1,072	12,894	734	826	927	989	12,935	17.8%	6.9%	5.8%	-7.7%	0.3%
2031	Randwick	1,576	1,272	1,122	1,582	30,068	1,738	1,280	1,179	1,494	30,752	10.3%	0.6%	5.1%	-5.6%	2.3%
2032	Kingsford	705	713	678	1,200	14,756	744	660	682	1,179	15,042	5.5%	-7.4%	0.6%	-1.8%	1.9%
2033	Kensington	496	450	415	1,062	10,259	457	417	391	1,108	10,679	-7.9%	-7.3%	-5.8%	4.3%	4.1%
2034	Coogee	917	815	782	930	19,857	975	791	736	853	18,782	6.3%	-2.9%	-5.9%	-8.3%	-5.4%
2035	Maroubra	1,279	1,280	1,365	1,774	25,249	1,420	1,378	1,380	1,824	27,091	11.0%	7.7%	1.1%	2.8%	7.3%
2036	La Perouse	1,482	1,509	1,574	1,668	25,025	1,502	1,565	1,540	1,693	24,985	1.3%	3.7%	-2.2%	1.5%	-0.2%

Changes between 1996-2001 Waverley was also the only LGA to experience a decrease in the number of children aged 9-18 years (-5.0%)

AGE - LGAs in SE Sydney Network, 2001 [for Families First & Better Futures age groups]					
Area	Number		Total Pop'n	% of Total Pop'n	
	0-8 yrs	9-18 yrs		0-8 yrs	9-18 yrs
Woollahra	4,029	5,247	49,815	8.1%	10.5%
Waverley	5,141	5,161	58,769	8.7%	8.8%
Randwick	10,680	11,911	118,580	9.0%	10.0%
Sydney	2,134	2,794	37,555	5.7%	7.4%
South Sydney	4,975	5,487	88,957	5.7%	6.3%
Botany Bay	3,993	4,270	35,572	11.2%	12.0%
Rockdale	9,911	9,853	87,658	11.3%	11.0%
Hurstville	7,798	8,876	70,010	11.1%	12.7%
Kogarah	5,582	6,113	49,885	11.2%	12.3%
Sutherland	23,922	28,921	202,158	11.8%	14.3%
SE Syd Network	78,165	88,433	796,959	9.8%	11.1%
Sydney SD	481,035	532,912	3,948,021	12.2%	13.5%
NSW Total	778,040	886,842	6,311,150	12.3%	14.1%

Source: ABS, 2001 Census, Table B03 Note: Population in table excludes overseas visitors.

Table 10: Number and percentage of children by age groups and LGA



Map 8: Number of young people aged 9-18 years. South East Sydney Network, 2001

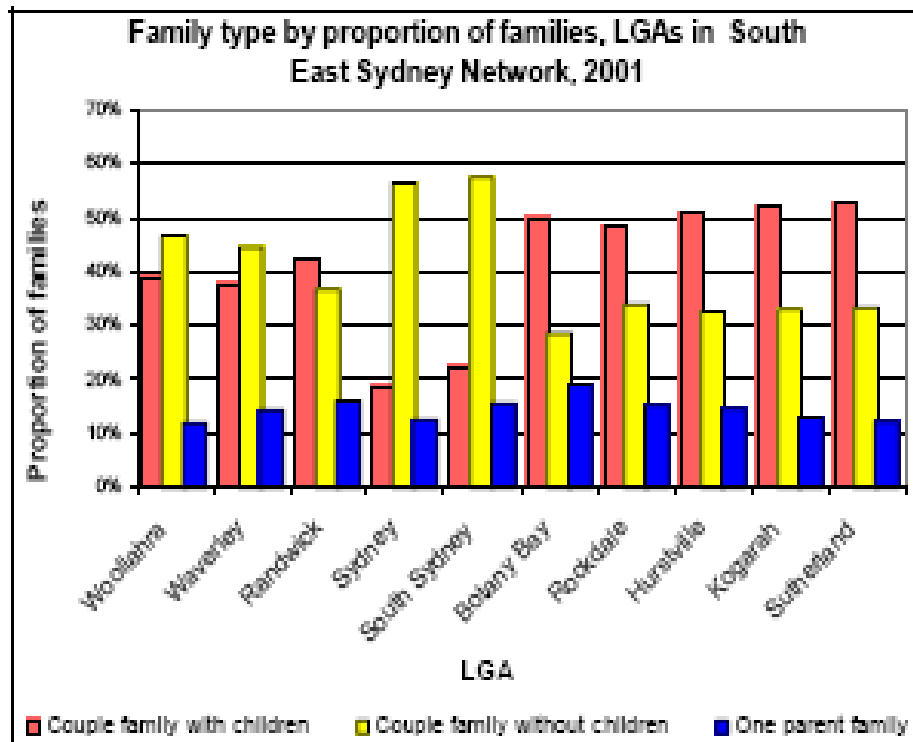


Figure 17: Family type by proportion of families in LGAs of South East Sydney Network, 2001

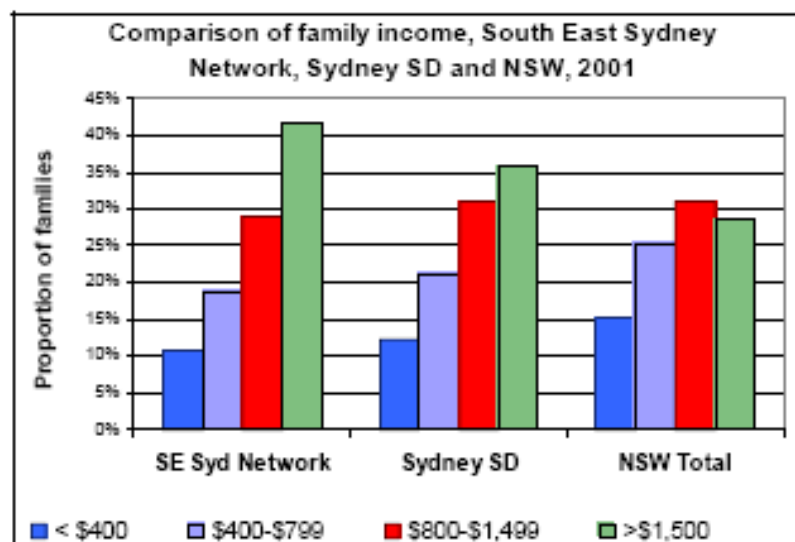
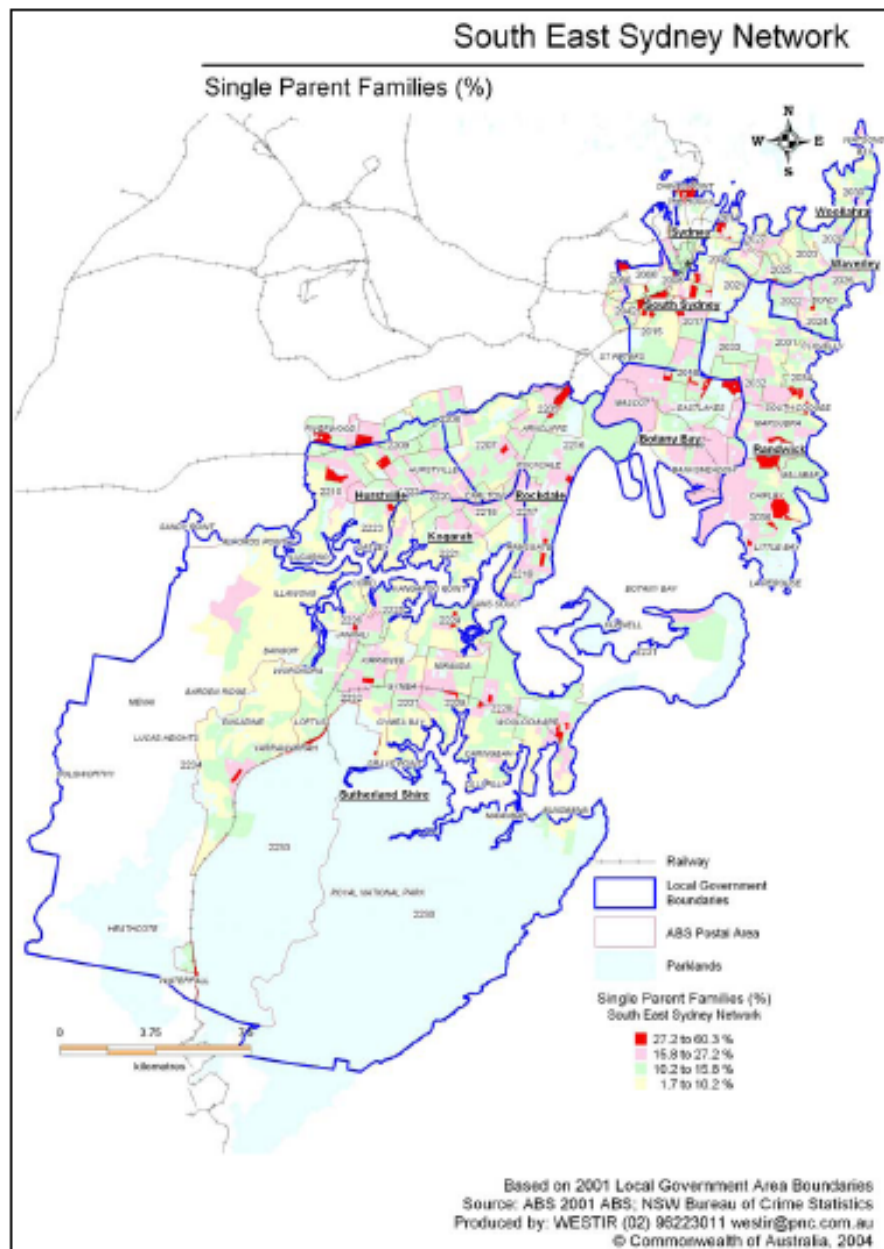


Figure 20: Comparison of family income South East Sydney Network and Comparative areas, 2001



Map 11: Proportion of single parent families in South East Sydney Network, 2001

FAMILY INCOME, Proportion of families, Postcodes in South East Sydney Network, 2001						
Postcode	Area	Family Income Ranges				TOTAL
		< \$400	\$400-\$799	\$800-\$1,499	>=\$1,500	
Proportion of Families						
2000	Sydney City	19.1%	17.6%	20.5%	42.6%	100.0%
2006	Sydney Uni	30.0%	0.0%	0.0%	70.0%	100.0%
2007	Ultimo	16.0%	20.3%	26.5%	37.3%	100.0%
2008	Chippendale	6.1%	15.8%	28.1%	50.0%	100.0%
2009	Pymont	10.9%	12.3%	22.4%	54.4%	100.0%
2010	Darlinghurst	6.6%	13.1%	23.1%	55.2%	100.0%
2011	Kings Cross	6.1%	13.7%	23.7%	54.5%	100.0%
2015	Alexandria	6.7%	13.2%	26.1%	53.9%	100.0%
2016	Redfern	20.1%	17.4%	22.5%	40.1%	100.0%
2017	Waterloo	40.8%	28.5%	17.3%	13.5%	100.0%
2018	Rosebery	17.7%	25.4%	32.5%	24.5%	100.0%
2019	Botany	11.2%	19.7%	34.1%	35.0%	100.0%
2020	Mascot	13.6%	22.8%	36.3%	27.4%	100.0%
2021	Paddington	4.9%	10.7%	19.9%	64.5%	100.0%
2022	Bond Junction	10.4%	15.1%	24.7%	49.7%	100.0%
2023	Belvue Hill	3.7%	8.7%	18.7%	68.9%	100.0%
2024	Waverley	6.1%	15.3%	26.2%	50.4%	100.0%
2025	Woolahra	5.0%	8.8%	19.8%	66.5%	100.0%
2026	Bondi	6.8%	16.6%	27.3%	47.0%	100.0%
2027	Point Piper	4.2%	9.3%	18.7%	67.8%	100.0%
2028	Double Bay	5.4%	10.5%	19.9%	64.1%	100.0%
2029	Rose Bay	5.6%	13.4%	24.7%	56.3%	100.0%
2030	Vaucluse	4.9%	10.5%	22.0%	62.5%	100.0%
2031	Randwick	6.4%	15.1%	27.5%	48.9%	100.0%
2032	Kingsford	15.7%	21.3%	30.8%	32.4%	100.0%
2033	Kensington	12.3%	18.7%	27.7%	41.4%	100.0%
2034	Coogee	6.6%	15.1%	25.9%	50.3%	100.0%
2035	Marcusville	14.1%	19.5%	25.5%	37.6%	100.0%
2036	La Perouse	14.8%	23.0%	31.1%	31.1%	100.0%
2042	Newtown	9.2%	14.5%	27.5%	48.8%	100.0%
2043	Enskineville	9.0%	14.6%	23.2%	53.1%	100.0%
2050	Camperdown	6.3%	12.1%	25.6%	54.0%	100.0%
2206	Arncliffe	17.3%	25.0%	30.5%	27.3%	100.0%
2207	Belley	13.7%	23.4%	32.8%	30.4%	100.0%
2208	Kingsgrove	16.4%	23.6%	31.6%	27.7%	100.0%
2209	Beverly Hills	15.5%	26.3%	30.5%	27.7%	100.0%
2210	Riverwood	15.8%	23.2%	29.6%	31.3%	100.0%
2216	Rockdale	15.1%	25.6%	33.0%	26.3%	100.0%
2217	Kogarah	14.2%	25.3%	32.4%	28.2%	100.0%
2218	Allawah	13.2%	23.7%	33.0%	30.0%	100.0%
2219	Sans Souci	14.8%	23.1%	30.9%	31.3%	100.0%
2220	Hurstville	16.9%	23.7%	30.9%	28.6%	100.0%
2221	Blakehurst	9.5%	18.4%	27.1%	45.0%	100.0%
2222	Penshurst	11.9%	23.5%	32.3%	32.3%	100.0%
2223	Mortdale	9.1%	19.0%	30.1%	41.7%	100.0%
2224	Sylvania	9.7%	18.4%	30.4%	41.5%	100.0%
2225	Oyster Bay	7.2%	14.9%	26.5%	51.4%	100.0%
2226	Jennell	7.3%	17.0%	29.7%	45.9%	100.0%
2227	Gymea	6.4%	17.5%	31.7%	42.1%	100.0%
2228	Miranda	10.3%	22.0%	31.1%	36.7%	100.0%
2229	Caringbah	6.8%	19.4%	29.9%	41.9%	100.0%
2230	Cronulla	6.2%	18.6%	29.7%	43.4%	100.0%
2231	Kurnell	11.9%	23.2%	36.3%	28.7%	100.0%
2232	Sutherland	6.3%	17.8%	31.3%	42.6%	100.0%
2233	Engadine	6.0%	15.5%	34.4%	43.7%	100.0%
2234	Morial	5.3%	11.9%	29.7%	53.2%	100.0%
	Total	11.0%	18.8%	29.0%	41.2%	100.0%

Source: ABS, 2001 Census, Table B30

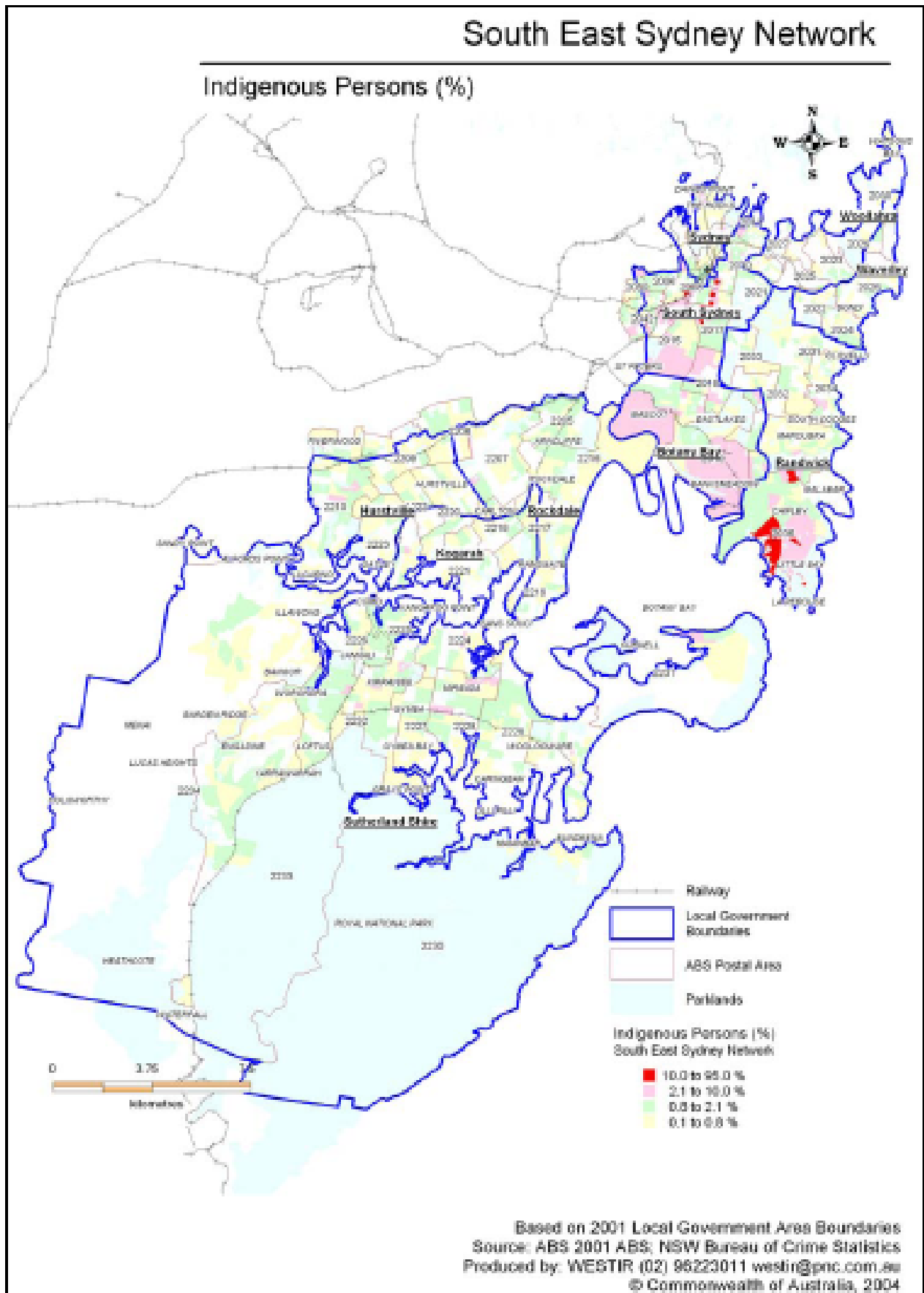
NOTE: Proportion of families calculation excl. 'Partial Income Only' & 'All Incomes Not Stated' responses from total families
 (a) includes families where at least one, but not all, member(s) aged 15+ years did not state an income and/or at least one family member aged 15+ years was temporarily absent. (b) includes families where no members present stated an income.
 Indicates area exceeds average proportion of families for that income group in SE Sydney Network.

Table 24: Family Income by proportion of families in postcode areas of South East Sydney Network, 2001

Centrelink Benefits for South East Sydney Network, March 2004# and estimated population comparisons from 2001 Census							
Postcode	Area	Number of clients (<20 clients estimate only)					
		No of lone parent families 2001	Parenting Payment Single clients 2004	% of lone parents receiving payment	No of families with children* 2001	FTB Part A clients 2004	% of families receiving FTB Part A
2000	Sydney City	309	78	24.6%	727	263	36.2%
2008	Sydney University	-	0	-	10	4	40.0%
2007	Ultimo	108	49	45.4%	267	167	62.5%
2008	Chippendale	36	54	56.3%	237	117	49.4%
2009	Pymont	204	109	53.4%	509	281	55.2%
2010	Deeringhurst	361	133	36.8%	896	352	39.3%
2011	Kings Cross	295	144	48.8%	855	383	44.2%
2015	Alexandria	144	105	72.9%	450	321	71.3%
2016	Redfern	404	145	36.0%	907	363	40.0%
2017	Waterloo	536	302	56.3%	790	482	61.0%
2018	Rosebery	863	225	26.1%	2,530	1,075	42.5%
2019	Botany	372	115	31.2%	1,549	617	39.9%
2020	Mascot	371	183	49.3%	1,415	801	56.6%
2021	Paddington	320	82	25.6%	1,218	251	20.6%
2022	Bond Junction	370	77	20.8%	1,230	335	27.2%
2023	Belmore Hill	248	42	16.9%	1,195	183	15.3%
2024	Waverley	342	80	23.4%	1,353	366	27.1%
2025	Woolahra	196	27	13.6%	785	115	14.8%
2026	Bondi	968	287	29.6%	3,107	1,180	37.9%
2027	Point Piper	186	19	10.2%	820	89	10.9%
2028	Double Bay	122	28	23.0%	413	89	21.5%
2029	Rose Bay	286	100	34.9%	1,219	347	28.5%
2030	Vaucluse	413	88	21.3%	2,192	324	14.8%
2031	Randwick	990	253	25.6%	3,671	1,192	32.5%
2032	Kingford	580	148	25.5%	2,133	885	41.5%
2033	Kensington	277	87	31.4%	1,189	401	33.8%
2034	Coogee	834	184	22.1%	2,215	747	33.7%
2035	Marroubra	1,317	457	34.7%	4,435	1,723	38.9%
2036	La Perouse	1,215	533	43.9%	4,485	1,880	42.1%
2043	Enslinville	182	50	27.5%	467	171	36.6%
2050	Camperdown	99	29	29.3%	281	105	37.4%
2205	Ancillote	452	237	52.4%	1,858	1,089	58.6%
2207	Sealey	985	400	40.6%	4,823	2,175	45.1%
2208	Kinggrove	416	153	36.8%	1,858	878	47.3%
2209	Beverly Hills	559	230	41.1%	2,382	1,186	50.2%
2210	Rivewood	1,185	534	45.1%	4,792	2,174	45.4%
2216	Rockdale	906	397	43.8%	3,811	1,756	46.1%
2217	Kogarah	821	342	41.7%	3,256	1,707	52.4%
2218	Alawah	546	245	44.9%	2,401	1,244	51.8%
2219	Sans Souci	472	125	26.5%	1,793	641	35.8%
2220	Hanville	894	437	48.9%	3,817	2,401	63.0%
2221	Bekahurst	459	151	32.9%	2,710	825	30.4%
2222	Penrhunt	434	219	50.5%	1,789	984	55.0%
2223	Motdale	876	228	26.0%	3,241	1,132	35.0%
2224	Sylvania	460	157	34.1%	2,277	747	32.8%
2225	Oyster Bay	179	40	22.3%	1,117	330	29.6%
2226	Jennell	409	175	42.7%	2,076	801	38.6%
2227	Gymea	455	182	40.0%	2,329	893	38.3%
2228	Miranda	842	253	30.0%	2,837	1,149	40.5%
2229	Caringbah	917	313	34.1%	4,285	1,527	35.7%
2230	Cronulla	963	349	36.2%	3,724	1,339	36.0%
2231	Kurnell	99	52	52.5%	384	227	59.1%
2232	Sutherland	1,155	481	41.6%	5,180	2,089	40.3%
2233	Engadine	880	348	39.5%	5,838	2,371	40.6%
2234	Menai	768	358	46.5%	6,802	2,439	35.9%
	SE Sydney Network	28,302	10,581	37.4%	117,879	47,812	40.6%

Source: Centrelink March 2004
Note: Number of clients and amount paid were for the pay day prior to 18/04 for Austudy, Youth Allowance and Newstart allowance and 5/04 for all other benefits. * Families with children includes couple families with children and lone parent families

Table 27: Parenting payment single and FTB Part A recipients by number and estimated proportion



Map 19: Proportion of Indigenous persons in South East Sydney Network, 2001

Language spoken at home

English was the only language spoken at home by 65.7% of residents in the South East Sydney Network. This was a similar proportion to Sydney SD (66.5%) but lower than NSW (75.7%). A total of 206,050 people or 25.9% of the South East Sydney Network population, spoke a language other than English at home; a higher proportion than NSW (19.0%) but lower than Sydney SD (27.6%).

In the South East Sydney Network, Chinese languages (5.8%), Greek (4%), and Arabic (2.2%) were spoken by a larger proportion of the population than all other languages except English. All other languages were spoken by less than two per cent of the population and the majority less than one per cent.

There were large differences in the percentage of the population of the various LGAs in South East Sydney Network who spoke only English at home. In Sutherland Shire, 86.4% of the population spoke only English at home in contrast to Sydney LGA where 38.9% of the population spoke only English at home. Less than half the population of Botany Bay (47.6%) and Rockdale (44.8%) spoke only English at home and just over half in Hurstville (56.9%) and Kogarah (56.7%). The remaining LGAs of Woolahra (76.5%), Waverley (70.1%), Randwick (63.6%), and South Sydney (64.0%) had proportions nearer to the averages for Sydney SD (66.5%) and New South Wales (75.7%).

In the 1991 census, the percentage of the population of Sydney City who spoke English only was 42.5% but in 2001 this had dropped to 30.0%. There was a slight increase in the percentage of people who spoke a Chinese language from 8.6% in 1991 (1159 persons) up to 9.4% in 2001 (4431 persons). However, the overall proportion of the population who spoke another language other than English remained quite steady; 20.8% (2326 persons) of the population in 1996 and 21.5% (10151) in 2001. In the 2001 census Chinese/North East Asian ancestry was claimed by 7332 persons (17.4% of the population).

Rockdale had the highest proportion of people speaking Arabic at home (8.3%), followed by Hurstville (4.0%) and Kogarah (3.6%). Hurstville (14.3%), Sydney LGA (11.8%) and Kogarah (11.7%) had the highest proportions of Chinese language speakers. Rockdale had the highest proportion of people who spoke Greek (9.7%), Italian (2.7%) and Macedonian (6.3%). Botany Bay had the highest proportion of Spanish speakers (4.5%) and those who spoke a language other than those specified (8.3%).

All graphs and data utilised in this appendix were obtained from the Department of Community Services Metro Central region South East Sydney Network Profiles (August 2004)

Appendix Eight

Bibliography

- Department of Community Services (March 2005), *Families First Community Capacity Building Report in Malabar Matraville and Maroubra*
- Department of Community Services (March 2005), *Families First Community Capacity Building Report in South Coogee*
- Families First *Understanding the Local Service Network Project* University of New South Wales, (March 2005)
- The Shack Youth Services, *La Perouse and Surrounding Areas Needs Analysis* (2003)
- Deakin University, *Children's Leisure and Activities Study*, Salmon, Telford and Crawford (2004)
- City of Sydney *Draft Youth Interagency Youth Strategy and Action Plan* prepared by Sarah Reilly, CRED Community Planning (December 2005)
- Department of Infrastructure Planning and Natural Resources *Assessing Sydney's recreation demand and opportunities, Summary reports*, (August 2004)
- Department of Community Services Metro Central Region *South East Sydney Network Profile* (August 2004)
- NSW Government Premiers Department, *Redfern Waterloo Review of Human Services* report prepared by Disney and Associates (2005)
- www.ausport.gov.au; [Children's participation in cultural and leisure activities](#) by the Australian Bureau of Statistics accessed (April 2005)
- www.ag.gov.au; *Redfern and Waterloo Pathways to Prevention Project* accessed (July 2005)



Supporting Young People's Connections to Activities Project

Referral and Partnership Protocol

Background

The *Supporting Young People's Connection to Activities Project* is funded under the NSW Government's Better Futures strategy which aims to support children and young people aged between 9-18 years.

Planning for Better Futures in South East Sydney began in 2002 and consultations were held with the youth sector in July 2003 to develop the Better Futures South East Sydney Regional Youth Plan 2003-04. Three regional priorities were identified in this process, and strategies were developed underneath these priorities. In Priority 3 – *Supporting Young People aged 9-13 through enhancing opportunities to participate in structured and unstructured activities* - the Regional Plan identifies that there is a gap in providing services for young people aged 9-13 (pre-teens). Young people at this age are less inclined to use OSHC services and there is a lack of services that will engage them and meet their needs.

Rationale for the Project

Consultation was carried out in 2003 by holding a number of regional and sub-regional planning days across the area. Planning forums were held in Inner and Eastern Sydney to specifically look at the needs of the local area. The areas covered by Inner and Eastern Sydney are the Local Government Areas of Randwick, Waverley, Woollahra, Botany Bay and City of Sydney.

The Inner and Eastern Sydney Better Futures Pre-Teens Research Project (the research project) was commissioned by the South East Sydney Senior Officers Group and was auspiced by Waverley Council through funding from the Better Futures strategy. The project was supported by the Better Futures Inner and Eastern Sydney Regional Working Group.

As a result of the research project the Better Futures Regional Working Group believes that the co-ordination of services across Inner and Eastern Sydney would be beneficial for young people and their families. This project is an attempt to develop a model that could be used to support the service network across urban areas in NSW.

Description of Project

The Project has been successful in securing funding for a two year period. Waverley Council is the auspice agency and the Project commenced in November 2006. Overall aim of the Project is to improve access to structured and unstructured activities by young people (aged 9 -13 years) by improving the effectiveness of services.

Location of the Project is across the local government areas of Botany, City of Sydney (excluding the suburb of Glebe), Randwick, Waverley and Woollahra.

One of the five major outcomes of the Project is *"The development of an integrated approach to planning for the delivery of services to young people aged 9-13 across the Inner/Eastern Sub-region that is sustainable beyond the life of the project."* It is

proposed that this be achieved by developing and adopting “A clear and sustainable protocol for referrals and for partnership working is developed across the sub-region.”

As partnerships/collaborations between OOSH services, youth services, local government, schools, NGO's and other government and non government services are a key to the success of the Project, in addition to very few services catering to the needs of 9-13 year olds, this protocol is designed to provide a blueprint as to how services can work together more effectively when working with young people.

Protocol Objectives:

- Encourage partnerships between OSCH and Youth services for program development and cross referral for 9-13 year olds.
- Identify existing partnerships between services providing programs/activities/interaction for 9-13 year olds.
- Improve communication between services and increase referrals of young people to services and programs/activities in the sub region.
- Creation of structures at local government level which support the development and progression of initiatives within and across LGA areas.
- Identify community resources across the region, including facilities, busses and program providers, that could be shared for use in program/activity provision. Develop a system where resources may be shared/loaned for 9-13 year old projects.

Partnerships:

Identify key players in area with something to contribute to any program for 9-13 year olds. Ideally every program/activity will have a minimum of two of the following involved in any planning:

- State Government department/worker – ie DET, Health, Housing or DOCS.
- Local Government worker – ie Children and Family Worker or Youth Development Officer.
- Other Government department/worker such as Active After School Communities from Commonwealth Ausport.
- Youth Service, either NGO or Council run service, usually working with 11+.
- OOSH or Primary School, providing programs or activities for 9+.
- Other NGO such as PCYC who work with all ages in 9-13 age group, Pine Street or Waverley/Woollahra Arts Centre or peak bodies such as YAPA or Network of Community Activities.
- Private provider of program or recreational services to age group.

There is to be agreement in partnerships as to who will do what. This includes agreement as to who will actually provide supervision of activity, promotion, transport, equipment, staffing, training, funding, or other related matters. A clear agreement for working together and outline of agency/worker responsibilities will provide a clear guideline for any activity and the framework for sustainability.

Program funding:

As there is some program funding through Better Futures for the two year project, any funding provided will be based on the following criteria:

- Partnerships developed.
- Demonstrated need for project.
- Sustainability of project, including ongoing costs, training of staff or volunteers and positive media/community response.
- Positive outcomes for client group.

Outcomes:

Outcomes expected from this Protocol include:

- Increased collaborations between services for the advantage of 9-13 year olds in Inner & Eastern Sydney.
- Improved transition for young people from OOSH based services and primary schools to Youth Services and high schools.
- An increase in the number of 9-13 year olds identified as being involved in activities as well as an increase in the number of programs in the sub region.
- Structures set up in LGAs with Local Government involvement for continuity of programs at the end of the two year project.
- Service planning for 9-13 year olds continue in Interagencies and forums in the sub region beyond the end of the project.
- A clear program is developed across the sub region which will increase young people's (9-13) socialisation and insure they have positive role models and connections to adults and older youth.
- Training opportunities for staff and volunteers are increased resulting in more workers comfortable and able to work well with the age group.

Approved 12 April 2007 I&ES BF Working Party

**Inner & Eastern Sydney Better Futures
Connecting Young People to Activities
OOSH & Transition Programs**

I. Pilot 9-13s programs run in 2006

1. Waverley OOSH pilot was developed in consultation with WAYS Youth Services, Bronte OOSH, Bondi Beach OOSH and Clovelly OOSH. Clovelly OOSH did not participate until half way through the program and Waverley OOSH declined to participate at the time. The basic idea was to bring 9+ children from the three OOSH centres to WAYS on a Tuesday afternoon, a day that WAYS drop in centre was not open. Children from Clovelly and Bronte were to be transported in the Waverley Council bus to and from their centres to WAYS, arriving around 3:30pm and leaving at 5pm. Bondi Beach walked to WAYS with two workers. One worker from each centre rode on the bus and WAYS provided a youthworker to facilitate the program at WAYS. Although the initial consultation was with workers, at the first two sessions, the young people were consulted as to what activities they would like to participate in. Permission forms signed by each parent were collected by the centres before any child was allowed to attend. No worker involved had a bus license, so Better Futures offered to pay the training costs on one or two workers to get their license. As no worker was able to attain their bus license during the pilot, John Gilbert drove the bus for the eight week program. Often vans were used when John or the bus were not available. Waverley Council provided the bus at no cost to the program. The program kicked off on Tuesday 21 March 2006, had a break over the Autumn school holidays and finished on 31 May, running for nine weeks all up. The program had a maximum of 25 children attending any one session, with around 35 registered or attending at any time. Several children only attended the OOSH on Tuesday in order to be a part of this pilot. Some of the program highlights included:
 - Being special in that only over 9's could attend.
 - Getting on a bus and going out to a purpose built youth centre where the normal attendance age is 11.
 - Meeting same age children from other centres and being able to organise age specific activities.
 - Mostly children were happy to remain at WAYS and use the pool tables, playstations and pool tables, but were also happy to participate in group games and art projects. Lots of 'getting to know you' activities were organised.
 - Afternoon tea was at WAYS, often with the children assisting in picking the menu and preparing the food.
2. Junior Disco – Maroubra PCYC hosted a Junior Disco for 9-13 year olds on Friday 23 June 2006 from 5:30-7:30pm. Area OOSH services were contacted about the event and asked if they would like transport to the event from their OOSH with parents picking up afterwards. PCYC had recently purchased PA and DJ equipment and had run a DJ course where course participants could display their skills. The cost to participants was \$3/\$2 for PCYC members. The Shack, Botany Council and WAYS were approached to be involved in running and promoting this event. Better Futures provided \$500 for set up costs for the event with the idea that future events would be self funding. On the night around 20-30 children turned up to the event. In future, it would be beneficial to run it on the

same night as a senior disco (14-17 year olds) in order to maximise on savings and promotion.

3. Woolloomooloo Community Living Project (tweenies). Juanita Nelson Youth and Children Centre in cooperation with PCYC organised for a group of 9-13 year olds from the three services to go to Centrepoin Tower for a dinner followed by a consultation. The idea was to improve communication between the three services, and involve young people to have special programs for them to do things outside of normal centre hours. The dinner was followed up by monthly events, including watching State of Origin with pizza provided after the centre was closed. This program is intended to continue beyond the pilot. Better Futures pledged \$500 towards this program.
4. Mask Making at SMOOSH. SMOOSH is a new OOSH services auspiced by South East Neighbourhood Centre based at Gardiners Road Public School, but also transporting students from Eastlakes Primary School to the site with vans. The Better Futures pilot was developed in consultation with the staff and young people at the centre. Better Futures paid for an artist to come to the centre two or three times to develop the project with staff and young people, so that the project could be continued or restarted without an artist to run it. The project actually ran over three weeks with up to ten young people attending and making masks. All materials and the instructor's wages were paid for by Better Futures. The staff said it was the most successful program they had ever had at SMOOSH and they were confident they could run future mask making workshops. One boy wore his mask to Book Week celebrations at his school and won first prize, advertising SMOOSH which is always looking to increase their numbers. Better Futures provided funding of \$500 towards this program.
5. Pymont OOSH Shine project. This theatre/drama based project was developed in consultation with Louise Murray, coordinator at Pymont, and Gary Prebble of Shine Theatre. The idea was to develop a pilot that would specifically engage older OOSH clients as well as young people no longer attending OOSH or yet attending the nearby youth service. Ultimo OOSH was asked to join in as well, but was unable to at the time. This ten week pilot was designed for up to 12 young people to attend, the idea that a performance would be organised for the end of term. Older children that Louise knew from the area, but were no longer attending her centre were approached to attend. Nearly half of the 12 were not regular OOSH centre attendees. A mix of drama, exercise and interactive games were used to engage the young people. Although a performance did not result at the end of the program, many of the young people attending became more involved in the service. Better Futures provided \$950 towards this pilot.
6. Paddington OOSH mural pilot. This pilot was developed in consultation with the staff and older children at Paddington OOSH with artist Stuart Barber. As Paddington Public School was celebrating their 150 year anniversary, a mural was to be painted by the young people to hang on the school grounds. This pilot has yet to be finished, due to the circumstances beyond the control of all involved. It is hoped this can be done at a future date.

II. Pilot Project 2 Proposal 2006

The Arts in After School Hours Pilot Project (AASHP)

Objectives

- To provide better access to suitable arts activities for 9-13 year olds in after school hours in the Waverley LGA
- To enhance the skills and abilities of OSHC staff to provide interesting and age appropriate arts activities in OSHC services across the Inner and Eastern Sydney areas
- To attract children back into OSHC services by providing interesting arts activities in after school hours
- To develop and test a model of integrated OSHC services planning in relation to the provision of arts activities that could be duplicated in other areas of Sydney
- To showcase OSHC services and the talent of the children who attend them
- To evaluate the resources OSHC require to provide high quality Arts activities for older aged children in Out of School Hours Care

The project

1. To work with Network OSHC and arts training providers to provide a series of arts training workshops involving children aged 9-13 and their carers, in selected Waverley LGA OSHC settings.
2. To culminate the pilot project by staging an multi OSHC arts workshop (to be held at an OSHC or in a public place such as a park) that will showcase the skills, talents and works of children in OSHC's, and potentially be an attraction to children of 9-13 who are not currently attending OSHC services.

Development tasks

- To identify resources needed to achieve the above. Resources to include:
materials
transport
venues
participating OSHC's
training providers
- To convene meetings of key partners in the delivery of the arts project
- To act as the key contact for all partners in the pilot phase of the project
- To consult with children in OSHC and with artists, trainers and Network OSHC to design a program that meets the needs of children 9-13 years
- To report on and evaluate the project on completion
- To develop strategies to promote and advertise the project prior to launching it
- To identify sources of funding that will ensure sustainability of this initiative for the future

Key considerations in the development of new approaches to Out of School Hours Care initiatives:

Resources, processes and systems are identified and implemented to improve relevance and access of 9-13 year olds to Out of School Hours Services in the area.

Relevance and access to Out of School Hours Services for 9-13 year olds is developed in a systematic and sustainable way.

Viable processes and systems are identified to support young people participating in the planning and development of the service models and service provision.

Sustainable and systematic strategies are identified to support the implementation of report recommendations

Identify and encourage new approaches to delivery of activities within reshaped Out of School Hours Services so as to enable more activities for 9-13 year olds

Identify suitable mechanisms by which OSHC services can be supported to continue to plan in an integrated manner with other services and programs catering to older aged children

Processes and supports are identified to include parents and other community members in the planning and provision of activities.

Service models developed and implemented have a strong connection with schools and provision of education to young people.

III. 9-13 Program Highlights 2007 OOSH Transition Programs

1. **WAYS/OOSH program** – Restarted in July 2007 after a successful pilot in 2006 with a Tuesday afternoon program at WAYS Youth Services in Bondi Beach with up to 35 OOSH 9+ attending activities from Bondi Beach, Bronte and Clovelly Public Schools and one local youth and a couple of students from Galilee Catholic School who attend Bondi Beach OOSH. Students and staff from Clovelly and Bronte were picked up by a Waverley Council 20 seater bus and WAYS 11 seater van when needed. Bondi Beach OOSH walked to WAYS. Main principals were:
 - Each OOSH & WAYS staff shared program development for a specific week, with all other staff assisting. One excursion per month was the general rule and every week there was an organised program for at least 45 minutes where all children must participate.
 - Before the program and after, kids were allowed access to computers (8), playstations (4) PG or G games purchased for program, pool tables (2) and ping pong table. There is a playground next door to WAYS which was used for free time as well as activities and a small basketball court was sometimes used when allowed (noise factor for staff in building).
 - All OOSH kids had snack at their own centre before attending WAYS, but occasional activities included bbq, cooking or other eating activities.
 - Each OOSH worker was responsible for their children's behaviour, but shared discipline was encouraged, liaising with appropriate staff as soon as possible over behaviour. Outings were more problematic than in house activities. Some of the highlighted activities:

- Bondi Beach lifeguard visit – talk of surf safety, view from tower and witness to a rescue, climbing on beach buggy and viewing of jetskis and other rescue equipment under tower. Visit to Bondi Playground after activity resulted in some discipline of males who were throwing sand with other children around.
 - Visit to Bondi Police and Rose Bay Fire Stations – both very interesting, but at police station as only half the 30 could go in the station at a time, some poor behaviour outside station. Recommend taking only half from youth centre at a time in the future.
 - Any cooking activity – WAYS has a good stove and kitchen, yet only around 6 can use at one time, so mixed activities were planned on cooking days, ie craft bracelet making and map learning activity.
 - Games were always popular, in particular in mixing groups and getting to know you activities. Most popular was the chocolate game, followed by the lolly game, bang, anyone who and relays. Outside activities included Frisbee, Frisbee golf, soccer and use of the swings.
 - Badge/name tag making – great activity that encouraged kids to make their own badges with their name on it, kept by staff and encouraged to wear every week. Some resisted wearing name badges, but reward of lollipop each week when turning in badge made it far more popular. Greatly assisted in kids and other staff getting to know kids names.
- At the start and end of each term, participants were able to discuss programs they wanted. Rules and expectations were also encouraged to be discussed, with a few bottom line rules not up for negotiation. Program ideas not always able to be fulfilled as to cost, appropriateness or time (going to movie in 90 minutes not possible). Evaluations were completed anonymously at the finish of each term by participants and staff. Results are available, but quite useful as a planning tool and making the program better. Some major changes was that kids wanted fewer outings and more computer/free time as well as more cooking. Wherever possible changes were made without eliminating other activities.
 - Barriers encountered: some perceptions of parents early on (especially Clovelly School parents) of sending their children to a 'youth centre' and seeing 'safe sex' posters on walls. Some internet sites and games were reported by parents and OOSH coordinators to be inappropriate, this has been addressed by taking away all M or other inappropriate games, and monitoring as well as possible, internet sites and use, without total bans. This is ongoing and will be part of the early rules discussion in 2008. Time of program – sometimes 90 minutes is not long enough to engage in certain activities. Kids choosing at last minute not to attend – very difficult for staff at OOSHs to get a clear count prior to day, so transport was sometimes a hit and miss affair. Clovelly in particular struggled with consistency of attendance, sometimes one girl would decide not to go, which meant that her 5 friends would not go, meaning there were not enough to justify sending a staff person with only 4 or 5 children.
 - Cost/sustainability of program – presently program is run at low cost. WAYS staff are funded positions, where regular youth centre staff supervised. With sharing of program development and not preparing

snacks every week, WAYS staff workload was minimised. Each OOSH sends one staff. Bus driver also happens to be Better Futures project officer and use of Waverley Council's 20 seater bus and WAYS vans were at no cost. In the pilot, each attendee was charged \$2 to attend (OOSHs collected, either from parents as a separate billing or as part of their general funds monthly), but in 2007, with some program funds for Better Futures, there has been no cost to participants, with BF picking up any program costs. For sustainability, either another grant will need to be sought or participants/OOSHs charged a fee.

2. **SMOP/Tweenies** at Lexington Place. Joint planning venture with Better Futures, The Shack Youth Services, Randwick Council, Dept of Housing, SESIAHS and Eastern Sydney PCYC all met in April 2007 to plan a program for under 12s in the housing estate at the South Maroubra Outreach Program facility in Lexington Place. The main issue was with SMOP open Thursday to Saturdays for 12-19 year olds, there were no programs for under 12s and the kids were often hanging around the outside of the centre, often trying to get in and causing problems for staff. A pilot was developed to start in mid May to run for six weeks with Better Futures paying for staff and program costs, as the staff at SMOP were funded by Communities Division of DOCS, but only for 12-19s. With the pilot's planned success, Randwick encouraged The Shack to apply for CDSE (Pokie money from clubs) for the extension beyond the pilot. The program did not start in May 2007 as refunding for SMOP was not announced until early June, so the tweenies was put on hold.
- SMOP /Tweenies procured CDSE funding of \$6000 to pay for staffing for the under 11 program and it started as a five week pilot in November 2007. Two SMOP staff were paid for by this funding and they developed a program and publicised the program in the housing estate. Better Futures procured the interest of area OOSH services to participate, for the initial pilot Maroubra Junction OOSH came on board, with some support from Maroubra Bay OOSH (they actually did not have any 9+ participants and advertised it within the school), Currawong OOSH at Daceyville PS had plenty of older OOSH children, but had a slow response to filled in forms, and MS Quindaloo at Soldiers Settlement PS was not initially interested in participating as they has Active After School Communities running activities at their centre for older children on the Wednesday. Some principals established:
 - All children would have parental permission forms filled out before coming into the program, whether from an OOSH or from the housing estate. Duty of care for the under 12s was deemed more significant for this age group, as 12-18s do not have to sign permission forms for them to attend the service. Also if any child attended the program, they could not leave on their own prior to 5:30pm without a designated older person to take them, otherwise a parent of emergency contact person would be called. Permission forms would also cover outings and have a separate photo permission form.
 - Partnership with all noted agencies would be pursued – ie PCYC, Housing, Health and Council. PCYC was asked to assist with transport, use of their facility for program days and the picking up of children from the housing estate on days other than Wednesday in order for them to use PCYC on other days. In a visit to PCYC, all children received membership forms, with BF paying the annual \$5 fee for any child unable to come up with the funds. Health will be involved in promoting healthy activity and eating. Healthy cooking at another venue will be pursued. Housing will be encouraged to

promote the program in the community and ensure that children at risk would be especially encouraged to attend. In 2008, Maroubra Junction OOSH has become a full partner, organising programs at SMOP as well as a visit and program at MJPS. Kool Kids, a Better Futures funded project operating in the La Perouse area will also be a partner, coming at least every second week.

- Maximum of 35 children at SMOP established, but outside activities could accommodate more (ie trip to Maroubra Beach or PCYC).
- Consultation & evaluation with participants as at WAYS.
- Use of appropriate older children from 12-18 program as assistant/mentor. Had a good one at SMOP.

3. Summary - All OOSH or tweenies programs, wherever possible:

- To train up staff to better work with age group. Network of Community Activities organising training in our sub region.
- Use of community resources, free wherever possible to maximise program potential and sustainability.
- Partnerships organised and maintained wherever possible or beneficial to either organisation.
- Establishing connection with arts and sports groups wherever possible for involvement and linking with program.
- Arts and sports programs using outsiders to run, should be limited to setting up program and training up staff and kids in order to maximise cost benefit to program. Where possible do not use instructor for a term course where there is no continuing benefit to the program without a costly instructor being present or involved (see Paddington art project or SMOOSH mask making project as examples in pilots in 2006 – Pymont Drama group got kids together, but ongoing benefit of expensive instructor lost)
- Work with local government and utilise their resources wherever possible (ie bus or facility or lifeguards).
- Use older children as mentors wherever possible for assistance for transition into youth programs or high school.
- Publicise program in appropriate media, especially good for future funding projects, whether government, private or community (ie Rotary/Lions Clubs).

John Gilbert
Better Futures Project Officer
Connecting Young People to Activities (9-13)
Waverley Council
February 2008

SPORT & LEISURE ACTIVITIES IN EASTERN SYDNEY AGES 9-13



BETTER FUTURES
WORKING TOGETHER WORKING FOR YOUNG PEOPLE

INTRODUCTION

This directory has been compiled for the Inner & Eastern Sydney Better Futures Project funded by the NSW Government 'Connecting Young People to Activities' under the auspices of Waverley Council. Not all listed services provide for 9-13 year olds inclusive, but all provide for at least part of the age group.

There are three sections:

- Sporting Clubs & Associations p. 2
- General Leisure Youth Activities p. 7
- Before, After School and Vacation Care Centres (listed alphabetically). p. 15

Our thanks to Botany Council, Randwick Council and Woollahra Council for their assistance in putting the directory together.

For a more detailed search of sporting, leisure and other activities in the area go to:

<http://www.waverley.nsw.gov.au/library/communinfo/index.htm>

Please contact John Gilbert on 9386 7921 or at johngi@waverley.nsw.gov.au for additions or corrections.

Last revised in February 2008.

SPORTING CLUBS & ASSOCIATIONS

Bays Rugby Union

At Easts Rugby Club, Woollahra Oval,
O'Sullivan Road, Rose Bay
Contact: baysinfo07@yahoo.com.au

BIKEast

43 Elizabeth St, Paddington
Mail: P. O. Box 1601, Bondi Junction NSW
1355
Contact: Grant Roberts Ph: 9363 9131
Fax: 9363 9131
Web: www.bikeast.org.au

Advocacy for cyclists in the Eastern Suburbs.
Hours: Meet 1st Tues each Month, 6.30- 8.00
PM at Woollahra/Waverley School of Arts,
Bondi Road, Bondi
Eligibility: From 6 to 106 years.
Membership of Bicycle NSW
Fees: Nil (subject to membership of BNSW)

Bondi Amateur Swimming Club

Saturday mornings at Bondi Baths.
Notts Ave Bondi Beach 2026
Contact: Marge Keeble Ph: 9398 4925

Bondi Rainbow Club

Venue: Wairoa Special School
Hasting Pde, Bondi
Mail: GPO Box 872, Sutherland NSW 1499
Contact: Sue Green Ph: 0418 963 087
Email: rainbow_clubaust@hotmail.com
Web: www.rainbowclubaust.com.au

Swimming club for young people with
disabilities Hours: Sat 2pm-4pm Eligibility: Up
to 18 years. Any young person 0-18 with a
disability

Bondi Surf Bathers' Life Saving Club Junior Activities Committee

Venue: Bondi Surf Clubhouse.
Contact: Tim Smith 0404 275 071 or
Bondi Surf Bathers' Life Saving Club
9300 9279 or 9300 9248
Email: bondi2@optusnet.com.au
Web: www.bondisurfclub.com.au

Operates from October through to March.
Hours: Sun 9am-11:30am
Bondi Surf Club, Queen Elizabeth Dr, Bondi
Mail: 115/60 Blair St, Bondi NSW 2026

Junior surf lifesaving club. Facilities include
clubhouse & training gear. Members are taught
surf-awareness & beach events. Training for
awards for different age groups. Parents are
encouraged to become involved.

Bondi Surf Bathers Lifesaving Club

Mail: PO Box 7007 Bondi Beach 2026
Contact: Margaret Miller Ph: 9300 9279 or
Scott Laney Ph: 0416 024 050
Email: scott.laney@mac.com

Bondi United Football Club

Junior Rugby League at North Bondi
Mail: PO Box 7190 Bondi Beach 2026
Contact: Brian O'Connell 0413 830 817

Bronte Surf Lifesaving Club

Mail: PO Box 33 Waverley 2024
Ph: 9389 6500
Email: brontesurfclub@sydney.net
Web: www.brontesurfclub.com.au

City of Sydney Basketball Assn

Venue: Alexandria Basketball Stadium,
53 Maddox Street Alexandria 2015
Contact: Paul Mellett Ph: 9699 3822
Email: info@sydneybasketball.com.au
Web: www.sydneybasketball.com.au

Basketball competitions for adults and children
for all skill levels. Representative competitions
including the national representative
wheelchair team sponsored by the NSW
Basketball Association. Referee courses,
training and coaching.

Clovelly Crocodiles Junior Rugby League

Venue: Burrows Park, Ocean St Clovelly 2031
Contact: Eugene Sangster 0404 086 153 or
Ross Tesorio 0404 086 156
Web: www.cloverllycrocodiles.com.au

The Clovelly Crocodiles currently are the largest Sydney Roosters Junior Club with 24 teams.

Clovelly Rugby Union

Venue: Coogee Oval, Brook Street, Coogee
Contact: Michelle O'Shea 0425 328 985

Coogee Rugby Union

Venue: Coogee Oval, Brook Street, Coogee
Contact: Stephen Boatswain 0414 702 390
Email: Stephen.boatswain@harmers.com.au

Coogee United Football Club

Venue: Coogee Oval & Heffron Park
Contact: Simon Preston- 0417 314 257
Web: www.coogeeunited.org

New soccer players are welcome from all ages.

Double Bay Sailing Club

79 Bay St Double Bay
Mail: PO Box 689, Double Bay NSW 1360
Contact: 9363 5577 (Sat) 9327 1446 (other)
Email: donroach@bigpond.com
Web: www.dbsailing.com
Hours: Sat 12pm-6pm Sept-May
Eligibility: From 12 years.

Club offering competitive sailing at all levels.
Competitive sailing in boat classes: Laser;
Tasar. Facilities include storage for 50 boats;
canteen; rescue equipment.

Eastern Suburbs Cricket Club

Venue: Waverley Oval Bondi Road BONDI
Mail: Box 16, 328 Oxford St, Woollahra 2025
Contact: Bob Wilson 9319 4448
Email: eastscricketclub@bigpond.com
Web: www.eastscricket.com.au

Junior teams compete in South East Junior Cricket Association.

Eastern Suburbs Junior Oztag

Centennial Park in summer on parade grounds.
Contact: Vince Bell Ph: 0413 366 063
Email: stheastjnroztg@optusnet.com.au

Eastern Suburbs Little Athletics Centre Inc

Venue: Trumper Park, Cnr Glenmore Rd and Hampton St, Paddington.
Mail: 61 Edgar St, Kingsford NSW 2032
Ph: 0412 958 216, 9557 9005
Fax: 9517 9477
Email: famgomez@accsoft.com.au

An athletic club, operating between September and March, for the under 6's to the under 15's. The club coaches and promotes running, cross country running, relays, and track and field events. Meets at Trumper Park, Paddington on Fridays 5:45-9pm. Also coaching Tue and Thu 4-6:15pm during the season.

Eastern Suburbs Soccer Football Assn

Barker Lane, Kingsford
Mail: PO Box 107, Kingsford 2032
Contact: 9663 1600, Fax: 9663 1700
Email: essfa@netspace.net.au
Web: www.essfa.com

Hours: 9:00am – 5:00pm Monday to Friday
Coordination body for Soccer Clubs in the Eastern Suburbs. Open to all ages 5 years +, junior, senior and women's soccer.

Eastern Suburbs Junior Soccer Club Inc.

Venue: Queens Park.
Contact: Andrew Field 0414 243 130
Email: afield@stvincents.com.au
Web: www.eastsoccer.com.au

Easts is a junior soccer club located in the Eastern Suburbs of Sydney.

Eastern Suburbs Combined Primary Schools Netball Association

Contact: Heidi Allchin 0422134854

Eastern Suburbs District Rugby League Rugby Club

Mail: PO Box 1532 Bondi Junction 1355
Contact: Brian Sinclair 9386 3248
Email: brians@eastleaguesclub.com.au

Eastern Suburbs Touch Football

Venue: Centennial Park and Queens Park.
Mail: 43 Dougherty St, Rosebery NSW 2018
Ph: 9667 0979 (A/H), 0419 206 109 (B/H)
Web: www.eaststouch.com.au

The Club plays competition touch football during the summer season (October to March) and consists of Men, Women and Mixed from the age of 8 upwards.

Eastgardens Rugby Union

Venue: Coogee Oval, Brook Street, Coogee
Contact: Malcolm Price 0411 693 119
Email: info@stylehq.com.au

Easts Bulldogs

Venue: Trumper Park, Glenmore Road,
Paddington
Contact: Brad Newell 9663 3240
AFL Junior Football

Easts FC

Randwick Public School Care Centre
Youth Soccer
Contact: Gina Tyler 0418 643 484
Web: www.eastsoccer.com.au

Easts Wallaroos Rugby Union

Venue: Easts Rugby Club, Woollahra Oval,
O'Sullivan Road, Rose Bay
Contact: Kerry Brady 0419 292 041
Email: ka-brady@hotmail.net.au

Heffron Hawks

Venue: Heffron Park, Fitzgerald St Heffron
Contact: Lachlin Bhim 0412 682 990
Junior soccer club

Maccabi Netball Club

26 Boonara Avenue Bondi 2026
Contact: Michele Silver

Maccabi Soccer Club

61-67 Hall Street Bondi Beach 2026
Contact: Danny Hochberg 0418 419 223
Web: www.maccabi.com.au

Maccabi Tennis Club

105 Wellington Street Bondi 2026
Contact: Brian Gaitz, Ph: 9130 3095
Fax: 9130 1388
Email: gaitzb@bigpond.net.au
Web: www.maccabi.com.au/clubs/tennis

Public tennis courts, tennis coaching, school
holiday tennis camps. Courts for hire; group
private and semi-private lessons; social tennis;
full stringing service; pro shop; holiday tennis
camps; function rooms; tennis birthday parties.
Hours: Daily 7am-10pm

Mascot Kings

Venue: L'Estrange Park
cnr King & Sutherland Sts, Mascot
Contact: Pam Chow 0412 770 960
Youth soccer club

Maroubra Saints

Contact: Patrick Curtis 0419 357 061,
Web: www.maroubrasaints.aflnswact.com.au
AFL Junior Football

Maroubra United Soccer Club

Venue: Coral Sea Park, Yorktown Parade,
Maroubra 2035
Contact: Michelle Bogatyrov 0421 891 496
Web: www.musc.org.au
Juniors 6's to 18's

Newtown Swans**Junior Australian Football Club**

Venue: Alan Davidson Oval
Sydney Park Rd, Alexandria
Mail: PO Box 3226, Marrickville Metro NSW
2204
Contact: Ph: 0428 425 905,
Rodney Monk, President 0412 955 751
Coach (<12) 0405 839 819
Coach (<10) 0414 575 950
Auskick: 9519 5019, 0425 243 582
Web: www.newtownswans.com.au

Junior Australian Rules Football Club.
Also offers Auskick.

North Bondi Surf Lifesaving Club

Mail: PO Box 7001 Bondi Beach 2026

Contact: Karen Stott 9365 1717

Pagewood Soccer Club

Venue: Jellicoe Park, Park Pde, Pagewood

Contact: Mark Leo Ph: 0400 696 915

Web: www.pagewoodsoccer.com

Soccer football club for all ages and skill level.

Come along to learn and have fun.

February to October.

Queens Park Eastern Suburbs Soccer Club Inc.

Venue: Queens Park, Darley Road, Randwick

Mail: PO Box 578 Bondi Junction 1355

Ph: 0500 864 381 Fax: 9387 4248

Email: qpsc@bigpond.com.au

Web: www.qpsc.org.au

Soccer club for under 6 years to senior amateur players.

Randwick Botany Cycle Club

Venue: Heffron Park Criterium Track,
Robey St, Maroubra

Mail: PO Box 1083, Maroubra NSW 2035

Ph: 0402 241 750

Email: secretary@randwickbotanycc.com.

Web: www.randwickbotanycc.com

The Randwick Botany Cycling Club is based at Heffron Park Maroubra, Sydney, Australia. The club is committed to the sport of cycling and caters for all grades of riders from the social rider to the National and International level competitor. Criterium racing is conducted every Saturday in a happy and friendly atmosphere at Heffron Park criterium circuit.

Randwick Botany Little Athletics:

Venue: Hensley Athletic Field, Pagewood

Mail: 1 Hayward Street KINGSFORD 2032

Hours: 8:30am – 12:00pm every Saturday – 3 years to 15 years old.

Ph: 9349 4862 Fax: 9349 4862

Track and field athletic competition. Training and tuition for children in the local and outside municipalities.

Randwick Netball Association

Venue: Heffron Park, Fitzgerald Avenue,
Maroubra

Mail: PO Box 4, Maroubra 2035

Contact: Patricia Martin 9661 4940

Association organises and runs netball competitions. Players must provide their own uniforms. Hours: Saturday am (Junior), Saturday pm (Seniors).

South Eastern Junior Cricket Association

Mail : PO Box 548 Matraville 2036

Contact: Laurie Heil 4276 1076

Email : lheil39@bigpond.net.au or

Sonya Barron 0414 863 164

Email:sbaron@bigpond.net.au

A junior amateur cricket association providing information on affiliated club contacts, location of clubs, coaching and development, grounds bookings and locations. Conducts junior cricket competitions.

South Eastern Little Athletics

Mail: PO Box 150 Kensington NSW 1465

Contact: Garry Hartley, President

Email: garry.hartley@tafensw.edu.au

Web: www.southeastern.coolrunning.com.au

South Sydney Junior Rugby League Club

558A Anzac Parade Kingsford 2032

Mail: PO Box 99 Kingsford 2032

Contact: Cameron O'Riordan

Ph: 9349 7555 Fax: 9344 5226

Email: juniorleague@southsjuniors.org.au,

Web: <http://southsjuniors.leaguenet.com.au/>

www.southsjuniors.org.au

Also auspice a number of sporting clubs and groups for members including art, bridge, camera, canasta, chess, cricket, darts, euchre, fishing, French classes, karate, indoor bowls, golf, gym, squash, yoga, outdoor bowls, netball, old time dance club, rummy, snowy, table tennis, tennis and waterski club.

St Charles Jr Rugby League Club

Ph: Larry Raftery 9337 6498 or 0408 415 673

Email: lazbch@bigpond.net.au

Tamarama Surf Lifesaving Club

1a Pacific Street Tamarama 2024

Ph: 9130 3967

Waverley District Baseball Club

19 Bent Street Paddington 2021

Contact: Mark Miyai 0404 837 901

Waverley Rugby Football & Sporting Club

Mail: PO Box 53 Rosebery North 1445

Contact: James Barton 0402 134 009

White City Tennis Club

Venue: 30 Alma St, Paddington

Mail: PO Box 573, Edgecliff NSW 2027

Ph: 9360 4113 Fax: 9361 6584

Email: info@whitecitytennis.com

Web: www.whitecitytennis.com

The Club has 18 grass courts, 6 Rebound Ace Courts and 6 Synthetic Grass Courts. Six Courts have lights. The Club also offers coaching upon request.

Daily 7am-midnight From 5 years.

Woollahra Sailing Club

Venue: Vickery Avenue Rose Bay 2029

Contact: Lyn Eling 9371 9805 Fx: 9371 9692,

Email: sail@woollahrasailingclub.org.au

Web: www.woollahrasailingclub.org.au

The Club caters to sailors of dinghy boats of various classes including Lasers, Tasars, 29ers, 49ers, 59ers and B14's. Also Many Juniors, Flying 11s, Surf Skis and kayaks. Lessons are available through the sailing school on the premises.

GENERAL LEISURE & YOUTH ACTIVITIES

1st Vaucluse Scout Group Venue

46 Olola Avenue Vaucluse 2030
Cubs (8-11 years) meet Monday 7 – 8.30pm,
Scouts (11-15) meet Fri 7:30-9:30pm
Contact: Geoffrey Chapman 93372994,
Fax: 9337 3193
Email: geoff@outdoorlife.com.au

Scouting is a community based organisation dedicated to the development of self reliant, confident and competent young people through a fun based active program with an emphasis on the outdoors. Weekend bushwalks, camps and adventure activities (canyoning, climbing, caving etc) are as important as first aid, motor skills, leadership and community service.

1st Woollahra-Paddington Scout Group

Venue: The Scout Hall, 85 Paddington St (corner Elizabeth St), Paddington
Mail: 21 Norfolk St, Paddington NSW 2021
Contact: 0411 231 228; Ph: 9326 2704 Fax: 9380 5535 Other Fax no. 9391 7173

Cubs: 8-11 years old. Scouts 11-13.
Cubs: Tue 6:30-8pm; Scouts: Wed, 7-9pm (Public School Term only) Eligibility: From 7 to 13 years. Fees: \$40 annual registration + \$10 per term

Scouting is a community based organisation dedicated to the development of self reliant, confident and competent young people.

3rd Rose Bay (Judean) Scout Group

Venue: Scout Hall, Wairoa Avenue, Bondi
Mail: 336 Doncaster Ave, Kingsford NSW 2032
Ph: Group Leader: David Brem 9662 7631

Scouting for both boys and girls. Cubs for members aged 8 to 11 is only open to Jewish youth. Meet Tuesdays 7:15pm to 8:45pm

Academy Ballet

French School of Sydney Moverley Road (cnr. Anzac Pde) Maroubra
Contact: 9314 2434
Royal Academy of Dance School offering classical ballet, character & contemporary. 3 yrs to majors.

Active Places

Email: webmaster@activeplaces.com.au
Web: www.activeplaces.com.au
Community based physical recreation, sport and cultural activities for people with a disability.

Australian Music Schools

Mail: PO Box 810, Randwick NSW 2031
Contact: Jodi or Leora 9314 7282
Fax: 02 9314 7280
Email: info@australianmusicschools.com.au
Web: www.australianmusicschools.com.au
Hours: Preschool classes during daytime.
School age - after school and Saturdays.

Comprehensive and fun music classes (groups) for children ages 7 through to adults. Classes held on weekday mornings, afternoons and Saturdays. Keyboard skills, music theory, percussion and singing.

Australian Theatre for Young People Venue

The Wharf Pier 4/5 Hickson Road Walsh Bay.
Workshops are also available at Bronte Public School and The Rocks.
Contact: 9251 3900
Web: www.atyp.com.au

School holiday acting workshops.

Bardic Drama School

Corner of Queen St & Edgecliff Road, Woollahra
Contact: 9386 4535
Email: bardicproductions@ozemail.com.au.

Drama classes for years 6 & 7 and years 8-12

Big Sister Big Brother Program

Contact: Coordinator, Program Director or Case Worker 9285 6250 Fax: 02 9283 2485
Email: bbbs@ywcansw.com.au
Web: www.bigsisterbigbrother.com.au
Hours: Mon-Fri 9am-5pm
Eligibility: From 7 to 17 years

Mentoring program for children between 7 and 17. In this program, volunteers 18 and over are matched on a one-to-one basis with a young person. The friendship develops through regular outings together, usually on weekends. Outings might include roller blading, bike riding, seeing a movie or going to a museum. To be eligible to be a big sister or big brother one must have 2-4 hours each week or fortnight, be able to produce 4 character references, be willing to have a police check conducted, a willingness to accept supervision from agency staff and an ability to attend most monthly support meetings. Do not cater for children with disability as use volunteer mentors who are not trained in special care/needs.

BMX NSW Inc

Mail: PO Box 52, Lyndhurst NSW 2797
Contact: 6367 5277 Fax: 6367 4062
Email: lorrainedunkley@bigpond.com
Web: www.bmxnsw.com.au

State sporting body for administration of clubs within NSW who provide cycling facilities for riders from 5 years.

Bondi Pavilion Community Cultural Centre

Queen Elizabeth Drive Bondi Beach 2026
Ph: 8362 3400 Fax: 8362 3420
Email: bondipav@waverley.nsw.gov.au web: www.waverley.nsw.gov.au

Classes, courses & school vacation programs. Facilities include theatre, gallery & sound studio.

Bondi Beach Skate Park

Queen Elizabeth Drive Bondi Beach

Botany Physical Culture Club

Venue: Botany Town Hall
Cnr Botany Rd & Edward Street, Botany
Contact: 9543 1168

Exercise to music. Recreational and competitive levels for girls (3 years+) to ladies

Botany Youth Group

Venue: Cnr. Botany Road, & Chelmsford Avenue, Botany
Contact: 9366 3889 Fax: 9366 3894
Email: council@botanybay.nsw.gov.au
Web: www.botanybay.nsw.gov.au

A safe, friendly environment for young people between the ages of 12 to 18. Access to a wide range of activities such as: play station 2, internet, arts & craft, table tennis, pool table, air hockey, soccer tables, board games, educational programs HSC tutoring, information & referral, access to school holiday program & after school programs. - Fridays, 4:00pm – 7:00pm

Boys' Brigade Australia

(120th NSW Waverley Company)
Venue: Church in The Market Place, 400 Oxford St, Bondi Junction
Mail: 5/1 Rose St, Bronte NSW 2024
Contact: Captain Mr. J. D. Morrison
Ph: 9389 5361 Fax: 9387 5342
Hours: 8-11yrs Fri 7pm-8:30pm, 12-18 yrs Fri 7pm-9:30pm
Eligibility: From 8 to 18 years. Male Only

International and interdenominational Christian youth group offering spiritual, physical and social activities. Boys are encouraged to attend the church of their choice. Uses a Badge system to encourage achievement. Leadership courses available.

Brent Street Studios

Contact: 8323 6666 Fax: 8323 6677
Email: info@brentstreet.com.au
Web: www.brentstreet.com.au

Performing arts school at Entertainment Quarter Centennial Park.

Also runs Talent Development High School (TDHS) Ph: 8323 6611.

Building a Healthy, Active Australia

Web: www.healthyactive.gov.au

Federal government website offering practical advice on healthy eating and physical activity.

Bunnerong Gymnastics

Venue: 441 Bunnerong Road, Matraville
Contact: 9661 9955 Fax: 9311 3491
Email: info@bunneronggym@iprimus.com.au
Web: www.bunneronggym@iprimus.com.au
Hours: 3:30pm - 6:30, Monday to Friday
9:00am - 3:00pm, Saturday

Offers high performance and recreational gymnastic classes for children aged 18 months to 16 years.

Centennial Parklands School Holiday Activities

Contact: 9339 6699 Fax: 9332 2148
Email: info@centennialparklands.com.au
Web: www.centennialparklands.com.au
Mail: Locked Bag 15 Paddington NSW 2021

Everything from circus skills, jewellery making, motorised car making and model yacht workshops to sport activities such as cycling, soccer, horseriding, basketball, netball, cricket, golf and tennis during school holidays.

City of Botany Bay Library

Westfield Shopping Town,
Cnr. Banks & Wentworth Ave, Eastgardens
Mail: Locked Bag 10, Maroubra NSW 2035
Contact: 9366 3888 Fax: 9366 3838
Email: library@botanybay.nsw.gov.au
Web: www.botanybay.nsw.gov.au
Hours: Mon and Thurs 10.am-8pm, Tues, Wed & Fri 10-6, Sat 9.30-4.00pm

Public library service providing a large selection of books, magazines, & AV materials for all ages. Special collections include reference, LIAC legal information, HSC, local studies, English workshop, large print, talking books, community language books and young adult collection. Children's programs include storytime, Tuesday book club, school holiday activities and children's reading area. Photocopiers, fax service, reference and study area, free internet access for local residents. Homework centre at Mascot Library/George Hanna Memorial Museum.

Coogee Randwick RSL Swim School

Venue: Coogee Club
cnr Byron & Carr Sts Coogee.
Contact: Deanne Ph: 9665 4466 or
Email: deanne@coogeeclub.com.au

All ages 3 years and older using heated indoor five lane pool.

Dynamics

Contact: 9521 8141 Mb: 0415 929 444

Combined Jazz and Tap dancing for girls & boys. Classes at Botany Public School with a qualified teacher in a fun, caring environment.

Eastern Suburbs Junior Chess Club

Meets Mondays from 5:30-7pm at Waverley Public School 155 Bronte Road, Waverley.
Contact: Lynn 9745 1170 or
Brett Tindall 0421 224 772
Email: sydneyacademy@iprimus.com.au
Term dates coincide with school term. Cost \$150 per term (ten weeks).

All levels under 18s chess lessons, with a competition ladder for more advanced players.

Eastern Suburbs PCYC

Venue: 26a Bunnerong Road Daceyville 2032
Ph: 9314 2536 Fax: 9314 2634
Email: easternsuburbs@pcycnsw.org.au
Web: www.pcycnsw.org/easternsuburbs

Basketball, junior boxing, dance, indoor soccer, gym/weights, hapkido, karate, martial arts, kickboxing, netball, table tennis, taekwondo, wrestling, salsa and school holiday programs.

Eastlakes Youth Group

Venue: Eastlakes Community Hall,
Cnr. Evans & Florence Avenues, Eastlakes
Contact: 9366 3889 Fax: 9366 3894
Email: council@botanybay.nsw.gov.au
Web: www.botanybay.nsw.gov.au

A safe, friendly environment for young people between the ages of 12 to 18. Access to a wide range of activities such as: ps2, internet, arts, craft, table tennis, pool table, air hockey, soccer tables, board games, educational programs HSC tutoring, information, referral, access to school holiday program & after school programs. Tuesdays, 4:00pm - 7:00pm

Emerson Golf Learning Centre

Cullens Golf Practice Range
Jennifer Street Little Bay
Mail: PO Box 350 Strawberry Hills 2012
Contact: 9661 4252 Fax: 9311 2217
Email: eddie.emerson@bigpond.com.au

Golf lessons for adults, seniors, school children and advanced players. The Centre caters for individual lessons, on-course playing lessons and swing analysis. PGA teaching professionals. Golf practice areas, grass and synthetic, Golf learning Centre. Open to the public seven days.

Entertainment Quarter Ice Skating

At Entertainment Quarter, Centennial Park.
Seasonal, Wednesday to Sunday.
Ph: 0449 186 930
<http://eqmoorepark.com.au/?page=event&id=321>

Girls Brigade (7th NSW Waverley Company)

Venue: Church in the Market Place, 400 Oxford St, Bondi Junction
Mail: 5/1 Rose St, Bronte NSW 2024
Contact: 9389 5361 Fax: 02 9387 5342
Hours: 8-11yrs Thu 7pm-8:30pm, 12-18 yrs Fri 7pm-9:30pm
Eligibility: From 8 to 18 years. Female Only.

Interdenominational Christian group offering spiritual, physical and social activities. A devotional session is held each meeting and girls are encouraged to attend a church of their choice. Uses a badge system for achievement. Leadership training courses are provided for 14-18year olds.

Goodhew Academy of Dance

Studio at: 557 Gardeners Road, Mascot
Ph: 9529 9571

Classes in: Jazz – FATD method, Tap- FATD method, Classical Ballet – cecchetti method, Acrobatics, Performance classes. All levels beginners to advanced.

Guides NSW

1 Buckingham St, Surry Hills
Locked Bag 950, Strawberry Hills NSW 2012
Contact: 9698 3322 Fax: 9690 1030
Email: guides@guidesnsw.org.au
Web: www.guidesnsw.org.au
Call Guide House 9698 3322 for your nearest meeting place.
Hours: Mon-Fri 9am-5pm From 5 years girls only.

Guiding aims to provide girls aged 5 years onwards opportunities to develop confidence, initiative and leadership qualities. At weekly meetings, instruction is given on cooking, fitness, first aid, crafts, arts, drama, outdoor skills and environmental awareness. Leaders are trained and have ongoing qualification requirements. School holiday programs organised.

Hakoah Chess Club

Venue: 61-67 Hall St, Bondi
Mail: 7/37 O'Donnell Street North Bondi 2026
Contact: Vladimar Feldman Ph: 9130 3344
M: 0414 798 503 Fax: 9130 8707
Web: www.chetmasters.com.au

A Club to promote and play chess. Junior Chess Club which meets Mondays 5.30-7pm.

Hillsdale Youth Group

Venue: Hillsdale Community Hall, 236 Bunnerong Road, Hillsdale
Contact: 9366 3889 Fax: 93663894
Email: council@botanybay.nsw.gov.au
Web: www.botanybay.nsw.gov.au

A safe, friendly environment for young people between the ages of 12 to 18. Access to a wide range of activities such as: play station2, internet, arts, craft, table tennis, pool table, air hockey, soccer tables, board games, educational programs HSC tutoring, information, referral, access to school holiday program & after school programs. Thursdays, 4:00 - 7:00pm

Indoor Central

Venue: 5 Kent Road, Mascot 2020
Contact: 9317 5602 Fax: 9317 5629
Email: indoorcentral@playsport.com
Web: www.playsport.com/indoorcentral

Indoor sports centre catering for netball, basketball, volleyball, soccer and martial arts.
Hours: 9:00am - 11:00pm

Kid Friendly

Mail: PO Box 6008, Malabar NSW 2036
Contact: 9661 5255 Fax: 02 9311 1421
Email: info@kidfriendly.com.au
Web: www.kidfriendly.com.au

Kid Friendly is a free publication and website with details of family-friendly venues, events and attractions in metropolitan Sydney. Hours: 9am-5pm, Mon-Fri

Kids Up Front

Mail: PO Box 1560 Neutral Bay 2023.
Contact: 9953 4040 Fax: 9960 4323
Email: kidsupfront@bigpond.com
Contact: Karin Clifford 0417 432 002

Drama classes for children. Lessons are designed by experienced and qualified Drama Teachers to meet each groups needs and interests. Aims to develop childrens' self confidence, communication skills and creativity. Meets at Bellevue Hill .

Kman Skate School

Office: 3/30 Warners Ave North Bondi 2026
Contact: Arielle Nakache-Moulay
Mobile 0400 589 559 Ph/Fax: 9300 9174
Email: info@kman.com.au
Web: www.kman.com.au

Skateboarding instruction for all ages including group and private lessons, school holiday and after school groups and skate parties.

Kyokushin Karate

Venue: 1st Floor, 15-17 Gray St Bondi Junction 2022
Contact: John Taylor 0418 284 100, 9389 0252 Fax: 9369 3938
Email: shihantaylor@ozemail.com.au
Web: www.kyokushin-australia.com

Karate School. Teaching in self-defence, combat sport, stretching and calisthenics. Hours: Mon, Wed, Fri 6:30pm-8pm, Tue & Thu 6pm-7pm. Beginners 7pm-9pm. General Sat 1pm-3pm

Let's Go Surfing

128 Ramsgate Ave, Bondi,
Mail: PO Box 7783, Bondi Beach NSW 2026
Contact: 9365 1800 Fax: 9365 1811
Email: info@letsgosurfing.com.au
Web: www.letsgosurfing.com.au

Surfing lessons on Bondi Beach. Lessons daily, all year round. Hours: Mon-Sun 9am-6pm
Eligibility: From 7 years. Must be able to swim.

Manhattan Superbowl

Ten pin bowling.
549 Gardiners Road, Mascot
Contact: 1300 269 546 or 9317 2577
Web: www.mahattansuperbowl.com.au

Maroubra Beach Skate Park

Marine Parade Maroubra Beach

Mascot Physical Culture Club

Venue: JJ Cahill Memorial High School, 953 Botany Road, Mascot
Mail: 32 Rawson Street, Mascot 2020 Mascot
Contact: 9667 4555 Fax: 8338 8318
M: 0418 966 7455

Physical Culture Club offers girls from 3 years to ladies a great fitness program that enhances co-ordination, discipline, technique and most importantly Fun and Friendship. (B. J. P. Syllabus) - Tuesday and Wednesday afternoons.

Matrville Sports Centre

Venue : 441 Bunnerong Road, Matrville
Mail: PO Box 167, Matrville 2036
Contact : 9661 6711
Email: bob.r@spin.net.au
Hours: Monday to Friday 9:00am - 10:30am
Saturday 8:00am - 6:00pm Sunday 8:00am - 10:30pm

Sports centre offering a variety of indoor & outdoor activities. Private & group tennis coaching. 12 soccer fields; 1 indoor netball court. School holiday sports camps. Weekend tennis competitions and Tuesday ladies competition; night squash competition and mid-week netball, cricket and soccer competitions.

Mega Swim School Bondi

Venue: Hakoah Club Hall Street Bondi
Mail: Mega Swim School
P.O. Box 3148 Tamarama 2026 NSW
Contact: 9130 1230 or 0410 501 230
Web: www.megaswim.com.au

Swim for life certified swim school for all ages, including squad training.

National Institute of Dramatic Art (NIDA)

Venue: 215 Anzac Parade Kensington NSW 2033, Mail: NIDA UNSW Sydney 2052
Contact: 9697 7626 Fax: 9313 6590
Email: info@nida.edu.au
Web: www.nida.edu.au

Drama and acting classes, youth productions, youth choir, public speaking, drama for young people with intellectual disabilities.

NSW Junior Chess League

Mail: c/- 12/2 Clarke St, Vacluse NSW 2030
Contact: 9388 7940 Fax: 93887893
Email: nswjcl@ihug.com.au
Web: www.nswjcl.org.au

Membership of the NSW Junior Chess League (NSWJCL), available to juniors under 18, entitles you to participate in all our junior chess tournaments and coaching clinics, and to receive the quarterly magazine JUNIOR CHESS, the League's official journal, which gives details of all our activities, ratings, puzzles, games, tournaments, results, up to 18 years.

NSW Sport and Recreation

Mail: Locked Bag 1422, Silverwater NSW 2128
Contact: 13 13 02 Fax: 02 9006 3800
Email: info@dsr.nsw.gov.au
Web: www.dsr.nsw.gov.au
Hours: Monday – Friday 9.00am - 5.00pm

Providing and facilitating sport and recreation services for the people of NSW.
Vacation activities, vacation camps.
Walking for pleasure groups.
Swimsafe lessons - 18 months to Adults.

NSW Sport and Recreation Active Search

Mail: Locked Bag 1422, Silverwater NSW 2128
Contact: 9006 3700; 9006 3701 (TTY)
Fax: 02 9006 3800
Email: info@dsr.nsw.gov.au
www.dsr.nsw.gov.au/active/as_main.asp

NSW Sport and Recreation has an online directory of sport and recreation clubs and facilities throughout NSW. Users can search for specific sport activities according to regions.

Onya Bike Cycle Coaching

Contact: Tanya Bosch 0419 217 974, 9369 1436 Fax: 9386 0476
Email: onyabike@ozemail.com.au
Hours: Coaching available daily 6am-9pm
46 Bennett St, Bondi NSW 2026

Provides cycle coaching for all age groups, includes bike control, emergency breaking, obstacle courses, fun racing, fixing your bike, slalom, improving your handling skills and introduction to touring & racing. Private lessons from beginners to advanced, all age groups, and fitness programs, fitness testing and interviews with 6 week program.

Ozkidsactivities

Web: www.ozkidsactivities.com

Children's activities and classes, birthday party venues, entertainment options, holiday workshops.

Playback Theatre Sydney

Mail: PO Box 770, Leichhardt NSW 2040
Contact: 0417 065 664
Email: playback@playbacktheatre.com.au
Web: www.playbacktheatre.com.au

Playback Theatre is an improvisation based theatre group. Through a unique collaboration between performers and audience this theatre form will transform your real life experiences into theatre on the spot. Each performance is 'never to be repeated'. Playback performs on the last Sunday of each month at; The Newtown Theatre Cnr King & Bray streets Newtown. PBT Sydney also performs within a variety of organizations from the community sector, schools, government, non government and corporate.

Pose Performance Academy

Venue: Matraville Public School
Contact: Fiona Jurd 0417 449 248

Queens Park Art School

84 Rawson Avenue, Queens Park NSW 2022
Contact: 9386 1694 Fax: 9386 1694

Art classes for children, teenagers and adults. Equipment supplied. Exploration in media and techniques in drawing, painting, sculpture, printing, design, ceramics, cartooning as well as HSC and portfolio preparation. Small groups, day and evening classes. Morning and afternoon tea provided.

Randwick Branch Library

Level 1 Royal Randwick Shopping Centre,
Avoca St, Randwick
Mail: Locked Bag 8, Maroubra NSW 2035
Contact: 9399 6966 Fax: 9399 7358
Web: www.randwick.nsw.gov.au/library
Weekly story time for children.
School holiday program.
Hours: Mon, Tues, Wed, Fri 9:30am-6pm,
Thu 9:30am-7pm, Sat 9:30am-12noon

Public library service provides collection of books (including large print), magazines and newspapers, videos and DVDs, music CDs and cassettes, community languages and literacy collection. On line catalogues, personal computers and Internet Kiosk are also available for public.

RFTS School of Performing Art

14 Beresford Street MASCOT
Contact: 9349 7888
Web: www.rfts.com.au

Dancing, acting, performing and singing in a recording studio in a fun environment.

Sink or Swim

Contact: 9130 5282 or 0410 743 151 Email:
Karen@sinkorswim.biz Web:
www.sinkorswim.biz

Private swim lessons available in your own or local pool.

Strike Bowling Bar

Ten pin bowling at Entertainment Quarter,
Centennial Park
Contact: 1300 787 453
Email: functions@strikebowling.com.au
Web: www.strikebowlingbar.com.au

The Ballet Class

Venue: St. Andrews Scots Peace Memorial
Hall (Carlisle Street, Rose Bay), and Rose Bay
Public School.
Mail: C/- 9 Shaw St North Bondi 2026

Ph: Clare Bainton, 0413 650 658, 9388 4499

The School teaches ballet, preparing students for R.A.D. and I.S.T.D. examinations. Also teaches classical ballet in Pre-Primary grades, Primary grades 1 to 7, Pre-elementary, Pre-intermediate, I.S.T.D., Modern Ballet, Tap. Jazz Ballet and Spanish Ballet. Also introduction classes to ballet.

The Shack Youth Services

A range of recreational, education and support services targeting young people aged 11 to 24 years. Drop-in services operate from the main premises and outreach premises and target high school aged young people.

SMOP (South Maroubra Outreach Program)

184 Maroubra Road Maroubra 2035
Ph: 9344 7678 at Lexington Place.
Contact: 9349 7263 Fax: 9349 7263
Email: theshack2035@hotmail.com
Hours: Main premises Tuesdays 2:00 – 8:00pm (girls only) Thursday & Friday 2:00pm – 8:00pm Saturday 12:00noon- 6:00pm
Outreach premises: Thursday, Friday & Saturday 3:00-9:00pm
7-11year old program starting Tuesdays July 07 3:30-5:30pm

The Transformers

Venue: Gracepoint Christian Church, 8-10
Soudan St Randwick
Contact: Alison Ticehurst 9399 5959
Email: al.ticehurst@gracepoint.com.au
Youth group meets Friday night for high schoolers for fellowship, growth & adventures

Valerie Jenkins Academy of Ballet

Venue: 58 Oxford Street Woollahra 2025
Contact: Valerie Jenkins 9326 1969

Ballet classes: classical, contemporary, character and jazz classes provided. Examinations and annual concerts also conducted.

Waverley Council Environmental Services

Contact: 8369 8049

School holiday activities including environmental art, surfing classes, science of the surf and aerosol art.

Waverley/Woollahra Art Centre

Venue: 138 Bondi Road Bondi 2026
Contact: 9387 2461 Fax: 9389 1486
Email: wwac@bigpond.com

Independent community arts centre. Classes, school holiday programs, exhibitions for children & teenagers.

Waverley Library:

Address: 32-48 Denison Street Bondi Junction 2022

Contact: 9386 7777

Web: www.waverley.nsw.gov.au

Waverley Library has school holiday programs, chess instruction, internet & computer training, a new young adult section, as well as books, CD's, public displays & exhibitions and community information (on the web and at the library)

WAYS Youth Services

63a Wairoa Avenue Bondi Beach 2026

Contact: 9365 2500 Fax: 9365 2705

Email: ways@ways.org.au

Web: www.ways.org.au

Recreation programs including Basketball, Guitar lessons, Vacation Program & Camps, Band Room, BLYMP (all ages live music nights) and courses. 11-19 years old. Under 13s day Wednesday afternoons & 9-11 OOSH program Tuesday afternoons. Tuesday to Saturday.

Woollahra Library & Information Service

Address: 548 New South Head Rd, Double Bay NSW 2028

Contact: 9391 7100 Fax: 9391 7116

Email: library@woollahra.nsw.gov.au

Web: www.woollahra.nsw.gov.au

Mon-Fri 10am-8pm, Sat-Sun 10am-4pm

Set in a historic building, public library services include access to large print books, spoken word cassettes, reading & language aids, toys & games. Also offers a well-stocked Children's Library (story time, playgroup, school holiday activities), Home Library Service, Local History Centre, Community Information, Inter-Library loans, Woollahra Library Friends group. Word processors and public internet access stations for members usage. The reference service also offers access to legal information (LIAC) and illicit drugs information (Di@yll project). Branches at Watsons Bay and Paddington (see separate entries).

BEFORE, AFTER SCHOOL & VACATION CARE CENTRES

FOR CHILDREN AGED 5-12

KEY

- **Before care** – Before School Care
- ◆ **After Care** – After School Care to 6pm
- ♥ **Vacation Care** – School Holiday Programs 7:30-6pm Mon-Fri
- ♣ **9 + programs** – Runs some programs specifically for kids 9 years or older
- ⊗ **Active After School Communities** – Federally funded sport program run up to 3 days per week at selected centres

Active OOSH at Banksmeadow PS
Cnr Wilson & Herford Streets, Botany 2019
Ph: 9316 7661 M: 0404 039 789
Contact: Tina Fahey
tina.fahey@education.nsw.gov.au

□◆♥♣⊗

Bellevue Hill B&ASC
PO Box 878 Double Bay 1360
Ph: 9369 3643
Contact: Jo Plummer bhasc@dodo.com.au

□◆♥

Bondi Beach Public School
PO Box 7226 Bondi Beach 2026
Ph: 9365 4018
Contact: Kartini Brenner
bboshc@primaryoshcare.com.au

□◆♥♣

Bondi After School
Wellington Street Bondi 2026
Ph: 9130 6998
Contact: Lee McLean
bondi-p.school@det.nsw.edu.au

□◆

Botany Bay Council OOSH Services

Contact: Sheryl Smith Ph: 9366 3576
smiths@botanybay.nsw.gov.au

- Botany After Care @ Botany PS Page St Botany, Ph: 9316 5828 Contact: Nadene Webb ◆
- Pagewood Before & After Care Pagewood PS Page St Botany Ph: 9316 5828 Contact: Grace Pappalardo □◆♥♣
- St Therese After Care @ St Therese PS Sutherland St Mascot Ph:0410 403 435 Contact: Denise Roberts ◆

Bronte After School

c/o Bronte Public Hewlett Street Bronte 2024
Ph: 9389 7978

Contact: Alex Nunnerley or Gaby Kemeny
Fx 9388 9167 M: 0419 243 764
bronteactivitycentre@hotmail.com

□◆♥♣⊗

Clovelly Public School OOSH

1 Arden Street Clovelly 2031
Ph: 9665 9056

Contact: Mark Lepporoli
clovellyoosc@optusnet.com.au

□◆♥♣

Coogee Care Centre

Byron Street Coogee 2034
Ph: 9665 8943

Contact: Michaela Glynn
coogeecare@westnet.com.au

□◆♥⊗

COOSHY Centre

St. Margaret Mary's 58A Clovelly Rd,
Randwick
59 Combles Pde, Matraville NSW 2036
Ph: 9315 7299

Contact: Corinne Hughes
corrinnehughes@optusnet.com.au

□◆♥

Currawong Children's Centre

C/o Daceyville Public School Joffre Crescent
Daceyville 2032

Ph 9344 4292 Fax 9344 4291

Contact: Fiona McKinnon or Keiran McCloskey

□◆♥♣⊗

Double Bay OOSH

c/o Double Bay PS William St Double Bay
2028 Ph: 9362 4524 Fax: 9362 0960
Contact: Kylie Lawson dboosh1@hotmail.com

**Glenmore Road ASC**

20 Cambridge St Paddington 2021
Ph: 9361 3362
Contact: Alida Mujezinovic
ooshc@bigpond.net.au

**Holy Cross After School Care**

PO Box 1643 Bondi Junction 1355
Ph: 9389 5800
Contact: Remy Ghazaleh

Kensington After School Centre

St Martin's Church Hall, PO Box 894 Todman
Avenue Kensington 2033
Ph: 9662 7452
Contact: Rosalee Rucker
olrkasc@bigpond.com

**Kensington PS OOSH**

PO Box 922 Kensington 2033
Contact: Simone Wills Ph: 9663 5040
kpsosochi@yahoo.com.au

**La Perouse Inarr Nura**

Bunnerong Road Phillip Bay 2036
Ph: 9661 1955
Contact: Dana Brown inarrnura@bigpond.com

**Mascot Before & After School**

Mascot Public School King St, Mascot 2020
Ph: 9669 5027

Mask Out of School Kare Inc.

Malabar Public School Cnr Victoria & Franklin
Streets Malabar 2036
Ph: 9311 0559
Contact: Sudan Somasundaran

**Maroubra Bay PS OOSH**

Duncan St Maroubra Bay 2035
Ph: 9344 9512
Contact: Fiona McKinnon

**Maroubra Junction BASC Centre**

Cnr Story & Anzac Pde Maroubra Junction
2035, PO Box 423 Maroubra 2035
Ph: 9315 5947

Contact: Marley Woods
mjcarecentre@bigpond.com

**Paddington OOSH**

Oxford St Paddington 2021
Ph: 9360 9295

Contact: Colleen Powter poosc@bigpond.com

**Randwick OLSH OSHCC**

193 Avoca Street PO Box 49 Randwick 2031
Ph: 9399 8373

Contact: Rachel Gibbins

**Randwick OOSH**

PO Box 353 Randwick 2031
Ph 9398 7653

Contact: Jenny Solares
randwick_oosh@bigpond.com

**Rose Bay Public School**

Albermarle Ave Rose Bay 2029
Ph: 9371 5892

Contact: Nick Eder rboosh@bigpond.com

**SMOOSH**

Gardiners Road Public School Cnr Botany &
Gardiners Rd Mascot Auspice SENC PO Box
3007 Eastlakes 2018

Ph: 8338 9678 Fx: 8338 8502

Contact: Rekkha Moda rekkha@senc.org.au

**St Francis Regional Leisure Centre**

64 Gordon St Paddington 2031 Ph: 9331 4950
Contact: Dot

**South Coogee PS OOSH**

1 Tucabia St South Coogee 2034
Ph: 9349 4070

Contact: Kerrie Vaneris
sclearningcentre@hotmail.com



TRAC

At Rainbow Street PS 90 Rainbow Street
Randwick 2031 PO Box 515 Kingsford 2032
Ph: 9398 7330 M: 0423 178 180
Contact: Tanya Buick
tracwork@iprimus.com.au

**Vaucluse Out of School Care**

PO Box 92 Vaucluse 2030 Cambridge Avenue
Vaucluse 2030
Ph & Fax: 9337 3031
Contact: Lee White voosc@people.net.au

**Eastern Recreation & Respite**

Brighton Blvd North Bondi 2026
Ph: 9349 4666

- Wairoa After School Care, Contact:
Jackie Rothwell ♦
jackie@easternrespite.com.au
- OOSH Inclusion, Contact: Lainie Knight
lainie@easternrespite.com.au
- Holiday Program, Contact Kaz Higgs
karilynne@easternrespite.com.au ♥

Waverley Community Out of School Care

PO Box 417 Bondi Junction 1355 155 Bronte
Rd Waverley
Ph: 9389 3321 Fax 9387 7879
Contact: Sarah Clayton

**Woollahra ASC**

c/o Woollahra Public School Forth St
Woollahra 2025
Ph: 9362 8596
Contact: Tracy Atkins



