


# New South Wales.



ANNO QUARTO

## EDWARDI VII REGIS.

\*\*\*\*\*

Act No. 12, 1904.

An Act to indemnify the Colonial Treasurer, the Officers of the Treasury, and other persons, in respect of certain unauthorised withdrawals and payments from the Public Account and the Consolidated Revenue Account of the Colonial Treasurer in the Banks keeping such Accounts. [Assented to, 16th November, 1904.]

**W**HEREAS certain sums of money have been withdrawn from the Public Account and the Consolidated Revenue Account of the Colonial Treasurer in the Banks keeping such Accounts without the authority of Parliament for the purpose of paying the claims of contractors and others in anticipation of the sanction of Parliament, which said sums are shown in the Schedule hereto, and amount to the sum of Three million seven hundred and fifty thousand six hundred and thirty-nine pounds eighteen shillings and eleven pence: And whereas the respective sums so withdrawn and payments so made were necessary to carry on and maintain the Public Service: And whereas it

Preamble.

*Treasury Indemnity.*

it is expedient to indemnify all persons concerned or engaged in the matter of such withdrawals or payments: Be it therefore enacted by the King's Most Excellent Majesty, by and with the advice and consent of the Legislative Council and Legislative Assembly of New South Wales in Parliament assembled, and by the authority of the same, as follows:—

Indemnity to  
Colonial Treasurer,  
and his Officers, &c.

1. The Colonial Treasurer, the Officers of the Treasury, and all persons whosoever concerned or engaged in making the said withdrawals or payments are hereby indemnified and held harmless for and in respect of the withdrawal and expenditure of the said sum of Three million seven hundred and fifty thousand six hundred and thirty-nine pounds eighteen shillings and eleven pence.

Short title.

2. This Act may be cited as the "Treasury Indemnity Act, 1904."

## SCHEDULE.

## CONSOLIDATED REVENUE FUND.

SCHEDULE OF PAYMENTS which were made by the Colonial Treasurer without appropriation and warrant.

Head of Expenditure.	Payments, July, 1900, to 30th June, 1901.	Payments, July, 1901, to 30th June, 1902.	Payments, July, 1902, to 30th June, 1903.	Payments, July, 1903, to 30th June, 1904.
No. I.—SCHEDULES.	£ s. d.	£ s. d.	£ s. d.	£ s. d.
Schedule B Supplement—Pensions—Military and Widows of Pilots ... ..	52 1 8	196 6 4	186 1 4	108 11 6
Total, Schedules ... .. £	52 1 8	196 6 4	186 1 4	108 11 6
No. II.—EXECUTIVE AND LEGISLATIVE.				
His Excellency the Governor ... ..	.....	71 18 2	56 19 11	.....
The Executive Council ... ..	.....	5 12 0	84 1 8	2 16 8
Vice-President of the Executive Council, and Representative of the Government in the Legislative Council ... ..	.....	41 13 4	31 5 0	.....
The Legislative Council ... ..	.....	53 8 2	482 16 3	10 12 0
The Legislative Assembly ... ..	.....	33 14 4	845 1 6	14 15 11
The Legislative Council and Assembly ... ..	.....	49 6 11	688 19 2	19 12 3
The Parliamentary Library ... ..	.....	44 18 7	127 17 1	3 15 10
The Parliamentary Reporting Staff ... ..	.....	75 1 1	550 18 0	48 1 1
Parliamentary Standing Committee on Public Works ... ..	.....	28 15 1	160 17 1	5 17 9
Total, Executive and Legislative ... .. £	.....	404 7 8	3,028 15 8	105 11 6
Carried forward ... .. £	52 1 8	600 14 0	3,214 17 0	214 3 0

*Treasury Indemnity.*

Head of Expenditure.	Payments, July, 1900, to 30th June, 1901.	Payments, July, 1901, to 30th June, 1902.	Payments, July, 1902, to 30th June, 1903.	Payments, July, 1903, to 30th June, 1904.
	£ s. d.	£ s. d.	£ s. d.	£ s. d.
Brought forward ... £	52 1 8	600 14 0	3,214 17 0	214 3 0
No. III.—COLONIAL SECRETARY.				
Colonial Secretary ... ..		27 4 0	668 0 6	15 18 0
Auditor-General ... ..		246 12 9	1,133 18 10	336 14 0
Aborigines Protection Board ... ..		3,619 4 8	2,631 0 7	904 0 3
Police ... ..	409 1 0	8,152 7 5	49,631 12 10	4,925 16 10
Lunacy (including Master in Lunacy) ... ..		8,581 17 4	16,622 13 8	6,354 5 8
Medical Board ... ..		25 0 0	18 2 8	14 1 0
Medical Adviser to the Government ... ..		1,657 3 5	821 18 6	183 18 4
Coast Hospital ... ..		979 11 8	2,546 18 2	1,110 6 11
Maintenance of the Destitute Sick... ..		4,953 8 0	2,537 8 11	194 7 6
Government Statistician ... ..		474 16 6	1,216 0 4	73 0 4
Agent-General for New South Wales ... ..	109 3 4	98 1 8	462 12 8	847 10 7
Government Asylums for the Infirm ... ..		21,322 1 11	9,723 15 5	5,470 5 10
State Children's Relief Department ... ..		4,561 13 1	7,660 4 4	2,355 8 0
Fisheries Commission ... ..		214 5 6	833 8 2	125 17 10
Fire Brigades ... ..			130 0 0	
Botanic Gardens ... ..	300 1 5	229 3 3	767 11 6	106 11 2
Nursery Garden, Campbelltown ... ..		61 12 1	128 14 9	35 6 3
Government Domains ... ..	0 15 3	70 15 0	278 17 9	10 1 4
Garden Palace Grounds ... ..		10 15 6	110 0 5	10 2 11
Centennial Park ... ..		149 17 10	428 17 1	70 10 9
Electoral Office ... ..			179 3 4	
Registrar-General and Examiner of Patents ... ..		1,149 10 9	2,742 0 8	261 12 9
Registrar of Copyright ... ..				2 6 0
Commercial Agents ... ..			59 1 5	603 12 11
Sydney Harbour Trust ... ..	2,744 0 7	15,609 8 11	11,885 16 0	4,218 9 5
Charitable Allowances ... ..		8,422 15 7	9,464 0 10	3,656 11 2
Miscellaneous Services ... ..	3,971 16 1	17,967 17 2	12,984 3 1	5,382 6 6
Federal Government Offices, Macquarie- street ... ..		259 13 9		
Demolishing Walls, Hordern's Fire ... ..		11 15 2		
Permanent Volunteer and Military Forces— Continuation of Service, January to 1st March, 1901, date transferred to Commonwealth ... ..	38,802 7 8			
Total, Colonial Secretary ... £	46,337 5 4	£8,856 12 11	135,669 2 5	37,209 2 3
Carried forward ... .. £	46,389 7 0	99,157 6 11	138,883 19 5	37,483 5 3

*Treasury Indemnity.*

Head of Expenditure.	Payments, July, 1900, to 30th June, 1901.	Payments, July, 1901, to 30th June, 1902.	Payments, July, 1902, to 30th June, 1903.	Payments, July, 1903, to 30th June, 1904.
	£ s. d.	£ s. d.	£ s. d.	£ s. d.
Brought forward ... ..	£ 46,389 7 0	99,457 6 11	138,883 19 5	37,463 5 3
 No. IV.—TREASURER AND SECRETARY FOR FINANCE AND TRADE.				
Treasury ... ..	.....	444 1 5	2,300 6 10	223 14 0
Stamp Duties... ..	.....	183 15 3	395 6 1	62 13 7
Land and Income Tax ... ..	.....	603 1 7	3,506 7 7	244 15 0
Gold Receivers ... ..	.....	.....	21 5 0	.....
Gold and Escort ... ..	.....	63 8 3	29 13 3	31 2 9
Government Printer... ..	3,848 3 8	10,422 5 9	9,695 0 8	5,278 14 0
Stores and Stationery ... ..	4,807 17 6	10,233 14 1	11,683 13 4	9,178 8 7
Mercantile Explosives ... ..	.....	201 9 10	774 19 4	133 3 3
Board of Health ... ..	.....	1,836 13 9	2,868 10 1	467 14 11
Glebe Island Abattoirs ... ..	.....	303 9 11	784 3 5	.....
Shipping Masters ... ..	.....	10 11 4	204 9 0	5 5 8
Navigation ... ..	.....	4,264 12 0	8,484 1 6	2,257 13 3
Lifeboats ... ..	.....	72 1 8	336 19 3	7 15 6
Administration of Old Age Pensions Act... ..	.....	.....	3,794 12 4	1,070 2 2
Government Savings Bank... ..	.....	3 12 8	.....	86 6 8
Advances to Settlers' Board ... ..	.....	.....	.....	4 2 10
Weights and Measures ... ..	.....	.....	164 0 8	321 4 0
Resumed Properties ... ..	.....	.....	.....	35,297 5 0
Miscellaneous Services ... ..	9,054 11 5	28,851 14 3	36,278 12 7	.....
New South Wales Military Contingents to South Africa—Expenses in connec- tion with... ..	179,702 9 7	16,252 15 8	.....	.....
New South Wales Naval Contingent to China ... ..	32,036 2 2	.....	.....	.....
Expenses—Bubonic Plague ... ..	79,564 14 7	.....	.....	.....
Federal Celebrations ... ..	93,816 16 5	.....	.....	.....
Darling Harbour Resumptions—Interest on Compensation Money ... ..	.....	28,995 15 1	173,865 11 5	.....
Advance to Treasurer ... ..	.....	10,719 9 3	7,280 7 6	29,475 8 6
Total, Treasurer and Secretary for Finance and Trade ... ..	£ 402,800 15 4	113,467 11 9	262,467 19 10	84,145 9 8
 No. V.—RAILWAYS.				
Railways and Tramways—Working Expenses	275,444 13 3	713,893 10 1	638,377 10 3	226,524 13 2
Total, Railways ... ..	£ 275,444 13 3	713,893 10 1	638,377 10 3	226,524 13 2
Carried forward ... ..	£ 724,634 15 7	926,818 8 9	1,039,729 9 6	348,153 8 1

*Treasury Indemnity.*

Head of Expenditure.	Payments, July, 1900, to 30th June, 1901.	Payments, July, 1901, to 30th June, 1902.	Payments, July, 1902, to 30th June, 1903.	Payments, July, 1903, to 30th June, 1904.
	£ s. d.	£ s. d.	£ s. d.	£ s. d.
Brought forward ... £	724,634 15 7	926,818 8 9	1,039,729 9 6	348,153 8 1
 No. VI.—THE ATTORNEY-GENERAL AND JUSTICE.				
Department of the Attorney-General and Justice ... ..		5,228 15 7	4,211 8 1	2,738 11 4
Master in Equity ... ..		80 11 9	344 1 7	28 14 3
Prothonotary and Divorce Court ... ..		42 9 10	400 14 5	205 12 8
Sheriff ... ..		3,543 8 2	3,795 6 9	1,052 4 7
Bankruptcy Court ... ..		98 18 11	329 4 5	101 18 9
Probate and Intestate Estates Office ... ..		97 2 9	306 18 2	47 6 7
District Courts ... ..		170 10 9	378 18 10	386 1 9
Coroners ... ..		815 8 0	1,826 5 1	385 13 5
Petty Sessions ... ..		3,013 15 6	9,362 7 8	1,506 4 11
Prisons ... ..		3,027 6 9	10,686 1 9	3,840 19 6
Public Service Board ... ..		69 8 0	613 10 2	158 3 9
Arbitration Court ... ..			508 12 4	50 14 3
Miscellaneous Services ... ..		1,788 17 0	2,573 0 5	172 6 10
Total, Attorney-General and Justice £		17,976 13 0	35,336 9 8	10,674 12 7
 No. VII.—SECRETARY FOR LANDS.				
Department of Lands ... ..		6,174 4 11	21,243 0 4	3,914 1 3
Land Appeal Court ... ..		53 13 2	99 12 2	50 7 4
Church and School Lands ... ..			15 9 11	
Advances to Settlers Board ... ..		325 4 5	331 6 7	
Western Land Board ... ..			981 15 1	469 17 11
Miscellaneous Services ... ..		1,855 5 3	1,435 4 5	1,511 18 8
Survey of Lands ... ..		13,693 15 4	15,190 10 1	6,493 4 2
Trigonometrical Survey of the State ... ..		854 13 10	665 1 8	313 9 9
Special Services—Labour Settlements ... ..		0 19 4	0 14 6	0 4 10
Total, Secretary for Lands ... £		22,957 16 3	39,962 14 9	12,753 3 11
 No. VIII.—SECRETARY FOR PUBLIC WORKS.				
Department of Public Works—Establishment ... ..		370 4 10	10,273 12 11	140 5 7
Roads and Bridges—Public Watering Places and Artesian Boring ... ..		18,560 16 3	57,991 0 11	
Harbours and Rivers and Dredge Service... ..	7,066 14 3	14,150 8 11	17,004 14 1	
Government Architect ... ..	9 13 7	2,788 17 9	3,475 2 1	
Carried forward ... £	7,076 7 10	35,870 7 9	88,744 10 0	140 5 7
Carried forward £	724,634 15 7	967,752 18 0	1,115,028 13 11	371,581 4 7

*Treasury Indemnity.*

Head of Expenditure.	Payments, July, 1900, to 30th June, 1901.	Payments, July, 1901, to 30th June, 1902.	Payments, July, 1902, to 30th June, 1903.	Payments, July, 1903, to 30th June, 1904.
	£ s. d.	£ s. d.	£ s. d.	£ s. d.
Brought forward ... ..	724,634 15 7	967,752 18 0	1,115,028 13 11	371,581 4 7
<b>No. VIII.—SECRETARY FOR PUBLIC WORKS—continued.</b>				
Brought forward ... ..	7,076 7 10	35,870 7 9	88,744 10 0	140 5 7
Miscellaneous ... ..	.....	6,019 15 11	3,952 3 5	2,946 7 7
Metropolitan Board of Water Supply and Sewerage ... ..	.....	30,905 10 9	21,804 19 9	6,709 9 4
Hunter District Water Supply and Sewerage Board ... ..	.....	801 7 3	1,161 14 8	398 16 1
Labour Commissioner and Labour Bureau...	.....	1,311 5 2	1,508 6 3	506 17 5
Public Wharfs and Resumed Properties ..	111 5 9	989 17 9	1,416 17 7	.....
Total, Secretary for Public Works £	7,187 13 7	75,898 4 7	118,588 11 8	10,701 16 0
<b>No. IX.—PUBLIC INSTRUCTION, LABOUR AND INDUSTRY.</b>				
Public Instruction ... ..	.....	82,775 16 9	116,443 12 5	.....
Industrial Schools ... ..	.....	1,307 9 5	1,739 1 6	844 10 10
Observatory ... ..	.....	56 15 8	351 12 3	10 16 10
Australian Museum ... ..	.....	.....	540 10 0	.....
Public Library of New South Wales ..	.....	.....	599 13 4	.....
National Art Gallery ... ..	.....	250 0 0	213 11 8	125 0 0
Labour and Industry Branch ... ..	.....	.....	400 0 0	.....
Miscellaneous Services ... ..	513 11 4	3,028 16 0	24 18 3	.....
Grants in aid of Public Institutions ..	.....	.....	1,775 17 3	1,745 12 8
Total, Public Instruction, Labour and Industry ... .. £	513 11 4	87,418 17 10	122,088 16 8	2,726 0 4
<b>No. X.—SECRETARY FOR MINES AND AGRICULTURE.</b>				
Department of Mines ... ..	.....	6,226 13 7	9,154 10 1	2,448 0 0
Prevention of Scab in Sheep ... ..	.....	1,682 0 3	2,698 17 3	.....
Stock and Brands Branch ... ..	.....	1,304 17 0	1,938 6 9	441 8 11
Agriculture Branch ... ..	.....	3,357 1 1	5,936 4 2	1,774 8 10
School of Mines and Assay Works... ..	.....	120 18 9	170 1 9	31 13 6
Board for Exports ... ..	.....	64 4 6	876 13 8	12 12 11
Miners' Accident Relief Board ... ..	.....	.....	88 10 9	2 1 8
Miscellaneous Services ... ..	.....	2,261 1 9	2,208 17 2	830 0 10
Total, Secretary for Mines and Agri- culture ... .. £	.....	15,016 16 11	23,072 1 7	5,540 6 8
Carried forward ... .. £	732,336 0 6	1,146,086 17 4	1,378,778 3 10	390,549 7 7

*Treasury Indemnity.*

Head of Expenditure.	Payments, July, 1900, to 30th June, 1901.	Payments, July, 1901, to 30th June, 1902.	Payments, July, 1902, to 30th June, 1903.	Payments, July, 1903, to 30th June, 1904.
	£ s. d.	£ s. d.	£ s. d.	£ s. d.
Brought forward ... ..	£ 732,336 0 6	1,146,086 17 4	1,378,778 3 10	390,549 7 7
IN ANTICIPATION OF LOAN VOTES.				
The Rock to Green's Gonyah ... ..	2,461 16 8	.....	.....	.....
Dubbo to Coonamble Railway ... ..	.....	13,093 18 5	2,184 18 10	.....
Clarence River Improvements ... ..	276 8 9	.....	.....	.....
Richmond River Dock ... ..	.....	5 8 10	.....	.....
Richmond River Improvements ... ..	58 6 8	.....	1,131 19 0	.....
Tweed River Improvements ... ..	.....	863 12 2	.....	.....
Macleay River Improvements ... ..	.....	.....	402 9 4	.....
Camden Haven Improvements ... ..	.....	332 13 3	.....	.....
Manning River Improvements ... ..	31 5 0	.....	830 14 5	.....
Newcastle Ocean Beach Improvements ... ..	.....	672 0 0	.....	.....
Edwards River Snagging ... ..	.....	.....	161 1 2	.....
Fitzroy Dock Extension ... ..	.....	916 13 11	.....	.....
Water Conservation, Artesian Boring, &c....	.....	.....	7,468 14 6	.....
Bateman's Bay Training Wall ... ..	.....	928 0 0	.....	.....
Darling and Murrumbidgee Rivers Improve- ments ... ..	53 5 0	.....	.....	.....
Government House Additions ... ..	.....	5,774 1 7	.....	.....
Sea Walls, Reclamations, and Dredging... ..	3,351 17 3	.....	.....	.....
Sydney University Additions ... ..	.....	1,583 0 7	.....	.....
Shea's Creek and Cook's River Improvements ... ..	603 10 2	.....	.....	.....
Darling Harbour Low-level Sewerage ... ..	.....	522 2 2	.....	.....
Bridges—Cobram Bridge, Murray River ... ..	742 12 8	.....	.....	.....
Quarantine Station Sewerage ... ..	.....	1,086 13 6	.....	.....
Circular Quay Low-level Sewerage ... ..	.....	171 17 8	.....	.....
Municipal Debentures taken over by the Government, maturing 1st January, 1902:—	.....	.....	.....	.....
City of Sydney Water Debentures .	.....	20,000 0 0	.....	.....
City of Sydney Sewerage Debentures	.....	29,700 0 0	.....	.....
Railways and Tramways—Improvements of Grades and Curves ... ..	.....	.....	6,877 8 2	.....
Total in anticipation of Loan Votes £	7,582 2 2	76,250 2 1	19,057 5 5	.....
Totals ... ..	£ 739,918 2 8	1,222,336 19 5	1,397,835 9 3	390,549 7 7

## SUMMARY.

Account financial year 1900-1	...	...	£739,918 2 8
"    "    1901-2	...	...	1,222,336 19 5
"    "    1902-3	...	...	1,397,835 9 3
"    "    1903-4	...	...	390,549 7 7
Total	...	...	£3,750,639 18 11




*I Certify that this PUBLIC BILL, which originated in the LEGISLATIVE ASSEMBLY, has finally passed the LEGISLATIVE COUNCIL and the LEGISLATIVE ASSEMBLY of NEW SOUTH WALES.*

*Legislative Assembly Chamber,  
Sydney, 27 October, 1904. }*

*RICHD. A. ARNOLD,  
Clerk of the Legislative Assembly.*

## New South Wales.



ANNO QUARTO

## EDWARDI VII REGIS.

\*\*\*\*\*

Act No. 12, 1904.

An Act to indemnify the Colonial Treasurer, the Officers of the Treasury, and other persons, in respect of certain unauthorised withdrawals and payments from the Public Account and the Consolidated Revenue Account of the Colonial Treasurer in the Banks keeping such Accounts. [Assented to, 16th November, 1904.]

**W**HEREAS certain sums of money have been withdrawn from the Preamble.  
Public Account and the Consolidated Revenue Account of the Colonial Treasurer in the Banks keeping such Accounts without the authority of Parliament for the purpose of paying the claims of contractors and others in anticipation of the sanction of Parliament, which said sums are shown in the Schedule hereto, and amount to the sum of Three million seven hundred and fifty thousand six hundred and thirty-nine pounds eighteen shillings and eleven pence: And whereas the respective sums so withdrawn and payments so made were necessary to carry on and maintain the Public Service: And whereas it

*I have examined this Bill, and find it to correspond in all respects with the Bill as finally passed by both Houses.*

*W. P. CRICK,  
Chairman of Committees of the Legislative Assembly.*

*Treasury Indemnity.*

it is expedient to indemnify all persons concerned or engaged in the matter of such withdrawals or payments: Be it therefore enacted by the King's Most Excellent Majesty, by and with the advice and consent of the Legislative Council and Legislative Assembly of New South Wales in Parliament assembled, and by the authority of the same, as follows:—

1. The Colonial Treasurer, the Officers of the Treasury, and all persons whosoever concerned or engaged in making the said withdrawals or payments are hereby indemnified and held harmless for and in respect of the withdrawal and expenditure of the said sum of Three million seven hundred and fifty thousand six hundred and thirty-nine pounds eighteen shillings and eleven pence.

2. This Act may be cited as the "Treasury Indemnity Act, Short title. 1904."

## SCHEDULE.

## CONSOLIDATED REVENUE FUND.

SCHEDULE OF PAYMENTS which were made by the Colonial Treasurer without appropriation and warrant.

Head of Expenditure.	Payments, July, 1900, to 30th June, 1901.	Payments, July, 1901, to 30th June, 1902.	Payments, July, 1902, to 30th June, 1903.	Payments, July, 1903, to 30th June, 1904.
No. I.—SCHEDULES.	£ s. d.	£ s. d.	£ s. d.	£ s. d.
Schedule B Supplement—Pensions—Military and Widows of Pilots ... ..	52 1 8	196 6 4	186 1 4	108 11 6
Total, Schedules ... .. £	52 1 8	196 6 4	186 1 4	108 11 6
No. II.—EXECUTIVE AND LEGISLATIVE.				
His Excellency the Governor ... ..	.....	71 18 2	56 19 11	.....
The Executive Council ... ..	.....	5 12 0	84 1 8	2 16 8
Vice-President of the Executive Council, and Representative of the Government in the Legislative Council ... ..	.....	41 13 4	31 5 0	.....
The Legislative Council ... ..	.....	53 8 2	482 16 3	10 12 0
The Legislative Assembly ... ..	.....	33 14 4	845 1 6	14 15 11
The Legislative Council and Assembly ... ..	.....	49 6 11	688 19 2	19 12 3
The Parliamentary Library ... ..	.....	44 18 7	127 17 1	3 15 10
The Parliamentary Reporting Staff ... ..	.....	75 1 1	550 18 0	48 1 1
Parliamentary Standing Committee on Public Works ... ..	.....	28 15 1	160 17 1	5 17 9
Total, Executive and Legislative ... .. £	.....	404 7 8	3,028 15 8	105 11 6
Carried forward ... .. £	52 1 8	600 14 0	3,214 17 0	214 3 0

*Treasury Indemnity.*

Head of Expenditure.	Payments, July, 1900, to 30th June, 1901.	Payments, July, 1901, to 30th June, 1902.	Payments, July, 1902, to 30th June, 1903.	Payments, July, 1903, to 30th June, 1904.
	£ s. d.	£ s. d.	£ s. d.	£ s. d.
Brought forward ...	£ 52 1 8	600 14 0	3,214 17 0	214 3 0
No. III.—COLONIAL SECRETARY.				
Colonial Secretary ...	.....	27 4 0	668 0 6	15 18 0
Auditor-General ...	.....	246 12 9	1,133 18 10	336 14 0
Aborigines Protection Board ...	.....	3,619 4 8	2,631 0 7	904 0 3
Police ...	409 1 0	8,152 7 5	49,634 12 10	4,925 16 10
Lunacy (including Master in Lunacy) ...	.....	8,581 17 4	16,622 13 8	6,354 5 8
Medical Board ...	.....	25 0 0	18 2 8	14 1 0
Medical Adviser to the Government ...	.....	1,657 3 5	821 18 6	183 18 4
Coast Hospital ...	.....	979 11 8	2,546 18 2	1,110 6 11
Maintenance of the Destitute Sick... ..	.....	4,953 8 0	2,537 8 11	194 7 6
Government Statistician ...	.....	474 16 6	1,216 0 4	73 0 4
Agent-General for New South Wales ...	109 3 4	98 1 8	462 12 8	847 10 7
Government Asylums for the Infirm ...	.....	21,322 1 11	9,723 15 5	5,470 5 10
State Children's Relief Department ...	.....	4,561 13 1	7,660 4 4	2,355 8 0
Fisheries Commission ...	.....	214 5 6	833 8 2	125 17 10
Fire Brigades ...	.....	.....	130 0 0	.....
Botanic Gardens ...	300 1 5	229 3 3	767 11 6	106 11 2
Nursery Garden, Campbelltown ...	.....	61 12 1	128 14 9	35 6 3
Government Domains ...	0 15 3	70 15 0	278 17 9	10 1 4
Garden Palace Grounds ...	.....	10 15 6	110 0 5	10 2 11
Centennial Park ...	.....	149 17 10	428 17 1	70 10 9
Electoral Office ...	.....	.....	179 3 4	.....
Registrar-General and Examiner of Patents .....	.....	1,149 10 9	2,742 0 8	261 12 9
Registrar of Copyright ...	.....	.....	.....	2 6 0
Commercial Agents ...	.....	.....	59 1 5	603 12 11
Sydney Harbour Trust ...	2,744 0 7	15,609 8 11	11,885 16 0	4,218 9 5
Charitable Allowances ...	.....	8,422 15 7	9,464 0 10	3,656 11 2
Miscellaneous Services ...	3,971 16 1	17,967 17 2	12,984 3 1	5,382 6 6
Federal Government Offices, Macquarie- street ...	.....	259 13 9	.....	.....
Demolishing Walls, Hordern's Fire ...	.....	11 15 2	.....	.....
Permanent Volunteer and Military Forces— Continuation of Service, January to 1st March, 1901, date transferred to Commonwealth ...	38,802 7 8	.....	.....	.....
Total, Colonial Secretary ...	£ 46,337 5 4	£ 98,856 12 11	135,669 2 5	37,269 2 3
Carried forward ...	£ 46,389 7 0	99,457 6 11	138,883 19 5	37,483 5 3

*Treasury Indemnity.*

Head of Expenditure.	Payments, July, 1900, to 30th June, 1901.	Payments, July, 1901, to 30th June, 1902.	Payments, July, 1902, to 30th June, 1903.	Payments, July, 1903, to 30th June, 1904.
	£ s. d.	£ s. d.	£ s. d.	£ s. d.
Brought forward ... .. £	46,389 7 0	99,457 6 11	138,883 19 5	37,483 5 3
 No. IV.—TREASURER AND SECRETARY FOR FINANCE AND TRADE.				
Treasury ... ..	.....	444 1 5	2,300 6 10	223 14 0
Stamp Duties... ..	.....	183 15 3	395 6 1	62 13 7
Land and Income Tax ... ..	.....	603 1 7	3,506 7 7	244 15 0
Gold Receivers ... ..	.....	.....	21 5 0	.....
Gold and Escort ... ..	.....	63 8 3	29 13 3	31 2 9
Government Printer... ..	3,848 3 8	10,422 5 9	9,695 0 8	5,278 14 0
Stores and Stationery ... ..	4,807 17 6	10,233 14 1	11,683 13 4	9,178 8 7
Mercantile Explosives ... ..	.....	201 9 10	774 19 4	133 3 3
Board of Health ... ..	.....	1,836 13 9	2,868 10 1	467 14 11
Glebe Island Abattoirs ... ..	.....	303 9 11	784 3 5	.....
Shipping Masters ... ..	.....	10 11 4	204 9 0	5 5 8
Navigation ... ..	.....	4,264 12 0	8,484 1 6	2,257 13 3
Lifeboats ... ..	.....	72 1 8	336 19 3	7 15 6
Administration of Old Age Pensions Act... ..	.....	.....	3,791 12 4	1,070 2 2
Government Savings Bank... ..	.....	3 12 8	.....	.....
Advances to Settlers' Board ... ..	.....	.....	.....	86 6 8
Weights and Measures ... ..	.....	.....	164 0 8	4 2 10
Resumed Properties ... ..	.....	.....	.....	321 4 0
Miscellaneous Services ... ..	9,054 11 5	28,851 14 3	36,278 12 7	35,297 5 0
New South Wales Military Contingents to South Africa—Expenses in connec- tion with... ..	179,702 9 7	16,252 15 8	.....	.....
New South Wales Naval Contingent to China ... ..	32,036 2 2	.....	.....	.....
Expenses—Bubonic Plague ... ..	79,564 14 7	.....	.....	.....
Federal Celebrations ... ..	93,816 16 5	.....	.....	.....
Darling Harbour Resumptions—Interest on Compensation Money ... ..	.....	28,995 15 1	173,865 11 5	.....
Advance to Treasurer ... ..	.....	10,719 9 3	7,280 7 6	29,475 8 6
Total, Treasurer and Secretary for Finance and Trade ... .. £	402,800 15 4	113,467 11 9	262,467 19 10	84,145 9 8
 No. V.—RAILWAYS.				
Railways and Tramways--Working Expenses	275,444 13 3	713,893 10 1	638,377 10 3	226,524 13 2
Total, Railways ... .. £	275,444 13 3	713,893 10 1	638,377 10 3	226,524 13 2
Carried forward ... .. £	724,634 15 7	926,818 8 9	1,039,729 9 6	348,153 8 1

*Treasury Indemnity.*

Head of Expenditure.	Payments, July, 1900, to 30th June, 1901.	Payments, July, 1901, to 30th June, 1902.	Payments, July, 1902, to 30th June, 1903.	Payments, July, 1903, to 30th June, 1904.
	£ s. d.	£ s. d.	£ s. d.	£ s. d.
Brought forward ... £	724,634 15 7	926,818 8 9	1,039,729 9 6	348,153 8 1
 No. VI.—THE ATTORNEY-GENERAL AND JUSTICE.				
Department of the Attorney-General and Justice ... ..		5,228 15 7	4,211 8 1	2,738 11 4
Master in Equity ... ..		80 11 9	344 1 7	28 14 3
Prothonotary and Divorce Court ... ..		42 9 10	400 14 5	205 12 8
Sheriff ... ..		3,543 8 2	3,795 6 9	1,052 4 7
Bankruptcy Court ... ..		98 18 11	329 4 5	101 18 9
Probate and Intestate Estates Office ..		97 2 9	306 18 2	47 6 7
District Courts ... ..		170 10 9	378 18 10	386 1 9
Coroners ... ..		815 8 0	1,826 5 1	385 13 5
Petty Sessions ... ..		3,013 15 6	9,362 7 8	1,506 4 11
Prisons ... ..		3,027 6 9	10,686 1 9	3,840 19 6
Public Service Board ... ..		69 8 0	613 10 2	158 3 9
Arbitration Court ... ..		.....	508 12 4	50 14 3
Miscellaneous Services ... ..		1,788 17 0	2,573 0 5	172 6 10
Total, Attorney-General and Justice £	.....	17,976 13 0	35,336 9 8	10,674 12 7
 No. VII.—SECRETARY FOR LANDS.				
Department of Lands ... ..		6,174 4 11	21,243 0 4	3,914 1 3
Land Appeal Court ... ..		53 13 2	99 12 2	50 7 4
Church and School Lands ... ..		.....	15 9 11	.....
Advances to Settlers Board ... ..		325 4 5	331 6 7	.....
Western Land Board ... ..		.....	981 15 1	469 17 11
Miscellaneous Services ... ..		1,855 5 3	1,435 4 5	1,511 18 8
Survey of Lands ... ..		13,693 15 4	15,190 10 1	6,493 4 2
Trigonometrical Survey of the State ...		854 13 10	665 1 8	313 9 9
Special Services—Labour Settlements ...		0 19 4	0 14 6	0 4 10
Total, Secretary for Lands ... £	.....	22,957 16 3	39,962 14 9	12,753 3 11
 No. VIII.—SECRETARY FOR PUBLIC WORKS.				
Department of Public Works—Establishment ... ..		370 4 10	10,273 12 11	140 5 7
Roads and Bridges—Public Watering Places and Artesian Boring ... ..		18,560 16 3	57,991 0 11	.....
Harbours and Rivers and Dredge Service... 7,066 14 3		14,150 8 11	17,004 14 1	.....
Government Architect ... .. 9 13 7		2,788 17 9	3,475 2 1	.....
Carried forward ... £	7,076 7 10	35,870 7 9	88,744 10 0	140 5 7
Carried forward ... £	724,634 15 7	967,752 18 0	1,115,028 13 11	371,581 4 7

*Treasury Indemnity.*

Head of Expenditure.	Payments, July, 1900, to 30th June, 1901.	Payments, July, 1901, to 30th June, 1902.	Payments, July, 1902, to 30th June, 1903.	Payments, July, 1903, to 30th June, 1904.
Brought forward ... ..	£ s. d. 724,634 15 7	£ s. d. 967,752 18 0	£ s. d. 1,115,028 13 11	£ s. d. 371,581 4 7
No. VIII.—SECRETARY FOR PUBLIC WORKS— <i>continued.</i>				
Brought forward ... ..	7,076 7 10	35,870 7 9	88,744 10 0	140 5 7
Miscellaneous ... ..	.....	6,019 15 11	3,952 3 5	2,946 7 7
Metropolitan Board of Water Supply and Sewerage ... ..	.....	30,905 10 9	21,804 19 9	6,709 9 4
Hunter District Water Supply and Sewerage Board ... ..	.....	801 7 3	1,161 14 8	398 16 1
Labour Commissioner and Labour Bureau... ..	.....	1,311 5 2	1,508 6 3	506 17 5
Public Wharfs and Resumed Properties ... ..	111 5 9	989 17 9	1,416 17 7	.....
Total, Secretary for Public Works £	7,187 13 7	75,898 4 7	118,588 11 8	10,701 16 0
No. IX.—PUBLIC INSTRUCTION, LABOUR AND INDUSTRY.				
Public Instruction ... ..	.....	82,775 16 9	116,443 12 5	.....
Industrial Schools ... ..	.....	1,307 9 5	1,739 1 6	844 10 10
Observatory ... ..	.....	56 15 8	351 12 3	10 16 10
Australian Museum ... ..	.....	.....	540 10 0	.....
Public Library of New South Wales ... ..	.....	.....	599 13 4	.....
National Art Gallery ... ..	.....	250 0 0	213 11 8	125 0 0
Labour and Industry Branch ... ..	.....	.....	400 0 0	.....
Miscellaneous Services ... ..	513 11 4	3,028 16 0	24 18 3	.....
Grants in aid of Public Institutions ... ..	.....	.....	1,775 17 3	1,745 12 8
Total, Public Instruction, Labour and Industry ... .. £	513 11 4	87,418 17 10	122,088 16 8	2,726 0 4
No. X.—SECRETARY FOR MINES AND AGRICULTURE.				
Department of Mines ... ..	.....	6,226 13 7	9,154 10 1	2,448 0 0
Prevention of Scab in Sheep ... ..	.....	1,682 0 3	2,698 17 3	.....
Stock and Brands Branch ... ..	.....	1,304 17 0	1,938 6 9	441 8 11
Agriculture Branch ... ..	.....	3,357 1 1	5,936 4 2	1,774 8 10
School of Mines and Assay Works... ..	.....	120 18 9	170 1 9	31 13 6
Board for Exports ... ..	.....	64 4 6	876 13 8	12 12 11
Miners' Accident Relief Board ... ..	.....	.....	88 10 9	2 1 8
Miscellaneous Services ... ..	.....	2,261 1 9	2,208 17 2	830 0 10
Total, Secretary for Mines and Agri- culture ... .. £	.....	15,016 16 11	23,072 1 7	5,540 6 8
Carried forward ... .. £	732,336 0 6	1,146,086 17 4	1,378,778 3 10	390,549 7 7

*Treasury Indemnity.*

Head of Expenditure.	Payments, July, 1900, to 30th June, 1901.	Payments, July, 1901, to 30th June, 1902.	Payments, July, 1902, to 30th June, 1903.	Payments, July, 1903, to 30th June, 1904.
	£ s. d.	£ s. d.	£ s. d.	£ s. d.
Brought forward ... ..	£ 732,336 0 6	1,146,086 17 4	1,378,778 3 10	390,549 7 7
IN ANTICIPATION OF LOAN VOTES.				
The Rock to Green's Gunyah ... ..	2,461 16 8	.....	.....	.....
Dubbo to Coonamble Railway ... ..	.....	13,693 18 5	2,184 18 10	.....
Clarence River Improvements ... ..	276 8 9	.....	.....	.....
Richmond River Dock ... ..	.....	5 8 10	.....	.....
Richmond River Improvements ... ..	58 6 8	.....	1,131 19 0	.....
Tweed River Improvements ... ..	.....	863 12 2	.....	.....
Macleay River Improvements ... ..	.....	.....	402 9 4	.....
Camden Haven Improvements ... ..	.....	332 13 3	.....	.....
Manning River Improvements ... ..	31 5 0	.....	830 14 5	.....
Newcastle Ocean Beach Improvements ... ..	.....	672 0 0	.....	.....
Edwards River Snagging ... ..	.....	.....	161 1 2	.....
Fitzroy Dock Extension ... ..	.....	916 13 11	.....	.....
Water Conservation, Artesian Boring, &c....	.....	.....	7,468 14 6	.....
Bateman's Bay Training Wall ... ..	.....	928 0 0	.....	.....
Darling and Murrumbidgee Rivers Improve- ments ... ..	56 5 0	.....	.....	.....
Government House Additions ... ..	.....	5,774 1 7	.....	.....
Sea Walls, Reclamations, and Dredging... ..	3,351 17 3	.....	.....	.....
Sydney University Additions ... ..	.....	1,583 0 7	.....	.....
Shea's Creek and Cook's River Improvements	603 10 2	.....	.....	.....
Darling Harbour Low-level Sewerage ... ..	.....	522 2 2	.....	.....
Bridges—Cobram Bridge, Murray River ... ..	742 12 8	.....	.....	.....
Quarantine Station Sewerage ... ..	.....	1,086 13 6	.....	.....
Circular Quay Low-level Sewerage ... ..	.....	171 17 8	.....	.....
Municipal Debentures taken over by the Government, maturing 1st January, 1902:—	.....	.....	.....	.....
City of Sydney Water Debentures .	.....	20,000 0 0	.....	.....
City of Sydney Sewerage Debentures	.....	29,700 0 0	.....	.....
Railways and Tramways—Improvements of Grades and Curves ... ..	.....	.....	6,877 8 2	.....
Total in anticipation of Loan Votes £	7,582 2 2	76,250 2 1	19,057 5 5	.....
Totals ... ..	£ 739,918 2 8	1,222,336 19 5	1,397,835 9 3	390,549 7 7

## SUMMARY.

Account financial year 1900-1	...	...	...	£739,918 2 8
" " 1901-2	...	...	...	1,222,336 19 5
" " 1902-3	...	...	...	1,397,835 9 3
" " 1903-4	...	...	...	390,549 7 7
Total	...	...	...	£3,750,639 18 11

*In the name and on the behalf of His Majesty I assent to this Act.*

*By Deputation from His Excellency,*

FREDK. M. DARLEY,  
*Lieutenant-Governor,*

*State Government House,  
Sydney, 16th November, 1904,*

THE UNIVERSITY OF CHICAGO

THE UNIVERSITY OF CHICAGO

THE UNIVERSITY OF CHICAGO

THE UNIVERSITY OF CHICAGO

THE UNIVERSITY OF CHICAGO

THE UNIVERSITY OF CHICAGO

THE UNIVERSITY OF CHICAGO

THE UNIVERSITY OF CHICAGO

THE UNIVERSITY OF CHICAGO

THE UNIVERSITY OF CHICAGO

THE UNIVERSITY OF CHICAGO

THE UNIVERSITY OF CHICAGO

THE UNIVERSITY OF CHICAGO

THE UNIVERSITY OF CHICAGO

THE UNIVERSITY OF CHICAGO


THE UNIVERSITY OF CHICAGO

*This PUBLIC BILL originated in the LEGISLATIVE ASSEMBLY, and, having this day passed, is now ready for presentation to the LEGISLATIVE COUNCIL for its concurrence.*

*Legislative Assembly Chamber,  
Sydney, 18 October, 1904. }*

*RICHD. A. ARNOLD,  
Clerk of the Legislative Assembly.*

## New South Wales.



ANNO QUARTO

## EDWARDI VII REGIS.

\*\*\*\*\*

Act No. , 1904.

An Act to indemnify the Colonial Treasurer, the Officers of the Treasury, and other persons, in respect of certain unauthorised withdrawals and payments from the Public Account and the Consolidated Revenue Account of the Colonial Treasurer in the Banks keeping such Accounts.

**W**HEREAS certain sums of money have been withdrawn from the Public Account and the Consolidated Revenue Account of the Colonial Treasurer in the Banks keeping such Accounts without the authority of Parliament for the purpose of paying the claims of contractors and others in anticipation of the sanction of Parliament, which said sums are shown in the Schedule hereto, and amount to the sum of Three million seven hundred and fifty thousand six hundred and thirty-nine pounds eighteen shillings and eleven pence: And whereas the respective sums so withdrawn and payments so made were necessary to carry on and maintain the Public Service: And whereas

Preamble.

it

*Treasury Indemnity.*

it is expedient to indemnify all persons concerned or engaged in the matter of such withdrawals or payments: Be it therefore enacted by the King's Most Excellent Majesty, by and with the advice and consent of the Legislative Council and Legislative Assembly of New South Wales in Parliament assembled, and by the authority of the same, as follows:—

1. The Colonial Treasurer, the Officers of the Treasury, and all persons whosoever concerned or engaged in making the said withdrawals or payments are hereby indemnified and held harmless for and in respect of the withdrawal and expenditure of the said sum of Three million seven hundred and fifty thousand six hundred and thirty-nine pounds eighteen shillings and eleven pence.

2. This Act may be cited as the "Treasury Indemnity Act, Short title. 1904."

## SCHEDULE.

## CONSOLIDATED REVENUE FUND.

SCHEDULE OF PAYMENTS which were made by the Colonial Treasurer without appropriation and warrant.

Head of Expenditure.	Payments, July, 1900, to 30th June, 1901.	Payments, July, 1901, to 30th June, 1902.	Payments, July, 1902, to 30th June, 1903.	Payments, July, 1903, to 30th June, 1904.
No. I.—SCHEDULES.	£ s. d.	£ s. d.	£ s. d.	£ s. d.
Schedule B Supplement—Pensions—Military and Widows of Pilots ... ..	52 1 8	196 6 4	186 1 4	108 11 6
Total, Schedules ... ..	£ 52 1 8	196 6 4	186 1 4	108 11 6
No. II.—EXECUTIVE AND LEGISLATIVE.				
His Excellency the Governor ... ..	.....	71 18 2	56 19 11	.....
The Executive Council ... ..	.....	5 12 0	84 1 8	2 16 8
Vice-President of the Executive Council, and Representative of the Government in the Legislative Council ... ..	.....	41 13 4	31 5 0	.....
The Legislative Council ... ..	.....	53 8 2	482 16 3	10 12 0
The Legislative Assembly ... ..	.....	33 14 4	845 1 6	14 15 11
The Legislative Council and Assembly ... ..	.....	49 6 11	688 19 2	19 12 3
The Parliamentary Library ... ..	.....	44 18 7	127 17 1	3 15 10
The Parliamentary Reporting Staff ... ..	.....	75 1 1	550 18 0	48 1 1
Parliamentary Standing Committee on Public Works ... ..	.....	28 15 1	160 17 1	5 17 9
Total, Executive and Legislative ... ..	£ .....	404 7 8	3,028 15 8	105 11 6
Carried forward ... ..	£ 52 1 8	600 14 0	3,214 17 0	214 3 0

*Treasury Indemnity.*

Head of Expenditure.	Payments, July, 1900, to 30th June, 1901.	Payments, July, 1901, to 30th June, 1902.	Payments, July, 1902, to 30th June, 1903.	Payments, July, 1903, to 30th June, 1904.
	£ s. d.	£ s. d.	£ s. d.	£ s. d.
Brought forward ... £	52 1 8	600 14 0	3,214 17 0	214 3 0
No. III.—COLONIAL SECRETARY.				
Colonial Secretary ... ..	.....	27 4 0	668 0 6	15 18 0
Auditor-General ... ..	.....	246 12 9	1,133 18 10	336 14 0
Aborigines Protection Board ... ..	.....	3,619 4 8	2,631 0 7	904 0 3
Police ... ..	409 1 0	8,152 7 5	49,634 12 10	4,925 16 10
Lunacy (including Master in Lunacy) ... ..	.....	8,581 17 4	16,622 13 8	6,354 5 8
Medical Board ... ..	.....	25 0 0	18 2 8	14 1 0
Medical Adviser to the Government ... ..	.....	1,657 3 5	821 18 6	183 18 4
Coast Hospital ... ..	.....	979 11 8	2,546 18 2	1,110 6 11
Maintenance of the Destitute Sick... ..	.....	4,953 8 0	2,537 8 11	194 7 6
Government Statistician ... ..	.....	474 16 6	1,216 0 4	73 0 4
Agent-General for New South Wales ... ..	109 3 4	98 1 8	462 12 8	847 10 7
Government Asylums for the Infirm ... ..	.....	21,322 1 11	9,723 15 5	5,470 5 10
State Children's Relief Department ... ..	.....	4,561 13 1	7,660 4 4	2,355 8 0
Fisheries Commission ... ..	.....	214 5 6	833 8 2	125 17 10
Fire Brigades ... ..	.....	.....	130 0 0	.....
Botanic Gardens ... ..	300 1 5	229 3 3	767 11 6	106 11 2
Nursery Garden, Campbelltown ... ..	.....	61 12 1	128 14 9	35 6 3
Government Domains ... ..	0 15 3	70 15 0	278 17 9	10 1 4
Garden Palace Grounds ... ..	.....	10 15 6	110 0 5	10 2 11
Centennial Park ... ..	.....	149 17 10	428 17 1	70 10 9
Electoral Office ... ..	.....	.....	179 3 4	.....
Registrar-General and Examiner of Patents ... ..	.....	1,149 10 9	2,742 0 8	261 12 9
Registrar of Copyright ... ..	.....	.....	.....	2 6 0
Commercial Agents ... ..	.....	.....	59 1 5	603 12 11
Sydney Harbour Trust ... ..	2,744 0 7	15,609 8 11	11,885 16 0	4,218 9 5
Charitable Allowances ... ..	.....	8,422 15 7	9,464 0 10	3,656 11 2
Miscellaneous Services ... ..	3,971 16 1	17,967 17 2	12,984 3 1	5,382 6 6
Federal Government Offices, Macquarie- street ... ..	.....	259 13 9	.....	.....
Demolishing Walls, Hordern's Fire ... ..	.....	11 15 2	.....	.....
Permanent Volunteer and Military Forces— Continuation of Service, January to 1st March, 1901, date transferred to Commonwealth .. ..	38,802 7 8	.....	.....	.....
Total, Colonial Secretary ... £	46,337 5 4	98,856 12 11	135,669 2 5	37,269 2 3
Carried forward ... .. £	46,389 7 0	99,457 6 11	138,883 19 5	37,483 5 3

*Treasury Indemnity.*

Head of Expenditure.	Payments, July, 1900, to 30th June, 1901.	Payments, July, 1901, to 30th June, 1902.	Payments, July, 1902, to 30th June, 1903.	Payments, July, 1903, to 30th June, 1904.
	£ s. d.	£ s. d.	£ s. d.	£ s. d.
Brought forward ... .. £	46,389 7 0	99,457 6 11	138,883 19 5	37,483 5 3
No. IV.—TREASURER AND SECRETARY FOR FINANCE AND TRADE.				
Treasury ... ..	.....	444 1 5	2,300 6 10	223 14 0
Stamp Duties... ..	.....	183 15 3	395 6 1	62 13 7
Land and Income Tax ... ..	.....	608 1 7	3,506 7 7	244 15 0
Gold Receivers ... ..	.....	.....	21 5 0	.....
Gold and Escort ... ..	.....	63 8 3	29 13 3	31 2 9
Government Printer... ..	3,848 3 8	10,422 5 9	9,695 0 8	5,278 14 0
Stores and Stationery ... ..	4,807 17 6	10,233 14 1	11,683 13 4	9,178 8 7
Mercantile Explosives ... ..	.....	201 9 10	774 19 4	133 3 3
Board of Health ... ..	.....	1,836 13 9	2,868 10 1	467 14 11
Glebe Island Abattoirs ... ..	.....	303 9 11	784 3 5	.....
Shipping Masters ... ..	.....	10 11 4	204 9 0	5 5 8
Navigation ... ..	.....	4,264 12 0	8,484 1 6	2,257 13 3
Lifeboats ... ..	.....	72 1 8	336 19 3	7 15 6
Administration of Old Age Pensions Act... ..	.....	.....	3,794 12 4	1,070 2 2
Government Savings Bank... ..	.....	3 12 8	.....	86 6 8
Advances to Settlers' Board ... ..	.....	.....	164 0 8	4 2 10
Weights and Measures ... ..	.....	.....	.....	321 4 0
Resumed Properties ... ..	.....	.....	.....	35,297 5 0
Miscellaneous Services ... ..	9,054 11 5	28,851 14 3	36,278 12 7	.....
New South Wales Military Contingents to South Africa—Expenses in connec- tion with... ..	179,702 9 7	16,252 15 8	.....	.....
New South Wales Naval Contingent to China ... ..	32,006 2 2	.....	.....	.....
Expenses—Bubonic Plague ... ..	79,564 14 7	.....	.....	.....
Federal Celebrations ... ..	93,816 16 5	.....	.....	.....
Darling Harbour Resumptions—Interest on Compensation Money ... ..	.....	28,995 15 1	173,865 11 5	.....
Advance to Treasurer ... ..	.....	10,719 9 3	7,280 7 6	29,475 8 6
Total, Treasurer and Secretary for Finance and Trade ... .. £	402,800 15 4	113,467 11 9	262,467 19 10	84,145 9 8
No. V.—RAILWAYS.				
Railways and Tramways—Working Expenses	275,444 13 3	713,893 10 1	638,377 10 3	226,524 13 2
Total, Railways ... .. £	275,444 13 3	713,893 10 1	638,377 10 3	226,524 13 2
Carried forward ... .. £	724,634 15 7	926,818 8 9	1,039,729 9 6	348,153 8 1

*Treasury Indemnity.*

Head of Expenditure.	Payments, July, 1900, to 30th June, 1901.	Payments, July, 1901, to 30th June, 1902.	Payments, July, 1902, to 30th June, 1903.	Payments, July, 1903, to 30th June, 1904.
	£ s. d.	£ s. d.	£ s. d.	£ s. d.
Brought forward ... £	724,634 15 7	926,818 8 9	1,039,729 9 6	348,153 8 1
 No. VI.—THE ATTORNEY-GENERAL AND JUSTICE.				
Department of the Attorney-General and Justice ... ..		5,228 15 7	4,211 8 1	2,738 11 4
Master in Equity ... ..		80 11 9	344 1 7	28 14 3
Prothonotary and Divorce Court ... ..		42 9 10	400 14 5	205 12 8
Sheriff ... ..		3,543 8 2	3,795 6 9	1,052 4 7
Bankruptcy Court ... ..		98 18 11	329 4 5	101 18 9
Probate and Intestate Estates Office ... ..		97 2 9	306 18 2	47 6 7
District Courts ... ..		170 10 9	378 18 10	386 1 9
Coroners ... ..		815 8 0	1,826 5 1	385 13 5
Petty Sessions ... ..		3,013 15 6	9,362 7 8	1,506 4 11
Prisons ... ..		3,027 6 9	10,686 1 9	3,840 19 6
Public Service Board ... ..		69 8 0	613 10 2	158 3 9
Arbitration Court ... ..			508 12 4	50 14 3
Miscellaneous Services ... ..		1,788 17 0	2,573 0 5	172 6 10
Total, Attorney-General and Justice £	.. ..	17,976 13 0	35,336 9 8	10,674 12 7
 No. VII.—SECRETARY FOR LANDS.				
Department of Lands ... ..		6,174 4 11	21,243 0 4	3,914 1 3
Land Appeal Court ... ..		53 13 2	99 12 2	50 7 4
Church and School Lands ... ..			15 9 11	
Advances to Settlers Board ... ..		325 4 5	331 6 7	
Western Land Board ... ..			981 15 1	469 17 11
Miscellaneous Services ... ..		1,855 5 3	1,435 4 5	1,511 18 8
Survey of Lands ... ..		13,693 15 4	15,190 10 1	6,493 4 2
Trigonometrical Survey of the State ... ..		854 13 10	665 1 8	313 9 9
Special Services—Labour Settlements ... ..		0 19 4	0 14 6	0 4 10
Total, Secretary for Lands ... £	.....	22,957 16 3	39,962 14 9	12,753 3 11
 No. VIII.—SECRETARY FOR PUBLIC WORKS.				
Department of Public Works—Establishment ... ..		370 4 10	10,273 12 11	140 5 7
Roads and Bridges—Public Watering Places and Artesian Boring ... ..		18,560 16 3	57,991 0 11	
Harbours and Rivers and Dredge Service... ..	7,066 14 3	14,150 8 11	17,004 14 1	
Government Architect ... ..	9 13 7	2,788 17 9	3,475 2 1	
Carried forward ... £	7,076 7 10	35,870 7 9	88,744 10 0	140 5 7
Carried forward £	724,634 15 7	967,752 18 0	1,115,028 13 11	371,581 4 7

*Treasury Indemnity.*

Head of Expenditure.	Payments, July, 1900, to 30th June, 1901.	Payments, July, 1901, to 30th June, 1902.	Payments, July, 1902, to 30th June, 1903.	Payments, July, 1903, to 30th June, 1904.
Brought forward ... ..	£ s. d. 724,634 15 7	£ s. d. 967,752 18 0	£ s. d. 1,115,028 13 11	£ s. d. 371,581 4 7
No. VIII.—SECRETARY FOR PUBLIC WORKS— <i>continued</i> .				
Brought forward ... ..	7,076 7 10	35,870 7 9	88,744 10 0	140 5 7
Miscellaneous ... ..	.....	6,019 15 11	3,952 3 5	2,946 7 7
Metropolitan Board of Water Supply and Sewerage ... ..	.....	30,905 10 9	21,804 19 9	6,709 9 4
Hunter District Water Supply and Sewerage Board ... ..	.....	801 7 3	1,161 14 8	398 16 1
Labour Commissioner and Labour Bureau... ..	.....	1,311 5 2	1,508 6 3	506 17 5
Public Wharfs and Resumed Properties ... ..	111 5 9	989 17 9	1,416 17 7	.....
Total, Secretary for Public Works £	7,187 13 7	75,898 4 7	118,588 11 8	10,701 16 0
No. IX.—PUBLIC INSTRUCTION, LABOUR AND INDUSTRY.				
Public Instruction ... ..	.....	82,775 16 9	116,443 12 5	.....
Industrial Schools ... ..	.....	1,307 9 5	1,739 1 6	844 10 10
Observatory ... ..	.....	56 15 8	351 12 3	10 16 10
Australian Museum ... ..	.....	.....	540 10 0	.....
Public Library of New South Wales ... ..	.....	.....	599 13 4	.....
National Art Gallery ... ..	.....	250 0 0	213 11 8	125 0 0
Labour and Industry Branch ... ..	.....	.....	400 0 0	.....
Miscellaneous Services ... ..	513 11 4	3,028 16 0	24 18 3	.....
Grants in aid of Public Institutions ... ..	.....	.....	1,775 17 3	1,745 12 8
Total, Public Instruction, Labour and Industry ... .. £	513 11 4	87,418 17 10	122,088 16 8	2,726 0 4
No. X.—SECRETARY FOR MINES AND AGRICULTURE.				
Department of Mines ... ..	.....	6,226 13 7	9,154 10 1	2,448 0 0
Prevention of Scab in Sheep ... ..	.....	1,682 0 3	2,698 17 3	.....
Stock and Brands Branch ... ..	.....	1,304 17 0	1,938 6 9	441 8 11
Agriculture Branch ... ..	.....	3,357 1 1	5,936 4 2	1,774 8 10
School of Mines and Assay Works... ..	.....	120 18 9	170 1 9	31 13 6
Board for Exports ... ..	.....	64 4 6	876 13 8	12 12 11
Miners' Accident Relief Board ... ..	.....	.....	88 10 9	2 1 8
Miscellaneous Services ... ..	.....	2,261 1 9	2,208 17 2	830 0 10
Total, Secretary for Mines and Agri- culture ... .. £	.....	15,016 16 11	23,072 1 7	5,540 6 8
Carried forward ... .. £	732,336 0 6	1,146,086 17 4	1,378,778 3 10	390,549 7 7

*Treasury Indemnity.*

Head of Expenditure.	Payments, July, 1900, to 30th June, 1901.	Payments, July, 1901, to 30th June, 1902.	Payments, July, 1902, to 30th June, 1903.	Payments, July, 1903, to 30th June, 1904.
	£ s. d.	£ s. d.	£ s. d.	£ s. d.
Brought forward ... ..	£ 732,336 0 6	1,146,086 17 4	1,378,778 3 10	390,549 7 7
IN ANTICIPATION OF LOAN VOTES.				
The Rock to Green's Gunyah ... ..	2,461 16 8	.....	.....	.....
Dubbo to Coonamble Railway ... ..	.....	13,693 18 5	2,184 18 10	.....
Clarence River Improvements ... ..	276 8 9	.....	.....	.....
Richmond River Dock ... ..	.....	5 8 10	.....	.....
Richmond River Improvements ... ..	58 6 8	.....	1,131 19 0	.....
Tweed River Improvements ... ..	.....	863 12 2	.....	.....
Macleay River Improvements ... ..	.....	.....	402 9 4	.....
Camden Haven Improvements ... ..	.....	332 13 3	.....	.....
Manning River Improvements ... ..	31 5 0	.....	830 14 5	.....
Newcastle Ocean Beach Improvements ... ..	.....	672 0 0	.....	.....
Edwards River Snagging ... ..	.....	.....	161 1 2	.....
Fitzroy Dock Extension ... ..	.....	916 13 11	.....	.....
Water Conservation, Artesian Boring, &c....	.....	.....	7,468 14 6	.....
Bateman's Bay Training Wall ... ..	.....	928 0 0	.....	.....
Darling and Murrumbidgee Rivers Improve- ments ... ..	56 5 0	.....	.....	.....
Government House Additions ... ..	.....	5,774 1 7	.....	.....
Sea Walls, Reclamations, and Dredging...	3,351 17 3	.....	.....	.....
Sydney University Additions ... ..	.....	1,583 0 7	.....	.....
Shea's Creek and Cook's River Improvements	603 10 2	.....	.....	.....
Darling Harbour Low-level Sewerage ... ..	.....	522 2 2	.....	.....
Bridges—Cobram Bridge, Murray River ...	742 12 8	.....	.....	.....
Quarantine Station Sewerage ... ..	.....	1,086 13 6	.....	.....
Circular Quay Low-level Sewerage ... ..	.....	171 17 8	.....	.....
Municipal Debentures taken over by the Government, maturing 1st January, 1902:—	.....	.....	.....	.....
City of Sydney Water Debentures .	.....	20,000 0 0	.....	.....
City of Sydney Sewerage Debentures	.....	29,700 0 0	.....	.....
Railways and Tramways—Improvements of Grades and Curves ... ..	.....	.....	6,877 8 2	.....
Total in anticipation of Loan Votes £	7,582 2 2	76,250 2 1	19,057 5 5	.....
Totals ... ..	£ 739,918 2 8	1,222,336 19 5	1,397,835 9 3	390,549 7 7

## SUMMARY.

Account financial year 1900-1	...	...	...	£739,918 2 8
"    "    1901-2	...	...	...	1,222,336 19 5
"    "    1902-3	...	...	...	1,397,835 9 3
"    "    1903-4	...	...	...	390,549 7 7
Total	...	...	...	£3,750,639 18 11

