


New South Wales.



ANNO SEXAGESIMO TERTIO

VICTORIÆ REGINÆ.

Act No. 48, 1899.

An Act to indemnify the Colonial Treasurer, the Officers of the Treasury, and other persons, in respect of certain unauthorised withdrawals and payments from the Public Accounts of the Colonial Treasurer in the Banks keeping such Accounts. [Assented to, 22nd December, 1899.]

WHEREAS certain sums of money have been withdrawn from the Public Accounts of the Colonial Treasurer in the Banks keeping such Accounts without the authority of Parliament for the purpose of paying the claims of contractors and others in anticipation of the sanction of Parliament, which said sums are shown in the Schedule hereto, and amount to the sum of One million two hundred and seventy-eight thousand nine hundred and forty pounds ten shillings and seven pence: And whereas the respective sums so withdrawn and payments so made were necessary to carry on and maintain the Public Service: And whereas it is expedient to indemnify

Preamb'l'e.

Treasury Indemnity.

indemnify all persons concerned or engaged in the matter of such withdrawals or payments: Be it therefore enacted by the Queen's Most Excellent Majesty, by and with the advice and consent of the Legislative Council and Legislative Assembly of New South Wales in Parliament assembled, and by the authority of the same, as follows:—

Indemnity to
Colonial Treasurer,
and his Officers, &c.

1. The Colonial Treasurer, the Officers of the Treasury, and all persons whosoever concerned or engaged in making the said withdrawals or payments are hereby indemnified and held harmless for and in respect of the withdrawal and expenditure of the said sum of one million two hundred and seventy-eight thousand nine hundred and forty pounds ten shillings and seven pence.

Short title.

2. This Bill may be cited as the "Treasury Indemnity Bill, 1899."

SCHEDULE.

CONSOLIDATED REVENUE FUND.

SCHEDULE OF PAYMENTS which were made by the Colonial Treasurer without appropriation and warrant.

Head of Expenditure.	Payments, 1st to 28th October, 1897.	Payments, 27th to 30th June, 1898.	Payments, 1st to 31st October, 1898.	Payments, 1st to 28th Decem- ber, 1898.	Payments, 12th to 30th June, 1899.	Payments, 1st to 23rd Sep- tember, 1899.
	£ s. d.	£ s. d.	£ s. d.	£ s. d.	£ s. d.	£ s. d.
No. I.—SCHEDULES.						
Schedule B Supplement (Widows)	43 15 0	43 15 0	31 5 0	18 15 0
Schedule B Supplement (Military Pensions)	70 16 8	83 1 8	73 1 8	106 9 10
Total, Schedules £	114 11 8	126 16 8	104 6 8	125 4 10
No. II.—EXECUTIVE AND LEGISLATIVE.						
His Excellency the Governor	10 0 3	15 2 1	9 14 1	73 12 0
The Executive Council	2 15 10	2 15 10	2 15 10	2 15 10
The Legislative Council	16 7 4	13 1 7	9 3 4	19 3 4
The Legislative Assembly	22 19 8	22 19 8	17 19 8	21 11 9
The Legislative Council and Assembly	6 10 0	1 18 6	6 3 8	5 15 6
The Parliamentary Library	4 7 8	3 15 10	121 3 3	3 15 10
The Parliamentary Reporting Staff	29 1 9	13 5 9	17 0 9	17 1 4
Parliamentary Standing Committee on Public Works	1 6 8	18 14 10	2 19 6	9 0 0	71 2 0
Total, Executive and Legislative...£	93 9 2	18 14 10	75 18 9	193 0 7	214 17 7
Carried forward	£ 208 0 10	18 14 10	202 15 5	297 7 3	349 2 5

Treasury Indemnity.

Head of Expenditure.	Payments, 1st to 28th October, 1897.	Payments, 27th to 30th June, 1898.	Payments, 1st to 31st October, 1898.	Payments, 1st to 28th Decem- ber, 1898.	Payments, 12th to 30th June, 1899.	Payments, 1st to 23rd Sep- tember, 1899.
	£ s. d.	£ s. d.	£ s. d.	£ s. d.	£ s. d.	£ s. d.
Brought forward.....£	203 0 10	18 14 10	202 15 5	297 7 3	340 2 5
No. III.—CHIEF SECRETARY.						
Chief Secretary	15 10 0	13 8 4	13 8 4	13 8 4
Auditor General	193 13 8	177 11 0	117 8 6	172 1 10
Vice-President of the Executive Council, and Representative of the Government in the Legislative Council	20 16 8	20 16 8	20 16 8
Aborigines Protection Board	2,133 3 7	2,009 11 3	86 9 1	188 19 0
Police	8,342 5 2	6,323 19 11	2,396 8 8	2,036 4 3
Lunacy (including Master in Lunacy)	4,668 1 8	4,167 17 0	3,677 9 0	4,839 3 5
Medical Adviser to the Government	595 1 2	267 18 1	684 3 10	289 17 5	477 5 5
Coast Hospital	642 17 10	63 9 1	398 0 9	428 15 10	646 15 0
Analytical Branch.....	2 12 4	11 15 8	3 17 10	35 2 4
Maintenance of Sick Paupers	119 2 7	1,302 6 4	1,329 14 9	1,373 3 6	1,108 16 6
Government Statistician	6 15 8	4 15 8	17 16 1	65 9 6
Registrar of Friendly Societies and Trades Unions	6 13 4	7 13 4	4 8 4	1 13 4
Agent General for the Colony.....	89 16 9	340 16 8	189 3 4	1,305 5 11
Government Asylums and State Children's Relief Branch	13,196 4 6	14,527 8 6	4,855 14 7	3,765 8 1
Fisheries Commission	67 1 1	33 11 10	41 4 9	65 3 3	29 12 5
Fire Brigades.....	2 4 2	53 10 0
Reorganization of the Public Service.....	193 14 2	435 3 10	205 13 7	223 5 7	59 7 10
Botanic Gardens	160 15 11	31 9 5	101 11 8	132 16 1	64 15 11
Nursery Garden, Campbelltown.....	10 8 6	21 3 6	4 2 3	17 14 5
Government Domains	52 11 9	80 6 5	102 2 4	16 8 4
Garden Palace Grounds	1 10 0	3 14 3	14 11 0	4 19 2
Centennial Park	40 4 4	116 9 1	173 7 5	91 18 9
Charitable Allowances	3,020 3 1	500 0 0	3,396 6 11	5,281 7 9	8,873 3 8
Miscellaneous Services	1,125 2 7	2,149 3 0	619 11 10	1,472 0 3
Total, Chief Secretary	£ 34,714 10 6	2,633 18 7	36,105 19 10	19,491 4 8	25,306 10 4
No. IV.—TREASURER AND SECRETARY FOR FINANCE AND TRADE.						
Treasury	85 15 11	64 5 7	135 8 7	51 7 1
Stamp Duties.....	12 13 10	20 5 1	14 8 4	11 5 1
Land and Income Tax	1,099 16 8	720 13 8	958 18 8	2,745 9 8	282 19 1
Customs	603 7 2	883 8 8	606 19 6	204 1 11
Gold Receivers	7 10 0
Gold and Escort	28 1 3	41 11 3	59 15 1	1 11 6
Government Printer's Department.....	795 1 4	1,212 10 4	1,327 10 11	1,325 8 10
Stores and Stationery	8,828 6 3	6,187 14 6	9,624 6 4	8,395 0 5	10,421 13 7
Mercantile Explosives Department.....	71 7 4	212 10 9	109 17 1	150 4 7
Board of Health	292 7 1	492 3 6	338 15 8	271 0 2
Glebe Island Abattoirs.....	310 7 2	158 13 11	162 12 1	173 14 8
Shipping Masters	6 4 8	1 13 4	5 14 8	9 14 8	6 10 2
Marine Board of New South Wales	897 11 4	1,662 15 4	1,034 1 8	1,091 5 5
Lifeboats.....	94 9 8	74 0 9	51 13 8	3 2 4	38 8 0
Public Wharfs	75 3 8	112 2 6	82 10 8	120 6 10
Miscellaneous Services	2,424 12 8	1,674 10 3	5,888 17 10	6,340 1 4	2,314 12 7	21,627 12 3
Advance to Treasurer	5,066 3 2
Total, Treasurer and Secretary for Finance and Trade.....£	15,625 6 0	7,937 18 10	26,225 6 3	19,587 17 0	5,060 2 3	35,777 9 2
Carried forward	£ 50,547 17 4	10,590 12 3	62,534 1 6	39,376 8 11	5,060 2 3	61,424 1 11

Treasury Indemnity.

Head of Expenditure.	Payments, 1st to 25th October, 1897.	Payments, 27th to 30th June, 1898.	Payments, 1st to 31st October, 1898.	Payments, 1st to 25th Decem- ber, 1898.	Payments, 12th to 30th June, 1899.	Payments, 1st to 23rd Sep- tember, 1899.
	£ s. d.	£ s. d.	£ s. d.	£ s. d.	£ s. d.	£ s. d.
Brought forward.....	50,547 17 4	10,590 12 3	62,534 1 6	39,376 8 11	5,060 2 3	61,424 1 11
No. IV.—MILITARY AND NAVAL FORCES.						
Permanent and Volunteer Military Forces...	5,741 14 1	1,893 6 10	12,866 15 7	8,977 2 8	7,847 0 2
Naval Forces	45 15 1	322 11 2	125 3 6	84 14 3
Total, Military and Naval Forces...£	5,787 9 2	1,893 6 10	13,189 6 9	9,102 6 2	7,931 14 5
No. IV.—RAILWAYS.						
Railways and Tramways:—Working Ex- penses	117,004 19 1	26,666 0 2	118,620 14 11	132,802 13 9	57,328 14 8	108,737 18 10
Total, Railways	117,004 19 1	26,666 0 2	118,620 14 11	132,802 13 9	57,328 14 8	108,737 18 10
No. V.—THE ATTORNEY GENERAL.						
The Attorney General	2,133 13 7	2,191 11 4	194 13 3	2,045 1 5
Total, Attorney General	2,133 13 7	2,191 11 4	194 13 3	2,045 1 5
No. VI.—SECRETARY FOR LANDS.						
Department of Lands	1,530 10 5	1,521 13 11	1,200 8 11	1,377 11 3
Land Appeal Court	19 3 11	81 11 9	69 14 2	8 7 9
Church and School Lands	7 13 4	42 11 3	15 6 7
Survey of Lands	4,278 10 11	4,473 16 3	3,400 17 8	4,453 13 3
Trigonometrical Survey of the Colony	36 6 9	4 10 9	3 16 0	132 0 4
Miscellaneous Services.....	1,531 3 2	780 19 5	1,219 1 4	265 13 9
Labour Settlements	0 6 6
Total, Secretary for Lands	7,395 15 2	6,825 5 5	6,116 9 4	6,253 4 5
No. VII.—SECRETARY FOR PUBLIC WORKS.						
Department of Public Works—Establish- ment	468 19 6	96 4 2	134 4 11	115 17 11
Roads and Bridges	1,598 14 3
Harbours and Rivers and Dredge Service ...	6,027 19 0	72 11 5	3,403 0 10	4,834 11 2	3,000 10 8
Government Architect	3,075 12 0	4,148 11 6	3,626 4 7
Miscellaneous.....	288 4 2	238 12 3	234 6 0
Metropolitan Board of Water Supply and Sewerage.....	4,741 15 6	5,312 10 9	5,524 14 8	6,704 13 2
Hunter District Water Supply and Sewerage Board	554 3 8	533 16 0	447 1 10	375 12 7
Total, Secretary for Public Works	14,863 9 8	1,671 5 8	13,872 7 5	14,605 9 5	10,431 0 4
No. VIII.—ADMINISTRATION OF JUSTICE.						
Department of Justice	8 16 0	16 9 9	18 0 0	64 14 3
Master in Equity	36 11 5	23 10 3	24 8 7	41 1 0
Prothonotary and Divorce Court.....	10 8 11	32 9 5	9 7 3	17 7 6
Sheriff.....	249 18 8	213 2 4	2,018 4 8	715 17 11	2,049 2 9
Bankruptcy Court.....	6 17 8	6 9 4	6 0 10	53 0 10
Probate and Intestate Estates Office	34 0 0	5 0 0	55 19 4	21 6 0
District Courts	21 10 10	24 15 1	19 13 1	39 1 5
Coroners	329 9 9	485 17 11	502 3 8	322 5 9
Petty Sessions	1,422 19 10	203 7 5	1,390 10 6	927 10 5	1,038 12 0
Prisons	2,627 14 7	2,393 18 5	1,100 12 9	1,337 19 0
Registrar General and Examiner of Patents	567 3 9	753 15 9	240 6 11	208 4 3
Miscellaneous Services	27 18 2	15 17 4	94 10 0	2 4 0
Total, Administration of Justice	5,309 9 7	450 9 9	7,166 18 5	3,694 10 9	5,194 18 9
Carried forward	203,017 13 7	41,271 14 8	224,400 5 9	205,892 11 7	62,388 16 11	202,018 0 1

Treasury Indemnity.

Head of Expenditure.	Payments, 1st to 28th October 1897.	Payments, 27th to 30th June, 1898.	Payments, 1st to 31st October, 1898.	Payments, 1st to 28th Decem- ber, 1898.	Payments, 12th to 30th June, 1899.	Payments, 1st to 23rd Sep- tember, 1899.
	£ s. d.	£ s. d.	£ s. d.	£ s. d.	£ s. d.	£ s. d.
Brought forward.....	£ 203,047 13 7	41,271 14 8	224,400 5 9	205,892 11 7	62,388 16 11	202,018 0 1
No. IX.—PUBLIC INSTRUCTION, LABOUR, AND INDUSTRY.						
Public Instruction.....	112 12 0	17,400 11 4	57,747 10 5	44,233 16 10
Industrial Schools.....	617 5 10	1,224 7 9	1,212 5 5	1,172 7 7
Observatory.....	145 15 9	281 15 4	324 11 9	276 9 5
Museum.....	458 13 5	456 6 8	451 6 8
Public Library of New South Wales.....	401 0 6	452 15 0	566 1 5	522 16 6
National Art Gallery.....	100 0 0	189 1 8	319 1 8	193 16 8
Labour and Industry Branch.....	350 0 0	1,000 0 0	500 0 0	1,000 0 0
Grants in aid of Public Institutions, &c.	101 18 10	1,397 4 0	1,417 18 2	1,179 9 7
Miscellaneous Services.....	34 17 1
Total, Public Instruction, Labour, and Industry.....	£ 1,828 12 11	22,404 8 6	62,543 15 6	49,070 0 4
No. X.—SECRETARY FOR MINES AND AGRICULTURE.						
Department of Mines.....	1,837 10 9	50 0 0	5,252 16 11	5,020 16 1	5,364 7 10
Prevention of Scab in Sheep.....	1,940 7 2	1,785 0 2	1,822 15 6
Imported and Introduced Stock.....	134 0 11	75 5 0	94 0 0	975 19 0
Registration of Brands.....	30 19 11	21 13 4	51 13 4
Management of Pounds and Commons.....	17 10 0	42 18 4
Public Watering Places and Artesian Boring.....	662 12 3	1,091 11 3	1,063 18 8	1,045 16 10
Agriculture.....	690 19 9	2,219 9 5	2,641 18 10	2,219 16 7
School of Mines and Assay Works.....	117 19 9	47 11 6	569 15 10	102 5 8
Board of Experts.....	138 16 11	391 17 11	74 7 4	59 11 10
Miscellaneous Services.....	113 17 9	1,027 18 10	865 13 9	1,111 15 4
Total, Secretary for Mines and Agri- culture.....	£ 3,713 8 1	50 0 0	12,077 17 11	12,137 4 0	12,797 0 3
No. XI.—POSTMASTER-GENERAL.						
Postal and Electric Telegraph Department	18,797 1 0	75,849 16 8	30,461 19 10	38,190 3 0
Total, Postmaster-General.....	£ 18,797 1 0	75,849 16 8	30,461 19 10	38,190 3 0
Totals.....	£ 227,386 15 7	41,321 14 8	334,732 8 10	311,035 10 11	62,388 16 11	302,075 3 8
GRAND TOTAL.....£1,278,940 10 7						

The Treasury, New South Wales,
Sydney, 19th December, 1899.

WILLIAM JOHN LYNE,
Treasurer.

By Authority: WILLIAM APPLIGATE GULLICK, Government Printer, Sydney, 1900.

[6d.]

[104]

ВЫПУСК № 104

ИЗДАНИЕ 1904

МАШИНА ПИИИИИ

№	Имя	Содержание	Страницы	Итого
1	Иванов	...	1-10	10
2	Петров	...	11-20	20
3	Сидоров	...	21-30	30
4	Климов	...	31-40	40
5	Васильев	...	41-50	50
6	Попов	...	51-60	60
7	Смирнов	...	61-70	70
8	Морозов	...	71-80	80
9	Михайлов	...	81-90	90
10	Кузнецов	...	91-100	100
11	Лебедев	...	101-110	110
12	Зинченко	...	111-120	120
13	Березин	...	121-130	130
14	Воробьев	...	131-140	140
15	Селезнев	...	141-150	150
16	Степанов	...	151-160	160
17	Савин	...	161-170	170
18	Соловьев	...	171-180	180
19	Соболев	...	181-190	190
20	Сухов	...	191-200	200
21	Тимофеев	...	201-210	210
22	Тихонов	...	211-220	220
23	Тютчев	...	221-230	230
24	Федотов	...	231-240	240
25	Филиппов	...	241-250	250
26	Фролов	...	251-260	260
27	Харьин	...	261-270	270
28	Хохлов	...	271-280	280
29	Цыганков	...	281-290	290
30	Чайков	...	291-300	300
31	Чирков	...	301-310	310
32	Шабалин	...	311-320	320
33	Шаронов	...	321-330	330
34	Шенников	...	331-340	340
35	Шестаков	...	341-350	350
36	Ширшов	...	351-360	360
37	Шумов	...	361-370	370
38	Щеглов	...	371-380	380
39	Щербатов	...	381-390	390
40	Щукин	...	391-400	400
41	Юрьев	...	401-410	410
42	Яковлев	...	411-420	420
43	Яковлев	...	421-430	430
44	Яковлев	...	431-440	440
45	Яковлев	...	441-450	450
46	Яковлев	...	451-460	460
47	Яковлев	...	461-470	470
48	Яковлев	...	471-480	480
49	Яковлев	...	481-490	490
50	Яковлев	...	491-500	500

ИЗДАНИЕ 1904


1904

I Certify that this PUBLIC BILL, which originated in the LEGISLATIVE ASSEMBLY, has finally passed the LEGISLATIVE COUNCIL and the LEGISLATIVE ASSEMBLY of NEW SOUTH WALES.

*Legislative Assembly Chamber,
Sydney, 21 December, 1899.* }

F. W. WEBB,
Clerk of the Legislative Assembly.

New South Wales.



ANNO SEXAGESIMO TERTIO

VICTORIÆ REGINÆ.

Act No. 48, 1899.

An Act to indemnify the Colonial Treasurer, the Officers of the Treasury, and other persons, in respect of certain unauthorised withdrawals and payments from the Public Accounts of the Colonial Treasurer in the Banks keeping such Accounts. [Assented to, 22nd December, 1899.]

WHEREAS certain sums of money have been withdrawn from the Preamble. Public Accounts of the Colonial Treasurer in the Banks keeping such Accounts without the authority of Parliament for the purpose of paying the claims of contractors and others in anticipation of the sanction of Parliament, which said sums are shown in the Schedule hereto, and amount to the sum of One million two hundred and seventy-eight thousand nine hundred and forty pounds ten shillings and seven pence: And whereas the respective sums so withdrawn and payments so made were necessary to carry on and maintain the Public Service: And whereas it is expedient to indemnify

I have examined this Bill, and find it to correspond in all respects with the Bill as finally passed by both Houses.

WILLIAM McCOURT,
Chairman of Committees of the Legislative Assembly.

Treasury Indemnity.

indemnify all persons concerned or engaged in the matter of such withdrawals or payments: Be it therefore enacted by the Queen's Most Excellent Majesty, by and with the advice and consent of the Legislative Council and Legislative Assembly of New South Wales in Parliament assembled, and by the authority of the same, as follows:—

Indemnity to
Colonial Treasurer,
and his Officers, &c.

1. The Colonial Treasurer, the Officers of the Treasury, and all persons whosoever concerned or engaged in making the said withdrawals or payments are hereby indemnified and held harmless for and in respect of the withdrawal and expenditure of the said sum of one million two hundred and seventy-eight thousand nine hundred and forty pounds ten shillings and seven pence.

Short title.

2. This Bill may be cited as the "Treasury Indemnity Bill, 1899."

SCHEDULE.

CONSOLIDATED REVENUE FUND.

SCHEDULE OF PAYMENTS which were made by the Colonial Treasurer without appropriation and warrant.

Head of Expenditure.	Payments, 1st to 25th October, 1897.	Payments, 27th to 30th June, 1898.	Payments, 1st to 31st October, 1898.	Payments, 1st to 25th Decem- ber, 1898.	Payments, 12th to 30th June, 1899.	Payments, 1st to 23rd Sep- tember, 1899.
	£ s. d.	£ s. d.	£ s. d.	£ s. d.	£ s. d.	£ s. d.
NO. I.—SCHEDULES.						
Schedule B Supplement (Widows)	43 15 0	43 15 0	31 5 0	18 15 0
Schedule B Supplement (Military Pensions)	70 16 8	83 1 8	73 1 8	106 9 10
Total, Schedules	114 11 8	126 16 8	104 6 8	125 4 10
NO. II.—EXECUTIVE AND LEGISLATIVE.						
His Excellency the Governor	10 0 3	15 2 1	9 14 1	73 12 0
The Executive Council	2 15 10	2 15 10	2 15 10	2 15 10
The Legislative Council	16 7 4	13 1 7	9 3 4	19 3 4
The Legislative Assembly	22 19 8	22 19 8	17 19 8	21 11 9
The Legislative Council and Assembly	6 10 0	1 18 6	6 3 8	5 15 6
The Parliamentary Library	4 7 8	3 15 10	121 3 3	3 15 10
The Parliamentary Reporting Staff	29 1 9	13 5 9	17 0 9	17 1 4
Parliamentary Standing Committee on Public Works	1 6 8	18 14 10	2 19 6	9 0 0	71 2 0
Total, Executive and Legislative...£	93 9 2	18 14 10	75 18 9	193 0 7	214 17 7
Carried forward	208 0 10	18 14 10	202 15 5	297 7 3	340 2 5

Treasury Indemnity.

Head of Expenditure.	Payments, 1st to 28th October, 1897.	Payments, 27th to 30th June, 1898.	Payments, 1st to 31st October, 1898.	Payments, 1st to 28th Decem- ber, 1898.	Payments, 12th to 30th June, 1899.	Payments, 1st to 23rd Sep- tember, 1899.
	£ s. d.	£ s. d.	£ s. d.	£ s. d.	£ s. d.	£ s. d.
Brought forward.....£	208 0 10	18 14 10	202 15 5	297 7 3	340 2 5
No. III.—CHIEF SECRETARY.						
Chief Secretary	15 10 0	13 8 4	13 8 4	13 8 4
Auditor General	198 13 8	177 11 0	117 8 6	172 1 10
Vice-President of the Executive Council, and Representative of the Government in the Legislative Council	20 16 8	20 16 8	20 16 8
Aborigines Protection Board	2,133 3 7	2,009 11 3	86 9 1	188 19 0
Police	8,342 5 2	6,323 19 11	2,396 8 8	2,036 4 3
Lunacy (including Master in Lunacy)	4,668 1 8	4,167 17 0	3,077 9 0	4,839 3 5
Medical Adviser to the Government	595 1 2	267 18 1	684 3 10	289 17 5	477 5 5
Coast Hospital	642 17 10	63 9 1	398 0 9	428 15 10	646 15 0
Analytical Branch.....	2 12 4	11 15 8	3 17 10	35 2 4
Maintenance of Sick Paupers	119 2 7	1,302 6 4	1,329 14 9	1,373 3 6	1,108 16 6
Government Statistician	6 15 8	4 15 8	17 16 1	65 9 6
Registrar of Friendly Societies and Trades Unions	6 13 4	7 13 4	4 8 4	1 13 4
Agent General for the Colony.....	89 16 9	340 16 8	189 3 4	1,305 5 11
Government Asylums and State Children's Relief Branch	13,196 4 6	14,527 8 6	4,855 14 7	3,765 8 1
Fisheries Commission	67 1 1	33 11 10	41 4 9	65 3 3	29 12 5
Fire Brigades.....	2 4 2	53 10 0
Reorganization of the Public Service.....	196 14 2	435 3 10	205 13 7	223 5 7	50 7 10
Botanic Gardens	160 15 11	31 9 5	101 11 8	132 16 1	64 15 11
Nursery Garden, Campbelltown.....	10 8 6	21 3 6	4 2 3	17 14 5
Government Domains	52 11 9	80 6 5	102 2 4	16 8 4
Garden Palace Grounds	1 10 0	3 14 3	14 11 0	4 19 2
Centennial Park	40 4 4	116 9 1	173 7 5	91 18 9
Charitable Allowances	3,020 3 1	500 0 0	3,396 6 11	5,281 7 9	8,873 3 8
Miscellaneous Services	1,125 2 7	2,149 3 0	619 11 10	1,472 0 3
Total, Chief Secretary £	34,714 10 6	2,633 18 7	36,105 19 10	19,491 4 8	25,306 10 4
No. IV.—TREASURER AND SECRETARY FOR FINANCE AND TRADE.						
Treasury	85 15 11	64 5 7	135 8 7	51 7 1
Stamp Duties.....	12 13 10	20 5 1	14 8 4	11 5 1
Land and Income Tax	1,099 16 8	720 13 8	958 18 8	2,745 9 8	282 19 1
Customs	603 7 2	883 8 8	606 19 6	204 1 11
Gold Receivers	7 10 0
Gold and Escort	28 1 3	41 11 3	59 15 1	1 11 6
Government Printer's Department.....	795 1 4	1,212 10 4	1,327 10 11	1,325 8 10
Stores and Stationery	8,828 6 3	6,187 14 6	9,624 6 4	8,395 0 5	10,421 13 7
Mercantile Explosives Department.....	71 7 4	212 10 9	109 17 1	150 4 7
Board of Health	292 7 1	492 3 6	338 15 8	271 0 2
Glebe Island Abattoirs.....	310 7 2	153 13 11	162 12 1	173 14 8
Shipping Masters	6 4 8	1 13 4	5 14 8	9 14 8	6 10 2
Marine Board of New South Wales	897 11 4	1,662 15 4	1,034 1 8	1,091 5 5
Lifeboats.....	94 9 8	74 0 9	51 13 8	3 2 4	38 8 0
Public Wharfs	75 3 8	112 2 6	82 10 8	120 6 10
Miscellaneous Services	2,424 12 8	1,674 10 3	5,888 17 10	6,349 1 4	2,314 12 7	21,627 12 3
Advance to Treasurer	5,066 3 2
Total, Treasurer and Secretary for Finance and Trade..... £	15,625 6 0	7,937 18 10	26,225 6 3	19,587 17 0	5,060 2 3	35,777 9 2
Carried forward £	50,547 17 4	10,590 12 3	62,534 1 6	39,376 8 11	5,060 2 3	61,424 1 11

Treasury Indemnity.

Head of Expenditure.	Payments, 1st to 25th October, 1897.	Payments, 27th to 30th June, 1898.	Payments, 1st to 31st October, 1898.	Payments, 1st to 25th Decem- ber, 1898.	Payments, 12th to 30th June, 1899.	Payments, 1st to 23rd Sep- tember, 1899.
	£ s. d.	£ s. d.	£ s. d.	£ s. d.	£ s. d.	£ s. d.
Brought forward.....£	50,547 17 4	10,590 12 3	62,534 1 6	39,376 8 11	5,060 2 3	61,424 1 11
No. IV.—MILITARY AND NAVAL FORCES.						
Permanent and Volunteer Military Forces...	5,741 14 1	1,893 6 10	12,866 15 7	8,977 2 8	7,847 0 2
Naval Forces	45 15 1	322 11 2	125 3 6	84 14 3
Total, Military and Naval Forces...£	5,787 9 2	1,893 6 10	13,189 6 9	9,102 6 2	7,931 14 5
No. IV.—RAILWAYS.						
Railways and Tramways:—Working Ex- penses	117,004 19 1	26,666 0 2	118,620 14 11	132,802 13 9	57,328 14 8	108,737 18 10
Total, Railways	117,004 19 1	26,666 0 2	118,620 14 11	132,802 13 9	57,328 14 8	108,737 18 10
No. V.—THE ATTORNEY GENERAL.						
The Attorney General	2,133 13 7	2,191 11 4	194 13 3	2,045 1 5
Total, Attorney General	2,133 13 7	2,191 11 4	194 13 3	2,045 1 5
No. VI.—SECRETARY FOR LANDS.						
Department of Lands	1,530 10 5	1,521 13 11	1,290 8 11	1,377 11 3
Land Appeal Court	19 3 11	81 11 9	69 14 2	8 7 9
Church and School Lands	7 13 4	42 11 3	15 6 7
Survey of Lands	4,278 10 11	4,478 16 3	3,490 17 8	4,453 13 3
Trigonometrical Survey of the Colony	36 6 9	4 10 9	3 16 0	132 0 4
Miscellaneous Services.....	1,531 3 2	730 19 5	1,219 1 4	265 18 9
Labour Settlements	0 6 6
Total, Secretary for Lands	7,395 15 2	6,825 5 5	6,116 9 4	6,253 4 5
No. VII.—SECRETARY FOR PUBLIC WORKS.						
Department of Public Works—Establish- ment	468 19 6	96 4 2	134 4 11	115 17 11
Roads and Bridges.....	1,598 14 3
Harbours and Rivers and Dredge Service ...	6,027 19 0	72 11 5	3,493 0 10	4,834 11 2	3,000 10 8
Government Architect	3,075 12 0	4,148 11 6	3,626 4 7
Miscellaneous.....	288 4 2	238 12 3	234 6 0
Metropolitan Board of Water Supply and Sewerage.....	4,741 15 6	5,312 10 9	5,324 14 8	6,704 13 2
Hunter District Water Supply and Sewerage Board	554 3 8	533 16 0	447 1 10	375 12 7
Total, Secretary for Public Works £	14,868 9 8	1,671 5 8	13,872 7 5	14,605 9 5	10,431 0 4
No. VIII.—ADMINISTRATION OF JUSTICE.						
Department of Justice	8 16 0	16 9 9	18 0 0	64 14 3
Master in Equity	36 11 5	23 10 3	24 8 7	41 1 0
Prothonotary and Divorce Court.....	10 8 11	32 9 5	9 7 3	17 7 6
Sheriff.....	249 18 8	213 2 4	2,018 4 8	715 17 11	2,049 2 9
Bankruptcy Court.....	6 17 8	6 9 4	6 0 10	53 0 10
Probate and Intestate Estates Office	34 0 0	5 0 0	35 19 4	21 6 0
District Courts	21 10 10	24 15 1	19 13 1	39 1 5
Coroners	329 9 9	485 17 11	502 3 8	322 5 9
Petty Sessions	1,422 19 10	203 7 5	1,390 10 6	927 10 5	1,038 12 0
Prisons	2,627 14 7	2,393 18 5	1,100 12 9	1,337 19 0
Registrar General and Examiner of Patents	567 3 9	753 15 9	240 6 11	208 4 3
Miscellaneous Services	27 18 2	15 17 4	94 10 0	2 4 0
Total, Administration of Justice...£	5,309 9 7	450 9 9	7,166 18 5	3,694 10 9	5,194 18 9
Carried forward	203,047 13 7	41,271 14 8	224,400 5 9	205,892 11 7	62,388 16 11	202,018 0 1

Treasury Indemnity.

Head of Expenditure.	Payments, 1st to 28th October 1897.	Payments, 27th to 30th June, 1898.	Payments, 1st to 31st October, 1898.	Payments, 1st to 28th Decem- ber, 1898.	Payments, 12th to 30th June, 1899.	Payments, 1st to 23rd Sep- tember, 1899.
	£ s. d.	£ s. d.	£ s. d.	£ s. d.	£ s. d.	£ s. d.
Brought forward.....	£ 203,047 13 7	41,271 14 8	224,400 5 9	205,892 11 7	62,388 16 11	202,018 0 1
No. IX.—PUBLIC INSTRUCTION, LABOUR, AND INDUSTRY.						
Public Instruction.....	112 12 0	17,400 11 4	57,747 10 5	44,233 16 10
Industrial Schools.....	617 5 10	1,224 7 9	1,212 5 5	1,172 7 7
Observatory.....	145 15 9	281 15 4	324 11 9	276 9 5
Museum.....	458 13 5	456 6 8	451 6 8
Public Library of New South Wales.....	491 0 6	452 15 0	566 1 5	522 16 6
National Art Gallery.....	100 0 0	189 1 8	319 1 8	198 16 8
Labour and Industry Branch.....	350 0 0	1,000 0 0	500 0 0	1,000 0 0
Grants in aid of Public Institutions, &c.	101 18 10	1,397 4 0	1,417 18 2	1,179 9 7
Miscellaneous Services.....	34 17 1
Total, Public Instruction, Labour, and Industry.....	£ 1,828 12 11	22,404 8 6	62,543 15 6	49,070 0 4
No. X.—SECRETARY FOR MINES AND AGRICULTURE.						
Department of Mines.....	1,837 10 9	50 0 0	5,252 16 11	5,020 16 1	5,364 7 10
Prevention of Scab in Sheep.....	1,940 7 2	1,785 0 2	1,822 15 6
Imported and Introduced Stock.....	134 0 11	75 5 0	94 0 0	975 19 0
Registration of Brands.....	30 19 11	21 13 4	51 13 4
Management of Pounds and Commons.....	17 10 0	42 18 4
Public Watering Places and Artesian Boring.....	662 12 3	1,091 11 3	1,063 18 8	1,045 16 10
Agriculture.....	690 19 9	2,219 9 5	2,641 18 10	2,219 16 7
School of Mines and Assay Works.....	117 19 9	47 11 6	569 15 10	102 5 8
Board of Experts.....	138 16 11	391 17 11	74 7 4	59 11 10
Miscellaneous Services.....	113 17 9	1,027 18 10	865 13 9	1,111 15 4
Total, Secretary for Mines and Agri- culture.....	£ 3,713 8 1	50 0 0	12,077 17 11	12,137 4 0	12,797 0 3
No. XI.—POSTMASTER-GENERAL.						
Postal and Electric Telegraph Department	18,797 1 0	75,849 16 8	30,461 19 10	38,190 3 0
Total, Postmaster-General.....	£ 18,797 1 0	75,849 16 8	30,461 19 10	38,190 3 0
Totals.....	£ 227,386 15 7	41,321 14 8	334,732 8 10	311,035 10 11	62,388 16 11	302,075 3 8
GRAND TOTAL.....£1,278,940 10 7						

The Treasury, New South Wales,
Sydney, 19th December, 1899.

WILLIAM JOHN LYNE,
Treasurer.

In the name and on the behalf of Her Majesty I assent to this Act.

Government House,
Sydney, 22nd December, 1899.

BEAUCHAMP,
Governor.

THE UNIVERSITY OF CHICAGO
DEPARTMENT OF CHEMISTRY
LABORATORY OF PHYSICAL CHEMISTRY

REPORT OF THE DIRECTOR
FOR THE YEAR 1954

BY
RICHARD D. SPENCER

CHICAGO, ILLINOIS
1955

Category	1954	1953	1952	1951	1950
Salaries	1,200,000	1,150,000	1,100,000	1,050,000	1,000,000
Travel	100,000	120,000	110,000	100,000	90,000
Materials	50,000	60,000	50,000	40,000	30,000
Equipment	200,000	180,000	160,000	140,000	120,000
Operating	300,000	280,000	260,000	240,000	220,000
Other	150,000	140,000	130,000	120,000	110,000
Total	2,000,000	1,930,000	1,860,000	1,790,000	1,720,000


Summary of the Department's Activities
The Department of Chemistry at the University of Chicago has been fortunate in the past few years to have had a number of distinguished scientists as members of its faculty. Their presence has enriched the Department's research program and has brought to it a high level of scientific achievement.

This PUBLIC BILL originated in the LEGISLATIVE ASSEMBLY, and, having this day passed, is now ready for presentation to the LEGISLATIVE COUNCIL for its concurrence.

Legislative Assembly Chamber,
Sydney, 20 December, 1899. }

F. W. WEBB,
Clerk of the Legislative Assembly.

New South Wales.



ANNO SEXAGESIMO TERTIO

VICTORIÆ REGINÆ.

Act No. , 1899.

An Act to indemnify the Colonial Treasurer, the Officers of the Treasury, and other persons, in respect of certain unauthorised withdrawals and payments from the Public Accounts of the Colonial Treasurer in the Banks keeping such Accounts.

WHEREAS certain sums of money have been withdrawn from the Preamble. Public Accounts of the Colonial Treasurer in the Banks keeping such Accounts without the authority of Parliament for the purpose of paying the claims of contractors and others in anticipation of the sanction of Parliament, which said sums are shown in the Schedule hereto, and amount to the sum of One million two hundred and seventy-eight thousand nine hundred and forty pounds ten shillings and seven pence: And whereas the respective sums so withdrawn and payments so made were necessary to carry on and maintain the Public Service: And whereas it is expedient to indemnify

Treasury Indemnity.

indemnify all persons concerned or engaged in the matter of such withdrawals or payments: Be it therefore enacted by the Queen's Most Excellent Majesty, by and with the advice and consent of the Legislative Council and Legislative Assembly of New South Wales in Parliament assembled, and by the authority of the same, as follows:—

1. The Colonial Treasurer, the Officers of the Treasury, and all persons whosoever concerned or engaged in making the said withdrawals or payments are hereby indemnified and held harmless for and in respect of the withdrawal and expenditure of the said sum of one million two hundred and seventy-eight thousand nine hundred and forty pounds ten shillings and seven pence.

Indemnity to
Colonial Treasurer,
and his Officers, &c.

2. This Bill may be cited as the "Treasury Indemnity Bill, Short title. 1899."

SCHEDULE.

CONSOLIDATED REVENUE FUND.

SCHEDULE OF PAYMENTS which were made by the Colonial Treasurer without appropriation and warrant.

Head of Expenditure.	Payments, 1st to 28th October, 1897.	Payments, 27th to 30th June, 1898.	Payments, 1st to 31st October, 1898.	Payments, 1st to 28th Decem- ber, 1898.	Payments, 12th to 30th June, 1899.	Payments, 1st to 23rd Sep- tember, 1899.
	£ s. d.	£ s. d.	£ s. d.	£ s. d.	£ s. d.	£ s. d.
No. I.—SCHEDULES.						
Schedule B Supplement (Widows)	43 15 0	43 15 0	31 5 0	18 15 0
Schedule B Supplement (Military Pensions)	70 16 8	83 1 8	73 1 8	106 9 10
Total, Schedules	£ 114 11 8	126 16 8	104 6 8	125 4 10
No. II.—EXECUTIVE AND LEGISLATIVE.						
His Excellency the Governor	10 0 3	15 2 1	9 14 1	73 12 0
The Executive Council	2 15 10	2 15 10	2 15 10	2 15 10
The Legislative Council	16 7 4	13 1 7	9 3 4	19 3 4
The Legislative Assembly	22 19 8	22 19 8	17 19 8	21 11 9
The Legislative Council and Assembly	6 10 0	1 18 6	6 3 8	5 15 6
The Parliamentary Library	4 7 8	3 15 10	121 3 3	3 15 10
The Parliamentary Reporting Staff	29 1 9	13 5 9	17 0 9	17 1 4
Parliamentary Standing Committee on Public Works	1 6 8	18 14 10	2 19 6	9 0 0	71 2 0
Total, Executive and Legislative...£	93 9 2	18 14 10	75 18 9	193 0 7	214 17 7
Carried forward	£ 208 0 10	18 14 10	202 15 5	297 7 3	340 2 5

Treasury Indemnity.

Head of Expenditure.	Payments, 1st to 23th October, 1897.	Payments, 27th to 30th June, 1898.	Payments, 1st to 31st October, 1898.	Payments, 1st to 28th Decem- ber, 1898.	Payments, 12th to 30th June, 1899.	Payments, 1st to 23rd Sep- tember, 1899.
	£ s. d.	£ s. d.	£ s. d.	£ s. d.	£ s. d.	£ s. d.
Brought forward.....£	203 0 10	18 14 10	202 15 5	297 7 3	340 2 5
No. III.—CHIEF SECRETARY.						
Chief Secretary	15 10 0	13 8 4	13 8 4	13 8 4
Auditor General	193 13 8	177 11 0	117 8 6	172 1 10
Vice-President of the Executive Council, and Representative of the Government in the Legislative Council	20 16 8	20 16 8	20 16 8
Aborigines Protection Board	2,133 3 7	2,009 11 3	86 9 1	188 19 0
Police	8,312 5 2	6,323 19 11	2,336 8 8	2,036 4 3
Lunacy (including Master in Lunacy)	4,668 1 8	4,107 17 0	3,077 9 0	4,839 3 5
Medical Adviser to the Government	595 1 2	267 18 1	684 3 10	289 17 5	477 5 5
Coast Hospital	642 17 10	63 9 1	398 0 9	428 15 10	646 15 0
Analytical Branch.....	2 12 4	11 15 8	3 17 10	35 2 4
Maintenance of Sick Paupers	119 2 7	1,302 6 4	1,329 14 9	1,373 3 6	1,108 16 6
Government Statistician	6 15 8	4 15 8	17 15 1	65 9 6
Registrar of Friendly Societies and Trades Unions	6 13 4	7 13 4	4 8 4	1 13 4
Agent General for the Colony.....	89 16 9	340 16 8	189 3 4	1,305 5 11
Government Asylums and State Children's Relief Branch	13,196 4 6	14,527 8 6	4,855 14 7	3,765 8 1
Fisheries Commission	67 1 1	33 11 10	41 4 9	65 3 3	29 12 5
Fire Brigades.....	2 4 2	53 10 0
Reorganization of the Public Service.....	193 14 2	435 3 10	205 13 7	223 5 7	59 7 10
Botanic Gardens	160 15 11	31 9 5	101 11 8	132 16 1	64 15 11
Nursery Garden, Campbelltown.....	10 8 6	21 3 6	4 2 3	17 14 5
Government Domains	52 11 9	80 6 5	102 2 4	16 8 4
Garden Palace Grounds	1 10 0	3 14 3	14 11 0	4 19 2
Centennial Park	40 4 4	116 9 1	173 7 5	91 18 9
Charitable Allowances	3,020 3 1	500 0 0	3,306 6 11	5,281 7 9	8,873 3 8
Miscellaneous Services	1,125 2 7	2,149 3 0	619 11 10	1,472 0 3
Total, Chief Secretary	£ 34,714 10 6	2,633 18 7	36,105 19 10	19,491 4 8	25,306 10 4
No. IV.—TREASURER AND SECRETARY FOR FINANCE AND TRADE.						
Treasury	85 15 11	64 5 7	135 8 7	51 7 1
Stamp Duties.....	12 13 10	20 5 1	14 8 4	11 5 1
Land and Income Tax	1,099 16 8	720 13 8	958 18 8	2,745 9 8	282 19 1
Customs	603 7 2	883 8 8	606 19 6	204 1 11
Gold Receivers	7 10 0
Gold and Escort	23 1 3	41 11 3	59 15 1	1 11 6
Government Printer's Department	795 1 4	1,212 10 4	1,327 10 11	1,325 8 10
Stores and Stationery	8,828 6 3	6,187 14 6	9,624 6 4	8,395 0 5	10,421 13 7
Mercantile Explosives Department.....	71 7 4	212 10 9	109 17 1	150 4 7
Board of Health	292 7 1	492 3 6	338 15 8	271 0 2
Glebe Island Abattoirs	310 7 2	153 13 11	162 12 1	173 14 8
Shipping Masters	6 4 8	1 13 4	5 14 8	9 14 8	6 10 2
Marine Board of New South Wales	897 11 4	1,662 15 4	1,031 1 8	1,091 5 5
Lifeboats	94 9 8	74 0 9	51 13 8	3 2 4	38 8 0
Public Wharfs	75 3 8	112 2 6	82 10 8	120 6 10
Miscellaneous Services	2,424 12 8	1,674 10 3	5,888 17 10	6,349 1 4	2,314 12 7	21,627 12 3
Advance to Treasurer	5,066 3 2
Total, Treasurer and Secretary for Finance and Trade.....£	15,625 6 0	7,937 18 10	26,225 6 3	19,587 17 0	5,060 2 3	35,777 9 2
Carried forward	£ 50,517 17 4	10,590 12 3	62,534 1 6	39,376 8 11	5,060 2 3	61,424 1 11

Treasury Indemnity.

Head of Expenditure.	Payments, 1st to 28th October, 1897.	Payments, 27th to 30th June, 1898.	Payments, 1st to 31st October, 1898.	Payments, 1st to 28th Decem- ber, 1898.	Payments, 12th to 30th June, 1899.	Payments, 1st to 23rd Sep- tember, 1899.
	£ s. d.	£ s. d.	£ s. d.	£ s. d.	£ s. d.	£ s. d.
Brought forward.....	£ 50,547 17 4	10,500 12 3	62,534 1 6	39,376 8 11	5,060 2 3	61,424 1 11
No. IV.—MILITARY AND NAVAL FORCES.						
Permanent and Volunteer Military Forces...	5,741 14 1	1,893 6 10	12,866 15 7	8,977 2 8	7,847 0 2
Naval Forces	45 15 1	322 11 2	125 3 6	84 14 3
Total, Military and Naval Forces.....	£ 5,787 9 2	1,893 6 10	13,189 6 9	9,102 6 2	7,931 14 5
No. IV.—RAILWAYS.						
Railways and Tramways:—Working Ex- penses	117,004 19 1	26,666 0 2	118,620 14 11	132,802 13 9	57,328 14 8	108,737 18 10
Total, Railways	£ 117,004 19 1	26,666 0 2	118,620 14 11	132,802 13 9	57,328 14 8	108,737 18 10
No. V.—THE ATTORNEY GENERAL.						
The Attorney General	2,133 13 7	2,191 11 4	194 13 3	2,045 1 5
Total, Attorney General	£ 2,133 13 7	2,191 11 4	194 13 3	2,045 1 5
No. VI.—SECRETARY FOR LANDS.						
Department of Lands	1,530 10 5	1,521 13 11	1,200 8 11	1,377 11 3
Land Appeal Court	19 3 11	81 11 9	69 14 2	8 7 9
Church and School Lands	7 13 4	42 11 3	15 6 7
Survey of Lands	4,278 10 11	4,478 16 3	3,490 17 8	4,453 13 3
Trigonometrical Survey of the Colony	36 6 9	4 10 9	3 16 0	132 0 4
Miscellaneous Services.....	1,531 3 2	730 19 5	1,219 1 4	265 18 9
Labour Settlements	0 6 6
Total, Secretary for Lands	£ 7,395 15 2	6,825 5 5	6,116 9 4	6,253 4 5
No. VII.—SECRETARY FOR PUBLIC WORKS.						
Department of Public Works—Establish- ment	468 19 6	96 4 2	134 4 11	1 5 17 11
Roads and Bridges.....	1,598 14 3
Harbours and Rivers and Dredge Service ...	6,027 19 0	72 11 5	3,493 0 10	4,834 11 2	3,000 10 8
Government Architect	3,075 12 0	4,148 11 6	3,623 4 7
Miscellaneous.....	288 4 2	238 12 3	234 6 0
Metropolitan Board of Water Supply and Sewerage.....	4,741 15 6	5,312 10 9	5,324 14 8	6,704 13 2
Hunter District Water Supply and Sewerage Board	554 3 8	533 16 0	447 1 10	375 12 7
Total, Secretary for Public Works	£ 14,863 9 8	1,671 5 8	13,872 7 5	14,605 9 5	10,431 0 4
No. VIII.—ADMINISTRATION OF JUSTICE.						
Department of Justice	8 16 0	16 9 9	18 0 0	64 14 3
Master in Equity	36 11 5	23 10 3	24 8 7	41 1 0
Prothonotary and Divorce Court.....	10 8 11	32 9 5	9 7 3	17 7 6
Sheriff.....	249 18 8	213 2 4	2,018 4 8	715 17 11	2,049 2 9
Bankruptcy Court.....	6 17 8	6 9 4	6 0 10	53 0 10
Probate and Intestate Estates Office	34 0 0	5 0 0	35 19 4	21 6 0
District Courts	21 10 10	24 15 1	19 13 1	39 1 5
Coroners	329 9 9	485 17 11	502 3 8	322 5 9
Petty Sessions	1,422 19 10	203 7 5	1,390 10 6	927 10 5	1,038 12 0
Prisons	2,627 14 7	2,393 18 5	1,100 12 9	1,337 19 0
Registrar General and Examiner of Patents	567 3 9	753 15 9	240 6 11	208 4 3
Miscellaneous Services	27 18 2	15 17 4	94 10 0	2 4 0
Total, Administration of Justice	£ 5,309 9 7	450 9 9	7,166 18 5	3,694 10 9	5,194 18 9
Carried forward	£ 203,047 13 7	41,271 14 8	224,400 5 9	205,892 11 7	62,388 16 11	202,018 0 1

Treasury Indemnity.

Head of Expenditure.	Payments, 1st to 28th October 1897.	Payments, 27th to 30th June, 1898.	Payments, 1st to 31st October, 1898.	Payments, 1st to 28th Decem- ber, 1898.	Payments, 12th to 30th June, 1899.	Payments, 1st to 23rd Sep- tember, 1899.
	£ s. d.	£ s. d.	£ s. d.	£ s. d.	£ s. d.	£ s. d.
Brought forward.....	203,047 13 7	41,271 14 8	224,400 5 9	205,892 11 7	62,388 16 11	202,018 0 1
No. IX.—PUBLIC INSTRUCTION, LABOUR, AND INDUSTRY.						
Public Instruction.....	112 12 0	17,400 11 4	57,747 10 5	44,233 16 10
Industrial Schools.....	617 5 10	1,224 7 9	1,212 5 5	1,172 7 7
Observatory	145 15 9	281 15 4	324 11 9	276 9 5
Museum	458 13 5	456 6 8	451 6 8
Public Library of New South Wales.....	491 0 6	452 15 0	566 1 5	522 16 6
National Art Gallery	100 0 0	189 1 8	319 1 8	198 16 8
Labour and Industry Branch	350 0 0	1,000 0 0	500 0 0	1,000 0 0
Grants in aid of Public Institutions, &c. ...	101 18 10	1,397 4 0	1,417 18 2	1,179 9 7
Miscellaneous Services	34 17 1
Total, Public Instruction, Labour, and Industry	1,828 12 11	22,404 8 6	62,543 15 6	49,070 0 4
No. X.—SECRETARY FOR MINES AND AGRICULTURE.						
Department of Mines	1,837 10 9	50 0 0	5,252 16 11	5,020 16 1	5,364 7 10
Prevention of Scab in Sheep	1,940 7 2	1,785 0 2	1,822 15 6
Imported and Introduced Stock	134 0 11	75 5 0	94 0 0	975 19 0
Registration of Brands.....	30 19 11	21 13 4	51 13 4
Management of Pounds and Commons	17 10 0	42 18 4
Public Watering Places and Artesian Boring	662 12 3	1,091 11 3	1,063 18 8	1,045 16 10
Agriculture.....	600 19 9	2,219 9 5	2,641 18 10	2,219 16 7
School of Mines and Assay Works	117 19 9	47 11 6	569 15 10	102 5 8
Board of Experts	138 16 11	391 17 11	74 7 4	59 11 10
Miscellaneous Services	113 17 9	1,027 18 10	865 13 9	1,111 15 4
Total, Secretary for Mines and Agri- culture	3,713 8 1	50 0 0	12,077 17 11	12,137 4 0	12,797 0 3
No. XI.—POSTMASTER-GENERAL.						
Postal and Electric Telegraph Department	18,797 1 0	75,849 16 8	30,461 19 10	38,190 3 0
Total, Postmaster-General	18,797 1 0	75,849 16 8	30,461 19 10	38,190 3 0
Totals	227,386 15 7	41,321 14 8	334,732 8 10	311,035 10 11	62,388 16 11	302,075 3 8
GRAND TOTAL.....£1,278,940 10 7						

The Treasury, New South Wales,
Sydney, 19th December, 1899.

WILLIAM JOHN LYNE,
Treasurer.

1872

THE STATE OF NEW YORK

IN SENATE

REPORT OF THE COMMISSIONERS OF THE LAND OFFICE

IN RESPONSE TO A RESOLUTION PASSED BY THE SENATE

ON THE 15TH MARCH 1872

ALBANY: PUBLISHED BY THE STATE PRINTING OFFICE, 1872.

NAME OF THE LAND	ACRES	VALUATION	REMARKS
[Illegible]	[Illegible]	[Illegible]	[Illegible]
[Illegible]	[Illegible]	[Illegible]	[Illegible]
[Illegible]	[Illegible]	[Illegible]	[Illegible]
[Illegible]	[Illegible]	[Illegible]	[Illegible]
[Illegible]	[Illegible]	[Illegible]	[Illegible]
[Illegible]	[Illegible]	[Illegible]	[Illegible]
[Illegible]	[Illegible]	[Illegible]	[Illegible]
[Illegible]	[Illegible]	[Illegible]	[Illegible]
[Illegible]	[Illegible]	[Illegible]	[Illegible]
[Illegible]	[Illegible]	[Illegible]	[Illegible]
[Illegible]	[Illegible]	[Illegible]	[Illegible]
[Illegible]	[Illegible]	[Illegible]	[Illegible]
[Illegible]	[Illegible]	[Illegible]	[Illegible]
[Illegible]	[Illegible]	[Illegible]	[Illegible]
[Illegible]	[Illegible]	[Illegible]	[Illegible]
[Illegible]	[Illegible]	[Illegible]	[Illegible]
[Illegible]	[Illegible]	[Illegible]	[Illegible]

[Illegible text block]

[Illegible text block]

[Illegible text block]

[Illegible text block]

[Illegible text block]