NEW SOUTH WALES.

VOTES

AND

PROCEEDINGS

OF THE

LEGISLATIVE ASSEMBLY

DURING THE SESSION

OF

1875-6,

WITH THE VARIOUS DOCUMENTS CONNECTED THEREWITH.

IN SIX VOLUMES.
VOL. III.

SYDNEY:
THOMAS RICHARDS, GOVERNMENT PRINTER, PHILLIP-STREET

1876.

814—

LEGISLATIVE ASSEMBLY.

NEW SOUTH WALES.

VOTES AND PROCEEDINGS.

SESSION 1875-6.

(IN SIX VOLUMES.)

TABLE OF CONTENTS.

(Arranged as the Papers should be bound.)

VOL. III.

Title-page.
Table of Contents.
Index.

	PAGE.
STATISTICS—	
Blue Book for 1875	1
Statistical Register for 1874	177
Ditto for 1875	467
Vital—(Nineteenth Annual Report of Registrar General)	769
Ditto (Twentieth do. do.)	803
CUSTOMS—	
Duty on Tobacco—(Petition—Manufacturers)	863
Ditto (do. Operatives)	865
Ditto (do. Sydney)	867
Ditto (do. Bathurst)	869
Ditto (do. Gundaroo)	871
Ditto (do. Mudgee)	873
Ditto (do. Goulburn)	875
Ditto (do. Parramatta)	877
Ditto (do. Paterson, Allyn, and Williams Rivers)	879
Unmanufactured Tobacco—Duty paid by Manufacturers—(Return)	881
Border Duties Convention Bill—(Message No. 44)	883
Bonded Warehouse at Deniliquin—(Return to Order)	885
CROWN LANDS—	
Regulations	889
Squatting Runs—(Return to Order)	901
Held under Lease or License—(Return, *in part*, to Order)	903
Ditto ditto (Further Return)	1033
Conditional Purchases—Particulars of—(Return to Order)	1119
Ditto Circulars issued to Inspectors—(Return to Order)	1135
Ditto Survey of—(Return)	1139
Ditto In Parish of Southend—(Return to Order)	1143
Land taken up by Ministers of the Crown—(Returns)	1155
Josiah Pitty—Conditional Purchase—(Correspondence)	1159

CROWN LANDS *(continued)*— PAGE.

E. M'Carthy—Conditional Purchase—(Return to Order) 1167
Mr. M'Donald, Land Agent, Tamworth—(Return to Order) 1169
Raines's Selection at Mount Gipps—(Return to Order) 1177
Mary Connolly's Selection, on Robertson's Run—(Return to Order) 1191
Petition of H. Wilson and M. Cawley... 1207
Ditto —(Report of Select Committee) 1209
James Frew—(Petition) 1225
Reserves on Messrs. Clifts Runs—(Return) 1227
Ditto ditto Liverpool Plains—(Return) 1229
Selection on Coomoo Coomoo Station—(Return to Order) 1231
Comerong Island—(Return, *in part*, to Order) 1241
Ditto (Further Return) 1247
Commissioners—(Return, *in part*) 1263
Ditto (Final Return) 1267
Lands Acts Amendment Act of 1875—(Courts of Inquiry)... 1269
Closing of Streets—(Opinion of Attorney General)... 1275
Sale of part of Street—(Opinion of Attorney General) 1277
William Dunn—(Petition) 1279
Maurice Lynch—(Petition) 1281
Yanko and Colombo Creeks Reserves—(Petition—Jerilderie Farmers) 1283
Ditto ditto —Alienated Lands on—(Return) 1285
Yanko Reserve—(Petition—Murray District Selectors Association) 1287
Bando Run Reserve—(Petition) 1289
Ogilvie's Hill Reserve—(Report of District-Surveyor Evans) 1291
Parish of Attunga—Reserve No. 16—(Return to Order) 1293
Reserved from sale for Water Supply—(Abstract of) 1305
Ditto ditto (ditto) 1311
Ditto ditto (ditto) 1317
Ditto ditto (ditto) 1319
Ditto ditto (ditto) 1323
Ditto ditto (ditto) 1327
Ditto ditto (ditto) 1329
Ditto ditto (ditto) 1333
Ditto ditto (ditto) 1337
Dedicated to Religious and Public Purposes—(Abstract of) 1339
Ditto ditto (ditto) 1341
Ditto ditto (ditto) 1343
Ditto ditto (ditto) 1345
Ditto ditto (ditto) 1347
Ditto ditto (ditto) 1349
Ditto ditto (ditto) 1351
Cities, Towns, and Villages—(Abstract of sites for) 1353
Ditto ditto (ditto) 1355
Ditto ditto (ditto) 1357
Ditto ditto (ditto) 1359
Ditto ditto (ditto) 1361

1875-6.

LEGISLATIVE ASSEMBLY.

NEW SOUTH WALES.

INDEX

TO THE

VOTES AND PROCEEDINGS

AND

PAPERS ORDERED TO BE PRINTED

DURING THE SESSION

1875-6.

(SIX VOLUMES.)

REFERENCES TO THE VOTES AND PROCEEDINGS—SESSION 1875-6.	PAPERS. VOL.	PAGE.
A		
ABATTOIRS :—		
Orders and Regulations concerning, laid on Table, 2	5	1045
ABSTRACTS OF THE PUBLIC ACCOUNTS :—		
Auditor General's Report on, for 1875, laid on Table, 539	2	679
ADDITIONAL ESTIMATES (See "ESTIMATES.")		
ADDITIONAL LOAN ESTIMATE FOR 1876 (See "ESTIMATES.")		
ADDRESS IN REPLY TO GOVERNOR'S OPENING SPEECH :—		
Select Committee appointed to prepare, brought up, read by Clerk, and adopted, 4; presented to Governor, 7.		
ADDRESSES AND ORDERS :—		
Alphabetical Register of	1	757
ADJOURNMENT :—		
OF HOUSE :—		
Motion made for, and passed, 67, 141, 346, 376, 420, 472, 484, 501, 555.		
Motion made for, and negatived, 11, 13, 15, 17, 31, 34, 42, 44, 56, 59, 66, 86, 89, 100, 105, 107, 111, 122, 124, 129, 140, 145, 153, 160, 169, 176, 195, 227, 230, 235, 238, 247, 261, 264, 267, 289, 291, 327(2), 337, 339, 345, 351, 365, 376, 380, 384, 387, 404, 413, 419(2), 420, 444, 455, 460, 465, 478, 481, 510, 513, 529, 540, 544, 560, 575(2), 581.		
Motion made for, and no quorum, 179, 441.		
Motion made for, and no Tellers for the Ayes, 339.		
Motion made for, and House continued to sit till next sitting day, 481.		
OF DEBATE :—		
Motion made for, and passed, 16, 18, 35, 39, 73, 77, 82, 86, 93, 96, 120, 166, 191, 200, 204, 205, 217, 276, 311, 328, 350, 391, 478, 487, 500, 535, 555, 576.		
Motion made for, and negatived, 39, 107, 108(2), 111, 133, 246, 290, 375, 420, 425, 478, 481(2), 501.		
Motion made for, and no quorum, 162.		
SPECIAL :—72, 105, 169, 252, 275, 289, 291, 361, 569, 576.		
FOR WANT OF QUORUM :—		
Before commencement of business, 5, 61, 281, 283, 293, 467, 517, 525.		
After commencement of business, 105, 112, 129, 133, 162, 179, 184, 195, 200, 217, 223, 242, 258, 261, 276, 299, 311, 316, 328, 337, 365, 391, 413, 426, 432, 441, 446, 466, 507, 523, 536, 560, 566.		
On division, 112, 328.		
ADMINISTRATION OF JUSTICE :—		
IN BATHURST :—		
Motion made (*Mr. Buchanan*) for Papers and Letters on the subject of the Bathurst Special Jury List, 11; Return to Address, laid on Table, 186	2	119
CASE OF AMELIA GOULD :—		
Motion made (*Mr. Buchanan*) for Select Committee to consider, 51; power given to report, 58; Report brought up, 183	2	95
Motion made (*Mr. Buchanan*) for Committee of the Whole to consider of Address to Governor for sum to defray expenses of witnesses before Committee, 183; Order of the Day postponed, 200; House in Committee, and Resolution agreed to, 208; Report adopted, 214.		

REFERENCES TO THE VOTES AND PROCEEDINGS—SESSION 1875-6.	PAPERS. VOL.	PAGE.
A		
ADMINISTRATION OF JUSTICE (*continued*) :—		
JOHN AARON PARFITT :—		
Petition from, respecting conviction of for perjury, presented, 24; ordered to be printed, 28	2	77
Motion made (*Mr. Macintosh*) for Committee of the Whole to consider, 50; Order of the Day postponed, 67, 115; House in Committee, and Resolution agreed to, 144.		
M'NEIL *v.* SHEPPARD :—		
Motion made (*Mr. Buchanan*) for Depositions in case of, 50; Return to Address, laid on Table, 183	2	115
CORRESPONDENCE BETWEEN HIS EXCELLENCY THE GOVERNOR AND HIS HONOR THE CHIEF JUSTICE—RELEASE OF GARDINER, laid on Table, 65	2	79
THE CASE OF HENRY ECKHOUSE :—		
Motion made (*Mr. Cohen*) for Petition of to the Executive Council, praying for compensation for loss sustained by him in the alleged unnecessary postponement of his trial, 92; Return to Address, laid on Table, 136.		
JAMES MILLER :—		
Motion made (*Mr. Fitzpatrick*) for Information, Warrant, and Depositions in case of, 132; Return to Address, laid on Table, 176.....	2	91
MR. MONTAGUE LEVEY :—		
Motion made (*Mr. Cameron*) for Letters and Minutes having reference to resignation of as Justice of the Peace, 140; motion made for rescission of motion, and withdrawn, 149; Return to Address, laid on Table, 288.		
M'DONALD *v.* BYRNES :—		
Motion made (*Mr. W. C. Browne*) for Depositions and Papers in connection with case of, 173; Return to Address, laid on Table, 274.....	2	139
THE CASE OF PIERCE COLLETT :—		
Motion made (*Mr. McElhone*) for Papers, Documents, &c., having reference to change of venue, 183; Return to Address, laid on Table, 274	2	137
THE QUEEN *v.* JOHN LAWRENCE :—		
Motion made (*Mr. T. G. Dangar*) for Depositions in case of, 208; Return to Address, laid on Table, 274	2	131
JURORS IN THE COLONY :—		
Return showing number of, laid on Table, 213	2	127
QUARTER SESSIONS, GRENFELL :—		
Motion made (*Mr. J. Watson*) for Petitions, Reports, &c., in reference to application for, 258; Return to Order, laid on Table, 315.	2	161
THE CASE OF JOHN CHIPLIN :—		
Return to Address (*Session* 1875), laid on Table, 288	2	147
POLICE MAGISTRATE, RAYMOND TERRACE :—		
Motion made (*Mr. Jacob*) for Information and Complaints prepared by, 298; Return to Address, laid on Table, 396	2	179
THE CASE OF BEER *v.* ALDERSON :—		
Motion made (*Mr. Sutherland*) for Information, Depositions, &c., having reference to, and no Tellers for the Noes, 351; Return to Order, laid on Table, 379.....	2	165
THE CASE OF WORBOY *v.* WILEY :—		
Motion made (*Mr. Taylor*) for Depositions in the case of, 381; Return to Address, laid on Table, 429	2	199
THE CASE OF WILLIAMS *v.* WILLIS :—		
Motion made (*Mr. Taylor*) for Depositions in the case of, 381; Return to Address, laid on Table, 418	2	189
JOHN GARSED :—		
Petition from, respecting his conviction for perjury, presented, 390; ordered to be printed, 395 ...	2	177
Motion made (*Mr. Hurley, Hartley*) for Proceedings and Letters respecting remission of sentence on, 540.		
WICKS *v.* BEIHLER :—		
Motion made (*Mr. Buchanan*) for Informations, Summonses, and Depositions in the cases of, 429; Return to Address, laid on Table, 465.....	2	213
THE LATE MRS. GASKINS :—		
Motion made (*Mr. Day*) for Papers, Documents, &c., having reference to the death of, 441; Return to Order, laid on Table, 444	2	205
ADMINISTRATOR OF THE GOVERNMENT :—		
Return to Address (*Session* 1875), laid on Table, 65	2	19
Despatch respecting appointment of, laid on Table, 205	2	17
ADMISSION TO THE BODY OF THE HOUSE :—		
Motion made (*Mr. Robertson*), inviting William Hemmant, Esq., Colonial Treasurer of Queensland, to take a chair on the floor of the House, 25.		
ADULTERATION OF FOOD PREVENTION BILL :—		
Motion made (*Mr. Driver*), for Committee of the Whole, 275; Order of the Day postponed, 333, 351; House in Committee, and Resolution agreed to, 391; presented and read 1°, 413; read 2°, committed, reported without amendment, and Report adopted, 425; read 3°, and sent to Council, 431; returned with amendments, 513; Order of the Day postponed, 560.		
AGENT GENERAL FOR THE COLONY (See also "FORSTER, THE HON. WILLIAM" :—		
Acceptance of Office of, by the Honorable William Forster, 128.		
Motion made (*Mr. Buchanan*), respecting delay in filling up the office of, and absence of Colonial Treasurer, and negatived, 149.		
AGREEMENT FOR THE CONDUCT OF THE GOVERNMENT BANKING ACCOUNTS (See "FINANCE.")		
AGREEMENTS VALIDATING BILL :—		
Motion made (*Mr. Robertson*), for leave to bring in, 32; presented and read 1°, 35; motion made for 2°, and no quorum on division, 111; message No. 7 from Governor, 118; Order of the Day restored, 122; read 2°, 125; Message referred to Committee, 125; committed and reported with amendments, 125; Report adopted, 137; motion made for 3°, and Speaker gave casting vote with the ayes, 140; motion made for passing the Bill, and Speaker gave casting vote with the noes, 141; restored to paper, 170; point of order on passing of Bill, 170, 174; passed and sent to Council, 175; returned without amendment, 279; assent reported, 301.		
List of Officers before whom contracts and agreements can be made, laid on Table, 575	6	839

REFERENCES TO THE VOTES AND PROCEEDINGS—SESSION 1875-6.	PAPERS. VOL.	PAGE.
A		
AGRICULTURAL SOCIETIES :—		
Return showing amount voted to assist, in 1873, 1874, and 1875, laid on Table, 396	6	955
AGRICULTURE :—		
Abstract return for year ending 31 March, 1876, laid on Table, 560	6	957
ALBURY AND BILLABONG MUTUAL PROTECTION ASSOCIATION :—		
Petition of Members respecting Diseases affecting Live Stock, laid on Table, 230	5	895
ALIENATED CROWN LANDS, PORT JACKSON (See "CROWN LANDS.")		
ALIENS NATURALIZATION ACT AMENDMENT BILL :—		
Assent of Her Majesty reported, 209.		
ANIMALS PROTECTION BILL :—		
Received from Council, and read 1°, 153 ; read 2° and committed, 184 ; further considered in Committee, 199 ; Order of the Day postponed, 231, 333 ; further considered in Committee, and reported with amendments, 375 ; Order of the Day postponed, 431 ; Report adopted, 500 ; motion made for 3°, and debate adjourned, 535.		
APPEALS FROM SUMMARY CONVICTIONS BILL :—		
Received from Council and read 1°, 307 ; read 2°, committed, reported with an amendment, and Report adopted, 328 ; read 3° and returned to Council, 331 ; amendment agreed to, 339 ; assent reported, 373.		
APPRENTICESHIP LAW AMENDMENT BILL :—		
Received from Council and read 1°, 472 ; Order of the Day postponed, 498, 535, 560.		
Petition from David Morrine, Chairman of Public Meeting, Masonic Hall, against the passing of, presented, 494 ; ordered to be printed, 498	6	831
Petition from Mechanics and Apprentices, Mort's Dock, against the passing of, presented, 498 ; ordered to be printed, 505	6	833
APPROPRIATION BILL :—		
Brought in and read 1°, 551 ; read 2°, committed, reported without amendment, and Report adopted, 554 ; read 3° and sent to Council, 570 ; returned without amendment, 571 ; assented to in Council Chamber, 582.		
ARGENT, MR. :—		
Motion made (*Mr. Bennett*), for memos. having reference to employment of Solicitor by, as Inspector of Conditional Purchases, 560.		
ARMSTRONG'S CONDITIONAL PURCHASES :—		
Motion made (*Mr. Farnell*), for applications, descriptions, &c., having reference to, 569.		
ARMSTRONG AND BROUGHTON'S CONDITIONAL PURCHASE AT GUNDAGAI :—		
Motion made (*Mr. J. Watson*), for applications, descriptions, &c., having reference to, 487.		
ARNOLD, ALFRED :—		
Motion made (*Mr. McElhone*) for Select Committee to inquire into dismissal of, from Railway Department, 351 ; Report brought up, 444	4	449
ASSEMBLY :—		
Opening of the Session, 1.		
Clerk reads Proclamation, 1.		
Issue and return of Writs of Election, 1, 147, 167, 295, 301, 421, 427.		
Usher of Black Rod delivers Message, 1, 582.		
Members Sworn, 2, 149, 186, 191, 301, 303, 434, 436.		
Speaker lays Election Petition on Table, 2 ; referred to Committee, 16 ; Report brought up, 34.		
Speaker lays Warrant on Table appointing Committee of Elections and Qualifications, 2, 176 ; reports maturity of Warrant, 16, 191.		
Governor's Opening Speech, 3 ; Address in reply adopted, 4 ; presented to Governor, 7.		
Clerk reads Address in reply to Governor's Opening Speech, 4.		
No quorums, 5, 61, 105, 112, 129, 133, 162, 179, 184, 195, 200, 217, 223, 242, 258, 261, 276, 281, 283, 293, 299, 311, 316, 328, 337, 365, 391, 413, 426, 432, 441, 446, 466, 467, 507, 517, 523, 525, 536, 560, 566.		
Clerk reads Petition, 8, 186, 342, 416, 454, 528, 565.		
Election of Richard Driver, Esquire, as Chairman of Committees, 8.		
Sessional Orders passed, 8, 9, 18, 76.		
Duration of the Session (Mr. Gray's motion), 11.		
Speaker's Casting Vote, 12, 133, 140, 141, 299, 332, 350 (2), 357, 506.		
Speaker reports receipt of Deputy Speaker's Commission, 13.		
Clerk reads Deputy Speaker's Commission, 13.		
Members Acting as Land Agents, 16, 25, 26.		
Clerk swears Members of Committee of Elections of Qualifications, 16, 17, 18, 191.		
Leave of absence to Members, 18, 28, 246, 350, 384.		
Sittings after midnight, 18, 39, 56, 85, 96, 100, 108, 112, 119, 122, 125, 141, 154, 157, 162, 171, 175, 205, 216, 222, 228, 246, 249, 253, 261, 264, 279, 290, 292, 308, 319, 333, 337, 342, 362, 372, 376, 384, 387, 396, 401, 405, 420, 436, 438, 446, 448, 455, 478, 481, 487, 491, 495, 510, 515, 531, 541, 544, 554.		
Speaker lays on Table minute authorizing application of balance, 21, 105, 204, 205, 212, 235, 362	2	817, 829
Meeting of Parliament, 25.		
Interruption, 25, 144, 186, 235, 267, 303.		
Admission of William Hemmant, Esq., Colonial Treasurer of Queensland, to the body of the House, 25.		
Orders of the Day discharged, 26, 52, 81, 161, 195, 205, 324, 346, 365, (3) 376, 391, 425, 432, 499, 500 (2), 501, 534 (2), 544, 575 (3), 576 (3).		
Order of the Day restored, 122, 170, 198, 430, 431, 445(2).		
Clerk reads report of Elections and Qualifications Committee, 34, 213, 306.		
Points of Order, 47, 72, 170, 174, 235, 246, 249, 319 (2).		
Rulings of Speaker, 47, 73, 170, 175, 191, 235, 246, 249, 319 (2).		
Motion made to read Bill 2° on future day, after motion for second reading having been negatived, 51.		
Bill ordered to be read a 2° "this day six months," 51 ; motion made, 534.		
Employment of Members of Parliament by the Government, 66, 113.		
Special Adjournment, 72, 105, 169, 252, 275, 289, 291, 361, 569, 576.		
Contingent Motions, 72, 261, 290, 356, 372, 416, 531.		
Motion made dissenting from Speaker's ruling, and withdrawn, 76.		
Recommittal of Bills, 76, 191, 209, 227, 289, 431, 510, 515, 571.		
Unavoidable absence of Mr. Speaker, 91.		
Clerk informs House of unavoidable absence of Mr. Speaker, 91.		
Mr. Driver, Chairman of Committees, takes Chair of House, 91.		

REFERENCES TO THE VOTES AND PROCEEDINGS—SESSION 1875-6.	PAPERS. VOL.	PAGE.
A		
ASSEMBLY—*continued.*		
Appointment of W. R. Piddington, Esquire, as Deputy Chairman of Committees, 94, 144.		
Council requests attendance of Member as witness, 99.		
Assembly assents to Member attending as witness, 99.		
Seat of the Honorable William Forster, 107.		
Standing Orders suspended, 110, 168 (3), 207, 238, 303, 371, 435, 494, 569.		
No quorum on division, 112, 328.		
Chairman reports no Quorum in Committee of the Whole, 114, 223, 242, 268, 346, 365 (2), 391 (2), 432 (3), 501, 560 (2).		
Previous question, 119, 128, 214, 249, 394, 431, 565.		
Special Report of Select Committee, 122.		
Vacant Seats, 128, 132, 243, 255, 316, 367.		
No Tellers on Division, 133, 243, 311, 339, 351, 391, 454.		
No report from Committee of the Whole, 166, 500, 560.		
Clerk reads entry respecting the Agreements Validating Bill, 170.		
Questions of Privilege, 174 (2).		
Clerk summoned, 199.		
Clerk reads entry referring Question of Privilege to Committee of Elections and Qualifications, 213.		
Precedence of Government business on Tuesday, 239.		
Chairman reports no Quorum in Committee of Supply, 249, 279.		
Speaker informs House of receipt of letter from Chief Commissioner of Insolvent Estates respecting insolvency of Hanley Bennett, Esquire, 295; declared by Mr. Greville to be the Member for Liverpool Plains, 315.		
Day fixed for 3° of Bill, after motion for 3° having been negatived, 299.		
Words of heat in Debate on "Surplus Revenue," 375.		
Proposed Vote of Thanks to Sir Daniel Cooper, 400.		
Motion made for Printing Committee and negatived, 430.		
Motion made (*Mr. Fitzpatrick*), respecting Administration of Public Affairs (want of confidence), and Debate adjourned, 478; Debate resumed, and House continued to sit until the hour fixed by Sessional Order for its meeting next day, 481; Order of the Day lapsed, 481.		
Continuous sitting of House, 481.		
Clerk reads letter of Acting Superintendent of Lunatic Asylum, Parramatta, 487.		
Ballot for Select Committee, 522.		
Rescission of order for printing papers, 531.		
Speaker lays on Table report of Auditor General on Public Accounts, for 1875, 539	2	679
Prorogation Speech, 582.		
Votes and Proceedings, Nos. 1 to 143	1	1
Business undisposed of at the close of the Session	1	585
Attendances of Members in Divisions and Counts-out during the Session	1	587
Business of the Session.	1	589
Weekly reports of Divisions in Committee of the Whole, Nos. 1 to 28	1	591
Weekly Abstract of Petitions received, Nos. 1 to 38	1	665
General Summary of Petitions	1	741
Alphabetical Register of Bills	1	755
Alphabetical Register of Addresses and Orders	1	757
Standing and Select Committees appointed during the Session	1	765
Explanatory Abstracts of sums Estimated and Voted	2	861
ASSESSMENT ON STOCK (See "STOCK.")		
ASYLUMS, GOVERNMENT (See also "LUNATIC ASYLUMS"):—		
Report from Manager of, relative to expenditure for 1875, laid on Table, 528	6	145
ATHEISTS EVIDENCE ADMISSION BILL:—		
Motion made (*Mr. Buchanan*) for leave to bring in, 149; presented and read 1°, 150; motion made for 2° and withdrawn, 195; Order of Day discharged and Bill withdrawn, 195.		
ATTENDANCES OF MEMBERS:—		
Return showing, in divisions and counts out, during the Session	1	587
ATTUNGA, RESERVE IN PARISH OF:—		
Motion made (*Mr. Bennett*) for correspondence, plans, &c., having reference to withdrawal of reserve, No. 16, County Inglis, 494; Return to Order laid on Table, 539	3	1293
AUCTION SALES OF PUBLIC LANDS:—		
Motion made (*Mr. W. H. Suttor*) respecting disposal of moneys derived from, and withdrawn, 93.		
AUDITOR GENERAL:—		
Papers relating to application for leave of absence, laid on Table, 195	2	369
AUSTRALIAN WINE SALES AMENDMENT BILL:—		
Motion made (*Mr. Jacob*) for leave to bring in, 15; presented and read 1°, 15; read 2°, committed, reported without amendment and Report adopted, 35; read 3° and sent to Council, 38; returned with amendments and amended title, 320; Order of the Day postponed, 346; amendments considered, 432; Chairman reports no quorum, 432 (3); House counted out, 432; Order of the Day restored, 445; amendments again considered, agreed to, disagreed to, and amended, 500; Message to Council, 504; Message from Council not insisting, and agreeing, 515; assent reported, 553.		
B		
BAILIFF AT TAMWORTH:—		
Correspondence respecting removal of, as Sheriff's Bailiff, at Tamworth laid on Table, 349; ordered to be printed, 357	6	949
BALANCES:—		
IN THE BANK OF NEW SOUTH WALES:—		
Correspondence respecting, laid on Table, 161	2	815
APPLICATION OF:—		
Minute of Governor authorizing, laid on Table by Speaker, 21, 105, 204, 205, 212, 235, 362	2	817, 829
BALLOTING FOR SELECT COMMITTEES:—		
Sessional Order passed, 9.		
Lunatic Asylum, Parramatta, 522.		
BAMFORD, MR. J. B. (See "VOLUNTEERS."		

REFERENCES TO THE VOTES AND PROCEEDINGS—SESSION 1875-6.	PAPERS. VOL.	PAGE.
B		
BANDO RUN :—		
Petition from conditional purchasers, Liverpool Plains, praying for revocation of Reserve on, presented, 85 ; ordered to be printed, 89	3	1289
BANK LIABILITIES AND ASSETS :—		
General Abstract of, for quarter ended 30 June, 1875, laid on Table, 24	2	831
Do. do. 30 September, 1875, do. 24	2	833
Do. do. 31 December, 1875, do. 204	2	835
Do. do. 30 June, 1876, do. 560	2	837
BANK OF NEW SOUTH WALES (See "FINANCE.")		
BANKING BUSINESS, GOVERNMENT :—		
Agreement for the conduct of, for three years from 30th June, 1876, laid on Table, 264 ; motion made (*Mr. Dibbs*) for Return showing particulars of, with Bank of New South Wales, 274 ; Return to Order laid on Table, 454 ; contingent motion moved (*Mr. Dibbs*) on motion for going into Committee of Supply, and by leave withdrawn, 290 ; motion made (*Mr. Stuart*) for Committee of the Whole to consider agreement with Bank of New South Wales, 303 ; House in Committee, 308, 319 ; Chairman reports points of order and Mr. Speaker's ruling thereon, 319 (2) ; House again in Committee and resolution reported, 325 ; Agreement again laid on Table, 336	2	805, 809, 813
Petition from Bank Managers of Sydney against the contract made by the Government, presented, 277 ; ordered to be printed, 289	2	811
BARRISTERS ADMISSION BILL :—		
Motion made (*Mr. Farnell*) for leave to bring in, 59 ; presented and read 1°, 75 ; Order of the Day for 2° postponed, 105, 145, 166 ; motion made for 2°, and House counted out, 184 ; Order of the Day restored, 198 ; further considered in Committee and reported with an amendment, 208 ; Report adopted, 216 ; read 3° and sent to Council, 227 ; returned with amendments, 320 ; amendments agreed to, 345 ; assent reported, 373.		
BATHURST HOSPITAL BILL :—		
Motion made (*Mr. Garrett*) for leave to bring in, 136 ; presented and read 1°, 140 ; Order of the Day postponed, 154, 157, 170 ; motion made for 2°, and Speaker ruled that Bill was a private Bill, and debate adjourned, 191 ; Order of the Day discharged, and Bill withdrawn, 205.		
BATHURST HOSPITAL BILL (No. 2) :—		
Petition presented (*Mr. Garrett*) from Trustees in favor of, 207 ; Standing Orders suspended to admit of introduction of Bill, 207 ; leave given to bring in 214 ; presented and read 1°, 214 ; referred to Select Committee, 222 ; Report brought up, 228 ; read 2°, committed, reported without amendment, and Report adopted, 269 ; read 3°, and sent to Council, 279 ; returned without amendment, 307 ; assent reported, 313	6	165
BATHURST MARKETS AMENDMENT BILL :—		
Petition from Borough Council of Bathurst, praying for leave to bring in, presented, 186 ; leave given, 190 ; presented and read 1°, 195 ; referred to Select Committee, 198 ; Report brought up, 227 ; read 2°, and committed, 268 ; Chairman reports no quorum, 268 ; Committee resumed, 268 ; Order of the Day postponed, 333 ; further considered in Committee, 365 ; Chairman reports no quorum, and House counted out, 365 ; Order of the Day restored, 380 ; Order of the Day postponed, 431 ; House again in Committee, 500 ; Order of the Day postponed, 535 ; Order of the Day discharged and Bill withdrawn, 575	6	785
BATHURST PRESBYTERIAN CHURCH TRUSTEES ENABLING BILL :—		
Petition presented (*Mr. Pilcher*) praying for leave to bring in, 93 ; leave given and read 1°, 96 ; referred to Select Committee, 100 ; Report brought up, 190 ; Order of the Day postponed, 215, 231, 268, 333, 351, 432, 536, 576	4	949
BATHURST SPECIAL JURY LIST (See "ADMINISTRATION OF JUSTICE.")		
BEER *v.* ALDERSON :—		
Motion made (*Mr. Sutherland*) for information, depositions, &c., having reference to the case of, and no Tellers for the Noes, 351 ; Return to Order laid on Table, 379.	2	165
BENNETT, HANLEY, ESQUIRE :—		
Speaker informs House of receipt of letter from Chief Commissioner of Insolvent Estates, respecting Insolvency of, 295 ; declared by Mr. Greville to be the Member for Liverpool Plains, 315 ; Seat declared vacant, 316 ; re-elected, 427 ; sworn, 436.		
BETTING HOUSES SUPPRESSION BILL :—		
Motion made (*Mr. Terry*) for leave to bring in, 11 ; presented and read 1°, 20 ; motion made for 2°, and debate adjourned, 35 ; motion again made and debate adjourned, 39 ; read 2°, and committed, 67 ; House again in Committee, 89 ; Order of the Day postponed, 94 ; House again in Committee and no quorum reported, 114 ; Committee resumed, 114 ; further considered in Committee, and reported with amendments, 145 ; Order of the Day postponed, 150 ; Report adopted, 184 ; motion made for 3°, and Bill re-committed, 209 ; reported 2°, with further amendments, and Report adopted, 209 ; read 3°, and sent to Council, 216 ; returned without amendment, 248 ; assent reported, 267.		
Petition from Young Men's Christian Association in favour of, presented, 66 ; ordered to be printed, 71.	6	821
BILLS :—		
Withdrawn, 52, 81, 161, 195, 205, 324, 346, 365(3), 376, 391, 425, 499, 500, 501, 534(2), 544, 575, 576 (2).		
Re-committed, 76, 191, 209, 227, 289, 431, 510, 515, 571.		
Alphabetical registers of	1	755
BLACK ROD :—		
Usher of, delivers message from Governor, 1, 582.		
BLAKE, MR. J. F. :—		
Motion made (*Mr. Hurley, Hartley*), for papers and reports in connection with the suspension of as land agent at Hay, 487.		
BLUE BOOK FOR 1875 :—		
Laid on Table, 405	3	1
BOLAND, MADELINE :—		
Motion made (*Mr. Macintosh*), for Applications, Correspondence, &c., having reference to a Conditional Purchase at Springwood, 276.		
BOMADERRY :—		
By-laws of Municipal District of, laid on Table, 2	4	787
BONDED WAREHOUSE AT DENILIQUIN :—		
Motion made (*Mr. Taylor*), for Correspondence between Messrs. M'Culloch & Co. and the Colonial Treasurer with regard to the opening of, 460 ; Return to Order laid on Table, 581.	3	885

REFERENCES TO THE VOTES AND PROCEEDINGS—SESSION 1875–6.	PAPERS. VOL	PAGE.
B		
BORDER DUTIES CONVENTION BILL :—		
Motion made (*Mr. Stuart*), Committee of the Whole, 384; Message from Governor, 387; House in Committee and resolution agreed to, 387; presented and read 1°, 387; read 2°, committed, reported without amendment, and Report adopted, 404; read 3° and sent to Council, 409; returned without amendment, 419; assent reported, 421	3	883
BOTANY WATERWORKS :—		
Motion made (*Mr. Sutherland*), for returns showing number of gallons pumped from, per month, 258; Return to Order laid on Table, 386	5	713
BRADY, MR. CHARLES :—		
Petition from in reference to production of Silk and Silkworm grain, presented, 356; ordered to be printed, 362	6	495
BRANDS ACT OF 1866 :—		
Report by Registrar on, and on the Bill framed for its amendment, laid on Table 194; referred to Select Committee on "Diseases affecting Live Stock," 258	5	985
BRIDGES :—		
JACKSON'S SWAMP :—		
Motion made (*Mr. Pilcher*), for Committee of the Whole to consider Address, 11; Order of the Day discharged, 26.		
ACROSS THE PARRAMATTA RIVER :—		
Motion made (*Mr. Farnell*), respecting invitation of tenders for construction of, and withdrawn, 51.		
OVER THE CAMPBELL RIVER :—		
Petition from residents of East and West Macquarie in favour of building of, presented, 288; ordered to be printed, 298	4	719
Contingent motion made (*Mr. Pilcher*), for Committee of the Whole, 416; Order of the Day postponed, 425; House in Committee and resolution agreed to, 461.		
OVER THE HARBOUR OF PORT JACKSON :—		
Motion made (*Mr. Farnell*), respecting Surveys and Examinations for, between Dawes's Point and Blue's Point, and withdrawn, 381.		
OVER THE HUNTER AT ABERDEEN :—		
Petition from Residents of Aberdeen and district, in favour of, presented, 399; ordered to be printed, 404	4	721
OVER WINBURNDALE RIVULET :—		
Motion made (*Mr. W. H. Suttor*), for Committee of the Whole, 476; House in Committee and resolution agreed to, 499.		
PENRITH :—		
Motion made (*Mr. J. S. Smith*), for abolition of Tolls on, and negatived by casting vote of Speaker, 506.		
BLACKMAN'S SWAMP CREEK :—		
Motion made (*Mr. Nelson*), for papers, petitions, &c., having reference to erection of 522; motion made (*Mr. Nelson*), for Committee of the Whole, 523; Return to Order laid on Table, 528; order for printing rescinded, 531; House in Committee and resolution agreed to, 535.		
FISH RIVER.		
Petition from Inhabitants of Mutton's Falls in favour of erection of, 528; ordered to be printed, 534	4	723
BROUGHTON CREEK AND BOMBADERRY :—		
By-laws of Free Public Library, laid on Table, 336	4	777
By-laws of Municipal District of, laid on Table, 2	4	787
BROWN, THOMAS, ESQ., M.P. (See also "PRIVILEGE" also "ELECTORAL") :—		
Question of privilege concerning seat of, referred to Elections and Qualifications Committee, 174; Report brought up, 213; seat of, for Electoral District of Hartley declared vacant, 243	1	777
BURNS, JOHN (See "POLICE.")		
BURRAWANG RUN, MR. FISHER'S :—		
Motion made (*Mr. McElhone*) respecting Reserves on, and House counted out, 466; motion again made and negatived, 505.		
BUSINESS :—		
DAYS :—		
Sessional Order passed, 8.		
OF THE SUPREME COURT :—		
Motion made (*Mr. Greville*) for Return showing number of cases and amount claimed, 12.		
UNDISPOSED OF AT THE CLOSE OF THE SESSION :—		
Return showing	1	585
OF THE SESSION :—		
Return showing	1	589
BY-LAWS :—		
Municipal District of Broughton Creek and Bomaderry, laid on Table, 2	4	787
Do. Forbes, do. 2	4	783
Do. Nowra, do. 2, 221	4	779, 781
Ulladulla Free Public Library, do. 7	4	775
North Illawarra Free Circulating Library, do. 7	4	769
Inverell Free Library and Reading Room, do. 7	4	771
Wollongong Free Circulating Library, do. 7	4	773
Public Vehicles Regulation Act of 1873, do. 15, 28, 71, 195, 487	6	983
Borough of Grafton, do. 108	4	791
Do. Randwick, do. 110, 195	4	793, 809
Municipal District of Yass, do. 183	4	811
Borough of Wagga Wagga, do. 264	4	813
Municipal District of Tenterfield, do. 264	4	815
University, do. 274, 415	5	267, 275
Municipal District of Leichhardt, do. 274	4	817
Borough of Wallsend, do. 278	4	819
Do. Redfern, do. 331	4	827
Broughton Creek and Bomaderry Free Public Library, do. 336	4	777
Goulburn Cattle Sale Yards, do. 444	5	1039
Borough of Waterloo, do. 465	4	829
Do. St. Leonards, do. 465	4	831
Municipal District of North Illawarra, do. 569	4	833
Borough of Marrickville, do. 575	4	835

REFERENCES TO THE VOTES AND PROCEEDINGS—SESSION 1875-6.	PAPERS. VOL.	PAGE.
B		
BY-LAWS (*continued*) :—		
Municipal District of M'Donald Town—Nuisances Prevention Act, laid on Table, 487	5	681
Borough of Newtown, Do. do. 487	5	683
Borough of Camperdown, Do. do. 487	5	679
Borough of Redfern, Do. do. 487	5	677
Borough of Darlington, Do. do. 554	5	685
Borough of Paddington, Do. do. 415	5	673
Borough of Woollahra, Do. do. 415	5	675
C		
CABLE BETWEEN NEW ZEALAND AND AUSTRALIA :—		
Agreement laid on Table, 65	6	179
CAFE'S CONDITIONAL PURCHASE :—		
Motion made (*Mr. McElhone*) for Papers respecting disputed selection of, between William Cafe, and James Morrison, 400.		
CAMDEN COLLEGE INCORPORATION BILL :—		
Received from Council and read 1°, 221 ; read 2°, 231 ; committed, reported without amendment, and Report adopted, 232 ; read 3°, and returned to Council, 235 ; assent reported, 258.		
CAMPERDOWN :—		
By-laws of Borough of, under Nuisances Prevention Act, laid on Table, 487	5	679
CARCOAR (See " ELECTORAL.")		
CASTING VOTE OF SPEAKER :—		
12, 133, 140, 141, 299, 332, 350(2), 357, 506.		
CATARACT RIVER (See " WATER SUPPLY.")		
CATTLE SALE YARDS ACT AMENDMENT BILL :—		
Motion made (*Mr. Farnell*) for Committee of the Whole, 222 ; House in Committee and resolution agreed to, 232 ; presented and read 1°, 253 ; Order of the Day postponed, 268, 333, 375, 410, 461, 498, 535.		
CEMENT, HYDRAULIC :—		
Motion made (*Mr. Cameron*) for Correspondence, &c., having reference to the granting of bonuses for the manufacture of, 513.		
CERTIFICATES OF COMPETENCY TO MASTERS, MATES, &c. :—		
Amended Order of Her Majesty in Council relating to, laid on Table, 409	6	739
CHAIRMAN OF COMMITTEES :—		
Election of Richard Driver, Esquire, 8.		
Commission to, as Deputy Speaker, 13.		
Reports point of Order arising in Committee of the Whole, 47, 235, 319(2).		
Takes Chair of House, 91.		
Appointment of W. R. Piddington, Esq., as Deputy, 94, 144.		
Reports point of order arising in Committee of Supply, 249.		
Reports no quorum in Committee of Supply, 249, 279.		
Reports no quorum in Committee of the Whole, 114, 184, 223, 242, 268, 346, 365(2), 391(2), 432(3), 501, 560(2).		
CHANDLER, MR. CHARLES :—		
Correspondence relating to the appointment of, as Assistant Postmaster at Tamworth, laid on Table, 183	6	71
CHARGES OF DRUNKENNESS :—		
Motion made (*Mr. Davies*) for Return showing number of, and House counted out, 276 ; motion again made, 349 ; Return to Order laid on Table, 396	2	187
CHEQUES AND DRAFTS AMENDMENT BILL :—		
Received from Council and read 1°, 122 ; Order of the Day for 2° postponed, 144, 161, 184 ; read 2°, committed, and reported with amendments, 200 ; Order of the Day postponed, 215, 231, 268, 333, 432, 536 ; Order of the Day discharged and Bill withdrawn, 576.		
Petition from Bank Managers against passing of Bill, presented, 213 ; Ordered to be printed, 222	6	823
CHIEF JUSTICE, PENSION OF THE LATE :—		
Motion made (*Mr. Farnell*) respecting, and House counted out, 316 ; motion again made, and negatived, 381.		
CHILDREN :—		
EMPLOYMENT OF :—		
Motion made (*Mr. W. H. Suttor*) for Select Committee to inquire into and report upon, 50 ; Committee authorized to make visits of inspection, 66 ; names added to Committee, 153 ; substitution of name on Committee, 234 ; motion made (*Mr. W. H. Suttor*) for Committee of the Whole to consider of Address for sum to defray expenses of witnesses before the Committee, 253 ; House in Committee and Resolution agreed to, 268 ; Progress Report brought up, 528	6	871
MORTALITY OF :—		
Motion made (*Mr. W. H. Suttor*) for Return showing, for the five years previous to 31 December, 1875, 198.		
CHIPLIN, JOHN, THE CASE OF :—		
Return to Address (*Session* 1875), laid on Table, 288	2	147
CHURCH AND SCHOOL LANDS ROADS ALIENATION BILL :—		
Motion made (*Mr. Meyer*) for leave to bring in, 183 ; presented and read 1°, 183 ; Order of the Day postponed, 208, 268, 333, 351 ; Order of the Day discharged and Bill withdrawn, 376.		
CIRCULAR QUAY :—		
Motion made (*Mr. Macintosh*) for tender of Mr. Charles Fowler for the first design for Wharfs at, 92 ; Return to Order laid on Table, 152	6	747
Petition from Mr. Charles Fowler, C.E., respecting his tender for Iron Wharf, presented, 370 ; ordered to be printed, 375	6	763
Correspondence between the late Secretary for Public Works and Mr. Norman Selfe, respecting increased wharfage accommodation at, laid on Table, 370	6	751
Plan showing proposed improvements, laid upon Table as an exhibit, 509.		
CIVIL SERVICE :—		
Motion made (*Mr. McElhone*) for Return showing appointments and promotions of persons related to Members of the Ministry, 133.		

REFERENCES TO THE VOTES AND PROCEEDINGS—SESSION 1875-6.	PAPERS. VOL.	PAGE.
C		
CIVIL SERVICE (*continued*) :—		
MR. FINLAY M'MARTIN :—		
Motion made (*Mr. Davies*) for Correspondence on the subject of the promotion of, to the Police Department, 252 ; Return to Order laid on Table, 331 ; motion made for further Correspondence, 429 ; further Return laid on Table, 560	2	377, 383
TRAVELLING ALLOWANCES :—		
Return showing scale of authorized charges, laid on Table, 278	2	371
AUDITOR GENERAL :—		
Papers relating to leave of absence laid on Table, 195	2	369
SALARIES OF THE CIVIL SERVANTS :—		
Motion made (*Mr. Taylor*) for Committee of the Whole to consider question of refunding deductions made in 1871 and 1872, and negatived, 332.		
CLERKS IN LANDS DEPARTMENT PAID FROM VOTE FOR EXTRA CLERICAL ASSISTANCE :—		
List of, laid on Table, 341	2	373
GOVERNMENT OFFICERS AS DIRECTORS OF COMPANIES :—		
Motion made (*Mr. McElhone*) against, previous question moved and withdrawn, 394 ; motion carried as amended, 395.		
RAILWAY TRAFFIC BRANCH :—		
Return showing particulars of service of Clerks employed in, laid on Table, 581	2	375
CLAIMS AGAINST THE CROWN ACT :—		
Despatch respecting Royal assent to, laid on Table, 92	2	33
CLAIMS AGAINST THE COLONIAL GOVERNMENT BILL :—		
Motion made (*Mr. Terry*) for Committee of the Whole, 105 ; House in Committee and Resolution agreed to, 115 ; presented and read 1°, 115 ; Message from Governor, 144 ; read 2°, committed, reported with amendments and an amended title, 145 ; Report adopted, 150 ; read 3° and sent to Council, 161 ; returned with amendments, 187 ; amendments agreed to, 200 ; assent reserved, 237.		
CLARENCE ELECTORATE SUB-DIVISION BILL :—		
Motion made (*Mr. Bawden*) for leave to bring in, 324 ; presented and read 1°, 324 ; motion for 2° negatived, Order of the Day discharged, and Bill withdrawn, 346.		
CLARENCE RIVER :—		
Petition from farmers, shippers, and others, respecting obstructions to, presented, 307 ; ordered to be printed, 310	6	735
Do., Ulmarra, do., do., 315 ; ordered to be printed, 318	6	733
CLERK OF ASSEMBLY :—		
Reads Proclamation opening the Session, 1.		
Reads Address in reply to Governor's Opening Speech, 4.		
Reads Petition, 8, 186, 342, 416, 454, 528, 565.		
Reads Deputy Speaker's Commission, 13.		
Swears Members of Committee of Elections and Qualifications, 16, 17, 18, 191.		
Reads Report of Committee of Elections and Qualifications, 34, 213, 306.		
Informs House of unavoidable absence of Mr. Speaker, 91.		
Reads entry respecting Agreements Validating Bill, 170.		
Summoned, 199.		
Reads entry referring Question of Privilege to Committee of Elections and Qualifications, 213.		
Reads letter of Acting Superintendent of Parramatta Lunatic Asylum, 487.		
CLIFTS RUNS (See "RESERVES.")		
COAL :—		
Application to mine for under Sydney, laid on Table, 528	4	759
COAL FIELDS ON LAND HELD BY MESSRS. GARRETT AND GREVILLE :—		
Contingent motion made (*Mr. Greville*) for Select Committee to inquire into the circumstances attending the obtaining, alteration, and circulation of a Report, under the hand of the Examiner of Coal Fields, 532 ; Petition from E. Greville, Esquire, praying to be heard by Counsel before the Committee, presented, 539 ; prayer of Petition complied with, and Petition referred to Committee, 539 ; name of Mr. Davies substituted for that of Mr. Greville on the Committee, 540 ; Report brought up, 575	4	725
COAL MINES REGULATION BILL :—		
Motion made (*Mr. Lucas*) for Committee of the Whole, 8 ; House in Committee, and resolution agreed to, 16 ; presented and read 1°, 16 ; read 2°, and committed, 28 ; House again in Committee, 32, 42, 44 ; Message from Governor, 56 ; Order of the Day postponed, 111, 122 ; further considered in Committee, 170, 187 ; reported with amendments, and Report adopted, 187 ; motion made for 3°, and Bill recommitted, 191 ; reported 2° with further amendments, and again recommitted, 191 ; reported 3° with a further amendment, and Report adopted, 191 ; read 3° and sent to Council, 199 ; returned with amendments, 288 ; House in Committee, and amendments agreed to, 318 ; assent reported, 339	4	761
Petition from Miners, Illawarra, in favour of, presented, 118 ; ordered to be printed, 122	4	763
Petition from Miners and others, Hunter River District, in favour of, presented, 153 ; ordered to be printed, 157	4	765
COAL SHIPPING AND TRIMMING AT NEWCASTLE :—		
Petition from Merchants and others respecting regulations for, presented, 274 ; ordered to be printed, 289	4	767
COAL USED FOR RAILWAY PURPOSES :—		
Motion made (*Mr. Scholey*) for quantity consumed on Northern Line, 66 ; Return to Order laid on Table, 96 ; referred to Select Committee on the subject, 194	4	465
Motion made (*Mr. Nelson*) for Tenders, Reports, Minutes, &c., having reference to supply of Coal for the Southern and Western Railways, 183 ; Return to Order laid on Table, 212 ; referred to Select Committee, 278	4	471
Motion made (*Mr. Scholey*) for Select Committee to inquire into and Report on, for the Western, Southern, and Northern Lines, 183 ; Papers referred, 194 ; Report brought up, 460 ; motion made for adoption of Report, and debate adjourned, 487 ; resumed, and House counted out, 506 ; motion again made, 540 ; motion made (*Mr. Cameron*) for rescission of Resolution adopting Report, 566 ; motion made (*Mr. Scholey*) for Committee of the Whole to consider of sum for payment of witnesses, 307 ; House in Committee, and Resolution agreed to, 311	4	485
COLLETT, PIERCE :—		
Motion made (*Mr. McElhone*) for papers and documents having reference to the change of venue in case of, 183 ; Return to Address laid on Table, 274	2	137
COLOMBO CREEK (See "YANKO CREEK.")		

REFERENCES TO THE VOTES AND PROCEEDINGS—SESSION 1875-6.	PAPERS. VOL.	PAGE.
C		
COLONIAL AGENT GENERAL (See "AGENT GENERAL.")		
COLONIAL DISTILLATION ACT (See "DISTILLATION ACT.")		
COLONIAL DISTILLED SPIRITS (See "SPIRITS.")		
COLONIAL TREASURER (See also "FORSTER, THE HON. WILLIAM"):—		
Papers relating to mission of, to England, laid on Table, 2	2	3
Motion made (*Mr. Parkes*) for minutes, despatches, letters, &c., having reference to mission of, to England, and particulars of services rendered by, 315; Return (*in part*) to Address, laid on Table, 472	2	5
COLONIAL WINE:—		
Correspondence respecting strength of New South Wales, laid on Table, 2	6	499
Ditto ditto South Australia, laid on Table, 2	6	503
Return showing quantity of, imported from South Australia, by way of the River Murray, during 1875, laid on Table, 539	6	519
COMERONG ISLAND:—		
Motion made (*Mr. Cameron*) for applications having reference to unalienated land at, 149; Return in part to Order, laid on Table, 327; further Return laid on Table, 327	3	1241, 1247
COMMISSIONERS UNDER THE LANDS ACTS AMENDMENT ACT:—		
Return in part respecting appointments of, laid on Table, 337; Final Return laid on Table, 370	3	1263, 1267
COMMITTEE OF ELECTIONS AND QUALIFICATIONS (See "ELECTORAL.")		
COMMITTEES, SELECT (See "REPORTS.")		
COMMON LODGING-HOUSES:—		
Motion made (*Mr. Cameron*) for Select Committee to inquire into management and sanitary condition of, 214; Report brought up, 522; adopted, 540	6	845
Petition from Citizens of Sydney respecting regulation of, and suppression of Chinese atrocities, presented, and read by Clerk, 565; ordered to be printed, 569	6	869
COMPANIES ACT AMENDMENT BILL:—		
Received from Council and read 1°, 361; read 2°, committed, reported without amendment, and Report adopted, 409; read 3°, 425; returned to Council, 426; assent reported, 449.		
Petition from E. L. Fattorini, praying to be heard by Counsel at the Bar of the House against passing of, presented, 415; ordered to be printed, 418	6	835
Motion made (*Mr. Cohen*) to grant prayer of Petition, and withdrawn, 431.		
CONDITIONAL PURCHASES (See "CROWN LANDS.")		
CONNOLLY'S SELECTION ON ROBERTSON'S RUN:—		
Motion made (*Mr. McElhone*) for Papers and Correspondence respecting, and also respecting Alexander Campbell's Selection, 29; Return to Order laid on Table, 336	3	1191
CONSOLIDATED REVENUE FUND BILL:—		
Standing Orders supended, 110; presented, read 1°, 2°, committed, reported without amendment, Report adopted, read 3°, and sent to Council, 111; returned without amendment, 111; assent reported, 113.		
CONSOLIDATED REVENUE FUND BILL (No. 2):—		
Standing Orders suspended, 168; presented, read 1°, 2°, committed, reported without amendment, Report adopted, read 3°, and sent to Council, 170; returned without amendment, 174; assent reported, 181.		
CONSOLIDATED REVENUE FUND BILL (No. 3):—		
Standing Orders suspended, 238; presented and read 1°, 2°, committed, reported without amendment, Report adopted, read 3°, and sent to Council, 239; returned without amendment, 240; assent reported, 243.		
CONSOLIDATED REVENUE FUND BILL (No. 4):—		
Standing Orders suspended, 303; presented and read 1°, read 2°, committed, reported without amendment, Report adopted, read 3°, and sent to Council, 304; returned without amendment, 307; assent reported, 309.		
CONSOLIDATED REVENUE FUND BILL (No. 5):—		
Standing Orders suspended, presented and read 1°, read 2°, committed, reported without amendment, Report adopted, read 3°, and sent to Council, 371; returned without amendment, 372; assent reported, 379.		
CONSOLIDATED REVENUE FUND BILL (No. 6):—		
Standing Orders suspended, 435; presented and read 1°, read 2°, committed, reported without amendment, Report adopted, read 3°, and sent to Council, 436; returned without amendment, 438; assent reported, 444.		
CONSOLIDATED REVENUE FUND BILL (No. 7):—		
Standing Orders suspended, 494; presented and read 1°, read 2°, committed, reported without amendment, Report adopted, read 3°, and sent to Council, 495; returned without amendment, 510; assent reported, 522.		
CONTAGIOUS DISEASES PREVENTION BILL:—		
Motion made (*Mr. Farnell*) for Committee of the Whole, 21; House in Committee and resolution agreed to, 25; presented and read 1°, 26; read 2° and committed, 38; Speaker ruled that Bill involved expenditure from the public revenue, and should have been recommended by Message from the Governor, 47; motion made (*Mr. Farnell*) dissenting from Speaker's ruling and withdrawn, 76; Order of the Day discharged and Bill withdrawn, 81.		
CONTAGIOUS DISEASES PREVENTION BILL (No. 2):—		
Presented (*Mr. Farnell*) and read 1°, 128; motion made (*Mr. Farnell*) for Committee of the Whole to consider of an Address to the Governor for Message recommending provision for working of, 132; House in Committee and Resolution agreed to, 145; Message from Governor, 160; Order of the Day for 2° postponed, 161; motion made for 2° and debate adjourned, 166; Order of the Day postponed, 200; read 2°; Message referred to Committee and committed, 242; Chairman reported no quorum in Committee and House counted out, 242.		
CONTEMPTS BEFORE JUSTICES PUNISHMENT BILL:—		
Motion made (*Mr. Jacob*) for leave to bring in, 17; presented and read 1°, 17; read 2°, 46; committed, reported with amendments, and Report adopted, 47; Order of the day for 3° postponed, 67; motion made for 3° and debate adjourned, 77; Order of the Day postponed, 115, 145, 166; motion again made for 3° and Bill recommitted, 227; reported 2°, with further amendments, 227; Report adopted, 267; Order of the Day postponed, 333; motion made for 3° and negatived, 350; motion made for discharge of Order of the Day, and Speaker gave casting vote with the Noes, 350; Order of the Day for 3° restored, 430; read 3° and sent to Council, 499; returned with amendments, 555; Order of the Day discharged and Bill withdrawn, 576.		
CONTINGENT MOTIONS:—		
On motion for going into Committee of Ways and Means, 72.		
On motion for going into Committee of Supply, 261, 290, 356, 372, 416, 531.		

REFERENCES TO THE VOTES AND PROCEEDINGS—SESSION 1875-6.	PAPERS. VOL.	PAGE.
C		
CONTRACTORS DEBTS BILL:— Motion made (*Mr. W. H. Suttor*) for leave to bring in, 540; presented and read 1°, 540.		
COOGEE, SEA-WALL AT:— Motion made (*Mr. Macintosh*) for Correspondence having reference to the erection of, 132; Return to Order laid on Table, 212	6	765
COOK'S STATUE:— Instructions to Colonial Treasurer respecting selection of sculptor, laid on Table, 15	6	979
COOMA ROMAN CATHOLIC CHURCH TRUSTEES BILL:— Petition presented (*Mr. Montague*) praying for leave to bring in, 165; Standing Orders suspended, 168; presented and read 1°, 169; referred to Select Committee, 173; Report brought up, 190; read 2°, committed, reported without amendment, and Report adopted, 208; read 3°, and sent to Council, 214; returned without amendment, 238; assent reported, 248	4	959
COOPER, SIR DANIEL:— Motion made (*Mr. Robertson*) for Thanks of House to, for services rendered in England in the interest of the Colony, and withdrawn, 400.		
COPYRIGHT BILL:— Motion made (*Mr. Macintosh*) for leave to bring in, 248.		
CORONERS INQUESTS:— Return to Order (*Session* 1875) laid on Table, 7	2	65
Motion made (*Mr. Scholey*) for Return showing number of held, 56; Return to Order laid on Table, 157	2	67
CORONER FOR M'GUIGAN'S LEAD DISTRICT:— Motion made (*Mr. Buchanan*) for Report of Bench of Magistrates on the application of Mr. H. Margules to be appointed as, 183; Return to Address laid on Table, 274	2	73
COSGROVE AND PARTY *v.* CARTER:— Motion made (*Mr. Terry*) for correspondence, &c., with reference to disputed case of on Joadja Creek, 248; Return to Order laid on Table, 267; further Return laid on Table, 274; motion made to refer case to Select Committee, and to refer both Returns to the Committee, and debate adjourned, 275; Order of the Day read for the resumption of the debate, and House counted out, 311	2	1015, 1037
COSGROVE *v.* MACPHERSON:— Papers in disputed gold lease applications laid on Table, 444	2	951
CORPORATION OF SYDNEY (See "MUNICIPAL COUNCIL OF SYDNEY.")		
COUNCIL (See "LEGISLATIVE COUNCIL.")		
COURTS OF INQUIRY UNDER LANDS ACTS AMENDMENT ACT:— Return respecting, laid on Table, 341	3	1269
COURTS OF PETTY SESSIONS:— Motion made (*Mr. T. G. Dangar*) for Return showing particulars of, 379.		
COWPER, WIDOW OF THE LATE SIR CHARLES:— Motion made (*Mr. Davies*) for Committee of the Whole for Address for sum as gratuity to, 18; negatived, 21.		
CREER, MR.:— Motion made (*Mr. McElhone*) respecting appointment of as arbitrator for the Government, and negatived, 445.		
CRIME PROSECUTION BILL:— Motion made (*Mr. Buchanan*) for leave to bring in, 8; presented and read 1°, 8; motion made for 2° and negatived, 21; motion made (*Mr. Buchanan*) to read Bill 2° on future day and negatived, 51; ordered to be read 2° "this day six months," 51; Order of the Day postponed. 425, 500; motion again made for 2°, and negatived, 534; Order of the Day discharged, and Bill withdrawn, 534.		
CRONIN, MR. JEREMIAH (See "EDUCATION.")		
CROWN LANDS:—		
REGULATIONS:— Under Acts Amendment Act of 1875 laid on Table, 2	3	889
RESERVED FOR WATER SUPPLY, &c.:— Abstract of, laid on Table, 7, 96, 124, 194, 274, 336, 400, 465, 522	3	1305, 1337
DEDICATED TO RELIGIOUS AND PUBLIC PURPOSES:— Abstract of, laid on Table, 7, 75, 124, 194, 336, 465, 522	3	1339, 1351
SITES FOR CITIES, TOWNS, AND VILLAGES:— Abstract of, laid on Table, 7, 124, 274, 336, 465	3	1353, 1361
RESERVES IN THE UPPER HUNTER ELECTORATE:— Motion made (*Mr. McElhone*) for Return showing, 14.		
RENTS OF RUNS:— Motion made (*Mr. McElhone*) respecting, 14.		
MEMBERS OF THE LEGISLATIVE ASSEMBLY AS LAND AGENTS:— Motion made (*Mr. McElhone*) respecting, and debate adjourned, 16; debate resumed, 25; motion negatived, 26.		
CONDITIONAL PURCHASE ON COOMOOCOOMOO STATION:— Motion made (*Mr. McElhone*) for correspondence respecting Jamison's selection on, 24; Return to Order laid on Table, 291	3	1231
MRS. CONNOLLY'S SELECTION ON ROBERTSON'S RUN:— Motion made (*Mr. McElhone*) for papers and correspondence respecting, and also respecting Alexander Campbell's selection, 29; Return to Order laid on Table, 336	3	1191
HELD UNDER LEASE OR LICENSE:— Return (in part) to Order (*Session* 1875) laid on Table, 44; ordered to be printed, 51; further Return laid on Table, 230	3	903, 1033
RESERVE ON BANDO RUN:— Petition from conditional purchasers, Liverpool Plains, praying for revocation of, presented, 85; ordered to be printed, 89	3	1289
INTEREST DUE ON CONDITIONAL PURCHASES:— Return to Order (*Session* 1875) laid on Table, 89	3	1119
CONDITIONAL PURCHASES IN THE PARISH OF SOUTHEND:— Motion made (*Mr. Stephen Brown*) for correspondence, &c., relating to the application for, by Messrs. Allen, Hay, and Piddington, 92; Return to Order laid on Table, 302	3	1143
M'CARTHY'S CONDITIONAL PURCHASE, LIVERPOOL PLAINS:— Motion made (*Mr. McElhone*) for Return shewing dates of entry in office books of selection disputed by Margaret Darcy, 93; Return to Order laid on Table, 194	3	1167

REFERENCES TO THE VOTES AND PROCEEDINGS—SESSION 1875-6.	PAPERS. VOL.	PAGE.
C		
CROWN LANDS (*continued*) :—		
AUCTION SALES OF PUBLIC LANDS :—		
Motion made (*Mr. W. H. Suttor*) respecting disposal of moneys derived from, and withdrawn, 93		
CONDITIONAL PURCHASES AT PORT HACKING CREEK :—		
Petition from Henry Wilson and Michael Cawley, respecting deprivation of, presented, 110; ordered to be printed, 114; referred to Select Committee, 275; Report brought up, 491	3	1207, 1209
PUBLIC LANDS SOLD IN THE DISTRICTS OF ALBURY, COROWA, &c. :—		
Motion made (*Mr. Piddington*) for Return showing quantity of, sold by the Government from 1871 to 1875, 118.		
LAND TAKEN UP BY MESSRS. PARKES AND SUTHERLAND :—		
Motion made (*Mr. Gray*) for applications for the lease or purchase of in the Kiama and Shoalhaven Districts, 119; Return to Order laid on Table, 230	2	973
MINISTERS WHO HAVE TAKEN UP LANDS :—		
Return showing names of, since the introduction of Responsible Government, laid on Table, 124...	3	1155
INSPECTORS OF CONDITIONAL PURCHASES :—		
Motion made (*Mr. Taylor*) for copies of Circulars issued to, 132; Return to Order laid on Table, 213	3	1135
MR. M'DONALD, LAND AGENT, TAMWORTH :—		
Motion made (*Mr. McElhone*) for papers in reference to charges made against, and no tellers for the Noes on Division, 133; Return to Order laid to Table, 165	3	1169
RESERVES ON THE MESSRS. CLIFTS RUNS :—		
Returns showing, laid on Table, 140, 565	3	1227, 1229
COMERONG ISLAND :—		
Motion made (*Mr. Cameron*) for applications having reference to unalienated land at, 149; Return (in part) to Order laid on Table, 327; Further Return laid on Table, 327.....	3	1241, 1247
RESERVES ON THE MESSRS. WHITE'S STATIONS :—		
Motion made (*Mr. McElhone*) for Return showing, and the number of forfeited conditional purchases on, 149.		
ALIENATED, PORT JACKSON :—		
Motion made (*Mr. Macintosh*) for Return showing alignment or limit line of, 166.		
RESERVES ON THE MESSRS. DANGAR'S STATIONS :—		
Motion made (*Mr. McElhone*) for Return showing, 213.		
RAINES'S SELECTION AT MOUNT GIPPS :—		
Return to Order (*Session* 1875) laid on Table, 245	3	1177
JAMES FREW :—		
Petition from, respecting his conditional purchase at Port Hacking, presented, 267; ordered to be printed, 275; referred to Select Committee on Petition of Wilson and Cawley, 307	3	1225
YANKO CREEK RESERVE :—		
Motion made (*Mr. Piddington*) for reports, letters, &c., in connection with, 275.		
Petition from the Jerilderie Farmers and Traders Association praying for cancellation of, presented, 349; ordered to be printed, 356	3	1283
Petition from Murray District Selectors Association praying for cancellation of, presented, 365; ordered to be printed, 371	3	1287
Motion made (*Mr. McElhone*) for cancellation of, 395.		
Return of all lands alienated on, laid on Table, 404	3	1285
CONDITIONAL PURCHASE MADE BY MADELINE BOLAND :—		
Motion made (*Mr. Macintosh*) for applications, correspondence, &c., having reference to. at Springwood, 276.		
REFUND OF MONEY TO CONDITIONAL PURCHASERS :—		
Motion made (*Mr. McElhone*) respecting and by leave withdrawn, 276.		
DISTRICT MAPS :—		
Motion made (*Mr. McElhone*) for distribution of, showing land alienated and unalienated, and by leave withdrawn, 316.		
ROADS THROUGH :—		
Motion made (*Mr. McElhone*) in favour of proclaiming and surveying, and negatived by casting vote of Speaker, 332.		
COMMISSIONERS UNDER THE LANDS ACTS AMENDMENT ACT :—		
Return (*in part*) respecting appointments of, laid on Table, 337; Final Return laid on Table, 370	3	1263, 1267
COURTS OF INQUIRY UNDER THE LANDS ACTS AMENDMENT ACT :—		
Return respecting laid on Table, 341	3	1269
CLOSING OF STREETS ON :—		
Opinion of Attorney General on, laid on Table, 365	3	1275
SALE BY AUCTION OF PUBLIC LANDS :—		
Motion made (*Mr. McElhone*) respecting, and withdrawn, 381.		
RESERVES ON :—		
Motion made (*Mr. McElhone*) for Return showing, 394.		
RESERVES ON MR. FISHER'S BURRAWANG RUN :—		
Motion made (*Mr. McElhone*) respecting, and House counted out, 466; Motion again made and negatived, 505.		
CAFE'S CONDITIONAL PURCHASE :—		
Motion made (*Mr. McElhone*) for papers respecting disputed selection of, between William Cafe and James Morrison, 400.		
MR. MAURICE LYNCH :—		
Petition from, respecting land conditionally purchased by, presented, 487; ordered to be printed, 491	3	1281
MR. J. F. BLAKE, LAND AGENT AT HAY :—		
Motion made (*Mr. Hurley, Hartley*), for papers and reports in connection with the suspension of, 487.		
ARMSTRONG AND BROUGHTON'S CONDITIONAL PURCHASE AT GUNDAGAI :—		
Motion made (*Mr. J. Watson*) for applications, descriptions, &c., having reference to, 487.		
LAND SOLD TO MR. RICHARD DINES :—		
Motion made (*Mr. Bennett*) for correspondence relating to the conditional purchases of R. Gordon and R. Powell, 487.		
CONDITIONAL PURCHASE MADE BY HENRY DEONG :—		
Motion made (*Mr. Jacob*) for correspondence, &c., having reference to, 494.		
CONDITIONAL PURCHASE MADE BY JOSIAH PITTY :—		
Correspondence respecting forfeiture of, laid on Table, 539.....	3	1159
SURVEY OF, FOR AUCTION SALE :—		
Motion made (*Mr. Bennett*), for suspension of, for twelve months, and withdrawn, 540.		

REFERENCES TO THE VOTES AND PROCEEDINGS—SESSION 1875-6.	PAPERS. VOL.	PAGE.
C		
CROWN LANDS—*continued.*		
WATER SUPPLY IN PASTORAL DISTRICTS :—		
Motion made (*Mr. Farnell*), for minutes having reference to, 540.		
MR. ARGENT, INSPECTOR OF CONDITIONAL PURCHASES :—		
Motion made (*Mr. Bennett*), for copies of memos. having reference to employment of Solicitor by, 560.		
ARMSTRONG'S CONDITIONAL PURCHASES (See "ARMSTRONG AND BROUGHTON'S CONDITIONAL PURCHASE, AT GUNDAGAI.)"		
Motion made (*Mr. Farnell*), for applications, descriptions, &c., having reference to, 569.		
INSTRUCTIONS TO LICENSED SURVEYORS UNACTED ON :—		
Return shewing number of, laid on Table, 575	3	1139
CURATOR OF INTESTATE ESTATES :—		
Return respecting Commission received by, laid on Table, 374	6	953
D		
DARLING HARBOUR :—		
Motion made (*Mr. Hurley, Hartley*) respecting Dredging Operations at, and erection of Steam Cranes, and withdrawn, 466.		
DARLINGTON :—		
By-Laws of Borough of, under Nuisances Prevention Act, laid on Table, 554	5	685
DAW, JAMES :—		
Petition from, respecting the Discovery of Tin, presented, 35 ; ordered to be printed, 38 ; motion made (*Mr. Macintosh*) for Committee of the Whole to consider petition, and debate adjourned, 120 ; Order of the Day postponed, 145 ; motion made for adjournment of debate, and House counted out, 162	2	1063
DAY, GEORGE, ESQUIRE :—		
Leave of absence to, 28.		
DAY OF HUMILIATION AND PRAYER :—		
Motion made (*Mr. Shepherd*) for setting apart, 248 ; previous question moved, and passed in the negative, 249.		
DEAN, MR. :—		
Correspondence respecting removal of, as Sheriff's Bailiff at Tamworth, laid on Table, 349 ; ordered to be printed, 357	6	949
DEDICATED CROWN LANDS RESUMPTION BILL :—		
Motion made (*Mr. Garrett*), for leave to bring in, 491 ; presented, and read 1°, 498 ; read 2°, committed, reported with an amendment, and Report adopted, 510 ; recommitted, reported 2° with a further amendment, and Report adopted, 515 ; read 3°, and sent to Council, 529 ; returned without amendment, 570 ; assent reported, 577.		
DENILIQUIN BONDED WAREHOUSE :—		
Motion made (*Mr. Taylor*), for correspondence between Messrs. M'Culloch & Co. and the Colonial Treasurer with regard to the opening of, 460 ; Return to Order laid on Table, 581	3	885
DENOMINATIONAL SCHOOLS (See "EDUCATION.")		
DEONG, HENRY :—		
Motion made (*Mr. Jacob*), for correspondence, &c., having reference to conditional purchase made by, 494.		
DEPUTY CHAIRMAN OF COMMITTEES :—		
Appointment of W. R. Piddington, Esq., 94, 144.		
DEPUTY SPEAKER'S COMMISSION TO ADMINISTER THE OATH :—		
Receipt of reported by Speaker, and read by Clerk, 13.		
DESPATCHES :—		
Conveying thanks for aid in connection with the establishment of the Government of Fiji, laid on Table, 2	2	1
Claims against the Crown Act, laid on Table, 92	2	33
Sydney Branch Royal Mint, laid on Table, 190	6	947
Proposed Annexation of New Guinea, laid on Table, 365	2	35
Commissions appointing Lieutenant-Governor, and Administrator of the Government, laid on Table, 205	2	17
DINES, MR. RICHARD :—		
Motion made (*Mr. Bennett*) for correspondence relating to the conditional purchases of R. Gordon and R. Powell, sold to, 487.		
DIRECTORY, GREVILLE'S :—		
Return showing number of copies of, purchased by the Government for distribution, laid on Table, 365	6	977
DISEASES AFFECTING LIVE STOCK (See "LIVE STOCK.")		
DISEASES IN SHEEP ACT (See "LIVE STOCK.")		
DISEASES IN SHEEP ACT AMENDMENT BILL :—		
Motion made (*Mr. Garrett*) for leave to bring in, 415 ; presented and read 1°, 416 ; read 2°, committed, reported without amendment, and Report adopted, 419 ; read 3° and sent to Council, 424 ; returned with amendments, 454 ; amendments agreed to and Message to Council, 455 ; assent reported, 465.		
DISTILLATION ACT, COLONIAL :—		
Motion made (*Mr. Jacob*) for Report of Chief Inspector of Distilleries on working of, 58 ; Return to Order and laid on Table, 190	6	517
DISTILLED SPIRITS, COLONIAL :—		
Return to Order (*Session* 1875) laid on Table, 15	6	515
DISTRICT COURTS ACTS AMENDMENT BILL :—		
Motion made (*Mr. R. Forster*) for leave to bring in, 46 ; presented and read 1°, 46 ; Order of the Day for 2° postponed, 77, 115, 145, 184, 242, 268, 333 ; Order of the Day discharged and Bill withdrawn, 365.		
DISTRICT COURTS ACT AMENDMENT BILL (No. 2) :—		
Motion made (*Mr. Greville*) for leave to bring in, 105 ; presented and read 1°, 105 ; Order of the Day for 2° discharged and Bill withdrawn, 161.		
DISTRICTS COURTS ACT AMENDMENT BILL (No. 3) :—		
Motion made (*Mr. Greville*) for Committee of the Whole, 166 ; House in Committee and resolution agreed to, 184 ; presented and read 1°, 198 ; Message from Governor, 204 ; Order of the Day postponed, 242, 268, 333 ; Order of the Day discharged and Bill withdrawn, 365.		
DISTRICT COURTS ACT OF 1858 :—		
Returns under 103rd section of, laid on Table, 429	2	219

REFERENCES TO THE VOTES AND PROCEEDINGS—SESSION 1875-6.	PAPERS. VOL.	PAGE.
D		
DISTRICT COURT SUMMONSES:—		
Motion made (*Mr. Scholey*) for Return showing number of, granted, 56; Return to Order laid on Table, 99	2	217
DISTRICT MAPS (See "CROWN LANDS.")		
DIVISIONS:—		
IN THE HOUSE:—		
Questions and Answers (Sessional Order), 18.		
Adjournment of Debate, 35, 39, 86, 108 (2), 111, 133, 217, 246, 290, 420, 478, 481 (2), 500, 501, 535.		
Postponement of Order of the Day, 39.		
Special Adjournment, 72, 169, 252 (3), 275, 289, 291, 362 (2), 569.		
Meeting of the House (Sessional Order), 76.		
No Quorum on, 112, 328.		
Previous Question, 119, 128, 215, 249, 431, 565.		
Adjournment of House, 129, 153, 161, 176, 195, 230, 337, 346, 351, 376 (2), 419, 501.		
No Tellers for, 133, 243, 311, 339, 351, 391, 454.		
Casting Vote of Speaker, 12, 133, 140, 141, 299, 332, 350 (2), 357, 506.		
Duration of the Session, 12.		
Assessment on Stock—Rents of Runs, 14.		
Expenditure on main and minor Roads, 18.		
Crime Prosecution Bill, 21, 51, 534.		
Widow of the late Sir Charles Cowper, 21.		
Meeting of Parliament, 25.		
Members of the Legislative Assembly as Land Agents, 26 (2).		
Betting Houses Suppression Bill, 35, 39, 67, 184, 216.		
Contagious Diseases Prevention Bill, 39 (2).		
Contempts before Justices Punishment Bill, 46, 267, 350 (2), 430, 499.		
Married Women's Property Bill, 52.		
Secret Bills of Sale Act Amendment Bill, 52.		
Duty on Gold Abolition Bill, 89, 94.		
Teachers and Officers under Council of Education, 93.		
Ways and Means (Mr. Parkes's Contingent Motion), 86, 100.		
The Honorable William Forster, 108 (3).		
Agreements Validating Bill, 111, 112, 125, 137, 140, 141, 170, 175 (2).		
History in Public Schools (*previous question*), 119.		
Vacant Seat of the Honorable William Forster (*previous question*), 128.		
Appointments to the Civil Service, 133.		
Recognition of Public Services of John Dunmore Lang, 133.		
Mr. Montague Levy, 140.		
Atheists Evidence Admission Bill, 150.		
Summary Recovery of Money for Labour Bill, 161.		
Animals Protection Bill, 184, 535.		
Public Schools Act Amendment Bill, 186 (2), 222.		
Northumberland Electorate Increased Representation Bill, 199, 215 (2), 227, 299, 324 (2).		
Case of Mr. J. B. Bamford, 208, 228 (2).		
Public Vehicles Regulation Bill, 209.		
The Legislative Council (*previous question*), 215.		
Sale of Liquors Licensing Act Amendment Bill, 217.		
Gunpowder and Explosive Substances Law Consolidation Bill, 232.		
Precedence of Government Business on Tuesdays, 239.		
Contagious Diseases Prevention Bill (No. 2), 242.		
Salaries of the Judges of the Supreme Court, 246 (2).		
Day of Humiliation and Prayer (*previous question*), 249.		
Re-survey or re-inspection of Proclaimed Gold Fields, 261.		
Supply of Water to City of Newcastle, 274.		
Railway from Wallerawang to Mudgee, 298.		
Hastings Electorate Subdivision Bill, 310, 328, 350, 390.		
Roads through Crown Lands, 332.		
Water Supply for Sydney and Suburbs, 332, 396.		
Salaries of the Civil Servants, 332, 333.		
Clarence Electorate Subdivision Bill, 346.		
Supply, 357, 372, 419.		
Triennial Parliaments Act Repeal Bill, 365.		
Surplus Revenue, 376, 446.		
Church and School Lands Roads Alienation Bill, 376.		
International Rifle Contest, 380, 410.		
Pension of the late Chief Justice, 381.		
Yanko Creek Reserve, 395.		
Sale and Use of Poisons Bill, 420 (2).		
Tolls on Public Roads Abolition Bill, 425.		
Title of Her Majesty the Queen (*previous question*), 431.		
Official record of Parliamentary Debates, 445.		
Fire Brigades Bill, 445, 500.		
Want of Confidence in the Ministry, 478, 481 (2).		
Road through Messrs. Badgery's land, 487.		
Electoral Act Amendment Bill, 499.		
Sydney Sewerage Act Amendment Bill, 501 (2).		
Reserves on Mr. Fisher's Burrawang Run, 505.		
Drainage of Lands on the Lower Macleay River, 506.		
Tolls on Bridge at Penrith, 506.		
The Medical Profession, 506.		
Mining Act Amendment Bill, 531.		
Supply of Coal for Railway purposes, 540.		
Mr. Gerard Krefft, 541.		
Sewer to Shea's Creek, 541 (2).		
Municipal Council of Sydney, 565.		
IN COMMITTEE OF THE WHOLE:—		
Coal Mines Regulation Bill, 591, 592 (2), 594 (2), 610 (2).		
Contagious Diseases Prevention Bill, 593.		
Betting Houses Suppression Bill, 595, 596 (3), 597, 598 (4), 613.		
Agreements Validating Bill, 601 (3), 602.		
German Evangelical Church (*Resolution*), 607.		
Animals Protection Bill, 609, 643, 644.		

REFERENCES TO THE VOTES AND PROCEEDINGS—SESSION 1875-6.	PAPERS. VOL.	PAGE.
D		
DIVISIONS (*continued*) :—		
IN COMMITTEE OF THE WHOLE (*continued*) :—		
Gunpowder and Explosive Substances Law Consolidation Bill, 610.		
Cheques and Drafts Amendment Bill, 611, 612.		
Barristers Admission Bill, 612 (2), 613.		
Northumberland Electorate Increased Representation Bill, 615 (2).		
Contempts before Justices Punishment Bill, 616.		
Sale of Liquors Licensing Act Amendment Bill (*Resolution*), 617.		
Government Banking Business (*Agreement*), 631 (2), 633, 634 (3), 635 (3), 636.		
Hastings Electorate Subdivision Bill, 632.		
Supply of Coal for Railway Purposes (*Resolution*), 632.		
Evidence Further Amendment Bill, 637 (2).		
Nevell's Leasing Bill, 640, 641.		
Bathurst Markets Amendment Bill, 641 (2), 656.		
Fire Brigades Bill, 648.		
International Rifle Contest (*Resolution*), 651.		
Volunteer Force Regulation Act Amendment Bill, 652 (2).		
Bridge over Winburndale Rivulet (*Resolution*), 655.		
Reserve at Rushcutter's Bay (*Resolution*), 656.		
Sydney Sewerage Act Amendment Bill, 656 (2), 657 (2).		
Sale and Use of Poisons Bill, 660.		
Mining Act Amendment Bill, 663.		
SUPPLY—SUPPLEMENTARY ESTIMATES FOR 1874 AND 1875.		
Pension to Mr. E. H. Hargraves, 599.		
Newcastle School of Arts, 600.		
Sydney Mechanics School of Arts, 600.		
GENERAL ESTIMATES FOR 1876.		
Legislative Council and Assembly, 603 (2).		
Colonial Secretary—Salary of Under Secretary, 605.		
Do. Salaries of Clerks, 606 (2).		
Sydney Foundling Hospital, 617.		
Compensation to Rev. D. M'Guinn, 619 (2), 620.		
Coroner, Newcastle, 620.		
Petty Sessions, 620, 621.		
Museum, 623.		
Administration of Justice—Miscellaneous Services, 623, 624.		
Stamp Duties, 625 (2), 626 (3).		
Customs, 626.		
Colonial Distilleries and Refineries, 627.		
Marine Board of New South Wales, 629.		
Public Works and Buildings—Custom House, Sydney, 639.		
Roads and Bridges—Cook's River Road, 640.		
Permanent and Volunteer Military Force—Artillery, 645.		
Inquiries under Lands Acts Amendment Act of 1875, 646.		
SUPPLEMENTARY ESTIMATES FOR 1874 AND 1875.		
Department of Lands—Equipment of Conditional Purchase Commissioners &c., 646.		
LOAN ESTIMATES FOR 1876.		
Railways—Sydney to Wollongong, 646, 647.		
Extension of Line into Sydney, 648.		
Junee to Narandera, 649.		
Tamworth to District of Armidale, 652.		
ADDITIONAL ESTIMATES FOR 1876.		
Scientific Report on growth of Vine, Olive, &c., 653.		
City and Suburban Sewage and Health Board, 653, 654 (3).		
Sydney Corporation, 655 (2), 660 (2).		
Museum, 661.		
Ordnance and Barrack Department, 661.		
Department of Lands, 661.		
Civil and Military Cricket Ground, 661, 662.		
DOG ACT :—		
Petition from Residents of Parramatta in favour of repeal of, presented, 242; ordered to be printed, 248	6	971
Do. Castle Hill and others, do., 315; ordered to be printed, 318	6	973
DRAINAGE OF LANDS ON THE LOWER MACLEAY RIVER :—		
Motion made (*Mr. R. B. Smith*) for Committee of the Whole, and negatived, 506.		
DRAINAGE OF THE GREEN HILLS ESTATE :—		
Motion made (*Mr. Warden*) for letters, minutes, &c., having reference to, 213; Return to Order laid on Table, 528	6	813
DREDGES, GOVERNMENT :—		
Return showing names of Engineers employed on, laid on Table, 390	6	737
DRIVER, RICHARD, ESQUIRE :—		
Election of, as Chairman of Committees, 8.		
Speaker reports receipt of Commission to, as Deputy Speaker, 13.		
Takes Chair of House on unavoidable absence of Mr. Speaker, 91.		
DRUNKENNESS, CHARGES OF :—		
Motion made (*Mr. Davies*) for Return showing number of, and House counted out, 276.		
Motion again made (*Mr. Davies*), 349; Return to Order laid on Table, 396	2	187
DUDDING, MR., CLERK OF PETTY SESSIONS, SINGLETON :—		
Motion made (*Mr. Scholey*) for Correspondence, Reports, &c., having reference to charges made against, 424; Return (*in part*) to an Order laid on Table, 494; do., 528	2	387, 389
DUNN, WILLIAM :—		
Petition from relative to claim to grant of land, presented, 66; ordered to be printed, 71; motion made for Committee of the Whole, 149; Order of the Day postponed, 166, 210, 268, 333, 431, 500	3	1279
DURATION OF THE SESSION :—		
Motion made (*Mr. Gray*) respecting, and negatived by Speaker's casting vote, 11.		
DUTY ON GOLD ABOLITION BILL :—		
Motion made (*Mr. Baker*) for leave to bring in, 51; presented and read 1°, 51; read 2°, committed, reported without amendment, and Report adopted, 89; read 3°, and sent to Council, 94.		
DUTY ON TOBACCO (See "TOBACCO.")		

REFERENCES TO THE VOTES AND PROCEEDINGS—SESSION 1875–6.	PAPERS. VOL.	PAGE.

E

EAST SYDNEY (See "ELECTORAL.")
ECKFORD, MR.:—
Motion made (*Mr. McElhone*) respecting appointment of, as umpire in an arbitration case, and negatived, 445.
ECKHOUSE, HENRY:—
Motion made (*Mr. Cohen*) for Petition of, to Executive Council, praying for compensation for loss sustained by him in the alleged unnecessary postponement of his trial, 92; Return to Address laid on Table, 136.
EDUCATION:—
DENOMINATIONAL SCHOOLS:—
Return to Order (*Session* 1873–4) laid on Table, 7 ..... 5 159
CASE OF MR. JEREMIAH CRONIN:—
Return to Order (*Session* 1875) laid on Table, 7 ..... 5 161
SITE FOR PUBLIC SCHOOL AT GERMAN'S HILL:—
Return to Address (*Session* 1875) laid on Table, 7 ..... 5 171
PUBLIC SCHOOLS ACT:—
Amended Regulations under, laid on Table, 35 ..... 5 147
PUBLIC SCHOOL AT WAVERLEY:—
Motion made (*Mr. Sutherland*) for Correspondence having reference to the establishment of, 58; Return to Order laid on Table, 186 ..... 5 201
APPLICATIONS FOR PUBLIC SCHOOLS:—
Motion made (*Mr. Buchanan*) for Return showing particulars of, 76; Return to Order laid on Table, 136 ..... 5 197
TEACHERS AND OFFICERS UNDER COUNCIL:—
Motion made (*Mr. Dibbs*) for Return showing names, salaries, classification, and religion of, and negatived, 93.
PUBLIC SCHOOL AT EAST DAPTO:—
Motion made (*Mr. Buchanan*) for documents relating to applications for, 114; Return to Order laid on Table, 331 ..... 5 215
HISTORY IN PUBLIC SCHOOLS:—
Motion made (*Mr. Buchanan*) respecting non-teaching of, 119; previous question moved and passed in the negative, 119.
SITES FOR SCHOOLS:—
Motion made (*Mr. Stephen Brown*) for Committee of the Whole to consider of Bill to facilitate the acquisition of, by Council of Education, 132.
PUBLIC:—
Motion made (*Mr. Dibbs*) for Correspondence between Dr. Badham and the Council of Education, 208; Return to Order laid on Table, 274 ..... 5 213
UNIVERSITY:—
Information respecting subjects taught in, laid on Table, 227 ..... 5 277
Report laid on Table, 349 ..... 5 253
GRAMMAR SCHOOL:—
Information respecting subjects taught in, laid on Table, 227 ..... 5 281
Report laid on Table, 465 ..... 5 279
CHILDREN ON SCHOOL ROLLS:—
Motion made (*Mr. W. H. Suttor*) for Return showing number of, 298; Return (*in part*) to Order laid on Table, 487 ..... 5 243
PUBLIC SCHOOLS:—
Report for 1875, laid on Table, 374 ..... 5 1
DENOMINATIONAL SCHOOLS:—
Report for 1875, laid on Table, 374 ..... 5 115
PUBLIC SCHOOL BUILDINGS:—
Motion made (*Mr. Parkes*) for Return showing particulars of erection of, since 1867, 569.
ELECTIONS AND QUALIFICATIONS COMMITTEE (See "ELECTORAL.")
ELECTORAL:—
Members sworn, 2, 149, 186, 301, 303, 434, 436.
Speaker informs House of issue and return of Writs, The Upper Hunter, 1; East Sydney, 147; The Murrumbidgee, 167; Parramatta, 295; Hartley, 301; Liverpool Plains, 295, 427; Carcoar, 421,
Speaker lays Warrant on Table appointing Committee of Elections and Qualifications, 2; reports maturity of Warrant, 16; Members sworn by Clerk, 16, 17, 18, 191.
Vacant Seats, 128, 132, 243, 255, 316, 367.
Speaker lays Warrant on Table appointing S. H. Terry, Esquire, a Member of the Committee of Elections and Qualifications, in room of James Hoskins, Esquire, resigned, 176; reports maturity of Warrant, 191.
Power given to Elections and Qualifications Committee to sit after having adjourned *sine die*, 183.
Speaker informs House of receipt of letter from Chief Commissioner of Insolvent Estates, respecting insolvency of Hanley Bennett, Esquire, 295; declared by Mr. Greville to be the Member for Liverpool Plains, 315.
ELECTORS ON ROLLS:—
Returns showing number of for 1875–76, and 1876–7, laid on Table, 2, 575 ..... 2 315, 317
Do. do. in Gold Fields, laid on Table, 2, 575 ..... 2 319, 321
For 1873–74, 1874–75, and 1875–76, laid on Table, 56.
THE UPPER HUNTER:—
Speaker lays on Table Election Petition from Thomas Hungerford, Esquire, against the election and return of John McElhone, Esquire, as Member for, 2; referred to Committee of Elections and Qualifications, 16; Report brought up, and read by Clerk, 34; ordered to be printed, 38. 1 769
Motion made (*Mr. McElhone*) for Return showing moneys received and spent in Electorate of, 14.
THE HASTINGS:—
Petition from electors praying for a sub-division of the electorate, presented, 75; ordered to be printed, 81 ..... 2 323
Do. do. presented, and ordered to be printed, 136 ..... 2 325
THE CLARENCE:—
Petition from Delegates of Richmond and Tweed Rivers League, respecting sub-division of Electorate presented, 81; ordered to be printed, 85 ..... 2 365

REFERENCES TO THE VOTES AND PROCEEDINGS—SESSION 1875-6.	PAPERS. VOL.	PAGE.
E		
ELECTORAL (*continued*) :—		
THE BOGAN :—		
Motion made (*Mr. McElhone*) for Return showing amount of money spent in, 96; Return to Order laid on Table, 494	2	363
THE GWYDIR :—		
Motion made (*Mr. T. G. Dangar*) for Return showing moneys received from and spent in Electorate of, 105; Return (in part) to Order laid on Table, 413; Final Return laid on Table, 569	2	359, 361
LIVERPOOL PLAINS :—		
Petition from Residents of, praying for a division of the Electorate of, presented, 107; ordered to be printed, 110	2	367
PRIVILEGE—ELECTORATE OF HARTLEY :—		
Motion made (*Mr. Nelson*) to refer question, as to whether Mr. Thomas Brown, the Member for Hartley, has any interest in a contract with the Government for the supply of coal for the use of the railways, to the Committee of Elections and Qualifications, 174; Report brought up, 213; Report adopted, and Seat declared vacant, 243	1	777
PRIVILEGE—ELECTORATE OF PARRAMATTA :—		
Motion made (*Mr. Gray*) to refer question as to whether Mr. Hugh Taylor, one of the Members for Parramatta, has any interest in a contract with the Government for the supply of meat to the Government Asylums at Parramatta, to the Committee of Elections and Qualifications, 174; Resignation of Mr. Taylor, and Seat declared vacant, 255; Report brought up, 306	1	793
GENERAL ELECTION :—		
Return (in part) to Order, Session 1875, in reference to cost of, laid on Table, 227; Further Return laid on Table, 472	2	327, 357
ELECTORAL ACT AMENDMENT BILL :—		
Motion made (*Mr. Cameron*) for leave to bring in, 430; presented, and read 1°, 431; motion made for 2°, and negatived, 499; Order of the Day discharged, and Bill withdrawn, 499.		
ELECTRIC TELEGRAPH (See "TELEGRAPHS.")		
EMPLOYMENT OF CHILDREN (See "CHILDREN.")		
ENDOWMENT OF MUNICIPALITIES (See "MUNICIPALITIES.")		
ENGINEERS :—		
Return showing names of, employed on Government Steam-boats and Dredges, laid on Table, 390	6	737
EPIDEMIC DISEASES :—		
Memorandum respecting, laid on Table, 336	6	693
ESTIMATES :—		
Message No. 1, transmitting, for 1876, Supplementary for 1874 and 1875, and Loan for 1876, laid on Table, 28	2	403
For 1876, do. 28	2	405
Supplementary for 1874 and 1875, laid on Table, 28	2	517
Loan for 1876 laid on Table, 28	2	527
Message No. 53, transmitting Additional Loan, for 1876, laid on Table, 465	2	551
Additional Loan, for 1876, laid on Table, 465	2	553
Message No. 55, transmitting further Supplementary for 1875 and previous years, and Additional for 1876, laid on Table, 472	2	531
Further Supplementary for 1875 and previous years, laid on Table, 472	2	533
Additional for 1876, laid on Table, 472	2	539
EVIDENCE FURTHER AMENDMENT BILL :—		
Received from Council and read 1°, 324; read 2°, and committed, 346; Chairman reports no quorum, 346; Order of the Day postponed, 375, 396; further considered in Committee, reported with an amendment and Report adopted, 425; motion made for 3°, and Bill recommitted, 431; reported 2°, with further amendments, 431; Report adopted, 499; read 3° and returned to Council, 505; amendments agreed to, 515; assent reported, 561.		
EXPLANATORY ABSTRACTS :—		
Of sums estimated and voted	2	861
EXPLANATORY STATEMENT OF THE PUBLIC ACCOUNTS :—		
As embodied in the Ways and Means for 1876, laid on Table, 42	2	641
F		
FATTORINI, E. L. :—		
Petition from, praying to be heard by counsel at the Bar of the House against the passing of the Companies Act Amendment Bill, presented, 415; ordered to be printed, 418; motion made (*Mr. Cohen*) that the prayer of Petition be granted and withdrawn, 431	6	835
FIJI :—		
Despatch conveying thanks for aid in connection with the establishment of the Government of, laid on Table, 2	2	1
FINANCE :—		
SUPPLY :—		
Sessional order passed, 8.		
Motion made (*Mr. Robertson*) for House to go into Committee, 14.		
House in Committee, 42, 110, 137, 141, 154, 157, 169, 171, 239(2), 249, 253, 264, 279, 290, 292, 303, 337, 342, 357, 362, 371, 372, 384, 387, 401, 405, 416, 435, 436(2), 438, 448, 455, 491, 494, 495, 510, 515, 532, 544, 554.		
Resolutions reported, 42, 110, 169, 239, 303, 371, 435, 494, 544, 554.		
Resolutions agreed to, 42, 110, 169, 239, 303, 371, 435, 494, 550, 570.		
Chairman reports Point of Order arising in Committee of, 249.		
Chairman reports no quorum in Committee of, 249, 279.		
Motion made to postpone Order of the Day, 419.		
Order of the Day discharged, 575.		
Contingent motion moved (*Mr. Buchanan*) on motion for going into Committee of, and House counted out, 261.		
Contingent motion moved (*Mr. Dibbs*) on motion for going into Committee of, and by leave withdrawn, 290.		
Contingent motion moved (*Mr. Scholey*) on motion for going into Committee of, 356, House went into Committee on casting vote of Speaker, 357.		

REFERENCES TO THE VOTES AND PROCEEDINGS—SESSION 1875-6.	PAPERS. VOL.	PAGE.
F		
FINANCE (*continued*):—		
SUPPLY (*continued*):—		
Contingent motion moved (*Mr. R. B. Smith*) on motion for going into Committee of, and negatived, 372.		
Contingent motion moved (*Mr. Pilcher*) on motion for going into Committee of, 416.		
WAYS AND MEANS:—		
Sessional Orders passed, 8.		
Motion made (*Mr. Robertson*) for House to go into Committee, 15.		
House in Committee, 42, 56, 59, 100, 111, 169, 239, 304, 371, 435, 494, 551, 570.		
For 1876. (*Mr. Robertson*), laid on Table 42	2	557
Contingent motion moved (*Mr. Parkes*) on motion for going into Committee of, 72; Point of Order raised, and Speaker's ruling thereon, 72; debate adjourned, 73; resumed and adjourned, 82, 85, 96; resumed and motion negatived, 100.		
Resolution reported, 101, 111, 170, 239, 304, 371, 435, 495, 551, 570.		
Resolution agreed to, 101, 111, 170, 239, 304, 371, 435, 495, 551, 570.		
Order of the Day discharged, 575.		
APPLICATION OF BALANCES:—		
Speaker lays on Table minute authorizing, 21, 105, 204, 205, 212, 235, 362	2	817, 829
BANK LIABILITIES AND ASSETS:—		
General Abstract of, for Quarter ended 30 June, 1875, laid on Table, 24	2	831
Do. do. 30 September, 1875, do. 24	2	833
Do. do. 31 December, 1875, do. 204	2	835
Do. do. 30 June, 1876, do. 560	2	837
ESTIMATES:—		
Message No. 1, transmitting, for 1876, Supplementary for 1874 and 1875, and Loan for 1876, laid on Table, 28	2	403
For 1876, laid on Table, 28	2	405
Supplementary, for 1874 and 1875, laid on Table, 28	2	517
Loan for 1876, laid on Table, 28	2	527
Message No. 53, transmitting Additional Loan for 1876, laid on Table, 465	2	551
Additional Loan for 1876, laid on Table, 465	2	553
Message No. 55, transmitting further Supplementary for 1875 and previous years, and Additional for 1876, laid on Table, 472	2	531
Further Supplementary, for 1875 and previous years, laid on Table, 472	2	533
Additional for 1876, laid on Table, 472	2	539
PUBLIC ACCOUNTS:—		
Explanatory Statement of, as embodied in the Ways and Means for 1876, laid on Table, 42	2	641
Auditor General's Report for 1875, laid on Table, 539	2	679
HARBOURS AND RIVERS—EXPENDITURE ON, FROM LOAN FUNDS:—		
Return to Order, Session 1875, laid on Table, 59	6	743
REVENUE RECEIPTS AND EXPENDITURE:—		
Abstract of, for Quarter and Year ended 31st December, 1875, laid on Table, 75	2	653
VOTE OF CREDIT:—		
Message No. 4, for January, 1876, laid on Table, 110	2	847
Do. No. 15, for February, 1876, do. 168	2	849
Do. No. 22, for March, 1876, do. 238	2	851
Do. No. 31, for April, 1876, do. 302	2	853
Do. No. 37, for May, 1876, do. 367	2	855
Do. No. 48, for June, 1876, do. 435	2	857
Do. No. 57, for July, 1876, do. 494	2	859
THE FINANCIAL STATEMENT:—		
Motion made (*Mr. G. A. Lloyd*) for Return giving particulars of the telegram sent to London respecting, 119; Return to Order laid on Table, 190	2	843
BALANCES IN THE BANK OF NEW SOUTH WALES:—		
Correspondence respecting, laid on Table, 161	2	815
POST OFFICE SAVINGS BANKS:—		
Return to Order, Session 1874, laid on Table, 183	2	839
GOVERNMENT SAVINGS BANKS:—		
Statement of Accounts from 1st January to 31st December, 1875, laid on Table, 208	2	841
GOVERNMENT BANKING ACCOUNTS:—		
Agreement for the conduct of, for three years, from 30th June, 1876, laid on Table, 264	2	805
GOVERNMENT BANKING BUSINESS:—		
Motion made (*Mr. Dibbs*) for return showing particulars of, with Bank of New South Wales, 274; Return to Order laid on Table, 454; contingent motion moved (*Mr. Dibbs*) on motion for going into Committee of Supply, and by leave withdrawn, 290	2	813
Motion made (*Mr. Stuart*) for Committee of the Whole to consider agreement with Bank of New South Wales, 303; House in Committee, 308; House again in Committee, 319; Chairman reports points of Order and Mr. Speaker's ruling thereon, 319(2); House again in Committee and resolution reported, 325; agreement laid on Table, 336	2	809
Petition from Bank Managers of Sydney against the contract made by the Government, presented, 277; ordered to be printed, 289	2	811
TRUST MONEYS DEPOSIT ACCOUNT:—		
From 1st April, 1875, to 31st March, 1876; laid on Table, 331	2	845
SURPLUS REVENUE:—		
Motion made (*Mr. Parkes*) for expending of, on immigration and public works, and debate adjourned, 350; resumed, 375, words of heat in debate, 375; Order of the Day postponed, 396, 446.		
EXPLANATORY ABSTRACTS:—		
Of sums estimated and voted	2	861
FIRE BRIGADES BILL:—		
Motion made (*Mr. Parkes*), for Committee of the Whole, 342; House in Committee and resolution agreed to, 351; Message from Governor, 357; presented and read 1°, 362; read 2°, 409; Message referred, committed, and reported with amendments, 410; motion made for adoption of Report, and House counted out, 426; Order of the Day restored, 445; motion again made for adoption of Report and debate adjourned, 500; Report adopted, 534; Order of the Day postponed, 576	6	825
Petition from Superintendents of Volunteer Fire Brigades in favour of the passing of the Bill, presented, and read by Clerk, 528; ordered to be printed, 534	6	827

REFERENCES TO THE VOTES AND PROCEEDINGS—SESSION 1875-6.	PAPERS. VOL.	PAGE.
F		
FIRTH, JAMES ROBERTSON :—		
Petition from, praying to be heard as a witness before the Select Committee on Lunatic Asylum, Parramatta, presented and referred to Committee, 544; prayer of petition granted, 554.		
FITZGERALD'S ENABLING BILL :—		
Petition presented (*Mr. Pilcher*), praying for leave to bring in, 21; leave given, and Bill presented and read 1°, 25; referred to Select Committee, 28; Report brought up, 50; read 2°, committed, reported with an amendment, and Report adopted, 67; read 3° and sent to Council, 72; returned with amendments, 99; amendments agreed to and Message to Council, 115; assent reported, 139	6	155
Petition from the Hawkesbury Benevolent Society against the passing of, presented, 92; ordered to be printed, 96	6	163
FOOD OR DRINK ADULTERATION PREVENTION BILL (See "ADULTERATION OF FOOD PREVENTION BILL.")		
FORBES :—		
By-laws of Municipal District of, laid on Table, 2	4	783
FORMAL BUSINESS :—		
Sessional Order passed, 8.		
FORSTER, THE HON. WILLIAM (See also "AGENT GENERAL") :—		
Papers relating to mission of to England, laid on Table, 2	2	3
Motion made (*Mr. Buchanan*) declaring seat of, vacant, in consequence of his acceptatance of an office of emolument under the Crown, and negatived, 107.		
Seat of for the Murrumbidgee declared vacant on accepting office of Agent General, 128.		
Motion made (*Mr. Buchanan*) respecting delay in filling up the office of Agent General, and absence of Colonial Treasurer, and negatived, 149.		
Motion made (*Mr. Parkes*) for minutes, despatches, letters, &c., having reference to mission of, to England, and particulars of services rendered by, 315; Return (*in part*) to Address, laid on Table, 472	2	5
FOWLER, MR. CHARLES, C.E. :—		
Petition from, respecting his tender for iron wharf at Circular Quay, presented, 370; ordered to be printed, 375	6	763
FREW, JAMES :—		
Petition from, respecting his conditional purchase at Port Hacking, presented, 267; ordered to be printed, 275; referred to Select Committee sitting on "Petition of Wilson and Cawley," 307	3	1225
FURTHER SUPPLEMENTARY ESTIMATES (See "ESTIMATES.")		
G		
GAME PROTECTION BILL :—		
Motion made (*Mr. Driver*) for leave to bring in, 24.		
GARRETT, THE HONORABLE THOMAS (See "COAL FIELDS"; also "GREVILLE, E., ESQUIRE.")		
GARRYOWEN LUNATIC ASYLUM :—		
Petition from Inhabitants of vicinity of Garryowen, against proposed erection of, presented, 198; ordered to be printed, 204	6	101
Ditto ditto ditto, presented, 252; ordered to be printed, 258	6	103
GARSED, JOHN :—		
Petition from, ressecting his conviction for perjury, presented, 390; ordered to be printed, 395	2	177
Motion made (*Mr. Hurley, Hartley*) for proceedings and letters respecting remission of sentence on, 540.		
GASKINS, THE LATE MRS. :—		
Motion made (*Mr. Day*) for papers, documents, &c., having reference to the death of, 441; Return to Order laid on Table, 444	2	205
GENERAL BUSINESS :—		
Sessional Order passed, 8.		
GENERAL ELECTION :—		
Return (*in part*) to Order (*Session* 1875), in reference to cost of, laid on Table, 227; Further Return laid on Table, 472	2	327, 357
GERMAN EVANGELICAL CHURCH ;—		
Petition from Minister and Churchwardens respecting a site for, presented, 144; ordered to be printed, 149; motion made (*Mr. Macintosh*) for Committee of the Whole to consider Petition, 161; House in Committee, and no report, 166	4	947
GILMORE, JOHN, THE CASE OF :—		
Motion made (*Mr. Buchanan*) for letters and papers having reference to the dismissal of, from Police Force, 223; Return to Address laid on Table, 264	2	291
GLADESVILLE ASYLUM FOR THE INSANE :—		
Report for 1875 laid on Table, 509	6	75
GOLD FIELDS :—		
ELECTORAL ROLLS :—		
Return showing number of Electors on, for 1875-6, laid on Table, 2	2	319
,, ,, for 1876-7, ,, 575	2	321
MINING LEASE AT THE NIL DESPERANDUM, GULGONG :—		
Petition from Michael Gard and others, complaining of their ejectment by the Government, presented, 247; ordered to be printed, 252	2	917
RE-SURVEY OR RE-INSPECTION OF PROCLAIMED :—		
Motion made (*Mr. Macintosh*) for, to afford facility for settlement on the Crown Lands, 261; motion rescinded, 395.		
RESERVE AT SOLFERINO :—		
Return to Order (*Session* 1875), laid on Table, 278	2	919
COSGROVE *v.* MACPHERSON :—		
Papers on disputed applications laid on Table, 444	2	951
GOULBURN CATTLE SALE YARDS :—		
By-Laws of, laid on Table, 444	5	1039
GOULD, AMELIA :—		
Motion made (*Mr. Buchanan*), for Select Committee to consider case of, 51; power given to report, 58; Report brought up, 183; motion made (*Mr. Buchanan*), for Committee of the Whole to consider of Address to Governor for sum to defray expenses of witnesses before Committee, 183; Order of the Day postponed, 200; House in Committee, and resolution agreed to, 208; report adopted, 214	2	95

REFERENCES TO THE VOTES AND PROCEEDINGS—SESSION 1875-6.	PAPERS. VOL.	PAGE.
G		
GOVERNMENT :—		
BANKING BUSINESS :—		
Motion made (*Mr. Dibbs*) for Return showing particulars of, with Bank of New South Wales, 274; Return to Order laid on Table, 454	2	813
Contingent motion moved (*Mr. Dibbs*), on motion for going into Committee of Supply, and by leave withdrawn, 290.		
Motion made (*Mr. Stuart*), for Committee of the Whole, to consider agreement with the Bank of New South Wales, 303; House in Committee, 308; House again in Committee, 319; Chairman reports points of order, and Mr. Speaker's ruling thereon, 319 (2); House again in Committee, and resolution reported, 325; agreement laid on Table, 336	2	805, 809
Petition from Bank Managers of Sydney against the Contract made by the Government, presented, 277; ordered to be printed, 289		811
ASYLUMS (See "ASYLUMS.")		
BUSINESS :—		
Sessional Order passed, 8.		
Motion made (*Mr. Robertson*), for precedence of, on Tuesday, and negatived, 239.		
BANKING ACCOUNTS :—		
Agreements for the conduct of, for three years, from 30th June, 1876, laid on Table, 264, 336	2	805, 809
OFFICERS AS DIRECTORS OF COMPANIES :—		
Motion made (*Mr. McElhone*) against, previous question moved, and withdrawn, 394; motion carried as amended, 395.		
PREMISES RENTED BY, AS OFFICES :—		
Motion made (*Mr. Hurley, Hartley*) for Return showing number of, and particulars of, tenure, 435; Return to Order (*in part*) laid on Table, 581	2	339
SAVINGS BANKS (See "SAVINGS BANKS.")		
GOVERNOR :—		
Proclamation of, for Opening the Session, 1; read by Clerk, 1.		
Opening Speech of, 3; Address in reply adopted, 4; presented, 7.		
Temporary absence of, Return to Address (*Session* 1875) laid on Table	2	19
Correspondence between, and Chief Justice on the release of Gardiner, laid on Table, 65	2	79
Prorogation Speech, 582.		
GRAFTON :—		
By-Laws of Borough of, laid on Table, 108	4	791
GRAMMAR SCHOOL :—		
Information respecting subjects taught in, laid on Table, 227	5	281
Report for 1875, laid on Table, 465	5	279
GREEN HILLS ESTATE :—		
Motion made (*Mr. Warden*), for letters, minutes, &c., having reference to the drainage of, 213; Return to Order laid on Table, 528	6	813
GRENFELL QUARTER SESSIONS :—		
Motion made (*Mr. J. Watson*), for petitions, reports, &c., having reference to application for, 258; Return to Order laid on Table, 315	2	161
GREVILLE'S DIRECTORY :—		
Return showing number of copies of, purchased by the Government for distribution, laid on Table, 365	6	977
GREVILLE, E., ESQUIRE :—		
Select Committee appointed to inquire into report of Examiner of Coal Fields on land held by, 532.		
Petition from, praying to be heard by Counsel before the Committee, presented, 539; prayer of petition complied with, and petition referred to Committee, 539; Report brought up, 575	4	725
GULGONG :—		
MUNICIPALITY OF :—		
Motion made (*Mr. Buchanan*) in reference to delay of the Government in proclaiming Incorporation of, and negatived, 149.		
GOLD MINING LEASE AT THE "NIL DESPERANDUM" :—		
Petition from Michael Gard and others, complaining of their ejectment by the Government, presented, 247; ordered to be printed, 252	2	917
GUNPOWDER :—		
Report of Board on Storage of, laid on Table, 2	6	993
GUNPOWDER AND EXPLOSIVE SUBSTANCES LAW CONSOLIDATION BILL :—		
Motion made (*Mr. Robertson*) for Committee of the Whole, 9; House in Committee, and resolution agreed to, 12; presented and read 1°, 28; Message from Governor, 56; Order of the Day postponed, 170; read 2°, House in Committee, and Message referred, 195; House again in Committee, and no quorum reported, 223; House counted out, 223; Order of the Day restored, 232; House again in Committee, 236, 279; reported with amendments, 279; motion made for adoption of Report, and Bill recommitted, 289; reported 2° with further amendments, 290; Order of the Day for adoption of Report postponed, 292; Report adopted, 303; read 3° and sent to Council, 318; returned with amendments, 399; amendments agreed to, 416; assent reported, 444	6	1053
H		
HANSARD (See "OFFICIAL RECORD OF PARLIAMENTARY DEBATES.")		
HANSON'S TRUST BILL :—		
Petition presented (*Mr. Stephen Brown*) praying for leave to bring in, 267; leave given, 274; presented and read 1°, 275; referred to Select Committee, 278; Report brought up, 288; read 2°, committed, reported without amendment, and Report adopted, 311; read 3° and sent to Council, 315; returned without amendment, 340; assent reported, 373	6	791
HARBOURS AND RIVERS :—		
Return to Order (Session 1875), in reference to expenditure on, from Loan Funds, laid on Table, 59	6	743
HARTLEY (See "ELECTORAL.")		

REFERENCES TO THE VOTES AND PROCEEDINGS—SESSION 1875-6.	PAPERS. VOL.	PAGE.
H		
HASTINGS ELECTORATE SUBDIVISION BILL:—		
Motion made (*Mr. R. B. Smith*) for leave to bring in, 210; presented and read 1°, 210; Order of the Day postponed, 232, 268; read 2°, committed, reported without amendment, and Report adopted, 310; motion made for 3°, and no quorum on division, 328; motion made (*Mr. R. B. Smith*) to restore Order of the Day, and House counted out, 337; motion again made, and Speaker gave vote with the ayes, 350; read 3° and sent to Council, 390.		
HAY, THE HONORABLE JOHN (See "ADMINISTRATOR OF THE GOVERNMENT.")		
HISTORY IN PUBLIC SCHOOLS (See "EDUCATION.")		
HEALTH BOARD (See "SEWAGE AND HEALTH BOARD.")		
HEMMANT, WILLIAM, ESQUIRE:—		
Motion made (*Mr. Robertson*) inviting to take a chair on the floor of the House, 25.		
HOGG, MR. THOMAS:—		
Petition from praying the House to pass an amended Medical Bill, presented, 66; ordered to be printed, 72	6	719
HUMILIATION AND PRAYER:—		
Motion made (*Mr. Shepherd*) for setting apart day for, 248; previous question moved and passed in the negative, 249.		
HUNGERFORD, THOMAS, ESQUIRE (See "ELECTORAL.")		
HURLEY, JOHN, ESQUIRE:—		
Returned as Member for Hartley, 301; sworn, 303.		
HURLEY, JOHN, ESQUIRE (NARELLAN):—		
Leave of absence to, 350.		
HYDRAULIC CEMENT (See "CEMENT.")		
I		
ILLAWARRA RAILWAY (See "RAILWAYS.")		
IMMIGRATION:—		
Statement respecting the sum of £50,000, laid on Table, 65	6	945
IMPORTATION OF STOCK (See "STOCK.")		
IMPOUNDING ACT AMENDMENT BILL:—		
Motion made (*Mr. Jacob*) for leave to bring in, 15; presented and read 1°, 15; read 2°, committed, and reported with amendments, 46; Report adopted, 67; motion made for 3° and Bill re-committed, 76; reported 2°, with further amendments, and Report adopted, 77; read 3° and sent to Council, 81.		
IMPRISONMENT FOR DEBT ABOLITION BILL:—		
Motion made (*Mr. Buchanan*) for leave to bring in, 345; presented and read 1°, 345; motion made for 2° and no tellers for the Ayes, 391; Order of the Day discharged and Bill withdrawn, 391.		
INQUESTS (See "CORONERS INQUESTS.")		
INSANE:—		
Report of Proceedings of the Inspector of, laid on Table, 15	6	85
INSPECTORS OF CONDITIONAL PURCHASES:—		
Motion made (*Mr. Taylor*) for copies of Circulars issued to, 132; Return to Order laid on Table, 213	3	1135
INTERNATIONAL RIFLE CONTEST:—		
Motion made (*Mr. H. C. Dangar*) for Committee of the Whole for Address for sum to defray expenses of Team of Riflemen to represent New South Wales in America, and withdrawn, 25. Message from Governor, 380; motion made for Committee of the Whole, 380; House in Committee, 410, 446; House counted out, 446	6	449
INTERRUPTION:—		
25, 144, 186, 235, 267, 303.		
INTESTATE ESTATES:—		
Return respecting commission received by Curator of, laid on Table, 374	6	953
J		
JUDGES OF THE SUPREME COURT, SALARIES OF:—		
Motion made (*Mr. Driver*) for Committee of the Whole—point of order raised that resolution was out of order, 246; Speaker ruled that resolution was not out of order, and motion negatived, 246.		
JURORS AT BATHURST:—		
Petition from, complaining of accommodation and inadequacy of remuneration, presented, 364; ordered to be printed, 371	2	129
JURORS IN THE COLONY:—		
Return showing number of, laid on Table, 213	2	127
JURY LAW AMENDMENT BILL:—		
Motion made (*Mr. Meyer*) for leave to bring in, 13.		
JURY LAWS AMENDMENT BILL (No. 2):—		
Motion made (*Mr. W. H. Suttor*) for leave to bring in, 213; presented and read 1°, 214; Order of the Day postponed, 268, 333, 365; read 2°, committed, reported with amendments, and Report adopted, 424; read 3° and sent to Council, 430; returned with amendments, 476; amendments agreed to, 498; Message to Council, 499; assent reported, 522.		
K		
KEMP, MRS. SARAH ANN:—		
Petition from, representing that her husband was killed on the Line near the Parramatta Junction, presented, 133; ordered to be printed, 136	4	531
KREFFT, MR. GERARD (See also "MUSEUM"):—		
Motion made (*Mr. Hurley, Hartley*), respecting dismissal of, and negatived, 541.		

REFERENCES TO THE VOTES AND PROCEEDINGS—SESSION 1875-6.	PAPERS. VOL.	PAGE.
L		
LAND AGENTS:—		
Motion made (*Mr. M'Elhone*) respecting Members of the Legislative Assembly as, and debate adjourned, 16; debate resumed, 25; motion negatived, 26.		
LAND ORDERS (See "VOLUNTEERS.")		
LAND TAKEN UP BY MESSRS. PARKES AND SUTHERLAND (See "CROWN LANDS.")		
LANDS DEPARTMENT:—		
Return of Clerks paid from vote for extra clerical assistance, laid on Table, 341	2	373
LANG, JOHN DUNMORE:—		
Motion made (*Mr. Davies*) for Committee of the Whole to consider of an Address to the Governor for Bill to confer annuity upon, in recognition of his services, and House counted out, 133.		
LAPSED VOTES BILL:—		
Motion made (*Mr. R. B. Smith*) for leave to bring in, 498; presented and read 1°, 498; Order of the Day postponed, 536.		
LAW OF EVIDENCE AMENDMENT BILL:—		
Motion made (*Mr Driver*) for leave to bring in, 24.		
LAW OF EVIDENCE AMENDMENT BILL (No. 2):—		
Motion made (*Mr. Buchanan*) for leave to bring in, 258.		
LEARY, JOSEPH, ESQUIRE:—		
Returned as Member for the Murrumbidgee, 167.		
Sworn, 186.		
LEAVE OF ABSENCE TO MEMBERS:—		
Alexander Montague, Esquire, 18.		
George Day, Esquire, 28.		
William Watson, Esquire, 246.		
John Hurley, Esquire (Narellan), 350.		
P. L. C. Shepherd, Esquire, 384.		
LEGALIZATION OF CERTAIN CONDITIONAL AND OTHER PURCHASES BILL:—		
Motion made (*Mr. Garrett*) for leave to bring in, 435; presented and read 1°, 435; read 2°, committed, reported with amendments, and Report adopted, 455; read 3°, 460; sent to Council, 461; returned with amendments, amendments agreed to, and Message to Council, 581.		
LEGISLATIVE COUNCIL, THE:—		
Motion made (*Mr. Buchanan*) respecting powers of, and introduction of Bill to amend constitution of, 214; previous question moved and passed in the negative, 214.		
LEICHHARDT:—		
By-laws of Municipal District of, laid on Table, 274	4	817
LEVY, MR. MONTAGUE:—		
Motion made (*Mr. Cameron*) for letters and minutes having reference to resignation of, as Justice of the Peace, 140; motion made for rescission of motion and withdrawn, 149; Return to Address laid on Table, 288.		
LIBEL LAW AMENDMENT BILL:—		
Motion made (*Mr. Buchanan*) for leave to bring in, 71; presented and read 1°, 72; Order of the Day for 2° postponed, 105, 145, 184, 208; House counted out on Member proceeding to move 2°, 258; Order of the Day postponed, 333, 375, 396, 431.		
LIBRARY (See "PUBLIC LIBRARY.")		
LIBRARY COMMITTEE:—		
Sessional Order passed, 9.		
LICENSED SURVEYORS:—		
Motion made (*Mr. McElhone*) for return showing names of, to whom balances of accounts rendered and advanced upon are still due, 460.		
Returns showing number of unacted on instructions referred to, in reference to Conditional Purchases, laid on Table, 575	3	1139
LIEUTENANT-GOVERNOR:—		
Despatch respecting appointment of, laid on Table, 205	2	17
LIQUORS (See "SUNDAY TRAFFIC.")		
LIVE STOCK (See also "STOCK"):—		
Motion made (*Mr. J. S. Smith*) for Select Committee to inquire into diseases affecting, and proceedings of last Session referred, 21; Return to Order (*Session* 1875) in reference to inspection and convictions, returns, reports, &c., laid on Table and referred to Select Committee, 122; leave given to bring up Special Report, 122; substitution of name of Member of Committee, 124; Special Report brought up, 124; Return to Order (*Session* 1875), Reports from Stock Inspectors laid on Table, and referred to Committee, 132; ordered to be printed, 153; final Return laid on Table and also referred, 230; order for printing rescinded, 390; ordered to be printed without accompanying plans, 413; Petition from Members of the Albury and Billabong Mutual Protection Association, laid on Table, 230; Report of Registrar of Brands referred to the Committee, 258; Return to Order (*Session*, 1875), on subject, ordered to be printed, 258; Return for the year ending 31 March, 1876 laid on Table, 415; Progress Report brought up, 478, adopted, 540	5	735, 767, 775, 829, 859, 895, 897, 985.
LIVERPOOL PLAINS (See also "ELECTORAL.")		
Petition from residents of, praying for a division of the Electorate of, presented, 107; ordered to be printed, 110	2	367
LOAN BILL (See "PUBLIC WORKS LOAN BILL.")		
LOAN ESTIMATES (See "ESTIMATES.")		
LOANS TO MUNICIPALITIES:—		
Opinion of Attorney General on laid on Table, 374	4	935
LOANS TO MUNICIPALITIES BILL:—		
Message No. 54, recommending provision for laid on Table, 472.		
Motion made (*Mr. Stuart*) for Committee of the Whole, 510; House in Committee, and resolution agreed to, 515; presented and read 1°, 515; Order of the Day postponed, 531; Order of the Day discharged, and Bill withdrawn, 544.		
LOCOMOTIVES:—		
Motion made (*Mr. Cameron*) for correspondence, &c., having reference to the granting of bonuses for the manufacture of Plate Iron for, 513.		
LODGING HOUSES (See "COMMON LODGING HOUSES.")		
LUNATIC ASYLUM:—		
GARRYOWEN:—		
Petition from Inhabitants of vicinity of Garryowen, against proposed erection of, presented, 198; ordered to be printed, 204	6	101
Ditto, ditto, presented, 252; ordered to be printed, 258	6	103

REFERENCES TO THE VOTES AND PROCEEDINGS—SESSION 1875-6.	PAPERS. VOL.	PAGE.
L		
LUNATIC ASYLUM—*continued.*		
PARRAMATTA :—		
Report for 1875, laid on Table, 92	6	87
Letter from Acting Superintendent in reference to charges involved in Questions asked in the House laid on Table, and read by the Clerk, 487.		
Motion made (*Mr. Taylor*) for Select Committee to inquire into and report upon management of, and appointed by ballot, 522; Committee authorized to make visits of inspection, 528; Progress Report brought up, 581.		
Petition from James R. Firth, prayiing tobe examined as a witness, presented and referred to Committee, 544; prayer of pettion granted, 554.		
Report of Board of Visitors laid on Table, 581	6	93
GLADESVILLE :—		
Report for 1875, laid on Table, 509	6	75
LYNCH, ANDREW, ESQUIRE :—		
Returned as Member for Carcoar, 421; sworn, 434.		
LYNCH, MR. MAURICE :—		
Petition from respecting land conditionally purchased by, presented, 487; ordered to be printed, 491	3	1281
M		
MACDONALD TOWN :—		
By-laws of Muncipal District of, under Nuisances Prevention Act, laid on Table, 487	5	681
MACLEAY RIVER, DRAINAGE OF LANDS :—		
Motion made (*Mr. R. B. Smith*) for Committee of the Whole, and negatived, 506.		
M'CARTHY'S CONDITIONAL PURCHASE, LIVERPOOL PLAINS :—		
Motion made (*Mr. McElhone*) for Return showing dates of entry in office books of selection disputed by Margaret Darcy, 93; Return to Order laid on Table, 194	3	1167
M'DONALD *v.* BYRNES :—		
Motion made (*Mr. W. C. Browne*) for depositions and papers in connection with case of, 173; Return to Address laid on Table, 274	2	139
M'DONALD, MR. LAND AGENT, TAMWORTH :—		
Motion made (*Mr. McElhone*) for papers in reference to charges made against, and no tellers for the Noes on Division, 133; Return to Order laid on Table, 165	3	1169
McELHONE, JOHN, ESQUIRE (See also "ELECTORAL") :—		
Returned as member for The Upper Hunter, 1; sworn, 2.		
M'MARTIN, MR. FINLAY :—		
Motion made (*Mr. Davies*) for correspondence on the subject of the promotion of, to the Police Department, 252; Return to Order laid on Table, 331; motion made for further papers, 429; Further Return laid on Table, 560	2	377, 383
M'NEIL *v.* SHEPPARD :—		
Motion made (*Mr. Buchanan*) for depositions in case of, 50; Return to Address laid on Table, 183	2	115
MAIL SERVICE (See "POSTAL.")		
MANNING RIVER PUNTS :—		
Motion made (*Mr, R. B. Smith*) for Committee of the Whole, 505; House in Committee, and resolution agreed to, 535.		
MARGULES, MR. H. :—		
Motion made (*Mr. Buchanan*) for report of Bench of Magistrates on the application of, to be appointed Coroner for M'Guigan's Lead District, 183; Return to Address laid on Table, 274	2	73
MARRIAGE WITH DECEASED WIFE'S SISTER LEGALIZING BILL :—		
Message from Governor notifying Her Majesty's Assent laid on Table, 144.		
MARRIED WOMEN'S PROPERTY BILL :—		
Motion made (*Mr. Pilcher*) for leave to bring in, 15; presented and read 1°, 15; Order of the Day for 2° postponed, 35; negatived, 52; Order of the Day discharged and Bill withdrawn, 52.		
MARRIED WOMEN'S REVERSIONARY INTERESTS IN PERSONAL ESTATE BILL :—		
Motion made (*Mr. Day*) for leave to bring in, 51; presented and read 1°, 51; Order of the Day for 2° postponed, 77, 115; read 2°, committed, reported without amendment, and Report adopted, 145; read 3° and sent to Council, 165; returned without amendment, 191; assent reported, 209.		
MARRICKVILLE :—		
By-laws of Borough of, laid on Table, 575	4	835
MARTIN, SIR JAMES :—		
Correspondence between, and His Excellency the Governor on the release of Gardiner, laid on Table, 65	2	79
MASTERS, MATES, &c. :—		
Amended Order of Her Majesty in Council relating to certificates of competency to, laid on Table, 409	6	739
MATRIMONIAL CAUSES ACT AMENDMENT BILL :—		
Motion made (*Mr. Buchanan*) for leave to bring in, 8; presented and read 1°, 8; read 2°, committed, reported without amendment and Report adopted, 21; read 3° and sent to Council, 24.		
MECHANICS SCHOOLS OF ART :—		
Return to Order (*Session* 1875); laid on Table, 140	5	291
MEDICAL PROFESSION, THE :—		
Petition from Members of, in New South Wales, respecting assimilation of the laws regarding, presented, 50; ordered to be printed, 59	6	697
Ditto, Newcastle, presented, 50; ordered to be printed, 59	6	699
Ditto, residents of Sydney, presented, 58; ordered to be printed, 66	6	701
Ditto, inhabitants of Cooma and others, presented, 58; ordered to be printed, 66	6	705
Ditto, inhabitants of Sydney, presented, 58; ordered to be printed, 66	6	703
Ditto, inhabitants of Bathurst, presented, 58; ordered to be printed, 66	6	707
Ditto, inhabitants of Hill End, presented, 58; ordered to be printed, 66	6	711
Ditto, inhabitants of Mudgee, presented, 58; ordered to be printed, 66	6	709
Ditto, inhabitants of Dubbo, presented, 58; ordered to be printed, 66	6	713
Ditto, inhabitants of Maitland, presented, 58; ordered to be printed, 66	6	715
Ditto, inhabitants of Trunkey Creek, presented, 58; ordered to be printed, 66	6	717
Ditto, Mr. Thomas Hogg, presented, 66; ordered to be printed, 72	6	719
Ditto, inhabitants and residents of Sydney; presented, 165; ordered to be printed, 168	6	731

REFERENCES TO THE VOTES AND PROCEEDINGS—SESSION 1875-6.	PAPERS. VOL.	PAGE.
M		
MEDICAL PROFESSION, THE (*continued*):—		
Petition from inhabitants of Randwick; presented, 165; ordered to be printed, 168	6	729
Ditto, inhabitants of Inverell; presented, 165; ordered to be printed, 168	6	727
Ditto, inhabitants of Windsor and Richmond; presented, 165; ordered to be printed, 168	6	725
Ditto, inhabitants of Singleton; presented, 165; ordered to be printed, 168	6	723
Ditto, inhabitants of Hill End; presented, 165; ordered to be printed, 168	6	721
Motion made (*Captain Onslow*) respecting list of duly qualified practitioners, 506.		
MEETING OF PARLIAMENT:—		
Motion made (*Mr. Fitzpatrick*) respecting time for, 25.		
MEETING OF THE HOUSE:—		
Ringing of division bell (*Sessional Order*), 76.		
MEMBERS:—		
Sworn, 2, 149, 186, 301, 303, 434, 436.		
Leave of absence to, 18, 28, 246, 350, 384.		
Motion made (*Mr. Buchanan*) respecting employment of, by the Government, 66; Message from Governor, 113.		
MEMBERS OF THE LEGISLATIVE ASSEMBLY AS LAND AGENTS:—		
Motion made (*Mr. McElhone*) respecting, and debate adjourned, 16; debate resumed, 25; motion negatived, 26.		
MESSAGES:—		
TRANSMISSION OF, BETWEEN THE TWO HOUSES,—		
Sessional Order passed, 8.		
FROM THE GOVERNOR,—		
Summoning House to Council Chamber, 1, 582.		
No. 1. Estimates for 1876, Supplementary for 1874 and 1875, and Loan for 1876, 28	2	403
2. Gunpowder and Explosive Substances Law Consolidation Bill, 56	6	1053
3. Coal Mines Regulation Bill, 56.		
4. Vote of credit for January, 1876, 110	2	847
5. Assenting to Consolidated Revenue Fund Bill, 113.		
6. Employment of Members of Parliament by the Government, 113.		
7. Agreements Validating Bill, 118.		
8. Assenting to Fitzgerald's Enabling Bill, 139.		
9. Claims against the Colonial Government Bill, 144.		
10. Marriage with Deceased Wife's Sister Legalizing Bill, 144.		
11. Contagious Diseases Prevention Bill (No. 2), 160.		
12. Assenting to Verdicts of Felo-de-se Bill, 167.		
13. Assenting to North Shore Gas Bill, 167.		
14. Assenting to Petersham Land Purchase Bill, 167.		
15. Vote of Credit for February, 1876, 168	2	849
16. Assenting to Consolidated Revenue Fund Bill (No. 2), 181.		
17. District Courts Act Amendment Bill (No. 3), 204.		
18. Assenting to Married Women's Reversionary Interests in Personal Estate Bill, 209.		
19. Assenting to Aliens Naturalization Act Amendment Bill, 209.		
20. Public Schools Act Amendment Bill, 235.		
21. Reserving Claims against the Colonial Government Bill, 237.		
22. Vote of Credit for March, 1876, 238	2	851
23. Assenting to Consolidated Revenue Fund Bill (No. 3), 243.		
24. Stamp Duties Collection and Refund Bill, 247.		
25. Assenting to Cooma Roman Catholic Church Trustees Bill, 248.		
26. Assenting to Recognizance to keep the Peace Bill, 248.		
27. Assenting to Camden College Incorporation Bill, 258.		
28. Assenting to Betting-houses Suppression Bill, 267.		
29. Assenting to Throsby's Leasing Bill, 301.		
30. Assenting to Agreements Validating Bill, 301.		
31. Vote of Credit for April, 1876, 302	2	853
32. Assenting to Consolidated Revenue Fund Bill (No. 4), 309.		
33. Assenting to Bathurst Hospital (No. 2), 313.		
34. Assenting to Tamworth Roman Catholic Church Trustees Bill, 339.		
35. Assenting to Coal Mines Regulation Bill, 339.		
36. Fire Brigades Bill, 357	6	825
37. Vote of Credit for May, 1876, 367	2	855
38. Hanson's Trust Bill, 373.		
39. Randwick Toll-gate Removal Bill, 373.		
40. Barristers Admission Bill, 373.		
41. Appeals from Summary Convictions Bill, 373.		
42. Consolidated Revenue Fund Bill (No. 5), 379.		
43. International Rifle Contest, 380	6	449
44. Border Duties Convention Bill, 387	3	883
45. Assenting to Newcastle Paving and Public Vehicles Regulation Bill, 411.		
46. Volunteer Force Regulation Act Amendment Bill, 417.		
47. Assenting to Border Duties Convention Bill, 421.		
48. Vote of Credit for June, 1876, 435	2	857
49. Assenting to Gunpowder and Explosive Substances Law Consolidation Bill, 444.		
50. Assenting to Consolidated Revenue Fund Bill (No. 6), 444.		
51. Assenting to Companies Act Amendment Bill, 449.		
52. Assenting to Diseases in Sheep Act Amendment Bill, 465.		
53. Additional Loan Estimate for 1876, 465	2	551
54. Loans to Municipalities, 472.		
55. Further Supplementary Estimates for 1875, and previous years and Additional Estimates for 1876, 472	2	531
56. Assenting to Murrumbidgee Turf Club Bill, 486.		
57. Vote of Credit, July, 1876, 494	2	859
58. Assenting to Jury Laws Amendment Bill (No. 2), 522.		
59. Assenting to Nevell's Leasing Bill, 522.		
60. Assenting to Consolidated Revenue Fund Bill (No. 7), 522.		
61. Assenting to Australian Wine Sales Amendment Bill, 553.		
62. Assenting to Evidence Further Amendment Bill, 561.		
63. Assenting to Sale and Use of Poisons Bill, 577.		
64. Assenting to Dedicated Crown Lands Resumption Bill, 577.		

REFERENCES TO THE VOTES AND PROCEEDINGS—SESSION 1875-6.	PAPERS. VOL.	PAGE.
M		
MESSAGES (*continued*) :—		
FROM ASSEMBLY TO COUNCIL :—		
Transmitting Matrimonial Causes Act Amendment Bill, 24.		
Petersham Land Purchase Bill, 32.		
Australian Wine Sales Amendment Bill, 38.		
Fitzgerald's Enabling Bill, 72.		
Impounding Act Amendment Bill, 81.		
Duty on Gold Abolition Bill, 94.		
Consolidated Revenue Fund Bill, 111.		
Recognizance to Keep the Peace Bill, 119.		
North Shore Gas Bill, 119.		
Claims Against the Colonial Government Bill, 161.		
Married Women's Reversionary Interests in Personal Estate Bill, 165.		
Consolidated Revenue Fund Bill (No. 2), 170.		
Agreements Validating Bill, 175.		
Summary Recovery of Money for Labour Bill, 199.		
Coal Mines Regulation Bill, 199.		
Cooma Roman Catholic Church Trustees Bill, 214.		
Randwick Toll-gate Removal Bill, 214.		
Betting Houses Suppression Bill, 216.		
Barristers Admission Bill, 227.		
Consolidated Revenue Fund Bill (No. 3), 239.		
Tamworth Roman Catholic Church Trustees Bill, 278.		
Bathurst Hospital Bill (No. 2), 279.		
Consolidated Revenue Fund Bill (No. 4), 304.		
Newcastle Paving and Public Vehicles Regulation Bill, 315.		
Hanson's Trust Bill, 316.		
Gunpowder and Explosive Substances Law Consolidation Bill, 318.		
Consolidated Revenue Fund Bill (No. 5), 371.		
Murrumbidgee Turf Club Bill, 374.		
Nevell's Leasing Bill, 380.		
Border Duties Convention Bill, 409.		
Diseases in Sheep Act Amendment Bill, 424.		
Jury Laws Amendment Bill (No. 2), 430.		
Trades Unions Funds Protection Bill, 430.		
Adulteration of Food Prevention Bill, 431.		
Consolidated Revenue Fund Bill (No. 6), 436.		
Legalization of certain Conditional and other Purchases Bill, 461.		
Consolidated Revenue Fund Bill (No. 7), 495.		
Contempts before Justices Punishment Bill, 499.		
Dedicated Crown Lands Resumption Bill, 529.		
Sydney Sewerage Act Amendment Bill, 540.		
Appropriation Bill, 570.		
Public Works Loan Bill, 571.		
Mining Act Amendment Bill, 575.		
Returning Verdicts of Felo-de-se Bill without amendment, 150.		
Camden College Incorporation Bill without amendment, 235.		
Throsby's Leasing Bill without amendment, 278.		
Appeals from Summary Convictions Bill with an amendment, 331.		
Companies Act Amendment Bill without amendment, 426.		
Evidence Further Amendment Bill with amendments, 505.		
Sale and Use of Poisons Bill with amendments, 529.		
Agreeing to amendments in Fitzgerald's Enabling Bill, 115.		
Claims Against the Colonial Government Bill, 200.		
Recognizance to Keep the Peace Bill, 216.		
Coal Mines Regulation Bill, 319.		
Barristers Admission Bill, 345.		
Newcastle Paving and Public Vehicles Regulation Bill, 396.		
Gunpowder and Explosive Substances Law Consolidation Bill, 416.		
Diseases in Sheep Act Amendment Bill, 455.		
Murrumbidgee Turf Club Bill, 461.		
Jury Laws Amendment Bill (No. 2), 499.		
Nevell's Leasing Bill, 500.		
Legalization of certain Conditional and other Purchases Bill, 581.		
Agreeing, disagreeing, and amending amendments in Australian Wine Sales Amendment Bill, 504.		
Giving leave to S. H. Terry, Esq., to attend as witness on the Petersham Land Purchase Bill, 99.		
FROM COUNCIL TO ASSEMBLY :—		
Transmitting Verdicts of Felo-de-se Bill, 59.		
Cheques and Drafts Amendment Bill, 122.		
Animals Protection Bill, 153.		
Camden College Incorporation Bill, 221.		
Throsby's Leasing Bill, 248.		
Appeals from Summary Convictions Bill, 307.		
Sale and Use of Poisons Bill, 319.		
Evidence Further Amendment Bill, 324.		
Companies Act Amendment Bill, 361.		
Apprenticeship Law Amendment Bill, 472.		
Requesting attendance of S. H. Terry, Esq., as witness on the Petersham Land Purchase Bill, 99.		
Returning Fitzgerald's Enabling Bill with amendments, 99.		
Consolidated Revenue Fund Bill without amendment, 111.		
Petersham Land Purchase Bill without amendment, 153.		
North Shore Gas Bill without amendment, 153.		
Consolidated Revenue Fund Bill (No. 2) without amendment, 174.		
Recognizance to Keep the Peace Bill with amendments, 187.		
Claims Against the Colonial Government Bill with amendments, 187.		
Married Women's Reversionary Interests in Personal Estate Bill without amendment, 191.		
Cooma Roman Catholic Church Trustees Bill without amendment, 238.		

REFERENCES TO THE VOTES AND PROCEEDINGS—SESSION 1875-6.	PAPERS. VOL.	PAGE.
M		
MESSAGES (*continued*) :—		
FROM COUNCIL TO ASSEMBLY (*continued*) :—		
Returning Consolidated Revenue Fund Bill (No. 3) without amendment, 240.		
Betting Houses Suppression Bill without amendment, 248.		
Agreements Validating Bill without amendment, 279.		
Coal Mines Regulation Bill with amendments, 288.		
Consolidated Revenue Fund Bill (No. 4) without amendment, 307.		
Bathurst Hospital Bill (No. 2) without amendment, 307.		
Tamworth Roman Catholic Church Trustees Bill without amendment, 319.		
Barristers Admission Bill with amendments, 320.		
Australian Wine Sales Amendment Bill with amendments, 320.		
Hanson's Trust Bill without amendment, 340.		
Randwick Toll-gate Removal Bill without amendment, 361.		
Newcastle Paving and Public Vehicles Regulation Bill with amendments, 370.		
Consolidated Revenue Fund Bill (No. 5) without amendment, 372.		
Gunpowder and Explosive Substances Law Consolidation Bill with amendments, 399.		
Murrumbidgee Turf Club Bill with amendments, 418.		
Border Duties Convention Bill without amendment, 419.		
Consolidated Revenue Fund Bill (No. 6) without amendment, 438.		
Nevell's Leasing Bill with amendments, 449.		
Diseases in Sheep Act Amendment Bill with amendments, 454.		
Jury Laws Amendment Bill (No. 2) with amendments, 476.		
Consolidated Revenue Fund Bill (No. 7) without amendment, 510.		
Adulteration of Food Prevention Bill with amendments, 513.		
Trades Unions Funds Protection Bill with amendments, 514.		
Contempts before Justices Punishment Bill with amendments, 555.		
Dedicated Crown Lands Resumption Bill without amendment, 570.		
Appropriation Bill without amendment, 571.		
Public Works Loan Bill without amendment, 575.		
Sydney Sewerage Act Amendment Bill without amendment, 576.		
Legalization of Certain Conditional and other Purchases Bill with amendments, 581.		
Agreeing to amendment in Appeals from Summary Convictions Bill, 339.		
amendments in Evidence Further Amendment Bill, 515.		
amendments in Sale and Use of Poisons Bill, 571.		
Not insisting on and agreeing to amendments in Australian Wine Sales Amendment Bill, 515.		
MEYER, SOLOMON, ESQUIRE :—		
Seat for Carcoar declared vacant, 367.		
MIDNIGHT :—		
Sittings after, 18, 39, 56, 85, 96, 100, 108, 112, 119, 122, 125, 141, 154, 157, 162, 171, 175, 205, 216, 222, 228, 246, 249, 253, 261, 264, 279, 290, 292, 308, 319, 333, 337, 342, 362, 372, 376, 384, 387, 396, 401, 405, 420, 436, 438, 446, 448, 455, 478, 481, 487, 491, 495, 510, 515, 531, 541, 544, 554.		
MILITARY FORCES (See "VOLUNTEERS.")		
MILLER, JAMES :—		
Motion made (*Mr. Fitzpatrick*) for information, warrant, and depositions in case of, 132; Return to Address laid on Table, 176	2	91
MINERAL LAND ON JOADJA CREEK :—		
Motion made (*Mr. Terry*) for correspondence, &c., respecting disputed case of Cosgrove and party *v.* Carter, 248; Return to Order laid on Table, 267; further Return laid on Table, 274; motion made to refer case to Select Committee, and to refer both Returns to the Committee, and debate adjourned, 275; Order of the Day read for the resumption of the debate, and House counted out, 311	2	1015, 1037
MINERAL SELECTIONS AT MITCHELL'S CREEK :—		
Motion made (*Mr. Davies*) for applications, minutes, &c., having reference to, by Mr. Thomas Cox and Messrs. Winters and Morgan, 565; Return to Order laid on Table, 581	2	1041
MINING ACT AMENDMENT BILL :—		
Motion made (*Mr. Lucas*) for leave to bring in, 494; presented and read 1°, 494; Order of the Day postponed, 510, 515; read 2°, committed, and reported with amendments, 531; Order of the Day postponed, 544, 554; recommitted, reported 2°, with further amendments, and Report adopted, 571; read 3°, and sent to Council, 575.		
MINING ACT OF 1874 :—		
Additional application under, for permission to mine under streets, &c., within twelve miles of Sydney, laid on Table, 528	4	759
MINING BOARD :—		
Regulations laid on Table, 107	2	881
MINT, ROYAL :—		
Despatch respecting Sydney Branch, laid on Table, 190	6	947
MISSION OF THE COLONIAL TREASURER TO ENGLAND :—		
Papers relating to laid on Table, 2	2	3, 5
MONTAGUE, ALEXANDER, ESQUIRE :—		
Leave of absence to, 18.		
MORTALITY OF CHILDREN :—		
Motion made (*Mr. W. H. Suttor*) for Return showing for the five years previous to 31 December, 1875, 198.		
MUNICIPAL :—		
COUNCIL OF PADDINGTON :—		
Motion made (*Mr. Sutherland*) for Select Committee to inquire into the withholding the last half of the fifteenth yearly endowment, 76; Report brought up, 247; adopted, 267	4	921
COUNCIL OF SYDNEY :—		
Motion made (*Mr. Cameron*) respecting introduction of Bill giving increased revenue to, 565; previous question moved and passed in the negative, 565.		
MUNICIPALITIES :—		
ENDOWMENT OF :—		
Petition from Municipal Council of Albury, praying the House to adopt measures for the efficient carrying on of municipal government, presented, 267; ordered to be printed, 275	4	837
Do. do. Municipal Council of Yass, presented, 267.		
Do. do. do. Armidale, presented, 274; ordered to be printed, 278	4	839
Do. do. do. Newcastle, do. 278; do. 289	4	841
Do. do. do. Macdonald Town, do. 288; do. 291	4	845

REFERENCES TO THE VOTES AND PROCEEDINGS—SESSION 1875-6.	PAPERS. VOL.	PAGE.
M		
MUNICIPALITIES (*continued*) :—		
ENDOWMENT OF (*continued*) :—		
Petition from Municipal Council of Hunter's Hill, praying the House to adopt measures for the efficient carrying on of municipal government, presented, 288; ordered to be printed, 291	4	843
Do. do. do. Hay, do. 291.		
Do. do. do. Cudgegong, do. 298; do. 303	4	847
Do. do. do. Burwood, do. 303; do. 307	4	849
Do. do. do. Orange, do. 310; do. 315	4	851
Do. do. do. Morpeth, do. 315; do. 318	4	853
Do. do. do. Muswellbrook, do. 315; do. 318	4	855
Do. do. do. Singleton, do. 315; do. 318	4	857
Do. do. do. Windsor, do. 318; do. 324	4	859
Do. do. do. East Maitland, do. 327; do. 331	4	861
Do. do. do. The Glebe, do. 327; do. 331	4	863
Do. do. do. Hamilton, do. 331; do. 337	4	865
Do. do. do. Five Dock, do. 331; do. 337	4	867
Do. do. do. Morpeth, do. 336; do. 342	4	919
Do. do. do. West Botany, do. 342; do. 345	4	869
Do. do. do. Tenterfield, do. 342; do. 350	4	873
Do. do. do. Hill End, do. 342; do. 345	4	871
Do. do. do. West Maitland, do. 345; do. 350	4	875
Do. do. do. Ashfield, do. 349; do. 356	4	877
Do. do. do. Broughton Vale, do. 349; do. 362	4	879
Do. do. do. Forbes, do. 356; do. 362	4	881
Do. do. do. Bathurst, do. 362; do. 365	4	883
Do. do. do. St. Peters, do. 374.		
Do. do. do. Paddington, do. 374; do. 380	4	885
Do. do. do. Wagga Wagga, do. 383; do. 387	4	887
Do. do. do. North Willoughby, do. 387; do. 390	4	889
Do. do. do. Parramatta, do. 394; do. 400	4	891
Do. do. do. Richmond, do. 394; do. 400	4	893
Do. do. do. Wickham, do. 394; do. 400	4	895
Do. do. do. Goulburn, do. 398; do. 404	4	897
Do. do. do. Alexandria, do. 404; do. 409	4	899
Do. do. do. Penrith, do. 418; do. 424	4	903
Do. do. do. Balmain, do. 418; do. 424	4	901
Do. do. do. Dubbo, do. 424; do. 435	4	905
Do. do. do. Waratah, do. 429; do. 435	4	907
Do. do. do. Victoria, do. 437; do. 441	4	909
Do. do. do. Leichhardt, do. 476; do. 480	4	911
Do. do. do. North Illawarra, do. 480; do. 484	4	913
Do. do. do. Ulladulla, do. 505; do. 510	4	915
Do. do. do. Shellharbour, do. 544; do. 554	4	917
Do. do. do. Central Illawarra, do. 581.		
LOANS TO :—		
Opinion of Attorney General on, laid on Table, 374	4	935
MURRUMBIDGEE TURF CLUB BILL :—		
Petition presented (*Mr. H. C. Dangar*), praying for leave to bring in, 205; leave given, 231; presented and read 1°, 231; referred to Select Committee, 235; name added to Committee, 235; Report brought up, 289; read 2°, committed, reported without amendment, and Report adopted, 311; Order of the Day postponed, 333; read 3° and sent to Council, 374; returned with amendments, 418; amendments agreed to, 461; assent reported, 486.....	6	803, 811
MUSEUM, AUSTRALIAN (See also "KREFFT, MR. GERARD.") :—		
Report of Trustees for 1875 laid on Table, 384.....	5	301
Motion made (*Mr. Driver*), for Police Reports having reference to reported theft of gold specimens from, 466; Return to Order laid on Table, 565	5	311
Motion made (*Mr. Hurley, Hartley*), respecting dismissal of Mr. Gerard Krefft, and negatived, 541		
N		
NAVAL BRIGADE :—		
Regulations laid on Table, 88	6	447
NEPEAN RIVER (See "WATER SUPPLY.")		
NEVELL'S LEASING BILL :—		
Petition presented (*Mr. Farnell*), praying for leave to bring in, 278; leave given to bring in, 289; presented and read 1°, 289; referred to Select Committee, 298; Report brought up, 310; read 2° and committed, 328; further considered in Committee, 365; Chairman reported no quorum, and Committee resumed, 365; reported with amendments, 365; Report adopted, 376; read 3°, and sent to Council, 380; returned with amendments, 449; amendments agreed to, 500; assent reported, 522	6	797
NEWCASTLE :—		
SHIPPING AND TRIMMING COALS AT :—		
Petition from Merchants and others respecting regulations for, presented, 274; ordered to be printed, 289.....	4	767
WATER SUPPLY :—		
Motion made (*Mr. G. A. Lloyd*) for Committee of the Whole, 274; Order of the Day postponed, 333, 375; House in Committee and resolution agreed to, 410.		
NEWCASTLE PAVING AND PUBLIC VEHICLES REGULATION BILL :—		
Motion made (*Mr. G. A. Lloyd*), for Committee of the Whole, 208; House in Committee and resolution agreed to, 216; presented and read 1°, 231; Order of the Day postponed, 268; read 2°, committed, reported with amendments, and Report adopted, 310; read 3° and sent to Council, 315; returned with amendments, 370; amendments agreed to, 396; assent reported, 411.		
Petition from Municipal Council of Newcastle desiring to be regarded as the promoters of the Bill presented, 231.		
NEW GUINEA :—		
Further Despatch, 365	2	35
Correspondence on subject of proposed annexation of, laid on Table, 183	2	37

REFERENCES TO THE VOTES AND PROCEEDINGS—SESSION 1875-6.	PAPERS. VOL.	PAGE.
N		
NEWTOWN :—		
By-laws of Borough of, under the Nuisances Prevention Act, laid on Table, 487	5	683
NO QUORUM :—		
In House before commencement of business, 5, 61, 281, 283, 293, 467, 517, 525.		
In House after commencement of business, 105, 112, 129, 133, 162, 179, 184, 195, 200, 217, 223, 242, 258, 261, 276, 299, 311, 316, 328, 337, 365, 391, 413, 426, 432, 441, 446, 466, 507, 523, 536, 560, 566.		
On division, 112, 328.		
Reported from Committee of the Whole, 114, 184, 223, 242, 268, 346, 365 (2), 391 (2), 432 (3), 501, 560 (2)		
Reported from Committee of Supply, 249, 279.		
NORTH ILLAWARRA :—		
By-laws of Municipal District of, laid on Table, 569	4	833
NORTH SHORE GAS BILL :—		
Petition presented (*Mr. Dibbs*), praying for leave to bring in, 2 ; leave given, and Bill presented and read 1°, 9 ; referred to Select Committee, 11 ; Report brought up, 42 ; read 2° and committed, 67 ; further considered in Committee, reported with amendments, and Report adopted, 115 ; read 3° and sent to Council, 119 ; returned without amendment, 153 ; assent reported, 167	6	773
Petition from Mr. William Tunks, Mayor of St. Leonards, praying to be heard before the Committee against the Bill, presented, 17.		
NORTHUMBERLAND ELECTORATE INCREASED REPRESENTATION BILL :—		
Motion made (*Mr. Stevens*), for leave to bring in, 199 ; presented and read 1°, 199 ; read 2°, committed, reported without amendment, and Report adopted, 215 ; motion made for 3° and negatived, 227 ; 3° ordered to stand an Order of the Day for future day, 299 ; motion again made for 3° and again negatived, 324 ; Order of the Day discharged and Bill withdrawn, 324.		
NO REPORT FROM COMMITTEE OF THE WHOLE :—		
German Evangelical Church, 166.		
Reserve at Rushcutter's Bay, 500.		
Trades Unions Funds Protection Bill, 560.		
NO TELLERS ON DIVISION :—		
133, 243, 311, 339, 351, 391, 454.		
NOWRA :—		
By-laws of Municipal District of, laid on Table, 2, 221	4	779, 781
NUISANCES PREVENTION ACT :—		
By-laws under, laid on Table, 415, 487, 554	5	673, 685
O		
OBSERVATORY :—		
Reports for 1874 and 1875, laid on Table, 274	6	935
OFFICIAL RECORD OF PARLIAMENTARY DEBATES :—		
Motion made (*Mr. Dibbs*) for Committee of the Whole and negatived, 444.		
OGILVIE'S HILL :—		
Report from Mr. District-Surveyor Evans respecting reserve on, laid on Table, 315	3	1291
OPENING OF THE SESSION :—		
Proclamation of Governor read by Clerk, 1.		
OPENING SPEECH :—		
Delivered by Governor, 3 ; Address in reply adopted, 4 ; and presented to Governor, 7.		
ORDERS OF THE DAY :—		
Discharged, 26, 52, 81, 161, 195, 205, 324, 346, 365(3), 376, 391, 425, 432, 499, 500(2), 501, 534(2), 544, 575(3), 576(3).		
Restored, 122, 170, 198, 430, 431, 445 (2).		
ORDNANCE LANDS TRANSFER BILL :—		
Presented and read 1° *pro formâ*, 2.		
ORPHAN SCHOOLS :—		
Motion made (*Mr. Davies*) for Return shewing particulars of management of, &c., 333 ; Order of the Day postponed, 351.		
P		
PADDINGTON :—		
MUNICIPAL COUNCIL :—		
Motion made (*Mr. Sutherland*) for Select Committee to inquire into the withholding the last half of the fifteenth yearly endowment, 76 ; Report brought up, 247 ; adopted, 267	4	921
By-laws of Borough of, laid on Table, 415	5	673
PARFITT, JOHN AARON :—		
Petition from, respecting his conviction for perjury, 24 ; ordered to be printed, 28 ; motion made (*Mr. Macintosh*) for Committee of the Whole to consider, 50 ; Order of the Day postponed, 67, 115 ; House in Committee and Resolution agreed to, 144	2	77
PARKES AND SUTHERLAND, MESSRS. (See "CROWN LANDS.")		
PARLIAMENT :—		
Proclamation of Governor for opening the Session, 1 ; read by Clerk, 1 ; Governor's Opening Speech, 3 ; Address in reply adopted, 4 ; presented to Governor, 7.		
Motion made (*Mr. Robertson*), for leave to bring in Bill to define privileges of, 9.		
Motion made (*Mr. Gray*) respecting duration of Session and negatived by Speaker's casting vote, 11.		
Motion made (*Mr. Fitzpatrick*) respecting time for, 25.		
Motion made (*Mr. Buchanan*) respecting employment of Members by the Government, 66 ; Message from Governor, 113.		
Seat of the Honorable William Forster, 107.		
Motion made (*Mr. Dibbs*) for Committee of the Whole respecting official record of Parliamentary debates and negatived, 444.		
Motion made (*Mr. Fitzpatrick*) respecting administration of public affairs, (want of confidence) and debate adjourned, 478 ; debate resumed and House continued to sit until the hour fixed by Sessional Order for its meeting next day, 481 ; Order of the Day lapsed, 481.		
Continuous sitting of House, 481.		
PARRAMATTA (See "ELECTORAL.")		

REFERENCES TO THE VOTES AND PROCEEDINGS—SESSION 1875-6.	PAPERS. VOL.	PAGE.
P		
PARRAMATTA LUNATIC ASYLUM :—		
Report for 1875, laid on Table, 92	6	87
Letter from Acting Superintendent in reference to charges involved in questions asked in the House, laid on Table and read by Clerk, 487.		
Motion made (*Mr. Taylor*) for Select Committee to inquire into and report upon management of, and appointed by ballot, 522 ; Committee authorized to make visits of inspection, 528 ; Progress Report brought up, 581.		
Petition from James R. Firth praying to be examined as a witness ; presented and referred to the Committee, 544 ; prayer of petition granted, 554.		
Report of Board of Visitors, laid on Table, 581	6	93
PENSION OF THE LATE CHIEF JUSTICE :—		
Motion made (*Mr. Farnell*) respecting, and House counted out, 316 ; motion again made and negatived, 381.		
PETERSHAM LAND PURCHASE BILL :—		
Motion made (*Mr. Garrett*) for leave to bring in, 17 ; presented and read 1°, 17 ; read 2°, committed, reported without amendment and report adopted, 28 ; read 3° and sent to Council, 32 ; Message from Council requesting attendance of S. H. Terry, Esq., as witness, 99 : Message in reply assenting, 99 ; returned without amendment, 153 ; assent reported, 167.		
PETITIONS :—		
Weekly Abstracts of	1	665
General Summary of	1	741
PETTY SESSIONS, COURTS OF :—		
Motion made (*Mr. T. G. Dangar*) for Return showing particulars of number held, &c., 379.		
PHILADELPHIA :—		
Motion made (*Mr. H. C. Dangar*) for Committee of the Whole for Address for sum to defray expenses of team of riflemen to represent New South Wales at and withdrawn, 25 ; Message from Governor, 380 ; motion made for Committee of the Whole, 380 ; House in Committee, 410, 446 ; no quorum reported and House counted out, 446	6	449
PIDDINGTON, W. R., Esq. :—		
Appointed Deputy Chairman of Committees, 94, 144.		
PITTY, JOSIAH :—		
Correspondence respecting forfeiture of conditional purchase of, laid on Table, 539	3	1159
POINTS OF ORDER :—		
Contagious Diseases Prevention Bill, 47.		
Ways and Means, 72.		
Agreements Validating Bill, 170, 174.		
Public Schools Act Amendment Bill, 235.		
Salaries of the Judges of the Supreme Court, 246.		
Supply, 249.		
Government Banking Business, 319 (2).		
POLICE :—		
Distribution of Force on 1st December, 1875, laid on Table, 50	2	281
Report of Inspector General for 1875, laid on Table, 136	2	285
Constable John Gilmore :—		
Motion made (*Mr. Buchanan*) for letters and papers relating to the dismissal of, 223 ; Return to Address laid on Table, 264	2	291
Force :—		
Motion made (*Mr. Davies*) for Return showing particulars of appointments to, and negatived, 395.		
Police *v.* Burns :—		
Reports of Inspector General on case of, laid on Table, 513, 581	2	305, 307
POLICE MAGISTRATE AT RAYMOND TERRACE :—		
Motion made (*Mr. Jacob*) for informations and complaints prepared by, 298 ; Return to Address laid on Table, 396	2	179
PORT JACKSON, ALIENATED CROWN LANDS (See "CROWN LANDS.")		
POST AND TELEGRAPH OFFICES, RYLSTONE :—		
Motion made (*Mr. Hurley, Hartley*) for Committee of the Whole, 438 ; House in Committee, and resolution agreed to, 536.		
POST OFFICE SAVINGS BANK :—		
Return to Order, Session 1874, laid on Table, 183	2	839
POSTAL :—		
Mail Service between San Francisco and the Colonies :—		
Contract for, laid on Table, 11	6	51
Time-table, laid on Table, 11	6	49
Convention between United States and New South Wales :—		
Amended article, laid on Table, 65	6	47
Mr. Charles Chandler :—		
Correspondence respecting appointment of, as Assistant Postmaster at Tamworth, 183	6	71
Australian Mails at San Francisco :—		
Return showing date of arrival of, at San Francisco, 394	6	69
Australian Mails crossing America :—		
Correspondence respecting increased charge by United States Government, laid on Table, 478	6	59
San Francisco Service—Telegraph Cable Charges :—		
Conference respecting, laid on Table, 544	6	191
Post Office Report for 1875 :—		
Laid on Table, 560	6	1
PRAYER AND HUMILIATION :—		
Motion made (*Mr. Shepherd*) for setting apart day for, 248, Previous Question moved and passed in the negative, 249.		
PREMISES RENTED BY THE GOVERNMENT :—		
Motion made (*Mr. Hurley, Hartley*) for Return showing number of and particulars of tenure, 435 ; Return to Order (*in part*), laid on Table, 581	2	399
PREVIOUS QUESTION :—		
Passed in the negative, 119, 214, 249, 431, 565.		
Resolved in the affirmative, 128.		
PRINTING COMMITTEE :—		
Motion made (*Mr. H. C. Dangar* for, and negatived, 430.		

REFERENCES TO THE VOTES AND PROCEEDINGS—SESSION 1875-6.	PAPERS. VOL.	PAGE.
P		
PRIVILEGE :—		
Motion made (*Mr. Nelson*) to refer question as to whether Mr. Thomas Brown, the Member for Hartley, has any interest in a contract with the Government for the supply of coal for the use of the Railways, to the Committee of Elections and Qualifications, 174; Report brought up, 213; Report adopted, and seat declared vacant, 243	1	777
Motion made (*Mr. Gray*) to refer question as to whether Mr. Hugh Taylor, one of the Members for Parramatta, has any interest in a contract with the Government for the supply of meat to the Government Asylums at Parramatta, to the Committee of Elections and Qualifications, 174; resignation of Mr. Taylor, and seat declared vacant, 255; Report brought up, 306	1	793
PRIVILEGES OF PARLIAMENT :—		
Motion made (*Mr. Robertson*) for leave to bring in Bill to define, 9.		
PROCLAMATION :—		
Of Governor for opening the Session, 1; read by Clerk, 1.		
PROROGATION SPEECH :—		
Delivered by Governor, 582.		
PROVISION FOR SUPPORT OF PERSONS IMPRISONED FOR DEBT BILL :—		
Motion made (*Mr. Buchanan*) for leave to bring in, 400; presented and read 1°, 400, Order of the Day postponed, 431.		
PUBLIC ACCOUNTS :—		
Auditor General's Report for 1875, on, laid on Table, 539	2	679
Explanatory statement of, as embodied in the Ways and Means for 1876, laid on Table, 42	2	641
PUBLIC EDUCATION (See "EDUCATION.")		
PUBLIC INSTITUTIONS, STATISTICS OF :—		
Motion made (*Mr. Macintosh*) for Return showing number of persons in the gaols, watch-houses, asylums, orphan schools, and hospitals in the Colony, on 1st February, 1866 and 1876, 148; Return to Order (*in part*) laid on Table, 581	6	173
PUBLIC LANDS (See "CROWN LANDS.")		
PUBLIC LIBRARY :—		
By-laws of Ulladulla, laid on Table, 7	4	775
Do. North Illawarra, do. 7	4	769
Do. Inverell, do. 7	4	771
Do. Wollongong, do. 7	4	773
Report of Trustees for Sydney, laid on Table, 186	5	283
By-laws of Broughton Creek and Bomaderry, laid on Table, 336	4	777
PUBLIC PLACE DEFINITION BILL :—		
Motion made (*Mr. Terry*) for leave to bring in, 299; presented and read 1°, 299; motion made for 2°, 311; motion made for adjournment of debate and no tellers for the noes on division, 311; Order of the Day postponed, 333, 351.		
PUBLIC SCHOOLS ACT AMENDMENT BILL :—		
Motion made (*Mr. Robertson*) for Committee of the Whole, 136; House in Committee and resolution agreed to, 140; presented and read 1°, 145; Order of the Day for 2° postponed, 186; motion made for 2° and debate adjourned, 204; resumed and adjourned, 205; read 2° and committed, 222; House again in Committee, 235; Mr. Speaker resumed Chair and Message from Governor read, 235; motion made to refer Message to the Committee on the Bill, and by leave withdrawn, 235; Chairman reported point of order, 235; Mr. Speaker ruled that Bill appropriates part of the Consolidated Revenue Fund, and not having been first recommended by a Message, is irregularly before the House, 235.		
Petition from Mayor and Aldermen, Grafton, in favour of the establishment of Colleges or Grammar Schools under, presented, 190; ordered to be printed, 195	5	245
Petition from Mayor and Aldermen of Orange, ditto, presented, 242; ordered to be printed, 245	5	249
Petition from Mayor and Aldermen of Yass, ditto, presented, 424; ordered to be printed, 429	5	251
Petition from inhabitants of Ryde and Hunter's Hill against any further infringement upon their civil and religious liberty, 213; ordered to be printed, 222	5	247
PUBLIC SCHOOLS (See "EDUCATION.")		
PUBLIC VEHICLES REGULATION ACT OF 1873 :—		
By-laws under, laid on Table, 15, 28, 71, 195, 487	6	983 991
PUBLIC VEHICLES REGULATION BILL :—		
Motion made (*Mr. Davies*) for Committee of the Whole, 71; House in Committee and resolution agreed to, 76; presented and read 1°, 153; Order of the Day postponed, 184, 200; read 2° and committed, 209; Order of the Day postponed, 268, 333, 351; further considered in Committee, 391; Chairman reports no quorum, 391 (2); House counted out, 391; Order of the Day restored, 431; Order of the Day postponed, 500, 535; House again in Committee, no quorum reported, 560 (2); House counted out, 560.		
PUBLIC WORKS LOAN BILL :—		
Standing Orders suspended, 569; presented and read 1°, 570; read 2°, committed, reported with amendments, Report adopted, and sent to Council, 571; returned without amendment, 575; assented to in Council Chamber, 582.		
PUBLIC WORSHIP, SITES FOR PLACES OF :—		
Return to Order (*Session* 1875) laid on Table, 110	4	937
Motion made (*Mr. Dibbs*) for Return showing applications for, 298; Return to Order laid on Table, 498	4	945
PUNT AT TAREE, ROAD AND APPROACHES TO :—		
Motion made (*Mr. R. B. Smith*) for Committee of the Whole, 506; House in Committee and resolution agreed to, 535.		
PUNTS FOR THE MANNING RIVER :—		
Motion made (*Mr. R. B. Smith*) for Committee of the Whole, 505; House in Committee and resolution agreed to, 535.		
Q		
QUEEN, HER MAJESTY THE :—		
Motion made (*Mr. Buchanan*) respecting title of, 430; previous question moved and passed in the negative, 431.		

Q

QUESTIONS :—
Sessional Order passed, 18.
ABERCROMBIE BRIDGE :—Tenders for, 486.
ABERDEEN :—Reserve at, 458.
ADELONG COMMON :—Regulations, 266.
ADMINISTRATION OF JUSTICE :—
Additional Magistrates for Country Districts, 45.
Crown Prosecutor, Western District, 63, 148, 152.
Case of Henry Clarence Roberts, 84.
Case of Messrs. Ogilvie, Jones, and Tuck, 123.
Landale v. Robertson, 128.
Petty Sessions, Maitland and Morpeth, 168.
The case of Pierce Collett, 178, 256.
In Bathurst, 185.
Judges for Circuit Courts, 198.
Magistrates for Uralla, 207.
Jury Lists, 211.
The case of Matthew Findlay and family, 234.
Appointment of a Judge of the Supreme Court, 242.
The case of James Fowles, 247, 264.
The case of Michael Murphy, 297.
Mr. Oliver Saunders, 330.
Mudgee Bench, 348.
Magistrates at Molong, 360.
The case of Clara Donoghue, 364.
The case of T. R. Machin, 377.
The case of Rule *v.* Wallace, 378, 386.
Witness at Supreme Court, 378.
Dr. Beer, 397.
The case of Wicks *v.* Beihler, 404.
Appointment of Mr. M'Connell as a Magistrate, 423.
The Queen *v.* Collett, 178, 256, 428.
ADMINISTRATOR OF THE GOVERNMENT :—Appointment of, 182.
ADVERTISEMENTS, GOVERNMENT, IN "SYDNEY MORNING HERALD" :—Amount paid for, 241.
AGENT GENERAL OF THE COLONY :—Appointment of, 23, 75, 79, 370, 479.
AGRICULTURAL SOCIETIES :—Aid to, 265, 330, 559.
AGRICULTURAL SOCIETY OF NEW SOUTH WALES :—Buildings for, in the Outer Domain, 539.
AGUILAR, LIEUTENANT :—Charges made by, 512.
ALBURY :—
Sheep Quarantine Station, 273.
Land sold in District of, and Corowa, 439.
Distance from, to Moama, &c., 447.
ALIENS NATURALIZATION ACT :—Assent to, 344.
ALIENS :—Selection of land by, 459, 470, 486.
ALIGNMENT OF STREETS OF YASS :—Completion of, 345.
"ANN DUTHIE" :—Boarding of, by Pilot, 156.
APPOINTMENTS :—
Number of, in the Post Office, 107, 124, 143, 182.
In the Civil Service, 182, 302, 580.
ARDILL, MR. JOHN ROCHE :—Recognition of surveys of, 233, 394.
ARMSTRONG, Mr. R. B. :—Charges against, as Coroner, 423.
ARGENT, MR. :—Employment of solicitor by, for prosecuting conditional purchasers, 533, 543.
ARNOLD ALFRED :—The case of, 329.
ARTILLERY, PERMANENT :—Appointment of Lieutenant Bacchus, 151, 177.
ASSENT TO BILLS :—After being reserved, 356.
ATTUNGA :—Reserve at, 444.
AUCKLAND ISLANDS :—Search of, for shipwrecked persons, 318, 335.
BACCHUS, LIEUTENANT :—Appointment of, to Permanent Artillery, 151, 177.
BALDOCK, MRS. :—Presentation of medal to, for bravery, 413.
BANDO RUN :—Purchase of portion of, 559.
BANKING ACCOUNT, GOVERNMENT :—Arrangements for keeping, 69, 80, 95, 156, 165, 264, 368.
BANKS'S MEADOWS :—Reserve at, 203.
BARADINE CREEK :—Conditional purchase on, 385.
BARLEE MR. :—Services of, under the Sewage and Health Board, 256.
BARRACK-WALL, GREEN'S ROAD :—Taking down and rebuilding of, 178, 251, 528.
BARRISTERS ADMISSION ACT :—New rules under, 457.
BARWON AND NARREN RIVERS :—
Public tanks between, 411.
Bridges over, 427.
BAYLY, MR. N. P. :—Erection of fence across road by, 296, 408.
BECKIR, MR. JOSEPH :—Land at Bourke given to, 189.

QUESTIONS (*continued*) :—
BEER, DR. :—The case of, 397.
BELL-BUOY AT NEWCASTLE :—Replacement of, 323, 330, 353.
BERRIMA GAOL :—
Visiting Surgeon, 37.
Contractor for repairs, 452.
BIG RIVER :—Boats for, 421.
BILLS :—Assent to, after reservation, 356.
BINGERA :—
Survey of Common, 127, 244.
Court House, 128, 265, 469.
Land Office, 369, 533.
District Court, 476.
Government Vaccinator, 519.
BLACKWATTLE SWAMP :—Suspension of works at, 348.
BLAXCELL, ELIZABETH :—Promise of grant of land to, 181.
BLOOD :—Utilization of, 559.
BOATS FOR NAMOI AND BIG RIVERS :—Supply of, 421.
BOGGABRI :—Court-house at, 448.
BOGGY FLAT :—Post-office at, 574.
BONDED GOODS :—From the "Kirkwood," 117.
BONUS TO DRAFTSMEN :—In Land Titles and Survey Offices, 245, 272.
BORAH CREEK :—Conditional purchases on, 385.
BORAMBLE CREEK :—Mr. D. Leucy's conditional purchases at, 103.
BORDER DUTIES :—Abolition of, on the Murray River, 563.
BOSWELL, THOMAS :—The case of, 377.
BOTANIC GARDENS :—Distribution of plants from, 37.
BOUNDARY-LINE :—Survey of, between Lachlan and Warrego Districts, 458.
BOWENFELS COAL COMPANY :—Land occupied by, at Redfern Station, 310.
BOWLING ALLEY POINT :—
Reserve, 80.
Petition from miners, 203.
BOWMAN, THE MESSRS. :—Land taken up by, near Grass Tree Hill, 177.
BRADLEY, CAPTAIN :—Land order to, 574.
BRADY, MR. CHARLES :—Petition of, relative to silk culture, 412.
BREWARRINA :—
Telegraph to Gongolgin, 295.
Post and Telegraph Office at, 314.
Land sale, 394.
Magistrates, 437.
Police District, 440.
BRIDGE AND PITT STREETS :—Land at corner of, 458.
BRIDGES :—
Cheshire Creek, 27.
Rose's cutting, 42.
The Hawkesbury, 43, 266.
Murrumbidgee, at Narrandera, 71, 221.
Jackson's Swamp, 97, 355.
Moree, 103.
Dora Creek, 118.
Railway crossing, Muswellbrook, 157.
Wagga Wagga, 159, 221.
Richmond tolls, 273.
Walgett, 301, 404.
Gilmandyke Creek, 340.
Iron Cove, 423.
Barwon and other rivers, 427.
Winburndale Creek, 434.
Yellow Gully, 452.
The Namoi, at Manilla Crossing, 464.
Peel River, 471.
Abercrombie, 486.
O'Brien's, 504.
Dunmore and others, tolls on, 511, 538.
Dungay Creek, 537.
Fish River, 553.
Cunningham Creek, 562.
Murray River, at Howlong, 565.
Gundagai, 568.
White's Falls, 578, 580.
BROKEN BAY :—Lighthouse at, 318.
BRUCE, MR. :—Leave of absence to, 480.
BUNDELLA CREEK :—Reserve on, for travelling stock, 185.
BUNNERONG ROAD :—Money expended on, 178, 182.
BURGESS :—Case of, 20.
BURIAL GROUND, GUNDAGAI :—Fencing of, 429.
BURRAWANG STATION :—Reserves on, 451, 519.
BURROWA :—Post and Telegraph Office at, 256, 266, 349.
BUTLER, MR. :—Acting as Crown Prosecutor, 297.

Q

QUESTIONS (*continued*):—

BY-LAWS :—
Levying wheel-tax by Muswellbrook Municipal Council, 226, 287.
East Maitland Reserve, 277.
BYRNES, MR. W. :—Appointment of, 257, 260.
BYRNES, MR. JAMES :—Candidate for Director, 287.
BYRON RUN :—Reserve on, 563.
CAFE'S CONDITIONAL PURCHASE :—Cancellation of, 360, 397, 470.
CARCOAR :—Post and Telegraph Office at, 560.
CARLAN, MR. JAMES :—Compensation to, 127, 160, 164, 177.
CARPET FOR PROTESTANT ORPHAN SCHOOL :—Cost of, 562.
CARROLL AND PARTY *v.* FORREST AND PARTY :—Case of, 330.
CARROLL AND PARTY *v.* FOSTER AND PARTY :—Case of, 355.
CASSILIS :—Court of Petty Sessions at, 557.
CASTLEREAGH RIVER :—Obstructions in, at Coonamble, 527.
CATARACT AND NEPEAN RIVERS :—Monthly discharge from, 79.
CATES'S CONDITIONAL PURCHASES :—Report of Inspector, 473.
CEMETERY :—
Gundagai, 241.
Wagga Wagga, 428.
Quirindi, 474.
CERTIFICATES OF SECOND CLASS ENGINEERS :—Conditions of holding, 378.
CHESHIRE CREEK :—Bridge at, 27.
CIRCULAR QUAY :—
Regulations for landing and storing goods, 114.
Manly Beach steamers, 259.
Wharf accommodation, 266, 286 (2), 363, 369, 471.
CIRCULARS :—
To Commissioners under Land Act, 83.
To Inspectors of conditional purchases, 160.
CITY PROPERTY :—
Names of valuators of, 485.
Valuation of, 520.
CIVIL SERVICE :—
Members of, acting as directors of companies, 28, 287.
Salaries of Civil Servants, 45, 470.
Mr. Fraser, Clerk of the Peace, 55.
Salaries of Officers in the Customs Department, 91.
Appointments in the Post Office, 107, 124, 143, 182.
Mr. G. F. Wise, 164.
Captain Hixson, 165.
Introduction of Bill, 173.
Travelling expenses to Government Officers, 178
Appointments in, 182, 302, 580.
Mr. W. Byrnes, 257, 260.
Mr. James Byrnes, candidate for director, 28, 287.
Mr. J. R. Thackery, 330.
Leave of absence to Mr. Yeo, 368, 463, 480.
Suspension of public officers, 441.
Leave of absence to Mr. Bruce, 480.
Leave of absence to officers, 511, 563.
CLAIMS AGAINST THE COLONIAL GOVERNMENT BILL :—Assent to, 574.
CLARENCE RIVER :—
Obstructions to navigation, 257.
Dredge, 305.
CLEAR CREEK :—Reserve at, 434.
CLERK OF THE PEACE :—Appointment of Mr. Fraser, 55.
CLERKS IN THE GENERAL POST OFFICE :—Appointments of, 182.
CLEVELAND-STREET :—Opening of, 234.
CLIFTS RUNS :—
Reserves on 554, 562.
Conditional purchases on, 561.
COAL :—
Railway traffic, 31, 369, 579.
Leases in Illawarra District, 64.
For engines on Western and Southern Lines, 147, 164, 271, 317.
For Great Northern Railway, 151, 503.
Haulage from Bowenfels to Moss Vale, 189.
Used on the Southern Railway between Parramatta and Gunning, 189.
Trimming of, at Newcastle, 263.
Survey of Coalfields, 313.
Seams under Sydney, 314, 318.
Duties of Examiner, 404.

QUESTIONS (*continued*):—

COAL (*continued*):—
Consumed on railway from Newcastle to Murrurundi, 503, 511.
Application to mine for, near Sydney, 520.
Unemployed miners, 554.
Supply of trucks, Lithgow Valley, 561.
Supplied for railway purposes, 564, 579.
COAL MINES REGULATION BILL :—Intention of Government to proceed with, 160.
COBBORA :—Police Station at, 135.
COLLETT, PIERCE :—The case of, 178, 256, 428.
COLOMBO CREEK :—Reserve at, 393.
COLONIAL AGENT GENERAL (See "AGENT GENERAL.")
COLWELL'S CONDITIONAL PURCHASES :—Particulars of, 458.
COMMISSIONERS OF CROWN LANDS :—Appointment of, 42, 75, 143, 297.
COMMISSIONER'S HOUSE AT WARIALDA :—Occupation of, 24.
COMMON :—
Bingera, 127, 244.
Mudgee, 255.
Adelong, 266.
Wellington, 361.
Gundagai, 429.
CONDITIONAL PURCHASES (See "CROWN LANDS.")
CONFERENCE, INTERCOLONIAL :—Between New Zealand and New South Wales, 331.
CONN AND M'KENZIE, MESSRS. :—Applications for conditional purchases by, 225.
COOGEE :—Building of sea-wall at, 286.
COOK'S STATUE :—Erection of, 323, 503.
COOKTOWN :—Returned miners from, 379.
COOMA :—Cases at, under Land Act, 251.
COONABARABRAN :—
Court-house, 23, 394, 533.
Land Office, 475.
COONAMBLE :—
Mr. Weston, Clerk of Petty Sessions, 285, 573.
Site for Court-house, 347, 385, 403.
Obstructions to Castlereagh River, 527.
CORONERS INQUESTS :—
Unnecessary holding of, 79.
Return of number of, 98, 157.
Mr. R. B. Armstrong, Young, 423.
COURT-HOUSE :—
Coonabarabran, 23, 394, 533.
Walgett, 23, 347, 394, 538.
Bingera, 128, 265, 469.
Narandera, 221.
Singleton, 226, 369.
Howlong, 237.
Moree, 256, 417, 457.
Wallerawang, 340.
Gunnedah, 343, 448.
Coonamble, 347, 385, 403.
Gladstone, 349.
Warialda, 370.
Wee Waa, 413.
Boggabri, 448.
Murrumburrah, 562.
COURTS OF INQUIRY UNDER LAND ACT :—Holding of, by Commissioner, 341.
COURTS OF APPRAISEMENT :—Practice of, 360.
COWPER WHARF :—Amount spent in repairs of, 363.
COX THOMAS :—Mineral lease granted to, 64.
CRAWFORD, MR. BLOM :—Discoveries of, respecting torpedoes, 370.
CRICKET GROUND IN THE DOMAIN :—Nature of trust, 230.
CROSSING-PLACE OVER THE NAMOI RIVER :—Restoration of, 117, 244.
CROWN LANDS (See also "Reserves") :—
Sold by auction, 19.
Commissioner for the Upper Hunter, 42.
Maps for Gunnedah Land Office, 43.
Conditional purchases, lessees of Crown Lands, 44, 124.
Land revenue, 44.
Survey of land, 53, 458, 554, 562.
Resumption of, 54.
Mr. Delaney, Inspector of Conditional Purchases, 55.
Commissioners, 42, 75, 143, 207, 297, 336, 369.
Agent for District of Maitland, 80, 84.
Leases of, 80.
Circular letter to Commissioners, 83.
Joachim *v.* O'Shannassy, 84.
Conditional purchases on the Brawlan Run. 91.
Right of surveyors to purchase, 98.

Q

QUESTIONS (*continued*):—
CROWN LANDS (*continued*):—
Mr. M'Donald, Land Agent, Tamworth, 103.
Mr. D. Leucy's conditional purchases at Boramble Creek, 103.
At Jervis Bay, 109.
Taken up by Ministers of the Crown, 121.
Conditional purchase of Geo. Dunkley, 123.
Under lease or license, 124, 197.
Application of William Elliot for land occupied by the Messrs. Gibson, 127, 139.
Alienated, on shores of Port Jackson, 147.
Sold in the districts of Albury, Corowa, Denilinquin, &c., 156.
Circulars to Inspectors of Conditional Purchases, 160.
Assistant Land Agent, Singleton, 173.
Taken up by the Messrs. Bowman near Grass-tree Hill, 177.
Taken up by Mr. Hungerford at the Goulburn River, 177.
Between William and Woolloomooloo streets, 178.
Promise of grant of land to Elizabeth Blaxcell, 181.
Pullaming village reserve, 181.
Office, Narandera, 221.
Applications for conditional purchases by Messrs. Conn and M'Kenzie, 225.
Selected by Giles Marsh, 229.
Office, Oberon, 229, 385.
Sold at Narrabri, 244, 415.
Cases under Land Act inquired into at Cooma, 251.
Conditional purchase of William Everingham, 255, 272, 296, 354.
Conditional purchase of Thomas Lowcock, 259.
Road through Collaroy Run, 260.
Conditional purchases made on reserves, 266.
Conditional purchases made by Coulson Murphy, 271, 340.
Application of H. E. A. Wells to purchase land, 273.
Roads through, 287.
Selections on reserves, 295.
Application of C. B. Lowe, for land at Wellington, 296.
Survey of land at Mudgee, 296.
Purchase of roads by Mr. N. P. Bayly, 296, 408.
Improvements on conditional purchases, 315, 386, 459.
Conditional purchase made by Joseph Read, 336, 353.
Courts of Inquiry under Land Act, 341.
Petition of John Halloran, 354.
Land occupied by Messrs. Lamb and Roberts, 354.
Conditional purchases, Patrick's Plains, 354.
Land sale at Warialda, 354.
Courts of Appraisement, 360.
Cafe's conditional purchase, 360, 397, 470.
Office, Molong, 361.
Office, Bingera, 369, 533.
Conditional Purchases on Baradine and Borah Creeks, 385.
Hawke's conditional purchase at Boggabri, 389.
Land sale, Brewarrina, 394.
Gibson's conditional purchase, 407.
M'Cullum's conditional purchase, 408.
Map of counties of Wellington and Phillip, 408.
Neander's conditional purchase at Deniliquin, 409.
Linden's conditional purchase, 412.
District Surveyor Dewhurst, 422.
Road from conditional purchases on Collaroy, Tuite's selections, 422, 483, 489, 503.
Commissioner for Albert District, 434.
Sold in the districts of Albury and Corowa, 439.
Lane's conditional purchases, 443.
Boundary line between Lachlan and Warrego Districts, 458.
Survey of conditional purchases, 458, 554, 562.
Colwell's conditional purchases, 458.
Selection of land by aliens, 459, 470, 486.
Mr. Wild, Inspector of Conditional Purchases, 464.
Conditional purchase held by Mr. Single, 464.
Expenses of conditional purchasers as witnesses, 464.
Conditional purchases of William Nesbit, 470.
Cates's conditional purchases, 473.
The case of James Mara, 474.
Conditional purchase made by Charles Robertson, 474, 557.
Sale of land at Goangora, 475.
Coonabarabran Land Office, 475.
Land sold to Mr. Dines, 479.

QUESTIONS (*continued*):—
CROWN LANDS (*continued*):—
Agents, 490.
Map of Patrick's Plains District, 490.
Deniliquin Run, 493.
Transfer of conditional purchases, 497.
Pitty's conditional purchase, 498.
Unpaid balances on conditional purchases, 509.
M'Donald's conditional purchases, 511.
Mr. Argent, Inspector of Conditional Purchases, 533, 543.
Survey of conditional purchases in county of Georgiana, 534.
Alienation of unnecessary roads, 538.
Survey of conditional purchases, Patrick's Plains, 554.
Conditional purchases of John Earl and others, 557.
Bando Run, 559.
Conditional purchases on the Messrs. Clifts runs, 561.
Conditional purchases made by Taylor and Ward, 563.
Taken up on Messrs. Whites runs, 563.
Conditional purchases made by Lillyman and Tickling, 564.
CROWN PROSECUTOR FOR WESTERN DISTRICT:—Appointment of, 63, 148, 152.
CUNNINGHAM CREEK:—Bridge at, 562.
CURATOR OF INTESTATE ESTATES:—Commission received by, 374.
CUSTOMS:—
Extra tide-waiters, 57.
Salaries of officers in department, 91.
Bonded goods by the "Kirkwood," 117.
Tobacco duties, 152, 160, 368, 543, 573.
Specific duties, 168.
Landing waiters, 408.
Duty on salt, 439.
The tariff, 440.
Border duties, 563.
DANGARS RUNS:—Reserves on, 193(2), 364, 429, 483, 489.
DARBY-STREET, NEWCASTLE:—Encroachment of sand, 157, 203.
DARLING HARBOUR:—
Land taken for railway purposes, 95, 168.
Wharf, 427.
DAY-STREET, EAST MAITLAND:—Repairs to, 460.
DEFENCE OF THE COLONY:—
In the unsettled state of Europe, 464.
Introduction of Bill to deal with Forces, 244.
DEFENCES, HARBOUR:—Particulars of, 453.
DELANEY, MR.:—Action of, as Inspector of Conditional Purchases, 55.
DELOHERY, MR.:—Forage allowance to, as Clerk of Petty Sessions, Maitland, 151.
DENOMINATIONAL SCHOOLS (See "Education.")
DENILINQUIN RUN:—Purchase of improvements, 493.
DESTITUTE CHILDREN'S ASYLUM:—
Punishment of children, 85. 110.
Printing of investigations, and Report of Committee, 340.
Management of, by Government, 452.
DEVINE, JAMES:—Compensation to widow of, 407.
DEWHURST, DISTRICT SURVEYOR:—Selection of, on Attunga Run, 422.
DINES, MR.:—Land sold to, 479.
DIRECTORY, GREVILLE'S POST OFFICE:—Purchase and distribution of, 347, 407, 417, 429, 568(2), 574.
DISEASES AFFECTING LIVE STOCK:—Printing of return, 364.
DISTRICT COURTS:—
Establishment of, 49.
Summonses, 98.
Mudgee, 459, 460.
Bingera, Warialda, &c., 476.
DIVIDING FENCES:—Introduction of Bill to regulate erection of, 31.
DOG ACT:—Extension of provisions of, to district of Parramatta, 58.
DOLMAN, WILLIAM:—Burial of, 397.
DOMAIN CRICKET GROUND:—Nature of trust, 230.
DONOGHUE, CLARA:—The case of, 364.
DORA CREEK:—Bridge at, 118.
DRAFTSMEN:—
Appointment of Parliamentary, 244.
Bonus to, 245, 272.
DRAINAGE:—
Of land at Shoalhaven, 45.
Of Greenhills estate, 306, 527.

Q

QUESTIONS (*continued*):—

DREDGES :—
Construction of, 164.
On the Hunter River, 212.
For the Clarence River, 305.
Number of, in the service of the Government, 317.
"Pluto," on Shoalhaven River, 359.
Engineers employed on, 389.
DUDDING AND ROBINSON :—Land Agents, Singleton, 493.
DUMBLE :—Reserve at, 503.
DUNGAY CREEK :—Bridge at, 537.
DUNKLEY, GEO. :—Conditional purchase of, 123.
DUNMORE BRIDGE :—Tolls on, 511, 538.
DUNN, ELIZABETH :—Promise of grant of land to, 181.
DURATION OF THE SESSION :—Action of Government on motion of Mr. Gray, 27.
DUTY :—
Repeal of, on salt, 439.
Tobacco, 152, 160, 368, 543, 573.
Stamps, 580.
EARL, JOHN AND OTHERS :—Conditional purchases of, 557.
EASTERN CHANNEL, PORT JACKSON :—Cost of dredging operations, 131.
EAST MAITLAND :—
Public reserve, 104.
Post and Telegraph Offices, 263, 424.
By-laws of reserve, 277.
EDEN :—Government wharf at, 117.
EDUCATION :—
Public Schools Act, 23.
Public School at Murrurundi, 24.
School accommodation at Balmain, 33.
Presbyterian School, Erskine-street, 55, 57.
Public School, North Sydney, 83, 509.
Resignation of Members of Council, 121.
Amended Public Schools Bill, 123, 128, 241, 563, 569.
Testimonial to an Inspector of Schools, 127.
Teachers in Public Schools, 168.
Attendance of children in schools under the Council, 179.
Land at Bourke given to Mr. Joseph Beckir, 189.
Public School at Narellan, 189, 202.
Public School at Upper Picton, 202.
Instruction in Public Schools, 202.
Denominational Schools, 203.
Resignation of Members of Council, 204.
University, 219.
Grammar School, 219.
Qualifications of Inspectors, 219.
Public School buildings, 226.
Teachers removed from Denominational to Public Schools, 233.
Public School at Bateman's Bay, 234.
Divine service in non-vested Public Schools, 259.
Architects employed by the Council, 285.
Public School at Cooyal Creek, 314.
Reports of Council, 356.
Public School teacher, Parramatta, 359.
Public School at Burnt Flat, 378.
School at Round Swamp, 409.
Mr. Willis, Public School teacher, 423, 428.
Public School, West Balmain, 448.
Head Master, West Maitland Public School, 452.
Head Master of East Maitland Public School, 460.
School accommodation, Sydney and suburbs, 470(2).
Number of children on school rolls, 475.
Public School at Paterson, 520.
Sir Alfred Stephen, 528.
Amount paid to architects, 539.
Half-time School at Tanilbah and Stony Creek, 563.
Public School, East Maitland, 573.
Public School at Corowa, 579.
ELECTORAL :—
Cost of the last general election, 23, 226, 343, 471.
Rolls for 1873-4, and 1874-75, 46.
Amount expended in the Electorate of The Bogan, 71.
Money spent in Electorate of The Upper Hunter, 88.
Parramatta election, 287, 288, 386, 527.
Publication of evidence before Elections and Qualifications Committee, 306.
Returns of receipts from The Upper Hunter electorate, 309.
Polling-place for Electorate of Liverpool Plains, 341.
Election for Hartley, 423.
Money received from Electorate of The Gwydir, 471, 538.

QUESTIONS (*continued*):—

ELLIOTT, WILLIAM :—Application of for land occupied by the Messrs. Gibson, 127, 139.
ENGINEERS :—
Certificates of second class, 378.
Employed on dredges and steamboats, 389.
ERSKINE VALLEY :—Water at, 286, 313.
ERYSIPELAS :—Accommodation for patients at Parramatta, 54, 58, 69.
ESSAY ON THE PROGRESS OF NEW SOUTH WALES :—Prize for, 139, 220.
EVANS RIVER :—Survey of, 463.
EVERINGHAM WILLIAM :—Conditional purchase of, 255, 272, 296, 354.
EXAMINER OF COAL FIELDS :—Duties of, 404.
EXAMINERS OF LAND TITLES :—Order of dealing with applications, 287.
EXTRA TIDE WAITERS :—Pay of, during holidays, 57.
FALL, PHILIP :—The case of, 178.
FARRELL, JOHN :—Inquest on the body of, 562.
FENCES :—
Introduction of Bill to regulate erection of, 31.
Removal of, in Elizabeth-street, 143, 257.
Compensation to Mr. Philip Ryan, 148.
Dividing, 383.
FINANCIAL STATEMENT :—Transmission of, to England, 50, 58, 70.
FINDLAY, MATTHEW AND FAMILY :—The case of, 234.
FISH RIVER :—Bridge over, 553.
FLAGSTAFF HILL :—Reserve on, 383.
FORSTER, THE HONORABLE WILLIAM :—Papers relating to the mission of, to England, 370, 479.
FORTESCUE, DR. :—Alleged suspension of, by Medical Board, 84.
FOWLES, JAMES :—The case of, 247, 264.
FRASER, MR., CLERK OF THE PEACE :—Appointment of, 55.
GADOOGA :—Reserve at, 503.
GAOLS :—
Berrima, 37, 452.
Yass, 50.
Tamworth, 155, 448.
Mudgee, 407.
Parramatta, 471.
The case of J. J. Hunt, 440, 475.
Wagga Wagga, 557.
GAS :—Lighting of Government institutions with, at Parramatta, 202.
GATES ACT :—Fee chargeable under, 560.
GENERAL ELECTION :—Cost of, 23, 226, 343, 471.
GIBSON, JOHN :—The case of, 273.
GIBSON'S CONDITIONAL PURCHASE :—Survey of, 407.
GILMANDYKE CREEK :—Bridge at, 340.
GLADSTONE :—Erection of lock-up, 349.
GOANGORA :—Sale of land at, 475.
GOLD FIELDS :—
At Glen Elgin, 95.
Reserve at Denison Diggings, 98, 163, 440, 485.
Reserve at Solferino, 104.
Reserve near Oberon, 181.
Petition of miners at Bowling Alley Point, and Nundle, 203.
Miners rights, &c., M'Guigan's Lead, 223, 347.
Number of gold leases prepared, 226.
Miners rights, 347.
Reserve, County of Wellington, 354.
Returned miners from Cooktown, 379.
Reserve, Cudgegong, 393, 408, 437, 443.
GOVERNMENT :—
Private practice of veterinary surgeon, 41.
Wages of employés, 43.
Arrangements for keeping Banking Account, 69, 80, 95, 156, 165, 264, 368.
Administrator, 182.
Advertisements in *Sydney Morning Herald*, 241.
GRAMMAR SCHOOL :—Subjects taught at, 219.
GREENHILLS ESTATE :—Drainage of, 306, 527.
GRENFELL QUARTER SESSIONS :—Establishment of, 159, 476, 498.
GREVILLE'S POST OFFICE DIRECTORY :—
Purchase and distribution of, 347, 407, 417, 429, 568 (2), 574.
Paper supplied to Government by, 452.
GULGONG :—
Incorporation of, 20, 55.
Post and Telegraph Office, 131, 260.
Hospital, 234.

Q

QUESTIONS (*continued*) :—

GUMLY GUMLY RUN :—Reserve for water on, 359, 367.
GUNDAGAI :—
Fencing Cemetery, 241.
Fencing Burial Ground, 429.
Tolls on Bridge, 568.
GUNNEDAH :—
Maps for Land Office, 43.
Attendance of Magistrates, 295.
Court-house, 343, 448.
Separation of Police District of, 370.
GUNNING :—Clerk of Petty Sessions at, 580.
HALLORAN N. JOHN :—Petition of, respecting fence erected by N. P. Bayly, 354.
HARBOUR :—
Kiama and Wollongong, Works, 38, 49.
Of refuge, Trial Bay, 305.
Regulations, 390, 403.
Sydney, survey of water-frontage, 434, 567.
Defences, 453.
HARTLEY :—Election for, 423.
HAWKE'S CONDITIONAL PURCHASE :—At Boggabri, 389.
HAWKESBURY, THE :—Bridge over, 43, 266.
HEALTH AND SEWAGE BOARD :—Particulars of, 211.
HEALTH OFFICER :—Boarding of Ships by, 553.
HILL AND BELLEVUE STREETS :—Proclamation of, 132.
HIXSON, CAPTAIN :—Appointments held by, 165.
HOME GOVERNMENT :—Petition to, on political position of the Colony, 379.
HOSPITAL :—
Gulgong, Inspection of, 234.
Reserve near St. Vincent's, 241.
HOWLONG :—Court-house at, 237.
HUNGERFORD, MR. :—Land taken up by, at the Goulburn River, 177.
HUNT, J. J. :—The case of, 440, 475.
HUNTER RIVER :—
Expenditure on, during the last twenty years, 46.
Revenue from, during the last twenty years, 53.
Dredge, 212.
HYDE PARK :—
Alienation of Reserve, 105.
Security of unalienated portion, 163.
ILLAWARRA :—
Revenue from Electorate, 65.
Mineral conditional purchases in District, 81.
IMMIGRATION :—
Introduction of Government scheme, 148.
Regulations, 361.
Vote for, 361.
IMPROVEMENTS ON RESERVES :—By lessees, 360, 364, 404, 424.
INFECTIOUS DISEASES :—Regulations for prevention of spread of, 336.
INSANE, THE :—Bill to amend and consolidate the law relating to, 194.
INTERCOLONIAL CONFERENCE :—Between New South Wales and New Zealand, 331.
INTEREST ON THE PUBLIC DEBT :—Falling due in 1877, 1878, and 1879, 317.
INTESTATE AND INSOLVENT ESTATES :—
Unclaimed balances, 233.
Commission received by Curator, 374.
IRON COVE :—Bridge across, 423.
IRON STEAM DREDGE :—Construction of, 164.
JACKSON'S SWAMP :—Bridge at, 97, 355.
JERVIS BAY :—Land taken up at, 109.
JOACHIM *v.* O'SHANASSY :—Cost of appeal, 84.
JUDGES :—
Salaries of, of the Supreme Court, 109.
For Circuit Courts, 198.
Appointment of, 242.
JUDICATURE ACTS :—Introduction of, 198.
JUNEE :—Population of, 65.
JURY LISTS :—Number of jurors, 211.
KELSO :—
Abolition of toll-bar, 353.
Money collected at toll-bar, 457.
KEMP, WIDOW OF WILLIAM :—Compensation to, 155.
KIAMA HARBOUR WORKS :—
Amount expended on, 38, 49.
Revenue from Electorate, 65.
KREFFT, MR. :—
Salary of, 378.
Decision of Judges in case of, 454.
LAKE BATHURST :—Not a public reserve, 453.
LAKE MACQUARIE :—Dredge for, 95.

QUESTIONS (*continued*) :—

LAMB AND ROBERTS, MESSRS. :—Land occupied by, 354.
LAMBTON :—Delivery of letters at, 245.
LAND :—
Amount of revenue, 44.
Taken up by Ministers of the Crown, 121.
Agent, Singleton, 173.
Between William and Woolloomooloo Streets, 178.
At Bourke, given to Mr. Joseph Beckir, 189.
Office, Narandera, 221.
Office, Oberon, 229, 385.
Office, Molong, 361.
Office, Bingera, 369, 533.
At corner of Bridge and Pitt Streets, 458.
Agents, 490.
LAND ORDERS (See "VOLUNTEERS.")
LAND TITLES :—
Order of dealing with applications by Examiners, 287.
Business of office, 558.
LANDALE *v.* ROBERTSON :—Summons served upon officer of Lands Department, 128.
LANDING WAITERS :—Leave of absence to, 408.
LANE'S CONDITIONAL PURCHASE :—Decision in case of, 443.
LESSEES OF CROWN LANDS :—Return of, to be laid on Table, 44.
LETTER-CARRIERS :—Number and grade of, 226.
LICENSING MEETING, SYDNEY :—Summoning of magistrates, 483, 486.
LIEUTENANT-GOVERNOR :—Appointment of, 182.
LIGHT-HOUSE, BROKEN BAY :—Erection of, 318.
LIGHT ON NOBBYS :—Obscuration of, 212, 440.
LILLYMAN AND TICKLING :—Conditional purchases made by, 564.
LINDEN'S CONDITIONAL PURCHASE :—Improvements on, 412.
LINLEY, MR., HYDRAULIC ENGINEER :—Arrival of, 509.
LIVERPOOL POST OFFICE :—Management of, 433.
LIVERPOOL PLAINS :—Polling-place for electorate of, 341.
LIVE STOCK :—
Printing of return affecting diseases in, 364.
Prohibition Treaty, 385.
Trucking of, at Bathurst Station, 443.
LOANS :—
Repayment of, by the Municipal Council of Sydney, 285.
To Municipalities, 369, 521.
LOCK-UP :—
Gladstone, 349.
Wee Waa, 413.
LODGING HOUSES :—Report of Health and Sewage Board on, 229.
LOWCOCK, THOMAS :—Conditional purchase of, 259.
LOWE, C. B. :—Application for land at Wellington, 296.
LUMLEY, MR. CHARLES LEWIS :—Appointment of, as Vaccinator, 80.
LUNATIC ASYLUM, PARRAMATTA :—
Tenders for supply of provisions, 471.
Escape of lunatics, 473, 493.
Murder of Peter Weitmayer, 480.
Assistant Superintendent, 486.
M'CONNELL, MR. :—Appointment of, as magistrate, 423.
M'CULLUM'S CONDITIONAL PURCHASE :—Payment of deposit, 408.
M'DONALD'S CONDITIONAL PURCHASES :—Survey of, 511.
M'GUIGAN'S LEAD :—
Miners rights and business licenses, 223.
Post Office, 223.
M'KENZIE, AND CONN :—Applications for Conditional Purchases by, 225.
MACHIN, T. R. :—The case of, 377.
MAGISTRATES :—
Appointment of, for country districts, 45, 580.
Warialda, 71.
For Uralla, 207.
Attendance of, at Gunnedah, 295.
Wellington, 306.
At Molong, 360.
At Mudgee, 408.
For Brewarrina, 437.
MAILS (See "POSTAL.")
MAITLAND :—
Forage allowance for Clerk of Petty Sessions, 151.
Petty Sessions, 168.
MANLY BEACH :—
Steamers at Circular Quay, 259.
Pier at, 459.

Q

QUESTIONS (*continued*):—

MANNING, J., Esq.:—Survey of George's and Loddon Rivers by, 201.
MAPS:—
For Gunnedah land office, 43.
Leases in counties of Wellington and Phillip, 408.
Selections in Patrick's Plains district, 490.
MARA, JAMES:—The case of, 474.
MARCH, GILES:—Land selected by, 229.
MARRIAGE WITH DECEASED WIFE'S SISTER LEGALIZING BILL:—Assent to, 27.
MARY'S LANE:—Repair of, 377.
MEDALS FOR RESISTING BUSHRANGERS:—To the Messrs. Faithfull and Sub-inspector Stephenson, 70.
MEDICAL WITNESSES:—Case of prisoner Burgess, Maitland, 20.
MEER'S LAND AT MURRURUNDI:—Occupation of, by Mr. Wakeford, 44.
MELBOURNE:—Distance from, to Wodonga, &c., 448.
MEMBERS OF ASSEMBLY EMPLOYED BY THE GOVERNMENT:—Number of, 23.
MEROO, UPPER:—Village reserve at, 273, 297.
METROPOLITAN TRANSIT COMMISSIONERS:—Amount of money received and paid by, 109.
MEYMOTT, MR. DISTRICT COURT JUDGE:—Production of Railway ticket by, 497.
MILITARY AND VOLUNTEER FORCES:—Reorganization of, 164.
MILLIE:—Survey and proclamation of township of, 353.
MINERAL CONDITIONAL PURCHASES:—In Illawarra District, 81.
MINERAL LEASES:—
In the Illawarra District, other than gold, 64.
Granted to Thomas Cox, 64.
Applications for, 457.
MINING:—
Introduction of Bill, 20, 44, 152.
Wardens of districts, 136.
Appointment of surveyors, 194.
The case of John Gibson, 273.
Regulations, 273.
Department of Mines, 314, 347.
Case of Carroll and party *v.* Forrest and party, 330.
Miners rights, 347.
Case of Carroll and party *v.* Foster and party, 355.
Mineral selections made by Mr. A. Stuart, 374.
Duties of officers in department, 398.
Under public roads, 521.
MINISTERS OF THE CROWN:—Land taken up by, 121.
MINT BUILDINGS:—Leakage in roof, &c., 327, 344, 513.
MOLONG:—
Telegraph line, 69.
Magistrates, 360.
Land office, 361.
Telegraph office, 378.
MONEY ORDER SYSTEM:—Extension of, to America, 33, 160.
MOREE:—
Police building, 91.
Bridge, 103.
Court-house, 256, 417, 457.
MORPETH:—Cases heard at Petty Sessions, 168.
MUDGEE:—
Fence across Common, 255.
Survey of land, 296.
Additional Magistrates, 348.
Reserve for water, 354.
Gaol, James Devine, 407.
Magistrates, 408.
District Courts, 459, 460.
MUDGEE AND TAMBAROORA ROADS:—Amount due to contractors, 212.
MUNICIPALITIES:—
Endowment of St. Peter's, 131.
Hill and Bellevue streets, Redfern, 132.
By-law, Muswellbrook Council, 226, 287.
Repayment of loan by City Council, 285.
Loans to, 369.
Municipal Council of Sydney, 520.
Valuation of City property, 485, 520.
Endowment to Paddington, 574.
MURPHY, COULSON:—Conditional purchases made by, 271, 340.
MURPHY, MICHAEL:—The case of, 297.
MURRAY RIVER:—Bridge over, at Howlong, 565.
MURRUMBIDGEE:—Bridge over, at Narrandera, 71, 221.
MURRUMBURRAH:—Court-house for, 382.

QUESTIONS (*continued*):—

MUSEUM:—
Salary of Curator, 378.
Trustees, 453, 490.
Decision of Judges in case of Gerard Krefft, 454.
Theft of gold specimens, 480.
MUSWELLBROOK:—
By-law of Municipal Council levying wheel tax, 226, 287.
Bridge over railway-crossing, 157.
NAMOI RIVER:—
Crossing-place, 117, 244.
Boats, 421.
Bridge at Manilla Crossing, 464.
NARRABRI:—
Police barracks, 23, 329.
Land sold, 244, 415.
Wesleyan Church, 443.
NARRANDERA:—
Population, 65.
Bridge, 71, 221.
Land office, 221.
Court-house, 221.
Poundkeeper, 475.
NAVAL BRIGADE:—
Delay in payment of, 57.
Command of, 124.
Fines for non-attendance, 473.
NEANDER'S CONDITIONAL PURCHASE AT DENILIQUIN:—Improvements on, 409.
NEPEAN AND CATARACT RIVERS:—Monthly discharges from, 79.
NEPEAN RIVER:—Level of, 271.
NESBIT, WILLIAM:—Conditional purchases of, 470.
NEWCASTLE:—
Expenditure on harbour of, during the last twenty years, 46.
Revenue from, during the last twenty years, 53.
Sand drift at, 203, 277.
Telegraph office, 296.
Replacement of bell buoy, 323, 330, 353.
NEW LAMBTON:—Police protection for, 245.
NEW SOUTH WALES:—Prize essay on, 139, 220.
NEWSPAPERS:—Non-delivery of, 58, 97.
NOBBYS LIGHT:—Obscuration of, 212, 440.
NUNDLE:—
Reserve, 80.
Petition from gold miners, 203.
Timber reserve, 341.
OBERON:—Land office, 229, 385.
OBLEY MAIL:—Contract for carrying, 257, 272.
O'BRIEN'S BRIDGE:—Tolls at, 504.
OGILVIE, JONES, AND TUCK:—Trial of, on charge of larceny, 123.
OGILVIE'S HILL:—Reserve at, 185, 193, 251.
ORPHAN SCHOOLS:—
Amalgamation of Protestant and Roman Catholic, 83.
Forgery of signature of Jesse Hack to tender for meat, 443.
Carpet for Protestant, 562.
OVERLOADING VESSELS:—Steamship "Whampoa," 54.
PACIFIC MAIL SERVICE (See "POSTAL.")
PADDINGTON MUNICIPALITY:—Endowment to, 574.
PAMPHLETS:—Respecting reserves, 330, 423, 538.
PAPER SUPPLIED TO GOVERNMENT:—By Mr. Greville, 452.
PARLIAMENTARY:
Employment of Members, 23.
Duration of the Session, 27.
Use of stables by public servants, 88.
Draftsmen, 244.
PARRAMATTA:—
Money lent by Government to Borough Council, 34
Erysipelas patients in town of, 54, 58, 69.
Extension of Dog Act to, 58.
Salaries of warders, Lunatic Asylum, 69.
Lighting Government institutions with gas, 202.
Election for, 287, 288, 386, 527.
Publication of evidence respecting Mr. Taylor's seat, 306.
Road, 340, 497.
Repair of residence of Medical Superintendent, 367.
Orphan School, forgery of signature of Jesse Hack, 443.
Lunatic Asylum, 471, 473, 480, 486, 492.
Gaol, 471.
Loan to municipality, 521.
Allowance to letter carriers, 527.

Q

QUESTIONS (*continued*):—

PEEL RIVER:—Bridge over, 471.
PETITION TO THE HOME GOVERNMENT:—On the political position of the Colony, 379.
PHILADELPHIA EXHIBITION:—
Salaries and duties of Commissioners, 20, 38, 70, 135.
Money voted and spent, 463.
PIER AT MANLY BEACH:—Access of public to, 459.
PILOT SERVICE:—Boarding of the "Ann Duthie," 156.
PITNACREE ROAD:—Repairs to, 460.
PITTY'S CONDITIONAL PURCHASE:—Forfeiture of, 498.
PLANTS FROM BOTANIC GARDENS:—Distribution of, 37.
"PLUTO" STEAM DREDGE:—Removal of from Shoalhaven River, 359.
POLICE:—
Barracks at Narrabri, 23, 329.
Magistrate, Warialda, appointment of Mr. F. T. Rusden, 71.
Buildings, Moree, 91.
Station, Cobbora, 135.
Barracks, Raymond Terrace, 221.
Protection for New Lambton, 245.
Magistrate, Wellington, 306.
Reduction of pay of senior-constables by the Inspector General, 363.
Separation of District of Gunnedah, 370.
The case of Thomas Boswell, 377.
District of Brewarrina, 440.
Monthly returns of cases, 528, 539.
Particulars of service of, 558.
PORT JACKSON:—
Cost of dredging operations, Eastern Channel, 131.
Alienated Crown lands on shores of, 147.
POSTAL:—
Pacific Mail Service, 31, 43, 88, 118, 160, 452.
Post Office Money Order System, 33, 160.
Non-delivery of newspapers, 58, 97.
Post Office, West Maitland, 83.
Mail steamship "City of San Francisco," 87, 88.
Assistant postmaster, Tamworth, 98.
Seaworthiness of steamships, 104.
Appointments in the Post Office, 107, 124, 143.
Railway carriages for sorting mails, 113.
Post and telegraph office, Gulgong, 131, 260.
Post and telegraph office, Tenterfield, 156, 417.
Clerks in the General Post Office, 182.
Post and telegraph office, Scone, 201.
Post office, M'Guigan's Lead, 223.
Letter carriers, 226.
Watson's Bay mails, 238.
Delivery of letters at Lambton, 245.
Post and telegraph office, Burrowa, 256, 266, 349.
Obley mail, 257.
Post and telegraph office, East Maitland, 263, 424.
New street in front of Post Office, 266.
Mail route from Obley to Cannonbar, 272.
Post and telegraph office, Brewarrina, 314.
Communication between Bulgandramine and Parkes, 317.
Mails from Sydney to Newcastle, 348.
Mail Branch, General Post Office, 374.
Detention of mails at San Francisco, 393.
Delivery of mails, Sydney, 393.
Post and telegraph office, Rylstone, 412.
Conveyance of mails across America, 415, 475.
Mr. C. A. Scrivener, Liverpool, 433, 475.
Post Office, Liverpool, 433.
Cost of conveying English mails overland and by steamer, 460.
Post office, Back Creek diggings, 474.
Post and telegraph office, Waverley, 521.
Letter carriers, Parramatta, 527.
Post and telegraph office, St. Leonards, 557.
Post and telegraph office, Carcoar, 560.
Post office, Singleton, 568.
Post office, Boggy Flat, 574.
POUNDKEEPER, NARANDERA:—Duties of, 475.
PROHIBITION TREATY:—Respecting importation of stock, 385.
PROTHONOTARY OF THE SUPREME COURT:—Filling of office of, 98.
PUBLIC DEBT:—Interest on, 317.
PUBLIC GATES ACT:—Fee chargeable under, 560.
PUBLIC SCHOOLS (See "EDUCATION.")
PUBLIC VEHICLES REGULATION ACT:—Amount received by Commissioners, 71.
PUBLIC WORSHIP:—Sites for places of, 55.

QUESTIONS (*continued*):—

PULLAMING VILLAGE RESERVE:—Conditional purchases on, 181.
PUNT AT TAREE:—Tenders for construction of, 34.
QUARTER SESSIONS, GRENFELL:—Establishment of, 159, 476, 498.
QUEEN *v.* COLLETT:—Judgment of the Supreme Court, 428.
QUIRINDI:—General cemetery at, 474.
RACECOURSE, RANDWICK:—Resumption of land near, 87.
RAILWAYS:—
Trial surveys, 19, 49, 80, 81, 163, 287, 336, 457.
Cootamundra to Wagga Wagga, 27, 411.
Coal traffic, 31, 369, 579.
Survey from Weris's Creek to Gunnedah, 33.
Sparks from engines, 41, 197.
Invoice books, 41.
Bridge at Rose's Cutting, 42.
Wages of Government employés, 43, 88, 348, 490, 568 (2).
Mr. Meer's land at Murrurundi, 44.
Cootamundra to Gundagai, 49.
Wagga Wagga to Deniliquin, 49.
Traffic, Morpeth station, 50.
To Molong, 53.
Extension to Orange, 55, 70, 241, 433, 489, 538, 559, 564, 577.
Illawarra, 63, 81, 85, 144, 223, 368, 398, 412, 447.
From Murrurundi to Tamworth, 64, 569.
From Gunning to Yass, 64.
Traffic, Newcastle to Singleton, and Singleton to Murrurundi, 64, 561.
Sheep traffic, Wallerawang station, 65.
Free passes to labourers, 69, 386.
Siding near Penrith, 80.
Cootamundry to Gundagai, 80, 418.
Wagga Wagga to Deniliquin, 80.
Orange to the Darling, 81.
Trial surveys, Sydney to Wollongong, 81.
Extension to the Circular Quay, 87.
Singleton station, 88, 155.
Kelso to Bathurst, 91.
Land taken at Darling harbour, 95, 168.
Platforms at George's Plains and Back Creek, 97.
Excursion tickets, Great Northern Line, 104.
Sleepers, 104, 394.
From Berrima coal fields to Main Southern Line, 104.
Carriages for sorting mails, 113.
Newtown Station, 113, 118, 230, 340, 417.
Alleged bad rails, 118.
Works at Parramatta junction, 131.
Saturday excursion train, 144, 152.
Engine coal, Western and Southern Lines, 147, 164, 271, 317.
Coal for Great Northern, 151, 503, 579.
Camberwell station, 155.
Widow of William Kemp, 155.
Uniforms for guards and workmen, 156, 220, 324, 403, 483, 489, 504, 562.
Bridge over crossing at Muswellbrook, 157.
Special carriage, 160.
Extension of Great Southern, 185.
Haulage of coal between Moss Vale and Berrima, 189.
Coal used between Parramatta and Gunning, 189.
Goods forwarded from Morpeth to Murrurundi, 190.
From Grafton to Glen Innes, 194.
Goulburn to Gunning, 202.
Vale of Clwydd Colliery, 211.
Statistics, 212.
Over way-bridges, 220, 355.
Iron, imported and colonial, 221.
Fines paid by officials, 243, 354, 389.
Petersham Station, 244.
Reserve at Springwood Station, 256.
To Wallsend, 265.
Running of trains on Good Friday, 277.
To Bullock Island, 286.
Mr. James Byrnes, 287.
Contractors names and extension of time to, 302.
Holidays to workmen, 305.
Free passes to members of the press, 306.
Contract for supply of trucks, 309.
Land occupied by Bowenfels Coal Company at Redfern, 310.
Opening of Bathurst Station for goods traffic, 310.
Weigh-bridge at Parramatta Station, 323.
Appointment of station-master at Raglan, 323.
The case of Alfred Arnold, 329.

Q

QUESTIONS (*continued*):—

RAILWAYS (*continued*):—
Special train for the Chief Justice, 329, 341.
Goods platform, Macquarie Plains, 341.
To Quirindi, 343, 428, 564.
Suburban traffic, 343.
Contracts, 343, 386, 579.
Station at Quirindi, 345.
Survey *vid* Molong, 345.
Rates for sheep, 355.
Estimates, 356.
Homebush station, 364.
Volunteers in department, 369.
Workshops, Bathurst, 369.
Station Back Creek, 377.
Labourers in flying gangs, 386.
To Bathurst, 390.
Tunnel, Liverpool Plains, 394.
Guards, 398.
Curves, 398.
To Bowning, 398.
Extension between Murrumburrah and Cootamundra, 411.
Extension between Yass and Murrumburrah, 412.
Weighing machines, 422.
Landing-stage at Parramatta junction, 422.
Goods station at Greta, 422.
Engines made by Vale and Lacy, 428, 469.
Passenger trains on Wallsend Coal Company's line, 433.
Goods station at Greta, 434.
To Blayney, 441.
Trucking stock, Bathurst station, 443.
Station, at Tamworth, 444.
Distance from Albury to Moama, &c., 447.
Distance from Melbourne to Wodonga, &c., 448.
Station-house and goods-shed, Blayney, 448, 498.
Trial survey from Dubbo to Bourke, 457.
From Murrurundi to Quirindi, 464.
Yass to Cootamundra, 471.
Station, Back Creek, 475.
Reserves on western Line, 485, 567.
Engineer-in-Chief occupying whole carriage, 485.
From Blayney to Orange, 489.
Yards for stock at Bowning Station, 490.
Extension into the city, 491.
Mr. District Court Judge Meymott, 497.
Overtime to workmen, 497.
Gates on Richmond Line, 498.
Coal consumed on line from Newcastle to Murrurundi, 503, 511.
Pay of gatekeepers on Great Northern Line, 513.
Goods trucks, 520.
Station at Tea-pot Swamp, 528.
Tenders for locomotive engines, 534.
Platform between George Plains and Reedy Creek, 534.
To Murrumburrah, 538.
Supply of coal trucks, Lithgow Valley, 561.
Passenger traffic on Great Northern Line, 561.
To Binalong, 562.
Free travelling from Parramatta to Sydney, 562.
Coal supplied for Railway purposes, 564.
Employment of clerks, 568.
Charge against an official, 578.
Manager's clerk, Great Northern, 578.
Charges on Great Northern, 579.
Coal supplied by Waratah Company, 579.
Arrangement with Wallsend Company, 580.

RANDWICK:—
Punishment of children in Asylum, 85, 110.
Printing investigations and Report of Asylum Committee, 340.
Resumption of land near Racecourse, 87.
Management of Asylum, by Government, 452.

RAYMOND TERRACE:—
Police barracks, 221.
Weather telegraphic reports, 233.
Encroachment on boundary of town, 440.

READ, JOSEPH:—Conditional purchase made by, 336, 353.

REDFERN WATCH-HOUSE:—Site for, 567.

REGULATIONS, HARBOUR:—Steamers towing vessels, 390, 403.

REMOVAL OF FENCE:—In Elizabeth-street, 143, 257.

QUESTIONS (*continued*):—

RESERVES:—
From sale for water supply, New England, 19.
Somerton, 54.
Nundle and Bowling Alley Point, 80.
Yanko Creek, 83, 393, 412, 465, 512, 564.
Denison Diggings, 98, 163, 440, 485.
Solferino Gold Field, 104.
East Maitland, 104.
Hyde Park, 105.
Travelling stock, 128, 163 (2), 185, 237, 256, 504.
Gold field near Oberon, 181.
For water, on the Paterson and Maitland Road, 182.
Ogilvie's Hill, 185, 193, 251.
W. J. Dangar's stations, 193.
Dangar Brothers stations, 193, 364, 429, 483, 489.
Near St. Vincent's Hospital, 241.
Springwood Railway Station, 256.
Conditional purchases on, 266.
Village, Upper Meroo, 273, 297.
By-laws, East Maitland, 277.
Selections on, 295.
Pamphlets respecting, 330, 423, 538.
Nundle, for timber, 341.
Gold Field, County of Wellington, 354.
For water, Mudgee, 354.
For water, on Gumly Gumly Run, 359, 367.
Improvements on, 360, 364, 404, 424, 560.
Flagstaff Hill, 383.
Gold field, Cudgegong, 393, 437, 443.
Colombo Creek, 393.
Wilbetree, 407.
Clear Creek, 434.
Adjoining the town of Warren, 439, 512.
Attunga, 444.
Burrawang Station, 451, 519.
Aberdeen, 458.
Weris's Creek Gap, 471.
On Western Line of Railway, 485, 567.
Dumble and Gadooga, 503.
Paterson Road, 533.
On Messrs. Clifts Run, 554, 562.
On Byron Run, 563.

RESIDENCE OF MEDICAL SUPERINTENDENT, PARRAMATTA:—Repair of, 367.

REYNOLDS, PRIVATE:—Correspondence between, and the Government, 131, 263, 567.

RICHMOND:—
Telegraph office and postmaster, 41.
Tolls on bridge, 273.

RICHMOND RIVER:—Steam-tug for, 265, 323.

ROADS:—
Shoalhaven and Moss Vale, 33.
Grant for repairs of Minor, 79.
Murrumburrah to Young, 97.
Compensation to Mr. James Carlan, 127, 160, 164, 177.
Hill and Bellevue streets, 132.
For travelling stock from Narrabri to Boggabri, 143.
Through Mr. Blaxland's land, 148.
Darby-street, Newcastle, 157, 203.
Scone to Denison Diggings, 159, 226.
Bunnerong, 178, 182.
Barrack wall, Green's Road, 178, 251, 528.
Through the Messrs. Badgery's land, 198.
Sand-drift, Lake Macquarie Road, 203.
Mudgee and Tambaroora, 212.
Tenders for metal, 220.
Opening of Cleveland-street, 234.
Street in township of Rockley, 237.
Newcastle to Wallsend, *vid* Hamilton, 245.
Newcastle to Wallsend, 245.
Parish Roads Act, 260.
Through Collaroy Run, 260.
New street in front of Post Office, 266.
Gunning to Queanbeyan, 266.
Mudgee Road contracts, 272.
Henderson, 286, 469.
Through Crown lands, 287.
Fence erected across, by Mr. N. P. Bayly, 296, 408.
Repairs to Parramatta Road, Camperdown, 340, 497.
Mudgee to Gulgong, *vid* Pipeclay, 349.
Through Cambewarra, 349.
Newtown and Cook's River, 361.
Sale of unnecessary, 363, 538.
Trunkey to Back Creek, 377.

Q

QUESTIONS (*continued*):—

ROADS (*continued*):—
From conditional purchases on Collaroy, Tuite's selections, 422, 483, 489, 503.
Dungowan Creek, 452.
Cockburn Bridge to Dungowan, 457.
In the Electorate of The Williams, 459.
Day-street, East Maitland, 460.
Pitnacree, 460.
Blandford to silver-mines, Timor, 463.
Railway terminus, Quirindi, 464.
Carcoar and Grenfell, 471.
Through town of Broke, 480.
Goulburn to Bathurst, *viâ* Little River, 490.
Mining under, 521.
Reserve on Paterson Road, 533.
Port Macquarie to Ennis, 537, 574.
Belgrave and Kempsey, 537.
Ballangarra, 537.
Bar Scrub, 538, 543.
Alienation of, 538.
Newton Boyd, 543.

ROBERTS, HENRY CLARENCE :—Case of, at Water Police Court, 84.

ROBERTSON, CHARLES :—Conditional purchase made by, 474, 557.

ROBINSON AND DUDDING :—Land Agents, Singleton, 493.

ROCKLEY :—Streets in township of, 237.

ROSE'S CUTTING :—Bridge at, 42.

RULE *v.* WALLACE :—The case of, 378, 386.

RULES OF SUPREME COURT :—Complete copies of, 363.

RUNS IN THE WARREGO DISTRICT :—Stocking and occupation of, 413.

RUSDEN MR. F. T. :—Appointment of, as Police Magistrate, Warialda, 71.

RYAN, MR. PHILIP :—Compensation to, 148.

RYLSTONE :—Post and telegraph office at, 412, 520.

SALARIES :—
Of Civil Service, deductions made in the years 1871, and 1872, 45.
Of Judges of the Supreme Court, 109.
Payment of, as voted, 470.

SALT :—Repeal of duty on, 439.

SAND-DRIFT, LAKE MACQUARIE ROAD :—Prevention of, 203, 277.

SAUNDERS, MR. OLIVER :—Conduct of, in reference to John Flood, 330.

SAVINGS BANK :—
Accumulation of coin, by Trustees, 197.
Trustees or directors, 286.
Amount of deposits and interest paid, 479.

SCARLET FEVER :—Regulations for prevention of spread of, 336.

SCHOOLS (See "EDUCATION," also "ORPHAN SCHOOLS.")

SCONE :—Post and telegraph office at, 201.

SCRIVENER, MR. C. A. :—Postmaster at Liverpool, 433, 475.

SEA-WALL, COOGEE :—Building of, 286.

SEAWORTHINESS OF STEAMSHIPS :—Enforcement of Colonial Navigation Act, 104.

SERICULTURE :—Papers relating to, 429.

SEWAGE AND HEALTH BOARD :—
Particulars of, 211.
Services of Mr. Barlee, 256.

SEWERAGE :—Public debt raised to pay for, 70.

SHEEP :—
Diseases in, and reports from Stock Inspectors, 20.
Traffic, Wallerawang Station, 65.
Quarantine station at Albury, 273.
Importation of, 412.

SHOALHAVEN :—
Drainage of land, 45.
Moss Vale Road, 33.
Revenue from Electorate of, 65.

SILK CULTURE :—
Papers on subject of, 260.
Petition of Mr. Charles Brady, 412.

SINGLE, MR. :—Conditional purchase held by, 464.

SINGLETON :—
Assistant Land Agent, 173.
Staircase at Court-house, 226, 369.
Messrs. Dudding and Robinson, Singleton, 493.
Post Office, 568.

QUESTIONS (*continued*):—

SITES FOR PLACES OF PUBLIC WORSHIP :—Returns, 55.

SMALL-POX :—
Introduction of, by butchers boats, 512.
Introduction of, from San Francisco, 513.
Health officer boarding ships, 553.

SOMERTON :—Town reserve at, 54.

SPALDING, CAPTAIN :—Appointment of, as Adjutant of the Volunteer Artillery, 277, 364, 403.

SPECIFIC DUTIES :—Proposals to abolish, 168.

SPIRITS OF WINE AND WHITE SPIRITS :—Quantity taken out of Bond, 202, 344.

STAMP DEPARTMENT :—Existence and cost of, 121.

STAMPS, DUTY :—Refund of amount paid for, 580.

STATUE OF CAPTAIN COOK :—Erection of, 323, 503.

STEAMBOATS, GOVERNMENT :—Engineers employed on, 389.

STEAMSHIPS :—Seaworthiness of, 104.

STEAM-TUG :—For Richmond River, 265, 323.

STEPHEN, SIR ALFRED :—
Pension, 219.
Resignation of, as Member of Council of Education, 528.

ST. ANDREW'S CATHEDRAL CLOSE :—Occupation of portion of, 519.

ST. LEONARDS :—Post and telegraph office at, 557.

ST. PETERS :—Endowment to Municipality of 131.

STOCK :—
Reports from Inspectors, 20.
Importation prohibition treaty, 385.
Trucking of, at Bathurst Station, 443.
Crossing for, at Tarriaro, 527.

"STRATHNAVER" :—Search for, on Auckland Islands, 335.

STUART, MR. A. :—Mineral selections made by, 374.

SUPREME COURT :—
Appointment of a Judge, 242.
Complete set of rules of, 363.
Witness at, taken through the streets by a constable, 378.

SURGEON :—
Performance of duties of, Berrima Gaol, 37.
Government Veterinary, 41.

SURVEY OF LAND :—
Practice of surveyors, 53.
Mudgee, 296.

SURVEYORS :—Right of, to purchase Crown lands, 98.

SUSPENSION OF PUBLIC OFFICERS :—At Hay, 441.

SYDNEY MORNING HERALD :—Government advertisements in, 241.

TAMWORTH :—
Assistant postmaster, 98.
Mr. M'Donald, Land Agent, 103.
Gaol, 155, 448.

TANKS, PUBLIC :—Between the Barwon and Narren Rivers, 411.

TAREE :—Punt at, 34.

TARIFF, THE :—Repeal of duty on the twenty-two articles, 440.

TARRIARO :—Crossing for stock at, 527.

TAYLOR AND WARD :—Conditional purchases made by, 563.

TEA :—Importation of, 313.

TELEGRAPHIC :—
Business of office, Richmond, 41.
Improper telegrams, 69.
Line to Molong, 69.
Office, Gulgong, 131, 260.
Office, Tenterfield, 156, 417.
Office, Scone, 201.
Office, Burrowa, 256, 266, 349.
Office, East Maitland, 263, 424.
Contract for wire, 272.
Wire and insulators, 286, 287, 341.
From Brewarrina to Gongolgin, 295.
Office, Newcastle, 296.
Tenders for posts, 297.
Office, Brewarrina, 314.
Office, Molong, 378.
Office, Rylstone, 412, 520.
Forms for messages, 447.
Station at Yetman, 519.
Office, Waverley, 521.
Office, St. Leonards, 557.
Office, Carcoar, 560.

Q

QUESTIONS (*continued*):—

TENDERS FOR TWEED :—Particulars of, 314.
TENTERFIELD :—Post and telegraph offices, 156, 417.
THACKERAY, MR. J. R. :—Appointment of, in Public Service, 330.
THE GWYDIR :—Revenue received from Electorate of, 471, 538
THE UPPER HUNTER :—
Money spent in Electorate, 88.
Receipts from Electorate, 309.
TICKLING AND LILLYMAN :—Conditional purchases made by, 564.
TIDE WAITERS :—Pay of, during holidays, 57.
TIMBER RESERVE, NUNDLE :—Applications to cut timber on, 341.
TINONEE :—Public wharf at, 34.
TOBACCO :—
Duties, 152, 160, 368, 543, 573.
Brand of "Richmond Va.," 560, 579.
TOLL-BAR :—
Woodstock, 49.
Kelso, 353, 457.
TOLLS :—
Richmond Bridge, 273.
O'Brien's Bridge, 504.
Dunmore Bridge, 511, 538.
Gundagai Bridge, 568.
TORPEDOES :—Discoveries of Mr. Blom Crawford, 370.
TOWN RESERVE AT SOMERTON :—Cancellation of, 54.
TRANSIT COMMISSIONERS :—Amount of money received and paid by, 109.
TRAVELLING EXPENSES :—Scale of, for Government Officers, 178.
TRAVELLING STOCK :—
Reserves for, 128, 163(2), 185, 237, 256, 504.
Road for, 143.
TRIAL BAY :—Harbour of refuge at, 305.
TUITE'S SELECTIONS :—Road from, 422, 483, 489, 503.
TWEED :—Tenders for, 314, 490.
UNCLAIMED BALANCES :—Intestate and insolvent estates, 233.
UNEMPLOYED COAL MINERS :—Engagement of, as navvies, 554.
UNIVERSITY :—Subjects taught at, 219.
UPPER HUNTER AGRICULTURAL ASSOCIATION :—Distribution of grant in aid of, 157.
URALLA :—Magistrates for, 207.
UTILIZATION OF BLOOD :—Amount expended on, 559.
VACCINATOR :—
Appointment of Mr. Lumley, 80.
At Warialda and Bingera, 519.
VALE OF CLWYDD COLLIERY :—Government locomotives on siding, 211.
VALUATION OF CITY PROPERTY :—Names of valuators, &c., 485, 520.
VETERINARY SURGEON, GOVERNMENT :—Private practice of, 41
VOLUNTEERS :—
Land orders, 103, 177(2), 178, 379, 470.
Attendance at Lieutenant-Colonel Wilson's parade, 124.
Private Reynolds, Parramatta Rifles, 131, 263, 567.
Reorganization of Force, 164.
Correspondence respecting Force, 197.
Appointment of Captain Spalding as Adjutant, 277, 364, 403.
Capitation allowance, 355.
In railway department, 369.
Drills, 568.
Arrest and degradation of, 573.
Captain Bradley, 574.
WAGES OF GOVERNMENT EMPLOYES :—Rates of, 43.
WAGGA WAGGA :—
Purchase of bridge by Government, 159, 221.
Church of England Cemetery, 428.
Gaol, 557.
WALGETT :—
Court-house, 23, 347, 394, 538.
Bridge, 301, 404.
WALLERAWANG :—Court-house at, 340.
WALLSEND COAL COMPANY :—Arrangements with Government concerning passenger trains, 433, 580.
WARD AND TAYLOR :—Conditional purchases made by, 563.

QUESTIONS (*continued*):—

WARDENS OF MINING DISTRICTS :—Powers of, 136.
WARDERS, LUNATIC ASYLUM, PARRAMATTA :—Increase of salary to, 69.
WARIALDA :—
Commissioner's house, 24.
Police Magistrate, 71.
Land sale, 354.
Court-house, 370.
District Court, 476.
Government Vaccinator, 519.
WARLIKE STORES :—Available for defence of the Colony, 464.
WARREGO DISTRICT :—Stocking and occupation of runs in, 413.
WARREN :—Reserve adjoining town of, 439, 512.
WATER FRONTAGE :—Sydney Harbour, 434, 567.
WATER SUPPLY :—
Reserves for, New England, 19.
Public debt raised to pay for, 70.
Nepean and Cataract Rivers, 79.
Reserve on Paterson and Maitland Road, 182.
Sydney and suburbs, 201, 225, 238, 285.
Reserve at Banks's Meadows, 203.
Appointment of Commission, 211.
Level of Nepean River, 271.
Water at Erskine Valley, 286, 313.
Reserve at Mudgee, 354.
Reserve Gumly Gumly Run, 359, 367.
Conservation of water, 383.
Arrival of Mr. Linley, 509.
WATCH-HOUSES, STATE OF :—
In the City, 132.
Redfern, 567.
WATSON'S BAY MAILS :—Conveyance of, 238.
WAVERLEY :—Post and telegraph office at, 521.
WEATHER TELEGRAPHIC REPORTS :—From Raymond Terrace, 233.
WEE WAA :—Court-house and lock-up at, 413.
WEIGH-BRIDGE AT PARRAMATTA RAILWAY STATION :—Necessity of, 323.
WEITMAYER, PETER :—Murder of, 480.
WELLINGTON :—
Application of C. B. Lowe for land, 296.
Police Magistrate, 306.
Common, 361.
WELLS, H. E. A. :—Application of, to purchase land, 273.
WERIS'S CREEK GAP :—Reserves at, 471.
WESLEYAN CHURCH :—At Narrabri, 443.
WESTON, MR., C.P.S., COONAMBLE :—Exchange of office by, 285, 573.
WHAMPOA :—Overloading of, 54.
WHARF :—
Tenders for construction of, at Tinonee, 34.
Accommodation at Circular Quay, 114, 266, 286 (2), 363, 369, 471.
Labourers, 114.
Government, at Eden, 117.
Wharfage rates, 256, 577, 578.
Cowper, 363.
Darling Harbour, 427,
WHITE SPIRITS AND SPIRITS OF WINE :—Quantity taken out of Bond, 202, 344.
WHITE'S FALLS :—Bridge at, 578, 580.
WHITE'S RUNS :—Land taken up under 31st clause of Lands Act, 563.
WICKS *v.* BEIHLER :—Production of papers in case of, by Mr. R. M. Pearson, of the Lands Titles Office, 404.
WILBETREE :—Reserve at, 407.
WILD, MR. :—Inspector of Conditional Purchases, 464.
WINBURNDALE CREEK :—Bridge across, 434.
WINE IMPORTED FROM SOUTH AUSTRALIA :—Duty on, 520.
WISE, Mr. G. F. :—Appointments held by, 164.
WITNESS AT SUPREME COURT :—Taken by constable through the streets, 378.
WOLLONGONG HARBOUR WORKS :—Amount expended on, 38, 49.
WOODSTOCK TOLL-BAR :—Rent of, 49.
YANKO CREEK :—Reserve at, 83, 393, 412, 465, 512, 564.
YASS :—
Gaol, 50.
Alignment of streets, 345.
YELLOW GULLY :—Bridge over, 452.
YEO, Mr. :—Leave of absence to, 368, 463, 480.
YETMAN :—Telegraph station at, 519.

REFERENCES TO THE VOTES AND PROCEEDINGS—SESSION 1875-6.	PAPERS. VOL.	PAGE.
Q		
QUESTIONS OF PRIVILEGE (See "PRIVILEGE.")		
QUIET OF THE SUBJECTS ACT EXTENSION BILL :—		
Motion made (*Mr. Terry*) for leave to bring in, 245; presented and read 1°, 245; Order of the Day postponed, 268, 333, 351; motion made for 2° and debate adjourned, 391; resumed, 425; Order of the Day discharged and Bill withdrawn, 425.		
QUORUM :—		
Absence of, in House before commencement of business, 5, 61, 281, 283, 293, 467, 517, 525.		
Absence of, in House after commencement of business, 105, 112, 129, 133, 162, 179, 184, 195, 200, 217, 223, 242, 258, 261, 276, 299, 311, 316, 328, 337, 365, 391, 413, 426, 432, 441, 446, 466, 507, 523, 536, 560, 566.		
Absence of, on division, 112, 328.		
Absence of, reported from Committee of the Whole, 114, 184, 223, 242, 268, 346, 365(2), 391(2), 432(3), 501, 560(2).		
Absence of, reported from Committee of Supply, 249, 279.		
R		
RACECOURSE AND PUBLIC RECREATION RESERVE, WAGGA WAGGA :—		
Petition from inhabitants of Wagga Wagga against the Murrumbidgee Turf Club securing control of, presented, 75; ordered to be printed, 81	6	811
RAINES'S SELECTION AT MOUNT GIPPS :—		
Return to Order, Session 1875, laid on Table, 245	3	1177
RAILWAYS :—		
RAILWAY IRON :—		
Case for, and joint opinion of Mr. Brown and Mr. Gordon, and memorandum of Attorney General, laid on Table, 2	4	207
Papers relating to litigation respecting, laid on Table, 2	4	185
Further correspondence respecting defective rails supplied by the Park Gate Company, laid on Table, 96	4	197
MORPETH :—		
Return to Order (*Session* 1874), laid on Table, 7	4	371
TRIAL SURVEYS :—		
Return to Order (*Session* 1875), laid on Table, 7	4	221
Motion made (*Mr. Nelson*) for instructions, papers, reports, &c., having reference to, throughout the Colony, report of progress made and money expended upon each line, 92; Return to Order laid on Table, 370	4	317
THE CLARENCE TO NEW ENGLAND :—		
Petition from the Clarence and New England Railway League, presented and read by Clerk, 8; ordered to be printed, 11	4	559
Petition from residents of Glen Innes, presented, 44; ordered to be printed, 46	4	561
Petition from Tenterfield, Northern New England, &c., presented, 44; ordered to be printed, 46	4	563
Petition from delegates of the Richmond and Tweed Rivers League, presented, 81; ordered to be printed, 85	4	565
FROM GRAFTON TO GLEN INNES, AND LAURENCE TO TENTERFIELD :—		
Motion made (*Mr. Terry*) for Engineer's Report on proposed line, 24; Return to Order laid on Table, 274	4	419
FROM GRAFTON TO GLEN INNES :—		
Petition from Clarence and New England Railway League in favour of, with extensions to Tenterfield, Armidale, and Inverell, presented, 260; ordered to be printed, 275	4	567
PLATFORM AT JUNCTION OF VALE AND ROCKLEY ROADS :—		
Motion made (*Mr. Pilcher*) for papers and correspondence relating to the application for, 32; Return to Order laid on Table, 92	4	395
Motion made (*Mr. Pilcher*) for Committee of the Whole to consider of Address to the Governor, 137; Order of the Day postponed, 145, 161, 184, 200; House in Committee and Resolution agreed to, 215.		
Petition from inhabitants of Perth in favour of, presented and ordered to be printed, 194	4	399
STORAGE OF GOODS AT MURRURUNDI TERMINUS :—		
Return to Order (*Session* 1875), laid on Table, 38	4	377
SURVEYS—COOTAMUNDRA TO GUNDAGAI, WAGGA WAGGA TO DENILIQUIN :—		
Motion made (*Mr. Piddington*) for plans and sections of, 58; Return to Order laid on Table as exhibits only, 110.		
GOODS TRAFFIC, MORPETH AND NEWCASTLE :—		
Motion made (*Mr. Wisdom*) for Returns showing, 66; Return to Order laid on Table, 183	4	373
COAL FOR LOCOMOTIVES :—		
Motion made (*Mr. Scholey*) for Return showing quantity consumed on Northern Line, 66; Return to Order laid on Table, 96; referred to Select Committee on the subject, 194	4	465
WINDSOR AND RICHMOND :—		
Motion made (*Mr. Wisdom*) for Return showing cost of construction and working of, 66; Return to Order laid on Table, 99	4	403
TRUCKS FOR FIREWOOD :—		
Motion made (*Mr. Terry*) for Return of number employed, 72; Return to Order laid on Table, 99	4	401
PROPOSED ILLAWARRA :—		
Motion made (*Mr. Greville*) for Return showing cost of, 76; Return to Order laid on Table, 245.	4	535
Minute of the Honorable John Sutherland in reference to placing sums of money on the Estimates for, without his knowledge, laid on Table, 92	4	533
Petition from residents of Shoalhaven, Kiama, and Wollongong, in favour of construction of, presented, and read by Clerk, 186; ordered to be printed, 190	4	537
Petition from miners and others of the Illawarra Collieries in favour of, presented, 267; ordered to be printed, 275	4	539
Petition from inhabitants of Sydney in favour of, presented, 327; ordered to be printed, 331	4	541
Petition from inhabitants of Paddington, Waterloo, &c., in favour of, presented, 331; ordered to be printed, 337	4	543
Petition from inhabitants of West Sydney, Glebe, and Balmain, in favour of, presented, 336; ordered to be printed, 345	4	545
Petition from inhabitants of Newcastle and others against, presented, 379; ordered to be printed, 383	4	553

REFERENCES TO THE VOTES AND PROCEEDINGS—SESSION 1875-6.	PAPERS. VOL.	PAPERS. PAPERS.
R		
RAILWAYS (*continued*) :—		
Petition from Richard Sadleir, R.N., presented, 387; ordered to be printed, 390	4	555
Petition from inhabitants of Parramatta, in favour of, presented, 398; ordered to be printed, 404.	4	549
Petition from inhabitants of West Botany, in favour of, presented, 398; ordered to be printed, 404	4	551
Petition from inhabitants of St. Peter's, &c., in favour of, presented, 398; ordered to be printed, 404	4	547
Original plan of, laid on Table as an exhibit, 383; trial survey section Balmain to Wollongong laid on Table as an exhibit, 386; plan showing proposed route for, laid on Table as an exhibit, 413.		
TRIAL SURVEY FROM TAMWORTH TO ARMIDALE :—		
Petition from residents of Bendemeer in favour of, towards the Queensland Border *vid* Armidale, presented, 88; ordered to be printed, 92	4	369
FROM NEWCASTLE TO EAST MAITLAND :—		
Motion made (*Mr. Wisdom*) for Return showing cost of construction of, and receipts and expenditure on, 118; Return to Order laid on Table, 429	4	445
MRS. SARAH ANN KEMP :—		
Petition from, representing that her husband was killed on the line near the Parramatta Junction, presented, 133; ordered to be printed, 136	4	531
FROM NEWCASTLE TO WEST MAITLAND :—		
Motion made (*Mr. W. C. Browne*) for Return showing cost of construction of, and receipts from, 136; Return to Order laid on Table, 435	4	447
EXTENSION TO ALBURY, DARLING RIVER, AND INVERELL :—		
Petition from Inhabitants of Albury in favour of, presented, 148; ordered to be printed, 154	4	583
Motion made (*Mr. Day*) for Committee of the Whole to consider of Address to the Governor, praying he will cause the necessary steps to be taken for the completion of the Southern Railway to Albury, 149; Order of the Day postponed, 166; motion made and amended to include Darling River and Inverell, 228; Order of the Day postponed, 268, 333; Order of the Day discharged, 432.		
RESERVES FOR PUBLIC RECREATION ON WESTERN AND SOUTHERN LINES :—		
Motion made (*Mr. Macintosh*) for Return showing situation and area of, 165; Return to Order laid on Table, 278	4	441
STATISTICS :—		
Motion made (*Mr. W. H. Suttor*) for Return showing particulars of construction, working expenses, receipts, &c., on the different lines, 165.		
Do. do. do. Penrith Bridge, and Richmond and Windsor Line, 198.		
SUPPLY OF COAL FOR SOUTHERN AND WESTERN :—		
Motion made (*Mr. Nelson*) for tenders, reports, minutes, &c., having reference to the contract for, 183; Return to Order laid on Table, 212; referred to Select Committee, 278	4	471
SUPPLY OF COAL (See also "COAL") :—		
Motion made (*Mr. Scholey*) for Select Committee to inquire into and report on for the Southern, Western, and Northern Lines, 183; Report brought up, 460; Return to Order "Coal for Locomotives" referred to Committee, 194; motion made for adoption of Report and debate adjourned, 487; resumed and House counted out, 506; motion again made, 540; motion made (*Mr. Cameron*) for rescission of Resolution adopting Report, and House counted out, 566	4	485
Motion made (*Mr. Scholey*) for Committee of the Whole to consider of sum for payment of witnesses, 307; House in Committee, and Resolution agreed to, 311.		
BRANCH LINE TO BERRIMA :—		
Motion made (*Captain Onslow*) for papers and correspondence relating to construction of, 199; Return to Order laid on Table, 247	4	405
FROM ILUKA TO WOODBURN :—		
Motion made (*Mr. Bawden*) for surveys, plans, and surveyor's report on suggested line, 298.		
FROM WALLERAWANG TO MUDGEE :—		
Motion made (*Mr. Goold*) for Committee of the Whole, 298; Order of the Day postponed, 333, 351, 431; Order of the Day discharged, 500.		
BRIDGE AT ROSE'S CUTTING :—		
Motion made (*Mr. McElhone*) for Committee of the Whole, 299; House in Committee, and Resolution agreed to, 311.		
FROM TAMWORTH TO INVERELL *vid* MANILLA :—		
Petition from Residents of Western New England and the Gwydir District in favour of construction of, presented, 327; ordered to be printed, 331	4	569
TO JERILDERIE :—		
Petition from Inhabitants of Jerilderie and district, respecting the proposed scheme now before Parliament, presented, 349; ordered to be printed, 356	4	571
THE CASE OF ALFRED ARNOLD :—		
Motion made (*Mr. McElhone*) for Select Committee to inquire into, 351; Report brought up, 444	4	449
GUARDS :—		
Motion made (*Mr. Pilcher*) for Return showing names and wages of, 383; Return to Order laid on Table, 413	4	443
REDFERN INTO SYDNEY :—		
Plan of extension of, laid on Table as an exhibit, 386.		
Section of extension of, laid on Table as an exhibit, 386.		
WAGGA WAGGA TO ALBURY :—		
Plan and section of, laid on Table as an exhibit, 399.		
WERRIS CREEK TO GUNNEDAH :—		
Plan and section of, trial survey, laid on Table as an exhibit, 399.		
ORANGE TO WELLINGTON AND DUBBO :—		
Plans of, laid on Table as an exhibit, 399.		
Petition from Inhabitants of District of Wellington, praying that line may be taken *vid* Ironbarks, presented, 413; ordered to be printed, 415	4	573
Petition from Narcisse Muller, Mayor of Dubbo, do., presented, 413; ordered to be printed, 418	4	577
Petition from Chairman and Railway League Committee, Molong, praying for a trial survey by way of Molong, presented, and read by Clerk, 454; ordered to be printed, 466	4	575
EXTENSION INTO SYDNEY :—		
Petition from Bankers, freeholders, &c., of Sydney and suburbs in favour of, presented, 416; ordered to be printed, 418	4	557

REFERENCES TO THE VOTES AND PROCEEDINGS—SESSION 1875-6.	PAPERS. VOL.	PAGE.
R		
RAILWAYS—(*continued*) :—		
MR. ECKFORD AND MR. CREER :—		
Motion made (*Mr. McElhone*) respecting appointment of, as umpire and arbitrator in case pending between the Government and Mr. Fleming, 445.		
TRIAL SURVEY FROM ORANGE TO WILCANNIA AND MENINDIE :—		
Motion made (*Mr. W. H. Suttor*) in favour of, 445.		
MUDGEE EXTENSION :—		
Petition from residents of Mudgee and vicinity in favour of, presented, 454; ordered to be printed, 460	4	579
MUDGEE TO WELLINGTON, *viâ* GULGONG :—		
Petition from residents of Gulgong in favour of trial survey, presented, 476; ordered to be printed, 480	4	581
WALLSEND COAL MINING COMPANY :—		
Motion made (*Mr. G. A. Lloyd*) for correspondence, &c., having reference to the running of passenger trains on line of, 498.		
RAILWAY BARS—PLATE IRON FOR LOCOMOTIVES :—		
Motion made (*Mr. Cameron*) for correspondence, &c., having reference to the granting of bonuses for the manufacture of, 513.		
CONSTRUCTION AND WORKING OF :—		
Report on, from 1872 to 1875 laid on Table, 555	4	1
EXTENSION, BATHURST TO ORANGE :—		
Motion made (*Mr. Nelson*) for papers, applications, &c., having reference to the extension of the contract time, 565.		
TRAFFIC BRANCH :—		
Return shewing particulars of service of clerks employed in, laid on Table, 581	2	375
RANDWICK :—		
ASYLUM :—		
Report of Board of Inquiry laid on Table, 415	6	105
BOROUGH OF :—		
By-laws of, laid on Table, 110, 195	4	793, 809
RANDWICK TOLL-GATE REMOVAL BILL :—		
Motion made (*Mr. Parkes*) for leave to bring in, 122; presented and read 1°, 128; Order of the Day for 2° postponed, 145, 166, 184, 200; read 2°; committed; reported with an amendment and report adopted, 209; read 3° and sent to Council, 214; returned without amendment, 361; assent reported, 373.		
REAL PROPERTY ACT :—		
Returns for 1874 laid on Table, 108	6	837
RECOGNIZANCE TO KEEP THE PEACE BILL :—		
Motion made (*Mr. Jacob*) for leave to bring in, 81; presented and read 1°, 81; read 2°; committed; reported without amendment, and Report adopted, 114; read 3° and sent to Council, 119; returned with amendments, 187; motion made for agreeing to amendments, and debate adjourned, 200; amendments agreed to, and Message to Council, 216; assent reported, 248.		
RECOMMITTAL OF BILLS :—		
76, 191, 209, 227, 289, 431, 510, 515, 571.		
REDFERN :—		
By-laws of Borough of, laid on Table, 331	4	827
Do. under Nuisances Prevention Act, do., 487	5	677
REFRESHMENT COMMITTEE :—		
Sessional Order passed, 9.		
REFUND OF MONEY TO CONDITIONAL PURCHASERS :—		
Motion made (*Mr. McElhone*) respecting, and by leave withdrawn, 276.		
REGULATIONS :—		
Abattoirs, Glebe Island, laid on Table, 2	5	1045
Crown Lands Acts Amendment Act of 1875, laid on Table, 2	3	889
Volunteer, laid on Table, 38	6	443
Naval Brigade, laid on Table, 88	6	447
Mining Board, laid on Table, 107	2	881
REPORT OF EXAMINER OF COAL FIELDS ON LAND HELD BY MESSRS. GARRETT AND GREVILLE (See "COAL FIELDS.")		
REPORTS :—		
LAID ON TABLE ;—		
Storage of Gunpowder, 2	6	993
Nautical School-ship "Vernon," for year ending 30 June, 1875, 2	6	149
Sewage and Health Board (Fourth Progress), 2	5	315
Do. (Fifth Progress), 2	5	347
Do. (Sixth Progress), 13	5	361
Do. (Seventh Progress), 195	5	467
Do. (Eighth Progress), 195	5	487
Do. (Ninth Progress), 374	5	517
Do. (Tenth Progress), 465	5	523
Do. (Eleventh Progress), 569	5	535
City and Suburban Water Supply, second, by Professor Liversidge, 13	5	665
Proceedings of the Inspector of the Insane during his recent visit to Europe, 15	6	85
Vital Statistics, 44, 478	3	769, 803
Chief Inspector of Stock, for 1874, 92	5	715
Lunatic Asylum, Parramatta, for 1875, 92	6	87
Police, for 1875, 136	2	285
Free Public Library, for 1875, 186	5	283
Registrar of Brands on Act of 1866, and on the Bill framed for its amendment, 194; referred to Select Committee, 258	5	985
Sydney Sewerage and Water Supply (19th), 209	5	707
Vaccination, for 1875, 264	6	933
Observatory, for 1874 and 1875, 274	6	935
Reserve on Ogilvie's Hill, 315	3	1291
University, for 1875, 349	5	253
Public Schools, for 1875, 374	5	1
Denominational Schools, for 1875, 374...	5	115

REFERENCES TO THE VOTES AND PROCEEDINGS—SESSION 1875-6.	PAPERS. VOL.	PAGE.
R		
REPORTS (*continued*) :—		
LAID ON TABLE (*continued*) :—		
Australian Museum for 1875, 384	5	301
Randwick Asylum Board of Inquiry, 415	6	105
Grammar School, for 1875, 465	5	279
Gladesville Asylum, for 1875, 509	6	75
Inspector General of Police on "Police *v.* Burns," 513, 581	2	305, 307
Manager of Government Asylums, for 1875, 528	6	145
Public Accounts for 1875, 539	2	679
Construction and Working of Railways of New South Wales from 1872 to 1875, 555	4	1
Post Office, for 1875, 560	6	1
Board of Visitors, Lunatic Asylum, Parramatta, 581	6	93
COMMITTEE OF ELECTIONS AND QUALIFICATIONS :—		
Hungerford *v.* M'Elhone—The Upper Hunter, 34	1	769
Seat of Thomas Brown, Esq.—Hartley. Question of Privilege, 213 ; adopted, 243	1	777
Seat of Hugh Taylor, Esq.—Parramatta, 306	1	793
SELECT COMMITTEES :—		
North Shore Gas Bill, 42	6	773
Fitzgerald's Enabling Bill, 50	6	155
Diseases Affecting Live Stock (Special), 124	4	829
The Case of Amelia Gould, 183 ; adopted, 214	2	95
Cooma Roman Catholic Church Trustees Bill, 190	4	959
Bathurst Presbyterian Church Trustees Enabling Bill, 190	4	945
Tamworth Roman Catholic Church Trustees Bill, 198	4	965
Bathurst Markets Amendment Bill, 227	6	785
Bathurst Hospital Bill (No. 2), 228	6	165
Endowment to Municipal Council of Paddington, 247 ; adopted, 267	4	921
Hanson's Trust Bill, 288	6	791
Murrumbidgee Turf Club Bill, 289	6	803
Nevell's Leasing Bill, 310	6	797
The Case of Alfred Arnold, 444	4	449
Road through Messrs. Badgery's land, 454 ; adopted, 487	4	645
Supply of Coal for Railway purposes, 460 ; motion made, for adoption of Report, and debate adjourned, 487	4	485
Diseases Affecting Live Stock (Progress), 478 ; adopted, 540	5	859
Petition of Wilson and Cawley, 491	3	1209
Common Lodging-houses, 522 ; adopted, 540	6	845
Employment of Children (Progress), 528	6	871
Report of Examiner of Coal Fields on land held by Messrs. Garrett and Greville, 575	4	725
Lunatic Asylum, Parramatta (Progress), 581.		
RESERVES :—		
IN THE UPPER HUNTER ELECTORATE :—		
Motion made (*Mr. McElhone*), for Return showing, 14.		
WAGGA WAGGA :—		
Petition from inhabitants, against Murrumbidgee Turf Club securing control of, presented, 75 ; ordered to be printed, 81	6	811
ON BANDO RUN :—		
Petition from conditional purchasers, Liverpool Plains, praying for revocation of, presented, 85 ; ordered to be printed, 89	3	1289
ON THE MESSRS. CLIFTS RUNS :—		
Returns showing, laid on Table, 140, 565	3	1227, 1229
ON THE MESSRS. WHITE'S STATIONS :—		
Motion made (*Mr. McElhone*), for Return showing, and the number of conditional purchases on, 149.		
FOR PUBLIC RECREATION ON WESTERN AND SOUTHERN LINES OF RAILWAY :—		
Motion made (*Mr. Macintosh*), for Return showing situation and area of, 165 ; Return to Order laid on Table, 278	4	441
ON THE MESSRS. DANGAR'S STATIONS :—		
Motion made (*Mr. McElhone*), for Return shewing number of, 213.		
ON YANKO CREEK :—		
Motion made (*Mr. Piddington*), for reports, letters, &c., in connection with, 275.		
Motion made (*Mr. McElhone*), for cancellation of, 395.		
Return of all lands alienated on, laid on Table, 404	3	1285
YANKO AND COLOMBO CREEK :—		
Petition from the Jerilderie Farmers and Traders Association, praying for cancellation of, presented, 349 ; ordered to be printed, 356	3	1283
Petition from Murray District Selectors Association, praying for cancellation of, presented, 365 ; ordered to be presented, 371	3	1287
AT SOLFERINO GOLD FIELDS :—		
Return to Order, Session 1875, laid on Table, 278	2	919
AT OGILVIE'S HILL :—		
Report from Mr. District Surveyor Evans laid on Table, 315	3	1291
AT RUSHCUTTEE'S BAY :—		
Petition from residents of Eastern Suburbs in favour of, presented, 349 ; ordered to be printed, 356	6	975
Motion made (*Mr. Macintosh*), for Committee of the Whole, 445 ; House in Committee, and no report, 500.		
ON CROWN LANDS :—		
Motion made (*Mr. McElhone*), for Return showing, for travelling stock, village or town, and water, timber or station, 394.		
ON MR. FISHER'S BURRAWANG RUN :—		
Motion made (*Mr. McElhone*), respecting, and House counted out, 466; motion again made and negatived, 505.		
IN PARISH OF ATTUNGA :—		
Motion made (*Mr. Bennett*) for correspondence, plans, &c., having reference to the withdrawal of Reserve No. 16, County Inglis, 494 ; Return to Order laid on Table, 539	3	129

REFERENCES TO THE VOTES AND PROCEEDINGS—SESSION 1875-6.	PAPERS. VOL.	PAGE.
R		
RESOLUTIONS:—		
FROM COMMITTEE OF THE WHOLE:—		
Reported, 12, 16, 25, 76, 115, 140, 144, 145, 184, 208, 216 (2), 231, 232 (2), 268, 311 (2), 325, 351, 387, 391, 396, 410, 425, 461, 499, 515, 535 (3), 536.		
Agreed to, 12, 16, 25, 76, 115, 140, 144, 145, 184, 208, 216 (2), 231, 232 (2), 268, 311 (2), 351, 387, 391, 396, 410, 425, 461, 499, 515, 535 (3), 536.		
FROM COMMITTEE OF SUPPLY:—		
Reported, 42, 110, 169, 239, 303, 371, 435, 494, 544, 554.		
Agreed to, 42, 110, 169, 239, 303, 371, 435, 494, 550, 570.		
FROM COMMITTEE OF WAYS AND MEANS:—		
Reported, 101, 111, 170, 239, 304, 371, 435, 495, 551, 570.		
Agreed to, 101, 111, 170, 239, 304, 371, 435, 495, 551, 570.		
REVENUE RECEIPTS AND EXPENDITURE:—		
Abstract of, for the quarter, and year ended 31 December, 1875, laid on Table, 75	2	653
RIFLE CONTEST, INTERNATIONAL:—		
Motion made (*Mr. H. C. Dangar*) for Committee of the Whole for Address, for sum to defray expenses of team of Riflemen to represent New South Wales in America, and withdrawn, 25; Message from Governor, 380; motion made for Committee of the Whole, 380; House in Committee, 410, 446; House counted out, 446	6	449
ROADS:—		
TRUST ACCOUNTS:—		
For the half-year ending 31st December, 1873, laid on Table, 7	4	585
„ 30th June, 1875, „ 245	4	589
From 1st January, 1874, to 31st December, 1875, „ 383	4	595
EXPENDITURE ON MAIN AND MINOR:—		
Motion made (*Mr. Bawden*) for, 17.		
SOUTH HEAD AND GLENMORE:—		
Motion made (*Mr. McElhone*) for Return of money spent on, 71; Return to Order laid on Table, 92	4	601
FROM STONEQUARRY CREEK TO ROAD FROM BARREN GROUNDS:—		
Motion made (*Mr. Farnell*) for Correspondence, &c., having reference to the proclamation of, 71; Return to Order laid on Table, 221; referred to Select Committee on road through Mr. Badgery's land, 278.	4	609
THROUGH PROPERTY OF MESSRS. BADGERY, AT SUTTON FOREST:—		
Petition from inhabitants of Sutton Forest, complaining of opening of, presented, 88; ordered to be printed, 92	4	603
Petition from Henry and Edward Hamilton Badgery, complaining of opening of, presented, 92; ordered to be printed, 96	4	605
Petition from residents, freeholders, &c., on Sutton Forest, approving of action of Minister of Lands, presented, 118; ordered to be printed, 122	4	607
Motion made (*Captain Onslow*) for Select Committee to inquire into and report upon Petitions, 132; Return to Order; "Road from Stonequarry Creek to Road from Barren Grounds," referred to Committee, 278; leave given to make visits of inspection, 324; leave given to sit on Monday, 337; Report brought up, 454; adopted, 487	4	645
SUBORDINATE, UNDER TRUSTEES:—		
Return showing proposed Distribution of Vote laid on Table, 122	4	667
SUBORDINATE, UNDER OFFICERS OF THE ROADS DEPARTMENT:—		
Return showing proposed Distribution of Vote laid on Table, 122	4	675
PURCHASED BY MR. ANDREW LODER:—		
Motion made (*Mr. McElhone*) for Return showing, 93; Return to order laid on Table, 336	4	681
FROM GOORANGOOLA TO SINGLETON:—		
Motion made (*Mr. H. C. Dangar*) for Correspondence between the Government and the Messrs. Lethbridge respecting, 231.		
FROM NEWCASTLE TO WALLSEND:—		
Motion made (*Mr. Stevens*) for Committee of the Whole, 275; Order of the Day postponed, 333, 351, 432, 500, 534; Order of the Day discharged, 576.		
THROUGH CROWN LANDS:—		
Motion made (*Mr. McElhone*) in favour of proclaiming and surveying, and negatived by casting vote of Speaker, 332.		
FROM FIELD OF MARS COMMON TO THE GREAT NORTH ROAD:—		
Motion made (*Mr. Buchanan*) for petitions, correspondence, &c., respecting opening of, 429; Return to Order laid on Table, 575	4	701
ROAD AND APPROACHES TO PUNT AT TAREE:—		
Motion made (*Mr. R. B. Smith*) for Committee of the Whole, 506; House in Committee, and resolution agreed to, 535.		
OLD LAKE ROAD, PORT MACQUARIE:—		
Motion made (*Mr. R. B. Smith*) for papers, petitions, &c., having reference to a grant of money for repair of, 523.		
FROM WHEEO TO GUNNING AND GOULBURN:—		
Return (*in part*) to Order (*Session* 1875), laid on Table, 528	4	685
SALE OF PART OF A STREET:—		
Opinion of Attorney General on, laid on Table, 539	3	1277
ALIENATION OF, PARISH OF VERE:—		
Application for, dividing Blaxland's land, county of Northumberland, laid on Table, 565	4	683
ROBINSON MR.:—		
Motion made (*Mr. Scholey*) for correspondence, reports, &c., having reference to charges made against, at Singleton, 424; Return (*in part*) to Order laid on Table, 494; do., 528.	2	387, 389
ROLLESTON, CHRISTOPHER, ESQUIRE (See "AUDITOR GENERAL.")		
RULINGS OF SPEAKER:—		
47, 73, 170, 175, 191, 235, 246, 249, 319(2).		
RUNS, SQUATTING:—		
Return to Order (*Session* 1875), laid on Table, 7	3	901
Motion made (*Mr. McElhone*) respecting rents of, 14.		
RUSHCUTTER'S BAY:—		
Petition from residents of eastern suburbs in favour of Reserve at, presented, 349; ordered to be printed, 356; motion made (*Mr. Macintosh*) for Committee of the Whole, 445; House in Committee, and no Report, 500	6	975
RYLSTONE, POST AND TELEGRAPH OFFICES AT:—		
Motion made (*Mr. Hurley, Hartley*) for Committee of the Whole, 438; House in Committee, and resolution agreed to, 536.		

REFERENCES TO THE VOTES AND PROCEEDINGS—SESSION 1875-6.	PAPERS. VOL.	PAGE.
S		
SADLEIR, RICHARD, R.N. :—		
Petition from, respecting proposed Illawarra Railway presented, 387; ordered to be printed, 390..	4	555
SALARIES OF THE CIVIL SERVANTS (See "CIVIL SERVICE.")		
SALARIES OF THE JUDGES OF THE SUPREME COURT (See "JUDGES OF THE SUPREME COURT.")		
SALE AND USE OF POISONS BILL :—		
Received from Council and read 1°, 319; Order of the Day postponed, 337; motion made for 2°, 420; motion made for adjournment of debate and negatived, 420; motion made for adjournment of House and negatived, 420; motion made to postpone Order of the Day and negatived, 420; read 2° and committed, 420; House again in committee and reported with amendments, 455; Order of the Day postponed, 478, 480; recommitted, reported 2°, with further amendments and Report adopted, 510; Order of the Day postponed, 515; returned with amendments, 529; amendments agreed to, 571; assent reported, 577.		
Petition from Washington H. Soul against the Bill, presented, 429; ordered to be printed, 441....	6	829
SALE OF CERTAIN CROWN LANDS LEGALIZING BILL (See also "LEGALIZATION OF CERTAIN CONDITIONAL AND OTHER PURCHASES BILL") :—		
Motion made (*Mr. Garrett*) for leave to bring in, 279.		
SALE OF COLONIAL WINES REGULATION ACT OF 1862 REPEAL BILL (See "AUSTRALIAN WINE SALES AMENDMENT BILL.")		
SALE OF LIQUORS LICENSING ACT AMENDMENT BILL :—		
Motion made (*Mr. Davies*) for Committee of the Whole, 154; Order of the Day postponed, 166, 210; motion again made and debate adjourned, 217; House in Committee and resolution agreed to, 231; presented and read 1°, 245; Order of the Day postponed, 268, 333, 351.		
SAN FRANCISCO MAIL SERVICE (See "POSTAL.")		
SAVINGS BANKS :—		
GOVERNMENT :—		
Statement of accounts from 1st January to 31st December, 1875, laid on Table, 208.....	2	841
POST OFFICE :—		
Return to Order (*Session* 1874) laid on Table, 183	2	839
SCARLET FEVER :—		
Memorandum respecting, and other epidemic diseases, laid on Table, 336	6	693
SCHOOLS OF ART, MECHANICS :—		
Return to Order (*Session* 1875) laid on Table, 140	5	291
SEA-WALL AT COOGEE :—		
Motion made (*Mr. Macintosh*) for correspondence having reference to the erection of, 132; Return to Order laid on Table, 212	6	765
SECRET BILLS OF SALE ACT AMENDMENT BILL :—		
Motion made (*Mr. Cohen*) for leave to bring in, 14; presented and read 1°, 14; Order of the Day for 2° postponed, 35, 39; negatived, 52.		
SELECT COMMITTEES (See also "REPORTS") :—		
Sessional Order passed, 9.		
Return shewing, appointed during the Session	1	765
Ballot for, 522.		
SERICULTURE (See also "SILK CULTURE") :—		
Petition from Mr. Charles Brady in reference to production of Silk and silkworm grain, presented, 356; ordered to be printed, 362	6	495
SESSIONAL ORDERS :—		
Passed, 8, 9, 18, 76.		
Motion made (*Mr. Robertson*) for precedence of Government Business on Tuesdays, and negatived, 239.		
SEWAGE AND HEALTH BOARD :—		
Fourth Progress Report, laid on Table, 2	5	315
Fifth do. do. 2	5	347
Sixth do. do. 13	5	361
Seventh do. do. 195	5	467
Eighth do. do. 195	5	487
Ninth do. do. 374	5	517
Tenth do. do. 465	5	523
Eleventh do. do. 569	5	535
Second report of Professor Liversidge on Water Supply, laid on Table, 13	5	665
Motion made (*Mr. McElhone*) for Return showing names of Members, dates of appointment, and amount paid to each Member, 199; Return to Order laid on Table, 213	5	671
Statement of Expenditure in connection with, laid on Table, 509	5	663
SEWER TO SHEA'S CREEK :—		
Motion made (*Mr. Davies*) for Committee of the Whole to consider of an Address, and negatived, 541.		
SEWERAGE AND WATER SUPPLY, SYDNEY :—		
Nineteenth Annual Report of Municipal Council of Sydney, laid on Table, 209.....	5	707
SEWERAGE BILL (See "SYDNEY SEWERAGE ACT AMENDMENT BILL.")		
SHEPHERD, P. L. C., ESQUIRE (See also "VOLUNTEERS") :—		
Leave of absence granted to, as Member for The Nepean, 384.		
SHIPPING AND TRIMMING COALS AT NEWCASTLE :—		
Petition from Merchants and others respecting Regulations for, presented, 274; ordered to be printed, 289	4	767
SILK CULTURE :—		
Return to Order (*in part Session* 1875) laid on Table, 258; further and final Return laid on Table, 444	6	451, 467
SITES FOR PLACES OF PUBLIC WORSHIP :—		
Return to Order (*Session* 1875), laid on Table, 110	4	937
Motion made (*Mr. Dibbs*) for Return showing the number of applications for, 298; Return to Order laid on Table, 498	4	945
SITES FOR PLACES OF PUBLIC WORSHIP BILL :—		
Motion made (*Mr. Cohen*) for leave to bring in, 198; presented and read 1°, 205; Order of the Day postponed, 267, 333, 375, 425, 500; Order of the Day discharged and Bill withdrawn, 534.		
SITES FOR SCHOOLS :—		
Motion made (*Mr. Stephen Brown*) for Committee of the Whole to consider of Bill to facilitate the acquisition of, by Council of Education, 132; Order of the Day postponed, 144, 161, 200, 228, 68, 333, 351.		

REFERENCES TO THE VOTES AND PROCEEDINGS—SESSION 1875-6.	PAPERS. VOL.	PAGE.
S		
SOLFERINO GOLD FIELDS RESERVE :—		
Return to Order (*Session* 1875) laid on Table, 278	2	919
SOUL, WASHINGTON H. :—		
Petition from, against the Sale and Use of, Poisons Bill, presented, 429; ordered to be printed, 441	6	829
SPALDING, CAPTAIN :—		
Motion made (*Mr. Piddington*) for letters, correspondence, &c., connected with appointment of, as Adjutant of the Volunteer Artillery, 25; Return to Order laid on Table, 365	6	427
SPEAKER :—		
Informs House of Issue and return of Writs, 1, 147, 167, 295, 301, 421, 427.		
Lays Election Petition on Table from Thomas Hungerford, Esquire, against the return of John McElhone, Esquire, 2.		
Lays Warrant on Table appointing Committee of Elections and Qualifications 2, 176; reports maturity of Warrant, 16, 191.		
Reports presentation of reply to Governor's Opening Speech, 7.		
Gives Casting Vote, 12, 133, 140, 141, 299, 332, 350 (2), 357, 506.		
Reports receipt of Deputy Speaker's Commission, 13.		
Lays Minute authorizing application of Balance on Table, 21, 105, 204, 205, 212, 235, 362	2	817, 829
Motion made (*Mr. Farnell*) dissenting from ruling of, on the Contagious Diseases Prevention Bill, and withdrawn, 76.		
Unavoidable absence of, 91.		
Informs House of receipt of letter from Chief Commissioner of Insolvent Estates, respecting insolvency of Hanley Bennett, Esquire, 295.		
Lays on Table Auditor General's Report on Public Accounts for 1875, 539	2	679
Presents Bills to Governor for Royal assent, in Council Chamber, 582.		
RULINGS OF :—		
That the Contagious Diseases Prevention Bill involving expenditure from the public revenue, should have been recommended by Message from the Governor, 47.		
As to right of Member to deal with statements made in Committee of Ways and Means, or to the Financial Statement, when that document was not before the House, 73.		
That the Agreements Validating Bill could be restored to the paper and the passing thereof stand an Order of the Day, 170, 175.		
Bathurst Hospital Bill a private Bill, 191.		
That the Public Schools Act Amendment Bill not having been first recommended by a Message, is irregularly before the House, 235.		
That the resolution respecting salaries of the Judges of the Supreme Court is not out of order, 246.		
That in Committee of Supply the proposa to reduce an item by the larger sum should be first put to the Committee, 249.		
Agreement between the Government and the Bank of New South Wales—interest of Members, 319 (2.)		
SHEA'S CREEK (See "SEWER TO SHEA'S CREEK.")		
SPECIAL ADJOURNMENT :—		
72, 105, 169, 252, 275, 289, 291, 361, 569, 576.		
SPIRITS, COLONIAL DISTILLED :—		
Return to Order (*Session* 1875) laid on Table, 15	6	515
SQUATTING RUNS (See "RUNS.")		
STAMP DUTIES COLLECTION AND REFUND BILL :—		
Message from Governor, 247.		
STANDING ORDERS :—		
SUSPENSION OF :—		
Consolidated Revenue Fund Bill, 110.		
Cooma Roman Catholic Church Trustees Bill, 168.		
Tamworth Roman Catholic Church Trustees Bill, 168.		
Consolidated Revenue Fund Bill (No. 2) 168.		
Bathurst Hospital Bill (No. 2), 207.		
Consolidated Revenue Fund Bill (No. 3), 238.		
Consolidated Revenue Fund Bill (No. 4), 303.		
Consolidated Revenue Fund Bill (No. 5), 371.		
Consolidated Revenue Fund Bill (No. 6), 435.		
Consolidated Revenue Fund Bill (No. 7), 494.		
Public Works Loan Bill, 569.		
COMMITTEE :—		
Sessional Order passed, 9.		
STATISTICAL REGISTER :—		
For 1874, laid on Table, 2	3	177
Part I for 1875, laid on Table, 544	3	467
Part II, for 1875, laid on Table, 544	3	
Part III, for 1875, laid on Table, 554	3	
Parts IV, V, VI, for 1875, laid on Table, 565	3	
Motion made (*Mr. Robertson*), that the Clerk be authorized to include the remaining parts with the printed papers of the present Session, 575.		
STATISTICS OF PUBLIC INSTITUTIONS (See "PUBLIC INSTITUTIONS.")		
STEAMBOATS, GOVERNMENT :—		
Return showing names of engineers employed on, laid on Table, 390	6	737
STEPHEN, SIR ALFRED (See also "ADMINISTRATOR OF THE GOVERNMENT") :—		
Motion made (*Mr. Farnell*), respecting pension to, as late Chief Justice, and House counted out, 316; motion again made and negatived, 381.		
ST. LEONARDS :—		
By-laws of Borough of, laid on Table, 465	4	831
STOCK (See also "LIVE STOCK") :—		
Motion made (*Mr. McElhone*), respecting increase of assessment on, 14.		
Report of Inspector for 1874 laid on Table, 92	5	715
Correspondence between Governments of New South Wales and Victoria respecting importation of, laid on Table, 454	5	1043
Motion made (*Mr. T. G. Dangar*), for Return showing number of cases of Stealing of, reported to the Police, 245; Return to Order laid on Table, 444	5	1041

REFERENCES TO THE VOTES AND PROCEEDINGS—SESSION 1875-6.	PAPERS. VOL.	PAGE.
S		
STOCK (*continued*):—		
Return to Order (*Session* 1875) respecting Reports from Inspectors, laid on Table and referred to Committee on "Diseases affecting Live Stock," 132; ordered to be printed, 153; order for printing rescinded, 390; ordered to be printed without accompanying plans, 413	5	775
STREET, SALE OF:—		
Opinion of Attorney General on, laid on Table, 539.....	3	1277
STUART, THE HONORABLE ALEXANDER:—		
Seat of, for East Sydney declared vacant on acceptance of office of Colonial Treasurer, 132; re-elected, 147; sworn, 149.		
SUMMARY RECOVERY OF MONEY FOR LABOUR BILL:—		
Motion made (*Mr. Jacob*) for leave to bring in, 75; presented and read 1°, 76; House counted out while 2° being moved, 105; Order of the Day for 2° postponed, 115; read 2° and committed, 161; reported with an amendment and Report adopted, 195; House counted out, 195; read 3° and sent to Council, 198.		
SUNDAY TRAFFIC IN INTOXICATING LIQUORS:—		
Petition from Congretional Union of New South Wales against, presented, 71; ordered to be printed, 76	6	521
Petition from Inhabitants of Newtown and Camperdown, praying, the House to pass a Bill for the closing of Public Houses on Sundays, presented, 230; ordered to be printed, 234	6	523
Do. Baptist Church, Bourke-street, do. 230; do. 238	6	573
Do. Wesleyan Church, Waterloo, do. 230; do. 238	6	575
Do. Inhabitants of Sydney, do. 230; do. 238	6	577
Do. Society of Friends, do. 230; do. 238	6	579
Do. Congregational Church, Bourke-street, do. 230; do. 238	6	581
Do. Presbyterian Church, St. George's, do. 230; do. 234	6	525
Do. No. 1 Division Sons of Temperance, Sydney, do. 230; do. 234	6	527
Do. Christian Church, Elizabeth-street, do. 230; do. 234	6	529
Do. Wesleyan Church, Princes-street, do. 230; do. 234	6	531
Do. do. York-street, do. 230; do. 234	6	533
Do. St. Barnabas's Church, Sydney, do. 230; do. 234	6	535
Do. Crystal Spring Lodge, Good Templars, Sydney, do. 230; do. 234	6	537
Do. Harris-street, Baptist Church, do. 230; do. 234	6	539
Do. Scots Church, Church Hill, do. 230; do. 234	6	541
Do. Congregational Church, Liverpool and Sussex Streets, do. 230; do. 234	6	543
Do. Florence Nightingale Division of Temperance, do. 230; do. 235	6	545
Do. St. Paul's, Church of England, Sydney, do. 231; do. 234	6	547
Do. Mariners Church, George-street, do. 231; do. 234	6	549
Do. National Division of Australasia Sons of Temperance, do. 231; do. 234	6	551
Do. Citizens of Sydney, do. 231; do. 234	6	553
Do. Wesleyan Church, Bourke-street, do. 231; do. 234	6	555
Do. Primitive Methodist Church, Crown-street, do. 231; do. 234	6	557
Do. Baptist Church, Castlereagh-street, do. 231; do. 234	6	559
Do. Wesleyan Band of Hope, Sydney, do. 231; do. 234	6	561
Do. Primitive Methodist Church, Kent-street, do. 231; do. 234	6	563
Do. St. Silas's Church, Waterloo, do. 231; do. 235	6	565
Do. Welsh Church, Sydney, do. 231; do. 235	6	567
Do. Congregational Church, Pitt-street, do. 231; do. 235	6	569
Do. Temperance Speakers, Hyde Park, do. 231; do. 234	6	571
Do. St. Stephen's Presbyterian Church, Phillip-street, do. 260; do. 276	6	583
Do. Students, Sydney University, do. 260; do. 276	6	585
Do. Citizens of Sydney, do. 260; do. 276	6	587
Do. St. Francis's Roman Catholic Church, Elizabeth-street, do. 260; do. 276	6	589
Do. Students, Camden College, Newtown, do. 260; do. 276	6	591
Do. Baptist Church, Bathurst-street, do. 260; do. 276	6	593
Do. St. Peter's Church of England Temperance Society, do. 260; do. 276	6	595
Do. Presbyterian Church, Pyrmont, do. 260; do. 276	6	597
Do. Young Men's Christian Association, do. 261; do. 276	6	599
Do. St. Andrew's Church of England, Temperance Society, do. 261; do. 276	6	601
Do. Waverley and Waterloo, do. 261; do. 276	6	603
Do. Pioneer Lodge of Good Templars, do. 261; do. 276	6	605
Do. Congregational Church, Waterloo, do. 261; do. 276	6	607
Do. Presbyterian Church, Pitt and Hay Streets, do. 261; do. 276	6	609
Do. Paddington, Waverley, &c., do. 264; do. 276	6	611
Do. Hero of Waterloo Good Templars, do. 264; do. 276	6	613
Do. St. John's Lodge of Good Templars, do. 264; do. 276	6	615
Do. Citizens of Sydney, do. 264; do. 276	6	617
Do. Pitt-street Congregational Church Classes, do. 264; do. 276	6	619
Do. Wesleyan Church, William-street, do. 264; do. 276	6	621
Do. Citizens of Sydney, do. 267; do. 276	6	623
Do. Life-boat Lodge, Good Templars, Mariners Church, do. 267; do. 276	6	625
Do. Unity Lodge, Good Templars, St. Paul's, Redfern, do. 267; do. 276	6	627
Do. Marrickville, Enmore, and Newtown, do. 277; do. 289	6	629
Do. St. Leonards, do. 277; do. 289	6	631
Do. Ryde, do. 277; do. 289	6	633
Do. St. Mark's Church of England, Alexandria, do. 288; do. 291	6	635
Do. Minister and others, St. Ann's Church, Ryde, do. 288; do. 298	6	637
Do. Minister and others, Wesleyan Church, Ryde, do. 288; do. 298	6	639
Do. Inhabitants of Parramatta, do. 298; do. 303	6	651
Do. Hillend Sons of Temperance, do. 298; do. 303	6	649
Do. Havilah Lodge of Good Templars, Mudgee, do. 298; do. 303	6	647
Do. Guiding Star Daughters of Temperance, Balmain, do. 298; do. 303	6	645
Do. Wesleyan Church, Chippendale, do. 298; do. 303	6	643
Do. Australia Division Sons of Temperance, Masonic Temple, do. 298; do. 303	6	641
Do. Archbishop Vaughan and Students of St. John's College, do. 303; do. 307	6	653
Do. Employés on "Herald" and "Evening News," do. 303; do. 307	6	655
Do. Citizens of Sydney and elsewhere, do. 303; do. 307	6	657
Do. Chairman of Public Lecture, Temperance Hall, Pitt-street, do. 303; do. 307	6	659
Do. Citizens of Sydney, do. 307; do. 310	6	661

REFERENCES TO THE VOTES AND PROCEEDINGS—SESSION 1875-6.	PAPERS. VOL.	PAGE.

S

SUNDAY TRAFFIC IN INTOXICATING LIQUORS (*continued*) :—
Petition from Tradesmen and others, Araluen Gold Field, praying to House to pass a Bill for the closing of Public Houses on Sundays, presented, 307 ; ordered to be printed, 310 ..... 6 663
Do. President of Temple of Hope, Tenterfield, do. 310 ; do. 315 ..... 6 665
Do. Singleton, do. 336 ; do. 342 ..... 6 667
Do. Goulburn, do. 342 ; do. 345 ..... 6 669
Do. St. David's, Church of England, do. 342 ; do. 345 ..... 6 671
Do. Balmain, do. 345 ; do. 350 ..... 6 673
Do. Citizens of Sydney, do. 345 ; do. 350 ..... 6 675
Do. Lane Cove, do. 349 ; do. 356 ..... 6 677
Do. Marrickville, Enmore, &c., do. 349 ; do. 356 ..... 6 679
Do. Mayor, Aldermen, &c., of Camperdown, do. 365 ; do. 371 ..... 6 681
Do. Junction Point, Tuena, do. 365 ; do. 371 ..... 6 683
Do. Daughters of Temperance, Wagga Wagga, do. 381 ; do. 390 ..... 6 685
Do. Sons of Temperance, Wagga Wagga, do. 381 ; do. 390 ..... 6 687
Do. Tumut, do. 444 ; do. 448 ..... 6 689
Do. Shoalhaven, do. 486 ; do. 491 ..... 6 691

SUPPLEMENTARY ESTIMATES (See "ESTIMATES.")

SUPPLY :—
Sessional Order passed, 8.
Motion made (*Mr. Robertson*) for House to go into Committee, 14.
House in Committee, 42, 110, 137, 141, 154, 157, 169, 171, 239 (2), 249, 253, 264, 279, 290, 292, 303, 337, 342, 357, 362, 371, 372, 384, 387, 401, 405, 416, 435, 436 (2), 438, 448, 455, 491, 494, 495, 510, 515, 532, 544, 554.
Resolutions reported, 42, 110, 169, 239, 303, 371, 435, 494, 544, 554.
Resolutions agreed to, 42, 110, 169, 239, 303, 371, 435, 494, 550, 570.
Chairman reports point of order arising in Committee of, 249.
Chairman reports no quorum in Committee of, 249, 279.
Motion made to postpone Order of the Day, 419.
Contingent motion moved (*Mr. Buchanan*) on motion for going into Committee of, and House counted out, 261.
Contingent motion moved (*Mr. Dibbs*) on motion for going into Committee of, and by leave withdrawn, 290.
Contingent motion moved (*Mr. Scholey*) on motion for going into Committee of, 356 ; and House went into Committee on casting vote of Speaker, 357.
Contingent motion moved (*Mr. R. B. Smith*) on motion for going Committee of, and negatived, 372.
Contingent motion moved (*Mr. Pilcher*) on motion for going into Committee of, 416.
Order of the Day discharged, 575.

SUPREME COURT :—
Motion made (*Mr. Greville*), for Return showing business of, 12.

SURPLUS REVENUE :—
Motion made (*Mr. Parkes*), for expending of in Immigration and Public Works, and debate adjourned, 350 ; resumed, 375 ; words of heat in debate, 375 ; Order of the Day postponed, 396, 446.

SURVEYORS, LICENSED :—
Motion made (*Mr. M'Elhone*) for Return showing names of, to whom balances of accounts rendered and advanced upon are still due, 460.
Return, showing number of unacted on instructions referred to, in reference to conditional purchases, laid on Table, 575 ..... 3 1139

SUTHERLAND, THE HONORABLE JOHN (See also "CROWN LANDS") :—
Minute of, in reference to placing sums of money on the Estimates without his knowledge, for the construction of the proposed Illawarra Railway, laid on Table, 92 ..... 4 533

SYDNEY SEWERAGE ACT AMENDMENT BILL :—
Motion made (*Mr. Davies*), for Committee of the Whole, 154 ; Order of the Day postponed, 166, 210 ; House counted out on Order of the Day being read, 217 ; House in Committee and resolution agreed to, 232 ; presented and read 1°, 264 ; Order of the Day postponed, 333, 351, 431 ; read 2°, committed, and no quorum reported, 501 ; Committee resumed and Bill reported with amendments, 501 ; Report adopted, 535 ; read 3° and sent to Council, 540 ; returned without amendment, 576.

T

TAMWORTH ROMAN CATHOLIC CHURCH TRUSTEES BILL :—
Petition presented (*Mr. G. A. Lloyd*), praying for leave to bring in, 165 ; Standing Orders suspended, 168 ; presented and read 1°, 169 ; referred to Select Committee, 173 ; Report brought up, 198 ; Order of the Day postponed, 228 ; read 2°, committed, reported without amendment, and Report adopted, 268 ; read 3° and sent to Council, 278 ; returned without amendment, 319 ; assent reported, 339 ..... 4 965

TAREE (See "PUNT AT TAREE.")

TAYLOR, HUGH, ESQ., M.P. (See also "ELECTORAL," also "PRIVILEGE.") :—
Question of Privilege, concerning Seat of, referred to Elections and Qualifications Committee, 174 ; Report brought up, 306 ..... 1 793
Seat of, for Electoral District of Parramatta declared vacant, 255 ; re-elected, 295.

TELEGRAPHS :—
GUARANTEES FOR CONSTRUCTION OF :—
Return to Order (*Session* 1874) laid on Table, 7 ..... 6 185
SUBMARINE CABLE BETWEEN NEW ZEALAND AND AUSTRALIA :—
Agreement laid on Table, 65 ..... 6 179
TASMANIA AND VICTORIA CABLE :—
Alteration of tariff, laid on Table, 75 ..... 6 189
CABLE CHARGES—SAN FRANCISCO MAIL SERVICE :—
Conference respecting, laid on Table, 544 ..... 6 191
TELEGRAPH AND POST OFFICES, RYLSTONE :—
Motion made (*Mr. Hurley, Hartley*) for Committee of the Whole, 438 ; House in Committee and Resolution agreed to, 536.

REFERENCES TO THE VOTES AND PROCEEDINGS—SESSION 1875-6.	PAPERS. VOL.	PAGE.
T		
TENTERFIELD :—		
By-laws of Municipal District of, laid on Table, 264	4	815
THE BOGAN :—		
Motion made (*Mr. McElhone*) for Return showing amount of money spent in Electorate of, 96.		
Return to Order laid on Table, 494	2	363
THE CLARENCE :—		
Petition from delegates of Richmond and Tweed Rivers League respecting subdivision of the electorate, presented, 81 ; ordered to be printed, 85	2	365
THE GWYDIR :—		
Motion made (*Mr. T. G. Dangar*) for Return showing moneys received from and spent in electorate of, 105 ; Return (*in part*) to Order, laid on Table, 413 ; Final Return laid on Table, 569	2	359, 361
THE GWYDIR ELECTORATE SUBDIVISION BILL :—		
Motion made (*Mr. T. G. Dangar*) for leave to bring in, 227 ; presented and read 1°, 245 ; Order of the Day postponed, 333, 431 ; Order of the Day discharged, and Bill withdrawn, 501.		
THE HASTINGS (See also "HASTINGS") :—		
Petition from electors praying for a subdivision of the electorate, presented, 75 ; ordered to be printed, 81	2	323
Ditto Ditto, presented, and ordered to be printed, 136	2	325
THE MURRUMBIDGEE : (See "ELECTORAL.")		
THE QUEEN *v.* JOHN LAWRENCE :—		
Motion made (*Mr. T. G. Dangar*) for depositions in case of, 208 ; Return to Address, laid on Table, 274	2	131
THE UPPER HUNTER ELECTORATE (See also "ELECTORAL" ; also "WRITS") :—		
Motion made (*Mr. McElhone*) for Return showing moneys received and spent in, 14.		
Motion made (*Mr. McElhone*) for Return showing Reserves in, 14.		
THROSBY'S LEASING BILL :—		
Received from Council and read 1°, 248 ; read 2°, committed, reported without amendment, and Report adopted, 268 ; read 3°, and returned without amendment, 278 ; assent reported, 301.		
TITLE OF HER MAJESTY THE QUEEN :—		
Motion made (*Mr. Buchanan*) respecting, 430 ; previous question moved, and passed in the negative, 431.		
TOBACCO :—		
DUTY ON :—		
Petition from operatives of Sydney against further, presented, 50 ; ordered to be printed, 56	3	865
Ditto manufacturers of Sydney, presented, 50 ; ordered to be printed, 56	3	863
Ditto citizens of Sydney, presented, 56 ; ordered to be printed, 58	3	867
Ditto inhabitants of Bathurst, presented, 88 ; ordered to be printed, 96	3	869
Ditto residents on the Paterson, Allyn, and Williams Rivers, in favour of, presented, 99 ; ordered to be printed, 105.	3	879
Ditto inhabitants of Mudgee, presented, 99 ; ordered to be printed, 105	3	873
Ditto inhabitants of Gundaroo, presented, 99 ; ordered to be printed, 105	3	871
Ditto inhabitants of Goulburn, presented, 100 ; ordered to be printed, 110	3	875
Ditto inhabitants of Parramatta, presented, 107 ; ordered to be printed, 110	3	877
Return showing amount of, paid by each manufacturer laid on Table, 575	3	881
TOLLS ON BRIDGE AT PENRITH :—		
Motion made (*Mr. J. S. Smith*) for abolition of, and negatived by casting vote of Speaker, 506.		
TOLLS ON PUBLIC ROADS ABOLITION BILL :—		
Motion made (*Mr. Nelson*) for leave to bring in, 375 ; presented, and read 1°, 375 ; motion made for 2°, and negatived, 425.		
TRADES UNIONS FUNDS PROTECTION BILL :—		
Motion made (*Mr. Cameron*) for leave to bring in, 400 ; presented and read 1°, 400 ; read 2°, committed, reported without amendment, and Report adopted, 425 ; read 3° and sent to Council, 430 ; returned with amendments, 514 ; House in Committee and no Report, 560.		
TRAVELLING ALLOWANCES :—		
Return showing scale of authorized charges laid on Table, 278	2	371
TRIENNIAL PARLIAMENTS ACT REPEAL BILL :—		
Motion made (*Mr. T. G. Dangar*) for leave to bring in, and by leave withdrawn, 231 ; motion again made, 299 ; presented and read 1°, 310 ; motion made for 2°, and debate adjourned, 328 ; debate resumed, and motion negatived, 365 ; Order of the Day discharged, and Bill withdrawn, 365.		
TRUST MONEYS DEPOSIT ACCOUNT :—		
From 1 April, 1875, to 31 March, 1876, laid on Table, 331	2	845
TUESDAY, PRECEDENCE OF GOVERNMENT BUSINESS ON :—		
Motion made (*Mr. Robertson*) for, and negatived, 239.		
TUNKS, MR. WILLIAM :—		
Petition from, against North Shore Gas Bill, presented and referred to Select Committee, 17.		
U		
UNIVERSITY :—		
Information respecting subjects taught in, laid on Table, 227	5	277
By-laws of, laid on Table, 274, 415	5	267, 275
Report for 1875, laid on Table, 349	5	253
USHER OF BLACK ROD :—		
Delivers Message from Governor, 1, 582.		
USURY LIMITATION BILL :—		
Motion made (*Mr. Hurley, Hartley*) for leave to bring in, 429 ; presented and read 1°, 430 ; Order of the Day discharged, and Bill withdrawn, 500.		

REFERENCES TO THE VOTES AND PROCEEDINGS—SESSION 1875-6.	PAPERS. VOL.	PAGE.
V		
VACANT SEATS :—		
The Murrumbidgee (previous question moved), 128.		
East Sydney, 132.		
Hartley, 243.		
Parramatta, 255.		
Liverpool Plains, 316.		
Carcoar, 367.		
VACCINATION :—		
Report for 1875 laid on Table, 264	6	933
VERDICTS OF FELO-DE-SE BILL :—		
Received from Council and read 1°, 59 ; Order of the Day for 2° postponed, 67, 77, 115 ; read 2°, committed, reported without amendment, and Report adopted, 144 ; returned without amendment, 150 ; assent reported, 167.		
" VERNON ":—		
Report for year ending 30 June, 1875, laid on Table, 2	6	149
VINEYARDS :—		
Motion made (*Mr. Davies*) for Return showing particulars of, 375 ; Return to Order laid on Table, 522	6	509
VITAL STATISTICS :—		
Nineteenth Annual Report of Registrar General, laid on Table, 44	3	769
Twentieth do. do. do. 478	3	803
VOLUNTEER AND MILITARY FORCES :—		
LAND ORDERS :—		
Return to Order (*Session* 1875) laid on Table, 2	6	433
Memorandum on present organization of, laid on Table, 2	6	197
Correspondence respecting, laid on Table, 108	6	207
Compilation of papers connected with, laid on Table, 108.		
Further correspondence relating to Major Shepherd's case, laid on Table, 110	6	383
CAPTAIN SPALDING, VOLUNTEER ARTILLERY :—		
Motion made (*Mr. Piddington*) for letters, correspondence, &c., connected with appointment of, 25 ; Return to Order laid on Table, 365	6	427
REGULATION :—		
Defining Company or Battery Parade, laid on Table, 38	6	443
APPOINTMENTS IN VOLUNTEER FORCE :—		
Motion made (*Mr. Cameron*) for correspondence, &c., having reference to Majors Goodlet, Raymond, and Wilson, 66 ; Return to Address laid on Table, 73	6	391
THE CASE OF MR. J. B. BAMFORD :—		
Motion made (*Mr. Cameron*) for Select Committee to inquire into and report upon, and debate adjourned, 93 ; Order of the Day postponed, 115, 145, 166, 208 ; motion negatived, 228.		
Motion made (*Mr. McElhone*) having reference to dismissal of, and by leave withdrawn, 299.		
Further papers laid on Table, 152	6	389
COMMISSIONS ISSUED TO :—		
Return showing dates of, from 1 January, 1861, and names of persons, laid on Table, 125.		
MONEYS EXPENDED UNDER ACT OF 1867 :—		
Statement of laid on Table, 291	6	445
VOLUNTEER FORCE REGULATION ACT AMENDMENT BILL :—		
Motion made for Committee of the Whole, 416 ; Message from the Governor, 417 ; House in Committee, and resolution agreed to, 425 ; presented and read 1°, 426 ; read 2°, committed, Message referred and progress reported, 461.		
VOTE OF CHAIRMAN OF SELECT COMMITTEE ON PRIVATE BILL :—		
Sessional Order passed, 9.		
VOTE OF CREDIT :—		
Message No. 4, for month of January, 1876, laid on Table, 110	2	847
Do. No. 15, do. February, 1876, do. 168	2	849
Do. No. 22, do. March, 1876, do. 238	2	851
Do. No. 31, do. April, 1876, do. 302	2	853
Do. No. 37, do. May, 1876, do. 367	2	855
Do. No. 48, do. June, 1876, do. 435	2	857
Do. No. 57, do. July, 1876, do. 494	2	859
W		
WAGGA WAGGA :—		
BOROUGH OF :—		
By-laws of, laid on Table, 264	4	813
RACECOURSE AND PUBLIC RECREATION RESERVE :—		
Petition from inhabitants of Wagga Wagga against the Murrumbidgee Turf Club securing control of, presented, 75 ; ordered to be printed, 81	6	811
WALLSEND :—		
By-laws of Borough of, laid on Table, 278	4	819
WALLSEND COAL MINING COMPANY :—		
Motion made (*Mr. G. A. Lloyd*) for Correspondence, &c., in reference to the running of passenger trains on line of, 498.		
WANT OF CONFIDENCE IN THE MINISTRY :—		
Motion made (*Mr. Fitzpatrick*) respecting administration of public affairs and debate adjourned, 478 ; debate resumed and House continued to sit until the hour fixed by Sessional Order for its meeting next day, 481 ; Order of the Day lapsed, 481.		
WATERLOO :—		
By-laws of Borough of, laid on Table, 465	4	829
WATER SUPPLY :—		
SYDNEY :—		
Paper sent to Colonial Treasurer respecting, laid on Table, 2	5	687
Further paper laid on Table, 44	5	693
Second Report on City and Suburban, by Professor Liversidge, laid on Table, 13	5	665
CATARACT AND NEPEAN RIVERS :—		
Return showing quantity of water discharged from, and the registered rainfall at Wilton, laid on Table, 92	5	711

REFERENCES TO THE VOTES AND PROCEEDINGS—SESSION 1875-6.	PAPERS. VOL.	PAGE.
W		
WATER SUPPLY (*continued*) :—		
AND SEWERAGE, SYDNEY :—		
Nineteenth Annual Report of Municipal Council of Sydney, laid on Table, 209	5	707
FOR SYDNEY AND SUBURBS :—		
Motion made (*Mr. Macintosh*), for Committee of the Whole, to consider resolutions respecting, 332 ; Order of the Day postponed, 351 ; House in Committee, and resolution agreed to, 396.		
TO CITY OF NEWCASTLE :—		
Motion made (*Mr. G. A. Lloyd*), for Committee of the Whole, 274; Order of the Day postponed, 333, 375 ; House in Committee, and resolution agreed to, 410.		
WATERWORKS, BOTANY :—		
Motion made (*Mr. Sutherland*), for Return showing number of gallons pumped from, per month, 258 ; Return to Order laid on Table, 386	5	713
IN PASTORAL DISTRICTS :—		
Motion made (*Mr. Farnell*), for minutes having reference to, 540.		
WATSON, WILLIAM, ESQ. :—		
Leave of absence granted to, 246.		
WAVE BREAKER :—		
Motion made (*Mr. Macintosh*), for correspondence between the Government and Captain Blom Crawford, respecting alleged discovery of, 13 ; Return to Order laid on Table, 50	6	769
WAYS AND MEANS :—		
Sessional Order passed, 8.		
Motion made (*Mr. Robertson*), for House to go into Committee, 15.		
House in Committee, 42, 56, 59, 100, 111, 169, 239, 304, 371, 435, 494, 551, 570.		
For 1876 (*Mr. Robertson*), laid on Table, 42	2	557
Contingent motion moved (*Mr. Parkes*), on motion for going into Committee of, 72 ; point of order raised, and Speaker's ruling thereon, 72 ; debate adjourned, 73 ; resumed and adjourned, 82, 85, 96 ; resumed and motion negatived, 100.		
Resolutions reported, 101, 111, 170, 239, 304, 371, 435, 495, 551, 570.		
Resolutions agreed to, 101, 111, 170, 239, 304, 371, 435, 495, 551, 570.		
Order of the Day discharged, 575.		
WHARFS AT CIRCULAR QUAY (See "CIRCULAR QUAY.")		
WICKS *v.* BEIHLER :—		
Motion made (*Mr. Buchanan*), for information, summonses, and depositions connected with cases of, 429 ; Return to Address laid on Table, 465	2	213
WIDOW OF THE LATE SIR CHARLES COWPER (See "COWPER.")		
WILLIAMS *v.* WILLIS :—		
Motion made (*Mr. Taylor*) for depositions in the case of, 381 ; Return to Address laid on Table, 418	2	189
WILSON AND CAWLEY, PETITION OF (See "CROWN LANDS.")		
WILTON :—		
Return showing registered rainfall at, laid on Table, 92	5	711
WINE-GROWERS, PORT MACQUARIE :—		
Petition from, complaining of the Pilot and Boatmen carrying on the same description of industry, presented, 31 ; ordered to be printed, 35	6	507
WINES :—		
Correspondence respecting strength of New South Wales, laid on Table, 2	6	499
Do. do. South Australia, do. 2	6	503
Return showing quantity of, imported by way of the Murray during the year 1875, laid on Table, 539	6	519
WOLLONGONG RAILWAY (See "RAILWAYS.")		
WOOLLAHRA :—		
By-laws of Borough of, laid on Table, 415	5	675
WORBOY *v* WILEY :—		
Motion made (*Mr. Taylor*) for depositions in the case of, 381 ; Return to Address laid on Table, 429	2	199
WORDS OF HEAT :—		
In debate on "Surplus Revenue," 375.		
WRITS OF ELECTION :—		
The Upper Hunter, Return of John McElhone, Esquire, 1.		
East Sydney, do. Alexander Stuart, Esquire, 147.		
The Murrumbidgee, do. Joseph Leary, Esquire, 167, 186.		
Parramatta, do. Hugh Taylor, Esquire, 295.		
Hartley, do. John Hurley, Esquire, 301.		
Carcoar, do. Andrew Lynch, Esquire, 421.		
Liverpool Plains, do. Hanley Bennett, Esquire, 427.		
Y		
YANKO CREEK RESERVE :—		
Motion made (*Mr. Piddington*) for reports, letters, &c., in connection with, 275.		
Petition from the Jerilderie Farmers and Traders Association, praying for cancellation of, presented, 349 ; ordered to be printed, 356	3	1283
Petition from Murray District Selectors Association, praying for cancellation of, presented, 365 ; ordered to be printed, 371	3	1287
Motion made (*Mr. McElhone*) for cancellation of, 395		
Return of all Lands alienated on, laid on Table, 404	3	1285
YASS :—		
By-laws of Municipal District of, laid on Table, 183	4	811
YOUNG :—		
Motion made (*Mr. Baker*) for minutes, correspondence, &c., relating to application of John Angus, and of Primitive Methodists, for land in town of, 465.		

New South Wales.

BLUE BOOK

FOR THE YEAR

1875,

COMPILED FROM OFFICIAL RETURNS IN THE REGISTRAR GENERAL'S OFFICE.

Presented to both Houses of Parliament, by Command.



SYDNEY:

BY AUTHORITY: THOMAS RICHARDS, GOVERNMENT PRINTER, PHILLIP-STREET.

1876.

ERRATA.

Page 23, Inspector General of Police—Superintendent "Morriset," *read* Morisset ; and date of first appointment, *for* "1 March, 1862," *read* 15 February, 1853.

Page 48, Clerk of Petty Sessions, Bathurst—Mr. Maybury. Date of first appointment, *for* "1 September, 1875," *read* 27 April, 1875.

Page 101, Postmaster General. Foot note 1, *for* "September" *read* August.

BLUE BOOK.

1875.

TABLE OF CONTENTS.

	PAGE.
Alphabetical Index to Contents	v
Civil Establishments, &c.—Index of Officers	ix
Governors	2
Parliaments	2
Ministries	3
Executive Council—Members	6
Legislative Council—Members	6
Legislative Assembly—Members	7
Civil Establishments	9
Ecclesiastical Establishments	112
Education	114
Pensions	116
Foreign Consuls	119
Returning Officers	120
Guardians of Minors	121

ALPHABETICAL INDEX TO CONTENTS.

	Page.
Abattoir—Glebe Island	67
Aborigines—Surgeon to	78
Administration of Justice	41
Agent for the Church and School Estates	82
Agent for Immigration	28
Agent General—Colonial	39
Agents for the Sale of Crown Lands	76
Albury Gaol	26
Architect—Colonial	94
Armidale—Gaol	26
Artillery—Volunteer	34
Assembly—Legislative	13
„ Members of	7
Astronomer	55
Asylums—Lunatic	31
„ Infirm and Destitute	33
Attorney General	56
Auditor General	21
Australian Museum	55
Bank—Government Savings	110
Bathurst Gaol	25
Berrima Gaol	25
Board for inspecting, &c., Colonial Military Warlike Stores	67
Board—Medical	28
Board for inspecting and maintaining Supply of Colonial Military Warlike Stores	67
Board for opening Tenders for Runs	82
Board for opening Tenders for Public Works	95
Board of Visitors to Lunatic Asylums	32
Bookbinding—Printing and	62
Botanic Gardens, &c.	78
Braidwood Gaol	26
Brands—Registration of	82
Cattle Inspectors	81
Central Police Office	47
Charitable Institutions—Inspector of	32
Church of England	112
Church and School Estates—Agent for	82
Circuit Courts—Supreme and	42
Clerks of Petty Sessions	47
Coal Fields, &c.	84
Cockatoo Island—Fitz Roy Dock	95
Colleges	115
Colonial Architect	94
Colonial Agent General	39
Colonial Distilleries and Sugar Refineries	62
Colonial Military Stores and Gunpowder Magazines	64
Colonial Warlike Stores—Board for Inspecting and maintaining Supply of	64
Colonial Secretary	18
„ Summary	17
Colonial Treasurer	58
„ Summary	57
Commissioners to advise the Government in matters connected with the Defence of the Colony from Foreign Aggression	33
Comptroller General of Prisons	24
Consuls	119
Cooma Gaol	27
Coroners	46
Council—Executive	12
„ „ Members of	6
„ Legislative	12
„ „ Members of	6
Council and Assembly—Legislative	13
Council of Education	53
Court of Claims	82
„ —Insolvent	43
„ of Quarter Sessions	56
„ —Supreme	42
„ —District	44
„ —Divorce and Matrimonial Causes	43
Curator of the Australian Museum	55
Customs	59
Darlinghurst—Lunatic Receiving House	32
Deniliquin Gaol	27
Directors—Sheep	78
Distilleries and Sugar Refineries	62
District Courts :—	
Metropolitan and Coast District	44
Southern District	44
South-western District	45
Western District	45
Northern District	45
Divorce and Matrimonial Causes Court	43
Dredge—Steam—"Hercules"	96
„ „ "Hunter"	96
„ „ "Pluto"	97
„ „ "Vulcan"	97
„ „ "Samson"	97
„ „ "Fitz Roy"	98
„ „ "Titan"	98
„ „ "Newcastle"	98
Dry Dock—Fitz Roy	95
Ecclesiastical Establishment	112
Education—Council of	53
Electric Telegraphs	104
Emigration Agent	28
Emigration Officer	64
Engineer-in-Chief for Harbours and River Navigation	95
Examiner of Coal Fields	84
Executive Council	12
„ Members of	6
Exhibitions Commission	39
Fitz Roy Dry Dock	95
"Fitz Roy"—Steam Dredge	98

	Page.
Foreign Consuls	119
Free Public Library	55
Gaols :—	
Albury	26
Armidale	26
Bathurst	25
Berrima	25
Braidwood	26
Cooma	27
Deniliquin	27
Goulburn	25
Maitland	25
Mudgee	26
Parramatta	24
Port Macquarie	26
Sydney (Darlinghurst)	24
Wagga Wagga	26
Yass	26
Police	27
Gardens—Botanic	78
Geological Surveyor	84
Glebe Island Abattoir	67
Goulburn Gaol	25
Government Astronomer	55
Government Asylums for the Infirm and Destitute	33
Government Domains and Hyde Park ...	78
Government Printer	62
Government Savings' Bank	110
Governor-in-Chief	12
Governors—Succession of	2
Grammar School, Sydney	115
Guardians of Minors	121
Gunpowder Magazines	64
Harbours and River Navigation	95
Health Officers	64
"Hercules"—Steam Dredge	96
His Excellency the Governor-in-Chief ...	12
Hospital for the Insane, Gladesville ...	31
"Hunter"—Steam Dredge	96
Immigration Agent	28
„ Board	28
Imperial Pension Office	67
Industrial Schools	22
Infirm and Destitute—Asylums for ...	33
Insolvent Court	43
Inspector General of Police	23
Inspector of Kerosene	39
Inspector of Public Charities	32
Inspectors of Sheep	81
„ Cattle	82
Justice and Public Instruction	42
„ „ Summary of ...	41
Kerosene—Inspector of	39
Lands—Secretary for	70
„ „ Summary	69
„ Survey of	71
„ Occupation of	77

	Page.
Lands—Agents for the Sale of	76
Legislative Assembly	13
„ „ Members of	7
Legislative Council	12
„ „ Members of	6
„ Council and Assembly	13
Library—Parliamentary	13
„ Free Public	55
Lunatic Asylums—Board of Visitors ...	32
„ „ Hospital for the Insane, Gladesville	31
„ „ Parramatta	32
„ „ Receiving House, Darlinghurst	32
Lunatic Asylum for Imbeciles, &c., Newcastle	32
Magazines—Gunpowder	64
Magistrates—Police	47
Maitland Gaol	25
Marine Board	65
Medical Adviser, Vaccination, Medical Officers, &c.	28
Medical Attendant to Aborigines	78
Medical Board	28
Medical Officers	30
Metropolitan and Coast District Court ...	44
Metropolitan Police—Inspector General ...	23
Military Forces—Permanent	34
Mines	84
Mining Registrars	85
Minister of Justice and Public Instruction	41
„ „ „ Summary	40
Ministries	3
Mint—Royal Branch	16
Money Order Office	103
Mudgee Gaol	26
Museum—Australian	55
Nautical School Ship "Vernon"	22
Naval Brigade	38
Navigation—Harbours and Rivers	95
Newcastle Steam Dredge	97
Northern District Court	45
Observatory	55
Occupation of Lands	77
Officers provided for in Schedule	10
Orphan School—Protestant	54
Orphan School—Roman Catholic	54
Parliamentary Library	13
Parliaments	2
Parramatta Gaol	24
„ Lunatic Asylum	32
Pensions	116
Permanent Military Forces	34
Petty Sessions :—	
Central Police Office	47
Water Police Office	47
Police Magistrates and Clerks of Petty Sessions	47
Philadelphia and Melbourne Exhibitions Commission	39

	Page.
"Pluto"—Steam Dredge	97
Police :—	
Central Police Office	47
Inspector General of	23
Water Police Office	47
Magistrates and Clerks of Petty Sessions	47
Port Macquarie Gaol	26
Postage Stamp Printer	62
Postmaster General...	100
" Summary	99
Presbyterian Church...	114
Printing, Bookbinding, and Postage Stamps	62
Prisons—Comptroller General of	24
Protestant Orphan School	54
Public Charities—Inspector of	32
Public Works—Secretary for	90
" Summary ...	89
" Board for opening Tenders for	95
Quarantine	64
Quarter Sessions	56
Railways	90
Refineries—Colonial Distilleries, and ...	62
Reformatory School for Girls	22
Registrar General	18
Returning Officers	120
Roads...	93
Roman Catholic Church	113
Roman Catholic Orphan School	54
Royal Mint—Sydney Branch of	16
Runs—Board for opening Tenders for ...	82
"Samson"—Steam Dredge	97
Savings' Bank—Government	110
Schools :—	
Council of Education	53
Nautical School Ship "Vernon" ...	22
Industrial School for Girls	22
Reformatory School for Girls	22
Sydney Grammar	115
Protestant Orphan	54
Roman Catholic Orphan	54
Secretary—Colonial...	18
" " Summary	17
Secretary for Finance and Trade	58
" " Summary...	57
Secretary for Lands...	70
" Summary	69

	Page.
Secretary for Public Works	90
" " Summary ...	89
Sessions—Quarter	56
Sewage and Health Board	39
Sheep Directors	78
Sheep Inspectors	81
Sheriff	43
Shipping Masters	64
Southern District Court	44
South-western District Court	45
Stamp Duties	59
Steam Dredge "Fitz Roy"	98
" "Hercules"	96
" "Hunter"	96
" "Pluto"	97
" "Samson"	97
" "Titan"	98
" "Vulcan"	97
St. Andrew's College	115
St. John's College	115
St. Paul's College	115
Store Branch of the Treasury	62
Sugar Refineries	62
Supreme Court	42
Survey of Lands	71
Sydney City and Suburban Sewage and Health Board	39
Sydney Branch of the Royal Mint	16
Sydney Gaol	24
Sydney Grammar School	115
Sydney Police	23
Sydney University	114
Telegraphs—Electric	104
"Titan"—Steam Dredge	98
Treasurer and Secretary for Finance and Trade	58
" " Summary	57
University of Sydney	114
Vaccinators	28
"Vernon"—Industrial School Ship ...	52
Volunteer Corps	33-35
"Vulcan"—Steam Dredge	97
Wagga Wagga Gaol...	26
Water Police Office	47
Wesleyan Methodist Church	114
Western District Court	45
Yass Gaol	26

INDEX.

Names of Officers.	Office.	Page.
A		
Aaron Isaac	Visiting Surgeon to the Gaol and Lunatic Reception House, Darlinghurst, Sydney.	30
Abbott William Alexander	Official Postmaster, Mudgee	103
	Clerk, Registrar General's Office	18
Abbott Thomas Kingsmill..	Clerk of Petty Sessions, Gunnedah	50
	Assistant District Registrar of Births, Deaths, &c., Gunnedah ...	20
	Registrar of District Court, Gunnedah	46
	Crown Lands Agent, Gunnedah	76
Abbott Robert Palmer ...	Secretary for Mines	84
Adam John Sheddon ...	Chief Draftsman, Surveyor General's Office	72
Adams Philip Francis ...	Surveyor General	71
	Member of the Board for opening Tenders for Runs	82
	Official Trustee, Australian Museum	55
	Member of Sewage and Health Board	39
	Member of Exhibitions Commission	40
Adams A. A.	Sheep Director, Warialda	81
Adams Charles V. ...	Medical Attendant to Aborigines, New-England	78
Adams Robert	Member of Exhibitions Commission	40
Adams John Ford ...	Senior Clerk, Branch Royal Mint, Sydney	16
Adams Frederick P. ...	Cadet, Naval Brigade	38
Adamson Mary Ann ...	Matron of the Roman Catholic Orphan School, Parramatta ...	54
Addams Rev. F. W. ...	Minister of the Church of England, Paterson	112
Addison Glentworth Walsh Frazer.	Police Magistrate, Tenterfield	51
	Visiting Justice, Gaol, Maitland	25
	Police Magistrate, Maitland	50
Aggar John Ebenezer ...	2nd Lieutenant, Volunteer Artillery	35
Airey George John ...	Commanding New South Wales Artillery	34
	Member of Board for inspecting, &c., Warlike Stores	67
Aland Edward	Station-master, Electric Telegraph Branch, Kiandra	107
Aldcorn James	Sheep Inspector, Braidwood	81
Aldred R.	Bailiff, Wardens' Court, Rockley	87
Aldwell George T. ...	Station-master, Electric Telegraph Branch, Dubbo	107
Alexander John	Clerk, Office of the Colonial Agent General, London	39
Alexander Charles Somerville.	District Registrar of Births, Deaths, &c., Goulburn...	19
	Clerk of Petty Sessions, Goulburn	49
	Agent for the Sale of Crown Lands, Goulburn	76
Alford Edward	Sheep Inspector, Singleton	82
Alford John	Sheep Director, Singleton	80
Allan Henry Alexander ...	2nd Class Draftsman, Survey Office	72
Allan David Tait	Commander, Naval Brigade	38
	Harbour Master, and Chairman of Local Marine Board, Newcastle..	65
Allan Maxwell Rennie ...	1st Clerk, Colonial Secretary's Office	18
Allan Rev. James ...	Minister of the Church of England, Braidwood	113
Allan William	Coroner, Manning River	47
Allen Crawford	Cadet, Roads Department	94
Allen George Wigram ...	Minister of Justice and Public Instruction	42
	Speaker of the Legislative Assembly	13
	Solicitor to the University of Sydney	114
	Vice-President of Exhibitions Commission	39
Allen Thomas	Gaoler, Albury	26
Allen Mary	Matron, Gaol, Albury	26
Allen Edward	Junior Operator, Telegraph Station, Blacktown	106
Alleyne Haynes Gibbes (M.D.)	Member of the Government Benevolent Asylums Board for the Infirm and Destitute.	33
	Examiner in Medicine, University of Sydney	114
	Official Trustee, Australian Museum	55
	President of the Medical Board	28
	Member of the Immigration Board	28
	Health Officer and Immigration Officer, Port Jackson	64
	Member of Sewage and Health Board...	39
Allman John James ...	Police Magistrate, Goulburn	49
	Visiting Justice, Gaol, Goulburn	25
Allman Percy Frank ...	Clerk, Council of Education Office	53
Allpass Frederick William.	Cadet, Council of Education Office	53
Allpass James Webber ...	Inspector of Schools, Sydney District...	54
Allport Henry Curzon ...	Licensed Surveyor	73
Allwood Rev. Robert ...	Minister of the Church of England, Sydney...	112
Allworth Joseph Wilter ...	1st Class Surveyor	71
Alnwick F.	Assistant District Registrar of Births, Deaths, &c., Wallsend ...	20
Alphen Thomas	Clerk, Survey Office	73
Ambrose Charles N. ...	Station-master, Electric Telegraph Branch, Braidwood	106
Ambrose Alfred	Station-master, Electric Telegraph Branch, Kiandra	107
Ambrosoli Rev. Angelo ...	Roman Catholic Chaplain, Gaol, Sydney	24
Anderson William ...	Assistant Engineer, Kiama, Department of Harbours and River Navigation.	95
Anderson Duncan ...	Sheep Director, Armidale	78
Anderson A.	Bailiff, Wardens' Court, Adelong	87
Anderson Robert... ...	Secretary and Treasurer, St. Andrew's College	115
Anderson William ...	Licensed Surveyor	73

Names of Officers.	Office.	Page.
Anderson William John ...	Honorary Assistant Surgeon, No. 1 Company Highlanders	38
Anderson Patrick... ...	Clerk, Department of Mines	84
Anderson Robert	Sub-Inspector of Police...	23
Anderson Henry Charles Lennox.	Assistant Master, Sydney Grammar School	115
	Lieutenant, Sydney Grammar School Cadet Corps, Volunteer Rifles	37
Andrew A.	Sheep Director, Port Stephens	80
Andrews Arthur	Vaccinator, Albury	28
Angles Gustave	Junior Operator, Electric Telegraph Department	104
Antill William Redfern ...	District Registrar of Births, Deaths, &c., Picton	20
Applewhaite Mary E.	Sub-matron, Hyde Park Asylum for Infirm and Destitute	33
Archdall Rev. Charles ...	Church of England Chaplain to the Hospital for the Insane, Gladesville.	31
Ardill W.	Clerk, Lands Department	70
Aria Francis	Clerk, General Post Office	101
Arkins John	Clerk of Petty Sessions, Cowra...	49
	Agent for the Sale of Crown Lands, Cowra	76
	District Registrar of Births, Deaths, &c., Cowra	19
	Mining Registrar, Cowra	85
Armour A. W.	Mining Registrar, Gundagai	85
Armstrong Walter Dickinson.	2nd Class Draftsman, Surveyor General's Office	72
Armstrong William W. ...	Clerk of Petty Sessions, Rylstone	51
	Agent for the Sale of Crown Lands, Rylstone	76
	District Registrar of Births, Deaths, &c., Rylstone	20
	Mining Registrar, &c., Rylstone	86
Armstrong William Conway.	2nd Clerk, Central Police Office, Sydney	47
Armstrong John	Operator, Electric Telegraph Station, Terara...	109
Armstrong John	Licensed Surveyor	73
Armstrong Alexander Boswell.	Clerk of Petty Sessions, Parkes	50
	Mining Registrar, Parkes	86
	Assistant District Registrar of Births, Deaths, &c., Parkes	19
Armstrong Oliver G. C. ...	Draftsman, Department of Mines	84
Armstrong Robert Brown..	Coroner, Young	47
Armstrong John Fullerton	Coroner, Forbes	46
Arndell Andrew J. ...	Clerk, General Post Office	101
Arnheim Edward Henry..	District Surveyor	71
	1st Lieutenant, Engineer Corps, Volunteer Rifles	36
Arnheim Edward Henry...	Junior Clerk, Branch Royal Mint, Sydney	16
Arnheim Frederick S. ...	Cadet, Department of Harbours and Rivers	95
Arnheim Charles Throsby..	Supernumerary Draftsman, Survey Office	72
Arnold Richard Aldous ...	Clerk of Records, Legislative Assembly	13
	2nd Lieutenant, Volunteer Artillery	35
Arnold William Munnings	Speaker of the Legislative Assembly	13
Arnold Claude	Clerk, Lands Department	70
Arnold William Munnings Montagu.	Clerk of Printing Branch, Legislative Assembly	13
Arnott Robert S.	Station-master, Electric Telegraph Branch, Hay	107
Arnott William	Lieutenant, Newcastle Corps, Volunteer Rifles	36
Arthur George	Licensed Surveyor	73
Ashworth Thomas Ramsden	Vaccinator, Bombala	28
Atchison Cunningham Archibald.	Licensed Surveyor	73
Atchison James T. ...	Draftsman, Department of Mines	84
Atchison James Thomas ...	2nd Class Surveyor	71
	Licensed Surveyor	73
Athy Rev. Miles E. ...	Minister of the Roman Catholic Church, Orange	113
Atkinson Edward... ...	Junior Operator, Electric Telegraph Station, Berrima, afterwards East Maitland.	106, 107
Atkinson Simeon	Assistant, Postage Stamp Branch, Government Printing Office ...	63
Atkinson James	Sheep Director, Mudgee	80
Aubin Henry J.	Telegraph Operator, Sydney	104
	Automatic Operator, Telegraph Station, Albury	105
Auld Robert	Vaccinator, Bellinger River	28
Austen Francis George ...	Chief Clerk, Insolvent Court Office	43
Austin William	Dispenser to the Gaol and to the Government Asylum for the Infirm and Destitute, Parramatta.	30
Austin William Edward...	Coroner, Parkes	47
Aylmer William Henry ...	Draftsman, preparing References to County Maps, afterwards Description Writer, Survey Office.	73
Ayres Thomas	Clerk, Office of Inspector General of Police	23
B		
Backhouse Alfred Paxton..	Assistant Master, Sydney Grammar School	115
Badcock William... ...	Railway Station-master, Lochinvar	92
Badcock W.	Mining Registrar	85
Badham Charles L. C. ...	Clerk, Lands Department	70
	Crown Lands Agent, Urana	76
Badham Charles (D.D.) ...	Professor of Classics, University of Sydney	114
	Trustee, Free Public Library	55
	Member of Exhibitions Commission	39
Bailie James	Clerk, Lands Department	70
Bailiff Mary	Perforator, Telegraph Station, Tenterfield	109
Bain J.	Assistant Pilot, Newcastle	66
Bain Thomas	Clerk, Treasury...	58
Baird David Donald ...	Sheep Director, Dubbo	79
Baker James	Member of the Mining Board	86

Names of Officers.	Office.	Page.
Baker Frederick G. M. ...	Cadet, Roads Department	94
Baker Henry	Clerk of Petty Sessions, Newcastle	50
	Agent for the Sale of Crown Lands, Newcastle	76
Baker William	2nd Class Draftsman, Survey Office	72
Balderstone Thomas H. ...	Clerk, General Post Office	100
Ball James	Foreman, Ticket Printing Branch, Government Printing Office ...	63
Ballard James E.... ...	Station-master, Electric Telegraph Branch, Narrabri	108
Balmain John Hope ...	Licensed Surveyor	73
Baly Henry Percy ...	Clerk, Survey Office	73
Banfield John	Junior Operator, Telegraph Station, Waratah	109
Banks Thomas P...	Clerk, Lands Department	70
Barber R. A.	Sheep Director, Yass	81
Barclay T....	Bailiff, Wardens' Court, Albury	87
Barker Henry	Draftsman, Railway Department (Engineer's Branch)	90
Barker Right Rev. Frederic (D.D.)	Lord Bishop of Sydney and Metropolitan	112
Barker Robert Stelling ...	Surveyor, Railway Department	90
Barlee Charles Haynes ...	Secretary to Sewage and Health Board	39
Barling Joseph	Chief Clerk and Accountant, Department of Harbours, &c.... ...	95
Barling John	Licensed Surveyor	73
Barling Richard	Licensed Surveyor	73
Barling Joseph	Sheep Director, Port Stephens...	80
Barnes Frederick Evans ...	Clerk, Surveyor General's Office	73
Barnes Henry	Sheep Director, Casino	79
Barnes Thomas	Clerk and Schoolmaster, Gaol, Maitland	25
Barnes William	Junior Operator, Telegraph Station, West Maitland	107
Barnet James	Colonial Architect	94
	Commissioner of Defence from Foreign Aggression	33
	Official Trustee, Australian Museum	55
	Member of Public Works Tender Board	95
Barnett Thomas James ...	Storekeeper, &c., Gaol, Parramatta	24
	Ensign, Parramatta Corps, Volunteer Rifles	37
Barnett George	Clerk, General Post Office	100
Barney George H. ...	Senior Inspector of Distilleries...	62
Barnier Rev. Joseph ...	Acting Church of England Chaplain, Volunteer Corps	34
Barraclough W. H. ...	Clerk, Treasury	58
Bartlett Charles Falkner...	Captain, East Maitland Corps, Volunteer Rifles	36
Barton Wickstedt ...	Sheep Director, Bourke...	78
Barton Edmund	Acting Crown Prosecutor, Western District	56
Barton Edward Hugh ...	Licensed Surveyor	73
Barton H. W.	Bailiff, Wardens' Court, Moruya	87
Bassett William Frederick	Surgeon to the Gaol, Bathurst...	30
	Medical Officer, Bathurst	30
Bassman Henry	Mining Registrar	85
Bastick J.	Bailiff, Wardens' Court, Orange	87
Bateman William ...	Clerk, Railway Department	93
Battley Thomas C. ...	Clerk of Petty Sessions, Gosford	49
	Agent for the Sale of Crown Lands, Gosford (Brisbane Water) ...	76
	District Registrar of Births, Deaths, &c., Gosford (Brisbane Water)...	19
Battye James R.	Telegraph Operator, Sydney	104
Battye Edward M. ...	Inspector of Police	23
Battye John R.	Line Repairer, Telegraph Station, Mudgee	108
Baxter John	10th Locker, Customs, Sydney...	60
Bayley George William Alfred.	Temporary Draftsman, Railway Department (Engineer's Branch)...	90
Bayley Edward Alfred ...	Temporary Draftsman, Railway Department (Engineer's Branch)...	90
Bayley William D. ...	Ledgerkeeper, Government Savings' Bank	110
Bayley Alexander Charles	Superintendent of Roads	94
Baylis Henry	Police Magistrate, Wagga Wagga	51
	Visiting Justice, Gaol, Wagga Wagga	26
	Acting Customs' Officer, Wagga Wagga	62
Baylis J. J.	Field Assistant to Geological Surveyor	84
Bayly Nicholas P. ...	Sheep Director, Mudgee	80
Bayly Edward	4th Clerk, Supreme Court Office	42
Baynes Thomas	Brigade Pay and Quarter-master, Permanent and Volunteer Military Forces.	33
Bean Edward	Second Classical Master, Sydney Grammar School	115
Beard Samuel Matthew ...	13th Locker, Customs	60
Beatty John James Macartney.	4th Clerk, Colonial Secretary's Office	18
Beatty James M.... ...	Temporary Clerk, Railway Department	90
Beatty James M.	Booking Clerk, Electric Telegraph Department	104
Beaver William Richard...	2nd Clerk, Quarter Sessions Department	56
Beck William	12th Landing Waiter, Customs, Sydney	60
Becke William Henry Hughes.	Clerk of Petty Sessions, Windsor	51
	Agent for the Sale of Crown Lands, Windsor	77
	District Registrar of Births, Deaths, &c., Windsor	20
	Registrar of the District Court, Windsor	44
Beckett Thomas S. ...	Station-master, Electric Telegraph Branch, Tamworth	108
Bedford Edward Samuel Pickard, F.R.C.S.E.	President of the Medical Board of Visitors to Lunatic Asylums ...	32
	Medical Adviser to the Government	28
	Member of the Medical Board	28
	Examiner in Medicine, University of Sydney...	114
Bedford Cecil W. E. ...	Field Cadet, Roads Department	94
Bedford William James Guthrie.	Staff Surgeon, Permanent Military Force	34
Bedford Rupert	Cadet, Naval Brigade	38
Beeston John	Railway Station-master, Menangle	91
Bell Dalway	Inspector of Distilleries...	62

Names of Officers.	Office.	Page.
Bell Alexander C. ...	Superintendent of Roads	94
Bell Alexander	Assistant Harbour-master, Sydney	65
	Inspector, Marine Board	65
Bell Francis	Member of Sewage and Health Board...	39
Bell Edmund	Clerk, Lands Department	70
Bellisario John	Trustee, Australian Museum	55
	Member of Exhibitions Commission	40
Bennett Louis George Julien.	3rd Class Draftsman, Survey Office	72
Bennett Samuel	Member of Exhibitions Commission	39
Bennett Ethelred ...	Assistant Clerk, Lunatic Asylum, Parramatta	32
Bennett Arthur	1st Lieutenant, Volunteer Artillery	35
Bennett William Edmund	Licensed Surveyor	73
Bennett George (M.D.) ...	Examiner in Medicine, University of Sydney...	114
Bennett James	Junior Operator, Electric Telegraph Branch, Newtown, afterwards Operator, Bathurst.	105–106
Bennett Copeland ...	Railway Station-master, Haslem's Creek	91
Bennett William Christopher.	Commissioner and Engineer for Roads	93
	Member of Sewage and Health Board...	39
	Member of Public Works Tender Board	95
Bennis Michael	Collector and Depositor of Public Moneys, Treasury	59
Bentley Alfred Frederick...	Supernumerary Draftsman, Survey Office	72
Bernauer John	Assistant Pressman, Survey Office	73
Berner George	Clerk, Railway Department	90
Berney Augustus... ...	1st Landing Surveyor, Customs	59
Berry Henry	Licensed Surveyor	73
Berthon Henry H. Leigh..	Cadet, Department of Harbours and River Navigation	95
Berthon Charles	District Engineer, Department of Harbours and River Navigation...	96
Berthon William	Licensed Surveyor	73
Bertram John	Sheep Director, Balranald	78
Besnard Peter	Sheep Director, Yass	81
Betteridge Thomas ...	Coroner, Inverell	46
	Police Magistrate, Inverell	50
	Registrar of the District Court, Inverell	46
Bettington James B. ...	Sheep Director, Merriwa	80
Betts Augustine Matthew..	Coroner, Goulburn	46
Betts Edward Marsden ...	Assistant Superintendent, Hospital for the Insane, Gladesville ...	31
Betts Martha	Matron of the Protestant Orphan School, Parramatta	54
Betts H. S. M.	Sheep Director, Molong...	80
Betts Arthur Charles ...	District Surveyor	71
Beuzeville James... ...	District Registrar of Births, Deaths, &c., Bathurst	19
Beveridge James	Sheep Director, Gundagai	79
Beverley William Gore ...	Chief Clerk and Deputy Comptroller of Prisons	24
	Captain, Volunteer Artillery	35
Beverley Henry Clements..	Gaoler, Cooma	27
Bewick George	Superintendent of Way and Works, Great Northern Railway ...	91
Bibb John...	Clerk, Department of Harbours and River Navigation	95
Biden William Downing...	Licensed Surveyor	73
Biggs Charles	Assistant Line Repairer, Electric Telegraph Department	105
Binney John	Electric Telegraph Construction Overseer	110
Binning Alexander ...	Electric Telegraph Construction Overseer	110
Binny Thomas Crawford	Registrar, Department of Mines	84
Binsted William Henry ...	Licensed Surveyor	73
Birch Rev. Patrick ...	Minister of the Roman Catholic Church, Millendary, Kiama ...	113
Birkenshaw Thomas ...	Examiner in Seamanship and Pilotage, Marine Board	65
Bishop Edwin T.... ...	Temporary Draftsman, Department of Mines	84
Bissett John G.	Railway Station-master, Emu Plains	92
Black Albert Thomas ...	Coast Waiter, Customs Station, Broken Bay	60
	Junior Operator, Electric Telegraph Station, Baranjuey	106
Black John	Major, Commanding Southern Battalion, Volunteer Rifles	35
Blackadder James ...	First Engineer, Pilot Steamer "Thetis"	66
Blackey Peter	Draftsman, Department of Harbours and Rivers	95
Blackman William ...	Clerk, Department of Lands	70
Blackman Samuel A. ...	Sheep Director, Mudgee	80
Blackmore Alexander E...	Ledgerkeeper, Government Savings' Bank	110
	Clerk, Money Order Office	103
Blackshaw Henry ...	Lieutenant, Goulburn Corps, Volunteer Rifles	37
Blackstone William ...	Junior Operator, Electric Telegraph Branch, Goulburn	107
Blackwood Rev. J. ...	Minister of the Church of England, Singleton	112
Bladen Frank Murcott ...	Acting Meteorological Assistant, Sydney Observatory	55
Blair Jasper William ...	Licensed Surveyor	73
Blake Isidore M. (J.P.) ...	Coroner, Yass	47
Blake Maurice O'Connor...	2nd Class Draftsman, Survey Office	72
Blake Robert	Senior Inspector of Distilleries	62
Blake John Francis ...	Clerk of Petty Sessions, Hay	50
	Registrar of the District Court, Hay	45
	Agent for the Sale of Crown Lands, Oxley	76
	Mining Registrar	85
Blake John Bede	Clerk, Roads Department	93
Blake Augustine J. ...	Clerk, General Post Office	101
Blanchard Julien Thomas	Ordnance Storekeeper, &c., Colonial Military Stores, &c.	64
	Secretary to the Board for inspecting and maintaining the Supply of Colonial Warlike Stores.	67
Bland Mary	Matron, Hospital for the Insane, Gladesville...	31
Blatchford Joseph ...	Assistant Postmaster, Goulburn	103
Blomfield Rev. J. R. ...	Church of England Chaplain to the Lunatic Asylum, Parramatta ...	32
	Minister of the Church of England, Raymond Terrace	112
	Church of England Chaplain to the Gaol, Parramatta	24
Bloomfield Edwin Cordeaux.	Sheep Director, Armidale	78

Names of Officers.	Office.	Page.
Bloomfield Charles ...	Computer, Government Printing Office	63
Blunt George	Licensed Surveyor	73
Blythe Sydney	Clerk of Petty Sessions, Armidale	48
	Agent for the Sale of Crown Lands, Armidale	76
	District Registrar of Births, Deaths, &c., Armidale	19
	Registrar of the District Court, Armidale	45
Boag Thomas	Locomotive Foreman, Great Northern Railway	91
Boake Barcroft Capel ...	Captain, No. 7 Battery, Volunteer Artillery	35
Board Charles Thomas ...	Junior Draftsman, Registrar General's Office	18
Board Gregory	Booking Clerk, Electric Telegraph Department	104
Bode Rev. G. C.	Minister of the Church of England, Newcastle	112
Bode Rev. F. D.	Minister of the Church of England, Lochinvar and Branxton ...	112
Bohle Henry M.	Ballast Master, Newcastle (Department of Harbours and River Navigation).	96
Bolding H. J.	Police Magistrate and Clerk of Petty Sessions, Raymond Terrace ...	51
Bolger Theophilus Henry..	District Registrar of Births, Deaths, &c., St. George...	19
Bolton Constantine Francis	District Surveyor	71
Bolton Charles	Weigher and Balance Mechanician, Branch Royal Mint, Sydney ...	16
Bolton Charles	Major, Commanding Northern Battalion, Volunteer Rifles	35
Bonamy Thomas... ...	Clerk, Railway Department	93
Bonamy George	Railway Station-master, Ashfield	91
Bonney E. S.	Sheep Director, Menindie	80
Boot Edward	Government Medical Officer, Broulee	30
	Vaccinator, Broulee	28
Boote William	Sheep Director, Gundagai	79
Booth John	Clerk, Council of Education Office	53
Booty Charles J.	Clerk, General Post Office	101
	Official Postmaster, Deniliquin...	102
Bossley Ion Brown ...	Official Postmaster, William-street, Sydney	102
Bossley Tarburton ...	Licensed Surveyor	73
Bowden John Ebenezer ...	Coroner, Parramatta and Liverpool	47
Bowen William	Assistant Postmaster, Deniliquin	103
Bowdler Henry Jenkins Stanley.	Clerk, Correspondence Branch, Treasury	58
Bowker Richard Ryther Steer.	Health Officer, Newcastle	64
Boyce Carlton	Assistant Surgeon, Volunteer Artillery	35
Boyce C. G. J.	Clerk, Treasury	58
Boyd Sprott (M.D.) ...	Cadet, Naval Brigade	38
Boyd James	Examiner in Medicine, University of Sydney...	114
Boydell Charles Broughton	Assistant Officer of Customs, Moama	61
Brackenreg George ...	Clerk, Legislative Assembly	13
Bradley Joseph	Railway Station-master, Scone	92
Bradley John Dallison ...	Pilot, Manning River	66
Bradley James Octavious ..	Inspector of Public Schools, Armidale District	54
Bradley Henry Houghton Burton.	Railway Station-master, Bowral	92
	Captain, No. 9 Battery, Volunteer Artillery	35
Bradshaw Benjamin C. ...	Clerk, General Post Office	100
Bradstock Henry	Foreman of Coining Department, Branch Royal Mint, Sydney ...	16
Brady Thomas James ...	Foreman, Spectacle Island Magazine	64
Braithwaite Chas. A. ...	Draftsman, Department of Harbours, &c.	95
Bramble Edward	Station-master, Electric Telegraph Branch, Walgett...	109
Bransby Reginald George Spencer.	3rd Class Draftsman, Survey Office	72
Bray Alfred J.	Telegraph Station-master, Adelong	105
Bray Joshua	Crown Lands Agent, Tweed River	76
Bray James	Agent for the Sale of Crown Lands, Albury	76
	Police Magistrate and Clerk of Petty Sessions, Bellinger River ...	48
	Clerk of Petty Sessions, Armidale	48
	Clerk of Petty Sessions, Cudgen, Tweed River	49
	District Registrar of Births, Deaths, &c., Tweed River	20
	Registrar of District Court, Armidale	45
Bray James S.	Clerk, Electric Telegraph Department...	104
Brennan Thomas	Clerk, Treasury	58
Brennan Patrick	Sub-Inspector of Police	23
Brennand Lancelot Iredale	Superintendent of Stores	62
Brentnall Charles J. ...	Sheep Inspector, Wagga Wagga	82
Brewer Frederick... ...	Temporary Clerk, Lands Department	71
Brewer Frank	Telegraph Operator	104
Bridson Hugh	Police Magistrate and Clerk of Petty Sessions, Sofala	51
	Agent for the Sale of Crown Lands, Sofala	76
	Mining Registrar, Sofala	86
Briggs Stanley	Telegraph Station-master, Wallabadah	109
Brislan P.	Mining Registrar	86
Brock Robert	Licensed Surveyor	73
Brock Robert	1st Locker, Customs, Sydney	60
Broderick Henry... ...	Engineer Surveyor, Inspector and Examiner, Marine Board ...	65
Brodie George Gray ...	Clerk of Petty Sessions, Murrurundi	50
	District Registrar of Births, Deaths, &c., Murrurundi	20
	Registrar of the District Court, Murrurundi	45
	Agent for the Sale of Crown Lands, Murrurundi	76
Brodie James Adam ...	Junior Clerk, Colonial Secretary's Office	18
Brodie William A. ...	Assistant Clerk of Petty Sessions, Parramatta	50
Brodie G. G.	Clerk, Treasury	58
Brooke Thos. C.	Sheep Director, Wentworth	81
Brooks James Norton ...	Police Magistrate and Clerk of Petty Sessions, Wollombi	51
	Coroner, Wollombi	47
Brooks Richard	Health Officer, Newcastle	64
Brooks Thomas	Shipwright Surveyor, Newcastle	65
Brooks Thomas	6th Locker, Customs, Sydney...	60

Names of Officers.	Office.	Page.
Broomfield W.	Cadet, Naval Brigade	38
Broomfield John	Warden, Marine Board	65
Broughton John Archer ...	Clerk of Petty Sessions, Deniliquin	49
	Registrar of the District Court, Deniliquin	45
	Agent for the Sale of Crown Lands, Deniliquin	76
Brown John	Master Attendant, Lunatic Asylum, Parramatta	32
Brown John	Sheep Director, Singleton	80
Brown Edward	Clerk of Petty Sessions, Albury	48
	Agent for the Sale of Crown Lands, Albury	76
	Registrar of the District Court, Albury	45
Brown Thomas Michael ...	1st Lieutenant, No. 10 Battery, Volunteer Artillery	35
Brown J. L.	Sheep Director, Coonabarabran	79
Brown Charles Albert ...	Clerk, Department of Lands	70
Brown John Dowling ...	Inspector, afterwards Superintendent of Police	23
Brown John	Sheep Director, Cannonbar	79
Brown Frederick	Sheep Director, Merriwa	80
Brown John S.	Sheep Inspector, Dubbo...	81
Brown Henry Joseph ...	Captain, Newcastle Corps, Volunteer Rifles	35
Brown Wyman	Member of the Mining Board	86
Brown Stephen Campbell..	Member of the Council of Education	53
Brown Walter (M.D.) ...	Medical Visitor to Lunatic Asylum, Parramatta	30
	Vaccinator, Parramatta	29
	Visiting Surgeon, Parramatta Gaol	30
Brown Tom	Licensed Surveyor	73
Brown James Doyle ...	Temporary Clerk, Railway Department	90
Browne William James ...	Tide Surveyor, Newcastle	60
Browne Frederick W. ...	Station-master, Electric Telegraph Branch, Araluen	105
Browne Anna M. ...	Official Postmistress, East Maitland	102
Browne T. F. de C. ...	Member of the Mining Board	86
Browne Thomas Alexander	Police Magistrate, Gulgong	49
	Coroner, Gulgong	46
	Warden, Department of Mines	85
Brownrigg Marcus Freeman.	Police Magistrate, Albury	48
	Visiting Justice, Gaol, Albury	26
	Coroner, Albury	46
	Warden, Department of Mines	85
Bruce Gordon	Inspector of Sheep, Upper Murray	82
	Acting Assistant Officer of Customs, Upper Murray	61
Bruce Alexander	Chief Inspector of Sheep	81
	Registrar of Brands	82
Brunker James	Clerk, Stamp Duties Office	59
Bruton John	Sub-Collector of Customs, Tocumwall...	61
Bryant J. T.	Cashier, Railway Office...	90
Buchanan James	Police Magistrate, Armidale	48
	Visiting Justice to the Gaol, Armidale	26
	Warden, Department of Mines...	85
Buchanan Peter	Sub-overseer, Government Printing Office	62
Buchanan Louis	7th Clerk, Customs, Sydney	59
Buchanan William ...	Superintendent of Mail Branch, General Post Office	100
	Postal Inspector...	102
Buchar S.	Sheep Director, Grafton	79
Buckland George Augustus	Clerk of Petty Sessions, Walcha	51
	Agent for the Sale of Crown Lands, Walcha...	76
	Mining Registrar	86
Buckley Mary	Junior Operator, Telegraph Station, Deniliquin	106
Buckley Robert	Station-master, Electric Telegraph Branch, Goulburn, afterwards Deniliquin.	107, 106
Bucknell A. W.	Sheep Director, Moree	80
Budge Alexander Campbell	Clerk of Executive Council	12
Bullen Denis F.	Cadet, Roads Department	94
Bullen William	Draftsman, Roads Department...	94
Bundock W. C.	Sheep Director, Casino	79
Bundock William T. ...	Road Superintendent	94
Bunn John William Buckle	Sheep Director, Braidwood	78
	Coroner, Braidwood	46
	Visiting Justice, Gaol, Braidwood	26
Burdekin Marshall ...	Representative Commissioner, Philadelphia Exhibition	40
Burdett Frank Langham...	Licensed Surveyor	73
Burgis Frederick	Junior Operator, Electric Telegraph Branch, Newtown	105
Burgess Edward James ...	Licensed Surveyor	73
Burgis Thomas P. ...	Assistant Postmaster, Goulburn	103
Burke Martin E.	Station-master, Electric Telegraph Branch, Bombala	106
Burke Rev. John A. ...	Minister of the Church of England, Carcoar...	113
Burke Michael	Chief Warder, Gaol, Sydney	24
Burke Stephen Richard ...	11th Clerk, Customs, Sydney	59
Burn Jane...	Matron, Lunatic Asylum, Parramatta...	32
Burne Henry	Police Magistrate, &c., Araluen	48
Burnell Arthur John ...	3rd Class Draftsman, Survey Office	72
Burness Thomas	Sheep Inspector, Maitland, and Cattle Inspector, Newcastle ...	81, 82
Burnett William	Clerk, Money Order Office	103
	Teller, Government Savings' Bank	110
Burnett Alexander ...	Station-master, Telegraph Branch, Mudgee	108
Burnett Frederick ...	Station-master, Telegraph Branch, Lawrence...	107
Burnett William	Lieutenant, South Sydney Company, Volunteer Rifles	36
Burns John Fitzgerald ...	Postmaster General	100
Burns John M.	Member of the Mining Board	86
Burns Charles James ...	3rd Clerk, Supreme Court Office	42
	Acting Clerk, Divorce and Matrimonial Causes Court	43
Burns John Joseph ...	Cadet, Roads Department	94
Burns James	Railway Station-master, Branxton	92

Names of Officers.	Office.	Page.
Burnside Mary	Matron, Government Asylum for the Infirm and Destitute, Liverpool	33
Burnside James Howard...	Licensed Surveyor	73
Burrowes John	District Registrar of Births, Deaths, &c., Newcastle	20
Burrowes William ...	Licensed Surveyor	73
Burrowes William T. ...	Draftsman, Department of Mines	84
Burrows Samuel M. ...	Clerk, Department of Harbors and River Navigation	95
Burrows Henry	Booking Clerk, Electric Telegraph Department	104
Burrows Joseph	Yeoman Bedell, University of Sydney	114
Burt James	3rd Class Draftsman, Survey Office	72
Burton William Henry ...	10th Clerk, Customs	59
Burton Edmund	Examiner of Land Titles, Registrar General's Department... ...	18
Bussell Francis ..., ...	Junior Operator, Electric Telegraph Station, West Maitland ...	107
Butler Francis	Clerk, General Post Office	102
Button Alfred C.... ...	Clerk, General Post Office	100
Byrne Edward William ...	Assistant Registrar of Brands	82
Byrne Daniel Alexander...	Commissioner of Crown Lands, Warrego District, afterwards Wellington and Bligh Districts.	77
Byrne Margaret Mary ...	Girls' Teacher, Roman Catholic Orphan School, Parramatta ...	54
Byrnes Francis Oaks ...	Telegraph Station-master, Muswellbrook	108
Byrnes Henry James ...	Captain, Parramatta Corps, Volunteer Rifles...	36
Byrnes William, junior ...	Clerk, Department of Justice, &c.	42
Byrnes William	Clerk to the Private Secretary	12
Byrnes James M.... ...	Superintendent, Harbours and River Navigation	96
Byrnes James	Member of Exhibitions Commission	39
Byrnes James	Land Valuer, Railways	90
C		
Cadell Thomas O. ...	Cadet, Naval Brigade	38
Cahill William	16th Clerk, Customs, Sydney	59
Caldwell John Turner ...	Clerk, Council of Education Office	53
Caldwell Samuel	Gaoler, Armidale	26
Caldwell Isabella... ...	Matron, Gaol, Armidale	26
Callachor Thomas Felician	2nd Class Draftsman, Surveyor General's Office	72
Callachor John Joseph Casimir.	3rd Class Draftsman, Survey Office	72
Callen George Douglas ...	Bandmaster, Volunteer Corps	34
Calvert John Jackson ...	Clerk of Parliaments, &c.	12
Cameron Ewen Wallace...	Captain, Balmain Company, Volunteer Rifles	35
Cameron John	Licensed Surveyor	74
Cameron Rev. James ...	Chaplain, Volunteer Corps	34
Cameron Roderick William	Member of Exhibitions Commission	39
	Representative Commissioner, Philadelphia Exhibition	40
Campbell Allen	Vaccinator, Yass...	29
	Visiting Justice, Gaol, Yass	26
Campbell John A. D. ...	Draftsman, Department of Mines	84
Campbell Robert John ...	Surveyor, 1st Class	71
Campbell John	Captain, No. 1 Company Highlanders	36
Campbell P. Colin ...	Sheep Director, Glen Innes	79
Campbell Walter Scott ...	Chief Draftsman, Department of Mines	84
Campbell William J. ...	Telegraph Operator, Terrara	109
Campbell John Alexander Dalrymple.	Licensed Surveyor	74
Campbell Thomas ...	Supernumerary Draftsman, Survey Office	72
Campbell William ...	Mining Registrar	86
Campbell William D. ...	Coroner, Binalong and Burrowa	46
Campbell Benjamin B. ...	Sheep Director, Pilliga	80
Campbell William D. ...	Sheep Director, Young	81
Campbell Ronald... ...	Sheep Director, Eden	79
Campbell George... ...	Sheep Director, Young	81
Campbell Alexander ...	Lieutenant, Gerringong Corps, Volunteer Rifles	37
Campbell Malcolm M'Intyre.	Clerk of Petty Sessions, Richmond River	51
	District Registrar of Births, Deaths, &c.	20
	Registrar of District Court, Casino	46
	Crown Lands Agent, Richmond River...	76
	Mining Registrar	85
Camper William	Station-master, Electric Telegraph Branch, Wentworth	109
Cane Charles	Clerk, Railway Department	93
Cane Elizabeth	Matron, Lunatic Asylum for Imbeciles, &c., Newcastle	32
Cane Frederick	Superintendent, Lunatic Asylum, &c., Newcastle	32
Cannon Richard Stuart ...	Captain, Lyceum School Cadet Corps, Volunteer Corps	36
Cansdell William Duffield	Junior Clerk, Council of Education Office	53
Cansdell Gordon Gilhome Martin Stuart.	3rd Class Draftsman, Survey Office	72
Canter Richard Augustus...	1st Clerk, Revenue Branch, Treasury	58
Canty Michael	2nd Class Draftsman, Survey Office	72
Canty Michael	Junior Operator, Electric Telegraph Station, Gundagai	107
Capel Daniel	Sheep Director, Warialda	81
Capper W. H.	Clerk, Lands Department	70
Capper James Frederick...	Licensed Surveyor	74
Cardew William C. ...	Clerk of Petty Sessions, Inverell	50
	Crown Lands Agent, Inverell	76
	District Registrar of Births, Deaths, &c., Inverell	19
	Registrar of District Court, Inverell	46
	Mining Registrar, Inverell	85
Carlisle E. F.	Mining Registrar, &c., Araluen	85
Carlisle Thomas	Station-master, Railway Department, Sydney	91
Carpenter Lyndon Bolton	Senior Clerk, Branch Royal Mint, Sydney	16
Carr J.	Bailiff, Wardens' Court, Tumut	87
Carrick Thomas	Sub-Collector of Customs, Tweed River	61

Names of Officers.	Office.	Page.
Carroll Owen	Clerk, Roads Department	93
Carroll John	Overseer of Stores, and Superintendent of Quarantine Station, Spring Cove, Sydney Harbour.	64
Carruthers Henry ...	Clerk, Railway Store Branch	93
Carson William	Assistant Clerk of Petty Sessions, Grafton	49
Carter Rev. James ...	Minister of the Church of England, Picton	112
Carter R.	Sheep Director, Berrima	78
Carter Daniel	District Registrar of Births, Deaths, &c., Maitland	20
Carter William L. ...	Clerk, General Post Office	100
Carter George C.	Sub-Inspector of Police	23
Carver C. M.	Bailiff, Wardens' Court, Tuena	87
Carver Nicholas Price ...	Surveyor, Railway Department	91
Casey John Bartholomew	Clerk of Petty Sessions, Kempsey	50
	Registrar of the District Court, West Kempsey	45
	Officer of Customs, Macleay River	61
	Agent for the Sale of Crown Lands, Macleay River, West Kempsey	76
Caspersonn Charles ...	Electric Telegraph Operator, Sydney	104
	Telegraph Station-master, West Maitland	107
Cassidy James	Ensign, Bathurst Corps, Volunteer Rifles	37
Cassidy William George...	Steward and Housekeeper, Legislative Council and Assembly ...	13
Caswell William Stewart	Police Magistrate, Moruya	50
	Registrar of the District Court, Moruya	44
	Coroner, Broulee and Moruya	46
Catlett Arthur L. ...	Book-keeper, Electric Telegraph Department...	104
Catlett William Henry ...	Secretary and Accountant to Trustees of Sydney Grammar School	115
Catton C. A.	Temporary Clerk, Lands Department	71
Cavanough John Alexander	Lieutenant, No. 2 Company, 1st Regiment Volunteer Rifles ...	37
Caznean Prescott... ...	Clerk, Railway Store Branch...	93
Centauri Angelo	Inspector of Sheep, Gundagai	81
Chamberlain Thomas James.	Licensed Surveyor...	73
	2nd Class Surveyor	71
Chambers F.	Sheep Director, Hay	79
Chambers Charles St. S....	Temporary Clerk, Department of Mines	84
Chandler William ...	Operator, Electric Telegraph Station, Tenterfield	109
Channon Thomas... ...	Junior Operator, Electric Telegraph Station, Deniliquin	106
	Telegraph Station-master, Dubbo	107
Chant James	Emigration Agent and Despatching Officer, London...	39
Chape Catherine	Official Postmistress, Balmain	102
Chapman Henry	Chief Clerk, Colonial Architect's Department	95
Chapman George Stephen	Overseer (Night), Government Printing Office	62
Chapman Michael ...	Member of Sewage and Health Board	39
Chapman Rev. R... ...	Minister of the Church of England, West Maitland	112
Chapman Henry Augustus	Clerk, Railway Store Branch	93
Chapman Edward ...	Station-master, Electric Telegraph Department, Forbes	107
Chapman Abraham Western.	Foreman, Stamp Branch, Government Printing Office	63
Chapman Henry	2nd Lieutenant, Volunteer Artillery	35
Chapman Rev. B.... ...	Minister of the Wesleyan Methodist Church, Parramatta	114
Chapman Charles... ...	Junior Operator, Telegraph Station, Wallsend	109
Chapman Edward ...	16th Locker, Customs, Sydney...	60
Chapple John	Station-master, Electric Telegraph Branch, Campbelltown, afterwards Operator, Bathurst.	106
Chapple Charles	Junior Operator, Electric Telegraph Branch, Parramatta	108
Chard John Sofala ...	1st Class Surveyor, Triangulation Staff, Survey Office	73
Charteris F. M.	Sheep Inspector, Goulburn	81
Chatfield Charles	Clerk, Council of Education Office	53
Chatfield William ...	Visiting Justice, Gaol, Darlinghurst, Sydney...	24
	Adjutant, 1st Regiment, Volunteer Rifles	36
Chauncy Hugh Snell ...	Temporary Draftsman, Railway Department...	90
Chauncy William Snell ...	Superintendent of Roads	94
Cheeke George Ashwin ...	Associate to Mr. Justice Cheeke	42
Cheeke Alfred	Puisne Judge	10
Child Rev. C.	Minister of the Church of England, Scone	112
Childe Robert John ...	Assistant Draftsman and Computer, Survey Office	73
Chipp Harry E.	Traffic Inspector, Railway Station, Goulburn...	91
Chisholm Edwin	Government Medical Officer, Camden, &c.	30
	Vaccinator, Camden	28
Chisholm Henry John ...	2nd Clerk, Department of Justice and Public Instruction	42
	Captain, No. 2 Company, Highlanders	36
Chisholm William ...	Temporary Clerk, Department of Comptroller General of Prisons...	24
Chisholm Daniel Henry ...	2nd Class Draftsman, Survey Office	72
Christian William ... } Christian M. S.... ... }	Sheep Directors, Maitland	80
Christie Charles Stewart	Assistant Lithographer, Survey Office...	73
Christie William Herbert	Licensed Surveyor	74
Christie William	Licensed Surveyor	74
Christie William Beaver Blayney.	Major of Brigade	33
Christison David	Sea Pilot	66
Christison Robert... ...	7th Locker, Customs, Sydney	60
Chrystal Alexander ...	Telegraph Station-master, Wellington	109
Church John	Cadet, Naval Brigade	38
Clapin Adolphus Philip ...	Clerk Assistant, Legislative Council	12
Clark William	Accountant, University of Sydney	114
Clark George Cotton ...	Temporary Draftsman, Railway Department (Engineer's Branch) ...	90
Clark John	Sheep Director, Hay	79
Clarke John W.	Line Repairer, Electric Telegraph Branch, Tenterfield	109
Clarke George W. F. ... } Clarke William ... }	Clerks, Department of Mines	84

Names of Officers.	Office.	Page.
Clarke Rev. William Branwhite.	Minister of the Church of England, St. Leonards, North Shore	112
	Trustee, Free Public Library	55
	Member of the Exhibitions Commission	40
Clarke George O'Malley	Warden, Department of Mines	85
	Police Magistrate, Young	52
Clarke Rev. W.	Minister of the Wesleyan Methodist Church, Orange	114
Clarke James Charles	Licensed Surveyor	74
Clarke Joseph	Clerk, General Post Office	100
Clarke Charles	Clerk, General Post Office	100
Clay Percy Clay Ralph P. S.	Telegraph Operators	104
Clayton O. P.	Sheep Director, Moree	80
Cleeve J. K.	Sheep Director, Windsor	81
Cleeve John Kingdon, junior.	Registrar of the District Court, Penrith	44
	Clerk of Petty Sessions, Penrith	50
	District Registrar of Births, Deaths, &c., Penrith	20
	Agent for the Sale of Crown Lands, Penrith	76
	Mining Registrar	86
Cleeve George Alfred	Sheep Inspector, Windsor	82
Cleland George	Junior Operator, Electric Telegraph Department	104
Cleland E.	Clerk, Treasury	58
Clemenger Ralph	Clerk of Petty Sessions, Braidwood	48
	Police Magistrate and Clerk of Petty Sessions, Araluen	48
	District Registrar of Births, Deaths, &c., Braidwood	19
	Registrar of the District Court, Braidwood	44
	Agent for the Sale of Crown Lands, Braidwood	76
Clements Ingham Suttor	Licensed Surveyor	74
Clements W. H.	Sheep Director, Canonbar	79
Clements Hanbury	Sheep Director, Forbes	79
Clinch John W.	Station-master, Electric Telegraph Department, Cowra	106
Clive Charles F.	Sheep Director, Merriwa	80
Coates James	Clerk, Audit Office	21
Cobbett Robert Newberry	Medical Officer, Albury	30
	Visiting Surgeon, Gaol Albury	30
Cobbin R.	District Registrar of Births, Deaths, &c., Glebe	19
Cobham Jonathan Blenman.	Assistant Lithographer, Survey Office	73
Cobley John	Junior Operator, Telegraph Station, Palmer's Island	108
	Junior Operator, Telegraph Station, Glen Innes	107
Cockran A.	Shipwright Surveyor, Macleay River	65
Codrington Robert William	Clerk, Registrar General's Office	18
Codrington John Frederick	Vaccinator, Orange	29
	Medical Officer, Orange	31
Codrington Alexander	Sheep Director, Glen Innes	79
Coghlan Timothy	Cadet, Department of Harbours and Rivers	95
Cohen Victor	Clerk, Treasury	58
	Sub-Lieutenant, Naval Brigade	38
Cohen Harris	Coroner, Brewarrina	46
Cohen Sydney	Ensign, No. 2 Company, 1st Regiment Volunteer Rifles	37
Cohen John George	Clerk, Colonial Secretary's Office	18
Cole Frederick Reynolds	Officer of Customs, Wollongong	61
Coleman Joseph	Telegraph Station-master, Bingera	106
Coles William	1st Clerk of Works, Colonial Architect's Department	94
Colles Arthur H.	Temporary Clerk, Department of Comptroller General of Prisons	24
Colley Edwin	Clerk of Works, Colonial Architect's Department	94
Colley David John Kirkwood.	Probationary Junior Clerk, Branch Royal Mint	16
Collier Lee	Assistant Clerk, Volunteer Corps	33
Collingwood Henry	Booking Clerk, Electric Telegraph Department	104
Collins John	Railway Station-master, Blacktown	92
Collins Alexander	Assistant Harbour Master, Newcastle	66
	Inspector, Local Marine Board, Newcastle	65
Collins Rev. Joseph	Roman Catholic Chaplain, Gaol, Parramatta	24
Colls John R.	Station-master, Electric Telegraph Branch, Yass	109
Combes Josiah Brunel	Licensed Surveyor	74
Commins George William	Licensed Surveyor	74
Compton John Augustus	Instructor of Musketry, Volunteer Corps	33
Conder William Jacomb	Licensed Surveyor	74
Conley James	Clerk, Department of Harbours, &c.	95
Connell Henry, junior	Officer of Customs, Kiama	61
	Police Magistrate and Clerk of Petty Sessions, Kiama	50
	Agent for the Sale of Crown Lands, Kiama	76
	District Registrar of Births, Deaths, &c., Kiama	20
	Registrar of the District Court, Kiama	44
	Coroner, Kiama	46
	Mining Registrar, Kiama	86
Connelly Nathaniel, junior	Sheep Director, Carcoar	79
Connery John	Clerk, Registrar General's Office	19
Conolly Thomas Willans	Licensed Surveyor	74
Conroy James M'Dowal	Licensed Surveyor	74
Cook Alfred	Chief Draftsman and Instructor of Cadets, Colonial Architect's Department.	94
Cooke William Vaughan May.	Commissioner of Crown Lands, Monaro District	77
Coombes John J.	Assistant Wharfinger, Newcastle, Railway Department	92
Cooper R. C.	Sheep Director, Goulburn	79
Cooper John	Lieutenant, No. 1 Company, 1st Regiment Volunteer Rifles	36
Cooper Sir Daniel	Representative Commissioner, Philadelphia Exhibition	40
Cooper Robert Innes	Licensed Surveyor	74
Cooper David John	1st Clerk, Council of Education Office	53

Names of Officers.	Office.	Page.
Cooper Charles	Station-master, Electric Telegraph Branch, Orange	108
Cooper Edward	Telegraph Operator, Wagga Wagga	109
Cooper Theophilus ...	Sheep Director, Maitland	80
Cooper William	Captain, No. 4 Battery, Volunteer Artillery	34
Cooper Joseph	Sheep Director, Merriwa	80
Cooper Leonard Smirnoff...	2nd Clerk, Legislative Council...	12
Coote David	Booking Clerk, Electric Telegraph Department	104
Cope Charles	Sub-Lieutenant, Naval Brigade	38
	Clerk, Lands Office	70
Cope John Joseph ...	Associate to Mr. Justice Faucett	42
Copeland Henry	Member of the Mining Board	86
Corbett Henry	Operator, Electric Telegraph Department	104
Corbett William	Junior Operator, Electric Telegraph Department, Exchange, afterwards Rocky Mouth.	105, 108
Corcoran Rev. Patrick T.	Roman Catholic Chaplain, Gaol, Maitland	25
Cordeaux W. J.	Sheep Director, Berrima	78
Cork James...	Ensign, Ulladulla Corps, Volunteer Rifles	37
Cork Robert	Sea Pilot	66
Corkhill Sydney Richard...	Clerk, Treasury	58
Cory Frank	Clerk, Legislative Assembly	13
Cosgrove John	Sheep Director, Cooma	79
Cotter S. J.	Mining Registrar	86
Court William	Construction Overseer of Electric Telegraphs	109, 110
Coutts Alexander... ...	Sea Pilot	66
Coutts Rev. James ...	Presbyterian Minister, Newcastle	114
Cowdery George	Surveyor, Railway Department	91
Cowley William	Licensed Surveyor	74
Cowley Jesse	Road Superintendent	94
Cowley Frank	Licensed Surveyor	74
Cowlishaw Thomas ...	Land Valuator, Railway Department	90
Cowper Sir Charles, K.C.M.G.	Agent General for the Colony	39
Cowper Charles, junior ...	Sheriff of the Colony	43
Cowper Very Rev. William Macquarie (M.A.)	Dean of Sydney, and Minister of the Church of England (St. Phillip's, Sydney).	112
Cox Benjamin	Telegraph Station-master, Tabulam	108
	Line-repairer, Electric Telegraph Station, Tamworth	109
Cox Richard W.	Sheep Director, Mudgee	80
Cox John	Sheep Director, Wagga Wagga	81
Cox James Charles (M.D., F.R.C.S.)	Principal Medical Officer, Volunteer Corps	34
	Trustee, Australian Museum	55
	Examiner in Medicine, University of Sydney	114
Cox E. K....	Member of Exhibitions Commission	40
	Sheep Director, Windsor	81
Cox Joseph	Telegraph Station-master, Kyamba	107
Cox Hon. George Henry...	Member of Exhibitions Commission	40
Cox Frederick W. ...	Railway Station-master, Murrurundi	92
Cozens Walter	Sheep Director, Pilliga	80
Cracknell Edward Charles	Superintendent of Electric Telegraphs	104
	Commissioner of Defence from Foreign Aggression	33
	Member of Public Works Tender Board	95
	Lieutenant, Naval Brigade	38
Craig John	Pilot, Shoalhaven	67
Craig James K.	Station-master, Electric Telegraph Branch, Glen Innes	107
Crakanthorp Richard H ...	Clerk, General Post Office	100
Crane William	Clerk of Petty Sessions, Water Police Office, afterwards Central Police Office.	48, 47
Crane William, junior ...	Accountant, Department of Prisons	24
Cranna James	Lieutenant, No. 8 Company, Volunteer Rifles	37
Cravin Jean Pierre ...	French Master, Sydney Grammar School	115
Crawford Alexander ...	Railway Inspector and Station-master	91
	Railway Station-master, Goulburn	92
Creagh Jasper Albert ...	Clerk of Petty Sessions, Wingham, Manning River	52
	District Registrar of Births, Deaths, &c., Manning River	20
	Registrar of the District Court, Wingham	45
Creagh Jasper Albert ...	Clerk of Petty Sessions, Wingham	52
	Registrar of the District Court, Molong	45
	Crown Lands Agent, Wingham	76
Creaghe Richard Fitzroy...	Sub-Inspector of Police...	23
Creed William	Licensed Surveyor	74
Creer Joseph	Sea Pilot	66
Crew Arthur Benjamin ...	Extra Clerk, Occupation of Lands Office	77
Cridge John T.	Junior Operator, Telegraph Station, Newcastle	108
Croaker T. L. P.	Sheep Inspector, Bathurst	81
Croft Albion C.	Telegraph Operator	104
Croft Herbert	Clerk, Survey Office	73
	Crown Lands Agent, Corowa	76
Croft Thomas G.	Junior Operator, Legislative Assembly (Electric Telegraph Department.)	105
Croft Faithful William. } Croft James P.... ... }	Clerks, Lands Department	70
Crommelin Thomas Lake...	Commissioner of Crown Lands, Murrumbidgee District	77
Crommelin James Charles W.	District Registrar of Births, Deaths, &c., Albury	19
	Mining Registrar, &c.	85
Cronin Edward G. ...	Cadet, Roads Department	94
Cronin James Daniel ...	Paymaster, Treasury	58
Crook Frederick Ernest ...	Clerk, Department of Justice, &c.	42
Crook Samuel	Railway Station-master, Fairfield, afterwards Mount Victoria ...	91, 92
Croskey Henry Clive ...	Clerk, Office of Agent General for the Colony	39

Names of Officers.	Office.	Page.
Cross Herbert	Member of Local Marine Board, Newcastle	65
Cross Herbert Robert ...	Lieutenant, Naval Brigade	38
Cross Joseph	Junior Operator, Electric Telegraph Station, Liverpool	107
Crothers Thomas	Railway Station-master, Wollombi Road	92
Crouch Charles T. ...	Clerk, General Post Office	100
Crouch Stanton C. ...	Junior Operator, Electric Telegraph Branch, Balmain	105
Crouch Henry Augustus...	1st Class Surveyor	71
Crozier William	Sheep Director, Wentworth	81
Cruden William	Overseer—Construction of Electric Telegraphs	110
Cruickshank William ...	Assistant Engineer Surveyor, &c., &c., Marine Board	65
Crummer Henry Samuel Walker.	Draftsman, Occupation of Lands Department	77
Cudmore D. H.	Sheep Director, Wentworth	81
Culnane John W. ...	Telegraph Station-master, Bundarra, afterwards Bendemeer ...	106
Cullen C.	Collector, Geological Survey Office	84
Cummins John R. ...	Station-master, Electric Telegraph Branch, Port Macquarie ...	108
Cunningham E.	Bailiff, Wardens' Court, Inverell	87
Cunningham John ...	9th Landing-waiter, Customs, Sydney	60
Cunningham William G ...	Clerk, General Post Office	101
Cunningham William ...	Line-repairer, Electric Telegraph Branch, Wentworth	109
Cunningham Revd. J. ...	Lecturer in History, St. John's College	115
Cunningham Samuel J. ...	Junior Operator, Telegraph Station, Young	109
Cunningham Andrew ...	Sheep Director, Queanbeyan	80
Cunynghame C. W. ...	Mining Registrar, Oberon	86
Curnow Rev. W.	Wesleyan Minister, Goulburn	114
Curran Robert John	14th Clerk, Customs, Sydney	59
Curry Henry	Operator, Electric Telegraph Department	104
Curry James	Operator, Electric Telegraph Department	104
Curry Harris	Clerk, Lands Department	70
Curtis Edwin	Lieutenant, Bathurst Corps, Volunteer Rifles	36
Curtis Peter Campbell ...	Chief Clerk, Equity Office	42
Cutting Arthur Thomas Pigott (M.D.)	Vaccinator, Mudgee	29
	Visiting Surgeon, Gaol, Mudgee	30
	Government Medical Officer, Mudgee	31
Cuttriss Charles B. ...	Clerk, General Post Office; afterwards Official Postmaster, Goulburn...	100, 102

D

D'Arcy Michael	8th Clerk, Customs, Sydney	59
D'Arcy Rev. David John...	Minister of the Roman Catholic Church, Shoalhaven	113
D'Arrietta Walter ...	Overseer (Day), Government Printing Office...	62
	Lieutenant, No. 5 Company, Volunteer Rifles	36
Dagwell Joseph H. ...	Pilot, Newcastle	66
	Gunnery Instructor, Naval Brigade, Newcastle	38
Dale Clement Headington.	Licensed Surveyor	74
Dale Charles E.	Assistant Official Postmaster, Bathurst	103
Dale William	Sheep Director, Bathurst	78
Dalgairns William Guille	Vaccinator, Gosford	29
Dalgarno John V. ...	Telegraph Instructor, Chief Office, Sydney	104
Dalgarno James	Chief Clerk, General Post Office	100
Dalglish James Campsie...	District Surveyor	71
Dalley William Bede ...	Attorney General	10
	Trustee, Free Public Library	55
	Official Trustee, Australian Museum	55
Dalton James	Lieutenant, Orange Corps, Volunteer Rifles	37
Dalton Frederick	Police Magistrate, Forbes	49
	Warden, Department of Mines	85
Daly Eliza B.	Official Postmistress, East Maitland	103
Dangar Thomas G. G. ...	Sheep Director, Pilliga	80
Daniel Arthur	Clerk, Occupation of Lands Office	77
Daniell John	Visiting Surgeon, Gaol, Cooma...	30
Dansey George Frederick..	Principal Medical Officer, Volunteer Rifles	34
	Member of Sewage and Health Board	39
	Vaccinator, Sydney	28
Darby Frederick William	Licensed Surveyor	74
Darby Sydney	Sheep Director, Armidale	78
Darchy Thomas	Sheep Director, Hay	79
Dargin Angelina	Perforator, Electric Telegraph Department	105
Dargin Matthew S. ...	Junior Operator, Electric Telegraph Branch, Ashfield	105
Darley Cecil W.	Assistant Engineer, Hunter River (Department of Harbours and Rivers.)	95
Dart John...	Captain, Mudgee Public School Cadet Corps, Volunteer Rifles ...	36
Davey John Joseph ...	Captain, No. 4 Company, Volunteer Rifles	35
Davidson George... ...	Captain, Mudgee Corps, Volunteer Rifles	36
Davidson Lewis Gordon...	Vaccinator, Goulburn	29
Davidson Francis Burnand	2nd Clerk, Water Police Office...	48
Davidson John	Clerk, Surveyor General's Office	73
Davidson James Henry ...	Sheep Director, Deniliquin	79
Davidson Walker Rannie, junior.	Licensed Surveyor	74
Davies Frederick G. ...	Clerk, General Post Office	100
Davies Albert	Telegraph Station-master, Moama	107
	District Registrar of Births, Deaths, &c., Moama	20
Davies Mary J.	Perforator, Electric Telegraph Department	105
Davies Arthur Edward ...	3rd Class Draftsman, Survey Office	72
Davies Wyndham J. ...	Clerk, General Post Office	100
Davies George	Railway Station-master, Liverpool	91

Names of Officers.	Office.	Page.
Davis John	Clerk of Petty Sessions, Bega	48
	Agent for the Sale of Crown Lands, Bega	76
	Registrar of the District Court, Bega	44
	District Registrar of Births, Deaths, &c., Bega	19
Davis Thomas Philip ...	Field Cadet, Roads Department	94
Davis Harold Mapletoft ...	Licensed Surveyor	74
Davis William Lovell ...	Ensign, No. 4 Company, Volunteer Rifles	37
Davis William Whitten ...	Sheep Inspector, Forbes	81
Davis William	Sheep Director, Queanbeyan	80
Davoren J.	Bailiff, Wardens' Court	87
Dawes William Lachlan ...	Examiner and Compiler of Vital Statistics, Registrar General's Office	18
Dawson Robert	Police Magistrate, Cooma	49
	Visiting Justice, Gaol, Cooma	27
Dawson Robert Barrington	Commissioner of Crown Lands, New England, &c.	77
Dawson Henry	Coroner, Cooma	46
Day Alfred Sydney ...	Clerk, Occupation of Lands Department	77
Day Asher Australia ...	Cashier, afterwards Superintendent of Mail Branch, General Post Office.	100
Day George John ...	3rd Class Draftsman, Survey Office	72
Day Henry	Junior Telegraph Operator	104
Day Henry, junr.	Sheep Director, Pilliga	80
Day Henry	Surgeon, Hawkesbury Corps, Volunteer Rifles	37
Day William Frederick ...	Supernumerary Draftsman, Survey Office	72
De Boos Henry	Clerk, Roads Department	93
	Clerk, Audit Office	21
De Boos Charles	Warden, Department of Mines	85
De Gruchy Philip J. ...	Telegraph Operator, Sydney	104
De Lepervanche Charles Meziere.	Vaccinator and Government Medical Officer, Wee Waa	29, 31
De Milhau Gabriel ...	Postal Inspector	102
De Robeck George Henry..	Private Secretary to His Excellency the Governor	10
De Salis L. W.	Sheep Director, Queanbeyan	80
Dean Edward	Clerk, Electric Telegraph Department	104
Deane Henry	Captain, No. 6 Battery, Volunteer Artillery	35
Deane Edgar Reginald ...	Licensed Surveyor	74
Dee Thomas W. H. ...	Official Postmaster, Parramatta-street, Sydney	102
Dee Charlotte	Junior Operator, Electric Telegraph Branch, Parramatta-street ...	105
Deering John Williams ...	Surveyor, 1st Class	71
Deffell George Hibbert ...	Chief Commissioner of Insolvent Estates	43
Delaney John	Junior Operator, Telegraph Station, Richmond	108
Delohery Cornelius ...	Clerk of Petty Sessions, Maitland	50
	Crown Lands Agent, Maitland	76
Deloitte George M. ...	Lieutenant, Naval Brigade	38
Deloitte Quarton Levitt ...	Lieutenant, Naval Brigade	38
Delow Robert H.	Temporary Clerk, Brands Office	82
Dennis C. H. M.	Matron, Government Asylum for the Infirm and Destitute, Parramatta.	33
Dennis James	Master, Government Asylum for the Infirm and Destitute, Parramatta.	33
Dennis James Tracton ...	Clerk, Audit Office	21
Dennis George J.	Operator, Telegraph Station, Merimbula	107
Dennis Samuel M. M. ...	Clerk, General Post Office	100
Denshire Walter G. ...	Assistant Postmaster, Newcastle	103
Dent William F.	Assistant District Registrar of Births, Deaths, &c., Lambton ...	20
Dettman Agnes	Stewardess and Housekeeper, Legislative Council and Assembly ...	13
Devlin J. N.	Temporary Clerk, Lands Department	71
Dewhurst Arthur	District Surveyor	71
Dibbs Walter R.	Cadet, Naval Brigade	38
Dick James Adam ...	Captain, Hawkesbury Corps, Volunteer Rifles	36
Dick Andrew Miller ...	Clerk, Stores Department	62
Dick John	Gaoler, Mudgee	26
Dick Maria	Matron, Gaol, Mudgee	26
Dickson Stephen	Captain, No. 8 Company, Volunteer Rifles	36
Dickson William	Sheep Director, Brewarrina	78
Dight J.	Sheep Director, Warialda	81
Dignam William John Joseph.	Captain, Goulburn Corps, Volunteer Rifles	36
Dillon Hubert	Clerk, Treasury	58
Dircks J. F.	Storekeeper to Exhibitions Commission	40
Dircks Alexander	Junior Operator, Electric Telegraph Department	104
Dixon Rev. Edmund ...	Church of England Chaplain, Berrima Gaol	25
Doak Andrew James ...	Chief Clerk, Money Order Office	103
	Cashier, Government Savings' Bank	110
Docker Arthur Robert ...	Clerk, Money Order Office	103
	Teller, Government Savings' Bank	110
Docker Ernest Brougham	Acting Crown Prosecutor, South-western District and Northern District.	56
Docker Joseph	Chairman of Committees of the Legislative Council	12
	Minister of Justice and Public Instruction	42
Dodd James Oliver ...	Coroner, Carcoar	46
Dodds William	Cadet, Naval Brigade	38
Doherty John	Cadet, Colonial Architect's Office	95
Donaldson Lester S. ...	Clerk of Petty Sessions, Gulgong	49
	Assistant District Registrar of Births, Deaths, &c., Gulgong ...	20
Donaldson Patrick Riddle	Surveyor, 1st Class	71
Donaldson Robert ...	Road Superintendent	94
Donelan Anthony C. ...	14th Locker, Customs, Sydney	60
Donkin John Bloyd ...	Licensed Surveyor	74
Donkin Rev. Thos., B.D. ...	Minister of the Church of England, Prospect, Parramatta	112

Names of Officers.	Office.	Page.
Donnelly Stephen A. ...	Road Superintendent	94
Donovan Joseph D. ...	Clerk, Lands Office	70
Dooner Patrick	Road Superintendent	94
Doran Patrick	Junior Operator, Telegraph Station, Muswellbrook	108
Doran John	Engineer Mechanic, Fitzroy Dry Dock...	95
Douglas Elizabeth A. ...	Perforator, Electric Telegraph Department	105
Douglass Henry	Sheep Director, Narandera	80
Doutty John	Junior Operator, Electric Telegraph Department	104
Dow G. C....	Sheep Director, Hay	79
Dowdell John	Second Engineer, Pilot Steamer, "Thetis"	66
Dowe George Loder ...	Licensed Surveyor	74
Dowe Joshua	Sheep Director, Tamworth	80
Dowe Thomas	Sheep Inspector, Tamworth	82
Dowe William Darley ...	Sheep Inspector, Tamworth	82
Dowling James Sheen ...	District Court Judge, Metropolitan and Coast District	44
	Chairman of Quarter Sessions, Metropolitan and Coast District ...	56
Dowling Edward	Reviser, Government Printing Office	63
Downing Richard Henry	Draftsman, Department of Harbours, &c.	95
Dowson Rev. J. W. ...	Minister of the Wesleyan Methodist Church, Penrith	114
Doyle Edward Wentworth	Clerk, Colonial Secretary's Office	18
	Clerk, Department of Comptroller General of Prisons	24
Doyle James H.	Sheep Director, Brewarrina	78
Doyle A. J.	Sheep Director, Narrabri	80
Doyle Peter	Road Superintendent	94
Doyle Arthur J.	Field Cadet, Roads Department	94
Doyle Michael	Mining Registrar	85
Doyle C. E.	Sheep Director, Moree	80
Doyle James R.	Sheep Director, Walgett	81
Doyle C. W.	Sheep Director, Walgett	81
Drake John Henry Marshall	Cadet, Council of Education Office	53
Drewett John William ...	Chief Draftsman, Railway Department (Engineer's Branch) ...	90
Driver Richard	Chairman of Committees, Legislative Assembly	13
Druitt Rev. Thomas ...	Minister of the Church of England, Cooma	113
	Church of England Chaplain, Gaol, Cooma	27
Drummond William ...	Licensed Surveyor	74
Drummond Peter... ...	Draftsman, Mining Department	84
Drury John	Electric Telegraph Construction Overseer	110
Duberly John Charles ...	11th Landing-waiter, Customs, Sydney	60
Ducat John	Sheep Inspector, Port Macquarie	82
Ducker John	District Registrar of Births, Deaths, &c., Richmond...	20
Dudding William... ...	Clerk of Petty Sessions, Patrick's Plains (Singleton)	50
	Agent for the Sale of Crown Lands, Singleton	76
	Registrar of the District Court, Singleton	44
Du Faur Eccleston ...	Chief Draftsman, Occupation of Lands Department	77
Du Moulin Edward Joseph Brooks.	Probationary Junior Clerk, Branch Royal Mint	16
Duff James Boscawen ...	Deputy Registrar of Deeds	19
Duff John	Clerk, Registrar General's Office	18, 19
Duff John	Overseer, Botanic Gardens	78
Duffy James Joseph ...	Road Superintendent	94
Duffy James	Inspector of Way and Works, Great Northern Railway	91
Duffy James Charles ...	Licensed Surveyor	74
Dumaresq W. A.	Sheep Director, Glen Innes	79
Duncan John M.	Clerk, Customs, Murray River	61
Duncan William Augustine	Collector of Customs, Sydney	59
	Trustee, Free Public Libuary	55
	Member of the Council of Education	53
	Official Trustee, Australian Museum	55
Dunlop William	Sheep Director, Goulburn	79
Dunne Patrick	Telegraph Operator, Wentworth	109
Dunne Rev. Patrick ...	Roman Catholic Chaplain, Gaol, Goulburn	25
Durkan Patrick	Clerk, General Post Office	101
Dwyer Patrick	Railway Station-master, Campbelltown	91
Dwyer William	Inspector of Schools, Newcastle District	54
Dwyer John	Line Repairer, Electric Telegraph Branch, Goulburn	107
Dwyer Timothy	Inspector of Schools, Grafton District...	54
Dymock David Lindsay ...	Captain, Jamberoo Corps, Volunteer Rifles	36
E		
Eadon Samuel Bailey ...	Vaccinator, Rocky Mouth	29
Eagar Frank Alexander ...	9th Clerk, Customs Department	59
Eagar Geoffrey	Under Secretary for Finance and Trade	58
	Commissioner of Stamp Duties	59
	Auditor, University of Sydney	114
Eames John	Electric Telegraph Station-master, Inverell	107
Eames Robert Lawton ...	2nd Tide Surveyor, Customs, Sydney	60
Eames George Cook ...	Chief Clerk, Roads Department	93
Earngey George	Road Superintendent	94
Easton George R. ...	Pilot, Richmond River	66
Eaton Frederick J. ...	Sub-Collector of Customs, Richmond River	61
Eaton John James ...	Inspector of Public Revenue Collectors' Accounts	58
Eaton John	Vaccinator, Oberon	29
Eccles J.	Lithographic Printer, Surveyor General's Office	73
Eccles E.	Construction Overseer of Electric Telegraphs	110
Eddy James	Member of the Mining Board	86
Edger Richard	Sheep Director, Booligal	78
Edson Frederick Morten...	3rd Clerk, Sheriff's Office	43

Names of Officers.	Office.	Page.
Edward Robert	Clerk, General Post Office	100
Edwards Alfred G. ...	Draftsman, Colonial Architect's Department...	94
Edwards James Richard...	Clerk of Petty Sessions, Young...	52
	District Registrar of Births, Deaths, &c., Young	20
	Wardens' Clerk, Mining Department	85
	Registrar of the District Court, Young	45
	Agent for the Sale of Crown Lands, Young	77
	Mining Registrar, Young	86
Edwards Wilbraham ...	Licensed Surveyor	74
Edwards John	Clerk, Lands Department	70
Edwards J. A.	Temporary Clerk, Lands Department...	71
Edwards William Conway.	Clerk, Lands Department	70
Edwards Frederick William.	Police Magistrate and Clerk of Petty Sessions, Coonabarabran ...	49
	District Registrar of Births, Deaths, &c., Coonabarabran	19
	Agent for the Sale of Crown Lands, Coonamble	76
Edwards Henry D. ...	Junior Operator, Electric Telegraph Station, Ten-mile Creek ...	109
Edwards C.	Sheep Director, Casino	79
Edwards Henry T. ...	Sheep Director, Eden	79
Edwards William Leonard	3rd Clerk, Legislative Council	12
Egan Myles	Superintendent of Vaccine Institution, Sydney	28
	Police Surgeon	30
Egan John	Sheep Direcor, Canonba...	79
Elder John	Electric Telegraph Construction Overseer	109
Elder Rev. John	Minister of the Church of England, Windsor	112
Eldershaw Florence ...	Perforator, Electric Telegraph Department	105
Eldershaw Percy	Junior Operator, Telegraph Branch, East Maitland; afterwards Station-master, Taree	107, 109
Elliott Arnold	Licensed Surveyor	74
Elliott Henry Sherman ...	Police Magistrate, Gosford; afterwards Casino	49, 51
	Coroner, Gosford	46
	Warden, Department of Mines	85
Elliott George C.... ...	Sub-Lieutenant, Naval Brigade	38
Ellis John Wolston ...	1st Class Draftsman, Surveyor General's Office	72
Ellis Henry Wilfred ...	Acting District Court Judge and Chairman of Quarter Sessions, Northern District.	45, 56
Ellwood John Charles ...	Reader, Government Printing Office	63
Elouis Charles	Deputy Master of the Branch Royal Mint	16
Elwin Theodore	2nd Class Draftsman, Surveyor General's Office	72
Elyard Frederick Charles William.	Clerk, Registrar General's Office (Land Titles Branch)	18
Elyard William	Railway Station-master, Seven Hills	92
Emanuel Louis	Assistant Postmaster, Newcastle	103
Emblin John W.	Official Postmaster, Armidale	102
Ennis John Robert ...	Chief Clerk, Sheriff's Office...	43
Evans Henry Vansittart...	Surveyor, 1st Class	71
Evans William Tucker ...	Clerk of Petty Sessions, Orange	50
	Agent for the Sale of Crown Lands, Orange	76
	District Registrar of Births, Deaths, &c., Orange	20
	Mining Registrar	86
	Registrar of the District Court, Orange	45
Evans George Trotter.....	Railway Station-master, Sydney	91
Evans William	Sheep Director, Pilliga	80
Evans Thomas	Clerk, Surveyor General's Office	73
Evans Thomas	District Surveyor	71
Evans Henry	Clerk, General Post Office	100
Evans James	Licensed Surveyor	74
Evans Owen Spencer ...	Surgeon, Naval Brigade...	38
	Visiting Surgeon, Colonial Military Stores and Gunpowder Magazines	64
	Vaccinator, Balmain	28
	Visiting Surgeon, Nautical School Ship "Vernon"	30
	Visiting Surgeon, Industrial and Reformatory Schools, Biloela ...	30
	Member of the Medical Board...	28
Evans James T.	Temporary Clerk, Lands Department	71
Evans L. H. L.	Clerk, Lands Department	70
Evans John Richard ...	Assistant Clerk, Stores Department	62
Evans Alfred Essex ...	Clerk, Record Branch, Treasury	59
Evelyn Samuel Charles James.	Clerk, Registrar General's Office (Statistical Branch)	18
Ewing Rev. Thomas C. ...	Minister of the Church of England, Wollongong	112
Ewing Robert R.... ...	Railway Station-master, Goulburn	92
Ewing Archibald.....	Carpenter, Hospital for the Insane, Gladesville	31
Ewington William Frederick.	Vaccinator, Gulgong	29
F		
Fache Charles John.....	English Master, Sydney Grammar School	115
Faed William	Sheep Director, Urana	81
Fahey Francis	Captain, No. 1 Battery, Volunteer Artillery	34
Fairbairn Margaret ...	1st Teacher, Protestant Orphan School, Parramatta...	54
Fairclough Hugh... ...	Warden, Marine Board...	65
Fairfax Andrew	Cashier, Council of Education Office	53
Fairfax James Reading ...	Member of Exhibitions Commission	40
Fairweather P.	Engineer Surveyor, Port Macquarie and Manning River	65
Faithfull George Ernest...	Licensed Surveyor	74
Falconer M'Vey Napier ...	Railway Station-master, Newtown	91
Falconer James	Telegraph Station-master, Uralla	109

Names of Officers.	Office.	Page.
Falder Robert	Vaccinator, Tumut and Adelong	29
Falkiner Frederick ...	Medical Officer, Adelong and Tumut	30, 31
	Telegraph Station-master, Bendemeer	106
Fallick Charles Major ...	Clerk and Schoolmaster, Gaol, Goulburn	25
Fancourt Thomas ...	Warehousekeeper, Customs, Sydney	60
Faris Thomas Tayton ...	Assistant Officer of Customs, Corowa	61
Farnell James Squire ...	Secretary for Lands	70
Farquhar David	District Registrar of Births, Deaths, &c., Clarence Town	19
Farquhar George	Railway Station-master, Sutton Forest	92
Farr Edward J. R. ...	Wardens' Clerk, Western Gold Fields Office	85
	Clerk, Department of Mines	84
	Mining Registrar	86
Farrell William Thomas...	Captain, No. 3 Company, Volunteer Rifles	35
Farrelly Michael	Clerk to Emigration Officer	64
Farrer William James ...	Licensed Surveyor	74
Faucett Peter	Puisne Judge	42
	Examiner in Law, University of Sydney	114
Fay Michael	15th Locker, Customs, Sydney...	60
Felton George	Shipwright Surveyor, Clarence River	65
Fenwick C. D.	Sheep Director, Armidale	78
Ferris George T.	Railway Station-master, West Maitland	92
Ferris John J. R. ...	Electric Telegraph Operator, Sydney	104
Ferris Thomas	Acting Sub-Inspector of Police	23
Ferris Thomas	Acting Sub-Inspector, Water Police, Sydney...	48
Ffrench John Henry Ogilvie Gore Power.	1st Clerk, Pay Branch, Treasury	58
Field Thomas	Lieutenant, Paddington and Surry Hills Company, Volunteer Rifles	36
Fielder Francis South ...	Registrar of the District Court, Bathurst	45
	4th Clerk, Water Police Office...	48
Fielding Edward	Railway Station-master, Riverstone ; afterwards Fairfield	92, 91
Finch Charles Edward ...	1st Class Draftsman, Surveyor General's Office	72
	Ensign, No. 1 Company, Volunteer Rifles	37
Finch Thomas Ingle ...	Clerk of Petty Sessions, Molong	50
	Crown Lands Agent, Molong	76
	Registrar of the District Court, Molong	45
Findlay Michett Raoul ...	Licensed Surveyor	74
Findlay W. S.	Sheep Director, Menindie	80
Finegan John Patrick ...	Clerk, Railway Office	90
Finley Francis George ...	1st Class Surveyor	71
Finney Richard	Junior Operator, Telegraph Station, Newcastle	108
Firth Thomas Rhodes ...	Resident Engineer, Railway Department	90
Firth James Robertson ...	Assistant Superintendent, Lunatic Asylum, Parramatta	32
Fisher Arthur Money ...	Police Magistrate and Clerk of Petty Sessions, Bellinger River ...	48
	Coroner, Bellinger and Nambucca	46
	Assistant District Registrar of Births, Deaths, &c., Boat Harbor ...	19
Fisher Hamilton	Licensed Surveyor	74
Fisher James Churchill ...	Lieutenant, No. 7 Company, Volunteer Rifles	37
Fisher Edward	District Surveyor	71
Fitzgerald Charles M. ...	Schoolmaster, Gaol, Sydney	24
Fitzgerald Elizabeth ...	Matron, Gaol, Yass	26
Fitzgerald James... ...	Gaoler, Yass	26
Fitzgerald Michael ...	Surveyor, Railway Department	91
Fitzgerald Robert David...	Deputy Surveyor General	71
	Chief Mining Surveyor...	84
Fitzgerald William J. ...	Surveyor, Railway Department	91
Fitzhardinge Grantley Hyde.	Acting Crown Prosecutor, Southern District	56
Fitzpatrick Cecilia ...	Sub-matron, Roman Catholic Orphan School, Parramatta	54
Fitzpatrick Henry Augustine.	Clerk, Lands Department	70
Fitzpatrick Rev. Bernard	Roman Catholic Chaplain, Gaol, Parramatta	24
Fitzsimons Richard Higginson.	Agent for the Sale of Crown Lands, Warialda	76
	Clerk of Petty Sessions, Warialda	51
	District Registrar of Births, Deaths, &c., Warialda	20
Flanagan Rev. Michael ...	Minister of the Roman Catholic Church, Kiama	113
Flanagan James	Chief Clerk and Deputy Shipping Master, Sydney	64
Flannagan William T. ...	Sheep Director, Braidwood	78
Flannery Edmund Hayes	Inspector of Schools, Albury District...	54
Flannigan J.	Mining Registrar, Barraba	85
Fletcher John	Captain, Newington College Cadet Corps, Volunteer Rifles... ...	36
Fletcher James	Sheep Director, Narrabri	80
Fligg Henry	Assistant Storekeeper, Railway Department	93
Flood Edward	Sheep Director, Sydney...	80
	Member of Exhibitions Commission, and also Representative Commissioner, Philadelphia Exhibition.	40
Flood Edward, junr. ...	Sheep Director, Dubbo	79
Flynn Patrick Henry ...	Accountant, Roads Department	93
Foley Patrick J.	Clerk, General Post Office	101
Foley Timothy	District Registrar of Births, Deaths, &c., Muswellbrook	20
	Registrar of the District Court, Muswellbrook	45
	Clerk of Petty Sessions, Muswellbrook	50
	Agent for the Sale of Crown Lands, Muswellbrook	76
Foley Joseph T.	Telegraph Station-master, Gunning	107
Folkard Thomas	Chief Attendant, Hospital for the Insane, Gladesville	31
Folkes Henry William ...	Licensed Surveyor	74
Foott Thomas Wade ...	Sheep Inspector, Bourke	81
Forbes R. W. (Dr.) ...	Representative Commissioner, Philadelphia Exhibition	40
Forbes Alice	Matron, Gaol, Bathurst	25
Forbes Alexander... ...	Gaoler, Bathurst	25

Names of Officers.	Office.	Page.
Forbes Alexander Leith ...	Assistant Examiner, Council of Education	53
Forbes David Grant ...	District Court Judge and Chairman of Quarter Sessions, South-Western District.	45, 56
	Crown Prosecutor, South-western District	56
Ford Peter	Lithographic Printer, Survey Office	73
Forde William	Clerk, Public Works Office	90
Forster William A. ...	Construction Overseer of Electric Telegraphs	110
Forster Brookes	Construction Overseer of Electric Telegraphs	110
Forster Henry William ...	5th Clerk to Crown Solicitor	56
Forster William	Colonial Treasurer	10
	Official Trustee, Australian Museum	55
Forsyth Francis William Grant.	Clerk, Gaol, Sydney	24
Forsythe James	Clerk, Colonial Architect's Department	95
Fosbery Edmund... ...	Inspector General of Police	23
Foskett William	Stamper, Stamp Duties Office	59
Foster William B.	Clerk, General Post Office	100
Foster W. J.	Mining Registrar	86
Foster William John ...	Crown Prosecutor, Sydney	56
Fowler Frederick... ...	Superintendent, Lunatic Receiving House, Darlinghurst	32
Fowler Frederick J. ...	Station-master, Electric Telegraph Branch, Cooiah, afterwards Coonabarabran.	106
Fowler Eliza Anne ...	Matron, Lunatic Receiving House, Darlinghurst	32
Fowler William	Sheep Director, Picton	80
Fowles Joseph	Drawing-master, Sydney Grammar School	115
Fox Henry T.	Warden, Marine Board...	65
Fox A.	Mining Registrar, Nerrimungah	86
Francis Alfred	Surveyor, Railway Department	91
Francis Henry Ralph ...	District Court Judge and Chairman of Quarter Sessions, South-western District.	45, 56
Francis Charles Henry ...	Assistant Master, Sydney Grammar School	115
Franklyn Frederick A. ...	Road Superintendent	94
Fraser Alexander... ...	10th Landing-waiter, Customs, Sydney	60
Fraser Donald	Lieutenant, No. 2 Company, Highlanders	36
Fraser John	Captain, Sanchie House School Cadet Corps, Volunteer Rifles ...	36
Fraser Alexander... ...	Lieutenant, No. 1 Company Highlanders	36
Fraser Archibald Colquhoun.	Clerk of the Peace for the Colony	56
Fraser J. P.	Engineer Surveyor, Newcastle	65
Fraser William	4th Clerk, Central Police Office, Sydney	47
Fraser Patrick L.... ...	Engineer Surveyor, Clarence River	65
Fraser John Thomas ...	Engineer and Master, Steam Dredge, "Newcastle"	98
Fraser William Wilberforce.	Coroner, Inverell	46
	Police Magistrate, Inverell	50
Fratscher Edward ...	Sheep Director, Forbes	79
Frazer Augustus R. ...	Sheep Director, Glen Innes	79
Frazer D. M.	Sheep Director, Narrabri	80
Frean Richard	Vaccinator and Government Medical Officer, Oxley...	29, 31
Freeburn Francis... ...	Pilot, Clarence River	66
Freeman Stephen... ...	Clerk of Petty Sessions, Forbes	49
	District Registrar of Births, Deaths, &c., Forbes	19
	Crown Lands Agent, Forbes	76
	Registrar of the District Court, Forbes	45
Freeman Ambrose ...	Clerk, Audit Office	21
Freeman Frederick C. ...	Booking Clerk, Electric Telegraph Department, Sydney	104
Freeman William ...	2nd Class Draftsman, Surveyor General's Office	72
French Arthur Forster ...	Deputy Master's Clerk, &c., Branch Royal Mint	16
Frewin Jeremiah... ...	Gaoler, Braidwood	26
Frewin Margaret... ...	Matron, Gaol, Braidwood	26
Frith Thomas Benedict ...	1st Lieutenant, Volunteer Artillery	35
Fry Charles	Junior Operator, Electric Telegraph Department, Glen Innes, afterwards Station-master, Coonamble.	107, 106
Fullerton George... ...	Police Magistrate, Warialda	51
	Inspector of Public Charities	32
	Coroner, Warialda	47
Fullerton Rev. James ...	Presbyterian Minister, Pitt-street, Sydney	114
Fulton Henry M. ...	Coroner, O'Connell Plains	47
Furber Augustus Frederick	Foreman of Bookbinding Branch, Government Printing Office ...	62
Furley James	Junior Operator, Electric Telegraph Branch, Exchange	105
Furnifull Robert... ...	Coroner, Walcha	47
Futter John Sedley ...	Commissioner of Crown Lands, Lachlan District	77
Fyffe Benjamin	Vaccinator, Redfern	28
G		
Gabriel C. L.	Vaccinator, West Kempsey	29
Gaden R. G. B.	Sheep Director, Dubbo	79
Gainsford Thomas ...	Clerk, Treasury	58
Gale Henry	Clerk, General Post Office	100
	District Registrar of Births, Deaths, &c., Paddington	19
Gall Albert Richard ...	3rd Class Draftsman, Survey Office	72
Gallagher John	Operator, Electric Telegraph Branch, Bathurst	106
Galway P. J.	Mining Registrar, &c.	86
Gambell William... ...	Light-keeper, Ulladulla...	66
Garard Mary A. J. ...	Junior Operator, Telegraph Station, Macleay River Heads... ...	107
Gardiner John	Examiner, Council of Education	53
Gardner Archibald ...	Assistant Clerk and Storekeeper, Branch Royal Mint, Sydney ...	16
Garland Edward Adam ...	4th Clerk, Legislative Council	12

Names of Officers.	Office.	Page.
Garland Broughton Clayton.	Licensed Surveyor	74
Garland James	Superintendent of Police	23
Garran Andrew	Member of Exhibitions Commission	40
Garrard John Burrows	Pilot, Macleay River	66
Garrett John	Police Magistrate, Scone	51
	Warden, Mining Department	85
Garrett Thomas	Secretary for Lands	70
Garrett Thomas W.	Clerk, Lands Department	70
Garvan Denis A.	Railway Station-master, High-street	92
Garvin Henry	Sub-Inspector of Police	23
Garvin Thomas	Acting Sub-Inspector of Police	23
Gates Joseph	Gaoler, Port Macquarie	26
Gates Mary	Matron, Gaol, Port Macquarie	26
Gentle Peter Hume	Vaccinator, Braidwood, afterwards Goulburn	28, 29
	Medical Officer, Braidwood, afterwards Goulburn	30
	Visiting Surgeon, Gaol, Braidwood, afterwards Goulburn	30
George Robert	Ensign, No. 7 Company, Volunteer Rifles	37
Gerard Francis	Draftsman, Occupation of Lands Department	77
Gerard Edward Maber Spark.	2nd Class Draftsman, Survey Office	72
Getty William	Vaccinator, Carcoar	28
	Medical Officer, Carcoar	30
Gibbons John	Clerk, General Post Office	101
Gibson Henry	Telegraph Station-master, Jervis Bay	107
Gibson Henry	Superintendent, Light-house, Cape St. George	66
Gibson Andrew	Sheep Director, Goulburn	79
Gibson William Frederick	Senior Clerk and Coiner, Branch Royal Mint, Sydney	16
Gibson John Manifold	Accountant, Council of Education Office	53
Gilbert A. N.	Sheep Director, Hay	79
Gilchrist Alexander	Ensign, St. Leonards Company, Volunteer Rifles	37
Gilchrist Drummond	Clerk, Audit Office	21
Gilchrist Thomas	Foreman of Refinery, Branch Royal Mint, Sydney	16
Giles James	Clerk of Petty Sessions, Bombala	48
	Registrar of the District Court, Bombala	44
	Crown Lands Agent, Bombala	76
	District Registrar of Births, Deaths, &c., Bombala	19
	Mining Registrar	85
Gilfillan H.	Cadet, Naval Brigade	38
Gill John	Sheep Director, Tamworth	80
	Sheep Director, Armidale	78
Gill John George	Captain, Camden College Cadet Corps, Volunteer Rifles	36
Gillam Henry Wheeler	Clerk, Registrar General's Office (Deeds Branch)	19
Gillespie Edward	Ensign, Goulburn Corps, Volunteer Rifles	37
Gillett Rev. W. A.	Vice-Rector of St. John's College	115
Gilmour J. N.	Sheep Director, Bathurst	78
Girard A. M.	Sheep Director, Casino	79
Gjedsted Edward	Temporary Draftsman, Railway Department	90
Glasson William, senr.	Sheep Director, Carcoar	79
Gleeson John Joseph	Licensed Surveyor	74
Gleeson J. M.	Bailiff of Wardens' Court, Bombala	87
Glennie Henry	Vaccinator, Singleton	29
	Honorary Assistant Surgeon, Singleton Corps, Volunteer Rifles	38
	Coroner, Patrick's Plains	47
	Government Medical Officer, Patrick's Plains	31
Gloag William	District Registrar of Births, Deaths, &c., Raymond Terrace	20
Glover William	Assistant District Engineer, Railway Department	90
Glover William	Telegraph Operator, Nelson's Bay	67
Godbee Thomas	Clerk, Occupation of Lands Department	77
Godfrey Thomas	2nd Landing-waiter, Customs, Sydney	60
Goff Thomas Henry	Clerk, Office of Inspector General of Police	23
Goff Robert Albert	Clerk, Department of Comptroller General of Prisons	24
Goggin John Frederick	2nd Class Draftsman, Survey Office	72
Goodchap Charles Augustus.	Secretary, Railway Department	90
Goodlett John Hay	Major, afterwards Lieut.-Colonel, Commanding 2nd Regiment, Volunteer Rifles.	35
Goodman William	Chief Clerk, Colonial Secretary's Office	18
Goodwin Thomas Henry Hall	Licensed Surveyor	74
Goold John B.	Railway Station-master, Penrith	92
	Traffic Inspector, Railway Department	91
Goold Pierce	Clerk, General Post Office	100
Gordon George Augustus.	Visiting Justice to the Gaol, Deniliquin	27
Gordon Hugh	Licensed Surveyor	74
Gordon G. H.	Sheep Director, Warialda	81
Gordon Henry	Clerk of Petty Sessions, Dungog, afterwards Police Magistrate, &c., Wollombi.	49, 51
	Coroner, Dungog	46
	Agent for the Sale of Crown Lands, Wollombi	77
	District Registrar of Births, Deaths, &c., Dungog	19
Gordon Samuel Deane	Member of Exhibitions Commission	40
Gordon Charles Edward	Sub-Collector of Customs, Moama (Murray River)	61
Gough Rev. James M.	Roman Catholic Chaplain, Gaol, Port Macquarie	26
Gough George Bond	Ensign, Paddington and Surry Hills Company, Volunteer Rifles	37
	Assistant District Registrar of Births, Deaths, &c., Randwick	19
Gould Albert John	Ensign, Singleton Corps, Volunteer Rifles	37
Govan James	Sheep Director, Brewarrina	78
Gower George	Mining Registrar	86
Graham James	Signal-master, South Head	67

Names of Officers.	Office.	Page.
Graham Robert	Junior Operator, Electric Telegraph Station, Braidwood	106
Graham James Brisbane...	Clerk of Petty Sessions, afterwards Police Magistrate, Tenterfield...	51
	Registrar of the District Court, Tenterfield	45
	Warden, Mining Department	85
Graham Donald	Station-master, Electric Telegraph Branch, Newcastle	108
Graham William... ...	Junior Operator, Electric Telegraph Station, Nimitabelle	108
Grainger Edward ...	Sub-Inspector of Police...	23
Grant Alexander Ogilvie...	Police Magistrate, Bourke	48
	Coroner, Bourke...	46
	Acting Sub-Collector of Customs, Bourke	62
Grant Robert Rowland ...	Clerk, Registrar General's Office (Deeds Branch)	19
Grant Charles Henry ...	Clerk, Registrar General's Office (Statistical Branch)	18
	Official Postmaster, Mudgee	103
Grant Charles James ...	Vaccinator and Government Medical Officer, Bourke	28, 30
Grant Charles Travers ...	Sub-Collector of Customs, Grafton	61
Gray John	Sheep Director, Corowa...	79
Gray John F.	Sheep Director, Yass	81
Gray Andrew	Construction Overseer of Electric Telegraphs	109, 110
Greaves William Albert Braylesford.	District Surveyor	71
Green Alfred	17th Landing-waiter, Customs	60
Green John	Locker, Customs Station, Wagga Wagga	62
Greene G. H.	Sheep Director, Albury...	78
Greenland Herbert ...	Licensed Surveyor	74
Greenup Edgar B. ...	Clerk, Government Asylums for the Infirm and Destitute	33
Gregory Charles S. ...	Clerk, Audit Office	21
Gregory David William ...	Clerk, Audit Office	21
Gresty George	Operator, Electric Telegraph Branch, Windsor	109
Greville Alexander ...	Secretary to the Attorney General	56
Greville Henry James ...	2nd Clerk, Insolvent Court Office	43
Grey William	Vaccinator, Sydney	28
Griffin James H.	Member of the Mining Board	86
Griffin John George ...	Licensed Surveyor	74
Griffiths Charles	Sub-Overseer, Government Printing Office	62
Grigson Robert Edward...	Vaccinator, Muswellbrook and Merton	29
	Medical Officer, Muswellbrook...	31
Grönvald Frederick ...	Assistant Accountant, Council of Education Office	53
Gross Augusta	Assistant Instrument Fitter, Electric Telegraph Department ...	105
Gruggen Charles P. ...	Sheep Director, Tamworth	80
Grundy Francis H. ...	Member of Sewage and Health Board	39
Guest Charles Septimus ...	Lieutenant, Richmond Corps, Volunteer Rifles	37
Guise John William ...	Captain, St. Leonards Company, Volunteer Rifles	36
Gunther Rev. James ...	Minister of the Church of England, Mudgee...	113
Gyulay Albert G. ...	Clerk, Government Asylums for the Infirm and Destitute	33
H		
Hack Frank George ...	Clerk, Survey Office	73
Haines W. B.	Sheep Director, Booligal	78
Halbert John	Locker, Customs, Newcastle	60
Hales Frederick Barnwell	Police Magistrate and Clerk of Petty Sessions, Raymond Terrace, afterwards Walgett.	51
	Clerk of Petty Sessions, Bathurst	48
	Coroner, Walgett	47
	Crown Lands Agent, Walgett	77
	District Registrar of Births, Deaths, &c., Walgett	20
Halkett Alexander ...	Engineer and Master of Steam Dredge "Samson," afterwards "Hercules."	97, 96
	Engineer Surveyor, Shoalhaven	65
Hall Richard Thomas ...	Examiner of Expenditure Accounts, Audit Office	21
Hall George	Captain, Orange Public School Cadet Corps, Volunteer Rifles ...	36
Hall William Henry ...	3rd Class Draftsman, Survey Office	72
Hall John...	Licensed Surveyor	74
Hall Henry	2nd Class Draftsman, Survey Office	72
Hall Albert H.	Accountant, Railway Department	90
Halliday Edward James...	Supernumerary Draftsman, Survey Office	72
Halliday William ...	Sheep Director, Urana	81
Halligan Gerald	Chief Clerk, Department of Public Works	90
	Secretary to the Public Works Tender Board	95
Halligan G. H.	Cadet, Department of Harbours and Rivers	95
Hallinan Rev. Patrick ...	Minister of the Roman Catholic Church, Windsor	113
Halloran Annie	Perforator, Telegraph Station, Tenterfield	109
Halloran William John ...	2nd Clerk, District Court Office, Sydney	44
Halloran Henry (J.P.) ...	Under Secretary, Colonial Secretary's Office	18
	Member of the Board for opening Tenders for Runs	82
	Member of Exhibitions Commission	40
Hambly Jabez	2nd Assistant Postmaster, Bathurst	103
Hamilton George... ...	Ensign, No. 1 Company, Highlanders...	37
Hamilton George Henry...	Vaccinator, Murrurundi	29
Hammond Thomas ...	Electric Telegraph Operator	104
Hammond Charles ...	Station-master, Electric Telegraph Branch, Moulamein	108
Hammond Alfred de Lisle	Assistant Master, Sydney Grammar School	115
Hammond William Henry	Sheep Director, Brewarrina	78
Hammond Thomas W. ...	Sheep Director, Wagga Wagga	81
Hancox Samuel D. ...	Clerk, Railway Department	93
Handcock Robert... ...	Licensed Surveyor	74
Hanly Rev. James ...	Minister of the Roman Catholic Church, Yass	113

Names of Officers.	Office.	Page.
Hannell Clarence H. ...	Shipping Master, Newcastle	64
	Clerk to Harbour Master, Newcastle	66
Hannell James Edward ...	Landing-waiter, Customs, Newcastle	60
Hannell Jesse	Superintendent, Light-house, Newcastle	66
Hanrahan E.	Clerk, Lands Department	70
Hanson Charles	Assistant Signal-master, Fort Phillip	67
Hanson Ernest	Clerk, Treasury	58
Hardy Henry	Surveyor, Railway Department	91
Hare Harry	2nd Class Draftsman, Survey Office	72
Hare Reginald	Clerk of Petty Sessions, Corowa	49
	Registrar of the District Court, Corowa	45
	Mining Registrar	85
Hare Arthur John ...	3rd Class Draftsman, Survey Office	72
Hargrave John Fletcher (M.A.)	Puisne Judge	10
	Judge, Divorce and Matrimonial Causes Court	43
Hargrave Gilbert... ...	Associate to Mr. Justice Hargrave	42
Hargraves William Henry	2nd Clerk, Equity Office	42
Harle Thomas Y.... ...	Clerk, General Post Office	100
Harley John, jun... ...	Sheep Director, Gundagai	79
Harmer John Frederick ...	5th Clerk, Water Police Office	48
Harnett Laurence Joseph..	Sergeant-at-Arms, Legislative Assembly	13
Harper Charles Adrain ...	Licensed Surveyor	74
Harper Samuel	12th Locker, Customs, Sydney...	60
Harpur Henry Stephen ...	Clerk, Lands Department	70
Harriott Thomas Warre...	Commissioner of Crown Lands, New England, &c.	77
Harris Thomas	Station-master, Electric Telegraph Branch, Scone	108
Harris William	Junior Operator, Telegraph Station, Lambton	107
Harris Richard	Medical Visitor to Lunatic Asylum for Imbeciles, &c., Newcastle ...	30
	Vaccinator, Newcastle	29
Harris Edgar Arnold ...	Licensed Surveyor	74
Harrison Charles E. ...	Sub-Inspector of Police...	23
Harrison George T. ...	Station-master, Electric Telegraph Branch, Urana	109
Harrison W. S.	Electric Telegraph Construction Overseer	109
Harrison Charles	Telegraph Station-master, Bega	106
Harrold Charles	Assistant Harbour Master, Sydney	65
Harte Michael Sheridan...	3rd Clerk to Crown Solicitor	56
Hartnoll Alfred George ...	Clerk, Railway Department	90
Haviland Edwin Cyril ...	Chief Clerk, Colonial Military Stores, &c.	64
Hawkins Henry Spendlove	Assistant Master, Sydney Grammar School	115
Hawkins Thomas Jarman..	Coroner, Bathurst	46
Hawkins Rev. W. C. ...	Minister of the Church of England, Manning River...	112
Hawley Doctor Richard ...	Assistant Librarian, Free Public Library	55
Hay John...	President of the Legislative Council	12
	Vice-President of Exhibitions Commission	39
Hayes George S.	Junior Operator, Telegraph Station, Wallabadah, afterwards Line-repairer, Tamworth.	109
Hayes John H.	Draftsman, Department of Mines	84
Hayes Samuel	Shipwright Carpenter, &c., Fitz Roy Dry Dock	95
Hayes John	Telegraph Line-repairer, Bathurst	106
Hayley William Foxton ...	Assistant Surgeon, Western Battalion, Volunteer Rifles	38
Haylock Cornelius ...	Licensed Surveyor	74
Haynes John J.	Clerk, General Post Office	101
Hays Christopher Dunkin	District Registrar of Births, Deaths, &c., Eden	19
	Clerk of Petty Sessions, Eden	49
	Agent for the Sale of Crown Lands, Eden	76
	Registrar of the District Court, Eden...	44
Hays Richard B.... ...	Clerk, Office of Inspector of Distilleries	62
Hazeldean Henry J. ...	Junior Operator, Electric Telegraph Station, Raglan, afterwards Operator, Bathurst.	108, 106
Hazelton W. H.	Bailiff, Wardens' Court...	87
Hayward Walter W. ...	Assistant Storekeeper, Fitz Roy Dry Dock	95
Heady John	Licensed Surveyor	74
Healey Thomas	2nd Class Draftsman, Surveyor General's Office	72
Healey William	Junior Operator, Telegraph Station, Richmond	108
Heathcote Alfred... ...	Registrar of the District Court, Hill End	45
	Clerk of Petty Sessions, Hill End	50
Heazlett J.	Mining Registrar	86
Hedgeland George Caleb	Licensed Surveyor	74
Helm Charles Orlando ...	Clerk, Department of Mines	84
Hemming William ...	Commissioner of Stamps	59
Henderson James ...	Sheep Director, Bourke...	78
Henderson Patrick Heron	Licensed Surveyor	74
Henningham William John	Coroner, Mudgee	47
Henry William E. ...	Clerk, Department of Mines	84
Henry Arthur	Registrar in Insolvency, &c.	43
Hensley R.	Bailiff of Wardens' Court, Braidwood, &c.	87
Henson George Robert ...	Railway Station-master, Mulgrave	92
Hepworth Frederick ...	Temporary Clerk, Lands Department	71
Herald Edmund	Railway Station-master, Newcastle	92
Herbert Michael	Surveyor, Railway Department	91
Herbert Richard	Railway Station-master, Petersham	91
Herbert William C. ...	Sheep Director, Cooma	79
Herborn Ernest William Lewis.	Licensed Surveyor	74
Herborn Edward E. W....	Supernumerary Draftsman, Mining Department	84
Herring Gerard Edgar ...	Chief Clerk, Department of Mines	84
Hetherington W. C. ...	Sheep Director, Maitland	80
Heuzé Rev. Charles Joseph	Roman Catholic Chaplain, Permanent Military Force	34
Howett Thomas E. ...	Operator, Electric Telegraph Department, Sydney	104
Hewitt Rev. Patrick ...	Roman Catholic Chaplain, Gaol, Berrima	25

Names of Officers.	Office.	Page.
Hewitt Thomas	Sheep Director, Grafton	79
Heywood Edward Offord...	Senior Clerk and Melter, Branch Royal Mint, Sydney	16
Hicks Lucy H.	Matron, Immigration Depôt	28
	Matron, Asylum for the Infirm and Destitute, Hyde Park	33
Hicks David Seth... ...	Inspector of Schools, Goulburn District	54
Higgins James Jerome ...	Licensed Surveyor	74
Higgins J....	Sheep Director, Port Stephens	80
Higgins W. D.	Temporary Clerk, Lands Department	71
Higgins John	Construction Overseer of Electric Telegraphs	110
Higgs John	Traffic Manager, Newcastle	92
Higgs C.	Bailiff of Wardens' Court, Carcoar	87
Higgs James	Railway Station-master, Parramatta Junction	91
Higgs Edward	Railway Station-master, Raglan	92
Higman William H. ...	Road Superintendent	94
Hill Francis William ...	Superintendent, Money Order Office	103
	Controller, Government Savings Bank	110
Hill Edward Smith ...	Trustee, Australian Museum	55
	Representative Commissioner, Philadelphia Exhibition	40
	Member of Exhibitions Commission	40
Hill David	Accountant, Stamp Duties Office	59
Hill Richard	Sheep Director, Sydney...	80
Hill George Lynch ...	Sub-Collector of Customs, Maryland	61
Hill John James	Vaccinator, Lambton	29
Hillier John Briggs ...	Captain, South Sydney Company, Volunteer Rifles	36
Hillyar Rev. William ...	Lecturer in Latin, Sydney Grammar School	115
Hilton Henry	District Registrar of Births, Deaths, &c., Tumut	20
Hinchcliffe Thomas Cooper	Temporary Clerk, Office of Chief Inspector of Sheep	81
Hinchy James J.	Clerk, Treasury	58
Hinder Edward Robert ...	Schoolmaster, Protestant Orphan School	54
Hindmarsh W.	Sheep Director, Berrima	78
Hindmarsh Walter ...	Sheep Inspector, Grafton	81
Hinton Alfred	Clerk and Accountant, Marine Board	65
	Clerk and Accountant, Naval Brigade...	38
Hipsley Richard H. ...	Station-master, Electric Telegraph Branch, Bathurst, afterwards Tenterfield.	106, 109
Histon Maurice	Telegraph Line Repairer, Armidale	105
Hitchins Edward Lytton...	Clerk, Council of Education Office	53
Hixson Francis (R.N.) ...	Captain Commanding Naval Brigade	38
	Commissioner of Defence from Foreign Aggression	33
	Member of the Board for Inspecting and Maintaining the supply of Colonial Warlike Stores.	67
	President of the Marine Board	65
Hoadley Henry	Telegraph Operator, Port Stephens	67
	Superintendent of Light-house, Port Stephens, afterwards Seal Rocks	66
Hoban J.	Mining Registrar...	86
Hodge Sebastian	Janitor and Drill Sergeant, Sydney Grammar School	115
Hoey James	Superintendent of Works, Department of Harbours, &c.	96
Hogan Patrick Joseph ...	3rd Class Draftsman, Surveyor General's Office	72
	Agent for the Sale of Crown Lands, Sydney	76
Hogan William R. ...	Temporary Clerk, Registrar General's Office	18
Hogan William	Surveyor, Railway Department...	91
Hogg John	Licensed Surveyor	74
Hogg James	Vaccinator, Five Dock, &c.	28
Holahan William H. ...	Junior Operator, Electric Telegraph Station, Newcastle, afterwards Operator, Albury.	108, 105
Holborow William Hillier	Major Commanding Western Battalion, Volunteer Rifles	35
Holding Charles	Junior Operator, Telegraph Station, Deniliquin	106
Holding James R. ...	Line-repairer, Electric Telegraph Branch, Deniliquin	106
Holdsworth Philip Joseph	Clerk, Treasury	58
Hole George	Clerk, Audit Office	21
Holland Rev. Edward ...	Presbyterian Minister, Port Macquarie	114
Holloway J.	Sheep Director, Narandera	80
Holmes Henry W. H. ...	Clerk, General Post Office	101
Holmes William	Brigade Clerk, Volunteer Corps	33
Holroyd Arthur Todd ...	President of the Court of Claims	82
	Master in Equity	42
Holt A. W.	Sheep Director, Goulburn	79
Holt Joseph	Sheep Director, Condobolin	78
Holt Thomas	Member of the Council of Education...	53
	Member of Exhibitions Commission	40
Holt Samuel	Captain, No. 3 Battery, Volunteer Artillery	34
Home John Elphinstone...	Assistant Clerk of Petty Sessions, Bathurst	48
Honey Thomas	Lieutenant, Kiama Corps, Volunteer Rifles	36
Hooper W. H.	District Registrar of Births, Deaths, &c., Deniliquin	19
Hope William E.... ...	Clerk, General Post Office	100
Hopkins Edmund C. ...	Temporary Clerk, Executive Council Office	12
	Clerk, Registrar General's Office	19
Hore Edward	Temporary Clerk, Colonial Military Stores, &c.	64
Hornidge Marmaduke A...	Railway Station-master, Mount Victoria, afterwards Wallerawang...	92
Horniman Alexander ...	Clerk, Department of Prisons	24
	Clerk, Metropolitan and Coast District Court	44
Horton Rev. Thomas ...	Minister of the Church of England, Sutton Forest, Berrima ...	112
Horton Theodore... ...	Clerk, Lands Department	70
Hosie Henry Courtois ...	Licensed Surveyor	74
Hosier Frederick... ...	Reader, Government Printing Office	63
Hoskings George U. ...	Station-master, Electric Telegraph Department, Carcoar	106
Hourigan John	Clerk, General Post Office	102
Houslar Robert	Pilot, Wollongong	67

Names of Officers.	Office.	Page.
Houston William...	2nd Class Draftsman, Survey Office	72
	2nd Lieutenant, Volunteer Artillery	35
Howard Mark	Telegraph Operator, Sydney	104
Howe Ephraim	Sheep Inspector, Corowa	81
Howe Patrick J.	Telegraph Station-master, Branxton	106
Howell David	16th Landing-waiter, Customs, Sydney	60
Howitt Adam	Engineer and Master of the Steam Dredge "Pluto"	97
Hoyle J. W.	Surveyor, Railway Department	91
Hudson Beresford Nixon	Licensed Surveyor	74
Huffer John	Inspector of Schools, Bathurst District	54
Hughes Robert M.	Sheep Director, Bourke	78
Hulbert Rev. D. P. M.	Minister of the Church of England, Collector, Yass	113
Hulme Francis W.	Operator, Electric Telegraph Department	104
Hungerford Rev. S.	Minister of the Church of England, Armidale	113
Hunt Edward Aubrey	6th Clerk, Central Police Office	47
Hunt William Henry	Official Postmaster, Paddington	102
Hunt William Augustus	Officer of Customs, Howlong	61
Hunt Vere	Clerk, Registrar General's Office	19
	Clerk, Executive Council Office	12
Hunt John J.	Operator, Electric Telegraph Department	104
Hunter Archibald	Telegraph Station-master, Ballina	106
Huntley William Albert	Vaccinator, Inverell	29
Huntley Frederick	4th Locker, Customs, Sydney	60
Hurst Rev. G.	Minister of the Wesleyan Methodist Church, Sydney	114
Husing Minnie E.	Perforator, Telegraph Station, Albury	105
Hussey John Garda	Gaoler, Parramatta	24
Hutchinson David Bruce	Prothonotary and Curator of Intestate Estates	42
	Registrar, Divorce and Matrimonial Causes Court	43
Hutchinson Hon. Walter Hely.	Private Secretary to His Excellency the Governor	10
Huthnance James	Printer, Ticket Printing Branch, Government Printing Office	63
Hutton R.	Mining Registrar, Cargo	85
Hyam Isaac M.	Telegraph Station-master, Lismore	107
Hyndman Robert A.	Surveyor, Railway Department	91
Hynes T.	Lecturer in Classics, &c., St. John's College	115

I

Icely Thomas Rothery	Sheep Director, Carcoar	79
Icely Charles	Sheep Director, Molong	80
Iceton Sydney John	Clerk, Registrar General's Office	19
Ikin Henry	9th Locker, Customs, Sydney	60
Innes Sir Joseph Geo. Long	Attorney General	10
	Chairman of Committees of the Legislative Council	12
Iredale L. P.	Record Clerk, Railway Department	90
Iredale Robert R.	Clerk, General Post Office	100
Ironside Frederick James	Reader, Government Printing Office	63
Irving David Williamson	Police Magistrate, Tamworth	51
	Warden, Mining Department	85
	Coroner, Tamworth	47
Irving J. C.	Sheep Director, Picton	80
Isaacs Robert Macintosh	Crown Prosecutor, Western District	56
Isaacs Francis Sheriff	1st Clerk, Quarter Sessions Department	56
Ivimy Thomas Goldson	Government Medical Officer, Dowling	30
	Vaccinator, Ulladulla	29

J

Jack Andrew William	Sea Pilot	66
Jackson Adam Arthur	Temporary Draftsman, Railway Department	90
Jackson F. J.	Sub-Lieutenant, Naval Brigade	38
Jackson John Benyon	1st Clerk to Crown Solicitor	56
Jacob Hamilton	Clerk, General Post Office	101
Jacobs Hamilton	Cadet, Naval Brigade	38
Jager Joseph	Assistant Inspector, Glebe Island Abattoir	67
James Henry A.	Temporary Draftsman, Department of Mines	84
James John	Electric Telegraph Station-master, Ulmarra	109
Jamieson George	Surveyor, Railway Department	91
Jamison Thomas Cains	Inspector of Sugar Refineries	62
Jaques Theodore James	Major, 2nd Regt., Volunteer Rifles	35
Jaques Arthur Theodore	Draftsman, Department of Mines	84
Jardine J. T.	Sheep Director, Grafton	79
Jardine William	Sheep Director, Cooma	79
Jefferson Henry	Telegraph Station-master, Jerilderie	107
Jenkins R. L.	Sheep Director, Picton	80
Jenkins Frank	Sheep Director, Narrandera	80
Jenkins William	Junior Operator, Electric Telegraph Department	104
Jennings Patrick Alfred	Member of Exhibitions Commission	40
	Representative Commissioner, Philadelphia Exhibition	40
Job G. E.	Bailiff, Wardens' Court, Forbes	87
Johnson Alexander	1st Class Draftsman, Surveyor General's Office	72
Johnson Edwin Hill	Supernumerary Draftsman, Survey Office	72
Johnson Mark	Telegraph Station-master, Clarence Town	106
Johnson J.	Shipwright Surveyor, Shoalhaven	65
Johnson Percy J.	Telegraph Station-master, Adaminaby	105

Names of Officers.	Office.	Page.
Johnson Rev. J. H. ...	Minister of the Church of England, Glen Innes	113
Johnson William... ...	Lieutenant, No. 5 Company, Volunteer Rifles	36
Johnson William C. ...	Official Postmaster, Yass	103
Johnson Edwin	Inspector of Schools, Sydney District...	54
Johnson Richard N. ...	Entry Clerk, Stamp Duties Office	59
Johnson Thomas Hector...	Clerk, Department of Lands	70
Johnson Richard... ...	Shipwright Surveyor and Inspector, Marine Board	65
Johnson Richard S. ...	Operator, Electric Telegraph Department	104
Johnson Whittingdale ...	Warden, Department of Mines...	85
Johnston Samuel Dillon...	Acting Sub-Inspector of Police	23
Johnston Gilbert... ...	Clerk, Government Printing Office	63
Johnston John Brown ...	Acting Meteorological Assistant, Sydney Observatory	55
Johnston William ...	Captain, No. 5 Company, Volunteer Rifles	35
Johnston John Hugh ...	Clerk and Schoolmaster, Gaol, Berrima	25
Johnston John Wood ...	Clerk and Schoolmaster, Gaol, Bathurst	25
Johnston James Bligh ...	Coroner, Windsor	47
Johnstone Arthur Burstall	Licensed Surveyor	74
Johnstone James	Assistant Officer of Customs, Albury	61
Joly Rev. Claudius Maria	Minister of the Roman Catholic Church, Hunter's Hill	113
Jones Richard Theophilus	Vaccinator, Ashfield, Burwood, &c.	28
Jones John Booth ...	Examiner of Titles, Registrar General's Office	18
Jones Philip Sydney (M.D.)	Examiner in Medicine, University of Sydney	114
	Member of the Medical Board...	28
Jones William T.... ...	Clerk, Roads Department	93
Jones Edmund	2nd Landing Surveyor, Customs, Sydney	59
	Commander, Naval Brigade	38
Jones J. W.	Sheep Inspector, Narrabri	82
Jones Stephen Wilson ...	Clerk of the Legislative Assembly	13
Jones Richard	Land Titles Commissioner	18
Jones John Saunders ...	Inspector of Schools, Maitland District	54
Jopp Andrew Abercrombie	Secretary to the Agent General for the Colony	39
Joseph Hyam Moses ...	Sheep Director, Eden	79
Joseph Thomas Morgan ...	Assistant Medical Officer, Hospital for the Insane, Gladesville ...	31
	Vaccinator, Gladesville...	29
	Acting Superintendent, &c., Gladesville Hospital	31
Josephson Joshua Frey ...	District Court Judge, and Chairman of Quarter Sessions, Western District.	45, 56
Josephson Joshua Percy...	Draftsman, Department of Harbours and River Navigation ...	95
Jowett Mary	Sub-matron, Protestant Orphan School, Parramatta...	54
Joyce Patrick	Clerk, Custom House, Albury	61
Jury John Kemp... ...	Clerk, Emigration Branch, Colonial Agent General's Office, London	39
K		
Kay James	First Foreman of Works, Colonial Architect's Office	94
Kay Robert	Clerk, Money Order Office	103
Kater Edward	Sheep Director, Canonbar	79
Keating Rev. Jerome ...	Minister of the Roman Catholic Church, West Maitland	113
Keating Elijah	15th Clerk, Customs, Sydney	59
Keating John	District Registrar of Births, Deaths, &c., Morpeth	20
Keating John Thomas ...	3rd Class Draftsman, Survey Office	72
Kebby Charles	Station-master, Electric Telegraph Department, Eden	107
Keegan Alfred	Junior Operator, Telegraph Station, Bourke	106
Keegan James	Sub-Inspector of Police...	23
Keele Thomas W... ...	Assistant Surveyor, Department of Harbours, &c.	96
Keele Charles Hardwick...	Clerk, Registrar General's Department	18
Keele Joseph J.	Statistical Clerk, Railway Department	90
Keele Walter	Clerk, Treasury	58
Keen J. B.	Bailiff, Wardens' Court, Oberon	87
Keighran John	Sheep Inspector, Hay	81
Keightley H. M'Crummin	Police Magistrate, Wellington...	51
Kelf Joseph	Booking Clerk, Electric Telegraph Department	104
Kelleher Mary P.... ...	Infant Teacher, Roman Catholic Orphan School, Parramatta ...	54
Kellett Charles Henry ...	Official Postmaster, Penrith	103
Kellick George	Chief Clerk and Cashier, Government Printing Office	62
Kelly Joseph E.	Telegraph Station-master, Tarcutta	109
Kelly Herbert	Sheep Director, Coonabarabran	79
Kelly Henry Kennedy ...	Junior Clerk, Branch Royal Mint, Sydney	16
Kelly Margaret	Teacher in the Industrial School for Girls	22
Kelly Richard	4th Clerk, Customs, Sydney	59
Kelly Charles	3rd Locker, Customs, Sydney	60
Kelynack Rev. W. ...	Minister of the Wesleyan Methodist Church, Bathurst	114
Kemmis Rev. Thomas ...	Minister of the Church of England, Yass	112
Kemp William E. ...	Clerk to Assistant Engineer, Hunter River, Department of Harbours and Rivers.	96
Kemp Rev. Frederick R....	Church of England Chaplain, Gaol, Port Macquarie...	26
	Minister of the Church of England, Port Macquarie	113
Kemp William E... ...	Clerk of Works, Colonial Architect's Office	94
Kenane Daniel R. ...	Telegraph Station-master, Burrowa	106
Kennedy Robert	Sheep Director, Yass	81
Kennedy John	Sheep Inspector, Coonabarabran	81
Kennedy John	Assistant Officer of Customs, Moama	61
Kennedy Thomas... ...	Surveyor, Railway Department	91
Kennedy Hugh	Registrar and Assistant Professor of Classics, University of Sydney	114
Kennedy David S. ...	Clerk, Department of Prisons	24
Kenny Rev. John ...	Minister of the Roman Catholic Church, Maitland East	113
Kentish S. P. R.	Mining Registrar	86

Names of Officers.	Office.	Page.
Keon George Plunkett ...	Sub-Collector of Customs, Eden	61
	Police Magistrate, Eden	49
	Health Officer, Twofold Bay	64
Kepert Charles A. ...	Officer of Customs, Port Stephens	61
Kermode Samuel... ...	District Registrar of Births, Deaths, &c., Nundle	20
	Mining Registrar, Nundle	86
Kerrigan Thomas... ...	Acting Sub-Inspector of Police...	23
Keshan William	Assistant Postmaster, Albury	103
Kevin John William ...	Assistant Training Master, Council of Education Office	54
Kibble George A. F. ...	Electric Telegraph Station-master, Denman	107
Kilminster George ...	Junior Clerk, Council of Education Office	53
King Frederic	Secretary to the Government Asylums for the Infirm and Destitute	33
	Inspector of Public Charities	32
King Charles William Bray	Licensed Surveyor	74
King Thomas	Line-repairer, Electric Telegraph Station, Mudgee	108
King Johnson George ...	Police Magistrate, Casino	51
	Warden, Department of Mines	85
King Dixon	Ensign, Kiama Corps, Volunteer Rifles	37
King Thomas	Telegraph Station-master, Coolah	106
King Rev. George ...	Minister of the Church of England, Sydney (Cook's River) ...	112
King Edward J.	Draftsman, Department of Mines	84
King Agnes	Matron of the Reformatory School for Girls...	22
King Richard	Sheep Director, Moree	80
King P. G.	Sheep Director, Tamworth	80
King Rev. Robert L. (B.A.)	Minister of the Church of England, Parramatta	112
King John	Sheep Director, Wagga Wagga...	81
King Rev. Hulton S. ...	Minister of the Church of England, Surry Hills, Sydney	112
King W.	Bailiff, Wardens' Court, Trunkey	87
Kingsbury James... ...	Examiner, Department of Harbours, &c.	95
Kingsford Edward St. A.	Pilot, Port Macquarie	66
	Shipwright Surveyor, Port Macquarie	65
Kinlock John	Esquire Bedell, University of Sydney...	114
Kinross Rev. John ...	Principal of St. Andrew's College	115
Kinsella P.	Bailiff, Wardens' Court, Armidale and Uralla	87
Kirchner Edward... ...	1st Lieutenant, Volunteer Artillery	35
Kirkaldy James	1st Lieutenant, Volunteer Artillery	35
Kirkpatrick Francis ...	Accountant, Treasury	58
Kirkwood David S. ...	Engineer and Master of the Steam Dredge "Titan," afterwards "Hunter."	98, 96
	Engineer Surveyor, Shoalhaven	65
	Engineer Surveyor, Newcastle	65
Kirwan John	Station-master, Electric Telegraph Branch, Cooma	106
Kline Henry	Telegraph Line-repairer, Young	109
Kloster August	Overseer, Government Domains	78
Knaggs Samuel T. ...	Surgeon, Naval Brigade...	38
	Vaccinator, Newcastle	29
Knapp Edward James Howes, junr.	Licensed Surveyor	74
Knott Minnie L.	Perforator, Telegraph-station, Albury...	105
Knowles William Bissett...	Vaccinator and Medical Officer, Murrurundi...	29, 31
Knox John George ...	Acting Crown Prosecutor, Western District	56
Knox Edward	Member of Exhibitions Commission	40
Kopsch Gustave	Instrument Fitter, Electric Telegraph Department	105
	Sub-Lieutenant, Naval Brigade	38
Korff F. D. A.	Clerk, Lands Department	70

L

Labertouche George Evans	Paymaster, Imperial Pension Office	67
Lackey John	Secretary for Public Works	90
	Sheep Director, Sydney...	80
Lackey John G.	Clerk, General Post Office	101
	Clerk in charge of Trustee Roads	93
Lackey M...	Clerk, Lands Department	70
Lackey William	Clerk, Railway Department	93
Laing John G.	Draftsman, Department of Harbours, &c.	95
Laing John	Engineer and Master of the Steam Dredge "Vulcan," afterwards "Samson."	97
Laman Thomas	Clerk of Petty Sessions, Stroud	51
	District Registrar of Births, Deaths, &c., Port Stephens	20
	Agent for the Sale of Crown Lands, Stroud, Port Stephens ...	76
Lamb Walter	Member of Exhibitions Commission	40
Lambert George P. (M.D.)	Vaccinator, Queanbeyan	29
Lambton Edward James...	Clerk, Railway Department	90
Lambton Stephen Harbord	Secretary, General Post Office, Sydney	100
Landale Alexander ...	Sheep Director, Deniliquin	79
Landauer F.	Mining Registrar, &c., Ironbarks	85
Lander Jonas	Clerk, Registrar General's Office	18
	Custodian of Wills, Supreme Court Office	42
Landers John Frederick...	Chief Clerk and Accountant, Surveyor General's Office	73
Landers Edwin Canrobert.	Clerk, Occupation of Lands Department	77
Lane John Tom	Police Magistrate, Orange	50
	Warden, Mining Department	85
Lang Rev. John Dunmore (D.D.)	Trustee, Free Public Library	55
Langford Mrs. H. M. ...	Mining Registrar	86
Langham William John ...	Inspector of Oyster-beds	78

Names of Officers.	Office.	Page.
Langhee Michael Campbell	Licensed Surveyor	74
Langley George (J.P.)	Clerk of Petty Sessions, Parramatta	50
	District Registrar of Births, Deaths, &c., Parramatta	20
	Agent for the Sale of Crown Lands, Parramatta	76
	Registrar of the District Court, Parramatta	44
	Visiting Justice, Gaol, Parramatta	24
Langley Rev. John Douse.	Church of England Chaplain, Gaol, Berrima	25
Langmore Arthur G.	Sheep Director, Breewarrina	78
Langmore Arthur Grainger	Coroner, Gongolgan	46
Langstaff Robert William.	3rd Class Draftsman, Survey Office	72
Lanigan Rev. William	Minister of the Roman Catholic Church, Berrima	113
Lankester John Delappé	4th Landing Waiter, Customs, Sydney	60
Lardner Lizzie A.	Perforator, Telegraph Station, Tenterfield	109
Lardner Alfred	Coroner, Grafton	46
Larkin Patrick B.	Supernumerary Draftsman, Mining Department	84
Lassen Frederick	Operator, Telegraph Branch, Goulburn	107
	Telegraph Station-master, Lawrence	107
Laughton Rev. J. B.	Presbyterian Minister, Bathurst	114
Laurie Andrew	Sheep Director, Port Stephens	80
Laurie Alexander T.	Sheep Director, Port Stephens	80
Lawrence John	Clerk to Harbour Master, Sydney	65
	Telegraph Operator, Port Office	67
Layard Louis Frederick	Registrar of the District Court, Bourke	45
	District Registrar of Births, Deaths, &c., Bourke	19
	Clerk of Petty Sessions, Bourke	48
	Agent for the Sale of Crown Lands, Bourke	76
Leahy Thomas William	Junior Clerk, Colonial Secretary's Office	18
Leary George	Agent for the Sale of Crown Lands, Mudgee	76
	Clerk of Petty Sessions, Mudgee	50
	District Registrar of Births, Deaths, &c., Mudgee	20
	Mining Registrar	86
	Registrar of the District Court, Mudgee	44
Leathes John Alfred Stanger.	Junior Clerk, Branch Boyal Mint, Sydney	16
Ledsam G.	Assistant Official Postmaster, Goulburn	103
Lee George Joseph	Licensed Surveyor	74
Lee Charles Alfred	Coroner, Tenterfield	47
Lee Joseph	Assistant Postmaster, Newcastle	103
Lee Edward	Crown Prosecutor, Southern District	56
Lee Isaac	Superintendent of Hornby Light-house	65
	Water Bailiff, Marine Board	65
Lee William T	Electric Telegraph Station-master, Cassilis	106
Lee Bejamin, junr.	Visiting Justice, Gaol, Bathurst	25
	Police Magistrate, Bathurst	48
	Warden, Mining Department	85
Lee John James	2nd Clerk to Crown Solicitor	56
Lees Joseph Whitehead	Police Magistrate, &c., Tambaroora	51
	Coroner, Tambaroora	47
Legh Christopher	Sheep Director, Glen Innes	79
Leibius Adolph	Senior Assayer, Branch Royal Mint, Sydney	16
Lenehan Henry Alfred	Computer, Sydney Observatory	55
Lennox William	Ensign, Penrith Corps, Volunteer Rifles	37
Le Petourel Henry	Lieutenant, New South Wales Artillery	34
Lethbridge John King	Sheep Director, Windsor	81
	Coroner, Penrith	47
Lett Charles Arthur Walker	Captain (Supernumerary), Volunteer Artillery	35
Levinge Frederick Clinton	Clerk, Government Printing Office	63
Levy Samuel	6th Landing Waiter, Customs, Sydney	60
Levy Abraham Leopold	Official Postmaster, Oxford-street, Sydney	102
Levy Arthur	Junior Operator, Electric Telegraph Branch, Oxford-street, Sydney	105
Lewington Alfred	Lieutenant, Naval Brigade	38
Lewis George	2nd Class Draftsman, Surveyor General's Office	72
Lewis William H.	Line Repairer, Telegraph Station, Forbes	107
Lewis George	7th Landing Waiter, Customs, Sydney	60
Lewis Mortimer William, junior.	Clerk of Works, Colonial Architect's Department	94
Lewis Mortimer William	Cadet, Naval Brigade	38
Lewis Thomas	Inspector of Collieries	84
Lewis Wilfred de Courcy	Assistant Draftsman, Registrar General's Office (Land Titles Branch)	18
Lewis Eugene	Assistant Ticket Clerk, Railway Office	90
Lewis Thomas Harvie	1st Class Draftsman, Surveyor General's Office	72
Lewton Joseph	Inspector of Way and Works, Great Southern, Western, and Richmond Railways.	91
Leycester George William.	Lieutenant, King's School Cadet Corps, Volunteer Rifles	37
Liddell Andrew J.	Road Superintendent	94
Likely Charles W.	Operator, Electric Telegraph Branch, Albury	105
Lindeman Sidney Alfred	Clerk in charge of Printed Papers, Legislative Assembly	13
Lindeman George Sydney.	Lieutenant, New South Wales Artillery	34
	Secretary to the Marine Board	65
Lindo Alexander Pacifico	Licensed Surveyor	74
Lindsay Lachlan	Sheep Director, Port Macquarie	80
Linsley William Farmer	Lieutenant, Hawkesbury Corps, Volunteer Rifles	36
Linton Thomas	District Registrar of Births, Deaths, &c., Moulamein	20
Lipscomb Benjamin	Coroner, Cooma	46
Lipscombe Walter Alfred	Licensed Surveyor	74
Lisle Alfred	Licensed Surveyor	74
Little Charles	Railway Station-master, Riverstone	92
Little George L.	Booking Clerk, Electric Telegraph Department	104
	Clerk, General Post Office	101

Names of Officers.	Office.	Page.
Liversidge Archibald ...	Professor of Geology, Sydney University	114
	Member of Exhibitions Commission	40
	Trustee, Australian Museum	55
Living John	Member of Exhibitions Commission	40
Llewellyn William Norman.	Chief Clerk, Customs, Sydney	59
Llewellyn Rees	Vaccinator, Araluen, afterwards Braidwood	28
	Visiting Surgeon, Gaol, Braidwood	30
	Medical Officer, Araluen, afterwards Braidwood	30
Lloyd George Alfred ...	Colonial Treasurer	10
Lloyd Arthur Lewingdon..	Licensed Surveyor	74
Lloyd Arthur Tidman ...	17th Locker, Customs, Sydney...	60
Lloyd Edwin	Clerk, General Post Office	101
Lloyd D.	Sheep Director, Menindie	80
Lloyd C. M.	Sheep Director, Urana	81
Lloyd William F. S. ...	Clerk and Storekeeper, Fitz Roy Dry Dock	95
Lock John T.	Clerk, Lands Department	70
Locke Rev. William ...	Church of England Chaplain, Gaol, Goulburn	25
Lockhart Charles George Norman.	Commissioner of Crown Lands, Darling District	77
Lockhart Norman P. ...	Inspector of Sheep, Albury	81
Lockyer Nicholas... ...	Clerk, Treasury	58
Loder Andrew	Sheep Director, Tamworth	80
Loder George	Sheep Director, Singleton	80
Loder George	Licensed Surveyor	74
Loder George Thomas ...	Captain, Singleton Company, Volunteer Rifles	36
Logan William R. ...	Sub-Collector of Customs, Newcastle	60
Logan Arthur Charles ...	Cadet, Naval Brigade	38
Long George	2nd Class Draftsman, Survey Office	72
Long William	District Registrar of Births, Deaths, &c., Liverpool...	20
Longfield William Fredk...	Lieutenant, Balmain Company, Volunteer Rifles	36
Lord George William ...	Member of Exhibitions Commission	40
Lorking William... ...	Junior Operator, Electric Telegraph Department, afterwards Station-master, Parkes.	104,108
Lott Henry A.	Junior Operator, Electric Telegraph Station, Armidale	105
Loughlin (Constable) ...	Mining Registrar, &c., Mongarlowe	86
Loughnan George C. ...	Sheep Director, Booligal	78
Love William	Registrar of the District Court, Gundagai	45
	Police Magistrate, Gundagai	49
Love Milton Sydney ...	Clerk, Public Works Office	90
Lovegrove William ...	Clerk of Petty Sessions, Shoalhaven	51
	District Registrar of Births, Deaths, &c., Shoalhaven	20
	Agent for the Sale of Crown Lands, Shoalhaven	76
	Registrar of the District Court, Nowra	44
	Officer of Customs, Shoalhaven	61
	Mining Registrar, Nowra	86
Loveridge J.	Bailiff, Wardens' Court, Tumberumba	87
Lowe Charles Bruce ...	Sheep Inspector, Glen Innes	81
Loxton John Frederick ...	Licensed Surveyor	74
Lucas Percy Charles ...	3rd Clerk, 2nd Clerk, and afterwards Clerk of Petty Sessions, Water Police Office, Sydney.	48
Lucas John	Secretary for Mines	84
Lucas John Hector ...	Licensed Surveyor	74
Lucas James	Mining Registrar, Tingha	86
Lucas John Alfred ...	1st Clerk, District Court Office, Sydney	44
Luckie Rev. Eugene ...	Minister of the Roman Catholic Church, Bungonia...	113
	Acting Roman Catholic Chaplain, Permanent Military Force ...	34
Lumsdaine Rev. William..	Minister of the Church of England, Ashfield, Sydney	112
Lumsdaine Edwin B. F....	Clerk, Money Order Office	103
Lumsdaine Henry ...	Chief Inspector of Distilleries and Sugar Refineries	62
Lumsdaine Alexander ...	Clerk of Petty Sessions, Moruya	50
	Mining Registrar	86
	Crown Lands Agent, Moruya	76
	District Registrar of Births, Deaths, &c., Moruya	19
	Registrar of the District Court, Moruya	44
Lupton John Charles Bringergee.	Licensed Surveyor	74
Lydiard Charles, J.P. ...	Superintendent of Police	23
Lynch Rev. John Thomas.	Minister of the Roman Catholic Church, Armidale	113
Lynch Marcus	Operator, Telegraph Station, Mudgee...	108
Lynch John Stephen ...	Publisher, Government Printing Office	63
Lyons William	Vaccinator, Dapto and Wollongong	28, 29
	Government Medical Officer, Wollongong	31
Lyons James	Line Repairer, Electric Telegraph Station, Young	109
M		
M'Allman Edward ...	Field Cadet, Roads Department	94
M'Alpine W. G.	Sheep Director, Singleton	80
M'Alroy Rev. Michael ...	Minister of the Roman Catholic Church, Goulburn	113
M'Auley James	Sheep Director, Braidwood	78
M'Bean John	Sheep Director, Yass	81
M'Cann Joseph	Junior Operator, Telegraph Station, Raglan	108
M'Cann William Lake ...	Junior Clerk, Council of Education Office	53
M'Carthy Rev. Thomas ...	Chaplain, Volunteer Corps	34
	Minister of the Roman Catholic Church, Carcoar	113
M'Carthy Alexander ...	Licensed Surveyor	75

Names of Officers.	Office.	Page.
M'Carthy James Florence	Police Magistrate and Clerk of Petty Sessions, Bellinger River ...	48
	Coroner, Bellinger River	46
M'Carthy Herbert ...	Sheep Director, Tamworth	80
M'Carthy Edward ...	Telegraph Line Repairer, Bourke	106
M'Carthy Rev. Callaghan...	Minister of the Roman Catholic Church, Mudgee	113
M'Carthy Eugene Charles	Vaccinator, Lower Clarence	29
M'Cauley George... ...	Electric Telegraph Construction Overseer	110
M'Cauley Thomas George...	Clerk, Department of Justice, &c.	42
M'Clelland T. H.... ...	Clerk, Railway Department	93
M'Clintock Walter ...	Clerk, Department of Mines	84
M'Clymont Andrew ...	Inspector of Sheep, Wentworth	82
M'Collough Alexander ...	Sheep Inspector, Deniliquin	81
M'Cord Thomas Charles...	2nd Class Surveyor	71
	Licensed Surveyor	75
M'Cormack Henry Osborne	Licensed Surveyor	74
M'Crackan John	Clerk of Works, Colonial Architect's Department	94
M'Crackan Andrew ...	Accountant, Electric Telegraph Department	104
M'Credie John	Inspector of Schools, Cumberland District	54
M'Culloch John	Licensed Surveyor	75
M'Cutcheon John Warner	Assayer, Branch Royal Mint, Sydney	16
	Lieutenant, No. 6 Company, Volunteer Rifles	36
M'Dermott William Patrick	District Registrar of Births, Deaths, &c., Hartley	19
M'Dermott Augustine J....	Clerk, General Post Office	101
M'Dermott Michael ...	Coast Waiter, Botany Bay	60
M'Diarmid Robert Neil ...	Clerk, Audit Office	21
	Clerk, Department of Justice, &c.	42
M'Donagh Patrick ...	Assistant Surgeon, Volunteer Artillery	35
M'Donald John	Clerk of Petty Sessions, Tamworth	51
	Agent for the Sale of Crown Lands, Tamworth	76
	Registrar of the District Court, Tamworth	45
	District Registrar of Births, Deaths, &c., Tamworth	20
	Mining Registrar	86
M'Donald Robert ...	2nd Class Surveyor	71
	Licensed Surveyor	75
M'Donald John Macdermid	Licensed Surveyor	75
M'Donald John	Captain, No. 10 Battery, Volunteer Artillery...	35
M'Donald J.	Shipwright Surveyor, Manning River...	65
M'Donnell J. C. T. ...	Sheep Director, Singleton	80
M'Douall William Alexander Fitzgerald.	Licensed Surveyor	75
M'Dougall Stuart Alexander.	Licensed Surveyor	75
M'Ewan Rev. Alexander...	Presbyterian Minister, Hinton...	114
M'Farland Alfred ...	Examiner in Law, University of Sydney	114
	District Court Judge, Southern District	44
	Chairman of Quarter Sessions, Southern District	56
M'Farlane Edward ...	Licensed Surveyor	75
M'George John	Dispenser, Hospital for the Insane, Gladesville	31
M'Gibbon Rev. John ...	Presbyterian Minister, Woolloomooloo, Sydney	114
M'Gibbon B. F.	Clerk, Treasury	58
M'Glashan Alexander ...	Licensed Surveyor	75
M'Grane John	Telegraph Line Repairer, Kiama	107
M'Grath James	Junior Operator, Electric Telegraph Department	104, 105
M'Gregor Mary	Perforator, Telegraph Station, Tenterfield	109
M'Gregor William ...	Pilot, Tweed River	67
M'Guinn Luke	Clerk of Petty Sessions, Dubbo	49
	Mining Registrar	85
	Agent for the Sale of Crown Lands, Dubbo	76
	District Registrar of Births, Deaths, &c., Dubbo	19
	Registrar of the District Court, Dubbo	45
M'Innes John	Station-master, &c., Electric Telegraph Branch, Balranald	106
M'Intyre William ...	Inspector of Schools, Camden District	54
M'Kay F.	Bailiff, Government Domains	78
M'Kay Charles	Sheep Director, Sydney...	80
M'Kay Charles (M.D.) ...	Member of the Medical Board...	28
M'Keachie Alexander ...	Sheep Director, Eden	79
M'Kell Thomas Charles Kerr.	Registrar of the District Court, Bathurst	45
M'Kellar Charles Kinnaird	Surgeon, Volunteer Rifles	37
M'Kensey James	Clerk, General Post Office	102
M'Kenny Edward Wise ...	3rd Clerk, Colonial Secretary's Office	18
M'Kenry Daniel Joseph ...	Searcher and Night Watch, afterwards Sub-Collector of Customs, Wentworth.	61
M'Kenzie Samuel A. ...	Station-master, Railway Department, Richmond	92
M'Kenzie Kenneth C. ...	Station-master, Electric Telegraph Department, Tumut	109
M'Kenzie Kenneth A. H...	Clerk, Foreign Business, Electric Telegraph Department	104
M'Keon Peter	Supernumerary Draftsman, Survey Office	72
M'Kern James	Clerk, Audit Office	21
M'Kern William	Reader, Government Printing Office	63
M'Killop Duncan ...	Sheep Director, Dubbo	79
M'Killop Robert	Vaccinator and Medical Officer, Gundagai	29, 31
M'Kinlay Ellar M'Kellar..	Government Medical Officer, Dungog...	30
	Vaccinator, Dungog	28
M'Kinley John H. ...	Cadet, Naval Brigade	38
M'Kinnon John	Sheep Director, Bathurst	78
M'Koy Thomas	Railway Station-master, Bowenfels	92
M'Koy Thomas	2nd Locker, Customs, Sydney	60
M'Lachlan Duncan ...	Ticket and Stationery Clerk, Railway Department	90
M'Lachlan Hugh... ...	Clerk, Audit Branch, Railway Department	93
M'Lachlan John Charles...	Captain, Orange Corps, Volunteer Rifles	36

Names of Officers.	Office.	Page.
M'Laurin James	Sheep Director, Albury	78
M'Lean Dugald	Telegraph Station-master, Warialda	109
M'Lean James	Coroner, Armidale	46
M'Lean John	Porter-in-charge, Railway Station, Aberdeen...	92
M'Lean Archibald ...	Warden, Marine Board...	65
M'Lennan A.	Sheep Director, Menindee	80
M'Leod John	Inspector of Sheep, Balranald	81
M'Lerie George	Electric Telegraph Construction Overseer	110
M'Lerie Thomas Pedder...	Clerk, Colonial Secretary's Office	18
M'Mahon John T. ...	Clerk, General Post Office	100
M'Manamy J.	Mining Registrar, Hargraves	85
M'Martin Finlay	Accountant, Office of Inspector General of Police	23
M'Master Colin James ...	Licensed Surveyor	75
M'Millan William ...	Junior Clerk, Stamp Duties Office	59
M'Minn Arthur Bruce ...	Draftsman, Occupation of Lands Department	77
M'Nab William	Station-master, Electric Telegraph Station, Young	109
M'Nab John	Railway Station-master, Tarana	92
M'Namara Richard ...	Drill-master, Protestant Orphan School, Parramatta	54
M'Naughton Samuel ...	Junior Operator, Electric Telegraph Station, Rocky Mouth ...	108
	Assistant District Registrar of Births, Deaths, &c., Maclean ...	19
M'Neilly James	Clerk, General Post Office	101
M'Nevin John	Sheep Director, Molong	80
M'Nichol J.	Sheep Director, Condobolin	78
M'Pherson James ...	Clerk, Audit Office	21
M'Pherson Edward A. ...	Clerk, Audit Office	21
M'Pherson Duncan ...	Sheep Director, Wentworth	81
M'Pherson Alexander ...	Licensed Surveyor	74
M'Phillamy Charles ...	Sheep Director, Bathurst	78
M'Rae Duncan	Sheep Director, Coonabarabran	79
M'Shane James	Clerk, Colonial Architect's Department	95
M'Taggart Malcolm ...	Police Magistrate, Walgett	51
	Crown Lands Agent, Walgett...	77
	Coroner, Walgett	47
M'Vean Alexander ...	Sheep Director, Corowa...	79
M'Veigh James	1st Clerk, Stores Department	62
Macansh John D.... ...	Sheep Director, Narrabri	80
Macansh William ...	Sheep Director, Gundagai	79
Macarthur Frederick Cameron	Clerk, Department of Justice, &c.	42
	Clerk of Petty Sessions, Hill End	50
	Registrar of District Court, Hill End...	45
	Mining Registrar	85
	Assistant District Registrar of Births, Deaths, &c., Hill End ...	20
	Crown Lands Agent, Hill End...	76
Macarthur The Hon. Sir William.	Trustee, Free Public Library	55
	Member of Exhibitions Commission...	40
Macarthur Rev. George Fairfowl.	Chaplain, Volunteer Corps	34
Macarthur Leslie W. A....	Clerk, Department of Justice, &c.	42
Macarthur George Fairfowl	Captain, King's School Cadet Corps, Volunteer Rifles	35
Macdonald John R. ...	Clerk, Lands Department	70
Macdonald Neil	Assistant Lithographic Engraver, Survey Office	73
Macdonald William ...	Clerk, Lands Department	70
Macfarlane John Alexander	Deputy Master's Clerk, &c., Branch Royal Mint, Sydney	16
Macfarlane Robert ...	Sheep Director, Wentworth	81
Macgillicuddy Robert ...	Electric Telegraph Construction Overseer	109
Macharg John	Licensed Surveyor	75
Machattie Richard ...	Vaccinator, Bathurst	28
Machattie Richard Randolph.	Licensed Surveyor	74
Macintosh John	Captain, Glebe Company, Volunteer Rifles	36
Mackay George	Clerk to Coroner, Sydney	46
Mackay Patrick	Trustee, Australian Museum	55
Mackay Lewis	Junior Operator, Telegraph Station, Orange	108
Mackay Alexander ...	Sheep Director, Young	81
Mackay C. B.	Sheep Director, Walgett	81
Mackay Donald	Sheep Director, Eden	79
Mackel Francis	Station-master, Electric Telegraph Branch, Mount Victoria, afterwards Campbelltown.	108, 106
Mackel Philip	Station-master, Electric Telegraph Branch, Wollongong	109
Mackeller Robert... ...	2nd Foreman of Works, Colonial Architect's Department	94
Mackenzie Henry F. ...	Junior Operator, Electric Telegraph Station, Richmond	108
Mackenzie Kenneth ...	District Engineer, Railway Department	90
Mackenzie John	Examiner of Coal Fields	84
Mackinlay Adam	3rd Lieutenant, Volunteer Artillery	35
Maclean Harold	Comptroller General of Prisons	24
	Member of the Government Asylums Board for the Infirm and Destitute.	33
Maclean Mordaunt Alister	Assistant Draftsman, Auction Branch, Survey Office	73
Maclean Mordaunt L. ...	Cadet, Department of Harbors and Rivers	95
Macleay William... ...	Trustee, Australian Museum	55
	Commissioner of Defence from Foreign Aggression	33
	Member of Exhibitions Commission	40
Macnevin Thomas Edwin..	Chief Clerk, Department of Justice, &c.	42
Macqueen Archibald ...	Acting Assistant Medical Officer, Hospital for the Insane, Gladesville	31
	Coroner, Cooma	46
Madden John Joseph ...	12th Clerk, Customs, Sydney	59
Madden P...	Bailiff, Wardens' Court, Wellington	87
Maddocks John Halford...	2nd Clerk and Cashier, Customs, Sydney	59

Names of Officers.	Office.	Page.
Maddrell Robert	Sheep Director, Braidwood	78
Magner Thomas	Road Superintendent	94
Maguire William H. ...	Station-master, Electric Telegraph Department, Albury	105
Maguire J. F.	Sheep Director, Balranald	78
Mailer Henry John ...	Junior Clerk, Council of Education	53
Mair James	Police Magistrate and Clerk of Petty Sessions, Menindee, afterwards Police Magistrate, Deniliquin.	50, 49
	Coroner, Menindee	47
	Visiting Justice, Gaol, Deniliquin	27
Maister Arthur Joseph ...	Sheep Inspector, Armidale	81
Maitland Adam	Licensed Surveyor	75
Maitland Duncan Mearns, junior.	Licensed Surveyor	74
Maitland D. M., senior ...	Licensed Surveyor	74
Makin H. Thomas ...	Assistant Clerk of Petty Sessions, Berrima	49
Makinson Joseph Francis..	Associate to Mr. Justice Faucett	42
Makinson Thomas Cooper.	Clerk to Committee of Management of the Roman Catholice Orphan School, Parramatta.	54
Mallarky Stephen ...	Draftsman, Government Printing Office	63
Malone Hugh	Junior Operator, Telegraph Station, Braidwood	106
Maloney Michael... ...	Operator, Electric Telegraph Department	104
Mann Gother Frederick ...	District Engineer, Railway Department	90
Mann Horace	Field Cadet, Roads Department	94
Mann John Frederick ...	Licensed Surveyor	74
Mann Edward Peter ...	Licensed Surveyor	74
Manners Edward... ...	Telegraph Station-master, Euston	107
Manning Henry	Clerk, Roads Department	93
Manning Sir William Montagu (Q.C.)	Examiner-in-Law, University of Sydney	114
Manning Frederic Norton (M.D.)	Medical Superintendent and Inspector of the Insane Gladesville ...	31
	Examiner in Medicine, University of Sydney	114
Mannix Lot	Operator, Electric Telegraph Branch, Tenterfield	109
Mansfield Gordon ...	Clerk, Occupation of Lands Department	77
Mansfield George Allen ...	Architect, Council of Education	53
Manson James Tait ...	Railway Station-master, Camberwell	92
Manton William A. ...	Electric Telegraph Construction Overseer	109
	Temporary Clerk, Lands Department	71
Manton Charles H. ...	Construction Overseer of Electric Telegraphs	110
Manton John A.	Forest Ranger, Occupation of Lands Department	77
Margules H.	Mining Registrar, M'Guigan's...	86
Markham E.	Bailiff, Warden's Court, Tingha	87
Marks Lyon J.	Copying Clerk, Railway Department	90
Marriott Edward... ...	Mining Registrar	86
	Warden's Clerk, Department of Mines	85
Marsden Charles G. Wilson	Vaccinator, Parkes	29
	Medical Officer, Parkes	31
Marsden Thomas... ...	Coroner, Laggan, Binda, &c.	46
Marsh John Milbourne ...	Water Police Magistrate	48
Marsh Frederick	Clerk of Petty Sessions, Wellington	51
	District Registrar of Births, Deaths, &c., Wellington	20
	Registrar of the District Court, Wellington	45
	Agent for the Sale of Crown Lands, Wellington	77
	Mining Registrar	86
Mart John T.	Telegraph Station-master, Wiseman's Ferry	109
Martens Conrad	Assistant Parliamentary Librarian	13
Martin George	Registrar of the District Court, Glen Innes	46
	District Registrar of Births, Deaths, &c., Wellingrove	20
	Police Magistrate and Clerk of Petty Sessions, Glen Innes... ...	49
	Crown Lands Agent, Glen Innes	76
Martin Sir James (Q.C.)...	Chief Justice	10
	Examiner-in-Law, University of Sydney	114
	Commissioner of Defence from Foreign Aggression	33
	President of Exhibitions Commission...	39
	Official Trustee, Australian Museum	55
Martin George	Junior Operator, Electric Telegraph Department	104
Martin John Benson ...	Clerk of Petty Sessions, Camden	49
	Agent for the Sale of Crown Lands, Camden...	76
	District Registrar of Births, Deaths, &c., Camden	19
Martin Henry	Operator, Electric Telegraph Department	104
Martin Rev. G.	Minister of the Wesleyan Methodist Church, Camden	114
Martyn Henry	Foreman of Stampers, Stamp Duties Office	59
Marum Thomas	Dispenser, Gaol, Sydney	30
Mason Kate	Matron, Gaol, Cooma	27
Mason Walter J.... ...	Line-repairer, Electric Telegraph Department, Gundagai	107
Mason William	Assistant Engineer-in-charge of Permanent Way and Works, Great Southern, &c., &c., Railways.	91
Mason Clayton Turner ...	Surveyor, Railway Department	91
Mason J. J.	Clerk to Shipping Master, Newcastle	64
Massey Charles	Sheep Director, Queanbeyan	80
Masters Edward	1st Lieutenant, No. 4 Battery, Volunteer Artillery	35
Mather Joseph	Master and Engineer of Steam Dredge "Hercules," afterwards "Vulcan."	96, 97
Mathews Robert Hamilton	Licensed Surveyor	74
Mathison George M'L. ...	Road Superintendent	94
Matthews Henry	Junior Operator, Electric Telegraph Branch, Burwood	105
Mattingly George ...	Railway Station-master, Waratah	92
Maunsell George	Police Magistrate and Clerk of Petty Sessions, Moama	50
	Agent for the Sale of Crown Lands, Moama	76
	Coroner, Moama...	47

Names of Officers.	Office.	Page.
Maxted Henry Edward ...	Clerk, Shipping Master's Office...	64
Maxwell Alexander Charles	Registrar of the District Court, Sydney	44
May William David ...	Clerk, Colonial Military Stores, &c.	64
May William	Water Bailiff, Marine Board	65
	Superintendent, Hornby Light House...	65
Maybury Cecil E. B. ...	Clerk of Petty Sessions, Bathurst	48
	Warden's Clerk, Mining Department	85
	Mining Registrar	86
	Clerk, General Post Office	101
Mayes Charles	Surveyor, Railway Department	91
Mayhew Ernest	Junior Operator, Electric Telegraph Department	104
Maynard John Charles ...	Inspector of Schools, Braidwood District	54
Maynard H. A.	Bailiff of Warden's Court, Bathurst	87
Meade William	Junior Operator, Telegraph Station, Rydal	108
Meads John	Bailiff, Government Domains, Sydney...	78
Meares Archibald Louis ...	Draftsman preparing References to County Maps, Survey Office ...	73
	Clerk, Survey Office	73
Meares John D.	Sub-Inspector of Police...	23
Meares Frederick Potter...	Extra Clerk, Central Police Office	47
Meares William Devenish.	Clerk of Petty Sessions, Central Police Office, Sydney, afterwards Police Magistrate, Mudgee.	47, 50
	Visiting Justice, Gaol, Mudgee	26
Medley John R.	Sub-Inspector of Police...	23
Meikle James W.... ...	Clerk, Treasury	58
Mein James Seton Veitch..	Commander and Superintendent of Nautical School Ship "Vernon"	22
Mein G. A.	Sheep Director, Balranald	78
Meldrum Robert William.	Licensed Surveyor	75
Meldrum James B. ...	Road Superintendent	94
Melrose George	Licensed Surveyor	75
Melville G.	Pilot, Newcastle	66
Menzies Andrew	Licensed Surveyor	75
Metcalfe Michael... ...	Bursar, St. Paul's College, Sydney	115
Meymott Frederick William	District Court Judge and Chairman of Quarter Sessions, Northern District.	45, 56
Middleton Cecil A. ...	Station-master, Electric Telegraph Branch, Wagga Wagga... ...	109
Middleton C. R.	Police Magistrate and Clerk of Petty Sessions, Raymond Terrace ...	51
	Crown Lands Agent, Raymond Terrace	76
Middleton George ...	Ensign, East Maitland Corps, Volunter Rifles	37
Miles J. J. R.	Temporary Clerk, Lands Department	71
Miles John R.	Booking Clerk, Electric Telegraph Department	104
Milford S. F. F.	Clerk, Lands Department	70
Milford Frederick ...	Member of the Medical Board...	28
Millard William	Lieutenant, Ulladulla Corps, Volunteer Rifles	36
Miller David	Clerk, Survey Office	73
Miller Edward G... } Miller John W. ... }	Booking Clerks, Electric Telegraph Department	104
Miller George	Chief Clerk, Council of Education Office	53
Miller Hugh	Road Superintendent	94
Miller W. T.	Sheep Director, Deniliquin	79
Milne John Snell... ...	Vaccinator, Wollombi	29
	Coroner, Wollombi	47
Milne Rev. James ...	Presbyterian Minister, Sydney (Paddington)...	114
	Presbyterian Chaplain to the Gaol, Sydney	24
Mitchell Henry Joseph Charles.	Licensed Surveyor	75
Mitchell James	Sheep Director, Albury...	78
Mitchell Thomas	Sheep Director, Albury	78
Mitchell Robert	Sheep Director, Narandera	80
Mitchell Richard Blunt ...	District Registrar of Births, Deaths, &c., Balranald...	19
	Police Magistrate and Clerk of Petty Sessions, Balranald	48
	Agent for the Sale of Crown Lands, Balranald	76
	Registrar of the District Court, Balranald	45
	Coroner, Balranald	46
Mitchell William... ...	Cadet, Colonial Architect's Department	95
Mitchell James	Clerk, Audit Office	21
Mitchelson Thomas ...	Inspector of Weights and Measures, Sydney...	23
Mockridge Robert ...	Sheep Director, Bourke	78
Moffit Sydney L.	Junior Clerk to Signal Master, South Head	67
Moffitt George J.... ...	Signal Master, Fort Phillip	67
Molesworth Robert A. ...	Sheep Director, Booligal	78
Monckton Frederick O'Dell	Clerk, Council of Education Office	53
Monday Arthur Wellesley	Registrar, Treasury	59
Monday Arthur Robert ...	Clerk, Railway Department	90
Mongan John	Member of the Mining Board...	86
Montefiore Jacob Levi ...	Member of Exhibitions Commission	40
	Representative Commissioner, Philadelphia Exhibition	40
Monteith Robert John ...	Gaoler, Wagga Wagga	26
Monteith Jane	Matron, Gaol, Wagga Wagga	26
Moodie Andrew	Railway Station-master, Homebush, afterwards Marulan	91, 92
Moon Ernest A.	Cadet, Naval Brigade	38
Moon John	Vaccinator, Sydney	28
Mooney John Joseph ...	Clerk, Money Order Office	103
Moore Charles	Director of the Botanic Gardens, &c.	78
	Member of Exhibitions Commission	40
Moore Rev. David ...	Presbyterian Minister, Windsor	114
Moore William Palmer ...	Lieutenant, St. Leonards Company, Volunteer Rifles	36
Moore Ashley E. M. ...	Draftsman, Department of Harbours, &c.	95
Moppett Thomas J. ...	Clerk, Audit Office	21

Names of Officers.	Office.	Page.
Morano F....	Bailiff, Warden's Court, Gundagai	87
More Hugh H.	Licensed Surveyor	75
Morell Gustave A. ...	Assistant Engineer for Roads	93
Morgan George	Clerk, Occupation of Lands Department	77
Morgan Allan Bradley ...	Vaccinator and Medical Officer, Wagga Wagga	29, 31
Morgan Charles	Sheep Director, Narrandera	80
Morgan Charles T. ...	Operator, Electric Telegraph Department	104
	Telegraph Station-master, West Maitland	107
Morgan Cosby William (M.D.)	Surgeon, Western Battalion, Volunter Rifles...	37
	Vaccinator, Bathurst	28
Moriarty Abram. Orpen ...	Captain, No. 5 Company, Volunteer Rifles	35
	Quartermaster, 1st Regiment, Volunteer Rifles	36
	Chief Clerk, Lands Department	70
Moriarty Merion H. ...	Assistant Engineer, Clarence River (Department of Harbours and River Navigation)	95
Moriarty Edward Orpen...	Engineer-in-Chief for Harbours and River Navigation	95
	Member of Public Works Tender Board	95
	Commissioner of Defence from Foreign Aggression	33
	Member of the Board for inspecting and maintaining the Supply of Colonial Warlike Stores	67
	Member of Sewage and Health Board...	39
Morisset Edric V. ...	Superintendent of Police	23
Morisset Rudolf Roxburgh	Police Magistrate, Menindie	50
	District Registrar of Births, Deaths, &c., Menindie	20
	Coroner, Menindie	47
	Crown Lands Agent, Mitchell	76
Morrice David	Sheep Director, Berrima	78
Morris John	Clerk of Petty Sessions, Cassilis	49
	Agent for the Sale of Crown Lands, Cassilis	76
	District Registrar of Births, Deaths, &c, Cassilis	19
	Mining Registrar	85
Morris Augustus	Executive Commissioner, Philadelphia Exhibition	40
Morris Henry	Clerk, Railway Department	93
	Railway Station-master, Fairfield, afterwards Penrith	91–92
Morris John Humphrey...	Captain No. 6 Company, Volunteer Rifles	36
Morris Charles	Railway Station-master, Picton	91
Morris John Thomas ...	Vaccinator, Cassilis	28
Morrow Maria	Infant Teacher, Protestant Orphan School, Parramatta	54
Morse William	Railway Station-master, Hexham	92
Morson Alexander Kinnear.	Vaccinator, Paterson, and East and West Maitland...	29
	Honorary Assistant Surgeon, West Maitland Corps, Volunteer Rifles	38
Mort Thomas Sutcliffe ...	Member of Exhibitions Commission	40
Morton Selby Mars ...	Government Medical Officer, Goulburn	30
	Vaccinator, Goulburn	29
	Visiting Surgeon to the Gaol, Goulburn	30
Morton Andrew	Coroner, Queanbeyan	47
Morton John	Vaccinator, Goulburn	29
Mosely J.	Sheep Director, Narrabri	80
Moulder William Nathaniel	Ensign, Orange Corps, Volunteer Rifles	37
Mountain Adrian C. ...	Surveyor, Railway Department...	91
Mowle Stewart Marjoribanks.	1st Clerk, Legislative Council	12
Mowle Aubrey Murray Palmer.	3rd Clerk, Insolvency Court Department	43
Moyse Vickers	Postal Inspector	102
Moyes Walter	Clerk, Money Order Office	103
	Ledger Keeper, Government Savings Bank	110
Muddle William Shirley...	Clerk, Registrar General's Office	18
Muddle Charles John ...	Deputy Registrar General	18
Mudie George Alexander	Draftsman, Occupation of Lands Department	77
Muir John	Pilot, Manning River	66
Muir John	Railway Station-master, Blue Mountains	92
Muir James E.	Junior Operator, Telegraph Station, Blue Mountains	106
Muller Charles	Member of the Medical Board...	28
Muller Woolfgang ...	Draftsman, 3rd Class, Survey Office	72
Mullhall George	Light-keeper, Barranjuey	66
Mulholland Wesley Powell	Lieutenant, Glebe Company Volunteer Rifles...	36
Mulligan Edward J. ...	Junior Operator, Electric Telegraph Department, Penrith	108
	Telegraph Station-master, Ulladulla	109
Mulligan William... ...	Telegraph Operator, Bathurst	106
Munn Armstrong L. ...	Operator, Telegraph Station, Merimbula	107
Munro Robert	Clerk, Council of Education Office	53
Muraire Rev. Zephirin F.	Roman Catholic Chaplain, Hospital for the Insane, Gladesville ...	31
Murdock George B. ...	District Engineer, Railway Department	90
Murdock Henry	Clerk, General Post Office	100
Murdock David	Clerk, Department of Distilleries and Sugar Refineries	62
Murphy Charles J. ...	Operator, Electric Telegraph Department	104
Murphy Stephen	Clerk, Gaol, Parramatta, afterwards Schoolmaster, Gaol, Sydney ...	24
Murray Patrick	Road Superintendent	94
Murray Pembroke Lathrop	2nd Lieutenant, Volunteer Artillery	35
Murray John Henry ...	Inspector of Schools, Yass District	54
Murray Richard Lennox...	Licensed Surveyor	75
Murray G. A.	Sheep Director, Walgett	81
Murray Charles Edward Robertson.	Crown Prosecutor, South Western District	56
	Acting Crown Prosecutor, Northern District...	56
Musgrave Richard ...	Junior Operator, Telegraph Station, Gabo Island	107
Myhill John Richardson...	Harbour Master, Sydney	65
Mylecharane William.....	Licensed Surveyor	74
Myles Charles Henry ...	Captain, No. 8 Battery, Volunteer Artillery	35

Names of Officers.	Office.	Page.
N		
Nardin Ernest Anthony ...	Road Superintendent	94
Nash Rev. J. J.	Minister of the Church of England, Murrurundi	112
Nash William Henry ...	Licensed Surveyor	75
Nathan Temple Frederick Sinclair.	Under Sheriff	43
Nathan Robert Allwood ...	Captain, No. 11 Battery Volunteer Artillery...	35
Naton James	Member of Exhibitions Commission	40
Nealds Charles J.	Telegraph Operator, Windsor	109
Neale John Thomas ...	Clerk, Colonial Architect's Department	95
Neale Nathaniel	Clerk, Treasury	58
Neale Nathaniel	15th Landing Waiter, Customs, Sydney	60
Neale J. R.	Assistant Cashier, Railway Department	90
Neale Thomas Henry ...	Police Magistrate, &c., Hartley	50
	Crown Lands Agent, Hartley	76
	Mining Registrar, Hartley	85
	Registrar of the District Court, Hartley	44
	Coroner, Hartley	46
Neale John G.	Clerk, Lands Department	70
Neale George J.	Temporary Clerk, Lands Department...	71
Neale Charles Alfred ...	Clerk, Railway Office	93
Neate John Richard ...	Wardens' Clerk, afterwards Clerk Department of Mines	85, 84
	Mining Registrar, Young	86
Neate Charles Edward ...	Clerk, Lands Department	70
Neild Frederick R. ...	Clerk and Cashier, Railway Department, Newcastle...	92
Neild John R.	Clerk, Railway Department	93
Neill John Lander ...	Licensed Surveyor	75
Neitenstein Frederick William.	Mate and Clerk, Nautical School Ship "Vernon"	22
Nelson John	Operator, Electric Telegraph Station, Albury...	105
Nelson Arvid	Draftsman, Department of Mines	84
Nelson Carl Johan ...	Writing Master, Sydney Grammar School	115
Nepean Molyneux H. D.	Clerk, Lands Department	70
Nesbitt John, junior ...	Operator, Electric Telegraph Department	104
Nesbitt William B. ...	Junior Operator, Telegraph Station, Singleton	108
Nesbitt John	Station-master, Electric Telegraph Branch, Singleton	108
Nesham Thomas Peere Williams (R.N.)	Commissioner of Defence from Foreign Aggression	33
Nettleton Sydney Whiteford.	Pay and Quartermaster's Clerk, Permanent and Volunteer Military Forces.	33
Newbery W.	District Registrar of Births, Deaths, &c., Sofala	20
Newberry William ...	Telegraph Station-master, Sofala	108
Newbury Benjamin ...	District Registrar of Births, Deaths, &c., Paterson	20
Newcombe Henry Charles Edwin.	Compiler of General Statistics, Registrar General's Office	18
Newcombe William ...	Receiver, Treasury	58
	Agent for the Church and School Estates	82
Newcombe Albert, junr. ...	Assistant Draftsman, Land Titles Branch (Registrar General's Department)	18
Newman Rev. Patrick ...	Minister of the Roman Catholic Church, Cooma	113
Newman Thomas E. L. ...	Clerk, Lands Department	70
Newman Charles Alfred ...	District Registrar of Births, Deaths, &c., Newtown...	19
Newman Edward... ...	Foreman of Ordnance Stores	64
Newton Joseph	Foreman of Machinery, and Engineer, Branch Royal Mint, Sydney	16
Newton Henry	Assistant Pilot, Newcastle	66
Nicholl Thomas W. ...	First Clerk, Pay Branch, Treasury	58
Nicholls Thomas (J.P.) ...	Coroner, Port Stephens...	47
Nicholson Charles Lindsay	Coroner, Berrima	46
Nickson John Horatio ...	Ensign, No. 6 Company Volunteer Rifles	37
Nightingale Charles ...	Accountant, General Post Office	100
Nihill Pierce	Sub-Collector of Customs, Corowa	61
Nihill Mary	Infant Teacher, Roman Catholic Orphan School, Parramatta ...	54
Nisbet John Hyde ...	Clerk of Petty Sessions, Molong	50
	Registrar of the District Court, Molong	45
	District Registrar of Births, Deaths, &c., Molong	20
	Crown Lands Agent, Molong	76
Nixon Frederick	1st Lieutenant, No. 8 Battery, Volunteer Artillery	35
Noake J.	Bailiff, Wardens' Court, Parkes	87
Nobbs John	Ensign, South Sydney Company, Volunteer Rifles	37
Nolan Michael	Locker, Customs, Bourke	62
Nolan James Matthew ...	Surgeon, Volunteer Artillery	35
North J. H.	Temporary Clerk, Lands Department...	71
North Edward J. C. ...	District Registrar of Births, Deaths, &c., Carcoar	19
	Clerk of Petty Sessions, Carcoar	49
	Registrar of the District Court, Carcoar	45
	Warden, Mining Department	85
	Agent for the Sale of Crown Lands, Carcoar...	76
North Henrietta	Perforator, Electric Telegraph Department	105
Norton James	Trustee, Australian Museum	55
Norton John Oxley ...	Police Magistrate, Dubbo	49
Noyes Alfred William Finch	Vaccinator, Deniliquin	28
	Coroner, Deniliquin	46
	Government Medical Officer, Deniliquin	30
	Visiting Surgeon, Gaol, Deniliquin	30
Nunn Joshua Walter ...	Station-master, Electric Telegraph Branch, Gunnedah	107

Names of Officers.	Office.	Page.
O		
O'Brien M.	Bailiff, Wardens' Court, Tenterfield	87
O'Brien John	Wardens' Clerk, &c., Rockley	86
O'Brien Edward	Assistant Librarian, Free Public Library	55
O'Brien Edward	Vaccinator, Rockley	29
O'Brien Thomas Ormond..	Associate to Mr. Justice Hargrave	42
O'Brien Rev. Edward ...	Minister of the Roman Catholic Church, Araluen, Braidwood ...	113
	Roman Catholic Chaplain to Gaol, Cooma	27
O'Byrne Gerald	Inspector of Schools, Mudgee District...	54
O'Connell Rev. Daniel V.M	Minister of the Roman Catholic Church, Wollongong	113
O'Connell John	Vaccinator and Medical Officer, Hill End	29, 31
O'Connell Daniel	Copying Clerk, Railway Department	90
O'Connor Henry Arthur Davies.	Licensed Surveyor	75
O'Connor Patrick... ...	Clerk, General Post Office	102
O'Connor Morgan ...	Medical Officer, Binalong and Burrowa	30
O'Donnell George ...	Clerk, Stores Department	62
O'Donnell John	Sub-Collector of Customs, Euston	61
O'Dwyer Athanasius Thomas.	Roman Catholic Chaplain, Gaol, Goulburn	25
O'Dwyer Edmund ...	Clerk, Occupation of Lands Department	77
O'Farrell Rev. Peter ...	Minister of the Roman Catholic Church, Kelso, Bathurst... ...	113
O'Farrell Rev. Patrick ...	Minister of the Roman Catholic Church, St. Leonards	113
O'Grady Michael... ...	Boys' Teacher, Roman Catholic Orphan School	54
O'Neill Neil C.	Clerk, General Post Office	100
O'Reilly Rev. Thomas ...	Minister of the Church of England, Sydney	112
O'Rourke Martin... ...	Junior Operator, Electric Telegraph Branch, Petersham	105
O'Shea Michael	Drill-master, Roman Catholic Orphan School, Parramatta	54
Oakes George	Member of Exhibitions Commission	40
	Representative Commissioner, Philadelphia Exhibition	40
Oakes Walter L.	Clerk, Railway Department	93
Oatley Frederick	Inspector, Glebe Island Abattoir	67
Oatley James N., junior ...	Book-keeper, Treasury	58
Oatley William R. ...	Cadet, Naval Brigade	38
Oatley Edwin Ernest Allen	Clerk, Treasury	58
Oatley Robert C.	Temporary Clerk, Lands Department	71
Oatley William Kelsey ...	Clerk, Department of Harbours and Rivers	95, 96
Officer W....	Sheep Director, Deniliquin	79
Officer S. H.	Sheep Director, Balranald	78
Oliver Henry T. J. ...	Temporary Clerk, Lands Department	71
Oliver Alexander	Examiner of Land Titles, Registrar General's Office	18
	Registrar of Friendly Societies	39
Oliver Thomas Jewel ...	Clerk, Occupation of Lands Department	77
Oliver Charles Nicholson Jewel.	Clerk, Lands Department	70
Olson John P.	Station-master, Electric Telegraph Branch, Grenfell	107
Onslow Captain	Trustee, Australian Museum	55
Oram Rev. Joseph ...	Minister of the Wesleyan Methodist Church, Maitland	114
Oram John George ...	Clerk, Roads Department	93
Ord Charles A.	Clerk, General Post Office	101
Ormiston James Edward...	Clerk, Colonial Secretary's Office	18
Ormiston Charles Sydney	Clerk, Government Printing Office	63
Ormiston Robert Henry...	Clerk, Lands Department	70
Ormsby Arthur Irwin ...	1st Landing-waiter, Customs, Sydney	60
Orr James	Engineer and Master of the Steam-dredge "Titan"	98
Orr William	Licensed Surveyor	75
Orridge John W.... ...	Superintendent of Police	23
Osborne James	Sheep Director, Gundagai	79
Osborne F. S.	Wardens' Clerk, Department of Mines	85
	Mining Registrar, Forbes	86
Overmeyer John	Clerk, General Post Office	102
Owen William	Commissioner of the Court of Claims...	82
	Member of the Board of Visitors to Lunatic Asylums	32
Owen William	Official Postmaster, St. Leonards	102
Owen Percy	Captain, Wollongong Corps, Volunteer Rifles	36
Owen Honorable Robert...	Trustee, Free Public Library	55
P		
Packer Goodwin Robert ...	2nd Class Draftsman, Survey Office	72
Padman Samuel J. ...	Line Repairer, Electric Telegraph Branch, Wagga Wagga	109
Page James	Registrar of the District Court, Grafton	45
Palmer Edward (J.P.) ...	Coroner, Camden	46
Palmer Thomas Wellington	Sheep Director, Port Macquarie	80
	Coroner, Port Macquarie	47
Palmer James Alfred ...	Licensed Surveyor	75
Palmer James Hugh ...	Shorthand Writer, Legislative Assembly	13
Palmer Rev. H. A. ...	Minister of the Church of England, Windsor	112
Palmer Edward G. W. ...	Acting Secretary, Melbourne and Philadelphia Exhibitions Commission.	40
Palmer Benjamin... ...	Member of Sewage and Health Board	39
	Member of Exhibitions Commission	40

Names of Officers.	Office.	Page.
Palmer Herbert	Assistant Engineer in charge of Trial Surveys, Railway Department	90
Park Archibald John ...	Licensed Surveyor	75
Parke John	Junior Operator, Telegraph Station, Wollongong	109
Parker William	District Registrar of Births, Deaths, &c., Balmain	19
Parker Thomas S.... ...	Sheep Director, Condobolin	78
Parker John	First Clerk, Shipping Master's Office, Sydney	64
Parker William Fox ...	Clerk of Petty Sessions, Grenfell	50
	Assistant District Registrar of Births, Deaths, &c., Grenfell ...	19
	Crown Lands Agent, Grenfell	76
	Registrar of the District Court, Grenfell	45
	Mining Registrar, Grenfell	85
Parkes Thomas	Clerk, Traffic Audit Branch, Railway Department	93
Parkes Henry	Colonial Secretary	10
Parnell Edward Arthur ...	Clerk, Registrar General's Office	19
Parrott Thomas Samuel ...	2nd Lieutenant, Engineer Corps, Volunteer Rifles	37
	Assistant Draftsman and Computer, Survey Office	73
Parsons William	Operator, Electric Telegraph Branch, Tenterfield	109
Parsons Edward	Jnnior Operator, Electric Telegraph Station, Tamworth	108
Parsons Thomas	Government Medical Officer, Port Macquarie	31
	Vaccinator, Port Macquarie	29
Parsons John	Junior Operator, Electric Telegraph Department	104
Paschen Oscar Charles Otto	18th Landing Waiter, Customs, Sydney	60
Pass Samuel	Railway Station-master, Rooty Hill, afterwards Kelso	92
Passmore William Richard Templeman.	3rd Landing-waiter, Customs, Sydney...	60
Patison Alexander L. ...	Road Superintendent	94
Paton Alexander Sinclair...	Ordnance Storekeeper and Barrack-master, Colonial Military Stores and Gunpowder Magazines.	64
	Member of the Board for inspecting and maintaining the Supply of Colonial Warlike Stores.	67
Paton John	Gaoler, Deniliquin	27
Paton Amelia M. C. ...	Matron, Gaol, Deniliquin	27
Patterson Edward ...	Clerk, Lands Department	70
Patterson Robert	Sheep Director, Deniliquin	79
Pattison George John ...	Surgeon, Volunteer Rifles	37
Paul Alfred	Captain, Bathurst Corps, Volunteer Rifles	36
Paull Charles	Goods Foreman, Railway Station, Sydney	92
Payten Martha L. ...	Perforator, Telegraph Station, Albury	105
Payten Charles Newton ...	3rd Clerk, Water Police Office	48
Payten William Henry ...	Clerk, Roads Department	93
Peacock George	Mate, Pilot Steamer "Thetis"	66
Pearce John (L.R.C.S.I.)...	Honorary Assistant Surgeon, East Maitland Corps, Volunteer Rifles	38
Pearce Joseph Ede ...	Police Magistrate, Hay	50
	Coroner, Hay	46
	District Registrar of Births, Deaths, &c., Hay	19
Pears J. M.	Licensed Surveyor	75
Pearse Thomas Warwick...	Coroner, Paterson and Maitland	47
Pearson Robert Mead ...	Principal Draftsman and Surveyor, Registrar General's Office (Land Titles Branch).	18
Pearson James	Clerk, Audit Office	21
	Sub-Accountant and Transfer Clerk, Treasury	58
Peattie James	Draftsman, Colonial Architect's Department	94
Pechey Alfred John ...	Licensed Surveyor	75
Pegus Ellen	Junior Operator, Telegraph Station, South Creek	108
Pegus Arthur Hood ...	Landing-waiter, Clarence River Heads	61
Pegus Emma H.	Junior Operator, Telegraph Station, Clarence River Heads... ...	106
Peisley W. H.	Sheep Director, Picton	80
Pell Morris Birkbeck (B.A.)	Professor of Mathematics, University of Sydney	114
	Chairman of Sewage and Health Board	39
Pendleton William L. ...	Wharfinger, Newcastle (Railway Department)	92
Pennington William George	Secretary to the Commissioners of the Court of Claims	82
Penzer Joseph	Sheep Director, Dubbo	79
Perrott Robert Issell ...	Registrar of the District Court, Port Macquarie	45
	Clerk of Petty Sessions, Port Macquarie	50
	District Registrar of Births, &c., Port Macquarie	20
	Visiting Justice, Gaol, Port Macquarie	26
	Crown Lands Agent, Port Macquarie	76
Perrott T. M.	Clerk and Time-keeper, Department of Harbours and Rivers ...	96
Perry John	Assistant Master, Sydney Grammar School	115
Perry F. G.	Clerk of Petty Sessions, Bendemeer	49
Perry Michael	Vaccinator and Medical Officer, Yass	29, 31
	Visiting Surgeon, Gaol, Yass	30
Pescud John	District Registrar of Births, Deaths, &c., M'Donald River	20
Petre Rev. A.	Secretary, St. John's College	115
Peyton Stanley Lees ...	2nd Class Draftsman, Survey Office	72
Phelan Rev. James ...	Minister of the Roman Catholic Church, Hartley	113
Phelan Thomas	Telegraph Station-master, Clarence Town	106
Phelan John E.	Junior Operator, Electric Telegraph Station, Pilliga	108
Phelps Joseph James ...	Representative Commissioner, Philadelphia Exhibition	40
Philben George	Road Superintendent	94
Phillips Charles Edward...	Clerk, Lands Department	70
Phillips Henry	Captain, Paddington and Surry Hills Company, Volunter Rifles ...	35
Phillips John	Licensed Surveyor	75
Pickburn Thomas James...	Vaccinator, Shoalhaven and Walcha	29
	Medical Officer, Walcha	31
	Coroner, Walcha	47
Pidding Thomas S. ...	Electric Telegraph Construction Overseer	109, 110
Pierce Robert James ...	Vaccinator, West Maitland	29

Names of Officers.	Office.	Page.
Pinhey Charles Hart Townley.	Examiner of Accounts, Treasury	58
Pirie William	Sheep Director, Narrabri	80
Pitt George Matcham, jun.	Licensed Surveyor	75
Plummer William Charles	Schoolmaster, Nautical School Ship "Vernon"	22
Plunkett Gerald	Junior Operator, Telegraph Station, Richmond	108
Plunkett William Edmond	Under Secretary, Department of Justice and Public Instruction ...	42
Polding Most Rev. John Bede (D.D.)	Archbishop of the Roman Catholic Church	113
Pollard John	Assistant Instrument Fitter, Electric Telegraph Department ...	105
Poole Mary K.	Perforator, Telegraph Station, Albury	105
Poole W. F.	Mining Registrar, &c., Dalmorton	85
Pope Charles Chatfield ...	6th Clerk, Customs, Sydney	59
Pope George Miller ...	District Registrar of Births, Deaths, &c., Ryde	20
	Clerk of Petty Sessions, Ryde	51
Porter Andrew	Clerk, General Post Office	100
Portus Alexander B. ...	Engineer and Master of the Steam Dredge "Hunter," afterwards "Newcastle."	96, 98
Portus John	Clerk, Department of Harbours and River Navigation	95
Potter Charles William ...	Licensed Surveyor	75
Potter Alfred R.	Cadet, Roads Department	94
Potter Charles	Superintendent of the Government Printing Office	62
Powell James	Member of Exhibitions Commission	40
Powell Henry Watson ...	Clerk, Department of Mines	84
Powell William	Junior Operator, Telegraph Station, Palmer's Island	108
Powell David	Pilot, Newcastle	66
Pownall William	Clerk, Treasury	58
Pratt Edward	Mathematical Master, Sydney Grammar School	115
Pratt Eustace Henry Lever	Vaccinator, Forbes	29
	Government Medical Officer, Forbes	30
Pretious Albert Owen ...	Officer in Charge, Occupation of Lands Department	77
Priddle Rev. Charles F.D..	Minister of the Church of England, Liverpool	112
Priest J.	Superintendent of Lighthouse, Port Stephens	66
	Telegraph Operator, Port Stephens	67
Primrose Edwin C. ...	Temporary Clerk, Department of Mines	84
Primrose Charles Herman Burton.	Clerk, Survey Office	73
Pring John	Sheep Director, Young	81
Pringle Annie Oakes ...	Matron of the Protestant Orphan School, Parramatta	54
Prior Michael	Clerk and Storkeeper, Industrial and Reformatory Schools ...	22
Proctor Rev. Edmond B....	Minister of the Church of England, Bungonia	113
Prothero William ...	Line Repairer, Telegraph Station, Grafton	107
Prott Charles W.... ...	Telegraph Station-master, Mount Victoria	108
Punch Stephen	Clerk, Registrar General's Office	18
	Clerk, Lands Department	70
Purchase James	Probationary Clerk, Colonial Architect's Department	95
Purdie Robert	Vaccinator, Grafton	29
Pym Richard E., R.N. ...	Examiner in Navigation and Pilotage, Marine Board	65
Q		
Quaife Frederick Harrison	Vaccinator, Woollahra	28
	Secretary to Medical Board	28
Quinn Right Rev. Dr. ...	Roman Catholic Chaplain, Gaol, Bathurst	25
Quirk Thomas	Station-master, Electric Telegraph Branch, Grafton...	107
Quirk Rev. J. N.	Minister of the Roman Catholic Church, Newtown	113
Quodling William Henry..	Chief Clerk, Railway Department (Engineer-in-Chief's Branch) ...	90
Quodling John	Station-master, Electric Telegraph Branch, Tenterfield, afterwards Bathurst.	109, 106
Quodling Henry	District Engineer, Railway Department	90
R		
Rae George	Junior Operator, Electric Telegraph Department	104
Rae Frederick George ...	Cadet, Roads Department	93
Rae William Allwood ...	Licensed Surveyor	75
Rae John	Under Secretary for Public Works and Commissioner for Railways..	90
	Member of Public Works Tender Board	95
Rainsford John	Clerk, Department of Justice, &c.	42
Rainsford Charles Davis ...	Clerk, Department of Justice, &c.	42
Rainsford Persse	3rd Clerk, Equity Office	42
Raleigh Hiram	Telegraph Line Repairer, Pilliga	108
Ramsay Wilson	Vaccinator, Gulgong	29
	Medical Officer, Gulgong	30
Ramsay Edward P. ...	Curator, Australian Museum	55
Ramsay Ross	Sheep Director, Corowa...	79
Ramsden Richard ...	Probationary Clerk, Roads Department	93
Rankin Maria	Matron, Gaol, Deniliquin, afterwards Cooma	27
Rankin Thomas	Gaoler, Deniliquin, afterwards Cooma	27
Rankin Angus	Sheep Director, Gundagai	79
Raper William	Station-master, Electric Telegraph Branch, Hill End...	107
Ray Edgar H.	Clerk, Department of Mines	84
	Cadet, Naval Brigade	38
Raymond Robert Peel ...	Major Commanding 1st Regiment, afterwards Lt.-Col. Commanding 1st Regiment, Volunteer Rifles.	35
Raymond George Rochefort	Cadet, Naval Brigade	38
	Clerk, Occupation of Lands Department	77

Names of Officers.	Office.	Page.
Rayner E. B.	Clerk of Petty Sessions, Gunning	50
	Mining Registrar, Gunning	85
Read George	Clerk, General Post Office	101
Read James Alexander ...	2nd Clerk of the Supreme Court	42
Read John Cecil	Principal Gaoler, Darlinghurst, Sydney	24
Read William	Station-master, Electric Telegraph Branch, Merriwa	107
Read Reginald Bligh ...	Member of Sewage and Health Board...	39
Read George	Superintendent of Police	23
Read William Vero ...	Traffic Auditor, Railway Department	93
Readett William Harvey...	Licensed Surveyor	75
Redgrave Charles Alfred Hurst.	7th Clerk, Central Police Office	47
Redshaw J.	Crown Lands Agent, Liverpool	76
Reece James David ...	3rd Class Draftsman, Survey Office	72
Reeve Henry	Chief Clerk, Money Order Office	103
	Cashier, Government Savings' Bank	110
Reeve Joseph	Gunnery Instructor, Naval Brigade, Sydney	38
Reeve Edward	Curator of Museum, University of Sydney	114
	Coroner, Brisbane Water	46
	Police Magistrate, Gosford	49
Reeve Edwin H.	Printer, Stamp Branch, Government Printing Office	63
Reid George A.	Station-master, Electric Telegraph Branch, Gulgong	107
Reid George Houstoun ...	Clerk of Correspondence, Treasury	58
Reid Samuel Cameron ...	Clerk, Shipping Master's Office	64
Reid Clunes Gordon ...	Inspector of Distilleries	62
Reilly James Joseph ...	Clerk, Department of Justice, &c.	42
Relph Charles Campbell...	Clerk, Agent General's Office, London	39
Remington John Cochrane	2nd Lieutenant, Volunteer Artillery	35
Rennie Edward Alexander	Inspector of Accounts, Audit Office	21
Rennie Charles Edward ...	3rd Class Draftsman, Survey Office	72
Rennie Edward Henry ...	Assistant Master, Sydney Grammar School	115
Renwick Arthur	Examiner in Medicine, University of Sydney	114
	Member of the Medical Board	28
Rich Rev. Charles H. ...	Church of England Chaplain, Gaol, Darlinghurst, Sydney	24
Rich Hubert Plunkett ...	Clerk, Department of Lands	70
Rich Henry Ludlow Osborne.	Clerk, Department of Lands	70
Rich Horace Plunkett ...	3rd Class Draftsman, Survey Office	72
Richards Thomas... ...	Government Printer and Inspector of Postage Stamps	62
	Major, 1st Regiment, Volunteer Rifles	35
Richards Thomas William Morgan.	Clerk, Council of Education Office	53
Richards James Byrn ...	Agent for the Sale of Crown Lands, Bathurst	76
Richards William Nicholas	Vaccinator, Inverell	29
Richards Thomas Morton	Coroner, Shoalhaven	47
Richardson Alexander ...	Storekeeper, Railway Department	93
Richardson Ralph ...	Electric Telegraph Construction Overseer	109, 110
Richardson William Lyle..	Sub-Collector of Customs, Wentworth	61
	Coroner, Wentworth	47
	District Registrar of Births, Deaths, &c., Wentworth	20
	Registrar of the District Court, Wentworth	45
	Police Magistrate, &c., Wentworth	51
	Crown Lands Agent, Wentworth	77
Richardson W. W. ...	Sheep Director. Cannonba	79
Richardson John S. ...	Clerk, General Post Office	102
Richardson Harry ...	1st Clerk, Traffic Manager's Office, Railway Department	91
Richardson John Soame (Lt.-Col.)	Commandant of the Permanent and Volunteer Military Forces ...	33
	Commissioner of Defence from Foreign Aggression	33
	President of the Board for inspecting and maintaining the Supply of Colonial Warlike Stores.	67
Richmond J.	Sheep Director, Corowa...	79
Ridley William, junior ...	Clerk, Registrar General's Office	18
Ridley Frederick William	Sheep Inspector, Warialda	82
Rigaut Paul	Licensed Surveyor	75
Rigg Thomas	Clerk, General Post Office	101
Rigney Rev. J. J.... ...	Minister of the Roman Catholic Church, Camden	113
	Roman Catholic Chaplain, Lunatic Asylum, Parramatta	32
Riley W. B.	Clerk, Railway Department	93
Riley Valentine Blomfield	Licensed Surveyor	75
Ring Wallace A.	Clerk, General Post Office	100
Ring William W... ...	Clerk, General Post Office	102
Roberts Charles F. ...	Secretary to the Colonial Agent General in London	39
Roberts Alfred	Member of the Board of Visitors to Lunatic Asylums	32
	Trustee, Australian Museum	55
	Examiner in Medicine, University of Sydney	114
Roberts George J. ...	Railway Station-master, Mittagong, afterwards Goulburn	92
	Telegraph Station-master, Nattai	108
Roberts Henry Lewis ...	Clerk, Treasury	58
Roberts Thomas	Sub-Inspector of Police...	23
Roberts James	Extra Clerk, Occupation of Lands Office	77
Robertson Allan	Second Printer, Stamp Branch, Government Printing Office ...	63
Robertson John	Colonial Secretary	10
	Official Trustee, Australian Museum	55
Robertson R. R. C. ...	Sheep Director, Glen Innes	79
Robertson Angus... ...	Sheep Director, Urana	81
Robertson James John ...	Licensed Surveyor	75
Robertson William ...	5th Locker, Customs, Sydney	60
Robertson Henry... ...	Land Valuer, Railway Department	90

Names of Officers.	Office.	Page.
Robertson James John ...	Railway Station-master, Muswellbrook	92
Robertson Harry Oswald...	Clerk, Lands Department	70
Robertson Louis	Draftsman, Colonial Architect's Department...	94
Robertson Richard Windeyer.	Clerk of Select Committees, Legislative Assembly	13
Robertson W. Graham ...	Lieutenant, Wollongong Corps, Volunteer Rifles	37
Robertson William Foxton	Registrar of the District Court, Braidwood	44
	Mining Registrar	85
	Clerk of Petty Sessions, Braidwood	48
	Crown Lands Agent, Braidwood	76
	Assistant Clerk of Petty Sessions, Goulburn...	49
Robins Philpot John C. ...	Captain, Penrith Corps, Volunteer Rifles	35
Robins Alfred G.... ...	Station-master, Electric Telegraph Branch, Armidale	105
Robins Charles J. ...	Station-master, Telegraph Office, Brewarrina...	106
Robinson Charles... ...	Secretary to Representative and Executive Commissioners, Philadelphia Exhibition.	40
	Secretary to Exhibitions Commission	40
Robinson Charles... ...	Secretary, Australian Museum...	55
Robinson Samuel... ...	Description Writer, Survey Office	73
Robinson Samuel... ...	Clerk of Petty Sessions, Cooma	49
	Registrar of the District Court, Cooma	44
	Warden, Department of Mines	85
Robinson Sir Hercules George Robert, G.C.M.G.	Governor and Commander-in-Chief	10
Robinson William ...	Accountant and Chief Clerk, Office of Agent General for the Colony	39
Robinson C. J.	Registrar of Gauges, Nepean River, Department of Harbours, &c.	96
Robinson Robert Clark ...	Visiting Surgeon, Gaol, Wagga Wagga	30
Robinson Frederick Thomas.	District Registrar of Births, Deaths, &c., Patrick's Plains	20
Robinson George Jocelin	Clerk, Brands Office	82
Robinson John Gordon Smith.	3rd Class Draftsman, Survey Office	72
Robinson George Cayley...	3rd Class Draftsman, Survey Office	72
Robinson George... ...	Assistant District Registrar of Births, Deaths, &c., Nambucca River	20
Robinson Henry	Electric Telegraph Operator	104
Robson M. E.	Pilot in charge of Moorings, Jerringong	67
Robson John	Superintendent, Light-ship "Bramble"	66
Roche Rev. James Paul ...	Minister of the Roman Catholic Church, Campbelltown	113
Rodd Clement Tremaine...	Custodian of Plans, Survey Office	73
Rodgers Thomas	Foreman of Magazine, Goat Island	64
Rodgerson W. C.... ...	Mining Registrar, Glen Innes	85
Rogers Francis Edward ...	Crown Prosecutor, Metropolitan and Coast District (other places than Sydney).	56
Rogers Robert	Second Assistant Parliamentary Librarian	13
Rogers Rev. Edward ...	Minister of the Church of England, Sydney...	112
	Church of England Chaplain, Permanent Military Force	34
Rolleston Christopher ...	Auditor General...	10
	Chairman of the Government Asylums Board for the Infirm and Destitute.	33
	Member of Exhibitions Commission	40
	Official Trustee, Australian Museum	55
Roman Henry	Member of the Mining Board	86
Ronald Rowand	Licensed Surveyor	75
Ronald William Murdock	Sheep Director, Coonabarabran	79
Rooke Frederick Charles...	Clerk, Treasury	58
Roper John	Sheep Inspector, Merriwa	82
Rorison James	Engineer and Master of the Steam Dredge "Fitzroy"	98
Rorison J....	Engineer Surveyor, Macleay River	65
Rose Henry	Official Postmaster, Parramatta	103
Rose Alfred Cyrus Spencer	Police Magistrate, Gundagai	49
	Registrar of the District Court, Gundagai	45
	Coroner, Gundagai	46
Rose D. M.	Sheep Director, Walgett	81
Ross James H. ... } Ross Harry H. ... }	Clerks, General Post Office	101
Ross Rev. Duncan ...	Presbyterian Minister, Muswellbrook	114
Ross Andrew (M.D.) ...	Vaccinator, Molong	29
	Medical Officer, Molong	31
Rossbach John Adolf ...	Cadet, Department of Harbours, &c.	95
Rossi Francis Robert Louis	Sheep Director, Goulburn	79
	Registrar of the District Court, Goulburn	44
Rothery William Montague	Sheep Director, Carcoar	79
Rotton Henry	Sheep Director, Bathurst	78
Rouse George	Sheep Director, Mudgee	80
Row John	Clerk, Office of Inspector of Distilleries	62
Row William Rooke ...	Audit Clerk, Railway Department	93
Rowe Percy	Junior Operator, Telegraph Station, Berrima	106
Rowe Thomas	Captain, Engineer Corps, Volunteer Rifles	36
Rowland Marian	House Matron, Industrial School for Girls	22
Rowlands William ...	Telegraph Station-master, Bundarra	106
Rowlands George... ...	Sheep Inspector, Carcoar	81
Rowley Arthur William...	Cadet, Public Works Office	90
Rowley Douglas Horsley...	Clerk and Schoolmaster, Gaol, Port Macquarie, afterwards Clerk, Gaol, Parramatta.	26, 24
Rowling Robert Lennox Icely.	Clerk, Office of Inspector General of Police	23
Rowling Allan	3rd Clerk, District Court Office, Sydney	44
Rowling Charles Edward...	Vaccinator, Mudgee	29
	Honorary Assistant Surgeon, Mudgee Corps, Volunteer Rifles ...	38

Names of Officers.	Office.	Page.
Rucker Henry John ...	3rd Clerk, Customs, Sydney	59
Rundle J. B.	Sheep Director, Sydney...	80
Rusden Francis Townsend	Police Magistrate, Warialda	51
	Warden, Mining Department	85
	Coroner, Warialda	47
Rush William C.	Junior Operator, Electric Telegraph Branch, Paddington, afterwards Operator, Sydney.	105, 104
Rush James	Acting Sub-Inspector of Police	23
Rush William Clay ...	Clerk, Customs, Newcastle	60
Russell John Jamison Russell.	Lieutenant, New South Wales Artillery	34
Russell J. S.	Registrar of Gauges, Nepean and Cataract Rivers, Department of Harbours and Rivers.	96
Russell Francis	Telegraph Station-master, Corowa	106
Russell Frank	Licensed Surveyor	75
Russell James	Line-repairer, Telegraph Station, Mudgee	108
Russell Robert Mackreth..	1st Tide Surveyor, Customs, Sydney	60
Russell Macnamarra ..	Temporary Draftsman, Railway Department...	90
Russell Bourne, jun. ...	Harbour Master, Twofold Bay...	66
Russell Frederick Brown...	Police Magistrate, Queanbeyan	51
	District Registrar of Births, Deaths, &c., Queanbeyan	20
Russell George	Representative Commissioner, Philadelphia Exhibition	40
Russell Henry Chamberlaine.	Member of Exhibitions Commission	40
	Government Astronomer	55
	Trustee, Australian Museum	55
Russell Reginald L. de C.	Clerk, General Post Office	101
Rutherford Robert ...	Line-repairer, Electric Telegraph Department	105
Rutherford Robert ...	Clerk, Treasury	58
Rutherford John	Sheep Director, Young	81
Ruthven Edward S. ...	Construction Overseer of Electric Telegraphs	110
Rutledge Thomas ...	Sheep Director, Queanbeyan	80
Rutter Frederick William	2nd Class Draftsman, Surveyor General's Office	72
Rutter Robert Champley...	Vaccinator and Medical Officer, Parramatta	29, 31
	Visiting Surgeon, Destitute Asylum, and Orphan Schools, Parramatta.	30
Ryan Thomas H.... ...	Station-master, Electric Telegraph Branch, Dungog...	107
Ryan Rev. Michael H. ...	Roman Catholic Chaplain, Lunatic Asylum for Imbeciles, &c., Newcastle.	32
Ryan John Sylvester ...	Corresponding Clerk, Audit Office	21
Ryeland James	Sub-Inspector of Police...	23
Rygate Robert	Government Medical Officer, Wellington	31
	Vaccinator, Wellington...	29
	Coroner, Wellington	47
Ryrie Stewart	Sheep Inspector, Cooma	81
Ryrie David	Sheep Director, Cooma	79

S

St. Aubyn J. S.	Bailiff, Wardens' Court, Sofala	87
St. John Edward Beauchamp.	Aide-de-Camp to His Excellency the Governor	12
St. Julian Charles ...	14th Landing-waiter, Customs, Sydney	60
Sadlier Nicholas	Sheep Director, Menindie	80
Salmon J. B.	Bailiff, Wardens' Court, Young	87
Salmon T. A.	District Registrar of Births, Deaths, &c., Waterloo	19
Salwey A.	Clerk, Lands Department	70
Samuel Saul, C.M.G. ...	Postmaster General	100
Sanderson Charles ...	Inspector of Police	23
Sanderson Edmund ...	Licensed Surveyor	75
Sanderson Henry Thelusson.	Licensed Surveyor	75
Sangster John	1st Class Draftsman, Survey Office	72
Saunders Charles James...	3rd Class Draftsman, Survey Office	72
Savage Edwin George ...	Assistant for Rainfall Observations, Sydney Observatory	55
Sawtell Edwin	Licensed Surveyor	75
Sayers Edwin T.	Clerk, afterwards Cashier, General Post Office	100
Scarr Percy	Road Superintendent	94
Scarr John Agar	Shorthand Writer, Legislative Council	12
Schleicher Adelbert ...	Licensed Surveyor	75
	2nd Class Surveyor	71
Schrader Christian, U.D...	Vaccinator, Wallsend and Minmi	29
Schromberg J. N... ...	Shipwright Surveyor, Clarence River	65
Schumack S.	Mining Registrar, &c., Mitchell's Creek	86
Scotland David	Railway Station-master, Windsor	92
Scott Rev. William ...	Warden of St. Paul's College, Sydney	115
Scott David Charles Frederick. .	Police Magistrate, Sydney	47
Scott George F.	Assistant Clerk of Petty Sessions, Newcastle...	50
	Registrar of the District Court, Newcastle	44
Scott Hugh Alexander ...	Clerk, Council of Education Office	53
Scott A. W.	Trustee, Australian Museum	55
Scott Alexander Walker...	Land Titles Commissioner	18
Scott Walter M.	Station-master, Electric Telegraph Branch, Casino	106
Scott Helenus	Police Magistrate, Newcastle	50
Scott Walter	Vaccinator, West Maitland	29
Scott William Newton ...	Licensed Surveyor	75

Names of Officers.	Office.	Page.
Scott William D....	Sheep Director, Port Macquarie	80
Scott William	General Overseer, Great Southern, Western, and Richmond Railways	91
Scougall Richard	Electric Telegraph Construction Overseer	110
Scowcroft James	Official Postmaster, Goulburn, afterwards Redfern	102
Scrutton Joseph E.	Clerk, Audit Office	21
Scrymgour Malcolm	Locker, Customs, Bourke	62
Seale Michael	1st Clerk, Railway Store Branch	93
Seale John	Assistant Traffic Auditor, Railway Department	93
Seccombe George William Raby Thorne.	Licensed Surveyor	75
Sedgwick William Gillet...	Vaccinator, Newtown	28
Segol Louis	Vaccinator, Narrabri	29
Selkirk John	Vaccinator, Windsor	29
	Medical Officer, Windsor	31
Sellman James	Foreman of Magazine, Gulgong	64
Selwyn Rev. Arthur E.	Minister of the Church of England, Clarence River	112
	Church of England Chaplain, Lunatic Asylum for Imbeciles, Newcastle.	32
Seymour Edward B.	Clerk, General Post Office	101
Shadforth Henry John Tudor.	Usher of the Black Rod, Legislative Council	12
Sharkey John	Photo-lithographer and Lithographic Printer, Government Printing Office.	63
Sharp George	Temporary Clerk, Lands Department	71
Sharp Arthur	Licensed Surveyor	75
Sharp George William	Lithographic Engraver, Survey Office	73
Sharpe Rev. Thomas	Minister of the Church of England, Bathurst	113
Sharpe Neil	Telegraph Station-master, Kynumboon	107
Sharpe Ernest A. L.	Warden, Department of Mines	85
Shaw James Francis	Coroner, Newcastle	47
Shaw William Edward	Coroner, Raymond Terrace	47
Shaw William E....	Telegraph Operator, Raymond Terrace	108
Sheaffe George Henry	Licensed Surveyor	75
Sheaffe Percy Hale	Captain, Ulladulla Corps, Volunteer Rifles	35
Sheahan Jeremiah	Sheep Inspector, Gundagai	81
Sheehy Very Rev. S. J. A.	Vicar-General	113
Sheldon William	Vaccinator, Armidale	28
	Government Medical Officer, Armidale	30
	Visiting Surgeon, Gaol, Armidale	30
Shelley William J.	Assistant District Registrar of Births, Deaths, &c., Adelong	19
	Mining Registrar, &c., Adelong	85
Shelton Robert	Supernumerary Draftsman, Survey Office	72
Shepherd Patrick Lindesay Crawford (Major)	Commanding Artillery Brigade, afterwards Field Officer	34
	Commissioner of Defence from Foreign Aggression	33
	Member of the Board for inspecting and Maintaining the Supply of Colonial Warlike Stores.	67
Shepherd Christopher	Junior Operator, Electric Telegraph Department	104
Sheridan John	Telegraph Line Repairer, Dungog	107
Sheridan Robert Joseph...	Clerk, Railway Department (Engineer's Branch)	90
Sheridan Very Rev. John F.	Minister of the Roman Catholic Church, Surry Hills, Sydney	113
	Member of the Immigration Board	28
Sherriff R.	Bailiff, Warden's Court, Gunning	87
Sherriff Robert John	Sheep Director, Goulburn	79
Shiell Henry (J.P.)	Coroner, Sydney	46
Shiels John	Government Medical Officer, Bega	30
	Vaccinator, Bega	28
	Coroner, Bega	46
Shoobert Wild Abercrombie.	Licensed Surveyor	75
Shorter William Edgar	Shipping-master, Sydney	64
Shottin J.	Bailiff, Warden's Court, Nerrigundah	87
Siddins Joseph	Superintendent, Macquarie Light-house, South Head	65
Sidney Frederick W.	Marine Surveyor, Department of Harbours, &c.	96
Simatt Charles	Assistant Instrument Fitter, Electric Telegraph Department	105
Simm Rev. S.	Minister of the Church of England, Dungog	112
Simms Arthur Hunter	Dispenser, Lunatic Asylum, Parramatta	32
Simons J.	Clerk of Petty Sessions, Tenterfield	51
	District Registrar of Births, Deaths, &c., Tenterfield	20
	Crown Lands Agent, Tenterfield	76
	Mining Registrar	86
	Registrar of the District Court, Tenterfield	45
Simpson William Henry...	1st Lieutenant, Volunteer Artillery	35
Simpson John Macneil	Licensed Surveyor	75
Simpson William Butler...	Licensed Surveyor	75
Simpson William...	Railway Station-master, Haslem's Creek, afterwards Homebush	91
Simpson William Palgrave	Clerk, Money Order Office	103
	Ledger-keeper, Government Savings' Bank	110
Sinclair Charles Alexander	Police Magistrate, Grafton	49
Single Arthur J. C.	Road Superintendent	94
Single Henry	Sheep Inspector, Mudgee	82
Single Joseph Daniel	Sheep Director, Windsor	81
Singleton James	Superintendent of Police	23
Skarrett Frances E.	Perforator, Electric Telegraph Department	105
Skinner John	Chief Surveyor and Draftsman, Department of Harbours and River Navigation.	95
Skinner Alexander	Government Medical Officer, Wellingrove	31
	Vaccinator, Wellingrove	29

Names of Officers.	Office.	Page.
Slade John James ...	Lithographic Printer, Surveyor General's Office	73
Slattery Thomas Michael	Deputy Registrar, Divorce and Matrimonial Causes Court	43
	Chief Clerk of the Supreme Court	42
Slatyer Charles H. ...	Cadet, Colonial Architect's Office	95
Slatyer Hampton... ...	Clerk, Railway Department	93
Sloan William John ...	Ensign, West Maitland Corps, Volunteer Rifles	37
Small John M.	Road Superintendent	94
Small William	Gaoler, Berrima	25
Small Sarah	Matron, Gaol, Berrima	25
Small Frederick	Junior Telegraph Operator, Berrima	106
Small John Thomas ...	Supernumerary Draftsman, Survey Office	72
Small Robert	5th Clerk, Customs, Sydney	59
Small William	Sheep Director, Grafton	79
Smedley S. Y.	Bailiff, Wardens' Court, Stony Creek	87
Smith Thomas Arkell ...	Police Magistrate, Trunkey Creek and Tuena	51
	Coroner, Trunkey Creek and Tuena	47
	Warden, Mining Department	85
Smith W. G.	Assistant Clerk of Petty Sessions, Maitland	50
Smith John (M.D.) ...	President of the Council of Education	53
	Professor of Chemistry, University of Sydney	114
	Member of Sewage and Health Board...	39
Smith William T. A. ...	Clerk in charge, Railway Department, Newcastle	92
Smith Henry R.	Senior Inspector of Sugar Refineries	62
Smith James	Police Magistrate, Maitland	50
	Visiting Justice to the Gaol, Maitland	25
Smith James	Vaccinator, Liverpool	29
Smith Charles Edward ...	Police Magistrate and Clerk of Petty Sessions, Narrabri	50
	Agent for the Sale of Crown Lands, Wee Waa	77
	District Registrar of Births, Deaths, &c., Narrabri	20
	Coroner, Wee Waa	47
	Registrar of the District Court, Narrabri	45
Smith James	Honorary Assistant Surgeon, No. 2 Company, Highlanders ...	38
Smith Robert	Exhibitor and Salesman of Public Maps, &c., Surveyor General's Office.	73
Smith Thomas Henry ...	2nd Class Surveyor	71
Smith T. A.	Sheep Director, Grafton	79
Smith Edmund Frederick	Coroner, Wollongong	47
Smith Charles G.... ...	Station-master and Line-repairer, Electric Telegraph Branch, Sofala	108
	Clerk of Petty Sessions, Dungog	49
	Crown Lands Agent, Dungog	76
Smith Archibald Scott ...	District Registrar of Births, Deaths, &c., Gundagai...	19
Smith Rev. Thomas ...	Chaplain, Volunteer Corps	34
	Church of England Chaplain, Gaol, Bathurst	25
Smith Colville	Station-master, Electric Telegraph Branch, Gundagai	107
Smith William B. ...	Railway Station-master, Honeysuckle Point	92
Smith F. J.	Sheep Director, Molong	80
Smith Rev. Edward ...	Minister of the Church of England, Campbelltown...	112
Smith James Herbert ...	Clerk, Department of Justice, &c.	42
Smith John M'Garvie ...	Captain, No. 8 Company, Volunteer Rifles	36
Smith John	Junior Operator, Telegraph Station, West Maitland	107
Smith Charles	Master, Pilot Steamer "Thetis"	66
Smith Samuel Henry ...	Sheep Director, Forbes	79
Smith Henry Arkell ...	Clerk of Petty Sessions, Campbelltown	49
	Registrar of the District Court, Campbelltown	44
	District Registrar of Births, Deaths, &c., Campbelltown	19
	Crown Lands Agent, Campbelltown	76
Smith John C. J.... ...	Station-master, Electric Telegraph Branch, Wiseman's Ferry; afterwards Wollombi.	109
Smith John Govett ...	Government Medical Officer, Grafton	30
Smith Rev. Pierce G. ...	Minister of the Church of England, Canberra, Queanbeyan ...	113
Smithers George Henry ...	Clerk, Mining Department	84
	Clerk of Petty Sessions, Cooma	49
	Registrar of District Court, Cooma	44
	District Registrar of Births, Deaths, &c., Cooma	19
	Crown Lands Agent, Cooma	76
	Mining Registrar	85
Smyth William	13th Landing-waiter, Customs, Sydney	60
Snape Philip	Police Magistrate, &c., Bulah Delah	48
Soares Rev. Alberto D. ...	Minister of the Church of England, Queanbeyan	113
Sölling Fritz Peter ...	Licensed Surveyor	75
Somerville Rev. J. ...	Minister of the Wesleyan Methodist Church, Manning River ...	114
South Samuel	Assistant Instrument Fitter, Electric Telegraph Department ...	105
Sowerby Rev. William ...	Church of England Chaplain, Gaol, Goulburn	25
	Minister of the Church of England, Goulburn	113
Spain Staunton	Lieutenant, Naval Brigade	38
Spalding Warner Wright..	Captain, New South Wales Artillery	34
	Captain and Adjutant, Volunteer Artillery	35
Spark James Lyon ...	Assistant Draftsman, Registrar General's Office	18
Sparke Edward Joseph ...	Sheep Director, Walgett	81
Sparke George	Sheep Director, Casino	79
Spasshatt Samuel Pierce...	Vaccinator, Armidale	28
Spencer Edmund S. V. ...	Clerk of Works, Colonial Architect's Department	94
Spencer John	Visiting Justice, Gaol, Port Macquarie	30
Spencer John Borghurst...	11th Locker, Customs, Sydney...	60
Spruson Joseph John ...	Reader, Government Printing Office	63
Stace George Henry ...	Gaoler, Maitland	25
Stace Helen Kandiana ...	Matron, Gaol, Maitland	25
Stacey Henry Peter ...	Lieutenant, Singleton Corps, Volunteer Rifles	36

Names of Officers.	Office.	Page.
Stack George Bagot ...	Clerk, Colonial Architect's Department	95
	Ensign, Balmain Company, Volunteer Rifles...	37
Stack Edward	Clerk in Charting Branch, Survey Office	73
Stack John	1st Class Draftsman, Surveyor General's Office	72
Stack R. F.	Surveyor, Railway Department	91
Stackhouse Thomas ...	Member of Exhibitions Commission	40
	Trustee, Australian Museum	55
Stafford John	Railway Station-master, Rooty Hill	92
Stafford Joseph Davies ...	Coroner, Bombala	46
Stanger Joseph Carey ...	Coroner, Bathurst	46
Stapleton Thomas ...	Dispenser, Parramatta Asylum, &c.	30
Stapylton Myles	Telegraph Station-master, Candelo	106
Statham Edwin Joseph ...	Road Superintendent	94
Steel John...	Accountant, Government Printing Office	62
Steel Watson Augustus ...	Coroner, Rockley	47
Steel Thomas Robert ...	Clerk, Roads Department	93
Steel Samuel	Bookkeeper and Cashier, Department of Harbours and River Navigation.	95
Stenhouse Robert... ...	Custodian of Plans, Railway Department	90
Stephen Mathew Henry...	Examiner-in-Law, University of Sydney	114
Stephen Francis Henry ...	Registrar of the District Court, Maitland	44
Stephen Alfred F. H.	Wardens' Clerk, Department of Mines	85
	Mining Registrar, Gulgong	86
Stephen Sir Alfred, Knt. C.B. ; K.C.M.G.	Member of the Council of Education...	53
Stephen George Milner ...	Acting Crown Prosecutor, Southern District...	56
Stephen Rev. Alfred Hewlett (B.A.)	Minister of the Church of England, Redfern, Sydney	112
Stephen William Wilberforce.	Under Secretary, Lands Department	70
	Member of the Board for opening Tenders for Runs	82
Stephens R. D.	Surveyor, Railway Department	91
Stephens William John (M.A.)	Trustee, Free Public Library	55
Stephenson William John	Lieutenant, Parramatta Corps, Volunteer Rifles	36
Stephenson L.	Vice-Warden of St. Paul's College	115
Stephenson Lawrence ...	Assistant Master, Sydney Grammar School	115
Stephenson James ...	Sub-Inspector of Police...	23
Stevens John H.	Clerk, Electric Telegraph Department	104
Stevens William J. ...	Line Repairer, Electric Telegraph Branch, Bathurst	106
Stevens Thomas	2nd Class Draftsman, Survey Office	72
Stewart John	Trustee, Free Public Library	55
Stewart Thomas	Pilot, Bellinger River	67
Stewart Thomas	Sheep Director, Braidwood	78
Stewart William Robert...	5th Clerk, Central Police Office, Sydney	47
Stewart Charles Alexander	Clerk, Treasury	58
Stirton Rev. Thomas ...	Presbyterian Minister, Paterson	114
Stobo Edye	Clerk, Lands Department	70
Stokes J. L.	Bailiff, Wardens' Court...	87
Stokes Charles Frederick...	Ensign, Newcastle Corps, Volunteer Rifles	37
	Member of Local Marine Board, Newcastle	65
Stone Thomas H.... ...	Official Postmaster, Albury	102
Stopps Arthur James ...	2nd Class Draftsman, Survey Office	72
Stow Augustine	Clerk, Council of Education Office	53
Stratford Henry Edward...	Clerk of Petty Sessions, Tabulam	51
	Registrar of the District Court, Casino	46
Strickland Josiah... ...	Sheep Director, Forbes	79
Strong Joseph Hamilton...	Junior Clerk, Council of Education Office	53
Strong Henry William ...	Captain, Commanding Public School Cadet Corps, Volunteer Rifles.	33, 36
Strong W. E.	Surgeon and Superintendent, Asylum for the Infirm and Destitute, Liverpool.	33
Stuart Alexander... ...	Member of Exhibitions Commission	40
Stuart Clarendon... ...	Licensed Surveyor	75
Stubbin John Newman ...	8th Landing Waiter, Customs, Sydney	60
Studdert Robert	Clerk of Petty Sessions, Paterson	50
	Agent for the Sale of Crown Lands, Paterson	76
Sutherland Henry Hubert	Licensed Surveyor	75
Sutherland John	Secretary for Public Works	90
Sweeney James P. ...	Member of the Mining Board...	86
Swindells Thomas S. ...	Sheep Inspector, Grafton	81
Swyny John	Sub-Collector of Customs, Albury	61
Sykes Henry J.	Operator, Electric Telegraph Department	104
Symonds Thomas Cunningham Lewis.	Draftsman, Preparing References to County Maps, Survey Office ...	73
Synge Mrs. M. J.... ...	Mining Registrar, Lunatic	86
T		
Talbot Paul	Captain, No. 2 Battery, Volunteer Artillery	34
Tarbolton Arthur Strickland.	Vaccinator, Morpeth	29
Tarrant Harman John ...	Vaccinator, Kiama	29
Tarves James Mennie ...	Licensed Surveyor	75
Tayler Josiah	1st Class Draftsman, Survey Office	72
Taylor Alexander... ...	Telegraph Station-master, Anvil Creek	105
Taylor Henry Charles ...	Clerk, Department of Mines	84
Taylor George A.....	Clerk, General Post Office	101
Taylor John	Sub-Inspector of Police...	23

Names of Officers.	Office.	Page.
Taylor Nathaniel	Vaccinator, M'Donald River	29
Taylor Charles	Medical Superintendent, Lunatic Asylum, Parramatta	32
Taylor Thomas	Sheep Director, Menindie	80
Taylor James John ...	Clerk, Colonial Secretary's Office	18
Taylor G.	Bailiff, Wardens' Court, Araluen	87
Taylor James	Pilot, Newcastle	66
Teece George Thomas Arthur.	Clerk, Survey Office	73
Tegg James Thomas ...	Lieutenant, West Maitland Corps, Volunteer Rifles	36
Temple Charles	Vaccinator, Young	29
	Government Medical Officer, Young	31
Ternan George	Probationary Clerk, Colonial Architect's Office	95
Thackeray Rev. J. R. ...	Church of England Chaplain, Gaol, Maitland	25
Thomas Right Rev. Mesac	Lord Bishop of Goulburn	113
Thomas James Henry ...	Captain, Penrith Corps, Volunteer Rifles	35
	Lieutenant, Penrith Corps, Volunteer Rifles	37
Thomas William Henry ...	Clerk of Petty Sessions, Grafton	49
	District Registrar of Births, Deaths, &c., Grafton	19
	Agent for the Sale of Crown Lands, Grafton	76
	Mining Registrar, Grafton	85
Thomas William Smith ...	Vaccinator, Penrith	29
	Government Medical Officer, Penrith	31
	Honorary Assistant Surgeon, Wollongong Corps, Volunteer Rifles ...	38
Thomas Edwin Robins ...	Temporary Draftsman, Railway Department (Engineer's Branch) ...	90
Thompson Frederick ...	Telegraph Station-master, Nattai	108
Thompson James Banford	Licensed Surveyor	75
Thompson John	Clerk, General Post Office	100
Thompson Lindsay G. ...	Clerk, Lands Department	70
Thompson Thomas ...	5th Landing-waiter, Customs, Sydney	60
Thompson Francis ...	Sheep Director, Berrima	78
Thompson Joseph ...	Assistant Postmaster, Newcastle	103
Thompson William ...	Official Postmaster, Newcastle	103
Thompson William G., jun.	Official Postmaster, Bathurst	102
Thompson Joseph ...	Member of Exhibitions Commission	40
Thompson Archibald ...	Member of Exhibitions Commission	40
Thomson Hon. Sir E. Deas, C.B., K.C.M.G.	Crown Trustee, Australian Museum	55
	Vice-President, Exhibitions Commission	39
Thomson Hugh	Sheep Director, Urana	81
Thomson John R. ...	Railway Station-master, Rydal	92
Thomson James	Chief Inspector of Public Revenue Collectors' Accounts, and Consulting Accountant to the Treasury.	58
Thomson George Gipps Deas.	Associate to the Chief Justice	42
Thomson H. A.	Chairman of the Mining Board	86
Thornton William Henry.. (J.P.)	District Registrar of Births, Deaths, &c., Macleay River	20
	Coroner, Macleay River	47
Thornton George ...	Member of Exhibitions Commission	40
	Executive Commissioner, Philadelphia Exhibition	40
Thorpe James	Clerk, Shipping Master's Office, Sydney	64
Thorpe Charles	Sub-Inspector of Police	23
Thrum George Alfred ...	Foreman of Press Branch, Government Printing Office	62
Thurlow Charles Alton ...	Clerk, Lands Department	70
Thurlow Henry	Junior Operator, Electric Telegraph Station, Wee Waa	109
Thurlow Joseph Giovanni	2nd Clerk, afterwards Clerk of Petty Sessions, Water Police Office, Sydney.	48
	Under Sheriff	43
Tibbitts Walter Hugh ...	Vaccinator, Dubbo	28
	Coroner, Dubbo	46
	Government Medical Officer, Dubbo	30
Tidmarsh H.	Pilot in charge of Moorings, Jerringong	67
Tidswell Henry Earnshaw	Quarter-master, 2nd Regiment, Volunteer Rifles	37
Tierney John T.	Telegraph Station-master, Boggabri	106
Tighe Ferdinand	Junior Operator, Electric Telegraph Branch, William-street ...	105
Tighe Atkinson Alfred Patrick.	Member of Local Marine Board, Newcastle	65
	Police Magistrate, Waratah	51
Tillett George Alfred ...	Draftsman, Department of Harbours, &c.	95
Tinckam Grace	Matron, Gaol, Darlinghurst, Sydney	24
Tindall Walter E. ...	Clerk, Office of Government Asylums for Infirm, &c.	33
Tingcombe George T. ...	Sheep Director, Port Macquarie	80
Tippett (Constable) ...	Mining Registrar, Uralla	86
Titterton William ...	Railway Station-master, Burwood	91
Tomkins William E. ...	Junior Operator, Telegraph Station, Penrith	108
Tompson Arthur William	Clerk, Railway Department	90
Tompson James	Clerk, Lands Department	70
Tompson George Charles...	Clerk, Lands Department	70
	Commissioner of Crown Lands, Warrego District	77
Tompson Frederick Anslow	Coroner, Wagga Wagga	47
Tompson Edwin Harvy ...	Clerk of Petty Sessions, Wagga Wagga	51
	District Registrar of Births, Deaths, &c., Wagga Wagga	20
	Registrar of the District Court, Wagga Wagga	45
	Agent for the Sale of Crown Lands, Wagga Wagga	76
Toose James C.	Line Repairer, Telegraph Station, Port Macquarie	108
Town Andrew	Sheep Director, Windsor	81
Townsend George William	Surveyor, Railway Department	91
Towson George	Coroner, Orange	47
Tozer Vivian Fitz Roy ...	Licensed Surveyor	75
Trader Thomas	Telegraph Station-master, Bourke	106
Tranent Robert Mossman..	Pilot, Moruya	67
Trebeck Prosper Nicholas..	Member of Exhibitions Commission	40

Names of Officers.	Office.	Page.
Trengrouse William Anthony.	2nd Class Draftsman, Survey Office	72
Trengrouse Nicholas ...	2nd Class Draftsman, Survey Office	72
Tresilian John T. ...	Inspector of Sheep and Cattle, Eden	81, 82
Tribe Edward S.	Clerk, General Post Office	101
Trimble James Orr ...	Cadet, Public Works Office	90
Trimble Thomas	Landing-waiter, Customs, Morpeth	60
Troughton D. E.	Assistant Clerk of Petty Sessions, Goulburn	49
Tucker Henry St. John ...	Cadet, Naval Brigade	38
Tullock T.	Pilot in charge of Moorings, Kiama	67
Tunks Alfred	Station-master, Electric Telegraph Branch, Murrurundi	108
Tunks William H. ...	Clerk, Lands Department	70
Tunks Charles ... } Tunks Edwin ... }	Electric Telegraph Construction Overseers	110, 109
Turner Alfred Allatson ...	Clerk of Petty Sessions, Wollongong	52
	District Registrar of Births, Deaths, &c., Wollongong	20
	Agent for Sale of Crown Lands, Wollongong	77
	Registrar of the District Court, Wollongong	44
	Mining Registrar	86
Turner Alfred D.	Operator, Electric Telegraph Branch, Wagga Wagga	109
Turner George Frederick ...	2nd Clerk, Sheriff's Office	43
Turner Thomas	Sheep Inspector, Yass	82
Twine Frederick William ...	19th Landing Waiter, Customs, Sydney	60
Twomey Rev. Cornelius ...	Minister of the Roman Catholic Church, Albury	113
Twynam Edward	District Surveyor	71
Tyrrell Right Rev. William (D.D.)	Lord Bishop of Newcastle	112
Tyrrell Rev. Lovick ...	Minister of the Church of England, East Maitland	112
	Church of England Chaplain, Gaol, Maitland	25
Tyter John F.	Station-master, Electric Telegraph Department, Kiama	107
U		
Uhr William A.	Clerk, Money Order Office	103
Unbehaun Charles ...	Assistant Instrument Fitter, Electric Telegraph Department ...	105
Underwood Thomas ...	Clerk, Railway Department	93
Underwood Richard G. ...	Description Writer, Survey Office	73
Unwin James Simms ...	Temporary Clerk, Lands Department	71
Unwin George P.	Clerk, General Post Office	100
Usher John	Surveyor, Railway Department	91
Usher Henry C.	Check Clerk, Electric Telegraph Department	104
V		
Vaughan Most Reverend Roger Bede.	Rector of St. John's College	115
Vaughn Robert Matheson ..	Coroner, Grenfell	46
Verdon William U. ...	Railway Station-master, Singleton	92
Verge W. T.	Licensed Surveyor	75
Vernon Donald	Traffic Manager, Railway Department	91
Vernon James	Licensed Surveyor	75
Vernon John	Book-keeper, Railway Department	90
Verschuer John James P. Z.	Vaccinator, Adelong	28
Vessey Leonard Abingdon ..	Assistant Draftsman and Computer, Triangulation Staff, Survey Office	73
Vidal Rev. George ...	Minister of the Church of England, Penrith (Mulgoa)	112
Vidal George William ...	Clerk, Office of Inspector General of Police	23
Viles Arthur J.	Junior Operator, Electric Telegraph Branch, Balmain, afterwards Grafton.	105, 107
Vincent Frederick William	Clerk, Occupation of Lands Department	77
Vine Alfred	Surveyor, Railway Department	91
Vivian John Arthur ...	2nd Clerk Assistant, Legislative Assembly	13
Vivian Charles A. ...	Clerk, General Post Office	101
Vyner Frederick Wheeler ...	Police Magistrate and Clerk of Petty Sessions, Tumut	51
	Crown Lands Agent, Tumut	76
	Registrar of the District Court, Tumut	45
	Coroner, Adelong, Tumut, and Tumberumba	46
	Warden, Mining Department	85
W		
Wade John Alfred	Clerk, Office of the Agent General for the Colony	39
Wade William Burton ...	District Engineer, Railway Department (Engineer-in-Chief's Branch)	90
Wades John Wade Brown	Vaccinator and Medical Officer, Grenfell, afterwards Wallsend ...	29, 30, 31
Wager Henry	Officer in charge of Detective Police	23
Wakely Charles J. ...	Station-master, Electric Telegraph Branch, Morpeth	107
Wakely Joseph	Telegraph Station-master, Paterson	108
Walcot Thomas Beilby ...	Lieutenant, No. 4 Company, Volunteer Rifles	37
Waldie T.	Mining Registrar, &c., Trunkey	86
Walford Joseph S. ...	Clerk, Treasury	58
Walker Critchett	2nd Clerk, Colonial Secretary's Office	18
Walker Josiah Wesley ...	Vaccinator and Medical Officer, Richmond River	29, 31
Walker William Henry ...	Plan-mounter, Survey Office	73
Walker Philip B.	Assistant Superintendent of Electric Telegraphs	104
	Sub-Lieutenant, Naval Brigade	38
Walker John Henry ...	Porter in charge, Wallsend (Railway Department)	92
Walker Selina Georgina ...	Superintendent of Biloela Industrial School for Gils	22
Walker Robert Cooper ...	Librarian, Free Public Library	55
Walker Westby	Vaccinator, Sofala	29

Names of Officers.	Office.	Page.
Walker William	Sheep Director, Balranald	78
Walker Matthew	Gaoler, Goulburn	25
Walker Anne	Matron, Gaol, Goulburn	25
Wall H. C.	Sheep Director, Molong...	80
Wallace James	Railway Station-master, East Maitland	92
Wallace R. B.	Member of Local Marine Board, Newcastle	65
Wallace Henry	Sheep Director, Cooma	79
Wallace William	Sheep Inspector, Cooma...	81
Waller James Charles Beaumont.	Assistant Draftsman, Registrar General's Office	18
Waller Frank	Junior Operator, Electric Telegraph Department	104
Waller Edwin	Chief Attendant, &c., Lunatic Asylum for Imbeciles, &c., Newcastle	32
Waller Henry	Ensign, No. 3 Company, Volunteer Rifles	37
Waller Edward Nestor ...	Clerk of Petty Sessions, Tumberumba	51
	Mining Registrar	86
Wallis William	Member of Exhibitions Commission	40
Wallis Nathaniel	Clerk, Lands Department	70
Walmsley C.	Mining Registrar	85
Walpole John H.... ...	Junior Operator, Electric Telegraph Station, Moss Vale	108
Walsh John	Clerk, General Post Office	101
Walsh Rev. C.	Minister of Church of England, Morpeth	112
Walsh Charles Richard ...	4th Clerk to Crown Solicitor	56
Walsh Frank	Clerk, Legislative Assembly	13
Walshe John Matthias ...	13th Clerk, Customs, Sydney	59
Walters John	Telegraph Station-master, Moruya	107
Walters John James ...	2nd Class Draftsman, Survey Office	72
Wansbrough Charles Howard.	2nd Class Surveyor	71
	Licensed Surveyor	75
Warburton George ...	Police Magistrate, Mudgee	50
	Visiting Justice, Gaol, Mudgee...	26
Warburton Christopher ...	8th Locker, Customs, Sydney	60
	District Registrar of Births, Deaths, &c., Redfern	19
Ward Thomas E.... ...	Railway Station-master, Macquarie Plains	92
Ward Gervas J.	Clerk, General Post Office	100
Ward Robert Dalzell ...	District Registrar of Births, Deaths, &c., St. Leonards	19
	Vaccinator, St. Leonards, North Shore	28
	Surgeon and Dispenser, Hyde Park Asylum for Infirm and Destitute	30
	Member of the Medical Board...	28
Ward Edward Grant, J.P.	Registrar General, &c.	18, 19
Ward Thomas	Temporary Clerk, Lands Department	71
Wareham John Valentine	Clerk of Petty Sessions, Ulladulla	51
	District Registrar of Births, Deaths, &c., Ulladulla	20
	Agent for the Sale of Crown Lands, Dowling...	76
	Coroner, Dowling	47
	Registrar of the District Court, Ulladulla	44
Waring George	Inspector of Distilleries	62
Warren Henry Charles ...	Vaccinator and Government Medical Officer, Orange	29, 31
	Honorary Assistant Surgeon, Orange Corps, Volunteer Rifles ...	38
Waterhouse John ...	Lieutenant, Newington College Cadet Corps, Volunteer Rifles ...	37
Waterman John	Sub-Overseer, Government Printing Office	62
Waters George	Sub-Inspector of Police	23
Watsford James	Railway Station-master, South Creek, afterwards Penrith, then Mittagong.	92
Watson J. H.	Bailiff, Wardens' Court, Cowra	87
Watson George Cobham...	Crown Land Ranger, County of Cumberland	77
Watson James	Member of Exhibitions Commission	40
Watson William George...	Vaccinator, Balmain	28
Watson Samuel J. ...	Station-master, Electric Telegraph Branch, Wollombi	109
Watson S....	Sheep Director, Albury...	78
Watson Thomas	Warden, Marine Board...	65
Watt John Brown ...	Member of Exhibitions Commission	40
Watt Charles	Analytical Chemist	23
	Inspector of Kerosene	39
	Member of Sewage and Health Board...	39
Watt Jane	Matron, Gaol, Parramatta	24
Watt David	Sheep Director, Coonabarabran	79
Watt P. C.	Sheep Director, Moree	80
Watt W. L.	Sheep Director, Condobolin	78
Watt Frederick William...	2nd Class Draftsman, Surveyor General's Office	72
Watts John	District Registrar of Births, Deaths, &c., Concord	19
Webb Edward Joseph ...	Quartermaster, Northern Battalion, Volunteer Rifles	36
Webb Frederick William	Clerk Assistant, Legislative Assembly...	13
Weber Adelbert	Road Superintendent	94
Webster Marshall Hall ...	Vaccinator, Tenterfield and Grafton	29
	Government Medical Officer, Tenterfield	31
Webster John	Telegraph Operator, Tenterfield	109
Weekes Charles Wye ...	Registrar of the District Court, Gundagai	45
	Clerk of Petty Sessions, Gundagai	49
Weekes John Wye ...	Inspector of Distilleries	62
Weigall Albert Bythesea...	Head Master of the Sydney Grammar School	115
	Captain, Sydney Grammar School Cadet Corps, Volunteer Rifles ...	36
Weller Edward Christopher.	Clerk to Chief Inspector of Sheep	81
Wells H. E.	Bailiff, Wardens' Court, Mudgee	87
Wells Frederick	Superintendent of Roads (Head Quarters)	94
	Field Officer, Volunteer Artillery	34
Wells John	Captain, No. 1 Company, Volunteer Rifles	35
Wells William	Clerk, Treasury	58
Wells George R.	Operator, Electric Telegraph Department	104
	Junior Operator, Electric Telegraph Station, Newcastle	108

Names of Officers.	Office.	Page.
Wells Augustus	Vaccinator, Muswellbrook and Merton	29
	Medical Officer, Muswellbrook and Merton	31
Wener T. E.	Licensed Surveyor	75
Wentworth Fitzwilliam ...	Member of Exhibitions Commission	40
West Arthur Annesley ...	Vaccinator, Raymond Terrace	29
	Government Medical Officer, Raymond Terrace	31
West William F.... ...	Clerk, General Post Office	101
West George	Official Postmaster, Newtown	102
West Thomas Henry ...	Sheep Director, Carcoar...	79
West John	Sheep Director, Forbes	79
West Thomas George ...	Junior Clerk, Council of Education Office	53
Westby E. M.	Sheep Director, Wagga Wagga...	81
Weston William Clifton, J.P.	Clerk of Petty Sessions, Coonamble	49
	Coroner, Coonamble	46
Wetherill W. F.	Secretary and Inspector, Local Marine Board, Newcastle	65
Whaites W. J.	Pilot, Nambucca River	67
Wheeler Henry	Coroner, Murrurundi	47
Whinfield Rev. J. F. R. ...	Minister of the Church of England, Tamworth	113
White Rev. James S. ...	Presbyterian Minister, Singleton	114
White Frederick	Sheep Director, Merriwa	80
White Rev. Patrick ...	Minister of the Roman Catholic Church, Queanbeyan	113
White James	Member of Exhibitions Commission	40
	Representative Commissioner, Philadelphia Exhibition	40
White E. A.	Member of Local Marine Board, Newcastle	65
White Rev. W. E. ...	Minister of the Church of England, Muswellbrook	112
White Thomas Andrew Moore.	3rd Clerk, Central Police Office, Sydney	47
Whiteside Edward T. ...	Road Superintendent	94
Whitfeld Edwin	Classical Master, Sydney Grammar School	115
Whiting Richard... ...	Foreman of Melting House, Branch Royal Mint, Sydney	16
Whitling Arthur	Master of the Protestant Orphan School, Parramatta	54
Whitney John Sydney ...	Clerk, Audit Office	21
	Clerk, Roads Department	93
Whittell Charles	Clerk, Audit Office	21
Whitton John	Engineer-in-Chief for Railways	90
	Member of Sewage and Health Board	39
	Member of Public Works Tender Board	95
Whitty H. T.	Sheep Director, Corowa...	79
Whysall Francis	Junior Operator, Electric Telegraph Department	104
Whyte William H. ...	Clerk, Customs, Newcastle	60
Wickham Francis John ...	Chief Clerk and Cashier, Roads Department...	93
	Accountant, Railways	90
Wickham Henry	2nd Class Draftsman, Surveyor General's Office	72
Wickham George... ...	Clerk, Gaol, Darlinghurst, Sydney	24
Wikner M. E.	Road Superintendent	94
Wild John	Coroner, Picton	47
Wildash Charles Cobb ...	Sheep Inspector, Young	82
Wilkins Alfred Kimber ...	Clerk, Council of Education Office	53
Wilkins William	Secretary to the Council of Education	53
	Captain, No. 7 Company, Volunteer Rifles	36
Wilkinson Rev. Thomas H.	Minister of the Church of England, Appin, Campbelltown ...	112
Wilkinson William Hattam	District Court Judge and Chairman of Quarter Sessions, Metropolitan and Coast District.	44, 56
	Commissioner of the Court of Claims...	82
Wilkinson William ...	Railway Station-master, Morpeth	92
Wilkinson Alexander ...	Captain, West Maitland Corps, Volunteer Rifles	35
Wilkinson H. T.	Clerk and Draftsman, Geological Survey Office	84
Wilkinson Miles E. ...	Clerk and Librarian, Botanic Gardens	78
Wilkinson George Thirlwell	Clerk, Railway Department	90
Wilkinson Charles Smith...	Geological Surveyor	84
	Member of Exhibitions Commission	40
Wilkinson John Norton ...	Sheep Inspector, Menindie	82
Willans Obadiah	Clerk of Petty Sessions, Queanbeyan	51
	Registrar of the District Court, Queanbeyan...	44
	Agent for the Sale of Crown Lands, Queanbeyan	76
	Mining Registrar, Queanbeyan	86
Willans Richard C. ...	Telegraph Station-master, Cootamundry	106
Willard James Sydney ...	District Registrar of Births, Deaths, &c., Tambaroora	20
Williams John	Telegraph Station-master, West Kempsey	109
Williams Percy E. ...	Clerk, Treasury	58
Williams Alfred	Assistant Engineer, Moruya River, Department of Harbours, &c. ...	95
Williams Henry	Telegraph Station-master, Rylstone	108
Williams James	Clerk, Railway Department	93
Williams John	Crown Solicitor...	56
	Member of Exhibitions Commission	40
Williams Henry	Junior Operator, Electric Telegraph Station, Murrurundi	108
Williams Edward G. ...	Temporary Clerk, Department of Mines	84
Williams Frederick ...	Clerk, Lands Department	70
Williams Frank	Clerk, Lands Department	70
Williams Henry Percy G.	Clerk, Railway Department	90
Williams John H. ...	4th Clerk, Metropolitan and Coast District Court	44
Williams Vincent Australia Townsend.	Licensed Surveyor	75
Williams James Hartwell..	Member of Exhibitions Commission	40
Williamson William Henry	Vaccinator, Berrima	28
	Visiting Surgeon and Dispenser, Gaol, Berrima	30
Willis James Alexander Colin	1st Class Draftsman, Surveyor General's Office	72
Wills Richard C.	Station-master, Electric Telegraph Branch, Deniliquin, afterwards Goulburn.	106, 107

Names of Officers.	Office.	Page.
Wilshire James Thompson	Clerk of Petty Sessions, Scone...	51
	Crown Lands Agent, Scone	76
	District Registrar of Births, Deaths, &c., Scone	20
	Registrar of the District Court, Scone	45
	Mining Registrar	86
Wilshire Frederick Robertson.	Registrar of the District Court, Berrima	44
	District Registrar of Births, Deaths, &c., Berrima	19
	Agent for the Sale of Crown Lands, Berrima	76
	Police Magistrate, &c., Berrima	49
	Visiting Justice, Gaol, Berrima	25
	Mining Registrar	85
Wilshire William James...	Secretary to the Marine Board...	65
Wilson James	Secretary to the Defence Commission	33
	Adjutant, 2nd Regiment, Volunteer Rifles	36, 38
Wilson William	Station Manager, Chief Telegraph Department, Sydney	104
Wilson Hon. John Bowie..	Member of Sewage and Health Board	39
Wilson Arthur	Sheep Director, Bourke...	78
Wilson T. G.	Sheep Director, Port Macquarie	80
Wilson Rev. Thomas ...	Minister of the Church of England, Kiama	112
Wilson Charles Abram ...	Captain, No. 2 Company, Volunteer Rifles	36
Wilson Watson	Field Officer, Volunteer Artillery, afterwards Commanding Artillery Brigade.	34
Wilson Alfred George ...	Cadet, Naval Brigade	38
Wilton William	Visiting Surgeon, Gaol, Maitland	30
	Vaccinator, Maitland	29
	Government Medical Officer, Maitland	31
Windeyer Walter Orton...	Sheep Director, Gundagai and Wagga Wagga	79, 81
Windeyer William Charles	Member of Exhibitions Commission	40
Winn Charles E.	Draftsman, Department of Mines	84
Wisdom Robert	Member of Exhibitions Commission	40
Wise George Foster ...	Member of the Immigration Board	28
	Agent for Immigration	28
Wiseman William John ...	Ensign, Wollongong Corps, Volunteer Rifles...	37
Wiseman John	Clerk, Lands Department	70
Wolfen William	Member of Exhibitions Commission	40
Wolrige Arthur F. ...	Assistant English Master, Sydney Grammar School	115
Wood Harrie	Under Secretary for Mines	84
Wood James Holbrook ...	District Surveyor	71
Wood Arthur Pepys ...	Road Superintendent	94
Wood William Henry ...	Vaccinator and Medical Officer, Tamworth	29, 31
	Visiting Surgeon, Gaol, Tamworth	30
Wood William	Clerk, Money Order Office	103
	Ledger Keeper, Government Savings Bank	110
Woodall William D. ...	Junior Operator, Electric Telegraph Branch, Paddington	105
Woodall George	Railway Station Master, Seven Hills, afterwards South Creek ...	92
Woodbury Catherine ...	Sub-matron, Roman Catholic Orphan School, Parramatta	54
Woodd Rev. George N. ...	Minister of the Church of England, Liverpool	112
Woodgate Edward ...	Railway Station-master, Parramatta	92
Woodhouse E. H. ...	Sheep Director, Picton	80
Woods John	Member of Exhibitions Commission	40
Woods George	Ensign, Jamberoo Corps, Volunteer Rifles	37
Woods William Frederick	Lieutenant, Mudgee Corps, Volunteer Rifles	37
Woodward John J. ...	Station-master, Electric Telegraph Branch, Queanbeyan	108
Woolrych Francis Benson William.	1st Class Surveyor	71
Woore John Chadwick ...	Commissioner of Crown Lands, Albert District	77
Worth Charles	Licensed Surveyor	75
Wotton William John Ebenezer.	Clerk of Petty Sessions, Burrowa	49
	Registrar of the District Court, Burrowa	44
	District Registrar of Births, Deaths, &c., Burrowa	19
	Agent for the Sale of Crown Lands, Burrowa	76
Wray Charles	Clerk, Audit Office	21
Wren Erasmus	Visiting Surgeon, Gaol, Wagga Wagga	30
Wright William	Sub-Inspector of Police...	23
Wright Francis Augustus.	Lieutenant, No. 3 Company, Volunteer Rifles	37
Wright Thomas Henry ...	Lieutenant, East Maitland Corps, Volunteer Rifles	37
Wright John	Training Master, Council of Education Office	54
Wyndham John	Sheep Director, Maitland	80
Wyndham Frank... ...	Sheep Director, Warialda	81
Wyndham Edward Sandford.	Licensed Surveyor	75
Wyse John	Sub-Collector of Customs, Swan Hill	61
Y		
Yarnton Frederick ...	Clerk, Registrar General's Office	18
Yates Leopold	Clerk of Petty Sessions, Yass	52
	District Registrar of Births, Deaths, &c., Yass	20
	Agent for the Sale of Crown Lands, Yass	77
	Registrar of the District Court, Yass	44
	Mining Registrar	86
Yeo George Shaftland ...	Inspector of Sheep and Cattle, Sydney	82
Young Rev. Peter ...	Minister of the Roman Catholic Church, Liverpool...	113
	Acting Roman Catholic Chaplain, Permanent Military Force ...	34
Young Edwin J.	Operator, Electric Telegraph Department	104
	Operator, Electric Telegraph Station, Albury	105
Z		
Zeal W. G...	Sheep Director, Condobolin	78
Zouch Henry	Superintendent of Police	23

NEW SOUTH WALES.

BLUE BOOK,
1875.

PART I.

Governors, Parliaments, &c.

SUMMARY.

	PAGE.
Governors	2
Parliaments	2
Ministries	3
Members of Executive Council	6
Members of Legislative Council	6
Members of Legislative Assembly	7

GOVERNORS.

SUCCESSION OF GOVERNORS of NEW SOUTH WALES, and the Dates on which they assumed and retired from the Government.

Names.	From	To
Captain A. Phillip, R.N.	26 January, 1788...	10 December, 1792.
Captain F. Grose (Lieutenant-Governor)	11 December, 1792...	12 December, 1794.
Captain Paterson, New South Wales Corps (Lieutenant-Governor)	13 December 1794...	1 September, 1795.
Captain Hunter, R.N.	7 September, 1795...	27 September, 1800.
Captain P. G. King, R.N.	28 September, 1800...	12 August, 1806.
Captain W. Bligh, R.N.	13 August, 1806...	26 January, 1808.
During Governor Bligh's suspension the Government was successively administered by—		
Lieutenant-Colonel G. Johnstone, Lieutenant-Colonel Foveaux, Colonel William Paterson, — All of the New South Wales Corps, afterwards 102nd Regiment	26 January, 1808...	28 December, 1809.
Major-General L. Macquarie	1 January, 1810...	1 December, 1821.
Major-General Sir T. Brisbane, K.C.B.	1 December, 1821...	1 December, 1825.
Colonel Stewart, 3rd Regiment or Buffs (Acting-Governor)	6 December, 1825...	18 December, 1825.
Lieutenant-General R. Darling	19 December, 1825...	21 October, 1831.
Colonel Lindsay, C.B. (Acting-Governor)	22 October, 1831...	2 December, 1831.
Major-General Sir R. Bourke, K.C.B.	3 December, 1831...	5 December, 1837.
Lieutenant-Colonel K. Snodgrass (Acting Governor)	6 December, 1837...	23 February, 1838.
Sir George Gipps	24 February, 1838...	11 July, 1846.
Sir Maurice O'Connell	12 July, 1846...	2 August, 1846.
Sir Charles A. Fitz Roy	3 August, 1846...	17 January, 1855.
Sir William Thomas Denison, K.C.B...	20 January, 1855...	22 January, 1861.
Lieutenant-Colonel John F. Kempt (Administrator)	23 January, 1861...	21 March, 1861.
Right Honorable Sir JohnYoung, K.C.B., G.C.M.G. — Administrator	22 March, 1861...	15 May, 1861.
Right Honorable Sir JohnYoung, K.C.B., G.C.M.G. — Governor-in-Chief	16 May, 1861...	24 December, 1867.
Sir Trevor Chute, K.C.B. (Administrator)	25 December, 1867...	7 January, 1868.
Right Honorable the Earl of Belmore (Privy Councillor)	8 January, 1868...	22 February, 1872.
Sir Alfred Stephen, Knt., C.B. (Administrator)	23 February, 1872...	2 June, 1872.
Sir Hercules George Robert Robinson, G.C.M.G. (Governor-in-Chief)	3 June, 1872...	(Still in Office.)

PARLIAMENTS.

RETURN showing the NUMBER OF PARLIAMENTS since the establishment of RESPONSIBLE GOVERNMENT, when opened for the DISPATCH OF BUSINESS, and DISSOLUTION OF SAME; also, the NUMBER OF SESSIONS in each Parliament.

FIRST PARLIAMENT.

Opened 22nd May, 1856.....Dissolved, 19th December, 1857.

SESSION 1.—(1856–7.)
22nd May, 1856, to 18th March, 1857.

SESSION 2.—(1857.)
11th August, 1857, to 18th December, 1857.

SECOND PARLIAMENT.

Opened 23rd March, 1858.....Dissolved, 11th April, 1859.

SESSION 1.—(1858.)
23rd March, 1858, to 26th November, 1858.

SESSION 2.—(1858–9.)
8th December, 1858, to 9th April, 1859.

THIRD PARLIAMENT.

Opened 30th August, 1859.....Dissolved, 10th November, 1860.

SESSION 1.—(1859–60.)
30th August, 1859, to 4th July, 1860.

SESSION 2.—(1860.)
25th September, 1860, to 8th November, 1860.

FOURTH PARLIAMENT.

Opened 10th January, 1861.....Dissolved, 10th November, 1864.

SESSION 1.—(1861.)
10th January, 1861, to 11th May, 1861.

SESSION 2.—(1861–2.)
3rd September, 1861, to 20th January, 1862.

SESSION 3.—(1862.)
27th May, 1862, to 20th December, 1862.

SESSION 4.—(1863–4.)
23rd June, 1863, to 22nd April, 1864.

SESSION 5.—(1864.)
18th October, 1864, to 9th November, 1864.

FIFTH PARLIAMENT.

Opened 24th January, 1865.....Dissolved, 15th November, 1869.

SESSION 1.—(1865.)
24th January, 1865, to 21st June, 1865.

SESSION 2.—(1865–6.)
24th October, 1865, to 7th April, 1866.

SESSION 3.—(1866.)
24th July, 1866, to 22nd December, 1866.

SESSION 4.—(1867–8.)
2nd July, 1867, to 27th April, 1868.

SESSION 5.—(1868–9.)
13th October, 1868, to 1st April, 1869.

SESSION 6.—(1869.)
28th September, 1869, to 13th November, 1869.

SIXTH PARLIAMENT.

Opened 27th January, 1870.....Dissolved, 3rd February, 1872.

SESSION 1.—(1870.)
27th January, 1870, to 7th May, 1870.

SESSION 2.—(1870–71.)
11th August, 1870, to 22nd June, 1871.

SESSION 3.—(1871–2.)
14th November, 1871, to 1st February, 1872.

SEVENTH PARLIAMENT.

Opened, 30th April, 1872.....Dissolved, 28th November, 1874.

SESSION 1.—(1872.)
30th April, 1872, to 13th August, 1872.

SESSION 2.—(1872–3.)
5th November, 1872, to 25th April, 1873.

SESSION 3.—(1873–4.)
9th September, 1873, to 25th June, 1874.

SESSION 4.—(1874.)
3rd November, 1874, to 26th November, 1874.

EIGHTH PARLIAMENT.

SESSION 1.—(1875.)
27th January, 1875, to 11th August, 1875.

SESSION 2.—(1875–6.)
16th November, 1875, to

MINISTRIES.

RETURN showing the different MINISTRIES since the establishment of RESPONSIBLE GOVERNMENT; also, Date of Appointment to and Retirement from Office.

Name.	Office.	From	To	Remarks.
DONALDSON MINISTRY—No. 1.				
Stuart A. Donaldson[1]	Colonial Secretary	6 June, 1856...	25 Aug., 1856.	
Thomas Holt	Colonial Treasurer			
William M. Manning[1]	Attorney General			
John Bayley Darvall[1]	Solicitor General			
George R. Nichols	Auditor General			Also Secretary for Lands and Works during same period.
William C. Mayne	.....	.....	.....	Representative of Government in Legislative Council.
COWPER MINISTRY—No. 2.				
Charles Cowper	Colonial Secretary	26 Aug., 1856...	2 Oct., 1856 ...	Also Auditor General, from 26 August to 17 September.
Robert Campbell	Colonial Treasurer			
Terence A. Murray	Secretary for Lands and Works.			
James Martin	Attorney General			
Alfred J. P. Lutwyche	Solicitor General	12 Sept., 1856...	Ditto	Representative of Government in Legislative Council.
PARKER MINISTRY—No. 3.				
Henry W. Parker	Colonial Secretary	3 Oct., 1856...	7 Sept., 1857.	
Stuart A. Donaldson	Colonial Treasurer			
John Hay	Secretary for Lands and Works.			
William M. Manning	Attorney General	Ditto	25 May, 1857.	
John Bayley Darvall	Solicitor General	Ditto	Ditto.	
	Attorney General	26 May, 1857...	7 Sept., 1857.	
Edward Wise	Solicitor General	Ditto	Ditto.	
Edward Deas-Thomson, C.B.[2]	.....	.....	.....	Representative of Government in Legislative Council—formerly Colonial Secretary.
COWPER MINISTRY—No. 4.				
Charles Cowper	Colonial Secretary	7 Sept., 1857...	26 Oct., 1859.	
Richard Jones		Ditto	3 Jan., 1858.	
succeeded by Robert Campbell	Colonial Treasurer	4 Jan., 1858...	30 Mar., 1859 ...	Deceased.
succeeded by Elias C. Weekes		18 April, 1859...	26 Oct., 1859.	
Terence A. Murray	Secretary for Lands and Public Works.	7 Sept., 1857...	12 Jan., 1858.	
succeeded by John Robertson		13 Jan., 1858...	30 Sept., 1859.	
John Robertson	Secretary for Lands	1 Oct., 1859.	26 Oct., 1859.	
Edward Flood	Secretary for Public Works	Ditto	Ditto.	
James Martin	Attorney General	7 Sept., 1857...	8 Nov., 1858.	
succeeded by Alfred J. P. Lutwyche		15 Nov., 1858...	28 Feb., 1859.	
succeeded by Lyttleton H. Bayley		1 Mar., 1859...	26 Oct., 1859.	
Alfred J. P. Lutwyche	Solicitor General	7 Sept., 1857...	.....	Appointed Attorney General.
succeeded by William Bede Dalley		15 Nov., 1858...	11 Feb., 1859.	
succeeded by John F. Hargrave		21 Feb., 1859...	26 Oct., 1859.	Re-appointed, 3 November, 1859.
John Dickson	.....	.....	.....	Representative of Government in Legislative Council.
FORSTER MINISTRY—No. 5.				
William Forster	Colonial Secretary	27 Oct., 1859...	8 Mar., 1860.	
Saul Samuel	Colonial Treasurer			
John Black	Secretary for Lands			
Geoffrey Eagar	Secretary for Public Works			Representative of Government in Legislative Council.
Edward Wise	Attorney General	Ditto	13 Feb., 1860 ...	Appointed Puisne Judge, 15 February, 1860.
succeeded by Sir W. M. Manning, Kt.		21 Feb., 1860...	8 Mar., 1860.	
John F. Hargrave	Solicitor General	3 Nov., 1859...	8 Mar., 1860 ...	Appointed Attorney General, 2 April, 1860. (Robertson Ministry.)

[1] Appointed Members of the Executive Council on the 29th April, 1856; but they did not take office until the 6th June, as some preliminary arrangements were necessary before they vacated their seats as Members of the Legislative Assembly. Mr. Alexander Warren was also appointed a Member of the Executive Council on the 21st May, 1856, but resigned without entering upon the duties of the office. [2] Vice-President of the Executive Council.

MINISTRIES—*continued.*

ROBERTSON MINISTRY—No. 6. (To 9 January, 1861.)

Name.	Office.	From	To	Remarks.
John Robertson	Secretary for Lands	9 Mar., 1860...	Merged into Cowper Ministry.	Premier to 9 January, 1861.
Charles Cowper	Colonial Secretary			
Elias C. Weekes	Colonial Treasurer			
William M. Arnold	Secretary for Public Works			
John F. Hargrave	Attorney General	2 April, 1860...		Representative of Government in Legislative Council.

COWPER MINISTRY—No. 7. (From 10 January, 1861.[1])

Name.	Office.	From	To	Remarks.
Charles Cowper	Colonial Secretary	9 Mar., 1860...	15 Oct., 1863 ...	Premier from 10 January, 1861.
Elias Carpenter Weekes	Colonial Treasurer	9 Mar., 1860...	20 Mar., 1863.	
succeeded by				
Thomas Ware Smart ...		21 Mar., 1863...	15 Oct., 1863.	
John Robertson	Secretary for Lands	9 Mar., 1860...	15 Oct., 1863.	
William M. Arnold	Secretary for Public Works	9 Mar., 1860...	15 Oct., 1863.	
John F. Hargrave	Attorney General	2 April, 1860 ...	31 July, 1863 ...	Appointed Solicitor General.
succeeded by				
John Bayley Darvall ...		1 Aug., 1863...	15 Oct., 1863.	
John F. Hargrave	Solicitor General	1 Aug., 1863...	15 Oct., 1863.	Representative of Government in Legislative Council.
Charles Cowper, junr	Clerk of the Executive Council.	.....	.....	A Member of the Government, without a Seat in the Cabinet.

MARTIN MINISTRY—No. 8.

Name.	Office.	From	To	Remarks.
James Martin	Attorney General	16 Oct., 1863...	2 Feb., 1865.	
William Forster	Colonial Secretary			
Geoffrey Eagar	Colonial Treasurer			
Peter Faucett	Solicitor General			
John Bowie Wilson	Secretary for Lands			
Arthur T. Holroyd	Secretary for Public Works			
John Hubert Plunkett[2] ...	.....	.....	.....	Representative of Government in Legislative Council—formerly Attorney General.

COWPER MINISTRY—No. 9.

Name.	Office.	From	To	Remarks.
Charles Cowper[2]	Colonial Secretary	3 Feb., 1865...	21 Jan., 1866.	
Thomas Ware Smart ...	Colonial Treasurer	3 Feb., 1865...	19 Oct., 1865 ...	Appointed Secretary for Public Works.
succeeded by				
Saul Samuel		20 Oct., 1865...	3 Jan., 1866.	Resigned.
succeeded by				
Marshall Burdekin		4 Jan., 1866...	21 Jan., 1866.	
John Bayley Darvall ...	Attorney General	3 Feb., 1865...	20 June, 1865.	
succeeded by				
John Hubert Plunkett...		25 Aug., 1865...	21 Jan., 1866 ...	Formerly Attorney General, for which he receives a Pension of £1,200 per annum. Pension not drawn during present occupancy.
John Fletcher Hargrave...	Solicitor General	3 Feb., 1865...	21 June, 1865.	
John Robertson	Secretary for Lands	3 Feb., 1865...	19 Oct., 1865.	
succeeded by				
William M. Arnold		20 Oct., 1865...	31 Oct., 1865 ...	Elected Speaker of the Legislative Assembly.
succeeded by				
John Robertson		1 Jan., 1866...	21 Jan., 1866.	
William M. Arnold	Secretary for Public Works	3 Feb., 1865...	19 Oct., 1865 ...	Appointed Secretary for Lands.
succeeded by				
Thomas Ware Smart ...		20 Oct., 1865...	21 Jan., 1866.	
James A. Cunneen	Postmaster General	1 Oct., 1865...	21 Jan., 1866 ...	A Member of the Government, without a Seat in the Cabinet.

MARTIN MINISTRY—No. 10.

Name.	Office.	From	To	Remarks.
The Honorable James Martin, Q.C.[2]	Attorney General	22 Jan., 1866...	26 Oct., 1868.	
Henry Parkes	Colonial Secretary	22 Jan., 1866...	17 Sept., 1868 ...	Resigned.
succeeded by				
Joseph Docker		28 Sept., 1868...	26 Oct., 1868 ...	Representative of Government in the Legislative Council.
Geoffrey Eagar	Colonial Treasurer	22 Jan., 1866...	26 Oct., 1868.	
John Bowie Wilson	Secretary for Lands		26 Oct., 1868.	
James Byrnes	Secretary for Public Works		26 Oct., 1868.	
Robert Mackintosh Isaacs..	Solicitor General		26 Oct., 1868.	
Joseph Docker	Postmaster General	22 Jan., 1866...	27 Sept., 1868 ...	Appointed Colonial Secretary. Representative of Government in the Legislative Council.
succeeded by				
Atkinson Alfd. Pk. Tighe		29 Sept., 1868...	26 Oct., 1868.	

[1] From which date Mr. Cowper took his seat in the Legislative Assembly as Premier.

[2] Vice-President of the Executive Council.

Name.	Office.	From	To	Remarks.
MINISTRIES—*continued.*				
ROBERTSON MINISTRY—No. 11.				
John Robertson	Colonial Secretary	27 Oct., 1868	12 Jan., 1870	Resigned.
Saul Samuel	Colonial Treasurer	27 Oct., 1868	See Cowper Ministry No. 12.	
William Forster	Secretary for Lands	27 Oct., 1868		
John Sutherland	Secretary for Public Works	27 Oct., 1868		
Sir William Montagu Manning, Knt., Q.C.	Attorney General	31 Oct., 1868		A Member of the Government, without a Seat in the Cabinet. In receipt of a Pension of £800 per annum, but not drawn during present tenure of office.
Joshua Frey Josephson succeeded by Julian Emanuel Salomons	Solicitor General	27 Oct., 1868	9 Sept., 1869	Appointed District Court Judge.
		18 Dec., 1869	See Cowper Ministry No. 12.	
Daniel Egan	Postmaster General	27 Oct., 1868		
Robert Owen	.....	27 Oct., 1868		Representative of Government in Legislative Council, with a Seat in the Cabinet.
COWPER MINISTRY—No. 12.				
Charles Cowper[1]	Colonial Secretary	13 Jan., 1870	15 Dec., 1870	Appointed Agent General for the Colony, 6 December, 1870, but held office as Colonial Secretary till 15 December, 1870.
Saul Samuel	Colonial Treasurer	27 Oct., 1868	15 Dec., 1870.	
William Forster succeeded by John Robertson	Secretary for Lands	27 Oct., 1868	14 April, 1870	Resigned.
		13 Aug., 1870	15 Dec., 1870.	
John Sutherland	Secretary for Public Works	27 Oct., 1868	15 Dec., 1870.	
Sir William Montagu Manning, Knt., Q.C.	Attorney General	31 Oct., 1868	15 Dec., 1870	A Member of the Government, without a Seat in the Cabinet. In receipt of a Pension of £800 per annum, but not drawn during present tenure of office.
Julian Emanuel Salomons	Solicitor General	18 Dec., 1869	15 Dec., 1870.	
Daniel Egan	Postmaster General	27 Oct., 1868	16 Oct., 1870	Deceased.
Robert Owen	.....	27 Oct., 1868	1 Aug., 1870	Representative of Government in the Legislative Council, with a Seat in the Cabinet. Resigned both offices, 1 August, 1870.
MARTIN MINISTRY—No. 13.				
The Honorable Sir James Martin, Knt., Q.C.[2]	Attorney General	16 Dec., 1870	13 May, 1872.	
John Robertson	Colonial Secretary			
George William Lord	Colonial Treasurer			
The Honorable John Bowie Wilson.	Secretary for Lands			
James Byrnes	Secretary for Public Works			
William Charles Windeyer	Solicitor General			
The Honorable Joseph Docker.	Postmaster General			Representative of Government in Legislative Council.
PARKES MINISTRY—No. 14.				
Henry Parkes	Colonial Secretary	14 May, 1872	8 Feb., 1875.	
William Richman Piddington succeeded by George Alfred Lloyd	Colonial Treasurer	14 May, 1872	.....	Resigned.
		5 Dec., 1872	8 Feb., 1875.	
James Squire Farnell	Secretary for Lands	14 May, 1872		Also Secretary for Mines, from 9 May to 26 July, without salary.
Robert Palmer Abbott	Secretary for Mines	27 July, 1874		
John Sutherland	Secretary for Public Works	15 May, 1872		
Edward Butler succeeded by Joseph George Long Innes	Attorney General	15 May, 1872	19 Nov., 1873	Resigned.
		20 Nov., 1873	8 Feb., 1875.	Without a Seat in the Cabinet. From 9 December, 1873.
George Wigram Allen	Minister of Justice and Public Instruction.	9 Dec., 1873		
Joseph George Long Innes	Solicitor General	14 May, 1872	19 Nov., 1873	Representative of the Government in the Legislative Council. Appointed Attorney General.
George Alfred Lloyd succeeded by Saul Samuel, C.M.G.	Postmaster General	14 May, 1872	4 Dec., 1872	Appointed Colonial Treasurer.
		5 Dec., 1872	8 Feb., 1875.	Vice-President of the Executive Council and Representative of Government in Legislative Council.
Saul Samuel	.....	14 May, 1872		
ROBERTSON MINISTRY—No. 15.				
John Robertson	Colonial Secretary	9 Feb., 1875	Still in office.	
William Forster	Colonial Treasurer			
Joseph Docker	Minister of Justice and Public Instruction.	.....	.....	Representative of the Government in the Legislative Council.
Thomas Garrett	Secretary for Lands			
John Lackey	Secretary for Public Works			
William Bede Dalley	Attorney General	.....	.....	A Member of the Government without a Seat in the Government.
John Lucas	Secretary for Mines			
John Fitzgerald Burns	Postmaster General			

[1] Vice-President of the Executive Council, from 11 January, 1870.

[2] Vice-President of the Executive Council.

EXECUTIVE COUNCIL.

RETURN of MEMBERS composing the EXECUTIVE COUNCIL during the Year 1875.

Name.	Date of Appointment.	Whether holding any and what other Civil or Military Office.
Sir Hercules George Robert Robinson, Knt., G.C.M.G. (President.)	3 June, 1872	Governor and Commander-in-Chief of the Colony of New South Wales, and Vice-Admiral of the same.
The Honorable Saul Samuel, C.M.G. (Vice-President)*	14 May, 1872	Representative of Government in Legislative Council. Postmaster General.
The Honorable Henry Parkes*	14 May, 1872	Colonial Secretary and Premier.
The Honorable George Alfred Lloyd*	14 May, 1872	Colonial Treasurer.
The Honorable James Squire Farnell*	14 May, 1872	Secretary for Lands.
The Honorable John Sutherland*	14 May, 1872	Secretary for Public Works.
The Honorable George Wigram Allen*	9 December, 1873	Minister of Justice and Public Instruction.
The Honorable Robert Palmer Abbott*	27 July, 1874	Secretary for Mines.
The Honorable John Robertson	9 Feb., 1875	Colonial Secretary and Premier.
The Honorable William Forster	9 Feb., 1875	Colonial Treasurer.
The Honorable Joseph Docker	9 Feb., 1875	Minister of Justice and Public Instruction, and Representative of Government in Legislative Council.
The Honorable Thomas Garrett	9 Feb., 1875	Secretary for Lands.
The Honorable John Lackey	9 Feb., 1875	Secretary for Public Works.
The Honorable John Lucas	9 Feb., 1875	Secretary for Mines.
The Honorable John F. Burns	9 Feb., 1875	Postmaster General.

* Resigned office 9 February, 1875.

LEGISLATIVE COUNCIL.

RETURN of MEMBERS composing the LEGISLATIVE COUNCIL in the Year 1875.

Name.	Date of Appointment.	Whether holding any and what other Civil or Military Office.
Allen, The Honorable George	24 June, 1861.	
Blaxland, the Honorable John	24 November, 1863.	
Busby, The Honorable William	1 July, 1867.	
Byrnes, The Honorable William	24 June, 1861.	
Campbell, The Honorable John	24 June, 1861.	
Campbell, The Honorable Alexander	3 June, 1864.	
Campbell, The Honorable Charles	25 January, 1870.	
Chisholm, The Honorable James	17 October, 1864.	
Cox, The Honorable George Henry	17 June, 1863.	
Cox, The Honorable Edward King	14 July, 1874.	
Dalley, The Honorable William Bede	9 February, 1875	Attorney General.
Darley, The Honorable Frederick Matthew	28 September, 1868.	
Deas-Thomson, The Honorable Sir Edward, C.B., K.C.M.G.	24 June, 1861.	
De Salis, The Honorable Leopold Fane	14 July, 1874.	
Docker, The Honorable Joseph	1 December, 1863	Minister of Justice and Public Instruction. Representative of Government in Legislative Council.
Fairfax, The Honorable John	29 October, 1874.	
Frazer, The Honorable John	14 July, 1874.	
Gordon, The Honorable Samuel Deane	2 September, 1861.	
Grahame, The Honorable William	19 January, 1875.	
Hay, The Honorable John	26 June, 1867	President.
Holt, The Honorable Thomas	28 September, 1868.	
Innes, The Honorable Sir Joseph George Long, Knight	2 September, 1873	Chairman of Committees.
Lord, The Honorable Francis	17 October, 1864.	
Macarthur, The Honorable Sir William, Knight	17 October, 1864.	
Manning, The Honorable Sir William Montagu, Knt., Q.C.	24 June, 1861.	
Montefiore, The Honorable Jacob Levi	14 July, 1874.	
Moore, The Honorable Henry	28 September, 1868.	
Ogilvie, The Honorable Edward David Stuart	24 November, 1863.	
Owen, The Honorable Robert	8 December, 1868.	
Richardson, The Honorable John	28 September, 1868.	
Russell, The Honorable Bourne	24 June, 1861.	
Samuel, The Honorable Saul, C.M.G.	11 June, 1872.	
Smart, The Honorable Thomas Ware	25 January, 1870.	
Smith, The Honorable John, M.D.	14 July, 1874	President of the Council of Education.
Stephen, The Honorable Sir Alfred, C.B., K.G.M.G.	8 March, 1875.	
Watt, The Honorable John Brown	29 October, 1874.	
Weekes, The Honorable Elias Carpenter	10 July, 1865.	
White, The Honorable James	14 July, 1874.	

LEGISLATIVE ASSEMBLY.

RETURN of MEMBERS composing the LEGISLATIVE ASSEMBLY in the Year 1875.

Electoral Districts.	Name.	Date when elected.	Whether holding any and what other Civil or Military Office.
Argyle	Edward Butler	28 December, 1874.	
Balranald	Joseph James Phelps	22 „ „	
Bathurst	Francis Bathurst Suttor	2 January, 1875.	
The Bogan	George William Lord	4 „ „	
Braidwood	Edward Greville	22 December, 1874.	
Camden	Thomas Garrett	4 January, 1875.	Accepted office as Secretary for Lands and seat declared vacant, 9 February, 1875; re-elected, 17 February, 1875.
Camden	Arthur Onslow	4 „ „	
Canterbury	Richard Hill	28 December, 1874.	
Canterbury	John Lucas	28 „ „	Accepted office as Secretary for Mines and seat declared vacant, 9 February, 1875; re-elected, 17 February, 1875.
Carcoar	Solomon Meyer	28 „ „	
The Clarence	Thomas Bawden	22 „ „	
Central Cumberland	John Lackey	8 January, 1875.	Accepted office as Secretary for Public Works and seat declared vacant, 9 Feb., 1875; re-elected, 18 February, 1875.
Central Cumberland	Joseph Wearne	8 „ „	Resigned, 12 June; seat declared vacant, 14 June, 1875.
Central Cumberland	succeeded by William Alexander Long	30 June, 1875.	
Eden	Henry Clarke	28 December, 1874.	
The Glebe	George Wigram Allen	11 „ „	Elected Speaker, 23 March, 1875; resigned office of Speaker, 30 March, 1875, and re-elected same day.
Goulburn	William Teece, junior	21 „ „	
The Gwydir	Thomas Gordon Gibbons Dangar	26 „ „	
Hartley	Thomas Brown	16 „ „	
The Hastings	Robert Burdett Smith	14 „ „	
The Hawkesbury	Henry Moses	28 „ „	
The Hawkesbury	William Richman Piddington	28 „ „	
The Hume	George Day	29 „ „	
The Hunter	John Fitzgerald Burns	2 January, 1875.	Accepted office as Postmaster General and seat declared vacant, 9 February, 1875; re-elected, 16 February, 1875.
The Lower Hunter	Archibald Hamilton Jacob	4 „ „	
The Upper Hunter	Francis White	28 December, 1874.	Deceased; seat declared vacant, 11 May, 1875.
The Upper Hunter	succeeded by Thomas Hungerford	21 June, 1875.	Election declared void by Elections and Qualifications Committee, 12 July, 1875.
The Upper Hunter	succeeded by John McElhone	5 August, 1875.	
Illawarra	Samuel William Gray	28 December, 1874.	
Kiama	Samuel Charles	18 „ „	
The Lachlan	James Watson	4 January, 1875.	
Liverpool Plains	Hanley Bennett	6 „ „	
East Macquarie	William Henry Suttor, junior	5 „ „	
East Macquarie	John Booth	5 „ „	
West Macquarie	Charles Edward Pilcher	4 „ „	
East Maitland	Stephen Scholey	16 December, 1874.	
West Maitland	Henry Emanuel Cohen	21 „ „	
Monaro	Alexander Montague	5 January, 1875.	
Morpeth	Robert Wisdom	17 December, 1874.	
Mudgee	Stephen Stiles Goold	23 „ „	
The Murray	William Hay	7 January, 1875.	
The Murrumbidgee	William Forster	2 „ „	Accepted office as Colonial Treasurer and seat declared vacant, 9 February, 1875; re-elected, 22 February, 1875.
Narellan	John Hurley	15 December, 1874.	
The Nepean	Patrick Lindesay Crawford Shepherd	23 „ „	
Newcastle	George Alfred Lloyd	8 „ „	
New England	Samuel Henry Terry	30 „ „	
Newtown	Stephen Campbell Brown	11 „ „	
Northumberland	Charles James Stevens	17 „ „	
Orange	Harris Levi Nelson	17 „ „	
Paddington	John Sutherland	8 „ „	
Parramatta	Hugh Taylor	10 „ „	
Parramatta	Charles Joseph Byrnes	10 „ „	
The Paterson	William Munnings Arnold	18 „ „	Elected Speaker, 27 January, 1875; deceased, 1 March, 1875.
The Paterson	succeeded by Herbert Harrington Brown	18 March, 1875.	
Patrick's Plains	William Charles Browne	16 December, 1874.	
Queanbeyan	John James Wright	23 „ „	
St. Leonards	James Squire Farnell	21 „ „	
Shoalhaven	James Warden	14 „ „	
East Sydney	Henry Parkes	9 „ „	
East Sydney	John Macintosh	9 „ „	
East Sydney	Alexander Stuart	9 „ „	
East Sydney	John Davies	9 „ „	
West Sydney	John Robertson	16 „ „	Accepted office as Colonial Secretary and seat declared vacant, 9 February, 1875; re-elected, 16 February, 1875.
West Sydney	George Richard Dibbs	16 „ „	
West Sydney	Henry Cary Dangar	16 „ „	
West Sydney	Angus Cameron	16 „ „	
Tenterfield	Robert Palmer Abbott	29 „ „	
The Tumut	James Hoskins	2 January, 1875.	
Wellington	John Samuel Smith	7 „ „	
The Williams	William Watson	31 December, 1874.	
Windsor	Richard Driver	16 „ „	Chairman of Committees.
Wollombi	James Augustine Cunneen	14 „ „	
Yass Plains	Michael Fitzpatrick	18 „ „	
Gold Fields South	Ezekiel Alexander Baker	11 January, 1875.	
Gold Fields West	David Buchanan	11 „ „	
Gold Fields North	Robert Henry Mariner Forster	11 „ „	

PART II.

Officers provided for under Schedule A of 18 & 19 Victoria, Cap. 54.

SUMMARY.

	PAGE.
Officers provided for under Schedule A of 18 and 19 Victoria, Cap. 54	10

OFFICERS PROVIDED FOR UNDER SCHEDULE A OF 18 & 19 VICTORIA, CAP. 54.

Office.	Name.	Date of Appointment.	By whom appointed, and under what Instrument.	Annual Salary. £ s. d.	Date of first Appointment under the Colonial Government.
OFFICERS PROVIDED FOR UNDER SCHEDULE A OF 18 & 19 VICTORIA, CAP. 54.					
His Excellency the Governor and Commander-in-Chief.	Sir Hercules George Robert Robinson, G.C.M.G.[1]	23 Feb., 1872. Entered upon official duty, 3 June, 1872.	Her Majesty, by Commission under the Great Seal of the United Kingdom.	7,000 0 0	3 June, 1872.
Chief Justice	The Honorable Sir James Martin, Knt.	19 Nov., 1873	Governor and Executive Council, by Commission	2,000 0 0 *600 0 0	26 Aug., 1856.†
Puisne Judges	John Fletcher Hargrave...	22 June, 1865	Ditto	1,500 0 0 *500 0 0	20 Jan., 1859.
	Alfred Cheeke	22 June, 1865	Ditto	1,500 0 0 *500 0 0	1 June, 1841.
Colonial Secretary	Henry Parkes	14 May, 1872	Administrator of the Government, by Commission.	2,000 0 0	14 May, 1861.†
	succeeded by John Robertson	9 Feb., 1875	Governor, by Commission.....	2,000 0 0	13 Jan., 1858.†
Colonial Treasurer.....	George Alfred Lloyd	5 Dec., 1872	Ditto	1,250 0 0 *250 0 0	14 May, 1872.
	succeeded by William Forster	9 Feb., 1875	Ditto	1,250 0 0 *250 0 0	27 Oct., 1859.†
Attorney General	Joseph George Long Innes	20 Nov., 1873	Ditto	1,500 0 0	6 June, 1870.
	succeeded by William Bede Dalley	9 Feb., 1875	Ditto	1,500 0 0	15 Nov., 1858.†
Auditor General	Christopher Rolleston[2] ...	10 Nov., 1864	Governor and Executive Council	900 0 0	1 Jan., 1843.
Private Secretary	George Henry de Robeck[3]..	3 June, 1872	The Governor.....	400 0 0	3 June, 1872.
	succeeded by The Honorable Walter Hely Hutchinson.	6 Jan., 1875	Ditto	400 0 0	6 Jan., 1875.

[1] Allowed a residence. Governor of Norfolk Island, without salary. [2] Trustee of the New South Wales Savings Bank and of the Museum, and Member of Senate, Sydney University, without emolument. [3] To 5 January. Resigned. * Provided by Colonial Acts. † Services not continuous.

PART III.

Executive and Legislative Establishments.

SUMMARY.

	PAGE.
His Excellency the Governor	12
Executive Council	12
Legislative Council	12
Legislative Assembly	13
Legislative Council and Assembly	13
Parliamentary Library	13

EXECUTIVE AND LEGISLATIVE.

GOVERNOR-IN-CHIEF.

Office.	Name.	Date of Appointment.	By whom appointed, and under what Instrument.	Annual Salary.	Date of first Appointment under the Colonial Government.
				£ s. d.	
Governor and Commander-in-Chief; Private Secretary	See Schedule A, page 10.				
Aide-de-Camp	Edward Beauchamp St. John.[1]	3 June, 1872	Governor	9/6 ℔ diem.	3 June, 1872.
Clerk to Private Secretary	William Byrnes	1 July, 1871	Governor and Executive Council	315 0 0	1 July, 1871.
Messenger (1)[2]	.....	.....	.....	150 0 0	
Mounted Orderlies :—					
Sergeant (1)	.....	.....	.....	9/6 ℔ diem.	
Orderlies (3)	.....	.....	.....	1 at 7/6 „ 2 at 7/– „	each.

[1] Allowed £173 per annum lodging money, and £146 per annum in lieu of forage and incidental expenses. Captain, half-pay, 73rd Regiment of Foot.
[2] Allowed a house.

EXECUTIVE COUNCIL.

Clerk of the Executive Council.	Alexander Campbell Budge	16 Oct., 1863	Governor and Executive Council	600 0 0	4 Nov., 1858.
Clerk (Temporary)	Edmund C. Hopkins[1]	1 July, 1872	Colonial Secretary	100 0 0	1 July, 1872.
	succeeded by				
	Vere Hunt	12 July, 1875	Governor and Executive Council	150 0 0	17 Sept., 1863.
Messenger (1)	.....	.....	.....	120 0 0	
Officekeeper (1)	.....	.....	.....	18 0 0	

[1] To 11 July—Appointed Clerk, Registrar General's Office.

LEGISLATIVE COUNCIL.

President	John Hay	8 July, 1873	Governor and Executive Council, by Commission under the Great Seal of the Colony.	1,200 0 0	3 Oct., 1856.*
Chairman of Committees	Joseph Docker[1]	16 Jan., 1873 and 4 Nov., 1874	Elected by Legislative Council (sessionally).	500 0 0	22 Jan., 1866.*
	succeeded by				
	Sir Joseph George Long Innes, Knt.	10 Feb., 1875	Ditto	500 0 0	6 June, 1870.*
Clerk of the Council and Clerk of the Parliaments.	John Jackson Calvert	1 April, 1871	Governor and Executive Council, by Commission under the Great Seal of the Colony.	700 0 0	1 Aug., 1853.
Clerk Assistant	Adolphus Philip Clapin	1 April, 1871	Governor and Executive Council	500 0 0	1 Aug., 1850.
Usher of the Black Rod	Henry John Tudor Shadforth.	27 June, 1860	Governor and Executive Council, by Commission under the Great Seal of the Colony.	400 0 0	16 May, 1856.
Shorthand Writer	John Agar Scarr	20 May, 1856	Governor and Executive Council	550 0 0	4 May, 1847.
1st Clerk	Stewart Marjoribanks Mowle	1 April, 1871	Ditto	400 0 0	21 Aug., 1852.
2nd Clerk	Leonard Smirnoff Cooper	1 April, 1871	Ditto	300 0 0	17 Dec., 1858.
3rd Clerk	William Leonard Edwards	1 April, 1871	Ditto	250 0 0	21 June, 1864.
4th Clerk	Edward Adam Garland	14 Oct., 1874	Ditto	200 0 0	6 Feb., 1872.
Principal Messenger (1)[2]	.....	1 Nov., 1871	The President	150 0 0	
Doorkeeper (1)	.....	.....	Ditto	120 0 0	
Assistant Messengers (2)	.....	.....	Ditto	110 0 0	each.
Extra Messengers (2)	.....	.....	Ditto	110 0 0	„

[1] To 9 February—Accepted the office of Minister of Justice and Public Instruction. [2] Allowed quarters. * Services not continuous.

NOTE.—The Clerk of the Council, &c., gives security to the amount of £300.

Office.	Name.	Date of Appointment.	By whom appointed, and under what Instrument.	Annual Salary.	Date of first Appointment under the Colonial Government.
				£ s. d.	

LEGISLATIVE ASSEMBLY.

Speaker	William Munnings Arnold[1]	27 Jan., 1875	Elected by Legislative Assembly	1,200 0 0	25 Mar., 1858.*
	succeeded by George Wigram Allen[2]	23 Mar., 1875	Ditto	1,200 0 0	9 Dec., 1873.*
Chairman of Committees	Richard Driver[3]	24 Mar., 1875	Ditto	500 0 0	8 Nov., 1872.*
Clerk of Assembly	Stephen Wilson Jones[4]	22 Oct., 1869	Governor and Executive Council, by Commission.	800 0 0	2 Nov., 1843.*
Clerk Assistant	Frederick William Webb	1 Feb., 1873	Governor and Executive Council	600 0 0	20 Oct., 1851.
2nd Clerk Assistant	John Arthur Vivian	1 Feb., 1873	Ditto	500 0 0	1 Nov., 1855.
Sergeant-at-Arms	Laurence Joseph Harnett	7 May, 1873	Governor and Executive Council, by Commission.	400 0 0	25 Sept., 1860.*
Shorthand Writer	James Hugh Palmer	28 June, 1858	Governor and Executive Council	550 0 0	1 Jan., 1844.
Clerk of Records	Richard Aldous Arnold	7 May, 1873	Ditto	400 0 0	3 Jan., 1867.
Clerk of Select Committees	Richard Windeyer Robertson.	7 May, 1873	Ditto	350 0 0	13 Nov., 1866.
Clerk of Printing Branch	William Munnings Montagu Arnold.	7 May, 1873	Ditto	300 0 0	1 Feb., 1867.
Clerk in Charge of Printed Papers.	Sidney Alfred Lindeman	7 May, 1873	Ditto	250 0 0	7 May, 1873.
Clerks	Charles Broughton Boydell.	1 Feb., 1873	Ditto	250 0 0	1 Feb., 1873.
	Frank Cory	1 April, 1873	Ditto	175 0 0	1 Mar., 1869.
	Frank Walsh	4 Aug., 1874	Ditto	150 0 0	4 Aug., 1874.
Principal Messenger (1)	.....	.....	Clerk of Legislative Assembly	180 0 0	
Principal Doorkeeper (1)	.....	.....	Ditto	125 0 0	
Assistant Messengers (2)	.....	.....	Ditto ... { 1 at / 1 at	123 0 0 / 110 0 0	
Extra Messengers (6)	.....	.....	Speaker	110 0 0	each.

[1] To 1 March—Deceased. [2] To 30 March—Resigned. Re-elected same day. [3] Re-elected 18 November, 1875. [4] Gives security to the amount of £300.
* Services not continuous.

LEGISLATIVE COUNCIL AND ASSEMBLY.

Stewardess & Housekeeper[1]	Agnes Dettman[2]	26 Mar., 1873	Governor and Executive Council	225 0 0	26 Mar., 1873.
	succeeded by				
Steward and Housekeeper	William George Cassidy	23 Oct., 1875	Ditto	225 0 0	23 Oct., 1875.
Assistant Housekeeper (1)[3]	.....	.....	President of the Legislative Council and Speaker of the Legislative Assembly.	64 0 0	
Watchman (1)	.....	.....	Ditto	110 0 0	
House Servant (1)[4]	.....	.....	Ditto	110 0 0	
Stable-man (1)[4]	.....	.....	Ditto	110 0 0	
Outdoor Servant (1)	.....	.....	Ditto	110 0 0	
Cook (1)	.....	.....	Ditto	150 0 0	
Refreshment-room Waiters (3).	.....	.....	Ditto	110 0 0	each.
Female Servants (3)[3]	.....	.....	Ditto	54 0 0	„
Scullery-maid (1)[3]	.....	.....	Ditto	54 0 0	

[1] Allowed a house, fuel, and light. [2] To the 22 October—Resigned. [3] Allowed quarters. [4] Allowed a house.

PARLIAMENTARY LIBRARY.

Assistant Librarian	Conrad Martens[1]	6 Oct., 1863	Governor and Executive Council	300 0 0	6 Oct., 1863.
Second do.	Robert Rogers	1 Jan., 1863	Ditto	300 0 0	5 April, 1861.
Messenger (1)	.....	.....	Clerk of Legislative Assembly	125 0 0	

[1] Gives security to the amount of £200.

PART IV.

Branch Royal Mint.

SUMMARY.

	PAGE.
Branch Royal Mint	16

BRANCH ROYAL MINT.

Office.	Name.	Date of Appointment.	By whom appointed, and under what Instrument.	Annual Salary.	Date of first Appointment under the Colonial Government.
				£ s. d.	
BRANCH ROYAL MINT.					
Deputy Master	Charles Elouis	22 July, 1868	Her Majesty, by Warrant under the Royal Signet and Sign Manual.	1,150 0 0	
Senior Clerk and Coiner	William Fredk. Gibson[1]	1 April, 1872	Warrant of the Lords of the Treasury.	600 0 0	
Senior Clerk and Melter	Edward Offord Heywood	1 Oct., 1870	Ditto	480 0 0	
Senior Assayer	Adolph Leibius	18 Aug., 1870	Ditto	630 0 0	
Assayer	John Warner M'Cutcheon	1 Oct., 1870	Ditto	480 0 0	
Senior Clerks	Lyndon Bolton Carpenter	1 Jan., 1859	The Lords of the Treasury	400 0 0	
	John Ford Adams	1 July, 1861	Ditto	400 0 0	
Deputy Master's Clerk, &c.	John Alexander Macfarlane[2]. succeeded by	1 April, 1872	Ditto	285 0 0	
	Arthur Forster French	14 June, 1875	Ditto	165 0 0	
Junior Clerks—First Class	Arthur Forster French[3]	1 Jan., 1874	Ditto	115 0 0	
	Henry Kennedy Kelly	1 Jan., 1874	Ditto	115 0 0	
Junior Clerk—Second Class	John Alfred Stanger Leathes.[4]	1 Jan., 1874	Ditto	80 0 0	
Junior Clerk—First Class	Edward Henry Arnheim	14 June, 1875	Ditto	100 0 0	
Junior Clerk—Second Class	Edward Henry Arnheim[3]	1 Jan., 1874	Ditto	70 0 0	
Probationary Junior Clerks	David John Kirkwood Colley.	1 July, 1875	Ditto	50 0 0	
	Edward Joseph Brookes Du Moulin.	1 July, 1875	Ditto	50 0 0	
Assistant Clerk and Storekeeper.	Archibald Gardner	1 Jan., 1869	Ditto	300 0 0	
Weigher and Balance Mechanician.	Charles Bolton	1 Jan., 1867	Ditto	200 0 0	
Foreman of Machinery, and Engineer.	Joseph Newton	14 May, 1855	Ditto	295 0 0 to 30 June. 300 0 0 from 1 July.	
Foreman of Melting-house	Richard Whiting	1 Jan., 1869	Ditto	230 0 0	
Foreman of Coining Department.	Henry Bradstock	22 Nov., 1853	Ditto	230 0 0 to 30 June. 250 0 0 from 1 July.	
Foreman of Refinery	Thomas Gilchrist	1 Jan., 1872	Ditto	200 0 0	
Messenger and Office-keeper (1)[5].	.....	.....	Ditto	150 0 0	
Housekeeper (1)[5]	.....	.....	Ditto	50 0 0	

[1] Allowed quarters. [2] To 11 June, deceased. [3] To 13 June, promoted. [4] To 7 April, resigned. [5] Allowed quarters and fuel.

NOTE.—The Sydney Branch of the Royal Mint is under the immediate control of the Lords Commissioners of Her Majesty's Treasury.

PART V.

Colonial Secretary,

AND THE

DEPARTMENTS UNDER HIS SUPERVISION AND CONTROL.

SUMMARY.

	PAGE.
Colonial Secretary	18
Registrar General	18
Auditor General	21
Industrial Schools—	
Nautical School Ship "Vernon"	22
Biloela Industrial School for Girls	22
Biloela Reformatory School for Girls	22
Inspector General of Police	23
Comptroller-General of Prisons	24
Gaols—Darlinghurst	24
Parramatta	24
Bathurst	25
Maitland	25
Goulburn	25
Berrima	25
Wagga Wagga	26
Yass	26
Albury	26
Braidwood	26
Armidale	26
Port Macquarie	26
Mudgee	26
Deniliquin	27
Cooma	27
Police Gaols	27
Immigration Agent	28
Immigration Board	28
Medical Board	28
Medical Adviser, Vaccination, Medical Officers, &c.	28
Lunatic Asylums—Hospital for the Insane, Gladesville	31
Parramatta	32
Lunatic Asylums—Lunatic Receiving House, Darlinghurst	32
Lunatic Asylum for Imbeciles and Institution for Idiots, Newcastle	32
Board of Visitors to Lunatic Asylums	32
Inspector of Public Charities	32
Government Asylums for the Infirm and Destitute	33
Commissioners to advise the Government in matters connected with the Defence of the Colony from Foreign Aggression	33
Permanent and Volunteer Military Forces—	
General Staff	33
Permanent Military Force	34
Artillery	34
Volunteer Rifles	35
Naval Brigade	38
Agent General for the Colony (for year 1874)	39
Inspector of Kerosene for the Colony	39
Friendly Societies—Registrar	39
Sydney, City, and Suburban Sewage and Health Board	39
Philadelphia International and Melbourne Intercolonial Exhibitions Commission	39

COLONIAL SECRETARY.

Office.	Name.	Date of Appointment.	By whom appointed, and under what Instrument.	Annual Salary. £ s. d.	Date of first Appointment under the Colonial Government.
COLONIAL SECRETARY.					
Colonial Secretary	(See page 10.)				
Under Secretary	Henry Halloran, J.P.	19 Feb., 1866	Governor and Executive Council, by Commission.	800 0 0	1 May, 1827.
Clerks—Chief	William Goodman	20 Jan., 1866	Governor and Executive Council	600 0 0	20 May, 1835.
First	Maxwell Rennie Allan	1 Aug., 1868	Ditto	450 0 0	1 Jan., 1846.
Second	Critchett Walker	1 Dec., 1866	Ditto	400 0 0	28 Oct., 1856.*
Third	Edward Wise M'Kenny	1 Jan., 1868	Ditto	300 0 0	7 Nov., 1862.
Fourth	John James Macartney Beatty, B. A., L.L.B.	28 April, 1872	Administrator of Government and Executive Council.	300 0 0	1 Sept., 1868.
Fifth	Thomas Pedder M'Lerie	1 Mar., 1874	Governor and Executive Council	200 0 0	13 Dec., 1865.
Sixth	John George Cohen	1 Mar., 1874	Ditto	175 0 0	1 Sept., 1868.
	James John Taylor	10 Mar., 1874	Ditto	150 0 0	4 May, 1866.*
	Edward Wentworth Doyle[1]	1 Jan., 1875	Ditto	100 0 0	1 Oct., 1873.
	succeeded by				
	James Edward Ormiston	22 April, 1875	Ditto	100 0 0	1 Jan., 1875.
Junior	James Edward Ormiston[2]	1 Jan., 1875	Ditto	75 0 0	1 Jan., 1875.
	succeeded by				
	Thomas William Leahy	22 April, 1875	Ditto	75 0 0	1 Jan., 1875.
	Thomas William Leahy[2]	1 Jan., 1875	Ditto	50 0 0	1 Jan., 1875.
	succeeded by				
	James Adam Brodie	12 April, 1875	Ditto	50 0 0	12 April, 1875.
Messengers (2)				1 at 153 0 0 1[3] at 150 0 0	
Officekeeper (1)[4]				0 3 4	per diem.
Watchman (1)				0 5 0	„

[1] To the 21 April. Council Office, £18 per annum. [2] Promoted. [3] Allowed quarters. [4] Allowed quarters, fuel, and light; Officer-keeper, Executive
* Services not continuous.

REGISTRAR GENERAL.

Registrar General and Chairman of Land Titles Commissioners	Edward Grant Ward, J.P.	15 Dec., 1870	Governor and Executive Council	700 0 0	1 Jan., 1863.
STATISTICAL BRANCH.					
Compiler of General Statistics.	Henry Charles Edwin Newcombe.	1 Oct., 1858	Ditto	350 0 0	22 April, 1852.
Examiner and Compiler of Vital Statistics.	William Lachlan Dawes	29 Jan., 1869	Ditto	250 0 0	8 Sept., 1858.
Clerks	Charles Henry Grant[1]	21 April, 1858	Ditto	200 0 0	21 April, 1858.
	succeeded by				
	William Alexander Abbott	1 Sept., 1875	Ditto	200 0 0	16 Mar., 1859.
	Samuel Charles James Evelyn.	1 June, 1863	Ditto	175 0 0	1 June, 1863.
	John Duff[2]	22 Aug., 1870	Ditto	150 0 0	1 July, 1854.*
	succeeded by				
	Stephen Punch[3]	1 Sept., 1875	Ditto	150 0 0	15 May, 1869.
	succeeded by				
(Temporary)	William R. Hogan	12 Dec., 1875	Colonial Secretary	150 0 0	12 Dec., 1875.
	William Ridley, junr.	26 Aug., 1872	Governor and Executive Council	150 0 0	26 Aug., 1872.
	Robert William Codrington	1 July, 1874	Ditto	75 0 0	29 Sept., 1872.
LAND TITLES BRANCH.					
Land Titles Commissioners	Richard Jones	1 Jan., 1863	Ditto	Fees 184 17 6	7 Sept., 1857.*
	Alexander Walker Scott	4 June, 1866	Ditto	Fees 184 17 6	4 June, 1866.
Examiners	Edmund Burton	6 July, 1868	Ditto	800 0 0	— Mar., 1841.*
	Alexander Oliver	13 July, 1874	Ditto	800 0 0	1 Aug., 1865.
	John Booth Jones	13 July, 1874	Ditto	800 0 0	13 July, 1874.
Examiners' Clerk	Jonas Lander	1 Jan., 1863	Ditto	300 0 0	1 Jan., 1863.
Assistant Clerk	Frederick Yarnton	1 Sept., 1872	Ditto	100 0 0	26 Sept., 1870.
Deputy Registrar General	Charles John Muddle	15 Dec., 1870	Ditto	450 0 0	3 Dec., 1853.
Principal Draftsman and Surveyor.	Robert Mead Pearson	1 April, 1866	Ditto	500 0 0	1 Oct., 1855.
Assistant Draftsman	Wilfred De Courcy Lewis	1 July, 1874	Ditto	300 0 0	16 Mar., 1863.
Junior Assistant Draftsmen	James Lyon Spark	23 July, 1874	Ditto	250 0 0	3 June, 1863.
	Albert Newcombe	13 Jan., 1869	Ditto	125 0 0	13 Jan., 1869.
	Charles Thomas Board	12 Sept., 1872	Ditto	125 0 0	12 Sept., 1872.
	James Charles Beaumont Waller.	12 Sept., 1872	Ditto	75 0 0	12 Sept., 1872.
Counter Clerk	William Shirley Muddle	15 Dec., 1869	Ditto	250 0 0	1 Jan., 1863.
Indexing and Corresponding Clerk.	Frederick Charles William Elyard.	1 Mar., 1864	Ditto	225 0 0	1 April, 1857.
Registration Clerk	Stephen Punch[4]	15 May, 1869	Ditto	150 0 0	15 May, 1869.
	succeeded by				
	Charles Hardwick Keele	1 Sept., 1875	Ditto	125 0 0	1 Mar., 1873.
Clerk	Charles Hardwick Keele[5]	1 Mar., 1873	Ditto	50 0 0	1 Mar., 1873.

[1] Mr. Grant exchanged with Mr. Abbott, Postmaster at Mudgee. [2] Transferred to Deeds Branch. [3] Appointed a Clerk in the Lands Department.
[4] Transferred to Statistical Branch. [5] Promoted. * Services not continuous.

Office.	Name.	Date of Appointment.	By whom appointed, and under what Instrument.	Annual Salary. £ s. d.	Date of first Appointment under the Colonial Government.
COLONIAL SECRETARY—REGISTRAR GENERAL—*continued.*					
LAND TITLES BRANCH—*continued.*					
Clerks	Vere Hunt[1] succeeded by	4 Mar., 1874	Governor and Executive Council	125 0 0	17 Sept., 1863.†
	Edmund Conroy Hopkins..	12 July, 1875	Ditto	125 0 0	1 July, 1872.
	Edward Arthur Parnell ...	17 April, 1875	Colonial Secretary	50 0 0	17 April, 1875.
	John Connery	19 Aug., 1875	Ditto	150 0 0	7 April, 1859.†
Messenger ... } (1)	.....	.....	Registrar General	100 0 0	
Book Porter }			Ditto	50 0 0	
DEEDS BRANCH.					
Clerk and Deputy Registrar of Deeds.	James Boscawen Duff.....	13 Dec., 1866	Governor under Act 20 Vic., No. 27.	300 0 0	1 Nov., 1853.
Clerks	Henry Wheeler Gillam ...	6 May, 1867	Governor and Executive Council	200 0 0	6 May, 1867.
	Sydney Jno. Iceton[2] ..... succeeded by	15 Dec., 1870	Ditto	175 0 0	19 Feb., 1869.
	John Duff	1 May, 1875	Ditto	175 0 0	1 July, 1854.†
	Robert Rowland Grant ...	1 July, 1874	Ditto	50 0 0	1 July, 1874.
Book Porter (1)[3]	.....	.....	.....	120 0 0	
Office-keeper to Department (1).	.....	.....	.....	50 0 0	
DISTRICT REGISTRARS OF BIRTHS, DEATHS, &c.					
Sydney	Edward Grant Ward, J.P.	15 Dec., 1870	Governor and Executive Council	(See p. 18.)	1 Jan., 1863.
Balmain	William Parker	4 July, 1861	Registrar General	*	4 July, 1861.
Newtown	Charles Alfred Newman ...	9 April, 1857	Ditto	*	9 April, 1857.
Glebe	R. Cobbin	16 Nov., 1875	Ditto	*	16 Nov., 1875.
Redfern	Christopher Warburton ...	30 Oct., 1865	Ditto	*	30 Oct., 1859.
Waterloo	T. A. Salmon	1 April, 1874	Ditto	*	1 April, 1874.
Paddington	Henry Gale	1 July, 1863	Ditto	*	5 Dec., 1856†
Randwick ... (Assistant)	G. B. Gough ...	2 Sept., 1872	Ditto	*	17 May, 1871.
Concord	John Watts	3 Sept., 1860	Ditto	*	3 Sept., 1860.
St. George	Theophilus Henry Bolger..	13 Oct., 1866	Ditto	*	13 Oct., 1866.
St. Leonards	Robert Dalzell Ward	28 Feb., 1856	Ditto	*	28 Feb., 1856.
Country Districts—					
Albury	James Chas. W. Crommelin	8 July, 1872	Ditto	*	8 July, 1872.
Armidale	Sydney Blythe, C.P.S. ...	2 Aug., 1869	Ditto		21 Oct., 1858.
Balranald	R. B. Mitchell, C.P.S.	7 Feb., 1867	Ditto		1 Mar., 1858.
Bathurst	J. Beuzeville	8 April, 1874	Ditto		28 Feb., 1856.
Bega	John Davis, C.P.S.	1 Jan., 1871	Ditto		1 Dec., 1865.
Berrima	Frederick Robertson Wilshire, P.M.	1 May, 1872	Ditto		1 Mar., 1862.†
Binalong	Wm. J. E. Wotton, C.P.S.	2 Aug., 1869	Ditto		17 Jan., 1862.
„ Grenfell (Assistant)	Wm. Fox Parker, C.P.S....	17 Feb., 1870	Ditto		26 April, 1862.
Bombala	James Giles, C.P.S.	24 Jan., 1871	Ditto		3 June, 1862.
Bourke	Louis F. Layard, C.P.S. ...	26 Oct., 1874	Ditto		1 Oct., 1868.
Braidwood	Ralph Clemenger, C.P.S...	2 Aug., 1869	Ditto		19 April, 1861.
Brisbane Water	Thos. C. Battley, C.P.S. ...	9 July, 1856	Ditto		8 Aug., 1843.
Broulee	A. Lumsdaine, C.P.S.	1 Mar., 1875	Ditto		10 June, 1872.
Camden	John B. Martin, C.P.S. ...	14 Aug., 1856	Ditto		1 Sept., 1852.
Campbelltown	Henry Arkell Smith, C.P.S.	22 April, 1872	Ditto		15 April, 1872.
Carcoar	Edward J. C. North, C.P.S.	1 May, 1865	Ditto		1 May, 1865.
Cassilis	John Morris, C.P.S.	26 Mar., 1856	Ditto		17 Oct., 1854.
Clarence Town	David Farquhar	30 Mar., 1857	Ditto	*	30 Mar., 1857.
Cooma	G. H. Smithers, C.P.S. ...	12 Sept., 1875	Ditto		22 Oct., 1868.
Coonabarabran	Fredk. W. Edwards, P.M. & C.P.S.	25 Nov., 1863	Ditto		28 Oct., 1863.
Cowra	John Arkins, C.P.S.	14 Nov., 1870	Ditto		1 June, 1868.
Deniliquin	W. H. Hooper	1 June, 1874	Ditto	*	1 June, 1874.
Dubbo	Luke M'Guinn, C.P.S. ...	1 Aug., 1863	Ditto		1 Nov., 1861.
Dungog	Henry Gordon, C.P.S.	1 Nov., 1859	Ditto		1 May, 1859.
Eden	Christopher D. Hays, C.P.S.	3 Aug., 1865	Ditto		7 Oct., 1864.
Forbes	Stephen Freeman, C.P.S...	1 Sept., 1873	Ditto		22 Oct., 1862.
„ Parkes (Assistant)	A. B. Armstrong, C.P.S....	13 July, 1874	Ditto		1 Jan., 1867.
Goulburn	Chas. S. Alexander, C.P.S.	31 Mar., 1862	Ditto		8 Feb., 1861.
Grafton	Wm. H. Thomas, C.P.S....	1 April, 1874	Ditto		12 April, 1864.
„ Maclean (Assistant)	Samuel MacNaughton.....	1 June, 1872	Ditto		1 June, 1870.
Gundagai	Archibald Scott Smith ...	1 Feb., 1872	Ditto	*	20 July, 1865.
„ Adelong (Assistant)	William J. Shelley	1 Aug., 1872	Ditto	*	1 Aug., 1872.
Hartley	William P. M'Dermott ...	25 July, 1869	Ditto	*	25 July, 1869.
Hay	J. E. Pearce, P.M.	1 June, 1874	Ditto		1 June, 1862.
Inverell	W. C. Cardew, C.P.S.	1 April, 1875	Ditto		14 Aug., 1873.

Paid by fees, at the rate of 3s. per entry, up to £30; after that, at 1s. 6d. per entry.

[1] Exchanged appointment with Mr. Hopkins, Executive Council Office. [2] To 20 April. [3] Allowed quarters, fuel, and light. † Services not continuous.

Places marked thus * denote that 3s. per entry is allowed.

COLONIAL SECRETARY—REGISTRAR GENERAL—*continued.*

DISTRICT REGISTRARS—*continued.*

Office.	Name.	Date of Appointment.	By whom appointed, and under what Instrument.	Annual Salary. £ s. d.	Date of first Appointment under the Colonial Government.
Country Districts—*contd.*					
Kiama	Henry Connell, jun., P.M.	5 June, 1863	Registrar General	Paid by fees, at the rate of 3s. per entry, up to £30; after that, at 1s. 6d. per entry.	21 Aug., 1844.
Liverpool	William Long	8 June, 1866	Ditto	*	8 June, 1866.
Manning River	Jasper Albert Creagh, C.P.S.	15 May, 1856	Ditto		1 May, 1856.
M'Donald River	John Pescud	21 Feb., 1859	Ditto	*	21 Feb., 1859.
M'Leay River	William H. Thornton, J.P.	29 June, 1857	Ditto	*	29 June, 1857.
Boat Harbour (Assistant)	A. M. Fisher	1 Nov., 1875	Ditto		
Nambucca River do	George Robinson	4 Aug., 1873	Ditto	*	4 Aug., 1873.
Maitland	Daniel Carter	14 Aug., 1856	Ditto	*	14 Aug., 1856.
Menindie	R. R. Morriset, P.M.	9 Feb., 1875	Ditto		1 Feb., 1875.
Moama	Albert Davies	1 Aug., 1874	Ditto	*	1 Aug., 1874.
Molong	J. H. Nisbet, C.P.S.	1 Nov., 1875	Ditto		1 Sept., 1875.
Morpeth	John Keating	16 Sept., 1872	Ditto	*	1 July, 1858.†
Moulamein	Thos. Linton	13 July, 1860	Ditto	*	13 July, 1860.
Mudgee	George Leary, C.P.S.	1 Jan., 1871	Ditto		17 Oct., 1868.
„ Gulgong (Assistant)	Lester S. Donaldson, C.P.S.	2 Oct., 1871	Ditto		19 Sept., 1871.
Murrurundi	George G. Brodie, C.P.S.	2 Aug., 1869	Ditto		19 Mar., 1858.
Muswellbrook	Timothy Foley, C.P.S.	1 Dec., 1867	Ditto		1 Dec., 1867.
Narrabri	Chas. Edward Smith, P.M.	16 May, 1859	Ditto		25 Mar., 1851.
Newcastle	John Burrowes	28 Feb., 1856	Ditto	*	28 Feb., 1856.
Lambton (Assistant)	William F. Dent	13 Aug., 1874	Ditto	*	13 Aug., 1874.
Wallsend do	F. Alnwick	1 Jan., 1875	Ditto	*	1 Jan., 1875.
Nundle	Samuel Kermode	2 Mar., 1874	Ditto	*	2 Mar., 1874.
Orange	Wm. T. Evans, C.P.S.	20 Feb., 1856	Ditto		20 April, 1851.
Parramatta	George Langley, J.P., C.P.S.	2 Aug., 1869	Ditto		1 Aug., 1837.
Paterson	B. Newbury	22 Mar., 1858	Ditto		22 Mar., 1858.
Patrick's Plains	Fredk. Thomas Robinson	1 Nov., 1872	Ditto	*	1 Nov., 1872.
Penrith	John K. Cleeve, C.P.S.	2 Aug., 1869	Ditto	*	3 July, 1865.
Picton	William R. Antill	30 Mar., 1857	Ditto		30 Mar., 1857.
Port Macquarie	Robert Issell Perrott, C.P.S.	1 Oct., 1873	Ditto	*	1 Aug., 1859.
Port Stephens	Thomas Laman, C.P.S.	2 Mar., 1874	Ditto		13 April, 1859.
Queanbeyan	Frederick B. Russell, P.M.	1 July, 1869	Ditto		3 Aug., 1864.
Raymond Terrace	William Gloag	28 Feb., 1856	Ditto		28 Feb., 1856.
Richmond	John Ducker	5 Feb., 1862	Ditto		5 Feb., 1862.
Richmond River	M. M. Campbell, C.P.S.	26 April, 1875	Ditto	*	1 April, 1875.
Ryde	George M. Pope, C.P.S.	30 Mar., 1857	Ditto	*	30 Mar., 1857.
Rylstone	Wm. W. Armstrong, C.P.S.	5 Mar., 1857	Ditto		1 July, 1854.
Scone	James Thompson Wilshire, C.P.S.	1 May, 1872	Ditto		1 Sept., 1862.†
Shoalhaven	William Lovegrove, C.P.S.	2 Aug., 1869	Ditto		1 Jan., 1857.
Sofala	W. Newbery	23 Sept., 1875	Ditto		23 Sept., 1875.
Tambaroora	James Sydney Willard	1 June, 1872	Ditto	*	1 June, 1872.
„ Hill End (Assistant)	F. C. Macarthur, C.P.S.	1 May, 1875	Ditto	*	1 July, 1873.
Tamworth	John M'Donald, C.P.S.	9 May, 1859	Ditto	*	6 Feb., 1851.
„ Gunnedah (Assistant)	T. K. Abbott, C.P.S.	1 Jan., 1873	Ditto		14 Dec., 1867.
Tenterfield	J. Simons, C.P.S.	1 Sept., 1875	Ditto	*	1 Sept., 1875.
Tweed River	James Bray	14 Oct., 1866	Ditto		1 Jan., 1866.
Tumut	Henry Hilton	20 Feb., 1856 / 15 Jan., 1870	Ditto	*	20 Feb., 1856.†
Ulladulla	John V. Wareham, C.P.S.	2 Aug., 1869	Ditto		19 Mar., 1863.
Wagga Wagga	Edwin H. Tompson, C.P.S.	2 Aug., 1869	Ditto		29 Jan., 1864.
Walgett	F. B. Hales, P.M.	1 Dec., 1875	Ditto		1 April, 1861.
Warialda	R. H. Fitzsimons, C.P.S.	22 Nov., 1867	Ditto		9 Jan., 1852.
Wellingrove	George Martin, C.P.S.	20 Oct., 1871	Ditto		3 Mar., 1868.
Wellington	Frederick Marsh, C.P.S.	28 April, 1862	Ditto		8 April, 1852.
Wentworth	W. L. Richardson, P.M.	9 April, 1871 / 1 April, 1872	Ditto		11 Nov., 1862.
Windsor	Wm. H. H. Becke, C.P.S.	1 April, 1874	Ditto		8 June, 1853.
Wollombi	Thomas S. Townshend	31 Mar., 1862	Ditto	*	31 Mar., 1862.
Wollongong	A. A. Turner, C.P.S.	2 Aug., 1869	Ditto		23 May, 1848.
Yass	Leopold Yates, C.P.S.	17 June, 1870	Ditto		10 July, 1862.
Young	J. R. Edwards, C.P.S.	2 Aug., 1869	Ditto		14 Mar., 1862.

Places marked thus * denote that 3s. per entry is allowed.

† Services not continuous.

Office.	Name.	Date of Appointment.	By whom appointed, and under what Instrument.	Annual Salary. £ s. d.	Date of first Appointment under the Colonial Government.
COLONIAL SECRETARY—*continued.*					
AUDITOR GENERAL.					
Auditor General	Provided in Schedule—(See page 10.)				
Inspector of Accounts	Edward Alexander Rennie	1 Jan., 1856	Governor	600 0 0	1 Sept., 1846.
Examiner of Expenditure Accounts.	Richard Thos. Hall	1 Jan., 1859	Governor and Executive Council	450 0 0	25 July, 1853.
Corresponding Clerk	John Sylvester Ryan	1 April, 1840	Governor	385 0 0	1 April, 1840.
Clerks	Edward A. Macpherson[1]	8 Sept., 1851	Ditto	350 0 0	8 Sept., 1851.
	succeeded by Drummond Gilchrist[2]	4 Aug., 1858	Governor and Executive Council	350 0 0	4 Aug., 1858.
	James Pearson[3]	13 Dec., 1860	Ditto	320 0 0	4 Jan., 1859.
	succeeded by David William Gregory[4]	21 Feb., 1862	Ditto	320 0 0	21 Feb., 1862.
	Drummond Gilchrist[5]	4 Aug., 1858	Ditto	300 0 0	4 Aug., 1858.
	Thomas J. Moppett	1 Jan., 1872	Ditto	275 0 0 to 31 May. 300 0 0 from 1 June.	3 June, 1853.*
	David William Gregory[5]	21 Feb., 1862	Ditto	250 0 0	21 Feb., 1862.
	John Sydney Whitney[6]	25 June, 1859	Ditto	225 0 0 to 28 Feb. 250 0 0 from 1 Mar.	25 June, 1859.
	succeeded by Henry De Boos	1 May, 1875	Ditto	250 0 0	1 April, 1864.
	Charles Whittell	1 Mar., 1863	Ditto	225 0 0 to 31 May. 275 0 0 from 1 June.	1 Mar., 1863.
	Charles Smith Gregory	16 Aug., 1864	Ditto	200 0 0 to 28 Feb. 225 0 0 from 1 Mar.	16 Aug., 1864.
	James Macpherson	1 June, 1862	Ditto	225 0 0	1 June, 1862.
	Ambrose Freeman	1 June, 1866	Ditto	200 0 0 to 31 May. 225 0 0 from 1 June.	1 June, 1866.
	James Mitchell	14 Jan., 1870	Ditto	175 0 0 to 28 Feb. 200 0 0 from 1 Mar.	14 Jan., 1870
	Joseph Edward Scrutton	1 Nov., 1870	Ditto	175 0 0 to 31 May. 200 0 0 from 1 June.	1 Nov., 1870.
	James Tracton Dennis	1 Feb., 1873†	Ditto	150 0 0 to 28 Feb. 175 0 0 from 1 Mar.	1 June, 1870.
	James M'Kern	1 May, 1873†	Ditto	100 0 0 to 28 Feb. 150 0 0 fr. 1 Mar. to 31 May 175 0 0 from 1 June.	1 Aug., 1870. 1 Nov., 1870.
	Robert N. M'Diarmid[7]	4 Nov., 1873†	Ditto	75 0 0 to 28 Feb. 100 0 0 from 1 Mar.	
	Charles Wray	1 June, 1875	Ditto	150 0 0	1 June, 1875.
	George Hole	1 Mar., 1875	Ditto	50 0 0 to 31 May 100 0 0 from 1 June.	1 Mar., 1875.
	James Coates	1 June, 1875	Ditto	75 0 0	1 June, 1875.
Messenger (1)	.....	.....	.....	120 0 0	
Officekeeper (1)[8]	.....	.....	.....	70 0 0	

[1] To 31 May—Resigned. [2] Promoted—From 1 June. [3] To 28 February—Transferred to Treasury. [4] Promoted from 1 March. [5] Promoted.—See above. [6] To 30 April—Transferred to Roads Department. [7] To 20 April—Transferred to Department of Justice and Public Instruction. [8] Allowed quarters, fuel, and light. * Services not continuous. † Salary previous to this date paid under Contingent Vote.

Office.	Name.	Date of Appointment.	By whom appointed, and under what Instrument.	Annual Salary. £ s. d..	Date of first Appointment under the Colonial Government.

COLONIAL SECRETARY—*continued.*

INDUSTRIAL SCHOOLS.

NAUTICAL SCHOOL SHIP "VERNON.'

Commander and Superintendent.	James Seton Veitch Mein..	13 Feb., 1867	Governor and Executive Council	250 o o	13 Feb., 1867.
Mate and Clerk	Frederick William Neitenstein.	6 Oct., 1873	Ditto	150 o o	6 Oct., 1873.
Visiting Surgeon (See p. 30.)					
Schoolmaster	William Charles Plummer	26 Feb., 1873	Ditto	150 o o	26 Feb., 1873.
Sailmaker and Officer in charge of Lower Deck (1)	.....	.....	Ditto	120 o o	
Carpenter (1)	.....	.....	Ditto	120 o o	
Boatswain (1).....	.....	.....	Ditto	100 o o	
Blacksmith and Engine-driver (1).	.....	.....	Ditto	120 o o	
Seamen (4)	.....	.....	Superintendent	72 o o	each.
Tailor (1)	.....	.....	Governor and Executive Council	157 o o	
Shoemaker (1)	.....	.....	Ditto	157 o o	
Steward (1)	.....	.....	Superintendent	72 o o	
Musician and Barber (1) ...	.....	.....	Ditto	72 o o	
Cook (1)	.....	.....	Ditto	84 o o	

NOTE.—All reside on board, and allowed rations of provisions, fuel, and light, except the Tailor and Shoemaker. The Superintendent gives security to the amount of £200.

BILOELA INDUSTRIAL SCHOOL FOR GIRLS, PARRAMATTA RIVER.

Superintendent	Selina Georgina Walker[1]...	1 April, 1875	Governor and Executive Council	200 o o	1 April, 1875.
Teacher	Margaret Kelly[2]	3 Oct., 1867	Ditto	75 o o	3 Oct., 1867.
Visiting Surgeon	(See p. 30.)				
Clerk and Storekeeper	Michael Prior[3]	1 April, 1872	Administrator of Government and Executive Council.	120 o o	27 Feb., 1854.
House Matron	Marian Rowland[2].....	15 Mar., 1871	Governor and Executive Council	75 o o	15 Mar., 1871.
Assistant Matrons (2)[2]	.....	.....	Ditto	50 o o	
	.....	.....	Colonial Secretary	50 o o	
Gatekeeper (1)[4].....	.....	.....	Ditto	50 o o	
Laundress (1)[2]	.....	.....	.....	30 o o	
Messenger and Carter (1)[4]..	.....	.....	Colonial Secretary	75 o o	

[1] Allowed a house; also a double ration of provisions, fuel, and light. [2] Allowed quarters, and a ration of provisions, fuel, and light. [3] Allowed a house—To the 31 March. [4] Allowed a house, and a ration of provisions, fuel, and light.

BILOELA REFORMATORY SCHOOL FOR GIRLS, PARRAMATTA RIVER.

Superintendent	.....	.....	.....	.....	
Matron	Agnes King[1].....	5 Feb., 1869	Governor and Executive Council	120 o o	26 Aug., 1867.
Clerk and Storekeeper	Michael Prior	1 April, 1872	Administrator of Government and Executive Council.	(See above.)	27 Feb., 1854.
Visiting Surgeon	(See p. 30.)				

[1] Allowed quarters, rations of provisions, fuel, and light.

COLONIAL SECRETARY—*continued.*

INSPECTOR GENERAL OF POLICE.

Office.	Name.	Date of Appointment.	By whom appointed, and under what Instrument.	Annual Salary. £ s. d.	Date of first Appointment under the Colonial Government.
Inspector General of Police	Edmund Fosbery[1]	7 Oct., 1874	Governor and Executive Council	800 0 0	1 April, 1862.
Accountant	Finlay M'Martin[2]	23 May, 1858	Ditto	350 0 0	1 Jan., 1856.
Clerks	Thomas Ayres	23 May, 1858	Ditto	225 0 0	9 May, 1856.
	Thomas Henry Goff	1 Mar., 1865	Ditto	225 0 0	5 Mar., 1863.
	Robert Lennox Icely Rowling.	1 Jan., 1863	Ditto	215 0 0	18 July, 1862.
	George William Vidal	14 Oct., 1874	Ditto	135 0 0	15 Sept., 1870.
Officekeeper (1)	.....	.....	.....	25 0 0	
Superintendents[3]	Henry Zouch	13 Nov., 1851 and 1 Mar., 1862	Governor and Executive Council	500 0 0	1 Oct., 1834 to 30 June, 1837. 13 Nov., 1851.
	Edric V. Morriset	1 Mar., 1862	Ditto	500 0 0	1 Mar., 1862.
	Charles J. P. Lydiard	1 July, 1862	Ditto	500 0 0	1 July, 1862.
	James Garland	1 Mar., 1862	Ditto	450 0 0	1 Mar., 1862.
	John W. Orridge	1 Jan., 1864	Ditto	450 0 0	6 Oct., 1862.
	James Singleton	30 Oct., 1874	Ditto	400 0 0	10 Oct., 1848.
	George Read	15 Dec., 1874	Ditto	400 0 0	13 Jan., 1855.
	John Dowling Brown	8 Oct., 1875	Ditto	300 0 0	1 May, 1863.
Inspectors[3]	Edward M. Battye	1 Mar., 1862	Ditto	300 0 0	26 May, 1851.
	John Dowling Brown[4]	1 May, 1863	Ditto	300 0 0	1 May, 1863.
	Charles Sanderson	5 Jan., 1874	Ditto	300 0 0	13 Jan., 1855.
Sub-Inspectors[3]	Charles E. Harrison	1 Mar., 1862	Ditto	250 0 0	1 Dec., 1858.
	John D. Meares	1 Mar., 1862	Ditto	250 0 0	1 Mar., 1862.
	Henry Garvin	1 Dec., 1862	Ditto	250 0 0	19 April, 1842.
	James Ryeland	1 Mar., 1863	Ditto	250 0 0	13 Jan., 1855.
	Patrick Brennan	1 Sept., 1863	Ditto	250 0 0	— Sept., 1851.
	James Stephenson	1 Sept., 1863	Ditto	250 0 0	1 Jan., 1855.
	John R. Medley	1 Mar., 1864	Ditto	250 0 0	27 Nov., 1862.
	Charles Thorpe	1 Feb., 1867	Ditto	250 0 0	8 Aug., 1856.
	Thomas Roberts	1 May, 1863	Ditto	225 0 0	3 Oct., 1862.
	James Keegan	1 Mar., 1864	Ditto	225 0 0	9 April, 1853.
	Richard Fitzroy Creaghe	1 Oct., 1866	Ditto	225 0 0	5 Aug., 1862.
	William Wright	1 May, 1867	Ditto	225 0 0	8 Jan., 1861.
	George Waters	1 Jan., 1874	Ditto	225 0 0	13 Jan., 1855.
	John Taylor[5]	1 Jan., 1874	Ditto	225 0 0	13 Jan., 1855.
	Robert Anderson	1 Jan., 1874	Ditto	225 0 0	15 May, 1854.
	Edward Grainger	1 Jan., 1874	Ditto	225 0 0	6 Nov., 1857.
	George C. Carter	19 Dec., 1874	Ditto	225 0 0	26 Aug., 1857.
Acting Sub-Inspectors[3]	Samuel Dillon Johnston	1 Sept., 1874	Ditto	10s. per diem.	13 Mar., 1855.
	James Rush	27 Jan., 1875	Ditto	10s. „	26 July, 1855.
	Thomas Ferris	21 Sept., 1875	Ditto	10s. „	13 Feb., 1853.
	Thomas Kerrigan	21 Sept., 1875	Ditto	10s. „	3 July, 1853.
	Thomas Garvin	21 Sept., 1875	Ditto	10s. „	27 Aug., 1862.
Mounted Police :—[6]					
Sergeants, 1st Class (18)	.....	.....	Inspector General of Police, under Police Regulation Act.	12 at 10 0 6 at 9 6	per diem each.
Sergeant, 2nd Class (27)	.....	.....	Ditto	17 at 8 9 10 at 8 6	
Senior Constables (103)	.....	.....	Ditto	0 7 6	
Constables 1st Class (74)	.....	.....	Ditto	0 7 0	
Ordinary Constables (131)	.....	.....	Ditto	0 6 6	
Probationary Constables (39)	.....	.....	Ditto	0 5 6	
Foot Police :—[6]					
Sergeants, 1st Class (18)	.....	.....	Ditto	13 at 10 0 5 at 9 6	
Sergeants, 2nd Class (22)	.....	.....	Ditto	13 at 8 9 9 at 8 6	
Senior Constables (48)	.....	.....	Ditto	0 7 6	
Constables, 1st Class (139)	.....	.....	Ditto	0 7 0	
Ordinary Constables (193)	.....	.....	Ditto	0 6 6	
Probationary Constables (41)	.....	.....	Ditto	0 5 6	
Detective Police :—					
Officer in charge	Sub-Inspector Henry Wager[7]	1 Jan., 1866	Governor and Executive Council	250 0 0	1 Jan., 1863.
Detectives—1st Class (5)	.....	.....	Inspector General of Police, under Police Regulation Act.	0 10 6	per diem each.
2nd Class (4)	.....	.....	Ditto	0 9 6	
3rd Class (4)	.....	.....	Ditto	0 8 6	
Police Surgeon[8]	.....	.....	.....		
Inspector of Weights and Measures.	Thomas Mitchelson	22 June, 1853	Governor, under Act 16 Vict., No. 34.	200 0 0	22 June, 1853.
Analytical Chemist	Charles Watt	1 Sept., 1871	Governor and Executive Council	150 0 0	1 Sept., 1871.

[1] Allowed a house; also forage in kind for two horses. Gives security to the amount of £1,000. [2] Gives security to the amount of £500. [3] Allowed quarters, fuel, light, and water. [4] To 7 October—Promoted. [5] To 10 November—Deceased. [6] Allowed fuel, light, and water, and quarters when available. [7] Allowed quarters. [8] See p. 30.

NOTE.—The Gold Receivers and Gold Escort are members of the Police Force, and are included in the above numbers.

COLONIAL SECRETARY—*continued.*

COMPTROLLER GENERAL OF PRISONS.

Office.	Name.	Date of Appointment.	By whom appointed, and under what Instrument.	Annual Salary. £ s. d.	Date of first Appointment under the Colonial Government.
Comptroller General	Harold Maclean	1 Jan., 1874	Governor and Executive Council	800 0 0	20 Mar., 1846.
Deputy Comptroller and Chief Clerk	William Gore Beverley	1 Jan., 1874 to 25 Aug., 1874	Ditto	350 0 0	17 April, 1861.
Accountant	William Crane, junr.	1 Jan., 1874	Ditto	200 0 0	1 May, 1869.
Clerks	David Stewart Kennedy	1 Jan., 1874	Ditto	175 0 0	7 Nov., 1864.
	Alexander Horniman	1 May, 1874	Ditto	125 0 0 to 19 March, 175 0 0 from 20 March.	1 May, 1874.
	succeeded by				
	Robert Albert Goff	1 July, 1875	Ditto	175 0 0	1 July, 1875.
	Edward W. Doyle	22 April, 1875	Ditto	125 0 0	1 Oct., 1873.
Temporary Clerk	Arthur H. Colles	23 April, 1875	Colonial Secretary	110 0 0	23 April, 1875.
	succeeded by				
	William Chisholm	16 Sep., 1875	Ditto	110 0 0	16 Sept., 1875.
Messenger (1)	.....	1 Jan., 1874	Comptroller General	120 0 0	

[1] Allowed quarters, fuel, and light.

GAOL, DARLINGHURST.

Visiting Justice	William Chatfield	5 Dec., 1865	Governor and Executive Council	200 0 0	1 Mar., 1851.*
Principal Gaoler	John Cecil Read[1]	16 Feb., 1861	Administrator of the Government and Executive Council.	450 0 0	26 July, 1855.
Matron	Grace Tinckam[2]	1 May, 1861	Ditto	125 0 0	1 July, 1854.
Visiting Surgeon[3]	.....	.....	.....		
Dispenser[3]	.....	.....	.....		
Clerks	George Wickham[4]	23 Feb., 1850	Governor	250 0 0	5 Mar., 1847.
	Francis William Grant Forsyth.	15 Oct., 1874	Governor and Executive Council	120 0 0	1 Sept., 1867.*
Schoolmaster	Charles M. Fitzgerald[5]	23 Jan., 1871	Ditto	200 0 0	— Aug., 1866.
	succeeded by				
	Stephen Murphy	7 Oct., 1875	Ditto	200 0 0	12 April, 1867.*
Chief Warder	Michael Burke[1]	1 Jan., 1869	Ditto	200 0 0	— Feb., 1853.
Senior Warder (1)[1]	.....	.....	Comptroller General of Prisons	0 7 6	per diem.
Warders, 1st Class (6)[6]	.....	.....	Ditto	0 7 0	„ each.
Warders, 2nd Class (12)	.....	.....	Ditto	0 6 9	„ „
Warders, 3rd Class (28)	.....	.....	Ditto	0 6 6	„ „
Chief Female Warder — (Acting Matron) (1)[7].	.....	.....	Ditto	75 0 0	„
Forewoman (1)[7]	.....	.....	Ditto	55 0 0	
Female Warders (6)[8]	.....	.....	Ditto	46 0 0	each.
Chief Overseer (1)	.....	.....	Ditto	225 0 0	
Overseers (6)	.....	.....	Ditto	1 at £200, 2 at £150 each, 3 at 10s. per diem each.	
Messenger (1)	.....	.....	Ditto	0 6 6	per diem.
Carter (1)	.....	.....	Ditto	0 6 0	„
Chaplains—					
Church of England	Rev. Charles H. Rich	6 Nov., 1864	Governor and Executive Council	120 0 0	6 Nov., 1864.
Roman Catholic	Rev. Angelo Ambrosoli	1 Sept., 1874	Ditto	120 0 0	1 Feb., 1862.
Presbyterian	Rev. James Milne	14 July, 1872	Ditto	50 0 0	1 July, 1854.

[1] Resides in the Gaol; allowed fuel and light. [2] Resides in the Gaol; allowed a ration of provisions, fuel, and light; absent on leave from 11th February to 31st December. [3] See p. 30. [4] Allowed £50 per annum for clerical assistance to Lunatic Reception House, and £20 per annum for directing Photographic arrangements. [5] To 31st August; dismissed. [6] One, the resident gatekeeper. [7] Resides in the Gaol; allowed a ration of provisions, fuel, and light. [8] Four reside in the Gaol, and two allowed 1s. per diem in lieu of quarters; each allowed a ration of provisions, fuel, and light.

NOTE.—The Principal Gaoler gives security to the amount of £250. * Services not continuous.

GAOL, PARRAMATTA.

Visiting Justice	George Langley	26 April, 1864	Governor and Executive Council	100 0 0	1 Aug., 1837.*
Gaoler	John Garda Hussey[1]	26 June, 1866	Governor and Executive Council, upon recommendation of Sheriff	275 0 0	1 Mar., 1862.*
Matron	Jane Watt[1]	26 June, 1866	Ditto	20 0 0	26 June, 1866.
Visiting Surgeon[2]	.....	.....	.....		
Dispenser[2]	.....	.....	.....		
Storekeeper and Schoolmaster.	Thos. Jas. Barnett	1 Jan., 1874	Governor and Executive Council	200 0 0	16 May, 1868.
Clerk	Stephen Murphy[3]	1 Jan., 1874	Ditto	150 0 0	12 April, 1867.*
	succeeded by				
	Douglas Horsley Rowley	7 Oct., 1875	Ditto	150 0 0	4 Oct., 1873.
Chief Warder (1)[1]	.....	.....	Ditto	160 0 0	
Senior Warder (1)	.....	.....	Comptroller General of Prisons	0 7 6	per diem each
1st Class Warders (2)	.....	.....	Ditto	0 7 0	per diem, „
Warders (28)	.....	.....	Ditto	0 6 6	„ „
Overseers (2)	.....	.....	Ditto	0 10 0	per diem.
Overseer (1)	.....	.....	Ditto	150 0 0	
Carter (1)	.....	.....	Ditto	0 6 0	„
Messenger (1)	.....	.....	Ditto	0 5 0	„
Chaplains—					
Church of England	Rev. John R. Blomfield	1 Oct., 1868	Governor and Executive Council	60 0 0	16 Mar., 1851.
Roman Catholic	Rev. Joseph Collins[4]	1 Mar., 1874	Ditto	60 0 0	1 Mar., 1874.
	succeeded by				
	Rev. Bernard Fitzpatrick	1 Feb., 1875	Ditto	60 0 0	1 Feb., 1875.

[1] Allowed quarters, fuel, light, and water. [2] See page 30. [3] To the 6th October; appointed to Darlinghurst Gaol. [4] To 31 January—Resigned.

NOTE.—The Gaoler gives security to the amount of £150. * Services not continuous.

COLONIAL SECRETARY—*continued.*

GAOL, BATHURST.

Office.	Name.	Date of Appointment.	By whom appointed, and under what Instrument.	Annual Salary. £ s. d.	Date of first Appointment under the Colonial Government.
Visiting Justice	Benjamin Lee, jun.	12 Aug., 1874	Governor and Executive Council	Nil.	12 Aug., 1874.
Gaoler	Alexander Forbes[1]	13 May, 1867	Governor and Executive Council, upon recommendation of Sheriff	175 0 0	19 Aug., 1857.
Visiting Surgeon[2]	.....	.....	.....	.....	
Matron	Alice Forbes[1]	21 May, 1867	Governor and Executive Council, upon recommendation of Sheriff	42 0 0	21 May, 1867.
Clerk and Schoolmaster	John W. Johnston	1 Jan., 1874	Governor and Executive Council	140 0 0	1 Jan., 1864.
Chief Warder (1)[1]	.....	.....	Comptroller General of Prisons..	0 7 6	per diem.
Warders (7)	.....	.....	Ditto	0 6 6	„ each.
Female Warder (1)[3]	.....	.....	Ditto	46 0 0	
Trades Foreman (1)	.....	.....	Ditto	0 7 6	per diem.
Chaplains :—					
Church of England	Rev. Thomas Smith	1 May, 1873	Governor and Executive Council	30 0 0	
Roman Catholic	Right Rev. Dr. Quinn	1 Jan., 1868	Ditto	30 0 0	1 Jan., 1868.

[1] Allowed quarters, fuel, and light. [2] See p. 30. [3] Allowed quarters, fuel, and light, and a ration of provisions.
NOTE.—The Gaoler gives security to the amount of £150.

GAOL, MAITLAND.

Office.	Name.	Date of Appointment.	By whom appointed, and under what Instrument.	Annual Salary. £ s. d.	Date of first Appointment under the Colonial Government.
Visiting Justice	James Smith[1]	12 July, 1869	Governor and Executive Council	Nil.	7 Nov., 1851.
	succeeded by Glentworth Walsh Frazer Addison.	1 July, 1875	Ditto	Nil.	14 April, 1858.
Gaoler	George Henry Stace[2]	14 June, 1867	Ditto	200 0 0	14 June, 1867.
Visiting Surgeon[3]	.....	.....	.....	.....	
Matron	Helen Kandiana Stace[2]	14 June, 1867	Governor and Executive Council	60 0 0	14 June, 1867.
Clerk and Schoolmaster	Thomas Barnes	1 Aug., 1867	Ditto	160 0 0	14 April, 1863.
Chief Warder (1)[2]	.....	.....	Sheriff	0 8 0	per diem.
Senior Warder (1)	.....	.....	Ditto	0 7 3	„
First Class Warder (1)	.....	.....	Comptroller General of Prisons..	0 7 0	„
Warders (15)	.....	.....	Sheriff	0 6 6	„ each.
Warder in charge of Reserves (1).	.....	.....	Comptroller General of Prisons...	0 7 6	„
Female Warders (2)[4]	.....	.....	Ditto	46 0 0	each.
Trades Overseer (1)	.....	.....	Minister for Works	0 10 0	per diem.
Chaplains :—					
Church of England	Rev. James R. Thackeray..	1 Jan., 1863	Governor and Executive Council	30 0 0	——— 1856.
	succeeded by Rev. Lovick Tyrrell	16 Nov., 1875	Ditto	30 0 0	
Roman Catholic	Rev. Patrick T. Corcoran	1 Jan., 1872	Ditto	30 0 0	1 Jan., 1872.

[1] To 30 June—Deceased. [2] Allowed quarters, fuel, and light. [3] See page 30. [4] Allowed quarters, rations of provisions, fuel, and light.
NOTE.—The Gaoler gives security to the amount of £150.

GAOL, GOULBURN.

Office.	Name.	Date of Appointment.	By whom appointed, and under what Instrument.	Annual Salary. £ s. d.	Date of first Appointment under the Colonial Government.
Visiting Justice	John James Allman	17 Oct., 1862	Governor and Executive Council	Nil.	1 June, 1829.
Gaoler	Matthew Walker[1]	21 Sept., 1870	Ditto	175 0 0	4 Mar., 1864.
Visiting Surgeon[2]	.....	.....	.....	.....	
Matron	Anne Walker[1]	21 Sept., 1870	Governor and Executive Council	42 0 0	21 Mar., 1867.
Clerk and Schoolmaster	Charles Major Fallick	11 Sept., 1863 to 1 July, 1865	Governor and Executive Council, upon recommendation of Sheriff	140 0 0	1 May, 1851.*
Chief Warder (1)[3]	.....	.....	Sheriff	0 7 6	per diem.
Warders (10)	.....	.....	Ditto	0 6 6	„ each.
Female Warder (1)	.....	.....	Ditto	46 0 0	
Chaplains :—					
Church of England	Rev. William Sowerby[4]	1 Oct., 1852	Bishop of Sydney	30 0 0	1 Nov., 1837.
	succeeded by Rev. William Locke, B.A..	22 Dec., 1875	Governor and Executive Council	30 0 0	22 Dec., 1875.
Roman Catholic	Rev. Patrick Dunne[5]	1 Sept., 1868	Ditto	30 0 0	1 Sept., 1868.
	succeeded by Rev. Athanasius Thos. O'Dwyer.	1 July, 1875	Ditto	30 0 0	1 July, 1875.

[1] Allowed quarters, fuel, and light. [2] See page 30. [3] Allowed £26 per annum in lieu of quarters. [4] To 30 November. [5] To 30 June.
* Services not continuous.
NOTE.—The Gaoler gives security to the amount of £150.

GAOL, BERRIMA.

Office.	Name.	Date of Appointment.	By whom appointed, and under what Instrument.	Annual Salary. £ s. d.	Date of first Appointment under the Colonial Government.
Visiting Justice	Frederick Robertson Wilshire.	11 Mar., 1872	Administrator of the Government and Executive Council.	75 0 0	14 Nov., 1865.
Gaoler	William Small[1]	20 May, 1863	Governor and Executive Council, upon recommendation of Sheriff	200 0 0	13 Feb., 1862.
Matron	Sarah Small[1]	14 June, 1863	Ditto	42 0 0	14 June, 1863.
Visiting Surgeon[2]	.....	.....	.....	.....	
Clerk and Schoolmaster	John Hugh Johnston[3]	27 Oct., 1862 to 1 April, 1865	Governor and Executive Council, upon recommendation of Sheriff	150 0 0	4 Feb., 1854.*
Chief Warder (1)[1]	.....	.....	Ditto	0 8 0	per diem.
Senior Warder (1)	.....	.....	Sheriff	0 7 3	„
First Class Warder (1)	.....	.....	.....	0 7 0	„
Warders (15)	.....	.....	Ditto	0 6 6	„ each.
Trades Overseer (1)	.....	.....	Governor and Executive Council	200 0 0	
Chaplains :—					
Church of England	Rev. John Douse Langley[4]	1 Aug., 1873	Ditto	100 0 0	1 Aug., 1873.
	succeeded by Rev. Edmund Dixon	1 June, 1875	Ditto	100 0 0	1 June, 1875.
Roman Catholic	Rev. Patrick Hewitt	5 Feb., 1874	Ditto	100 0 0	5 Feb., 1874.

[1] Allowed quarters, fuel, and light. [2] See page 30. [3] Commissioner of the Supreme Court for taking Affidavits. [4] To 31 May.
* Services not continuous.
NOTE.—The Gaoler gives security to the amount of £150.

Office.	Name.	Date of Appointment.	By whom appointed, and under what Instrument.	Annual Salary.	Date of first Appointment under the Colonial Government.
				£ s. d.	

COLONIAL SECRETARY—*continued.*

GAOL, WAGGA WAGGA.

Visiting Justice	Henry Baylis	10 Jan., 1866	Governor and Executive Council	Nil.	9 Aug., 1852.
Gaoler	Robert John Monteith[1]	1 June, 1862	Governor and Executive Council, upon recommendation of Sheriff.	160 0 0	17 Aug., 1858.
Matron	Jane Monteith[1]	1 June, 1862	Ditto	20 0 0	1 June, 1862.
Visiting Surgeon[2]	.....	.....	.....	.....	
Warders (4)	.....	.....	.....	0 6 6	per diem, each.

[1] Resides in the Gaol; allowed fuel and light. [2] See page 30.

NOTE.—The Gaoler gives security to the amount of £50.

GAOL, YASS.

Visiting Justice	Allan Campbell	6 Jan., 1871	Governor and Executive Council	Nil.	——— 1848.
Gaoler	James Fitzgerald[1]	8 Sept., 1863	Governor and Executive Council, upon recommendation of Sheriff.	160 0 0	1 Oct., 1859.
Matron	Elizabeth Fitzgerald[2]	8 Sept., 1863	Ditto	30 0 0	8 Sept., 1863.
Visiting Surgeon[3]	.....	.....	.....	.....	
Warders (4)	.....	.....	.....	0 6 6	per diem, each.

[1] Resides in the Gaol; allowed fuel and light. Formerly Apothecary and Superintendent under the Imperial Government, for which he receives a retired allowance of £85 per annum. [2] Resides in the Gaol; allowed fuel and light. [3] See page 30.

NOTE.—The Gaoler gives security to the amount of £50.

GAOL, ALBURY.

Visiting Justice	Marcus Freeman Brownrigg.	12 Feb., 1862	Governor and Executive Council	Nil.	9 Aug., 1860.
Gaoler	Thomas Allen[1]	1 Sept., 1870	Ditto	160 0 0	24 May, 1861.
Matron	Mary Allen[1]	1 Sept., 1870	Ditto	20 0 0	24 April, 1862.
Visiting Surgeon[2]	.....	.....	.....	.....	
Warders (3)	.....	.....	Sheriff	0 6 6	per diem, each.

[1] Resides in the Gaol; allowed fuel and light. [2] See page 30.

NOTE.—The Gaoler gives security to the amount of £50.

GAOL, BRAIDWOOD.

Visiting Justice	John William Buckle Bunn	8 Oct., 1862	Governor and Executive Council	Nil.	8 Oct., 1862.
Gaoler	Jeremiah Frewin[1]	1 Aug., 1874	Ditto	160 0 0	1 July, 1851.
Matron	Margaret Frewin[1]	1 Aug., 1874	Ditto	20 0 0	1 Aug., 1874.
Visiting Surgeon[2]	.....	.....	.....	.....	
Warders (3)	.....	.....	Sheriff	0 6 6	per diem, each.

[1] Allowed quarters, fuel, and light. [2] See page 30.

NOTE.—The Gaoler gives security to the amount of £50.

GAOL, ARMIDALE.

Visiting Justice	James Buchanan	19 Oct., 1869	Governor and Executive Council	Nil.	6 Jan., 1852.*
Gaoler	Samuel Caldwell[1]	18 June, 1863	Governor and Executive Council, upon recommendation of Sheriff.	160 0 0	24 Oct., 1830.*
Matron	Isabella Caldwell[1]	18 June, 1863	Ditto	20 0 0	18 June, 1863.
Visiting Surgeon[2]	.....	.....	.....	.....	
Warders (4)	.....	.....	Sheriff	0 6 6	per diem, each.

[1] Resides in the Gaol; allowed fuel and light. [2] See page 30. * Services not continuous.

NOTE.—The Gaoler gives security to the amount of £50.

GAOL, PORT MACQUARIE.

Visiting Justice	Robert Issell Perrott	24 Dec., 1873	Governor and Executive Council	50 0 0	1 Aug., 1859.
Gaoler	Joseph Gates[1]	6 Sept., 1865	Governor and Executive Council, upon recommendation of Sheriff.	175 0 0	1 Jan., 1861.
Matron	Mary A. Gates[1]	6 Sept., 1865	Ditto	42 0 0	1 Jan., 1861.
Visiting Surgeon[2]	.....	.....	.....	.....	
Clerk and Schoolmaster	Douglas Horsley Rowley[3]	4 Oct., 1873	Governor and Executive Council	128 0 0	4 Oct., 1873.
Chief Warder (1)[4]	.....	.....	Ditto	0 7 6	per diem.
Warders (7)	.....	.....	Sheriff	0 6 6	per diem, each.
Chaplains :—					
Church of England	Rev. Frederick R. Kemp	1 Jan., 1866	Governor and Executive Council	50 0 0	1 Dec., 1851.
Roman Catholic	Rev. James M. Gough	1 Jan., 1873	Ditto	50 0 0	1 Jan., 1873.

[1] Allowed quarters, fuel, and light. [2] See page 30. [3] To 6 October—Appointed to Parramatta Gaol. [4] To 6 October—Appointed Gaoler, Deniliquin.

NOTE.—The Gaoler gives security to the amount of £150.

GAOL, MUDGEE.

Visiting Justice	George Warburton succeeded by	7 Nov., 1862	Governor and Executive Council	Nil.	27 Oct., 1840.
	William Devenish Meares	8 Oct., 1875	Ditto	Nil.	10 April, 1842.*
Gaoler	John Dick[1]	1 Aug., 1869	Ditto	175 0 0	26 Feb., 1868.
Matron	Maria Dick[1]	1 Feb., 1869	Ditto	20 0 0	1 Feb., 1869.
Visiting Surgeon[2]	.....	.....	.....	.....	
Senior Warder (1)	.....	.....	Comptroller General of Prisons	0 7 3	per diem.
Warders (6)	.....	.....	Sheriff	0 6 6	per diem, each.

[1] Resides in the Gaol; allowed fuel and light. [2] See page 30. *Services not continuous.

NOTE.—The Gaoler gives security to the amount of £100.

Office.	Name.	Date of Appointment.	By whom appointed, and under what Instrument.	Annual Salary. £ s. d.	Date of first Appointment under the Colonial Government.
COLONIAL SECRETARY—*continued.*					
GAOL, DENILIQUIN.					
Visiting Justice	George Augustus Gordon..	12 May, 1871	Governor and Executive Council	Nil.	1 Jan., 1843.
	succeeded by James Mair	18 June, 1875	Ditto	Nil.	3 Oct., 1862.
Gaoler[1]	Thomas Rankin[2]	25 June, 1867	Ditto	160 0 0	6 Nov., 1861.
	succeeded by John Paton[1]	7 Oct., 1875	Ditto	160 0 0	28 May, 1861.
Matron[1]	Maria Rankin[2]	25 June, 1867	Ditto	20 0 0	25 June, 1867.
	succeeded by Amelia M. C. Paton	7 Oct., 1875	Ditto	20 0 0	7 Oct., 1875.
Visiting Surgeon[3]	.....	.....	.....	.....	
Warders (4)	.....	.....	.....	0 6 6	per diem, each.

[1] Resides in the Gaol; allowed fuel and light. [2] To 6 October—appointed to Cooma Gaol. [3] See page 30. NOTE.—The Gaoler gives security to the amount of £50.

GAOL, COOMA.					
Visiting Justice	Robert Dawson	7 Aug., 1867	Governor and Executive Council	Nil.	12 Jan., 1847.
Gaoler[1]	Henry Clements Beverley[2]	1 Oct., 1873	Ditto	175 0 0	1 April, 1839.*
	succeeded by Thomas Rankin	7 Oct., 1875	Ditto	175 0 0	6 Nov., 1861.
Matron[1]	Kate Mason[3]	20 Nov., 1873	Ditto	42 0 0	20 Nov., 1873.
	succeeded by Maria Rankin	7 Oct., 1875	Ditto	42 0 0	25 June, 1867.
Visiting Surgeon	(See p. 30)				
Chief Warder (1)[4]	.....	.....	Ditto	0 7 6	per diem.
Warders (4)	.....	.....	.....	0 6 6	„ each.
Chaplains:—					
Church of England	Rev. Thomas Druitt	8 Oct., 1875	Ditto	30 0 0	28 Oct., 1854.
Roman Catholic	Rev. Edward O'Brien	11 Oct., 1875	Ditto	30 0 0	15 July, 1852.

[1] Resides in the Gaol; allowed fuel and light. [2] To 14 August—deceased. [3] To 6 October—resigned. [4] Allowed quarters, fuel, and light.
NOTE.—The Gaoler gives security to the amount of £150. * Services not continuous.

POLICE GAOLS.

Acting Gaolers:—					
Bega, Bourke, Campbelltown, Dubbo, Forbes, Grafton, Gundagai, Glen Innes, Hay, Murrurundi, Muswellbrook, Narrabri, Orange, Queanbeyan, Singleton, Tenterfield, Tamworth, Windsor, Wellington, Wentworth, Wollongong, Young	(22)	.....	Colonial Secretary	5 at 20 0 0 17 at 15 0 0	each. „
Acting Matrons:—					
Bega, Bourke, Dubbo, Forbes, Grafton, Gundagai, Glen Innes, Hay, Muswellbrook, Murrurundi, Narrabri, Orange, Queanbeyan, Singleton, Tamworth, Tenterfield, Windsor, Wellington, Wentworth, Wollongong, Young	(21)	.....	Ditto	15 at 10 0 0 7 at 5 0 0	each. „
Warders:—					
Bega, Bourke, Dubbo, Forbes, Grafton (2), Glen Innes, Gundagai, Hay, Orange, Queanbeyan, Tamworth, Tenterfield, Wellington, Wentworth, Young	(16)	.....	Comptroller General of Prisons	0 6 6	each.
Visiting Justices:—					
1 at each Gaol	.....	.....	Governor and Executive Council	Nil.	

COLONIAL SECRETARY—*continued.*

IMMIGRATION AGENT.

Office.	Name.	Date of Appointment.	By whom appointed, and under what Instrument.	Annual Salary. £ s. d.	Date of first Appointment under the Colonial Government.
Agent for Immigration	George Foster Wise	1 Nov., 1862	Governor and Executive Council	400 0 0	— Feb., 1851.*
Matron	Lucy H. Hicks	13 May, 1861	Administrator of Government and Executive Council	50 0 0	13 May, 1861.
Messenger (1)	.....	.....	.....	1 10 0	per week.
Officekeeper (1)	.....	.....	.....	0 10 0	„

* Services not continuous.

IMMIGRATION BOARD.

				Fees:—	
Members (Chairman)	Haynes Gibbes Alleyne, M.D.	6 Aug., 1852 17 April, 1862	Governor and Executive Council	†7 10 0	11 May, 1848, to — Sept., 1849.*
	George Foster Wise	22 Dec., 1862	Ditto	Nil.	— Feb., 1851.*
	Very Rev. J. F. Sheridan	7 Dec., 1863	Ditto	†6 10 0	

* Services not continuous. † Allowed 10s. at each Board Meeting—if present.

MEDICAL BOARD.

President	Haynes Gibbes Alleyne, M.D.	28 Aug., 1852 5 Aug., 1873 as President.	Governor and Executive Council	.....	11 May, 1848, to 14 Sept., 1849.*
Members	Charles M'Kay, M.D.	8 Dec., 1865	Ditto	Nil.	21 Mar., 1861.
	Edward Samuel Pickard Bedford, F.R.C.S.E.	9 April, 1869	Ditto		
	Owen Spencer Evans, M.R.C.S.E.	18 Nov., 1872	Ditto		
	Robert Dalzell Ward, M.R.C.S.E.	20 Aug., 1873	Ditto		
	Philip Sydney Jones, M.D. [1]	20 Aug., 1873	Ditto		
	Arthur Renwick, M.D.	20 Aug., 1873	Ditto		
	Chas. Muller, M.R.C.S.E. [2]	1 April, 1875	Ditto		
	Frederick Milford, M.D.	18 Oct., 1875	Ditto		
Secretary	Frederic Harrison Quaife, M.D.	8 Mar., 1870	Ditto	44 0 0	21 Dec., 1868.

[1] Absent from the Colony. [2] Deceased. * Services not continuous.

MEDICAL ADVISER, VACCINATION, MEDICAL OFFICERS, &c.

MEDICAL ADVISER.

Medical Adviser to the Government	Edward Samuel Pickard Bedford.	4 Aug., 1868	Governor and Executive Council	.....	4 Feb., 1867.

VACCINATORS.

Superintendent of Vaccine Institution, Sydney.	Myles Egan	12 Dec., 1864	Ditto	240 0 0	27 May, 1861.
Vaccinators—					
City and Suburbs—					
Sydney	William Grey	.....	Ditto	Paid by fees of 2s. 6d. and 3s. 6d. for each successful case.	
	John Moon	.....	Ditto		
	George Frederick Dansey	23 June, 1871	Ditto		
Ashfield, Burwood, and Petersham	Richard Theophilus Jones	25 Aug., 1875	Ditto		
Balmain	Owen Spencer Evans	.....	Ditto		
	William George Watson	29 Sept., 1875	Ditto		
Newtown	William Gillet Sedgwick	.....	Ditto		
Redfern	Benjamin Fyffe	19 Mar., 1869	Ditto		
St. Leonards (North Shore.)	Robert Dalzell Ward	27 Sept., 1853	Ditto		
Woollahra	Frederic Harrison Quaife	21 Dec., 1868	Ditto		
Country Districts—					
Adelong	John James P. Z. Verschuer	25 Oct., 1872	Ditto		
Albury	Arthur Andrews	5 June, 1874	Ditto		
Araluen	Rees Llewellyn	17 June, 1870	Ditto		
Armidale	Samuel Pearce Spasshatt	3 May, 1864	Ditto		
	William Sheldon	1 Dec., 1871	Ditto		
Balranald	(Vacant.)				
Bathurst	Richard Machattie	27 Oct., 1869	Ditto		
	Cosby William Morgan	9 Jan., 1872	Ditto		
Bega	John Shiels	15 April, 1869	Ditto		
Bellinger River	Robert Auld	24 Aug., 1875	Ditto		
Berrima	Wm. Henry Williamson	22 Feb., 1865	Ditto		
Binalong and Boorowa	(See Yass District.)				
Bombala	Thomas Ramsden Ashworth	16 July, 1873	Ditto		
Bourke	Chas. Jas. Grant	21 Aug., 1874	Ditto		
Brewarrina	(Vacant.)				
Braidwood	Peter Hume Gentle	3 Sept., 1870	Ditto		
	succeeded by Rees Lewellyn	2 Feb., 1875	Ditto		
Broulee	Edward Boot	27 Oct., 1869	Ditto		
Camden	Edwin Chisholm	22 Jan., 1869	Ditto		
Campbelltown	(Vacant.)				
Carcoar	William Getty	22 May, 1874	Ditto		
Cassilis	John Thomas Morris	27 Oct., 1869	Ditto		
Cooma	(Vacant.)				
Dapto	William Lyons (1)	28 Mar., 1871	Ditto		
Deniliquin	Alfred Wm. Finch Noyes	31 July, 1867	Ditto		
Dubbo	Walter Hugh Tibbits	.....	Ditto		
Dungog	Ellar M'Kellar M'Kinlay	.....	Ditto		
Eden	(Vacant.)	.....	Ditto		
Five Dock and Brisbane Water	James Hogg	26 Feb., 1864	Ditto		

[1] Also Vaccinator, Wollongong.

Office.	Name.	Date of Appointment.	By whom appointed, and under what Instrument.	Annual Salary.	Date of first Appointment under the Colonial Government.
				£ s. d.	
COLONIAL SECRETARY—MEDICAL ADVISER, VACCINATION, MEDICAL OFFICERS, ETC.—*continued.*					
			VACCINATORS—*continued.*		
Country Districts—*contd.*					
Forbes	Eustace Henry Lever Pratt	24 Feb., 1874	Governor and Executive Council	Paid by fees of 2s. 6d. and 3s. 6d. for each successful case.	
Gladesville	Thomas Morgan Joseph	15 July, 1872	Ditto		
Gosford	William Guille Dalgairns	5 Oct., 1875	Ditto		
Goulburn	Selby Mars Morton	23 May, 1870	Ditto		
	succeeded by				
	Peter Hume Gentle	10 Nov., 1875	Ditto		
	John Morton	22 Jan., 1869	Ditto		
	Lewis Gordon Davidson	25 Oct., 1872	Ditto		
Grafton	Robert Purdie	9 Dec., 1868	Ditto		
	Marshall Hall Webster	22 July, 1875	Ditto		
Grenfell	John Wade Brown Wades[1]	10 Feb., 1874	Ditto		
Gulgong	William Frederick Ewington	7 Nov., 1873	Ditto		
	succeeded by				
	Wilson Ramsay	10 Nov., 1875	Ditto		
Gundagai	Robert M'Killop	27 Mar., 1874	Ditto		
Hill End	John O'Connell	30 Oct., 1874	Ditto		
Invcrell	William Albert Huntley	21 July, 1871	Ditto		
	William Nicholas Richards	25 Oct., 1872	Ditto		
Kempsey West	C. L. Gabriel	21 Dec., 1868	Ditto		
Kiama	Harman John Tarrant	14 Mar., 1870	Ditto		
Lambton and New Lambton.	John James Hill	8 Mar., 1870	Ditto		
Liverpool	James Smith	22 June, 1863	Ditto		
Lower Clarence	Eugene Charles M'Carthy	6 April, 1875	Ditto		
Macdonald River	Nathaniel Taylor	27 Oct., 1869	Ditto		
Maitland	William Wilton	4 Oct., 1870	Ditto		
Maitland West	Walter Scott	21 Dec., 1868	Ditto		
	Robert James Pierce	2 Aug., 1872	Ditto		
Maitland East and West	Alexander K. Morson[2]	20 Jan., 1868 and 30 Oct., 1867	Ditto		
Molong	Andrew Ross	24 Aug., 1864	Ditto		
Morpeth	Arthur Strickland Tarbolton	1 July, 1873	Ditto		
Mudgee	Arthur Thomas Pigott Cutting	.....	Ditto		
	Charles Edward Rowling	28 April, 1871	Ditto		
Murrurundi	George Henry Hamilton	25 Oct., 1867	Ditto		
	William Bissett Knowles	18 Dec., 1874	Ditto		
Musclebrook & Merton	Augustus Wells	27 Nov., 1874	Ditto		
	succeeded by				
	Robert Edward Grigson	10 Nov., 1875	Ditto		
Narrabri	Louis Segol	25 June, 1867	Ditto		
Newcastle	Richard Harris	2 June, 1871	Ditto		
	Samuel T. Knaggs	7 July, 1874	Ditto		
Oberon	John Eaton	25 Oct., 1872	Ditto		
Orange	Henry Charles Warren	27 Oct., 1869	Ditto		
	succeeded by				
	John Frederick Codrington	2 July, 1875	Ditto		
Oxley	Richard Frean	20 Dec., 1873	Ditto		
Parramatta	Walter Brown	5 Nov., 1863	Ditto		
	Robert Champley Rutter	21 Feb., 1873	Ditto		
Parkes	Charles G. Wilson Marsden	23 July, 1875	Ditto		
Paterson	Alexander K. Morson[3]	22 Jan., 1869	Ditto		
Penrith	William Smith Thomas	18 Nov., 1871	Ditto		
Port Macquarie	Thomas Parsons	27 Oct., 1869	Ditto		
Queanbeyan	George Proud Lambert	21 Dec., 1868	Ditto		
Raymond Terrace	Arthur Annesley West	9 June, 1871	Ditto		
Richmond	(Vacant.)				
Richmond River	Josiah Wesley Walker	1 July, 1873	Ditto		
Rockley	Edward O'Brien	27 Nov., 1867	Ditto		
Rocky Mouth	Samuel Bailey Eadon	24 April, 1874	Ditto		
Scone	(Vacant.)				
Singleton	Henry Glennie	27 Oct., 1869	Ditto		
Shoalhaven	Thomas James Pickburn	14 Mar., 1870	Ditto		
Sofala	Westby Walker	.....	Ditto		
Tamworth	William Henry Wood	1 Jan., 1874	Ditto		
Tenterfield	Marshall Hall Webster	9 June, 1871	Ditto		
Tumut and Adelong	Robert Falder	25 Oct., 1872	Ditto		
Ulladulla	Thomas Goldson Ivimy	.....	Ditto		
Walcha	Thomas James Pickburn	23 June, 1874	Ditto		
Wallsend	John Wade Brown Wades	22 July, 1875	Ditto		
Wallsend and Minmi	Christian U. D. Schrader	12 April, 1870	Ditto		
Wagga Wagga	Allan Bradley Morgan	27 Sept., 1870	Ditto		
Wellingrove	Alexander Skinner	27 Oct., 1869	Ditto		
Wellington	Robert Rygate	27 Oct., 1869	Ditto		
Wee Waa	Charles Meziere de Lepervanche.	15 Dec., 1870	Ditto		
Windsor	John Selkirk	10 Oct., 1873	Ditto		
Wollongong	William Lyons[4]	13 April, 1872	Administrator of Government and Executive Council.		
Wollombi	J. S. Milne	5 Nov., 1866	Governor and Executive Council		
Woonoona	(Vacant.)				
Yass	Allen Campbell	19 Nov., 1859	Ditto		
	Michael Perry	4 April, 1873	Ditto		
Young	Charles Temple	3 Mar., 1871	Ditto		

[1] Appointed to Wallsend. [2] Also Vaccinator, Paterson. [3] Also Vaccinator, East and West Maitland. [4] Also Vaccinator, Dapto.

Office.	Name.	Date of Appointment.	By whom appointed, and under what Instrument.	Annual Salary. £ s. d.	Date of first Appointment under the Colonial Government.
COLONIAL SECRETARY—MEDICAL ADVISER, VACCINATION, MEDICAL OFFICERS, ETC.—*continued.*					
MEDICAL OFFICERS.					
Police Surgeon	Myles Egan	19 May, 1863	Governor and Executive Council	200 0 0	27 May, 1861.
Visiting Surgeon, Sydney Gaol, and Lunatic Reception House	Isaac Aaron[1]	15 May, 1866 to 1 July, 1868	Ditto	350 0 0	22 Mar., 1861.
Dispenser, Sydney Gaol	Thomas Marum[2]	1 Feb., 1874	Ditto	150 0 0	1 Feb., 1874.
Visiting Surgeon—					
Parramatta Gaol	Walter Brown, M.D.	1 Mar., 1873	Ditto	100 0 0	20 Dec., 1860.
Destitute Asylum, Parramatta.	Robert Champley Rutter	1 Mar., 1873	Ditto	150 0 0	21 Feb., 1873.
Protestant Orphan School					
Roman Catholic Orphan School.					
Bathurst Gaol	William Frederick Bassett	10 Feb., 1870	Ditto	50 0 0	——— 1851.*
Maitland Gaol	William Wilton	1 Jan., 1849	Governor	70 0 0	1 Jan., 1849.
Goulburn Gaol	Selby Mars Morton[3]	10 May, 1870	Governor and Executive Council	50 0 0	1 Jan., 1869.
	succeeded by				
	Peter Hume Gentle	1 Nov., 1875	Ditto	50 0 0	1 Oct., 1869.
Berrima Gaol, and Dispenser.	Henry William Williamson	28 Sept., 1864	Ditto	200 0 0	28 Sept., 1864.
Albury Gaol	Robert Newberry Cobbett	1 April, 1871	Ditto	25 0 0	
Braidwood Gaol	Peter Hume Gentle[4]	1 June, 1870	Ditto	25 0 0	1 June, 1870.
	succeeded by				
	Rees Llewellyn	1 Feb., 1875	Ditto	25 0 0	
Mudgee Gaol	Arthur T. P. Cutting, M.D.	1 Jan., 1864	Ditto	40 0 0	5 Nov., 1862.
Armidale Gaol	William Sheldon	23 Nov., 1874	Ditto	25 0 0	
Wagga Wagga Gaol	Robert Clark Robinson[5]	5 Sept., 1873	Ditto	25 0 0	
	succeeded by				
	Erasmus Wren	1 Aug., 1875	Ditto	25 0 0	
Cooma Gaol	John Daniell	23 June, 1874	Ditto	50 0 0	23 June, 1874.
Yass Gaol	Michael Perry	1 Feb., 1873	Ditto	25 0 0	
Deniliquin Gaol	Alfred William Finch Noyes	1 Feb., 1873	Ditto	25 0 0	
Port Macquarie Gaol	John Spencer	1 July, 1873	Ditto	150 0 0	
Tamworth Gaol	William H. Wood, M.R.C.S.E., L.S.A.E.	1 Jan., 1874	Ditto	52 0 0	1 Jan., 1874.
Orange Gaol	Henry C. Warren[6]	1 April, 1874	Ditto	50 0 0	27 Oct., 1869.
Medical Visitor to Lunatic Asylum, Parramatta.	Walter Brown, M.D.	1 June, 1867	Ditto	50 0 0	20 Dec., 1860.
Visiting Surgeon, Nautical School Ship "Vernon."	Owen Spencer Evans	1 Nov., 1871	Ditto	50 0 0	21 Mar., 1861.
Visiting Surgeon, Industrial School and Reformatory, Biloela (Cockatoo Island).	Owen Spencer Evans	22 June, 1871	Ditto	50 0 0	21 Mar., 1861.
Visiting Medical Officer to Lunatic Asylum for Imbeciles, and Institution for Idiots, Newcastle.	Richard Harris	7 Oct., 1871	Ditto	75 0 0	12 Sept., 1867.
Surgeon & Dispenser, Hyde Park Asylum.	Robert D. Ward, M.R.C.S.E.	16 April, 1872	Administrator of Government and Executive Council.	150 0 0	27 Sept., 1853.
Dispenser, Parramatta Asylum for Infirm and Destitute, and Gaol.	William Austin[7]	13 Mar., 1862 to 22 April, 1861	Governor and Executive Council / Administrator of Government and Executive Council.	150 0 0	22 April, 1861.
	succeeded by				
	Thomas Stapleton	22 Nov., 1875 to 1 Nov., 1875	Governor and Executive Council	150 0 0	1 Nov., 1875.
DISTRICTS—					
Adelong and Tumut	Robert Falder	25 Oct., 1872	Ditto		
Albury	Robert Newberry Cobbett	28 Feb., 1871	Ditto		
Araluen	Rees Llewellyn	17 June, 1870	Ditto		
Armidale	William Sheldon	18 Dec., 1874	Ditto		
Balranald	(Vacant.)				
Bathurst	William Frederick Bassett	4 Oct., 1870	Ditto		
Bega	John Shiels	27 Oct., 1869	Ditto		
Binalong and Burrowa	Morgan O'Connor	.....	Ditto		
Bourke	Charles James Grant	21 Aug., 1874	Ditto		
Braidwood	Peter Hume Gentle	21 Sept., 1870	Ditto		
	succeeded by				
	Rees Llewellyn	2 Feb., 1875	Ditto		
Broulee	Edward Boot	27 Oct., 1869	Ditto		
Camden, Narellan, and Picton.	Edwin Chisholm	27 Oct., 1869	Ditto	Paid by fees	
Carcoar	William Getty	22 May, 1874	Ditto		
Cassilis	(Vacant.)				
Cooma	(Vacant.)				
Deniliquin	Alfred Wm. Finch Noyes	27 Oct., 1869	Ditto		
Dowling (Ulladulla)	Thomas Goldson Ivimy	27 Oct., 1869	Ditto		
Dubbo	Walter Hugh Tibbits	27 Oct., 1869	Ditto		
Dungog	Ellar M'Kellar M'Kinlay	27 Oct., 1869	Ditto		
Forbes	Eustace Henry Lever Pratt	24 Feb., 1874	Ditto		
Goulburn	Selby Mars Morton	23 May, 1870	Ditto		
	succeeded by				
	Peter Hume Gentle	10 Nov., 1875	Ditto		
Grenfell	John Wade Brown Wades[8]	10 Feb., 1874	Ditto		
Grafton	John Govett Smith	27 Oct., 1869	Ditto		
Gulgong	Wilson Ramsay	10 Nov., 1875	Ditto		

[1] Received £28 17s. 6d., fees. [2] Allowed £52 per annum in lieu of quarters. [3] To 31 October—Resigned. [4] To 31 January—Resigned.
[5] To 31 July. [6] To 31 May. [7] To 21 November—Deceased. [8] Appointed to Wallsend. * Services not continuous.

Office.	Name.	Date of Appointment.	By whom appointed, and under what Instrument.	Annual Salary.	Date of first Appointment under the Colonial Government.
				£ s. d.	
COLONIAL SECRETARY—MEDICAL ADVISER, VACCINATION, MEDICAL OFFICERS, ETC.—*continued.*					
MEDICAL OFFICERS—*continued.*					
DISTRICTS—					
Gundagai	Robert M'Killop[1]	27 Mar., 1874	Governor and Executive Council		
Hill End	John O'Connell	8 Dec., 1874	Ditto		
Inverell	(Vacant.)				
Lower Clarence	Eugene Charles McCarthy	6 April, 1875	Ditto		
Maitland	William Wilton	4 Oct., 1870	Ditto		
Molong	Andrew Ross	27 Oct., 1869	Ditto		
Mudgee	Arthur Thomas Pigott Cutting.	27 Oct., 1869	Ditto		
Murrurundi	William Bissett Knowles...	18 Dec., 1874	Ditto		
Muswellbrook & Merton	Augustus Wells	27 Nov., 1874	Ditto		
	succeeded by Robert Edward Grigson	10 Nov., 1875	Ditto		
Newcastle	(Vacant.)				
Orange	Henry Charles Warren	27 Oct., 1869	Ditto		
	succeeded by John Frederick Codrington	2 July, 1875	Ditto		
Oxley	Richard Frean	20 Dec., 1873	Ditto		
Parkes	Charles G. Wilson Marsden	23 July, 1875	Ditto		
Parramatta	Robert Champley Rutter...	21 Feb., 1873	Ditto		
Patrick's Plains	Henry Glennie	27 Oct., 1869	Ditto	Paid by fees	
Penrith	William Smith Thomas	18 Nov., 1871	Ditto		
Port Macquarie	Thomas Parsons	27 Oct., 1869	Ditto		
Raymond Terrace	Arthur Annesley West	9 June, 1871	Ditto		
Richmond River	Josiah Wesley Walker	1 July, 1873	Ditto		
Tamworth	William Henry Wood	1 Jan., 1874	Ditto		
Tenterfield	Marshall Hall Webster	9 June, 1871	Ditto		
Tumut and Adelong	Robert Falder	25 Oct., 1872	Ditto		
Wagga Wagga	Allan Bradley Morgan	27 Sept., 1870	Ditto		
Walcha	Thomas James Pickburn...	23 June, 1874	Ditto		
Wallsend	John Wade Brown Wades	22 July, 1875	Ditto		
Wee Waa	Charles Meziere De Lepervanche.	15 Dec., 1870	Ditto		
Wellingrove	Alexander Skinner	27 Oct., 1869	Ditto		
Wellington	Robert Rygate	27 Oct., 1869	Ditto		
Windsor	John Selkirk	10 Oct., 1873	Ditto		
Wollongong	William Lyons	23 April, 1872	Administrator of Government and Executive Council.		
Yass	Michael Perry	4 April, 1873	Governor and Executive Council		
Young	Charles Temple	3 Mar., 1871	Ditto		

[1] Resigned, 5 July.

LUNATIC ASYLUMS.

HOSPITAL FOR THE INSANE, GLADESVILLE.

Medical Superintendent and Inspector of the Insane.	Frederic Norton Manning	15 Oct., 1868	Governor and Executive Council	800 o o to 20 Feb. 200 o o fr. 21 Feb. to 11 Nov. 800 o o fr. 12 Nov.	15 Oct., 1868.
Acting ditto ditto[2] / Assistant Medical Officer	Thomas Morgan Joseph[3]	21 Feb., 1875 24 Feb., 1872	Ditto Administrator of Government and Executive Council.	600 o o 300 o o to 20 Feb. and again fr. 12 Nov.	24 Feb., 1872.
Acting ditto[3]	Archibald Macqueen[4]	21 Feb., 1875	Governor and Executive Council	300 o o	21 Feb., 1875.
Assistant Superintendent	Edward Marsden Betts[5]	1 Dec., 1872	Ditto	250 o o	23 May, 1859.*
Dispenser	John McGeorge[6]	1 July, 1869	Ditto	130 o o	1 July, 1869.
Matron	Mary Bland[6]	1 Jan., 1874	Ditto	120 o o	1 Jan., 1874.
Chief Attendant	Thomas Folkard[7]	1 July, 1864	By Medical Superintendent	120 o o	14 Nov., 1859.
Grounds Attendant (1)	.....	.....	Ditto	80 o o	
Senior Male Attendants (8)	(1 from 1 June)	.....	Ditto	84 o o	each.
Junior Male Attendants (23)	(1 from 15 March and	1 from 10 Nov.)	Ditto	11 at £72 12 at 66	„
Out-door Attendants (2)	.....	.....	Ditto	1 at 72 1 at 66	
Senior Nurses (6)	.....	.....	Ditto	50 o o	„
Junior Nurses (17)	.....	.....	Ditto	46 o o	„
Housemaid (1)	.....	.....	Ditto	35 o o	
Cook (1)	.....	.....	Ditto	77 o o	
„ Assistant	.....	.....	Ditto	66 o o	
Gardener (1)	.....	.....	Ditto	66 o o	
Laundresses (4)	.....	.....	Ditto	1 at £50 3 at 46	each.
Needlewoman (1)	.....	.....	Ditto	60 o o	
Gatekeepers (2)	.....	.....	Ditto	1 at £60 1 at 50	
Carter (1)	.....	.....	Ditto	60 o o	
Engine-drivers (2)	(1 from 15 February)	.....	Ditto	1 at 9s. 1 at £130	per diem.
Carpenter	Archibald Ewing	30 May, 1870	Governor and Executive Council	130 o o	30 May, 1870.
Chaplains :—					
Church of England	Rev. Charles Archdall	8 Nov., 1873	Ditto	50 o o	8 Nov., 1873.
Roman Catholic	Rev. Zephirin F. Muraire	1 Jan., 1868	Ditto	50 o o	1 Jan., 1868.

[1] Allowed quarters; also £45 per annum in lieu of provisions, fuel, and light—absent on leave from 21 February to 11 November. [2] To the 11 November. [3] Allowed quarters; also £45 per annum in lieu of provisions, fuel, and light. [4] To the 18 June. [5] Allowed a house; also £45 per annum in lieu of provisions, fuel, and light. [6] Allowed quarters, and a ration of provisions, fuel, and light. [7] Allowed a ration of provisions, fuel, and light. * Services not continuous.

NOTE.—All the Attendants, &c., &c., excepting the Engine-driver and the Carpenter, allowed each a ration of provisions, fuel, and light; and fifty allowed quarters. The Medical Superintendent and Acting Medical Superintendent give security to the amount of £300 each.

Office.	Name.	Date of Appointment.	By whom appointed, and under what Instrument.	Annual Salary. £ s. d.	Date of first Appointment under the Colonial Government.

COLONIAL SECRETARY—LUNATIC ASYLUMS—*continued.*

LUNATIC ASYLUM, PARRAMATTA.

Medical Superintendent ...	Charles Taylor, M.D.[1]	23 Sept., 1872	Governor and Executive Council	600 o o	21 Dec., 1868.*
Assistant Superintendent ...	James Robertson Firth[2] ...	1 Mar., 1867	Ditto	270 o o	26 Nov., 1852.*
Medical Visitor (see p. 30) ...	.....	.....	.....		
Matron	Jane Burn[3]	1 June, 1865	Ditto	120 o o	1 June, 1865.
Assistant Clerk	Ethelred Bennett[3]	1 Aug., 1874	Ditto	110 o o	24 April, 1874.
Dispenser	Arthur Hunter Simms[3] ...	1 Jan., 1875	Ditto	140 o o	1 May, 1863.*
Master Attendant	John Brown[1]	17 Sept., 1871	Ditto	150 o o	1 Oct., 1863.
Male Attendants (43)[3]	.....	.....	By Superintendent	3 at 90 o o 5 at 84 o o 35 at 66 o o	
Female Attendants (19)[3] ...	(One from 7 December) ...	.....	Ditto	3 at 50 o o 16 at 46 o o	each.
Male Servants (4)[3]	.....	.....	Ditto	2 at 80 o o 1 at 66 o o 1 at 50 o o	
Female Servant (1)[3]	.....	.....	Ditto	46 o o	
Machinist (1)[3]	.....	.....	Ditto	60 o o	
Farm Overseer (1)[3]	.....	.....	Ditto	66 o o	
Gardener (1)[3]	.....	.....	Ditto	52 o o	
Minor Attendants (13)[3] ...	.....	.....	Ditto	0 0 9	per diem each.
Carpenter (1)	.....	.....	Ditto	100 o o	
Chaplains:—					
Church of England	Rev. J. R. Blomfield	1 Oct., 1868	Governor and Executive Council	50 o o	16 Mar., 1851.
Roman Catholic	Ven. Archdeacon John Rigney.	1 Feb., 1874	Ditto	50 o o	16 July, 1838.

[1] Allowed a house, and £45 per annum in lieu of provisions, fuel, and light. [2] Allowed quarters, and £45 per annum in lieu of provisions, fuel, and light.
[3] Allowed quarters, rations of provisions, fuel, and light. * Services not continuous.

LUNATIC RECEIVING HOUSE, DARLINGHURST.

Superintendent	Frederick Fowler.....	1 July, 1868	Governor and Executive Council	140 o o	8 Jan., 1862.
Matron	Eliza Ann Fowler.....	1 April, 1872	Administrator of Government and Executive Council.	60 o o	1 April, 1872.
Medical Visitor (see p. 30.)	.....	.....	.....		
Male Attendants (2)	.....	.....	.....	72 o o	each.
Female Attendants (3)	(One from 7 December) ...	.....	.....	46 o o	„

NOTE.—All reside in the building, and are allowed rations of provisions, fuel, and light—The attendants allowed suits of uniform clothing.

LUNATIC ASYLUM FOR IMBECILES, AND INSTITUTION FOR IDIOTS, NEWCASTLE.

Superintendent	Frederic Cane[1]	1 April, 1872	Administrator of Government and Executive Council.	175 o o	22 Feb., 1868.
Matron	Elizabeth Cane[1]	12 June, 1872	Ditto	75 o o	12 June, 1872.
Chief Attendant and Storekeeper.	Edwin Waller[2]	11 Jan., 1874	Governor and Executive Council	100 o o	1 Jan., 1859.
Medical Visitor (see p. 30.)					
Senior Attendant (1)[2]	.....	.....	.....	84 o o	
Junior Attendants (6)[2]	.....	.....	.....	1 at 72 o o 5 at 66 o o	each.
Gatekeeper (1)[2]	.....	.....	.....	50 o o	
Artisan Attendant (1)	.....	.....	.....	0 5 6	per diem.
Senior Nurse (1)[2]	.....	.....	.....	50 o o	
Junior Nurses (6)[2]	.....	.....	.....	5 at 46 o o 1 at 40 o o	each.
Laundresses (3)[2]	.....	.....	.....	1 at 46 o o 2 at 40 o o	each.
Out-door Attendant (1)[2] ...	.....	.....	.....	66 o o	
Gardener (1)[2]	.....	.....	.....	66 o o	
Cook (1)[2]	.....	.....	.....	72 o o	
Chaplains:—					
Church of England	Arthur E. Selwyn	1 Jan., 1872	Ditto	20 o o	1 Jan., 1853.
Roman Catholic	Michael H. Ryan.....	1 Jan., 1872	Ditto	20 o o	1 Jan., 1872.

[1] Allowed quarters, and £30 per annum in lieu of provisions. [2] Allowed quarters; also a ration of provisions, fuel, and light.

BOARD OF VISITORS TO LUNATIC ASYLUMS.

President	Edward Samuel Pickhard Bedford.[1]	4 Feb., 1867	Governor and Executive Council	each 100 o o	4 Feb., 1867.
Visitors	Alfred Roberts.....	7 June, 1867	Ditto		7 Mar., 1867.
	William Owen	7 June, 1867	Ditto		1 Aug., 1861.

[1] Allowed £50 a year for clerical assistance.

INSPECTOR OF PUBLIC CHARITIES.

Inspector.....	Frederic King	1 Oct., 1869	Governor and Executive Council	500 o o	14 Mar., 1862.
	succeeded by George Fullerton.....	1 Sept., 1875	Ditto	500 o o	18 May, 1871.

Office.	Name.	Date of Appointment.	By whom appointed, and under what Instrument.	Annual Salary.	Date of first Appointment under the Colonial Government.
				£ s. d.	
COLONIAL SECRETARY—*continued*.					
GOVERNMENT ASYLUMS FOR THE INFIRM AND DESTITUTE.					
Board... Chairman	Christopher Rolleston	3 Mar., 1862	Governor and Executive Council	Nil.	1 Jan., 1843.
Board... Members	Haynes G. Alleyne, M.D.	3 Mar., 1862	Ditto	Nil.	11 May, 1848. to —Sept., 1849.*
Board... Members	Harold Maclean	12 Nov., 1870	Ditto	Nil.	20 Mar., 1846.
Head Office—					
Secretary	Frederic King[1]	14 Mar., 1862	Ditto	400 0 0 from 1 Sept.	14 Mar., 1862.
Clerks	Albert G. Gyulay[2]	17 Oct., 1870	Ditto	300 0 0	27 Dec., 1861.*
	Edgar B. Greenup[3] succeeded by	1 May, 1874	Colonial Secretary	50 0 0	1 May, 1874.
	Walter E. Tindall	1 Aug., 1875	Ditto	50 0 0	1 Aug., 1875.
Messenger and Officekeeper (1)[4]	.....	.....	The Board	90 0 0	
HYDE PARK ASYLUM, SYDNEY.					
Surgeon and Dispenser	(See page 30.)	.....	.....	.....	
Matron	Lucy H. Hicks[4]	15 Feb., 1862	Governor and Executive Council	200 0 0	13 May, 1861.
Sub-Matron	Mary E. Applewhaite	1 Jan., 1875	Ditto	50 0 0	1 Jan., 1875.
Cooks, Nurses, &c.	.....	.....	.....	from 1s. to 3d.	per diem.
PARRAMATTA ASYLUM.					
Surgeon	(See page 30.)	.....	.....	.....	
Dispenser	(See page 30.)	.....	.....	.....	
Master	James Dennis[4]	13 Mar., 1862	Governor and Executive Council	150 0 0	1 Mar., 1862.
Matron	C. H. M. Dennis[4]	13 Mar., 1862	Ditto	50 0 0	1 Mar., 1862.
Clerks, Wardsmen, Cooks, &c.	.....	.....	.....	from 1s. to 3d.	per diem.
LIVERPOOL ASYLUM.					
Surgeon and Superintendent	W. E. Strong, M.D.[5]	20 June, 1871	Governor and Executive Council	300 0 0	20 June, 1871.
Matron	Mary Burnside[4]	13 Mar., 1862	Ditto	200 0 0	13 Mar., 1862.
Clerks, Wardsmen, Cooks, &c.	.....	.....	.....	from 1s. to 3d.	per diem.

[1] Gives security to the amount of £1,000; salary drawn to 31 August as Inspector of Public Charities. [2] To the 10 September—Deceased. [3] To the 18 April. [4] Allowed quarters, fuel, and light. [5] Receives £52 per annum in lieu of quarters; allowed fuel and light. * Services not continuous.

COMMISSIONERS TO ADVISE THE GOVERNMENT IN MATTERS CONNECTED WITH THE DEFENCE OF THE COLONY FROM FOREIGN AGGRESSION.

Commissioners	John Soame Richardson (President)[1]	1 Oct., 1870	Governor and Executive Council, under the Great Seal of the Colony	Nil.	17 Feb., 1865.
	William Macleay				4 Aug., 1860.
	James Barnet[2]				1 May, 1849.
	Edward Orpen Moriarty[3]				15 Jan., 1861.
	Patrick Lindsay Crawford Shepherd.[4]				1 Jan., 1863.
	Francis Hixson[5]				1 Jan., 1858.
	Edward Charles Cracknell[6]				26 Aug., 1856.*
	Thomas Peere Williams Nesham.[7]				
	The Hon. Sir James Martin, Knt., Q.C.[8]	15 July, 1872	Ditto	Nil.	
Secretary	James Wilson	.....	.....	.....	1 April, 1868.

[1] Commandant of Permanent and Volunteer Military Forces. [2] Colonial Architect. [3] Engineer-in-Chief for Harbours and River Navigation, &c. [4] Commanding Artillery Brigade. [5] President of the Marine Board.—Captain Commanding Naval Brigade. [6] Superintendent of Electric Telegraphs. [7] Lieutenant, H.M.S. "Clio." [8] Chief Justice. * Services not continuous.

PERMANENT AND VOLUNTEER MILITARY FORCES.

GENERAL STAFF.					
Commandant	Lieutenant-Colonel John Soame Richardson.[1]	1 Aug., 1871	Governor and Executive Council	600 0 0	17 Feb., 1865.
Major of Brigade[2]	Captain William Beaver Blayney Christie To 14 December.	4 Aug., 1873	Ditto	400 0 0	4 Aug., 1873.
	Major William Beaver Blayney Christie From 15 December.				
Brigade Pay and Quartermaster.	Major Thomas Baynes[2]	1 Aug., 1871	Ditto	365 0 0	21 Aug., 1854.
Instructor of Musketry	Captain John Augustus Compton.[3]	14 Feb., 1871	Ditto	300 0 0	1 Aug., 1866.
Commanding Public School Cadet Corps.	Captain Henry William Strong.[3]	30 Sept., 1875	Ditto	250 0 0	27 Aug., 1866.
Brigade Clerk	William Holmes[3]	26 Oct., 1870	Commandant	per diem. 0 9 6	18 Oct., 1860.
Assistant do.	Lee Collier	1 Jan., 1873	Ditto	per diem. 0 7 0	1 Jan., 1873.
Pay and Quartermaster's Clerk.	Sydney Whiteford Nettleton.	1 Jan., 1875	Ditto	per diem. 0 8 0	1 Jan., 1875.
Brigade Sergeant Major (1)[4]	.....	.....	Ditto	0 10 0	per diem.

[1] Resides in Victoria Barracks; allowed rations of provisions, fuel, and light, and forage for two horses. [2] Resides in Victoria Barracks; allowed rations of provisions, fuel, and light, and forage for a horse. [3] Resides in the Victoria Barracks. [4] Resides in the Victoria Barracks; Drill Instructor, Public Schools, £50 per annum.

COLONIAL SECRETARY—PERMANENT AND VOLUNTEER MILITARY FORCES—*continued.*

Office.	Name.	Date of Appointment.	By whom appointed, and under what Instrument.	Annual Salary. £ s. d.	Date of first Appointment under the Colonial Government.
GENERAL STAFF—*contd.*					
Brigade Quartermaster (1) ...	.....	.....	Commandant	0 9 6	per diem.
Armourer (1)[1]	.....	.....	Governor and Executive Council	0 7 0	„
„ (Assistant) (1) ...	.....	.....	Commandant	0 5 0	„
Drill Instructors (16)[2]	One from 21 April to 13 December.	.....	Ditto ..... 1 at	0 10 0	„
			14 at	0 7 0	„
			1 at	0 4 0	„ each
Assistant Paymaster's Clerk (1)	.....	11 Aug., 1875	Ditto	0 7 0	„
Instructor of Musketry (1)[1]	.....	.....	Ditto	0 8 0	„
Bugle Major and Messenger (1).	.....	.....	Ditto	0 7 0	„
Artillery Storeman (1)[1]	.....	.....	Ditto	0 5 0	„
Markers, Rifle Range (2) ...	.....	.....	Ditto	0 5 0	„ each
Caretaker, Rifle Range (1)[3]	.....	14 April, 1875	.....	0 7 0	„
Labourers, Victoria Barracks (2)[1].	.....	.....	.....	0 5 0	„
Bandmaster	Lieut. George Douglas Callen.	4 Sept., 1872	Commandant	200 0 0	4 Sept., 1872.
HONORARY STAFF.					
Principal Medical Officer ...	James Charles Cox[4]	3 Mar., 1873	Governor and Executive Council	Nil.	27 May, 1861.
	succeeded by George Frederick Dansey	17 July, 1875	Ditto		21 May, 1867.
Chaplains	Rev. George Fairfowl Macarthur.	8 June, 1868	Ditto		8 June, 1868.
	Rev. Thomas Smith	4 July, 1868	Ditto		4 July, 1868.
„ (Acting)	Rev. Joseph Barnier	27 Aug., 1869	Ditto		
Chaplains	Rev. Thomas M'Carthy ...	15 Mar., 1870	Ditto		
	Rev. James Cameron, M.A.	15 June, 1874	Ditto		
PERMANENT MILITARY FORCE.					
Staff Surgeon	William James Gutherie Bedford.[5]	11 Dec., 1875	Ditto		
Staff Assistant Surgeon ..... To 10 December.	William James Gutherie Bedford.	9 Sept., 1871	Ditto	248 0 0	16 June, 1868.
Commanding New South Wales Artillery.	Major George John Airey[6]	26 April, 1872	Administrator of Government and Executive Council.	385 0 0	1 Aug., 1871.
Captain, New South Wales Artillery.	Warner Wright Spalding[6]	1 Aug., 1871	Governor and Executive Council	256 0 0	1 Aug., 1871.
Lieutenants, New South Wales Artillery.	George Sydney Lindeman[7]	26 April, 1872	Administrator of Government and Executive Council.	229 0 0	26 April, 1872.
	succeeded by Henry Le Petourel[8]	9 April, 1875	Governor and Executive Council	229 0 0	9 April, 1875.
	John Jamison Russell Russell.[9]	26 April, 1872	Administrator of Government and Executive Council.	229 0 0	26 April, 1872.
Hospital Sergeant (1)[10]	.....	.....	.....	0 4 4	per diem.
Hospital Warder (1)[10]	.....	.....	.....	0 2 3 to 5 Feb. / 0 2 6 from 10 Feb.	per diem.
Hospital Cook (1)[10]	.....	.....	.....	0 2 6	per diem.
Acting Chaplains—					
Church of England	Rev. Edward Rogers	9 Oct., 1871	Governor and Executive Council	Each allowed 10s. per annum for each officer and man.	20 Jan., 1838.
Roman Catholic	Rev. Charles Heuzé	30 Nov., 1871	Ditto		30 Nov., 1871.
	succeeded by Rev. Eugene J. Luckie ...	17 Feb., 1875	Ditto		
	succeeded by Rev. Peter Young	13 May, 1875	Ditto		
ARTILLERY.					
Commanding Artillery Brigade.	Major Patrick Lindesay Crawford Shepherd.[11]	29 Feb., 1868	Ditto	100 0 0	15 Jan., 1861.
	succeeded by Lieut.-Col. Watson Wilson[12]	17 Dec., 1875	Ditto	100 0 0	22 Aug., 1866.
Field Officers	Major Watson Wilson[13] ...	4 Mar., 1871	Ditto	Nli.	22 Aug., 1866.
	Major Patrick Lindesay Crawford Shepherd.	17 Dec., 1875	Ditto		15 Jan., 1861.
	Major Frederick Wells ...	16 Nov., 1874	Ditto		28 Mar., 1859.
Captains :—					
No. 1 Battery	Francis Fahey	1 Aug., 1871	Ditto		19 Oct., 1868.
No. 2 „	Paul Talbot	15 Dec., 1874	Ditto		9 June, 1864.
No. 3 „	Samuel Holt[14]	6 July, 1869	Ditto		12 Feb., 1861.
No. 4 „	William Cooper	19 Oct., 1868	Ditto		5 Mar., 1867.

[1] Allowed quarters in Victoria Barracks [2] All except two allowed quarters or 10s. per week in lieu thereof. [3] Allowed quarters on Rifle Range. [4] To 3 June—Retired. [5] Resides in Victoria Barracks; allowed rations of provisions, fuel, and light, and forage for a horse. [6] Resides in Artillery Barracks; allowed forage for a horse, and rations of provisions, fuel, and light. [7] Allowed £100 per annum for house rent; also rations of provisions, fuel, and light—To 28 February—Resigned. [8] Allowed £60 per annum for house rent; also rations of provisions, fuel, and light, and forage for a horse. [9] Allowed £60 per annum for house rent; also rations of provisions, fuel, and light, and forage for a horse. To 14 December—Commission cancelled. [10] Allowed quarters in Victoria Barracks; also rations of provisions, fuel, and light. [11] Allowed forage for a horse—To the 16 December (see below). [12] Allowed forage for a horse. [13] To 16 December—Promoted. [14] To 6 November—Deceased.

Office.	Name.	Date of Appointment.	By whom appointed, and under what Instrument.	Annual Salary.	Date of first Appointment under the Colonial Government.
				£ s. d.	
COLONIAL SECRETARY—VOLUNTEER FORCES—*continued.*					
Captains—*contd.*					
No. 5 Battery	William Gore Beverley	1 May, 1871	Governor and Executive Council		17 April, 1861.
No. 6 „	Henry Deane	1 May, 1871	Ditto		5 Mar., 1867.
No. 7 „	Barcroft Capel Boake	26 April, 1872	Administrator of Government and Executive Council.		18 Mar., 1871.
No. 8 „	Charles Henry Myles	11 Dec., 1875	Governor and Executive Council	Nil.	21 Nov., 1871.
No. 9 „	Henry Houghton Burton Bradley.	4 Dec., 1874	Ditto		1 Aug., 1871.
No. 10 „	John Macdonald	26 Oct., 1870	Ditto		26 Oct., 1870.
Captain, No. 11 Battery	Robert Allwood Nathan	5 May, 1875	Ditto		2 Aug., 1871.
Captain (Supernumerary)	Charles Arthur Walker Lett.	14 July, 1874	Ditto		8 May, 1860.
Captain and Adjutant	Warner Wright Spalding[1]	11 Sept., 1875	Ditto	100 0 0	1 Aug., 1871.
1st Lieutenants :—					
No. 1 Battery	William Henry Simpson	10 June, 1873	Ditto		18 Dec., 1871.
No. 2 „	Pembroke Lathrop Murray	5 May, 1875	Ditto		16 Jan., 1874.
No. 3 „	James Kirkaldy	13 April, 1874	Ditto		30 Nov., 1872.
No. 4 „	Edward Masters	5 April, 1870	Ditto		19 Oct., 1868.
No. 5 „	Arthur Bennett	1 Aug., 1871	Ditto		8 Sept., 1870.
No. 6 „	Thomas Benedict Frith	1 Aug., 1871	Ditto		1 Feb., 1869.
No. 7 „	Edward Kirchner	24 Oct., 1872	Ditto		26 April, 1872.
No. 8 „	Frederick Nixon	7 Nov., 1871	Ditto		7 Nov., 1871.
No. 10 „	Thomas Michael Brown	7 Nov., 1871	Ditto		7 Nov., 1871.
2nd Lieutenants :—					
No. 1 Battery	Henry Chapman	25 Nov., 1873	Ditto		11 Aug., 1873.
No. 2 „	Pembroke Lathrop Murray[2]	10 Dec., 1874	Ditto		16 Jan., 1874.
No. 3 „	John Ebenezer Aggar	13 April, 1874	Ditto	Nil.	13 April, 1874.
No. 4 „	Richard Aldous Arnold	18 Mar., 1871	Ditto		3 Jan., 1867.
No. 5 „	John Cochrane Remington	1 Aug., 1871	Ditto		1 Aug., 1871.
No. 6 „	William Houston	26 April, 1872	Administrator of Government and Executive Council.		1 Mar., 1864.
No. 8 „	Charles Henry Myles[3]	21 Nov., 1871	Governor and Executive Council		21 Nov., 1871.
No. 9 „	Robert Allwood Nathan[2]	2 Aug., 1871	Ditto		2 Aug., 1871.
3rd Lieutenant :—					
No. 1 Battery	Adam Mackinlay	25 Nov., 1873	Ditto		25 Nov., 1873.
Surgeon	James Matthew Nolan	4 April, 1873	Ditto		21 May, 1869.
Assistant Surgeons	Richard Ryther Steer Bowker.[4]	1 Jan., 1872	Ditto		1 Jan., 1862.
	Patrick M'Donagh	9 June, 1873	Ditto		9 June, 1863.
VOLUNTEER RIFLES.					
Major Commanding 1st Regiment (to 15 Dec.) / Lt.-Col. Commanding 1st Regiment (from 16 Dec.).	Robert Peel Raymond[5]	27 Feb., 1868	Ditto	100 0 0	
Major Commanding 2nd Regiment (to 15 Dec.) / Lt.-Col. Commanding 2nd Regiment (from 16 Dec.)	John Hay Goodlett[6]	30 April, 1868	Ditto		4 Dec., 1860.
Major, 2nd Regiment	Theodore James Jaques	4 July, 1868	Ditto		— Oct., 1839.
Major, 1st Regiment	Thomas Richards	23 May, 1870	Ditto		7 Feb., 1845.
Major Commanding Northern Battalion.	Charles Bolton	7 July, 1870	Ditto		1 June, 1837.
Major Commanding Western Battalion.	William Hillier Holborow	13 May, 1874	Ditto		12 Jan., 1870.
Major Commanding Southern Battalion.	John Black	23 Jan., 1872	Ditto		5 April, 1869.
Captain, Newcastle Corps	Henry Joseph Brown	7 July, 1870	Ditto		15 Mar., 1864.
Captain, Penrith Corps	Philpot John Curran Robins.[7]	19 Aug., 1873	Ditto		21 Oct., 1868.
	succeeded by James Henry Thomas	9 Oct., 1875	Ditto		6 April, 1872.
Captain, West Maitland Corps.	Alexander Wilkinson	17 May, 1869	Ditto	Nil.	3 Feb., 1866.
Captain, Paddington and Surry Hills Company.	Henry Phillips	25 May, 1863	Ditto		23 April, 1861.
Captain, Ulladulla Corps	Percy Hale Sheaffe	19 Nov., 1869	Ditto		4 May, 1869.
Captain, No. 5 Company, 1st Regiment.	Abram Orpen Moriarty[8]	23 May, 1870	Ditto		10 Jan., 1846.
	succeeded by William Johnston	22 Mar., 1875	Ditto		22 Mar., 1875.
Captain, King's School Cadet Corps.	George Fairfowl Macarthur	12 Mar., 1874	Ditto		12 Mar., 1874.
Captain, No. 1 Company, 1st Regiment.	John Wells	3 Sept., 1868	Ditto		1 Sept., 1837.
Captain, No. 3 Company, 1st Regiment.	William Thomas Farrell	20 Oct., 1868	Ditto		23 April, 1861.
Captain, No. 4 Company, 1st Regiment.	John Joseph Davey	3 Sept., 1868	Ditto		23 April, 1861.
Captain, Balmain Company	Ewen Wallace Cameron	17 Oct., 1868	Ditto		23 April, 1861.

[1] Captain, New South Wales Artillery—see p. 34. [2] To 4 May—Promoted. [3] To 10 December—Promoted. [4] To 18 March—Resigned. [5] Resides in the Victoria Barracks—Allowed forage for a horse. [6] Allowed forage for a horse. [7] To 29 January—Deceased. [8] To 10 January.

COLONIAL SECRETARY—VOLUNTEER FORCES—*continued.*

VOLUNTEER RIFLES—*continued.*

Office.	Name.	Date of Appointment.	By whom appointed, and under what Instrument.	Annual Salary. £ s. d.	Date of first Appointment under the Colonial Government.
Captain, No. 6 Company, 1st Regiment.	John Humphrey Morris ...	4 Aug., 1873	Governor and Executive Council	.	14 Feb., 1871.
Captain, Camden College, Cadet Corps.	John George Gill[1]	5 Sept., 1872	Ditto		5 Sept., 1872.
Captain, No. 2 Company, Highlanders.	Henry John Chisholm ...	7 May, 1874	Ditto		4 Nov., 1859.
Captain, No. 1 Company, do.	John Campbell.....	5 April, 1869	Ditto		15 Dec., 1868.
Captain, Newington College Cadet Corps.	John Fletcher	12 Mar., 1874	Ditto		12 Mar., 1874.
Captain, Singleton Corps ...	George Thomas Loder.....	7 July, 1869	Ditto		9 April, 1869.
Captain, No. 2 Company, 1st Regiment.	Charles Abram Wilson ...	7 July, 1870	Ditto		23 April, 1861
Captain, Goulburn Corps ...	Wm. John Joseph Dignam	31 July, 1874	Ditto		18 April, 1872.
Captain, Sydney Grammar School Cadet Corps.	Albert Bythesea Weigall...	28 Nov., 1871	Ditto	Nil.	28 Nov., 1871.
Captain, Parramatta Corps..	Henry James Byrnes	14 Feb., 1871	Ditto		30 May, 1866.
Captain, Wollongong Corps	Percy Owen	27 Sept., 1872	Ditto		15 June, 1871.
Captain, St. Leonards Company.	John William Guise	14 Feb., 1871	Ditto		16 Nov., 1866.
Captain, Lyceum School, Cadet Corps.	Richard Stuart Cannon ...	21 Sept., 1871	Ditto		21 Sept., 1871.
Captain, No. 7 Company, 1st Regiment.	William Wilkins	11 May, 1872	Ditto		23 Jan., 1851.
Captain, Sanchie House School Cadet Corps.	John Fraser	27 Sept., 1872	Ditto		27 Sept., 1872.
Captain, Bathurst Corps ...	Alfred Paul	3 Mar., 1873	Ditto		19 Nov., 1869.
Captain, South Sydney Company.	John Briggs Hillier.....	4 April, 1873	Ditto		20 Dec., 1867.
Captain, Hawkesbury Corps	James Adam Dick	4 April, 1873	Ditto		1 Sept., 1862.
Captain Commanding Public School Cadet Corps.	Henry William Strong[2] ...	7 April, 1873	Ditto	250 0 0	27 Aug., 1866.
Captain, No. 8 Company, 1st Regiment.	Stephen Dickson[3]..... succeeded by	10 June, 1873	Ditto		20 Oct., 1868.
	John M'Garvie Smith	16 Sept., 1875	Ditto		30 Jan., 1874.
Captain, Orange Corps	John Charles M'Lachlan...	12 Sept., 1873	Ditto		12 Sept., 1873.
Captain, Jamberoo Corps...	David Lindsay Dymock ...	30 Jan., 1874	Ditto		19 Nov., 1869.
Captain, Orange Public School Cadet Corps.	George Hall	13 April, 1874	Ditto	Nil.	13 April, 1874.
Captain, Mudgee ditto ...	John Dart.....	24 June, 1874	Ditto		24 June, 1874.
Captain, Glebe Company ...	John Mackintosh	6 July, 1874	Ditto		4 July, 1868.
Captain, Engineer Corps ...	Thomas Rowe	20 July, 1874	Ditto		28 Mar., 1872.
Captain, Mudgee Corps.....	George Davidson	31 July, 1874	Ditto		31 July, 1874.
Adjutant, 1st Regiment ...	Captain William Chatfield	3 Sept., 1868	Ditto	100 0 0	9 Jan., 1868.
Quartermaster, Northern Battalion.	Captain Edward Joseph Webb.	8 Dec., 1874	Ditto	Nil.	28 Dec., 1863.
Quartermaster, 1st Regiment.	Captain Abram Orpen Moriarty.	11 Jan., 1875	Ditto		10 Jan., 1846.
Adjutant, 2nd Regiment ...	Captain James Wilson[4] ...	5 April, 1875	Ditto	250 0 0	1 April, 1868.
Captain, East Maitland Corps.	Charles Falkner Bartlett...	12 Mar., 1875	Ditto		12 Mar., 1875.
Lieutenant, St. Leonards Company.	William Palmer Moore ...	14 April, 1871	Ditto		11 Nov., 1870.
Lieutenant, No. 1 Company, 1st Regiment.	John Cooper.....	5 Dec., 1871	Ditto		19 Oct., 1868.
Lieutenant, No. 6 Company, 1st Regiment.	John Warner M'Cutcheon	4 Aug., 1873	Ditto		1 Oct., 1870.
Lieutenant, Balmain Company.	William Frederick Longfield.	17 May, 1871	Ditto		17 Oct., 1868.
Lieutenant, Paddington & Surry Hills Company.	Thomas Field[5]	19 Oct., 1868	Ditto		19 Oct., 1865.
Lieutenant, No. 5 Company, 1st Regiment.	William Johnson[6] ..... succeeded by	23 May, 1870	Ditto		20 Oct., 1868.
	Walter D'Arrietta	22 Mar., 1875	Ditto		1 July, 1847.
Lieutenant, South Sydney Company.	William Burnett	9 June, 1873	Ditto		3 Oct., 1872.
Lieutenant, Hawkesbury Corps.	William Farmer Linsley...	4 April, 1873	Ditto	Nil.	30 Jan., 1869.
Lieutenant, No. 2 Company, Highlanders.	Donald Fraser	7 May, 1874	Ditto		4 Dec., 1873.
Lieutenant, West Maitland Corps.	James Thomas Tegg	17 May, 1869	Ditto		6 May, 1867.
Lieutenant, Glebe Company	Wesley Powell Mulholland	4 Dec., 1874	Ditto		7 May, 1874.
Lieutenant, Singleton Corps	Henry Peter Stacey.....	9 July, 1869	Ditto		9 April, 1869.
Lieutenant, Bathurst Corps	Edwin Curtis	20 May, 1873	Ditto		20 May, 1873.
Lieutenant, Ulladulla Corps	William Millard	19 Nov., 1869	Ditto		11 July, 1869.
Lieutenant, Newcastle Corps	William Arnott	19 Aug., 1871	Ditto		27 July, 1870.
Lieutenant, Parramatta Corps.	William John Stephenson	18 May, 1874	Ditto		29 Jan., 1873.
1st Lieutenant, Engineer Corps.	Edward Henry Arnhiem...	20 Aug., 1874	Ditto		24 July, 1864.
Lieutenant, Kiama Corps...	Thomas Honey.....	10 Dec., 1874	Ditto		6 April, 1872.
Lieutenant, No. 1 Company, Highlanders.	Alexander Fraser.....	4 Dec., 1874	Ditto		4 Dec., 1873.

[1] To 7 June—Resigned. [2] Transferred to Permanent Staff. [3] To 13 July. [4] Allowed forage for a horse. [5] To 4 August—Resigned. [6] To 21 March.

Office.	Name.	Date of Appointment.	By whom appointed, and under what Instrument.	Annual Salary. £ s. d.	Date of first Appointment under the Colonial Government.
COLONIAL SECRETARY—VOLUNTEER FORCES—*continued*.					
VOLUNTEER RIFLES—*continued*.					
Lieutenant, No. 2 Company, 1st Regiment.	John Alexander Cavanough	26 April, 1872	Administrator of Government and Executive Council.	Nil.	7 July, 1870.
Lieutenant, No. 7 Company, 1st Regiment.	James Churchill Fisher ...	3 Oct., 1872	Governor and Executive Council		3 Oct., 1872.
Lieutenant, Sydney Grammar School Cadet Corps.	Henry Charles Lennox Anderson.	4 April, 1873	Ditto		4 April, 1873.
Lieutenant, No. 4 Company, 1st Regiment.	Thomas Beilby Walcot ...	9 June, 1873	Ditto		28 Nov., 1868.
Lieutenant, Orange Corps...	James Dalton	12 Sept., 1873	Ditto		12 Sept., 1873.
Lieutenant, Penrith Corps..	James Henry Thomas[1] ...	18 May, 1874	Ditto		6 April, 1872.
Lieutenant, No 3 Company, 1st Regiment.	Francis Augustus Wright	18 May, 1874	Ditto		20 Dec., 1873.
Lieutenant, No. 8 Company, 1st Regiment.	John M'Garvie Smith[1].....	18 May, 1874	Ditto		30 Jan., 1874.
Lieutenant, Mudgee Corps..	William Frederick Woods.	31 July, 1874	Ditto		31 July, 1874.
Lieutenant, Goulburn Corps	Henry Blackshaw	12 Sept., 1874	Ditto		12 Sept., 1874.
Lieutenant, Richmond Corps	Charles Septimus Guest ...	30 Oct., 1874	Ditto		30 Oct., 1874.
Lieutenant, Gerringong Corps.	Alexander Campbell	10 Dec., 1874	Ditto		19 Nov., 1869.
2nd Lieutenant, Engineer Corps.	Thomas Samuel Parrott...	20 Aug., 1874	Ditto		20 Aug., 1874.
Lieutenant, Wollongong Corps.	Walter Graham Robertson	10 Mar., 1875	Ditto		7 Feb., 1874.
Lieutenant, King's School Cadet Corps.	George William Leycester	4 June, 1875	Ditto		4 June, 1875.
Lieutenant, Newington College Cadet Corps.	John Waterhouse.....	2 July, 1875	Ditto		2 July, 1875.
Lieutenant, No. 8 Company, 1st Regiment.	James Cranna	16 Sept., 1875	Ditto		5 Dec., 1871.
Lieutenant, East Maitland Corps.	Thomas Henry Wright ...	1 Dec., 1875	Ditto		1 Dec., 1875.
Ensign, No. 2 Company, 1st Regiment.	Sydney Cohen	11 May, 1872	Ditto		11 May, 1872.
Ensign, Balmain Company..	George Bagot Stack.....	17 May, 1871	Ditto		14 Jan., 1863.
Ensign, No. 5 Company, 1st Regiment.	Walter D'Arrietta[1]	8 Sept., 1870	Ditto		1 July, 1847.
Ensign, South Sydney Company.	John Nobbs	9 June, 1873	Ditto		9 June, 1873.
Ensign, West Maitland Corps.	William John Sloan	17 May, 1869	Ditto		17 May, 1869.
Ensign, Kiama Corps	Dixon King	15 Dec., 1874	Ditto		15 Dec., 1874.
Ensign, East Maitland Corps	George Middleton	12 Jan., 1870	Ditto		12 Jan., 1870.
Ensign, Newcastle Corps ...	Charles Frederick Stokes...	18 Dec., 1873	Ditto		18 Dec., 1873.
Ensign, Jamberoo Corps ...	George Woods.....	14 Feb., 1871	Ditto		14 Feb., 1871.
Ensign, Paddington and Surry Hills Company.	George Bond Gough	17 May, 1871	Ditto		17 May, 1871.
Ensign, No. 1 Company, 1st Regiment.	James Cranna[1].....	5 Dec., 1871	Ditto		5 Dec., 1871.
	succeeded by Charles Edward Finch ...	9 Oct., 1875	Ditto		1 July, 1860.
Ensign, No. 7 Company, 1st Regiment.	Robert George	3 Oct., 1872	Ditto		3 Oct., 1872.
Ensign, Parramatta Corps...	Thomas Barnett	18 May, 1874	Ditto		16 May, 1868.
Ensign, Singleton Corps ...	Albert John Gould	9 May, 1873	Ditto		9 May, 1873.
Ensign, Orange Corps	WilliamNathaniel Moulder	12 Sept., 1873	Ditto		12 Sept., 1873.
Ensign, No. 1 Company, Highlanders.	George Hamilton.....	4 Dec., 1874	Ditto		4 Dec., 1874.
Ensign, No. 3 Company, 1st Regt.	Henry Waller	18 May, 1874	Ditto		18 May, 1874.
Ensign, Wollongong Corps	Walter Graham Robertson[1]	7 Feb., 1874	Ditto		7 Feb., 1874.
	succeeded by William John Wiseman ...	26 Apl., 1875	Ditto		26 Apl., 1875.
Ensign, Bathurst Corps ...	James Cassidy	29 Apl., 1874	Ditto		29 Apl., 1874.
Ensign, St. Leonards Company.	Alexander Gilchrist.....	18 May, 1874	Ditto		18 May, 1874.
Ensign, Penrith Corps	William Lennox	30 Jan., 1875	Ditto		30 Jan., 1875.
Ensign, Ulladulla Corps ...	James Cork...	2 Feb., 1875	Ditto		2 Feb., 1875.
Ensign, Goulburn Corps ...	Edward Gillespie	27 Feb., 1875	Ditto		27 Feb., 1875.
Ensign, No. 6 Company, 1st Regt.	John Horatio Nickson.....	25 June, 1875	Ditto		25 June, 1875.
Ensign, No. 4 Company, 1st Regt.	William Lovell Davis	3 Sept., 1875	Ditto		3 Sept., 1875.
Quartermaster, 2nd Regt. ...	Ensign Henry Earnshaw Tidswell.	16 Apl., 1875	Ditto		16 April, 1875.
Surgeon, 1st Regt.	George Frederick Dansey[1]	18 Dec., 1871	Ditto		21 May, 1867.
	succeeded by George John Pattison	17 July, 1875	Ditto		23 Jan., 1872.
Surgeon, 2nd Regt.	Charles Kinnaird M'Kellar	30 Nov., 1872	Ditto		30 Nov., 1872.
Surgeon, Hawkesbury Corps	Henry Day	20 June, 1861	Ditto		20 June, 1861.
Surgeon, Western Battalion	Cosby William Morgan, M.D.	3 July, 1873	Ditto		31 May, 1867.

[1] Promoted.

COLONIAL SECRETARY—VOLUNTEER FORCES—*continued.*

VOLUNTEER RIFLES—*continued.*

Office.	Name.	Date of Appointment.	By whom appointed, and under what Instrument.	Annual Salary.	Date of first Appointment under the Colonial Government.
				£ s. d.	
Assistant Surgeon, 1st Regt.	George John Pattison[1] ...	23 Jan., 1872	Governor and Executive Council	Nil.	23 Jan., 1872.
Assistant Surgeon, Western Battalion.	William Foxton Hayley ...	3 July, 1873	Ditto		7 July, 1870.
Honorary Assistant Surgeon, No. 1 Highlanders.	William John Anderson ...	'12 Jan., 1869	Ditto		12 Jan., 1869.
Honorary Assistant Surgeon, No. 2 Highlanders.	James Smith ...	12 Jan., 1869	Ditto		12 Jan., 1869.
Honorary Assistant Surgeon, Singleton Corps.	Henry Glennie ...	13 July, 1869	Ditto		7 Feb., 1867.
Honorary Assistant Surgeon, East Maitland Corps.	John Pearce, L.R.C.S.I.[2] ...	8 Sept., 1870	Ditto		8 Sept., 1870.
Honorary Assistant Surgeon, West Maitland Corps.	Alexander Kinnear Morson	19 Aug., 1871	Ditto		22 Jan., 1869.
Honorary Assistant Surgeon, Wollongong Corps.	William Smith Thomas ...	20 July, 1874	Ditto		6 Sept., 1872.
Honorary Assistant Surgeon, Orange Corps.	Henry Charles Warren, M.R.C.S.	22 Jan., 1874	Ditto		27 Oct., 1869.
Honorary Assistant Surgeon, Mudgee Corps.	Charles Edward Rowling	30 Sept., 1875	Ditto		7 Jan., 1871.
Adjutant, 2nd Regt. ...	Lieutenant James Wilson[1]	7 Apl., 1873	Ditto		15 Dec., 1868.

[1] Promoted. [2] To 28 December—Deceased.

NAVAL BRIGADE.

Captain Commanding ...	Francis Hixson, R.N.[1] ...	1 May, 1863	Governor and Executive Council	5/- ℔ diem	1 Jan., 1863.
Commanders ...	Edmund Jones ...	19 Feb., 1874	Ditto	4/- „	1 Apl., 1850.
	David Tait Allan ...	19 Feb., 1874	Ditto	4/- „	1 Sept., 1858.
Clerk and Accountant ...	Alfred Hinton ...	1 May, 1863	Ditto	3/6 „	14 May, 1855.
Lieutenants ...	Alfred Lewington ...	1 June, 1867	Ditto		9 June, 1865.
	Staunton Spain ...	1 Aug., 1870	Ditto		9 June, 1865.
	Quarton Levitt Deloitte ...	1 June, 1869	Ditto	4/℔ diem each.	9 June, 1865.
	George M. Deloitte ...	19 Feb., 1874	Ditto		30 Sept., 1863.
	Herbert Robert Cross ...	19 Feb., 1874	Ditto		13 Oct., 1863.
	Edward Charles Cracknell	1 Apl., 1873	Ditto		1 Jan., 1858.
Sub-Lieutenants ...	Victor Cohen ...	22 July, 1871	Ditto		1 July, 1867.
	George C. Elliott ...	1 Aug., 1870	Ditto		1 Sept., 1866.
	Charles Cope ...	19 Feb., 1874	Ditto	2/℔ diem each.	22 May, 1866.
	F. J. Jackson ...	11 Oct., 1869	Ditto		11 Oct., 1869.
	Phillip B. Walker ...	1 April, 1873	Ditto		18 Feb., 1858.
	Gustavus A. Kopsch ...	1 April, 1873	Ditto		15 Mar., 1861.
Surgeons ...	Owen Spencer Evans ...	5 Oct., 1863	Ditto		21 Mar., 1861.
	Samuel T. Knaggs ...	8 Feb., 1872	Ditto		8 Feb., 1872.
Cadets ...	Henry St. John Tucker[2] ...	31 July, 1870	Captain Commanding ...		31 July, 1870.
	William R. Oatley ...	11 Oct., 1869	Ditto		11 Oct., 1869.
	G. R. Raymond ...	5 April, 1871	Ditto		5 Apl., 1871.
	H. Gilfillan ...	5 April, 1871	Ditto		5 Apl., 1871.
	Mortimer W. Lewis ...	2 May, 1871	Ditto		2 May, 1871.
	John H. M'Kinley[3] ...	30 June, 1871	Ditto		30 June, 1871.
	Alfred George Wilson ...	30 June, 1871	Ditto		30 June, 1871.
	C. G. J. Boyce ...	4 Sept., 1871	Ditto		4 Sept., 1871.
	Ernest A. Moon ...	29 Nov., 1871	Ditto	Nil.	29 Nov., 1871.
	Frederick P. Adams ...	29 Nov., 1871	Ditto		29 Nov., 1871.
	W. Broomfield ...	27 Aug., 1872	Ditto		27 Aug., 1872.
	Rupert Bedford[4] ...	15 Apl., 1873	Ditto		15 Apl., 1873.
	John Church ...	15 Apl., 1873	Ditto		15 Apl., 1873.
	Walter R. Dibbs[5] ...	15 Apl., 1873	Ditto		15 Apl., 1873.
	William Dodds ...	9 June, 1873	Ditto		9 June, 1873.
	Arthur Charles Logan ...	28 Apl., 1874	Ditto		28 Apl., 1874.
	E. H. Ray ...	16 Oct., 1874	Ditto		1 Oct., 1873.
	Thomas O. Cadell ...	21 Nov., 1874	Ditto		21 Nov., 1874.
	Hamilton Jacobs ...	26 July, 1875	Ditto		26 July, 1875.
Gunnery Instructor, Sydney.	Joseph Reeve[1] ...	12 May, 1865	Governor and Executive Council	200 0 0	12 May, 1865.
Gunnery Instructor, Newcastle.	Joseph Dagwell ...	20 Oct., 1863	Ditto	52 0 0	20 Oct., 1863.
Warrant Officers (12) ...	...	...	Captain Commanding ...	18 0 0	each.
Petty Officers (12) ...	...	...	Ditto	15 0 0	„
A.B.'s (270) ...	...	...	Ditto	12 0 0	„

[1] Allowed quarters. [2] To the 10th March. [3] To the 18th April. [4] To the 3rd June. [5] To the 26th April.

COLONIAL SECRETARY—*continued.*

AGENT GENERAL FOR THE COLONY OF NEW SOUTH WALES.

(FOR THE YEAR 1874.)

Office.	Name.	Date of Appointment.	By whom appointed, and under what Instrument.	Annual Salary. £ s. d.	Date of first Appointment under the Colonial Government.
Agent General for the Colony of New South Wales (resident in London).	Sir Charles Cowper, K.C.M.G.	6 Dec., 1870	Governor and Executive Council, by Commission.	1,500 0 0	26 Aug., 1856. (Not continuous.)
Secretary	Charles F. Roberts, Major late R.A.[1]	1 Jan., 1873	Agent General, with approval of Chief Secretary.	[a]400 0 0	1 Jan., 1873.
	succeeded by Andrew Abercrombie Jopp, Captain R.E.[1]	1 Mar., 1874	Ditto	[a]400 0 0	1 Mar., 1874.
Accountant and Chief Clerk	William Robinson	23 Feb., 1863	Agent General	[b]189 4 0	21 Mar., 1862.
Clerks	John Alfred Wade	1 July, 1872	Ditto	[c]120 0 0	1 July, 1872.
	Henry Clive Croskey	17 July, 1873	Ditto	[d]40 0 0	17 July, 1873.
EMIGRATION BRANCH.					
Emigration Agent and Despatching Officer.	James Chant	18 July, 1873	Agent General, with approval of Chief Secretary.	[d]500 0 0	18 July, 1873.
Clerks	John Kemp Jury	1 Oct., 1873	Agent General	[d]200 0 0	1 Oct., 1873.
	Charles Campbell Relph	15 Dec., 1873	Ditto	[d]130 0 0	15 Dec., 1873.
	succeeded by John Alexander	1 June, 1874	Ditto	[d]104 0 0	1 June, 1874.

[a] £100 charged to Emigration Vote. [b] £80 charged to Emigration Vote. [c] £20 charged to Emigration Vote. [d] Charged to Emigration Vote.

INSPECTOR OF KEROSENE FOR THE COLONY.

Inspector	Charles Watt	6 Sept., 1871	Governor and Executive Council	

FRIENDLY SOCIETIES.

				Fees.
Registrar	Alexander Oliver	16 Jan., 1874	Governor and Executive Council	80 1 6

SYDNEY, CITY, AND SUBURBAN SEWAGE AND HEALTH BOARD.

				Paid by fees.	
Members (Chairman)	Morris Birkbeck Pell, B.A.[1]	12 April, 1875	Governor and Executive Council	3 3 0	For each attendance.
Vice-Chairman	Edward Orpen Moriarty[2]			1 10 0	
	William Christr. Bennett[3]			1 10 0	
	John Whitton[4]			1 10 0	
	Hon. John Bowie Wilson			2 0 0	
	Haynes Gibbes Alleyne, M.D.[5]			1 10 0	
	Hon. John Smith, M.D.[6]			2 0 0	
	Francis Bell[7]			2 0 0	
	Philip Francis Adams[8]			1 10 0	
	Charles Watt[9]			2 0 0	
	Reginald Bligh Read, M.R.C.S.E.			2 0 0	
	Francis H. Grundy, C.E.			2 0 0	
	George Frederick Dansey, M.R.C.S.[10]			2 0 0	
	Benjamin Palmer[11]			2 0 0	
	Michael Chapman[12]			2 0 0	
Secretary	Charles Haynes Barlee			1 1 0	

[1] Professor of Mathematics, &c., Sydney University. [2] Engineer-in-Chief for Harbours and Rivers. [3] Commissioner and Engineer for Roads and Bridges. [4] Engineer-in-Chief for Railways. [5] Health Officer, &c. [6] Professor of Chemistry, &c., Sydney University. [7] City Engineer. [8] Surveyor General. [9] Government Analyst. [10] City Health Officer. [11] Mayor of Sydney. [12] Alderman of the Municipal Council of Sydney.

PHILADELPHIA INTERNATIONAL AND MELBOURNE INTER-COLONIAL EXHIBITIONS COMMISSION.

Commissioners—President	*His Honor Sir James Martin.[1]	27 April, 1875	Governor and Executive Council.
Vice-Presidents	*Hon. John Hay[2]		
	*Hon. George Wigram Allen[3]		
	*Hon. Sir Edward Deas-Thomson, C.B., K.C.M.G.[4]		
	Rev. Charles Badham[5]		
	Samuel Bennett		
	James Byrnes		
	Roderick William Cameron (of New York).		

[1] Chief Justice. [2] President of the Legislative Council. [3] Speaker of the Legislative Assembly. [4] Member of the Legislative Council. [5] Professor of Classics and Logic in the University of Sydney.

* Appointed Executive Commissioners, 27 April, 1875.

NOTE.—This return is prepared up to 21 February, 1876.

COLONIAL SECRETARY—PHILADELPHIA AND MELBOURNE EXHIBITIONS COMMISSION—*continued.*

Office.	Name.	Date of Appointment.	By whom appointed, and under what Instrument.	Annual Salary. £ s. d.	Date of first Appointment under the Colonial Government.
Commissioners—(*continued*)	Hon. George Henry Cox[1]	27 April, 1875	Governor and Executive Council.		
	James Reading Fairfax				
	Andrew Garran, LL.D.				
	Hon. Samuel Deane Gordon[1]				
	Henry Halloran[2]				
	Edward Smith Hill				
	Hon. Thomas Holt[1]				
	Patrick Alfred Jennings				
	George William Lord[3]				
	Hon. Sir William Macarthur, Knt.[1]				
	William Macleay				
	Thomas Sutcliffe Mort				
	Benjamin Palmer[4]				
	Thomas Stackhouse, Commander R.N.				
	Alexander Stuart[3]				
	George Thornton				
	William Wallis				
	James Watson[3]				
	Hon. John Brown Watt[1]				
	Fitzwilliam Wentworth				
	James Hartwell Williams.[5]				
	John Williams[6]				
	William Charles Windeyer (Barrister-at-law).				
	Robert Wisdom[3]				
	John Woods				
	William Wolfen				
	Philip Francis Adams[7]	18 May, 1875	Ditto.		
	Robert Adams				
	John Bellisario				
	Rev. William Branwhite Clarke, M.A.				
	Hon. Edward King Cox[1]				
	Edward Flood				
	Edward Knox				
	Archibald Liversidge[8]				
	John Living				
	Hon. Jacob Levi Montefiore.[1]				
	Charles Moore[9]				
	James Naton				
	James Powell				
	Christopher Rolleston[10]				
	Archibald Thompson				
	Prosper Nicholas Trebeck				
	Hon. James White[1]				
	Charles Smith Wilkinson[11]				
	Walter Lamb[12]	24 June, 1875	Ditto.		
	George Oakes				
	Joseph Thompson				
	H. C. Russell	18 Nov., 1875	Ditto.		
Secretary to the Commission	Charles Robinson[13]	27 Apr., 1875	Ditto	550 0 0	27 April, 1875.
Acting Secretary	Edward G. W. Palmer	12 Jan., 1876	Commissioners	400 0 0	
Storekeeper	J. F. Dircks	1 Nov., 1875	Ditto	3 10 0	per week.
Messenger (1)	.....	8 May, 1875	Ditto	1 0 0	„
Executive Commissioner	George Thornton[12]	17 Dec., 1875	Governor and Executive Council.		
	succeeded by Augustus Morris	8 Feb., 1876	Ditto.		
Representative Commissioners.	Marshall Burdekin	21 Dec., 1875	Ditto.		
	Roderick William Cameron (New York).				
	Sir Daniel Cooper, Bart. (London).				
	Edward Flood				
	Dr. R. W. Forbes (of New York).	14 Jan., 1876	Ditto.		
	Edward Smith Hill	21 Dec., 1875	Ditto.		
	Patrick Alfred Jennings				
	Hon. Jacob Levi Montefiore.[1]				
	George Oakes				
	Joseph James Phelps[3]				
	George Russell (of Scotland)				
	Hon. James White				
Secretary to Representative and Executive Commissioners.	Charles Robinson	17 Dec., 1875	Ditto	500 0 0	27 April, 1875.

[1] Member of the Legislative Council. [2] Principal Under Secretary. [3] Member of the Legislative Assembly. [4] Mayor of Sydney. [5] Commercial Agent for the United States of America—Resigned 8 May, 1875. [6] Crown Solicitor. [7] Surveyor General. [8] Professor of Geology and Mineralogy, Sydney University. [9] Director of the Botanic Gardens. [10] Auditor General. [11] Government Geological Surveyor. [12] Resigned.
[13] To 16 December—see below.

PART VI.

Minister of Justice and Public Instruction,

AND THE

DEPARTMENTS UNDER HIS SUPERVISION AND CONTROL.

SUMMARY.

	PAGE.
JUSTICE AND PUBLIC INSTRUCTION.	
Department of Justice and Public Instruction	42
Supreme Court	42
Divorce and Matrimonial Causes Court	43
Sheriff	43
Insolvency Court	43
District Courts—	
Metropolitan and Coast District	44
Southern District	44
South-western District	45
Western District	45
Northern District	45
Coroners	46
Petty Sessions	47
Council of Education	53
Protestant Orphan School	54
Roman Catholic Orphan School	54
Australian Museum	55
Free Public Library	55
Observatory	55
ATTORNEY GENERAL.	
Attorney General	56
Crown Solicitor	56
Quarter Sessions	56

MINISTER OF JUSTICE AND PUBLIC INSTRUCTION.

DEPARTMENT OF JUSTICE AND PUBLIC INSTRUCTION.

Office.	Name.	Date of Appointment.	By whom appointed, and under what Instrument.	Annual Salary. £ s. d.	Date of first Appointment under the Colonial Government.
Minister of Justice and Public Instruction.	George Wigram Allen.....	9 Dec., 1873	Governor and Executive Council, by Commission.	1,500 0 0	9 Dec., 1873.
	succeeded by				
	Joseph Docker	9 Feb., 1875	Ditto	1,500 0 0	22 Jan., 1866.
Under Secretary of Justice and Public Instruction.	William Edmond Plunkett[1]	9 Dec., 1873	Governor and Executive Council	800 0 0	15 Nov., 1847.
Chief Clerk.....	Thomas Edwin MacNevin	1 Jan., 1875	Ditto	375 0 0	11 Feb., 1868.
2nd Clerk (In charge of Records)..	Henry John Chisholm ...	1 Jan., 1875	Ditto	350 0 0	4 Nov., 1859.
3rd Clerk	James Joseph Reilly[2]	1 Jan., 1875	Ditto	250 0 0	1 Oct., 1863.
	succeeded by				
	Thomas George M'Cauley	19 Oct., 1875	Ditto	250 0 0	8 Aug., 1870.
4th Clerk	Thomas George M'Cauley	1 Jan., 1875	Ditto	175 0 0	8 Aug., 1870.
	succeeded by				
	Charles Davis Rainsford...	1 Nov., 1875	Ditto	175 0 0	1 Nov., 1875.
5th Clerk	William Byrnes, jun.[3].....	1 Jan., 1875	Ditto	165 0 0	1 Sept., 1868.
	succeeded by				
	Leslie W. A. Macarthur...	24 Oct., 1875	Ditto	165 0 0	15 April, 1874.
6th Clerk	Frederick Cameron Macarthur[4]	1 July, 1874	Ditto	150 0 0	1 July, 1873.
	succeeded by				
	Leslie W. A. Macarthur[5]	1 April, 1875	Ditto	165 0 0	15 April, 1874.
	succeeded by				
	John Rainsford	24 Oct., 1875	Ditto	165 0 0	1 April, 1875.
7th Clerk	Leslie W. A. Macarthur...	15 April, 1874	Ditto	150 0 0	15 April, 1874.
	succeeded by				
	John Rainsford[5]	1 April, 1875	Ditto	150 0 0	1 April, 1875.
	succeeded by				
	Robert Neil M'Diarmid ...	24 Oct., 1875	Ditto	150 0 0	1 Nov., 1870.
8th Clerk	Robert Neil M'Diarmid[5]...	21 April, 1875	Ditto	100 0 0	1 Nov., 1870.
	succeeded by				
	James Herbert Smith	24 Oct., 1875	Ditto	100 0 0	1 Aug., 1875.
Junior Clerk	James Herbert Smith[5] ...	1 Aug., 1875	Ditto	100 0 0	1 Aug., 1875.
	succeeded by				
	Frederick Ernest Crook ...	24 Oct., 1875	Ditto	100 0 0	24 Oct., 1875.
Parliamentary Draftsman...	(Vacant.)				
Messengers (2)	.....	.....	Minister of Justice and Public Instruction ...	1 at 120 0 0 1 at 52 0 0	
Housekeeper (1)[6]	.....	.....	Ditto	60 0 0	

[1] Gives security to the amount of £500. [2] To 18 October—Removed. [3] To 23 October—Resigned. [4] To 31 March—Appointed Clerk of Petty Sessions, Hill End. [5] Promoted. [6] Allowed quarters, fuel, and light.

SUPREME COURT.

Chief Justice ..... 1st Puisne Judge ..... 2nd ditto.....	(See p. 10.)				
3rd ditto	Peter Faucett	4 Oct., 1865	Governor and Executive Council, by Commission.	2,000 0 0*	16 Oct., 1863.†
Master in Equity	Arthur Todd Holroyd.....	11 May, 1866	Ditto	1,000 0 0	16 Sept., 1856.†
Prothonotary and Curator of Intestate Estates.	David Bruce Hutchinson[1]	1 Feb., 1862	Governor and Executive Council	700 0 0	4 Nov., 1837.
Chief Clerk of the Supreme Court.	Thomas Michael Slattery[2]	1 Sept., 1874	Ditto	400 0 0	23 Aug., 1864.†
2nd Clerk	James Alexander Read[2] ...	1 Feb., 1868	Ditto	325 0 0	1 Mar., 1857.
3rd ditto	Charles James Burns[2].....	1 Oct., 1874	Ditto	250 0 0	1 Jan., 1870.
4th ditto	Edward Bayly[3].....	1 Oct., 1874	Ditto	140 0 0	22 April, 1869.
Custodian of Wills	Jonas Lander	1 Jan., 1866	Ditto	50 0 0	1 Jan., 1863.
Chief Clerk, Equity Office...	Peter Campbell Curtis ...	9 Dec., 1872	Ditto	400 0 0	1 Sept., 1857.
2nd Clerk, ditto.....	William Henry Hargraves	9 Dec., 1872	Ditto	250 0 0	1 Mar., 1865.
3rd ditto	Persse Rainsford	1 Oct., 1874	Ditto	160 0 0	1 Dec., 1872.
Associate to—					
Chief Justice	George Gipps Deas Thomson ...	1 June, 1871	Ditto	260 0 0	1 Oct., 1870.†
Mr. Justice Hargrave ...	Thomas Ormond O'Brien[4]	1 July, 1874	Ditto	200 0 0 to 6 July,	1 July, 1874.
	succeeded by			245 0 0 from 7 July.	
	Gilbert Hargrave.....	1 Sept., 1875	Ditto	200 0 0	1 Sept., 1875.
Mr. Justice Cheeke	George Ashwin Cheeke ...	22 June, 1865	Ditto	275 0 0	22 June, 1865.
Mr. Justice Faucett.....	John Joseph Cope[5]	1 June, 1871	Ditto	245 0 0	1 June, 1871.
	succeeded by				
	Joseph Francis Makinson..	7 July, 1875	Ditto	200 0 0 to 31 Aug.,	7 July, 1875.
				245 0 0 from 1 Sept.	
Messenger to—					
Prothonotary	(1)	.....	Prothonotary	114 0 0	
Master in Equity.....	(1)	.....	Master in Equity	104 0 0	

[1] Gives security to the amount of £2,000. [2] Gives security to the amount of £250. [3] Gives security to the amount of £100. [4] To 31 August—Resigned. [5] To 6 July—Deceased.

* Provided by Act 28 Vic. No. 7. † Services not continuous.

NOTE.—The sum of £1,650 is allowed annually for the travelling expenses of the Judges on Circuit.

Office.	Name.	Date of Appointment.	By whom appointed, and under what Instrument.	Annual Salary.	Date of first Appointment under the Colonial Government.
				£ s. d.	

MINISTER OF JUSTICE AND PUBLIC INSTRUCTION—*continued.*

DIVORCE AND MATRIMONIAL CAUSES COURT.

Judge	John Fletcher Hargrave...	1 July, 1873	Governor and Executive Council, by Commission.	Nil	20 Jan., 1859.
Registrar	David Bruce Hutchinson..	1 July, 1873	Governor and Executive Council		4 Nov., 1837.
Deputy Registrar	Thomas Michael Slattery..	1 Sept., 1874	Ditto		23 Aug., 1864.
Acting Clerk	Charles James Burns	1 Sept., 1874	Honorable Attorney General ...		1 Jan., 1870.

SHERIFF.

Sheriff	Charles Cowper	12 Aug., 1874	Governor and Executive Council by Commission, in pursuance of Act 7 Vic. No. 17.	650 o o	1 Sept., 1861.*
Under Sheriff	Temple Frederick Sinclair Nathan[1]. succeeded by	13 May, 1872	Administrator of Government and Executive Council.	450 o o	23 July, 1849.
	Joseph Giovanni Thurlow	17 Sept., 1875	Governor and Executive Council	450 o o	11 Sept., 1862.
Chief Clerk	John Robert Ennis	1 Jan., 1874	Ditto	300 o o	25 May, 1855.
2nd Clerk	George Frederick Turner..	1 Jan., 1874	Ditto	250 o o	1 Jan., 1874.
3rd Clerk	Frederick Morten Edson...	3 June, 1870	Ditto	150 o o	3 June, 1870.
Bailiffs :—					
Sydney—					
Head Bailiff (1)	.....	.....	Ditto	250 o o	
Assistant Bailiffs (4)	.....	.....	Ditto ..... 1 at / 3 at	175 o o / 150 o o	each.
Country Districts—					
Parramatta, Maitland, Muswellbrook, Bathurst, Goulburn, Albury, Armidale, Tamworth, Wagga Wagga, Deniliquin, Mudgee, Yass, Dubbo, Grafton	(2) ..... / (12)	.....	..... / Ditto	200 o o / 150 o o	each.
Messenger, Sydney (1)	.....	.....	Sheriff	68 o o	
Office Cleaner (1)	.....	.....	Ditto	52 o o	
Tipstaff and Crier (1)	.....	.....	Chief Justice	132 o o	
Tipstaves (3)	.....	.....	(1) Mr. Justice Hargrave / (1) Mr. Justice Cheeke / (1) Mr. Justice Faucett	120 o o / 120 o o / 120 o o	
Court-keeper, Supreme Court, King-street (1).	.....	.....	Chief Justice	114 o o	
Court-keeper, Darlinghurst (1).	.....	.....	Ditto	114 o o	
Court-cleaner, Darlinghurst (1).	.....	.....	Ditto	72 o o	
Court-keeper, Goulburn (1)	.....	.....	Ditto	24 o o	
Watchman, Darlinghurst, Court House (1).	.....	.....	Ditto	20 o o	
Office-cleaners, Supreme Court, King-street (3).	.....	.....	Sheriff ..... 2 at 52 / 1 at 26	52 o o / 26 o o	each.

[1] To the 13 September. * Services not continuous.

NOTE.—The Sheriff gives security for £1,000; the Under Sheriff for £750; and the Bailiffs, £500 each.

INSOLVENT COURT.

Chief Commissioner of Insolvent Estates.	George Hibbert Deffell ...	1 July, 1865	Governor and Executive Council, by Commission, under Act 20 Vic. No. 24.	1,000 o o	25 Aug., 1856.
Registrar in Insolvency and Accountant.	Arthur Henry[1].....	13 May, 1872	Administrator of Government and Executive Council.	400 o o	1 Dec., 1869.*
Chief Clerk	Francis George Austen[2] ...	1 June, 1846	Governor	300 o o	1 Jan., 1844, to 31 Oct. 1844.*
2nd Clerk	Henry James Greville[2] ...	1 April, 1859	Governor and Executive Council	225 o o	8 Jan., 1853.
3rd Clerk	Aubrey Murray Palmer Mowle[2].	1 Jan., 1872	Ditto	175 o o	21 May, 1864.
Bailiff and Messenger (1)[3]	.....	19 May, 1860	Ditto	180 o o	
Court-keeper, Crier, and Attendant (1).	.....	.....	Chief Commissioner	114 o o	

[1] Gives security to the amount of £750. Commissioner of the Supreme Court for taking Affidavits—Fees. [2] Commissioner of the Supreme Court for taking Affidavits—Fees. [3] Gives security to the amount of £150. * Services not continuous.

Office.	Name.	Date of Appointment.	By whom appointed, and under what Instrument.	Annual Salary. £ s. d.	Date of first Appointment under the Colonial Government.
MINISTER OF JUSTICE AND PUBLIC INSTRUCTION—*continued.*					
DISTRICT COURTS.					
METROPOLITAN AND COAST DISTRICT.					
Judges	James Sheen Dowling	1 Oct., 1861	Governor and Executive Council, by Commission.	1,000 0 0	1 Jan., 1851.
	William Hattam Wilkinson	21 July, 1874	Ditto	1,000 0 0	22 Feb., 1860.
Registrar, Sydney	Alexander Charles Maxwell	1 Feb., 1859	Governor and Executive Council	500 0 0	24 Feb., 1843.
1st Clerk	John Alfred Lucas	1 Jan., 1875	Ditto	325 0 0	1 Mar, 1859.
2nd Clerk	William John Halloran	1 Jan., 1875	Ditto	275 0 0	9 Dec., 1865.
3rd Clerk	Allan Rowling	1 Jan., 1875	Ditto	250 0 0	1 Nov., 1871.
4th Clerk	John H. Williams[1]	1 Jan., 1875	Ditto	200 0 0	1 Jan., 1872.
	succeeded by Alexander Horniman	1 July, 1875	Ditto	200 0 0	1 May, 1874.
Bailiffs (4)			District Court Judges	1 at 200 0 0; 3 at 104 0 0	each.
Messenger (1)			Ditto	120 0 0	
Officekeeper (1)[2]			Ditto	50 0 0	
Registrars					
Maitland	Francis Henry Stephen	6 May, 1872	Administrator of Government and Executive Council.	300 0 0	1 Nov., 1850.
Newcastle	George F. Scott	6 May, 1872	Ditto	50 0 0	18 June, 1863.
Singleton	William Dudding	1 May, 1859	Governor and Executive Council	50 0 0	4 April, 1847.
Parramatta	George Langley, J.P.	6 Mar., 1860	Ditto	78 0 0	1 Aug., 1837.
Windsor	William H. Hughes Becke	1 April, 1874	Ditto	78 0 0	8 June, 1853.
Campbelltown	Henry Arkell Smith	15 April, 1872	Administrator of Government and Executive Council.	78 0 0	15 April, 1872.
Penrith	John Kingdon Cleeve, jun., J.P.	13 Jan., 1868	Governor and Executive Council	78 0 0	3 July, 1865.
Bailiffs (7)			District Court Judges	1 at 100 0 0; 1 at 60 0 0; 1 at 50 0 0; 3 at 35 0 0; 1 at 40 0 0	each.

[1] To 30 June. [2] Allowed quarters and fuel. * Services not continuous.

NOTE.—The following officers give security:—The Registrar, Sydney, £500; 1st, 3rd, and 4th Clerks, each £150; the 2nd Clerk, the Registrars Country Districts, and the Bailiffs, each £250.

SOUTHERN DISTRICT COURT.

Judge	Alfred M'Farland	7 Nov., 1868	Governor and Executive Council, by Commission.	1,000 0 0	30 May, 1861.
Registrars—					
Goulburn	Francis Robert Louis Rossi	11 Aug., 1870	Governor and Executive Council	75 0 0	24 Mar., 1859.
Berrima	Frederick Robertson Wilshire.	11 Mar., 1872	Administrator of Government and Executive Council.	50 0 0	1 Mar., 1862.*
Hartley	Thomas H. Neale	19 Aug., 1873	Governor and Executive Council	30 0 0	16 Aug., 1873.
Mudgee	George Leary	9 Jan., 1871	Ditto	60 0 0	17 Oct., 1868.
Burrowa	William John Ebenezer Wotton.	1 Sept., 1866	Ditto	30 0 0	17 Jan., 1862.
Wollongong	Alfred Allatson Turner, J.P.	26 Mar., 1859	Ditto	60 0 0	23 May, 1848.
Kiama	Henry Connell, jun., P.M.	1 June, 1863	Ditto	60 0 0	21 Aug., 1844.
Nowra	William Lovegrove	15 Oct., 1861	Ditto	60 0 0	1 Jan., 1857.
Queanbeyan	Obadiah Willans	1 Dec., 1864	Ditto	50 0 0	14 Nov., 1864.
Cooma	Samuel Robinson[1]	15 April, 1872	Administrator of Government and Executive Council.	60 0 0	15 April, 1872.
	succeeded by George Henry Smithers	1 Sept., 1875	Governor and Executive Council	60 0 0	22 Oct., 1868.
Bombala	James Giles	9 Jan., 1871	Ditto	50 0 0	3 June, 1862.
Bega	John Davis	1 Jan., 1870	Ditto	35 0 0	1 Dec., 1865.
Moruya	William Stewart Caswell[2]	15 Oct., 1861	Ditto	30 0 0	7 June, 1847.
	succeeded by Alexander Lumsdaine	6 Oct., 1875	Ditto	30 0 0	10 June, 1872.
Eden	Christopher Dunkin Hays	1 Aug., 1865	Ditto	30 0 0	7 Oct., 1864.
Braidwood	Ralph Clemenger[3]	1 Jan., 1862	Ditto	65 0 0	19 April, 1861.
	succeeded by William Foxton Robertson	1 Sept., 1875	Ditto	65 0 0	29 May, 1869.
Yass	Leopold Yates	1 June, 1870	Ditto	60 0 0	10 July, 1862.
Ulladulla	John Valentine Wareham	1 Jan., 1874	Ditto	60 0 0	19 Mar., 1863.
Bailiffs (17)			District Court Judges	1 at 80 0 0; 1 at 60 0 0; 1 at 45 0 0; 3 at 40 0 0; 1 at 35 0 0; 7 at 30 0 0; 1 at 25 0 0; 2 at 20 0 0	each. „ „

[1] To 31 August. [2] To 5 October. [3] To 31 August. * Services not continuous.

NOTE.—The following officers give security:—Registrars and Bailiffs, with two sureties each, jointly and severally, in the sum of £250.

Office.	Name.	Date of Appointment.	By whom appointed, and under what Instrument.	Annual Salary. £ s. d.	Date of first Appointment under the Colonial Government.
MINISTER OF JUSTICE AND PUBLIC INSTRUCTION—*continued.*					
SOUTH-WESTERN DISTRICT COURT.					
Judge	Henry Ralph Francis[1]	1 May, 1865	Governor and Executive Council, by Commission.	1,000 0 0	1 July, 1861.
	succeeded by David Grant Forbes	8 June, 1875	Ditto	1,000 0 0	1 Jan., 1851.
(Acting)	David Grant Forbes[2]	9 Jan., 1875	Ditto	1,000 0 0	1 Jan., 1851.
Registrars—					
Albury	Edward Brown, J.P.	1 Aug., 1873	Governor and Executive Council	75 0 0	26 Aug., 1857.
Gundagai	Alfred Cyrus Spencer Rose[3]	8 Aug., 1859	Ditto	50 0 0	12 Aug., 1855.
	succeeded by William Love[4]	1 Sep., 1875	Ditto	50 0 0	1 Sep., 1875.
	succeeded by Charles Wye Weekes	19 Oct., 1875	Ditto	50 0 0	19 Oct., 1875.
Tumut	Frederick Wheeler Vyner	9 June, 1870	Ditto	30 0 0	1 Jan., 1865.
Wagga Wagga	Edwin H. Tompson	15 Feb., 1864	Ditto	50 0 0	29 Jan., 1864.
Deniliquin	John Archer Broughton	1 Feb., 1865	Ditto	50 0 0	23 Jan., 1865.
Wentworth	Wm. Lisle Richardson	8 Feb., 1871	Ditto	30 0 0	11 Nov., 1862.
Hay	John Francis Blake	1 June, 1870	Ditto	40 0 0	1 June, 1862.
Young	James Richard Edwards	26 Aug., 1862	Ditto	50 0 0	14 Mar., 1862.
Corowa	Reginald Hare	25 Oct., 1870	Ditto	25 0 0	1 Mar., 1862.*
Grenfell	William Fox Parker	1 June, 1871	Ditto	30 0 0	26 April, 1862.
Balranald	Richard Blunt Mitchell	5 Jan., 1872	Ditto	20 0 0	1 Mar., 1858.
Bailiffs (11)			District Court Judge	1 at 50 0 0 4 at 40 0 0 1 at 35 0 0 3 at 25 0 0 2 at 20 0 0	each. „ „

[1] Absent on leave from 9th January to 7th June. [2] To 7th June. [3] To 31st August. [4] To 18th October.

NOTE.—The Registrars and Bailiffs give security to the amount of £250 each. * Services not continuous.

WESTERN DISTRICT COURT.

Judge	Joshua Frey Josephson	10 Sep., 1869	Governor and Executive Council, by Commission.	1,000 0 0	27 Oct., 1868.
Registrars—					
Bathurst	Francis South Fielder[1]	10 Nov., 1874	Governor and Executive Council	75 0 0	10 Nov., 1874.
	succeeded by Thomas Chas. Kerr M'Kell	1 Oct., 1875	Ditto	75 0 0	1 Oct., 1875.
Dubbo	Luke M'Guinn	1 Nov., 1861	Ditto	30 0 0	1 Nov., 1861.
Wellington	Frederick Marsh	14 May, 1862	Ditto	25 0 0	8 April, 1852.
Orange	William Tucker Evans	7 Feb., 1859	Ditto	30 0 0	20 April, 1851.
Forbes	Stephen Freeman	1 Sep., 1873	Ditto	30 0 0	22 Oct., 1862.*
Carcoar	Edward J. C. North	1 Sep., 1867	Ditto	25 0 0	1 May, 1865.
Bourke	Louis Frederick Layard	1 Oct., 1874	Ditto	30 0 0	1 Oct., 1868.
Hill End	Alfred Heathcote[2]	1 Aug., 1873	Ditto	40 0 0	1 Aug., 1871.
	succeeded by Fredk. Cameron Macarthur	1 April, 1875	Ditto	40 0 0	1 July, 1873.
Molong	Thomas Ingle Finch[3]	1 June, 1874	Ditto	40 0 0	1 Sep., 1871.
	succeeded by John Hyde Nisbet	1 Sep., 1875	Ditto	40 0 0	1 Sep., 1875.
Bailiffs (9)			District Court Judge	1 at 50 0 0 2 at 45 0 0 2 at 40 0 0 1 at 35 0 0 2 at 30 0 0 1 at 25 0 0	1 Sep., 1875. each. „ „

[1] To 22nd September. [2] To 31st March. [3] To 31st August.

NOTE.—The Registrars and Bailiffs give security to the amount of £250 each. * Services not continuous.

NORTHERN DISTRICT COURT.

Judge	Frederick William Meymott.[1]	14 Dec., 1865	Governor and Executive Council, by Commission.	1,000 0 0	28 Aug., 1856.
Registrars—					
Armidale	Sydney Blythe[2]	1 Oct., 1873	Governor and Executive Council	75 0 0	21 Oct., 1858.
	succeeded by James Bray	1 Nov., 1875	Ditto	75 0 0	1 Jan., 1866.
Narrabri	Charles Edward Smith	9 Jan., 1871	Ditto	30 0 0	25 Mar., 1851.
Tamworth	John M'Donald	1 Mar., 1859	Ditto	50 0 0	6 Feb., 1851.
Murrurundi	George Gray Brodie	1 May, 1859	Ditto	30 0 0	19 Mar., 1858.
Muswellbrook	Timothy Foley	16 Dec., 1867	Ditto	30 0 0	1 Dec., 1867.
Wingham	Jasper Creagh[3]	15 Oct., 1861	Ditto	30 0 0	1 May, 1856.
	succeeded by Jasper Albert Creagh	1 Feb., 1875	Ditto	30 0 0	1 Feb., 1875.
Port Macquarie	Robert Issell Perrott	1 Oct., 1873	Ditto	40 0 0	1 Aug., 1859.
West Kempsey	John Bartholomew Casey	15 Oct., 1861	Ditto	30 0 0	21 April, 1853.
Grafton	James Page	18 June, 1860	Ditto	50 0 0	18 June, 1860.
Tenterfield	James Brisbane Graham[4]	9 Jan., 1871	Ditto	40 0 0	1 Mar., 1859.
	succeeded by John Simons	1 Sep., 1875	Ditto	40 0 0	1 Sep., 1875.
Scone	James Thompson Wilshire	15 April, 1872	Administrator of Government and Executive Council.	30 0 0	1 Sep., 1862.*

[1] Absent on leave from 25th October to 3rd November, during which period Henry Wilfred Ellis, Esq., presided as Judge. [2] To 31st October. [3] To 31st January. [4] To 31st August. * Services not continuous.

Office.	Name.	Date of Appointment.	By whom appointed, and under what Instrument.	Annual Salary. £ s. d.	Date of first Appointment under the Colonial Government.
MINISTER OF JUSTICE AND PUBLIC INSTRUCTION—*continued.*					
NORTHERN DISTRICT COURT—*continued.*					
Registrars—*continued.*					
Glen Innes	George Martin	1 Oct., 1871	Governor and Executive Council	40 0 0	3 Mar., 1868.
Casino	Henry Edward Stratford[1]	1 Nov., 1870	Ditto	30 0 0	3 Feb., 1863.
	succeeded by Malcolm M'Intyre Campbell.	1 April, 1875	Ditto	30 0 0	1 April, 1875.
Inverell	Thomas Betteridge[2]	1 June, 1873	Ditto	40 0 0	1 May, 1866.
	succeeded by William Clare Cardew	21 July, 1875	Ditto	40 0 0	14 Aug., 1873.
Gunnedah	Thomas Kingsmill Abbott	1 April, 1874	Ditto	40 0 0	14 Dec., 1867.
Bailiffs (15)			District Court Judge—2 at	45 0 0	each.
			5 at	40 0 0	„
			6 at	30 0 0	„
			2 *	.....	

[1] To 31st March. [2] To 18th July; deceased.
NOTE.—The Registrars and Bailiffs give security to the amount of £250 each. * Sheriffs' Bailiffs.

CORONERS.

Sydney	Henry Shiell, J.P.[1]	11 July, 1866	Governor and Executive Council, by Commission.	450 0 0	22 Nov., 1853.
Clerk	George Mackay[1]	10 Nov., 1859	Governor and Executive Council	150 0 0	10 Nov., 1859.
Country Districts—					
Adelong, Tumut, and Tumberumba.	Frederick Wheeler Vyner, J.P.	21 Oct., 1868	Governor and Executive Council, by Commission.		1 Jan., 1865.
Albury	MarcusFreeman Brownrigg	28 Dec., 1865	Ditto		9 Aug., 1860.
Armidale	James M'Lean	12 Sept., 1874	Ditto		12 Sept., 1874.
Bathurst	Thomas Jarman Hawkins, J.P.	18 May, 1871	Ditto		18 May, 1871.
	succeeded by Joseph Carey Stanger, J.P.	29 Sept., 1875	Ditto		29 Sept., 1875.
Balranald	Richard Blunt Mitchell	9 April, 1874	Ditto		1 Mar., 1858.
Bellinger and Nambucca	James Florence M'Carthy, P.M.[2]	19 Aug., 1873	Ditto		1 Sept., 1871.
	succeeded by Arthur Money Fisher, P.M.	6 Oct., 1875	Ditto		17 Sept., 1875.
Bega	John Shiels	27 June, 1871	Ditto		15 April, 1869.
Bourke	Alexander Ogilvie Grant	3 Oct., 1870	Ditto		27 Jan., 1846.*
Braidwood	John William Buckle Bunn	1 Jan., 1870	Ditto		8 Oct., 1862.
Brewarrina	Harris Cohen	20 Mar., 1875	Ditto		20 Mar., 1875.
Broulee and Moruya	William Stewart Caswell	1 Sept., 1857	Ditto		7 June, 1847.
Brisbane Water	Henry Sherman Elliott, P.M.	27 Oct., 1873	Ditto		1 Aug., 1857.
	succeeded by Edward Reeve, P.M.	20 Sept., 1875	Ditto		1 Sept., 1875.
Berrima	Charles Lindsay Nicholson, J.P.	25 Oct., 1866	Ditto		25 Oct., 1866.
Binalong and Burrowa	William Douglas Campbell, J.P.	30 Nov., 1858	Ditto		30 Nov., 1858.
Bombala	Joseph Davies Stafford	19 June, 1872	Ditto		19 June, 1872.
Carcoar	James Oliver Dodd	18 Feb., 1875	Ditto		5 Feb., 1874.
Camden, Campbelltown, Narellan, and Appin.	Edward Palmer, J.P.	8 June, 1864	Ditto		8 June, 1864.
Cooma	Benjamin Lipscomb	9 May, 1872	Administrator of Government and Executive Council, by Commission.		9 May, 1872.
	succeeded by Archibald Macqueen	15 Sept., 1875	Governor and Executive Council, by Commission.		15 Sept., 1875.
	succeeded by Henry Dawson	6 Nov., 1875	Ditto		6 Nov., 1875.
Coonamble	Willm. Clifton Weston, J.P.	25 Mar., 1868	Ditto		23 June, 1864.
Deniliquin	Alfred Wm. Finch Noyes	1 Feb., 1867	Ditto		1 Feb., 1867.
Dubbo	Walter Hugh Tibbitts, J.P.	3 Oct., 1859	Ditto		3 Oct., 1859.
Dungog	Henry Gordon, C.P.S.	2 Oct., 1869	Ditto		1 May, 1859.
Forbes	John Fullerton Armstrong	27 April, 1871	Ditto		27 April, 1871.
Gongolgon	Arthur Grainger Langmore	20 Mar., 1875	Ditto		20 Mar., 1875.
Goulburn	Augustine Matthew Betts	17 June, 1870	Ditto		17 June, 1870.
Gundagai	Alfred C. S. Rose, P.M.	2 Sept., 1861	Ditto		12 Aug., 1855.
Gulgong	Thomas Alexander Browne, P.M.	26 May, 1872	Administrator of Government and Executive Council, by Commission.		7 April, 1871.
Grafton	Alfred Lardner, M.D.	3 Dec., 1860	Governor and Executive Council, by Commission.		3 Dec., 1860.
Grenfell	Robert Matheson Vaughn	10 June, 1873	Ditto		10 June, 1873.
Hartley	Thomas Henry Neale	12 Mar., 1874	Ditto		16 Aug., 1873.
Hay	Joseph Ede Pearce	26 Oct., 1872	Ditto		24 July, 1862.
Inverell	Thomas Betteridge, P.M.[2]	28 Feb., 1873	Ditto		1 May, 1866.
	succeeded by William Wilberforce Fraser	15 Dec., 1875	Ditto		1 Sept., 1875.
Kiama	Henry Connell, jun., P.M.	27 July, 1870	Ditto		21 Aug., 1844.
Laggan, Binda, Taralga, and Crookwell.	Thomas Marsden	14 Jan., 1873	Ditto		14 Jan., 1873.

Each allowed 20s. for each Inquest, and travelling expenses 9d. per mile one way.

[1] Allowed 9d. a mile travelling expenses one way only. [2] Deceased. * Services not continuous.

Office.	Name.	Date of Appointment.	By whom appointed, and under what Instrument.	Annual Salary.	Date of first Appointment under the Colonial Government.
				£ s. d.	
MINISTER OF JUSTICE AND PUBLIC INSTRUCTION—CORONERS—*continued.*					
Country Districts—*contd.*					
Manning River	William Allan	20 Feb., 1871	Governor and Executive Council, by Commission.	Each allowed 20s. for each Inquest, and travelling expenses 9d. per mile one way.	20 Feb., 1871.
Menindee	James Mair	19 July, 1872	Ditto		3 Oct., 1862.
	succeeded by Rudolf Roxburgh Morisset	25 Feb., 1875	Ditto		1 Feb., 1875.
Macleay River (Kempsey)	Wm. Henry Thornton, J.P.	1 Aug., 1868	Ditto		29 June, 1857.
Moama	George Maunsell	6 Oct., 1875	Ditto		13 Mar., 1858.
Mudgee	William John Henningham	5 Feb., 1874	Ditto		5 Feb., 1874.
Murrurundi	Henry Wheeler	6 Dec., 1858	Ditto		6 Dec., 1858.
Newcastle	James Francis Shaw	11 Aug., 1874	Ditto		11 Aug., 1874.
O'Connell Plains	Henry M. Fulton, J.P.	12 Aug., 1875	Ditto		12 Aug., 1875.
Orange	George Towson, J.P.	31 May, 1871	Ditto		31 May, 1871.
Patrick's Plains	Hy. Glennie, J.P. (Surgeon)	7 Feb., 1867	Ditto		7 Feb., 1867.
Paterson and Maitland	Thomas Warwick Pearse	8 April, 1870	Ditto		8 April, 1870.
Parramatta and Liverpool	John Ebenezer Bowden	23 May, 1872	Administrator of Government and Executive Council, by Commission.		23 May, 1872.
Parkes	William Edward Austin	22 June, 1874	Governor and Executive Council, by Commission.		23 June, 1874.
Picton	John Wild, J.P.	13 Oct., 1873	Ditto		13 Oct., 1873.
Port Macquarie	Thomas Wellington Palmer, J.P.	2 April, 1868	Ditto		2 April, 1868.
Port Stephens (Stroud)	Thomas Nicholls, J.P.	14 Jan., 1861	Ditto		14 Jan., 1861.
Penrith	John King Lethbridge	11 Aug., 1874	Ditto		4 Sept., 1862.
Queanbeyan	Andrew Morton	1 Jan., 1848	Ditto		1 Jan., 1848.
Raymond Terrace	William Edward Shaw	16 April, 1860	Ditto		16 April, 1860.
Rockley	Watson Augustus Steel	19 Nov., 1872	Ditto		19 Nov., 1872.
Shoalhaven	Thomas Morton Richards	26 Nov., 1858.	Ditto		26 Nov., 1858.
Tambaroora	Joseph Whitehead Lees, P.M.	4 Sept., 1871	Ditto		26 Nov., 1858.
Tamworth	David Williamson Irving, P.M.	2 May, 1873	Ditto		24 June, 1861.
Tenterfield	Charles Alfred Lee	12 Sept., 1873	Ditto		12 Sept., 1873.
Trunkey and Tuena	Thomas Arkell Smith	11 Sept., 1871	Ditto		1 Aug., 1871.
Ulladulla (Dowling)	John Valentine Wareham.	30 Oct., 1867	Ditto		19 Mar., 1863.
Wagga Wagga	Frederick Anslow Tompson	26 Oct., 1872	Ditto		26 Oct., 1872.
Wollongong	Edmund Frederick Smith, B.A.	21 Jan., 1864	Ditto		21 Jan., 1864.
Wollombi	James Norton Brooks, P.M.	20 June, 1871	Ditto		1 June, 1853.
	succeeded by John Snell Milne	7 Oct., 1875	Ditto		5 Nov., 1866.
Walcha	Thomas James Pickburn	15 Jan., 1874	Ditto		15 Jan., 1874.
	succeeded by Robert Furnifull	5 July, 1875	Ditto		5 July, 1875.
Walgett	Malcolm M'Taggart, P.M.	16 Dec., 1873	Ditto		9 April, 1860.
	succeeded by Frederick Barnwell Hales	6 Nov., 1875	Ditto		1 April, 1861.
Warialda	George Fullerton, P.M.	18 May, 1871	Ditto		18 May, 1871.
	succeeded by Francis Townsend Rusden, P.M.	7 Oct., 1875	Ditto		1 Sept., 1875.
Wee Waa	Charles Edward Smith	4 Sept., 1868	Ditto		25 Mar., 1851.
Wentworth	William Lisle Richardson	16 Feb., 1871	Ditto		11 Nov., 1862.
Wellington	Robert Rygate	27 Sept., 1872	Ditto		27 Oct., 1869.
Windsor	James Bligh Johnston, J.P.	31 July, 1871	Ditto		31 July, 1871.
Yass	Isidore Maurice Blake, J.P.	1 Jan., 1848	Ditto		1 Jan., 1848.
Young	Robert Brown Armstrong	5 April, 1870	Ditto		5 April, 1870.

PETTY SESSIONS.

POLICE MAGISTRATES, CLERKS OF PETTY SESSIONS, &c.

SYDNEY.					
Central Police Office—					
Police Magistrate	David Charles Frederick Scott.	13 July, 1860	Governor and Executive Council, by Commission.	600 0 0	27 Feb., 1849.*
Clerk of Petty Sessions[1]	William Devenish Meares[2]	1 June, 1863	Governor and Executive Council	500 0 0	10 April, 1842.*
	succeeded by William Crane	1 Sept., 1875	Ditto	500 0 0	28 Nov., 1853.
2nd Clerk	William Conway Armstrong.	1 Nov., 1866	Ditto	350 0 0	1 Dec., 1845.*
3rd Clerk	Thomas Andrew Moore White.	1 May, 1871	Ditto	250 0 0	1 May, 1859.*
4th Clerk	William Fraser	1 May, 1871	Ditto	200 0 0	4 April, 1862.*
5th Clerk	William Robert Stewart	1 May, 1871	Ditto	175 0 0	1 Dec., 1866.
6th Clerk	Edward Aubrey Hunt	5 Oct., 1874	Ditto	125 0 0	5 Oct., 1874.
7th Clerk	Charles Alfred Hurst Redgrave.	1 Sept., 1874	Ditto	105 0 0	1 Sept., 1874.
Extra Clerk	Frederick Potter Meares	1 July, 1875	Minister of Justice and Public Instruction.	104 0 0	1 July, 1875.
Messenger (1)[3]	.....	.....	Police Magistrate	110 0 0	
Officekeeper (1)[3]	.....	.....	Ditto	25 0 0	

[1] Gives security to the amount of £250. Commissioner of the Supreme Court for taking Affidavits. Deputed to administer the Oath of Allegiance to Foreigners receiving Certificates of Naturalization—Fees. [2] To 31 August—Appointed Police Magistrate, Mudgee. [3] Allowed quarters, fuel, and light.
* Services not continuous.

Office.	Name.	Date of Appointment.	By whom appointed, and under what Instrument.	Annual Salary. £ s. d.	Date of first Appointment under the Colonial Government.
MINISTER OF JUSTICE AND PUBLIC INSTRUCTION—PETTY SESSIONS—*continued*.					
POLICE MAGISTRATES, CLERKS OF PETTY SESSIONS, &c.—*continued*.					
Water Police Office—					
Water Police Magistrate...	John Milbourne Marsh[1] ...	12 Aug., 1874	Governor and Executive Council	600 0 0	7 Jan., 1859.
Clerk of Petty Sessions ...	William Crane[2]	1 April, 1861	Administrator of the Government and Executive Council.	500 0 0	28 Nov., 1853.
	succeeded by Joseph Giovanni Thurlow[3]	1 Sept., 1875	Governor and Executive Council	500 0 0	11 Sept., 1862.
	succeeded by Percy Charles Lucas	17 Sept., 1875	Ditto	500 0 0	23 Sept., 1861.
2nd Clerk	Joseph Giovanni Thurlow[4]	1 Dec., 1870	Ditto	350 0 0	11 Sept., 1862.
	succeeded by Percy Charles Lucas[4]	1 Sept., 1875	Ditto	350 0 0	23 Sept., 1861.
	succeeded by Francis Burnand Davidson	17 Sept., 1875	Ditto	350 0 0	15 Jan., 1855.*
3rd Clerk	Percy Charles Lucas[4]	1 Dec., 1870	Ditto	250 0 0	23 Sept., 1861.
	succeeded by Francis Burnand Davidson[4]	1 Sept., 1875	Ditto	250 0 0	15 Jan., 1855.*
	succeeded by Charles Newton Payten ...	17 Sept., 1875	Ditto	250 0 0	1 Nov., 1873.
4th Clerk	Francis Burnand Davidson[4]	1 Nov., 1873	Ditto	185 0 0	15 Jan., 1855.*
	succeeded by Charles Newton Payten[4]...	1 Sept., 1875	Ditto	185 0 0	1 Nov., 1873.
	succeeded by Francis South Fielder.....	17 Sept., 1875	Ditto	185 0 0	10 Nov., 1874.
5th Clerk	Charles Newton Payten[4]...	1 Nov., 1873	Ditto	175 0 0	1 Nov., 1873.
	succeeded by Francis South Fielder[4] ...	1 Sept., 1875	Ditto	175 0 0	10 Nov., 1874.
	succeeded by John Frederick Harmer ...	9 Oct., 1875	Ditto	175 0 0	9 Oct., 1875.
Acting Sub Inspector ...	Thomas Ferris[5]	21 Sept., 1875	Ditto	0 10 0	13 Feb., 1853.
Senior Sergeant (To 20 Sept.)		18 Oct., 1853	Inspector General of Police	0 9 6	
Senior Constables (2)[5]	.....	.....	Ditto	0 7 6	per diem each.
1st Class Constables (5)[5]...	.....	.....	Ditto	0 7 0	
Constables (5)[5].....	.....	.....	Ditto	0 6 6	
Court and Officekeeper (1)[5]	.....	.....	Water Police Magistrate	40 0 0	
Messenger (1)	.....	.....	Ditto	100 0 0	

[1] Superintendent of Water Police. [2] To 31 August—Appointed to Central Police Office. [3] To 16 September—Appointed Under Sheriff. [4] Promoted.
[5] Allowed quarters, fuel, and light. * Services not continuous.
NOTE.—The Clerk of Petty Sessions gives security to the amount of £250.

Albury—					
Police Magistrate.....	Marcus F. Brownrigg	9 Aug., 1860	Governor and Executive Council	450 0 0	9 Aug., 1860.
Clerk of Petty Sessions ...	Edward Brown	1 June, 1862	Ditto	175 0 0	26 Aug., 1857.
Araluen—					
Police Magistrate and Clerk of Petty Sessions.	Henry Burne[1]	1 July, 1867	Ditto	375 0 0	25 May, 1847.
	succeeded by Ralph Clemenger.....	1 Sept., 1875	Ditto	375 0 0	19 April, 1861.
Armidale—					
Police Magistrate...	James Buchanan	19 Oct., 1869	Ditto	.....	6 Jan., 1852.
Clerk of Petty Sessions ...	Sydney Blythe[2]	1 July, 1863	Ditto	175 0 0	21 Oct., 1858.
	succeeded by James Bray[3]	17 Sept., 1875	Ditto	175 0 0	1 Jan., 1866.
Bathurst—					
Police Magistrate.....	Benjamin Lee, jun.	12 Aug., 1874	Ditto	500 0 0	12 Aug., 1874.
Clerk of Petty Sessions ...	Frederick Barnwell Hales[4]	9 Dec., 1865	Ditto	225 0 0	1 April, 1861.
	succeeded by Cecil E. B. Maybury	1 Sept., 1875	Ditto	225 0 0	1 Sept., 1875.
Assistant Clerk of Petty Sessions.	John Elphinstone Home ...	1 April, 1874	Ditto	100 0 0	1 April, 1874.
Balranald—					
Police Magistrate and Clerk of Petty Sessions.	Richard B. Mitchell[5]	10 Aug., 1871	Ditto	225 0 0	1 Mar., 1858.
Bellinger River—					
Police Magistrate and Clerk of Petty Sessions.	James F. M'Carthy[6]	1 Sept., 1871	Ditto	225 0 0	1 Sept., 1871.
	succeeded by James Bray[7]	1 Sept., 1875	Ditto	225 0 0	1 Jan., 1866.
	succeeded by Arthur Money Fisher	17 Sept., 1875	Ditto	225 0 0	17 Sept., 1875.
Bullah Delah—					
Police Magistrate and Clerk of Petty Sessions.	Philip Snape	1 June, 1871	Ditto	225 0 0	1 June, 1871.
Bega—					
Clerk of Petty Sessions ...	John Davis	1 Dec., 1865	Ditto	175 0 0	1 Dec., 1865.
Braidwood—					
Clerk of Petty Sessions ...	Ralph Clemenger[8]	11 Jan., 1862	Ditto	175 0 0	19 April, 1861.
	succeeded by W. F. Robertson	1 Sept., 1875	Ditto	175 0 0	29 May, 1869.
Bombala—					
Clerk of Petty Sessions ...	James Giles	16 Dec., 1870	Ditto	175 0 0	3 June, 1862.
Bourke—					
Police Magistrate.....	Alexander Ogilvie Grant...	8 Aug., 1870	Ditto	500 0 0	27 Jan., 1846.
Clerk of Petty Sessions ...	Louis Frederick Layard ...	1 Oct., 1874	Ditto	175 0 0	1 Oct., 1868.

[1] To 31 August. [2] Allowed £50 per annum for visiting Uralla—To 16 September. [3] Allowed £50 for visiting Uralla. [4] To 31 August.
[5] Allowed £25 per annum in lieu of forage for a horse. [6] To 3 August. [7] To 16 September—Appointed to Armidale. [8] To 31 August—Appointed to Araluen.
NOTE.—The Police Magistrates receive 25s. per diem travelling expenses when on the road, and 20s. per diem, with forage and stabling when at Police Stations.
All the Clerks of Petty Sessions give security for the due performance of their duties.

Office.	Name.	Date of Appointment.	By whom appointed, and under what Instrument.	Annual Salary.	Date of first Appointment under the Colonial Government.
				£ s. d.	
MINISTER OF JUSTICE AND PUBLIC INSTRUCTION—PETTY SESSIONS—*continued.*					
POLICE MAGISTRATES, CLERKS OF PETTY SESSIONS, &c.—*continued.*					
Berrima—					
Police Magistrate and Clerk of Petty Sessions.	Fredk. Robertson Wilshire	11 Mar., 1872	Administrator of the Government and Executive Council.	275 0 0	1 Mar., 1862.
Assistant Clerk of Petty Sessions.	H. T. Makin	16 Aug., 1875	Governor and Executive Council	75 0 0	8 July, 1873.
Burrowa—					
Clerk of Petty Sessions	William J. E. Wotton	17 Jan., 1862	Ditto	175 0 0	17 Jan., 1862.
Bendemeer—					
Clerk of Petty Sessions	F. G. Perry	6 Aug., 1864	Ditto	50 0 0	6 Aug., 1864.
Coonabarabran—					
Police Magistrate and Clerk of Petty Sessions.	Frederick Wm. Edwards	1 Jan., 1867	Ditto	275 0 0	28 Oct., 1863.
Cooma—					
Police Magistrate	Robert Dawson	10 Aug., 1857	Ditto	450 0 0	12 Jan., 1847.
Clerk of Petty Sessions	Samuel Robinson[1]	15 April, 1872	Administrator of the Government and Executive Council.	175 0 0	15 April, 1872.
	succeeded by G. H. T. Smithers	1 Sept., 1875	Governor and Executive Council	175 0 0	22 Oct., 1868.
Camden—					
Clerk of Petty Sessions	John B. Martin[2]	1 Sept., 1852	Ditto	175 0 0	1 Sept., 1852.
Campbelltown—					
Clerk of Petty Sessions	Henry Arkell Smith	15 April, 1872	Administrator of the Government and Executive Council.	175 0 0	15 April, 1872.
Cassilis—					
Clerk of Petty Sessions	John Morris	17 Oct., 1854	Governor	175 0 0	17 Oct., 1854.
Corowa—					
Clerk of Petty Sessions	Reginald Hare	1 July, 1869	Governor and Executive Council	175 0 0	1 Mar., 1862.
Coonamble—					
Clerk of Petty Sessions	William Clifton Weston	1 Jan., 1868	Ditto	175 0 0	23 June, 1864.
Carcoar—					
Clerk of Petty Sessions	Edward J. C. North	10 May, 1865	Ditto	225 0 0	1 May, 1865.
Cowra—					
Clerk of Petty Sessions	John Arkins	1 June, 1868	Ditto	175 0 0	1 June, 1868.
Cudgen (Tweed River)—					
Clerk of Petty Sessions	James Bray[3]	29 Oct., 1869	Ditto	175 0 0	1 Jan., 1866.
	succeeded by Joshua Bray	1 Oct., 1875	Ditto	175 0 0	1 Oct., 1875.
Deniliquin—					
Police Magistrate	James Mair	1 Feb., 1875	Ditto	*450 0 0	3 Oct., 1862.
Clerk of Petty Sessions	John A. Broughton	1 Feb., 1865	Ditto	175 0 0	23 Jan., 1865.
Dubbo—					
Police Magistrate	John Oxley Norton	20 Feb., 1872	Ditto	400 0 0	1 Feb., 1863.
Clerk of Petty Sessions	Luke M'Guinn	1 Nov., 1861	Ditto	175 0 0	1 Nov., 1861.
Dungog—					
Clerk of Petty Sessions	Henry Gordon[4]	1 May, 1859	Ditto	175 0 0	1 May, 1859.
	succeeded by Charles G. Smith	1 Sept., 1875	Ditto	175 0 0	1 May, 1861.
Eden—					
Police Magistrate	George Plunkett Keon	26 July, 1864	Ditto	150 0 0	28 Dec., 1845.
Clerk of Petty Sessions	C. D. Hays	10 July, 1865	Ditto	175 0 0	7 Oct., 1864.
Forbes—					
Police Magistrate	Frederick Dalton	10 Aug., 1870	Ditto	*450 0 0 to 31 July.	15 May, 1860.
Clerk of Petty Sessions	Stephen Freeman	1 Sept., 1873	Ditto	175 0 0	22 Oct., 1862.
Gosford—					
Police Magistrate	Henry Sherman Elliott[1]	8 Aug., 1873	Ditto	300 0 0	1 Aug., 1857.
	succeeded by Edward Reeve	1 Sept., 1875	Ditto	300 0 0	1 Sept., 1875.
Clerk of Petty Sessions	Thomas C. Battley	8 Aug., 1843	Ditto	175 0 0	8 Aug., 1843.
Goulburn—					
Police Magistrate	John James Allman	1 Oct., 1862	Ditto	500 0 0	1 June, 1829.
Clerk of Petty Sessions	C. S. Alexander	1 Feb., 1862	Ditto	175 0 0	8 Feb., 1861.
Assistant Clerk of Petty Sessions.	W. F. Robertson[1]	29 May, 1869	Ditto	100 0 0	29 May, 1869.
	succeeded by D. E. Troughton	17 Sept., 1875	Ditto	100 0 0	17 Sept., 1875.
Grafton—					
Police Magistrate	Charles Alexander Sinclair	8 Feb., 1871	Ditto	450 0 0	13 Mar., 1855.
Clerk of Petty Sessions	William H. Thomas	1 April, 1874	Ditto	200 0 0	12 April, 1864.
Assistant Clerk of Petty Sessions.	William Carson	30 Oct., 1872	Police Magistrate	50 0 0	30 Oct., 1872.
Gulgong—					
Police Magistrate	Thomas Alexander Browne	7 April, 1871	Governor and Executive Council	*450 0 0 to 31 July.	7 April, 1871.
Clerk of Petty Sessions	Lester Stuart Donaldson	19 Sept., 1871	Ditto	175 0 0	19 Sept., 1871.
Gundagai—					
Police Magistrate	Alfred C. S. Rose[1]	1 May, 1859	Ditto	450 0 0	12 Aug., 1855.
	succeeded by William Love	1 Sept., 1875	Ditto	450 0 0	1 Sept., 1875.
Clerk of Petty Sessions	Charles Wye Weekes	19 Oct., 1875	Ditto	175 0 0	19 Oct., 1875.
Glen Innes—					
Police Magistrate and Clerk of Petty Sessions	George Martin	1 Sept., 1875	Ditto	300 0 0	3 Mar., 1868.
Clerk of Petty Sessions (to 31 August.)		1 Oct., 1871	Ditto	175 0 0	

[1] To 31 August. [2] Allowed £50 per annum for visiting Picton. [3] To 16 September. [4] To 31 August.
* Salary paid as Gold Fields Warden from 1 August.

Office.	Name.	Date of Appointment.	By whom appointed, and under what Instrument.	Annual Salary. £ s. d.	Date of first Appointment under the Colonial Government.
MINISTER OF JUSTICE AND PUBLIC INSTRUCTION—PETTY SESSIONS—*continued.*					
POLICE MAGISTRATES, CLERKS OF PETTY SESSIONS, &c.—*continued.*					
Grenfell—					
Clerk of Petty Sessions ...	William Fox Parker	1 June, 1869	Governor and Executive Council	175 0 0	26 April, 1862.
Gunnedah—					
Clerk of Petty Sessions ...	Thomas K. Abbott	14 Dec., 1867	Ditto	175 0 0	14 Dec., 1867.
Gunning—					
Clerk of Petty Sessions ...	E. B. Rayner[1]	10 Oct., 1868	Ditto	100 0 0	10 Oct., 1868.
Hartley—					
Police Magistrate and Clerk of Petty Sessions.	Thomas H. Neale.....	16 Aug., 1873	Ditto	325 0 0	16 Aug., 1873.
Hay—					
Police Magistrate.....	Joseph E. Pearce	1 May, 1870	Ditto	450 0 0	24 July, 1862.
Clerk of Petty Sessions ...	J. F. Blake	1 June, 1870	Ditto	175 0 0	1 June, 1862.
Hill End—					
Clerk of Petty Sessions ...	Alfred Heathcote[2] ..... succeeded by	1 July, 1873	Ditto	125 0 0	1 Aug., 1871.
	Fredk. Cameron Macarthur	1 April, 1875	Ditto	125 0 0	1 July, 1873.
Inverell—					
Police Magistrate.....	Thomas Betteridge[3] ..... succeeded by	1 Jan., 1873	Ditto	350 0 0	1 May, 1866.
	William Wilberforce Fraser	1 Sept., 1875	Ditto	350 0 0	1 Sept., 1875.
Clerk of Petty Sessions.....	William Clare Cardew ...	1 May, 1874	Ditto	175 0 0	14 Aug., 1873.
Kiama—					
Police Magistrate and Clerk of Petty Sessions.	Henry Connell, junr.	1 Aug., 1874	Ditto	175 0 0	21 Aug., 1844.
Kempsey—					
Clerk of Petty Sessions ...	John B. Casey	1 June, 1860	Ditto	175 0 0	21 April, 1853.
Maitland—					
Police Magistrate.....	James Smith[4] ..... succeeded by	1 June, 1869	Ditto	500 0 0	7 Nov., 1851.
	Glentworth W. F. Addison	14 June, 1875	Ditto	500 0 0	14 April, 1858.
Clerk of Petty Sessions ...	Cornelius Delohery	19 April, 1871	Ditto	225 0 0	23 July, 1860.
Assistant Clerk of Petty Sessions.	W. G. Smith	4 Nov., 1872	Ditto	50 0 0	4 Nov., 1872.
Messenger (1)	.....	.....	.....	40 0 0	
Menindie—					
Police Magistrate and Clerk of Petty Sessions.	James Mair[5]..... succeeded by	1 Jan., 1867	Governor and Executive Council	350 0 0	3 Oct., 1862.
	Rudolf Roxburgh Morisset	1 Feb., 1875	Ditto	350 0 0	1 Feb., 1875.
Moruya—					
Police Magistrate.....	William S. Caswell	1 Aug., 1857	Ditto	450 0 0	7 June, 1847.
Clerk of Petty Sessions ...	Alexander Lumsdaine.....	1 Sept., 1873	Ditto	175 0 0	10 June, 1872.
Mudgee—					
Police Magistrate.....	George Warburton[6]..... succeeded by	13 July, 1860	Ditto	428 0 0	27 Oct., 1840.
	William Devenish Meares	1 Sept., 1875	Ditto	428 0 0	10 April, 1842.
Clerk of Petty Sessions ...	George Leary	15 Dec., 1870	Ditto	175 0 0	17 Oct., 1868.
Moama—					
Police Magistrate and Clerk of Petty Sessions.	George Maunsell	1 Jan., 1867	Ditto	275 0 0	13 Mar., 1858.
Molong—					
Clerk of Petty Sessions ...	Thomas Finch[7]..... succeeded by	1 Sept., 1871	Ditto	175 0 0	1 Sept., 1871.
	James Hyde Nisbet.....	1 Sept., 1875	Ditto	175 0 0	1 Sept., 1875.
Murrurundi—					
Clerk of Petty Sessions ...	George G. Brodie	1 Dec., 1858	Ditto	175 0 0	19 Mar., 1858.
Muswellbrook—					
Clerk of Petty Sessions ...	Timothy Foley.....	16 Dec., 1867	Ditto	175 0 0	1 Dec., 1867.
Narrabri—					
Police Magistrate and Clerk of Petty Sessions.	Charles E. Smith.....	1 Oct., 1866	Ditto	370 0 0	25 Mar., 1851.
Newcastle—					
Police Magistrate	Helenus Scott	1 Sept., 1857	Ditto	500 0 0	1 May, 1853.
Clerk of Petty Sessions ...	Henry Baker	1 May, 1852	Ditto	175 0 0	1 May, 1852.
Assistant Clerk of Petty Sessions.	G. F. Scott	18 June, 1863	Ditto	150 0 0	18 June, 1863.
Messenger (1)	.....	.....	.....	40 0 0	
Orange—					
Police Magistrate	John Tom Lane	1 Jan., 1867	Governor and Executive Council	450 0 0	1 Jan., 1867.
Clerk of Petty Sessions ...	William T. Evans	20 April, 1851	Governor.....	175 0 0	20 April, 1851.
Parramatta—					
Clerk of Petty Sessions ...	George Langley, J.P.	6 Mar., 1860	Governor and Executive Council	175 0 0	1 Aug., 1837.
Assistant Clerk of Petty Sessions.	William A. Brodie	1 May, 1874	Ditto	100 0 0	1 May, 1874.
Paterson					
Clerk of Petty Sessions ...	Robert Studdert	12 June, 1840	Governor.....	175 0 0	12 June, 1840.
Patrick's Plains (Singleton)					
Clerk of Petty Sessions ...	William Dudding.....	23 Sept., 1854	Governor and Executive Council	175 0 0	4 April, 1847.
Penrith—					
Clerk of Petty Sessions ...	John Kingdon Cleeve	13 Jan., 1868	Ditto	175 0 0	3 July, 1865.
Port Macquarie—					
Clerk of Petty Sessions ...	Robert Issell Perrott	29 Sept., 1873	Ditto	175 0 0	1 Aug., 1859.
Parkes—					
Clerk of Petty Sessions ...	Alexander Boswell Armstrong.	1 July, 1874	Ditto	175 0 0	1 Jan., 1867.

[1] Allowed £30 per annum in lieu of forage. [2] To 31 March. [3] To 22 June. [4] To 29 May. [5] To 31 January. [6] To 31 August. [7] To 30 June.

Office.	Name.	Date of Appointment.	By whom appointed, and under what Instrument.	Annual Salary. £ s. d.	Date of first Appointment under the Colonial Government.
MINISTER OF JUSTICE AND PUBLIC INSTRUCTION—PETTY SESSIONS—*continued*.					
POLICE MAGISTRATES, CLERKS OF PETTY SESSIONS, &c.—*continued*.					
Queanbeyan—					
Police Magistrate	Frederick Brown Russell	1 June, 1869	Governor and Executive Council	450 0 0	3 Aug., 1864.
Clerk of Petty Sessions	Obadiah Willans	14 Nov., 1864	Ditto	175 0 0	14 Nov., 1864.
Raymond Terrace—					
Police Magistrate and Clerk of Petty Sessions.	H. J. Bolding[1]	1 Jan., 1867	Ditto	275 0 0	22 Feb., 1866.
	succeeded by				
	J. B. Hales[2]	1 Sept., 1875	Ditto	275 0 0	1 April, 1861.
	succeeded by				
Ryde—	C. R. Middleton	11 Oct., 1875	Ditto	275 0 0	11 Oct., 1875.
Clerk of Petty Sessions	George M. Pope	18 June, 1863	Ditto	175 0 0	30 Mar., 1857.
Rylstone—					
Clerk of Petty Sessions	William W. Armstrong	1 July, 1854	Ditto	175 0 0	1 July, 1854.
Scone—					
Police Magistrate	John Garrett	1 June, 1869	Ditto	450 0 0	4 Jan., 1860.
Clerk of Petty Sessions	James Thompson Wilshire	15 April, 1872	Administrator of the Government and Executive Council.	175 0 0	1 Sept., 1862.
Sofala—					
Police Magistrate and Clerk of Petty Sessions.	Hugh Bridson	1 July, 1866 1 July, 1871	Governor and Executive Council	350 0 0	13 June, 1856.
Shoalhaven—					
Clerk of Petty Sessions	William Lovegrove	1 Jan., 1857	Ditto	175 0 0	1 Jan., 1857.
Stroud—					
Clerk of Petty Sessions	Thomas Laman	13 April, 1859	Ditto	175 0 0	13 April, 1859.
Tambaroora—					
Police Magistrate and Clerk of Petty Sessions.	Joseph Whitehead Lees	1 July, 1871	Ditto	450 0 0	26 Nov., 1858.
Trunkey Creek and Tuena—					
Police Magistrate	Thomas Arkell Smith	1 Aug., 1871	Ditto	275 0 0	1 Aug., 1871.
Tenterfield—					
Police Magistrate	Glentworth W. F. Addison[3]	19 Oct., 1869	Ditto	450 0 0	14 April, 1858.
	succeeded by				
	James Brisbane Graham	14 June, 1875	Ditto	450 0 0	
Clerk of Petty Sessions	James Brisbane Graham[4]	1 Jan., 1871	Ditto	475 0 0	1 Mar., 1859.
	succeeded by				
	John Simons	1 Sept., 1875	Ditto	175 0 0	1 Sept., 1875.
Tabulam—(Casino)					
Police Magistrate	Johnson G. King[5]	8 Aug., 1870	Ditto	450 0 0	24 Nov., 1861.
	succeeded by				
	Henry S. Elliott	1 Sept., 1875	Ditto	450 0 0	1 Aug., 1857.
Clerk of Petty Sessions	Henry Edward Stratford[6]	29 Oct., 1870	Ditto	175 0 0	3 Feb., 1863.
	succeeded by				
	Malcolm M'Intyre Campbell.	1 April, 1875	Ditto	175 0 0	1 April, 1875.
Tamworth—					
Police Magistrate	D. Williamson Irving	1 Oct., 1863	Ditto	450 0 0	24 June, 1861.
Clerk of Petty Sessions	John M'Donald	1 Sept., 1858	Ditto	175 0 0	6 Feb., 1851.
Tumut—					
Police Magistrate and Clerk of Petty Sessions.	Frederick W. Vyner	1 July, 1871	Ditto	450 0 0	1 Jan., 1865.
Tumberumba—					
Clerk of Petty Sessions	Edward Nestor Waller[7]	16 Sept., 1873	Ditto	175 0 0	10 Feb., 1868.
Ulladulla—					
Clerk of Petty Sessions	John Valentine Wareham	19 Mar., 1863	Ditto	175 0 0	19 Mar., 1863.
Walgett—					
Police Magistrate and Clerk of Petty Sessions.	Malcolm M'Taggart[8]	1 Jan., 1873	Ditto	350 0 0	9 April, 1860.
	succeeded by				
	Frederick Barnwell Hales	11 Oct., 1875	Ditto	350 0 0	1 April, 1861.
Wagga Wagga—					
Police Magistrate	Henry Baylis	28 July, 1862	Ditto	450 0 0	9 Aug., 1852.
Clerk of Petty Sessions	Edwin H. Tompson	29 Jan., 1864	Ditto	175 0 0	29 Jan., 1864.
Wentworth—					
Police Magistrate and Clerk of Petty Sessions.	William Lyle Richardson	8 Feb., 1871	Ditto	400 0 0	11 Nov., 1862.
Waratah—					
Police Magistrate	Alfred Atkinson Patrick Tighe.	1 Aug., 1874	Ditto	325 0 0	1 Aug., 1874.
Warialda—					
Police Magistrate	George Fullerton[9]	1 June, 1871	Ditto	400 0 0	18 May, 1871.
	succeeded by				
	Francis Townsend Rusden	1 Sept., 1875	Ditto	400 0 0	1 Sept., 1875.
Warialda—					
Clerk of Petty Sessions	Richard Higginson Fitzsimons.	8 Aug., 1867	Ditto	175 0 0	5 Jan., 1852.
Wollombi—					
Police Magistrate and Clerk of Petty Sessions.	James N. Brooks[10]	1 Oct., 1868	Ditto	300 0 0	1 June, 1853.
	succeeded by				
	Henry Gordon	1 Sept., 1875	Ditto	300 0 0	1 May, 1859.
Wellington—					
Police Magistrate	Henry M. Keightley	1 June, 1869	Ditto	450 0 0	10 July, 1854.
Clerk of Petty Sessions	Frederick Marsh	1 May, 1862	Ditto	175 0 0	8 April, 1852.
Walcha—					
Clerk of Petty Sessions	George A. Buckland	1 July, 1863	Ditto	175 0 0	12 June, 1857.
Windsor—					
Clerk of Petty Sessions	Wm. Henry Hughes Becke	1 April, 1874	Ditto	175 0 0	8 June, 1853.

[1] To 31 August. [2] To 10 October. [3] To 13 June. [4] To 13 June. [5] To 31 August. [6] To 15 March. [7] To 10 November. [8] To 19 September. [9] To 31st August. [10] To 30 April.

Office.	Name.	Date of Appointment.	By whom appointed, and under what Instrument.	Annual Salary.	Date of first Appointment under the Colonial Government.
				£ s. d.	
MINISTER OF JUSTICE AND PUBLIC INSTRUCTION—PETTY SESSIONS—*continued.*					
POLICE MAGISTRATES, CLERKS OF PETTY SESSIONS, &c.—*continued.*					
Wingham—					
Clerk of Petty Sessions ...	Jasper Creagh[1] ..... succeeded by	1 May, 1856	Governor and Executive Council	175 0 0	1 May, 1856.
	Jasper Albert Creagh	1 April, 1875	Ditto	175 0 0	1 Feb., 1875.
Wollongong—					
Clerk of Petty Sessions ...	Alfred A. Turner.....	1 Jan., 1853	Ditto	175 0 0	23 May, 1848.
Young—					
Police Magistrate.....	George O'Malley Clarke[2]...	1 April, 1870	Ditto	.....	1 Jan., 1854.
Yass—					
Clerk of Petty Sessions ...	Leopold Yates	1 June, 1870	Ditto	175 0 0	10 July, 1862.
Young—					
Clerk of Petty Sessions ...	James Richard Edwards...	14 Mar., 1862	Ditto	175 0 0	14 Mar., 1862.
Districts—					
Acting Clerks of Petty Sessions :—					
Adelong					
Binalong					
Bundarra					
Ballina					
Barraba.....					
Brewarrina					
Clarence Town.....					
Coolah					
Crookwell					
Canonba					
Cootamundry					
Denison.....					
Euston					
Goodoga					
Jerilderie					
Liverpool					
Lithgow					
Lawrence					
Lismore.....					
Merriwa	(39)	.....	Ditto	10 0 0	each.
Moulamein					
Maclean					
Morangarell					
Nerrigundah.....					
Nundle					
Oberon					
Pilliga					
Rockley.....					
Rydal					
Stoney Creek					
Trunkey Creek...					
Tuena					
Ten-mile Creek					
Tumbarumba					
Toogong					
Vegetable Creek					
Wilcannia.....					
Wallabadah					
Warren.....					
Booligal					
Broughton Creek.....					
Bingera.....					
Bungendore					
Howlong					
Mulwalla					
Narandera.....	(12)	.....	Ditto	7 10 0	each.
Nelligen					
Nimitybelle					
Panbula					
Seymour					
Tocumwall					
Ashford.....					
Boggabri					
Binda					
Cooranbong					
Conargo					
Condobolin					
Drake					
Dandaloo					
Gongolgon	(17)	.....	Ditto	5 0 0	each.
Gundaroo					
Hargraves.....					
Moree					
Obley					
Pooncaira					
Urana					
Wee Waa					
Yetman.....					

[1] To 31 March. [2] Gold Fields Warden.

NOTE.—The Police Magistrates receive 25s. per diem travelling expenses when on the road, and 20s. per diem with forage and stabling when at Police Stations. All the Clerks of Petty Sessions give security for the due performance of their duties.

Office.	Name.	Date of Appointment.	By whom appointed, and under what Instrument.	Annual Salary.	Date of first Appointment under the Colonial Government.
				£ s. d.	
MINISTER OF JUSTICE AND PUBLIC INSTRUCTION—*continued*.					
COUNCIL OF EDUCATION.					
Members.....(President)	John Smith[1].....	5 Dec., 1872 (3 Jan., 1873, as President.)	Governor and Executive Council Members of the Council of Education (as President).	Nil.	30 April, 1839.
	Sir Alfred Stephen, C.B., K.C.M.G.[2]	29 Nov., 1873	Governor and Executive Council		
	Thomas Holt[2]	1 Jan., 1873	Ditto		6 June, 1856.*
	William Augustine Duncan	1 Jan., 1873	Ditto		14 May, 1846.
	Stephen Campbell Brown[3]	12 Dec., 1873	Ditto		12 Dec., 1873.
Office Staff.					
Secretary.....	William Wilkins	1 Jan., 1867	Council of Education.....	850 o o	23 Jan., 1851.
Chief Clerk.....	George Miller	18 Jan., 1875	Ditto	450 o o	1 Feb., 1860.
Correspondence Branch.					
First Clerk	George Miller[4]..... succeeded by	1 Oct., 1867	Ditto	400 o o	1 Feb., 1860.
	David John Cooper	18 Jan., 1875	Ditto	325 o o	22 Feb., 1869.
Clerks	David John Cooper[4]	22 Feb., 1869	Ditto	300 o o	22 Feb., 1869.
	Thomas William Morgan Richards.	1 Feb., 1867	Ditto	250 o o	20 Mar., 1865.
	John Booth	16 Aug., 1867	Ditto	250 o o	16 Aug., 1867.
	Augustine Stow	1 July, 1873	Ditto	200 o o	1 July, 1873.
(Records)	Edward Lytton Hitchins...	1 Aug., 1873	Ditto	225 o o	1 Aug., 1873.
	Hugh Alexander Scott ...	9 Mar., 1874	Ditto	200 o o	9 Mar., 1874.
	Frederick O'Dell Monckton	17 Oct., 1872	Ditto	175 o o to 30 June.	17 Oct., 1872.
				200 o o from 1 July.	
	Charles Chatfield	1 Jan., 1872	Ditto	125 o o to 30 June.	1 Jan., 1872.
				150 o o from 1 July.	
	Thomas George West	1 Sept., 1871	Ditto	75 o o to 30 June.	1 Sept., 1871.
				100 o o from 1 July.	
Junior Clerks	William Lake M'Cann ...	1 Sept., 1871	Ditto	75 o o to 30 June.	1 Sept., 1871.
				100 o o from 1 July.	
	George Kilminster	1 Sept., 1871	Ditto	75 o o to 30 June.	1 Sept., 1871.
				100 o o from 1 July.	
	Henry John Mailer[5] ..... succeeded by	17 Oct., 1873	Ditto	50 o o	17 Oct., 1873.
	Alfred Kimber Wilkins[6]...	1 April, 1875	Ditto	75 o o	1 July, 1873.
	Percy Frank Allman[7] ..... succeeded by	13 Mar., 1874	Ditto	100 o o	13 Mar., 1874.
	Alfred Kimber Wilkins ...	1 Nov., 1875	Ditto	100 o o	1 July, 1873.
	Joseph Hamilton Strong...	1 July, 1874	Ditto	36 o o to 31 July.	1 July, 1874.
				60 o o fr. 1 Ag. to 31 Oc.	
				75 o o from 1 Nov.	
	John Turner Caldwell.....	1 July, 1875	Ditto	75 o o	29 May, 1868.*
Cadet	John Henry Marshall Drake	27 April, 1875	Ditto	24 o o to 31 Oct.	27 April, 1875.
				50 o o from 1 Nov.	
Account Branch.					
Accountant.....	John Manifold Gibson[8] ...	1 Feb., 1870	Ditto	400 o o	1 Feb., 1870.
Assistant do.....	Frederick Grönvald.....	19 April, 1869	Ditto	200 o o	19 April, 1869.
Clerk	Robert Munro	1 Jan., 1869	Ditto	200 o o	1 Jan., 1869.
Junior Clerk	William Duffield Cansdell	1 July, 1872	Ditto	120 o o	1 July, 1872.
Cadet	Frederick William Allpass	1 Aug., 1875	Ditto	24 o o	1 Aug., 1875.
Cashier's Branch.					
Cashier	Andrew Fairfax[9]	1 June, 1868	Ditto	425 o o	16 July, 1861.
Junior Clerk	Alfred Kimber Wilkins[10]...	1 July, 1873	Ditto	60 o o	1 July, 1873.
Architect.....	George Allen Mansfield[11]...	1 Feb., 1867	Ditto	350 o o	1 Feb., 1867.
Examiner's Branch.					
Examiner	John Gardiner	1 Sept., 1867	Ditto	600 o o	31 Dec., 1851.
„ Assistant.....	Alexander Leith Forbes ...	1 Oct., 1872	Ditto	525 o o	1 Nov., 1853.

[1] Professor, Sydney University, and Member of the Legislative Council. [2] Member of the Legislative Council. [3] Member of the Legislative Assembly. [4] Promoted. [5] To 31 March—Resigned. [6] To 31 October (see below). [7] To 31 October—Resigned. [8] Gives security to the amount of £500. [9] Gives security to the amount of £1,000. [10] To 31 March (see above). [11] Allowed office rent £30 per annum, for extra clerks £550 per annum commission and travelling expenses.

* Services not continuous.

Office.	Name.	Date of Appointment.	By whom appointed, and under what Instrument.	Annual Salary.	Date of first Appointment under the Colonial Government.
				£ s. d.	
MINISTER OF JUSTICE AND PUBLIC INSTRUCTION—COUNCIL OF EDUCATION—*continued.*					
Inspectoral Staff.					
Albury District	Edmund Hayes Flannery[1]	1 Feb., 1870	Council of Education	500 0 0	1 July, 1861.
Armidale „	John Dallison Bradley[2]	1 April, 1871	Ditto	475 0 0	1 Jan., 1853.
Bathurst „	John Huffer[3]	1 Jan., 1867	Ditto	475 0 0	1 Jan., 1858.
Braidwood „	John Charles Maynard[3]	1 Jan., 1872	Ditto	425 0 0 to 30 June.	1 Aug., 1868.
				450 0 0 from 1 July.	
Camden „	William M'Intyre[4]	1 April, 1868	Ditto	500 0 0	15 Dec., 1855.
Cumberland „	John M'Credie[4]	1 Jan., 1867	Ditto	500 0 0	1 Jan., 1859.
Goulburn „	David Seth Hicks[5]	1 Oct., 1872	Ditto	425 0 0 to 30 Sept.	1 April, 1860.
				450 0 0 from 1 Oct.	
Grafton „	Timothy Dwyer[4]	1 April, 1875	Ditto	400 0 0	
Maitland „	John Saunders Jones[5]	1 April, 1868	Ditto	500 0 0	12 Jan., 1857.
Mudgee „	Gerald O'Byrne[2]	1 Jan., 1872	Ditto	425 0 0	1 Feb., 1859.
Newcastle „	William Dwyer[5]	1 April, 1871	Ditto	500 0 0	29 Oct., 1855.
Sydney „	Edwin Johnson[6]	1 Jan., 1867	Ditto	575 0 0	23 Jan., 1855.
	James Webber Allpass[6]	1 April, 1871	Ditto	500 0 0	20 June, 1855.
Yass „	John Henry Murray[3]	1 April, 1875	Ditto	400 0 0	6 Aug., 1855.
Training Department.					
Training Master	John Wright	1 April, 1870	Ditto	425 0 0	1 Mar., 1856.
„ Assistant	John William Kevin	1 April, 1875	Ditto	300 0 0	4 April, 1862.
Messenger (3)				[7] 1 at 140 0 0	
				1 at 130 0 0	
				1 at 75 0 0	
Officekeeper (1)[8]				65 0 0 to 30 June.	
				72 0 0 from 1 July.	

[1] Allowed 25s. per diem travelling expenses, £20 per annum forage allowance, and £10 per annum for office rent. [2] Allowed 20s. and 25s. per diem travelling expenses, £20 per annum forage allowance, and £10 per annum for office rent. [3] Allowed 21s. per diem travelling expenses, £20 per annum forage allowance, and £10 per annum for office rent. [4] Allowed 20s. per diem travelling expenses, and £20 per annum forage allowance. [5] Allowed 20s. per diem travelling expenses, £20 per annum forage allowance, and £10 per annum for office rent. [6] Allowed £20 per annum travelling expenses, or £20 per annum cab hire. [7] Allowed a horse. [8] Allowed quarters, fuel, and light. * Services not continuous.

PROTESTANT ORPHAN SCHOOL.

Matron[1]	Martha Betts[2]	1 Mar., 1851	Governor	164 0 0	1 Mar., 1851.
	succeeded by				
	Annie Oakes Pringle	16 Mar., 1875	Governor and Executive Council	164 0 0	16 Mar., 1875.
Master	Arthur Whitling[3]	17 Feb., 1873	Ditto	120 0 0	24 April, 1869.*
Surgeon[4]					
Schoolmaster	Edward Robert Hinder[5]	1 Feb., 1874	Ditto	120 0 0	1 Feb., 1874.
First Teacher	Margaret Fairbairn[6]	1 June, 1869	Ditto	70 0 0	1 June, 1869.
Infant Teacher	Maria Morrow[7]	16 Feb., 1864	Ditto	50 0 0	16 Feb., 1864.
Sub-Matron	Mary Jowett[7]	1 Jan., 1871	Ditto	60 0 0	1 Oct., 1863.
Drillmaster	Richard M'Namara[7]	1 Jan., 1863	Ditto	70 0 0	1 Jan., 1863.
Male Attendants (4)[8]			Matron	1 at £60	
				1 at 45	
				2 at 40	each.
Female Attendants (10)[7]			Ditto	8 at 30	„
				2 at 25	„

[1] Allowed quarters; also a ration of provisions, fuel and light. The Matron's children allowed half a ration of provisions each. Gives security to the amount of £200. [2] To the 15 March. [3] Allowed quarters; also a ration of provisions, fuel and light. The Master's children allowed half a ration of provisions each. [4] See page 30. [5] Allowed £35 per annum in lieu of quarters, and £45 per annum in lieu of rations of provisions. [6] Allowed £35 per annum in lieu of quarters and rations. [7] Allowed quarters, rations of provisions, fuel, and light. [8] Allowed rations of provisions, fuel, and light; and two allowed quarters. * Services not continuous.

ROMAN CATHOLIC ORPHAN SCHOOL.

Matron	Mary Ann Adamson	1 April, 1859	Governor and Executive Council	164 0 0	1 April, 1859.
Surgeon[1]					
Sub-Matron	Cecilia Fitzpatrick	1 May, 1870	Ditto	70 0 0	1 May, 1870.
	succeeded by				
	Catherine Woodbury	1 Aug., 1875	Ditto	70 0 0	1 Aug., 1875.
Teachers — Girls	Margaret Mary Byrne	1 Feb., 1859	Ditto	60 0 0	1 Feb., 1859.
Infants	Mary Nihill	1 June, 1860	Ditto	50 0 0	1 June, 1860.
	succeeded by				
	Mary P. Kelleher	1 Feb., 1875	Ditto	50 0 0	1 Feb., 1875.
Boys	Michael O'Grady	1 Aug., 1872	Ditto	146 0 0	1 Aug., 1872.
Drillmaster	Michael O'Shea	1 Nov., 1871	Ditto	70 0 0	1 Nov., 1871.
Attendants (15)			Matron	2 at £60	each.
				2 at 35	„
				1 at 30	
				8 at 25	„
				2 at 20	„
Clerk to Committee	Thomas Cooper Makinson.	1 Aug., 1856	Governor and Executive Council	80 0 0	1 Aug., 1856.

[1] See page 30. All allowed quarters and rations, except the Clerk to Committee.

Office.	Name.	Date of Appointment.	By whom appointed, and under what Instrument.	Annual Salary.	Date of first Appointment under the Colonial Government.
				£ s. d.	

MINISTER OF JUSTICE AND PUBLIC INSTRUCTION—*continued.*

AUSTRALIAN MUSEUM.

Official Trustees	His Honor the Chief Justice The Honble. the Colonial Secretary. The Honble. the Colonial Treasurer. The Honble. the Attorney General. The President of the Medical Board. The Surveyor General The Auditor General The Colonial Architect The Collector of Customs.	.....	Under the provisions of the Act 27 Vic. No. 2.		
Crown Trustee	The Honble. Sir Edward Deas-Thomson, C.B., K.C.M.G.				
Elective Trustees	William Macleay, F.L.S. Edward S. Hill, C.M.Z.S. James C. Cox, M.D., F.L.S., C.M.Z.S. A. W. Scott, M.A. Captain Onslow, R.N., M.P. John Belisario, D.D.S. Archibald Liversidge Alfred Roberts, M.R.C.S. James Norton Patrick Mackay H. C. Russell, B.A. Thomas Stackhouse, R.N.				
Curator[1]	Edward P. Ramsay	22 Sept., 1874	Trustees	300 0 0	
Secretary	Charles Robinson	7 July, 1874	Ditto	109 4 0	
Articulator of Skeletons (1)	.....	.....	.....	150 0 0	
Taxidermist (1)	.....	.....	.....	150 0 0	
Assistant Taxidermist and Carpenter (1)	.....	.....	.....	120 0 0	
Messenger and Porter (1)	.....	.....	.....	120 0 0	

[1] Resides on the premises.

FREE PUBLIC LIBRARY.

Trustees	Rev. Charles Badham, D.D. Rev. William Branwhite Clarke, M.A.				26 May, 1839.
	The Hon. William Bede Dalley William Augustine Duncan Rev. John Dunmore Lang, D.D. The Hon. Sir William Macarthur, Knt. The Hon. Robert Owen, M.L.C.	10 Mar., 1870	Governor and Executive Council	Nil	15 Nov., 1858.* 14 May, 1846.
	John Stewart	22 April, 1873	Ditto	Nil	
	Wm. John Stephens, M.A.	19 April, 1870	Ditto	Nil	
Librarian	Robert Cooper Walker[1]	1 Oct., 1869	Ditto	400 0 0	1 April, 1855.*
Assistant Librarians	Doctor Richard Hawley	1 Oct., 1869	Ditto	200 0 0	1 Oct., 1869.
	Edward O'Brien	1 Oct., 1869	Ditto	200 0 0	1 Oct., 1869.
Attendants (2)	.....	.....	Colonial Secretary	104 0 0	each.
Messenger and Cleaner (1)	.....	.....	Ditto	100 0 0	

[1] Resides on the premises; allowed fuel and light.—Gives security to the amount of £300. *Services not continuous.

OBSERVATORY.

Government Astronomer	Henry Chamberlaine Russell[1]	12 July, 1870	Governor and Executive Council	600 0 0	1 Jan., 1859.
Computer	Henry Alfred Lenehan[2]	9 Aug., 1870	Ditto	300 0 0	9 Aug., 1870.
Assistant for Rainfall Observations.	Edwin George Savage	13 Sept., 1869	Ditto	200 0 0	13 Sept., 1869.
Acting Meteorological Assistant.	John Brown Johnston[3]	1 June, 1874	Minister of Justice and Public Instruction.	75 0 0	1 June, 1874.
	succeeded by Frank Murcott Bladen	8 Mar., 1875	Ditto	50 0 0	8 Mar., 1875.
Messenger (1)[4]	.....	.....	Astronomer	100 0 0	

[1] Allowed a house—Gives security to the amount of £200. [2] Allowed £50 in lieu of house. [3] To the 7 March. [4] Allowed a house.

NOTE.—The Government Astronomer was absent on leave from 21 February to 15 October, during which period Mr. Lenehan was in charge of the Government Observatory.

ATTORNEY GENERAL.

Office.	Name.	Date of Appointment.	By whom appointed, and under what Instrument.	Annual Salary. £ s. d.	Date of first Appointment under the Colonial Government.
ATTORNEY GENERAL.					
Attorney General	See Schedule A, page 10.				
Secretary	Alexander Greville	1 Jan., 1875	Governor and Executive Council	500 0 0	1 Jan., 1848.
Messenger (1)	.....	.....	Attorney General	104 0 0	
	* Services not continuous.				
CROWN SOLICITOR.					
Crown Solicitor	John Williams	1 June, 1859	Governor and Executive Council by Commission.	1,000 0 0	1 June, 1859.
1st Clerk to Crown Solicitor	John Benyon Jackson	22 Mar., 1857	Governor and Executive Council	500 0 0	19 May, 1856.
2nd Clerk to ditto	John James Lee	15 July, 1872	Ditto	350 0 0	15 Feb., 1845.
3rd Clerk to ditto	Michael Sheridan Harte	15 July, 1872	Ditto	300 0 0	20 July, 1859.
4th Clerk to ditto	Charles Richard Walsh	15 July, 1872	Ditto	200 0 0	15 July, 1872.
5th Clerk to ditto	Henry William Forster	15 Dec., 1870	Ditto	125 0 0	15 Dec., 1870.
Messenger (1)	.....	.....	Attorney General	114 0 0	
QUARTER SESSIONS.					
Chairmen[1]:—					
Metropolitan and Coast District.	James Sheen Dowling	1 Oct., 1861	Governor and Executive Council, by Commission.	.....	1 Jan., 1851.
	William Hattam Wilkinson	21 July, 1874	Ditto	.....	22 Feb., 1860.
Southern District	Alfred M'Farland	7 Nov., 1868	Ditto	.....	30 May, 1861.
South-western District	Henry Ralph Francis[2]	1 May, 1865	Ditto	.....	1 July, 1861.
	succeeded by David Grant Forbes	8 June, 1875	Ditto	.....	1 Jan., 1851.
Acting	David Grant Forbes[3]	9 Jan., 1875	Ditto	.....	1 Jan., 1851.
Western District	Joshua Frey Josephson	10 Sept., 1869	Ditto	.....	27 Oct., 1868.
Northern District	Frederick William Meymott	14 Dec., 1865	Ditto	.....	28 Aug., 1856.
Acting	Henry Wilfred Ellis[4]	25 Oct., 1875	Ditto	.....	
Crown Prosecutors[5]:—					
Sydney	William John Foster	8 Dec., 1869	Ditto	500 0 0	11 July, 1859.
Metropolitan and Coast District (other places than Sydney.)	Francis Edward Rogers	1 Nov., 1874	Ditto	500 0 0	28 Jan., 1869.
Southern District	Edward Lee	1 Sept., 1869	Ditto	500 0 0	1 Jan., 1858.
Acting	George Milner Stephen[6]	4 Mar., 1875	Ditto	500 0 0	
Acting	Grantley Hyde Fitzhardinge[7].	18 Oct., 1875	Ditto	500 0 0	18 Oct., 1875.
South-western District	David Grant Forbes[8]	1 June, 1859	Ditto	500 0 0	1 Jan., 1851.
	succeeded by Charles Edward Robertson Murray.	8 June, 1875	Ditto	500 0 0	1 Aug., 1864.*
Acting	Ernest Brougham Docker[9]	11 Jan., 1875	Ditto	500 0 0	1 Nov., 1871.*
Western District	Robert Macintosh Isaacs	13 Mar., 1872	Ditto	500 0 0	22 Jan., 1866.*
Acting	George Knox[10]	2 Aug., 1875	Ditto	500 0 0	2 Aug., 1875.
Acting	Edmund Barton[11]	26 Oct., 1875	Ditto	500 0 0	26 Oct., 1875.
Northern District (Acting)	Charles Edward Robertson Murray.[12]	1 Jan., 1875	Ditto	500 0 0	1 Aug., 1864.*
	Ernest Brougham Docker	8 June, 1875	Ditto	500 0 0	1 Nov., 1871.
Departmental—					
Clerk of the Peace for the Colony.	Archibald Colquhoun Fraser.[13]	1 Jan., 1870	Ditto	600 0 0	11 Dec., 1854.
1st Clerk	Francis Sheriff Isaacs	1 Jan., 1868	Governor and Executive Council	250 0 0	1 Jan., 1868.
2nd Clerk	William Richard Beaver	1 Jan., 1872	Ditto	100 0 0	1 Jan., 1872.
Messenger (1)	.....	.....	.....	104 0 0	

[1] Also District Court Judges—Those for the Metropolitan and Coast District allowed 30s., the others £2 per diem, travelling expenses when absent on duty.
[2] To 8 January. [3] To 7 June. [4] To 3 November. [5] Each allowed 30s. per diem travelling expenses when absent on duty. [6] To 13 March.
[7] To 18 November. [8] To 8 January—See above. [9] To 10 April. [10] To 10 September. [11] To 7 December. [12] To 7 June—See above.
[13] Allowed 30s. per diem travelling expenses when on duty—Gives security to the amount of £500.

NOTE.—The Crown Prosecutors are allowed to practise their professions privately.

PART VII.

Treasurer and Secretary for Finance and Trade,

AND THE

DEPARTMENTS UNDER HIS SUPERVISION AND CONTROL.

SUMMARY.

	PAGE.
Treasury	58
Stamp Duties	59
Customs	59
Colonial Distilleries and Sugar Refineries	62
Store Branch of the Treasury	62
Printing, Bookbinding, Stamps, and Railway Tickets	62
Colonial Military Stores and Gunpowder Magazines	64
Health Officers, &c.	64
Quarantine...	64
Shipping Masters	64
Marine Board of New South Wales	65
Glebe Island Abattoir	67
Board for inspecting and maintaining the supply of Colonial Warlike Stores ...	67
Imperial Pension Office	67

COLONIAL TREASURER.

Office.	Name.	Date of Appointment.	By whom appointed, and under what Instrument.	Annual Salary. £ s. d.	Date of first Appointment under the Colonial Government.
TREASURY.					
Treasurer and Secretary for Finance and Trade.	Provided in Schedule	(See p. 10.)			
Under Secretary for Finance and Trade.	Geoffrey Eagar.....	1 Feb., 1872	Governor and Executive Council, by Commission.	800 0 0	27 Oct., 1859.*
Chief Inspector of Public Revenue Collectors' Accounts and Consulting Accountant to the Treasury.	James Thomson	1 Feb., 1872	Governor and Executive Council	650 0 0	17 May, 1855.
Inspector of Public Revenue Collectors' Accounts.	John James Eaton	1 May, 1873	Dicto	550 0 0	8 Mar., 1854.
Accountant.....	Francis Kirkpatrick	13 Jan., 1872	Ditto	500 0 0	10 Nov., 1858.
Sub-accountant and Transfer Clerk.	James Pearson	8 Mar., 1875	Ditto	350 0 0	4 Jan., 1859.
Bookkeeper..... ..	James N. Oatley	1 July, 1874	Ditto	300 0 0	1 June, 1862.
Clerks	Thomas Brennan.....	1 Aug., 1865	Ditto	250 0 0	28 June, 1857.
	Edwin Ernest Allen Oatley	4 Dec., 1868	Ditto	200 0 0	4 Dec., 1868.
	Charles Alexander Stewart[1]	1 Aug., 1865	Ditto	200 0 0	1 Aug., 1865.
	James J. Hinchy	1 Jan., 1865	Ditto	190 0 0 to 31 March. 200 0 0 from 1 April.	1 Jan., 1865.
	Carlton Boyce	1 Aug., 1874	Ditto	190 0 0	1 Aug., 1874.
	Henry Lewis Roberts[2] ...	6 Aug., 1870	Ditto	165 0 0	4 Dec., 1867.
	F. C. Rooke[3].....	1 Sept., 1874	Ditto	150 0 0 to 31 Aug. 190 0 0 from 1 Sept.	1 Aug., 1870.
	James W. Meikle.....	1 Jan., 1873	Ditto	100 0 0 to 28 Feb. 165 0 0 from 1 March.	22 Oct., 1872.
	Nathaniel Neale	1 Jan., 1874	Ditto	100 0 0 to 31 Aug. 150 0 0 from 1 Sept.	16 Sept., 1872.
	Robert Rutherford	15 Feb., 1875	Ditto	50 0 0 to 28 Feb. 75 0 0 from 1 March.	15 Feb., 1875.
	E. Cleland	1 Sept., 1875	Ditto	100 0 0	1 Sept., 1875.
	Thomas Gainsford	16 Dec., 1875	Ditto	100 0 0	16 Dec., 1875.
	B. F. M'Gibbon[4]	1 Nov., 1875	Ditto	50 0 0	1 Nov., 1875.
Receiver	William Newcombe.....	20 Dec., 1864	Ditto	500 0 0	1 Feb., 1849.
First Clerk	Richard Augustus Canter..	9 June, 1873	Ditto	300 0 0	13 Feb., 1862.
Clerks	Thomas Bain	9 June, 1860	Ditto	275 0 0	9 June, 1860.
	Victor Cohen	1 July, 1867	Ditto	235 0 0	1 July, 1867.
	Philip Joseph Holdsworth	8 Mar., 1871	Ditto	200 0 0	8 Mar., 1871.
	W. H. Barraclough.....	3 Nov., 1873	Ditto	200 0 0	3 Nov., 1873.
	Nicholas Lockyer.....	1 Jan., 1870	Ditto	165 0 0	1 Jan., 1870.
	Sydney Richard Corkhill...	1 Feb., 1872	Ditto	150 0 0	1 Feb., 1872.
	Ernest Hanson.....	1 Jan., 1873	Ditto	100 0 0 to 15 Dec. 150 0 0 from 16 Dec.	1 Jan., 1873.
	Percy E. Williams	1 Nov., 1874	Ditto	100 0 0	1 Oct., 1872.
	Hubert Dillon	1 Jan., 1874	Ditto	100 0 0	1 Jan., 1873.
	G. G. Brodie	1 July, 1874	Ditto	75 0 0 to 15 Dec. 100 0 0 from 16 Dec.	1 July, 1874.
	B. M'Gibbon	16 Dec., 1875	Ditto	75 0 0	1 Nov., 1875.
Paymaster	James Daniel Cronin	1 Aug., 1865	Ditto	500 0 0	18 Feb., 1854.
First Clerk	John Henry Ogilvie Gore Power Ffrench.[5] succeeded by	9 June, 1873	Ditto	350 0 0	17 Mar., 1858.
	Thomas W. Nicholl.....	12 Oct., 1875	Ditto	300 0 0	1 July, 1867.
	Thomas W. Nicholl[6] ..... succeeded by	1 July, 1867	Ditto	200 0 0	1 July, 1867.
	F. C. Rooke	1 Dec., 1875	Ditto	190 0 0	1 Aug., 1870.
	Walter Keele[7]	1 Feb., 1872	Ditto	100 0 0	1 Feb., 1872.
	Sydney Richard Corkhill...	16 Dec., 1875	Ditto	175 0 0	1 Feb., 1872.
Examiner of Accounts	Charles Hart Townley Pinhey.	1 May, 1873	Ditto	400 0 0	7 Jan., 1862.
Clerk	William Wells.....	1 Jan., 1873	Ditto	225 0 0	— Jan., 1842.*
Clerk of Correspondence ...	George Houstoun Reid ...	1 Sept., 1869	Ditto	400 0 0	18 July, 1864.
Clerks	Henry Jenkins Stanley Bowdler.	27 Sept., 1864	Ditto	275 0 0	20 Feb., 1854.
	Joseph Walford	1 Jan., 1872	Ditto	125 0 0	1 Jan., 1868.
	William Pownall.....	9 Feb., 1874	Ditto	75 0 0	9 Feb., 1874.

[1] To 24 March. [2] To 28 February. [3] To 30 November (see below). [4] To 15 December (see below). [5] To 8 October—Deceased.
[6] To 11 October (see above). [7] To 15 December. * Services not continuous.

Office.	Name.	Date of Appointment.	By whom appointed, and under what Instrument.	Annual Salary. £ s. d.	Date of first Appointment under the Colonial Government.
COLONIAL TREASURER—TREASURY—*continued.*					
Registrar	Arthur Wellesley Monday	11 April, 1856	Governor	400 0 0	8 April, 1856.
Clerk	Alfred Essex Evans	1 April, 1868	Governor and Executive Council	175 0 0	1 April, 1868.
Collector and Depositor of Public Moneys.	Michael Bennis	1 July, 1864	Treasurer	175 0 0	1 Dec., 1856.
Messengers (2)[1]	.....	.....	Ditto	150 0 0	each.
Housekeeper (1)[2]	.....	.....	Ditto	75 0 0	

[1] Allowed quarters, fuel, and light. [2] Allowed quarters and £25 per annum for additional work.

NOTE.—The following officers give security:—Under Secretary, £5,000; Receiver and Paymaster, £4,000 each; First Clerk, Receiver's Branch, £1,000; First Clerk, Pay Branch, £3,000; Clerks, viz.:—Messrs. Bain and Cohen, each £400; Collector and Depositor of Public Moneys, £1,500.

STAMP DUTIES.

Commissioners	Geoffrey Eagar (Honorary)	1 Feb., 1872	Governor and Executive Council, by Commission.	(See p. 58) ...	27 Oct., 1859.*
	William Hemming	16 April, 1866	Ditto	500 0 0	1 May, 1865.
Accountant	David Hill	1 April, 1873	Governor and Executive Council	250 0 0	14 April, 1862.
Entry Clerk	Richard N. Johnson[1]	1 April, 1873	Ditto	250 0 0	1 Jan., 1868.
Clerk	James Brunker[1]	1 July, 1874	Ditto	100 0 0	1 April, 1873.
Junior Clerk	William M'Millan[1]	1 July, 1874	Ditto	50 0 0	1 July, 1874.
Foreman of Stampers	Henry Martyn[1]	1 July, 1865	Ditto	200 0 0	2 Mar., 1852.
Stamper	William Foskett	1 June, 1870	Ditto	120 0 0	24 Jan., 1865.
Assistant Stamper (1)[2]	.....	1 Aug., 1871	Treasurer	35 0 0	
Messenger (1)[1]	.....	.....	Ditto	100 0 0	
Officekeeper (1)[3]	.....	.....	Ditto	45 0 0	

[1] To 30 June. [2] To 31 March. [3] Allowed quarters, fuel, and light. * Services not continuous.

NOTE.—The following officers give security for the amounts set opposite their respective names:—Mr. Hemming, £1,000; Messrs. Hill, Johnson, Brunker, M'Millan, and Martyn, each £500; Mr. Foskett, £200; Assistant Stamper and Messenger, £200.

CUSTOMS.

Collector of Customs	William Augustine Duncan.	29 April, 1859 Re-appointed, 4 Jan., 1869	Governor and Executive Council.	900 0 0 to 30 June. 1,000 0 0 from 1 July.	14 May, 1846.
Chief Clerk	William Norman Llewellin	1 Jan., 1855	Governor	530 0 0	6 Jan., 1842.
2nd Clerk and Cashier	John Halford Maddocks	1 Jan., 1855	Ditto	530 0 0	15 Feb., 1843.
3rd Clerk	Henry John Rucker	1 Jan., 1855	Ditto	375 0 0	16 Jan., 1849.
4th ditto	Richard Kelly	1 Jan., 1870	Governor and Executive Council	300 0 0 to 30 June. 400 0 0 from 1 July.	17 Jan., 1854.
5th ditto	Robert Small	1 Jan., 1870	Ditto	275 0 0 to 30 June. 375 0 0 from 1 July.	3 Aug., 1861.
6th ditto	Charles Chatfield Pope	8 Jan., 1873	Ditto	250 0 0	9 Mar., 1864.
7th ditto	Louis Buchanan	8 Jan., 1873	Ditto	225 0 0	25 Mar., 1867.
8th ditto	Michael D'Arcy	8 Jan., 1873	Ditto	205 0 0	29 April, 1861.
9th ditto	Frank Alexander Eagar	1 Sept., 1874	Ditto	200 0 0	30 April, 1868.
10th ditto	William Henry Burton	1 Sept., 1874	Ditto	200 0 0	8 Jan., 1873.
11th ditto	Stephen Richard Burke	1 Sept., 1874	Ditto	175 0 0	1 July, 1874.
12th ditto	John Joseph Madden	1 Sept., 1874	Ditto	175 0 0	1 July, 1874.
13th ditto	John Matthias Walshe	1 Sept., 1874	Ditto	175 0 0	1 July, 1874.
14th ditto	Robert John Curran	1 Sept., 1874	Ditto	175 0 0	1 July, 1874.
15th ditto	Elijah Keating	1 Sept., 1874	Ditto	175 0 0	1 July, 1874.
16th ditto	William Cahill	1 Sept., 1874	Ditto	175 0 0	1 Feb., 1872.*
1st Landing Surveyor	Augustus Berney	21 Mar., 1860 Re-appointed, 4 Jan., 1869	Ditto	500 0 0 to 30 June. 620 0 0 from 1 July.	5 Feb., 1855.
2nd ditto	Edmund Jones	1 April, 1866 Re-appointed, 4 Jan., 1869	Ditto	400 0 0 to 30 June. 500 0 0 from 1 July.	1 April, 1850.

* Services not continuous.

Office.	Name.	Date of Appointment.	By whom appointed, and under what Instrument.	Annual Salary. To 30 June.	Annual Salary. From 1 July.	Date of first Appointment under the Colonial Government.
				£	£	
COLONIAL TREASURER—CUSTOMS—*continued.*						
1st Landing Waiter	Arthur Irwin Ormsby	1 April, 1866	Governor and Executive Council	325	415	9 Feb., 1847.
2nd ditto	Thomas Godfrey	1 Sept., 1859	Ditto	325	415	8 Feb., 1858.
3rd ditto	William Richard Templeman Passmore.	1 July, 1869	Ditto	300	390	22 Aug., 1853.
4th ditto	John Delappe Lankester	1 July, 1869	Ditto	275	365	25 Feb., 1859.
5th ditto	Thomas Thompson	1 July, 1869	Ditto	275	365	13 May, 1853.
6th ditto	Samuel Levy	1 July, 1869	Ditto	275	365	5 Mar., 1860.
7th ditto	George Lewis	16 June, 1873	Ditto	225	315	2 Jan., 1857.
8th ditto	John Newman Stubbin	16 June, 1873	Ditto	225	315	22 Dec., 1853.
9th ditto	John Cunningham	16 June, 1873	Ditto	225	315	16 May, 1853.
10th ditto	Alexander Fraser	16 June, 1873	Ditto	225	315	22 July, 1853.
11th ditto	Charles Duberly	16 June, 1873	Ditto	225	315	11 Feb., 1862.
12th ditto	William Beck	16 June, 1873	Ditto	225	315	19 Nov., 1853.
13th ditto	William Smyth	16 June, 1873	Ditto	225	315	3 Aug., 1864.
14th ditto	Charles St. Julian	16 June, 1873	Ditto	225	315	1 April, 1860.
15th ditto	Nathaniel Neale	16 June, 1873	Ditto	225	315	1 Aug., 1868.
16th ditto	David Howell	16 June, 1873	Ditto	225	315	16 July, 1869.
17th ditto	Alfred Green	16 June, 1873	Ditto	225	315	4 July, 1862.*
18th ditto	Oscar Charles Otto Paschen	1 July, 1874	Ditto	225	315	7 April, 1869.*
19th ditto	Frederick William Twine	1 Sept., 1874	Ditto	225	315	24 Feb., 1868.
1st Tide Surveyor	Robert Mackreth Russell	21 Oct., 1862	Ditto	325	375	12 Feb., 1859.
2nd ditto	Robert Lawton Eames	17 April, 1868	Ditto	325	375	26 Aug., 1859.
Warehouse Keeper	Thomas Fancourt	30 May, 1859	Ditto	350	450	20 Dec., 1847.
1st Locker	Robert Brock	1 July, 1874	Ditto	225	275	18 May, 1858.
2nd ditto	Thomas M'Koy	1 July, 1874	Ditto	225	275	17 Jan., 1859.
3rd ditto	Charles Kelly	1 July, 1874	Ditto	225	275	18 Jan., 1856.
4th ditto	Frederick Huntley	1 July, 1874	Ditto	225	275	6 July, 1859.
5th ditto	William Robertson	1 July, 1874	Ditto	225	275	1 June, 1864.
6th ditto	Thomas Brooks	22 May, 1873	Ditto	200	250	16 July, 1862.
7th ditto	Robert Christison	22 May, 1873	Ditto	200	250	12 April, 1866.
8th ditto	Christopher Warburton	22 May, 1873	Ditto	200	250	30 Oct., 1859.
9th ditto	Henry Ikin	22 May, 1873	Ditto	200	250	23 April, 1860.
10th ditto	John Baxter	22 May, 1873	Ditto	200	250	6 Mar., 1865.
11th ditto	John Borghurst Spencer	22 May, 1873	Ditto	200	250	18 Dec., 1862.
12th ditto	Samuel Harper	22 May, 1873	Ditto	200	250	14 Nov., 1862.
13th ditto	Samuel Matthew Beard	22 May, 1873	Ditto	200	250	1 Jan., 1872.
14th ditto	Anthony Charles Donelan	22 May, 1873	Ditto	200	250	16 Aug., 1861.
15th ditto	Michael Fay	22 May, 1873	Ditto	200	250	15 Oct., 1861.
16th ditto	Edward Chapman	1 July, 1874	Ditto	200	250	22 May, 1873.
17th ditto	Arthur Tidman Lloyd	27 July, 1874	Ditto	200	250	27 July, 1874.
				£	s. d.	
Collector's Messenger (1)[1]	.....	.....	Collector of Customs	150	0 0	
Long Room ditto (1)	.....	.....	Ditto	135	0 0	
Warrant Officers (3)	.....	.....	Ditto (2 at / 1 at)	130 / 75	0 0	each.
Boy Messengers (5)	.....	.....	Ditto	50	0 0	,,
Coxswains (2)	.....	.....	Colonial Treasurer	120	0 0	,,
Boatmen (6)	.....	.....	Ditto	108	0 0	,,
Housekeeper (1)[1]	.....	.....	Collector of Customs	60	0 0	
Watchman (1)	.....	.....	Colonial Treasurer	114	0 0	
OUT-PORT BRANCH.						
BOTANY BAY.						
Coast Waiter	Michael MacDermott[2]	19 May, 1868	Governor and Executive Council	250	0 0	6 June, 1854.
Boatmen (4)	.....	.....	Coast Waiter	108	0 0	each.
BROKEN BAY.						
Coast Waiter	Albert Thomas Black	1 Oct., 1868	Governor and Executive Council	250	0 0	25 April, 1867.
Boatmen (4)	.....	.....	Coast Waiter	108	0 0	each.
NEWCASTLE.						
Sub-Collector	William R. Logan[3]	1 April, 1870	Governor and Executive Council	450	0 0	22 Feb., 1848.
Landing Waiter (Morpeth)	Thomas Trimble[4]	1 April, 1870	Ditto	300	0 0	18 Oct., 1859.
Landing Waiter	James Edward Hannell	1 July, 1874	Ditto	225 to 30 June. / 275 from 1 July.	0 0	1 Jan., 1867.
Tide Surveyor	William James Browne	20 May, 1873	Governor and Executive Council	250 to 30 June. / 300 from 1 July.	0 0	18 Aug., 1864.
Locker	John Halbert	9 July, 1874	Ditto	200 to 30 June. / 250 from 1 July.	0 0	9 July, 1874.
Clerks	William Henry Whyte	1 July, 1874	Ditto	200 to 30 June. / 250 from 1 July.	0 0	19 Jan., 1869.
	William Clay Rush	9 July, 1874	Ditto	150 to 30 June. / 200 from 1 July.	0 0	9 July, 1874.

[1] Allowed quarters, fuel, and light. [2] Allowed quarters. [3] Allowed £50 per annum for house rent. [4] Allowed £20 per annum for office rent.
* Services not continuous.

Office.	Name.	Date of Appointment.	By whom appointed, and under what Instrument.	Annual Salary. £ s. d.	Date of first Appointment under the Colonial Government.
COLONIAL TREASURER—CUSTOMS—*continued.*					
OUT-PORT BRANCH—*continued.*					
NEWCASTLE—*continued.*					
Warrant Officer (1)	.....	.....	Colonial Treasurer	120 0 0 to 30 June. 170 0 0 from 1 July.	
Assistant to the Officer at Morpeth (1)	.....	.....	Ditto	50 0 0	
Coxswain (1)	.....	.....	Governor	144 0 0	
Boatmen (3)	.....	.....	Sub-Collector	108 0 0	each.
GRAFTON.					
Sub-Collector	Charles Travers Grant[1]	1 Dec., 1864	Governor and Executive Council	275 0 0	10 Jan., 1859.
Landing Waiter (Clarence Heads).	Arthur Hood Pegus[2]	6 April, 1870	Ditto	200 0 0	3 May, 1864.
Coxswain (1)	.....	.....	Sub-Collector	120 0 0	
Boatmen (3)	.....	.....	Ditto	108 0 0	each.
EDEN.					
Sub-Collector	George Plunkett Keon[3]	20 Sept., 1856	Governor and Executive Council	300 0 0	28 Dec., 1845.
Coxswain (1)	.....	.....	Governor	132 0 0	
RICHMOND RIVER.					
Sub-Collector	Frederick J. Eaton[3]	1 Mar., 1871	Governor and Executive Council	200 0 0	1 Sept., 1869.
Boatmen (2)	.....	.....	Sub-Collector	108 0 0	each.
TWEED RIVER.					
Sub-Collector	Thomas Carrick[4]	1 Jan., 1871	Governor and Executive Council	250 0 0	1 Jan., 1871.
OFFICERS OF CUSTOMS.					
Wollongong	Frederick Reynolds Cole	1 Sept., 1865	Ditto	52 0 0	1 Sept., 1865.
Kiama	Henry Connell, jun.	11 July, 1864	Ditto	52 0 0	21 Aug., 1844.
Shoalhaven	William Lovegrove	1 Jan., 1873	Ditto	52 0 0	1 Jan., 1857.
Macleay River	John Bartholomew Casey	25 May, 1864	Ditto	25 0 0	21 April, 1853.
Port Stephens	Charles A. Kepert	9 June, 1873	Ditto	52 0 0	9 June, 1873.
BORDER BRANCH.					
MURRAY RIVER.					
Moama.					
Sub-Collector	Charles Edward Gordon[5]	1 May, 1864	Ditto	400 0 0	4 May., 1853.
Assistant Officers of Customs	James Boyd[6]	5 Feb., 1874	Ditto	200 0 0	5 Feb., 1874.
	John Kennedy[6]	5 Feb., 1874	Ditto	200 0 0	5 Feb., 1874.
Clerk	John M. Duncan	1 Aug., 1875	Ditto	175 0 0	1 Aug., 1875.
Messenger (1)	.....	.....	Sub-Collector	96 0 0	
Albury.					
Sub-Collector	John Swyny[5]	4 July, 1868	Governor and Executive Council	300 0 0	18 Jan., 1859.
Clerk	Patrick Joyce[7]	1 Feb., 1872	Ditto	200 0 0	1 Feb., 1872.
Assistant Officer of Customs	James Johnstone[7]	1 Feb., 1872	Ditto	200 0 0	1 Feb., 1872.
Acting Assistant Officer of Customs, Upper Murray	Gordon Bruce	1 Jan., 1875	Ditto	25 0 0	17 July, 1866.
Watchman (1)	.....	.....	Sub-Collector	96 0 0	
Howlong.					
Officer of Customs	William Augustus Hunt[8]	1 Feb., 1873	Governor and Executive Council	200 0 0	12 July, 1852.*
Wentworth.					
Sub-Collector	William Lyle Richardson[9]	18 Aug., 1864	Ditto	Nil.	11 Nov., 1862.
	succeeded by Daniel Joseph M'Kenry[7]	1 Sept., 1875	Ditto	250 0 0	3 Nov., 1864.
Searcher and Night-watch	Daniel Joseph M'Kenry[10]	3 Nov., 1864	Ditto	175 0 0	3 Nov., 1864.
Messenger (1)	.....	.....	Colonial Treasurer	96 0 0	
Swan Hill.					
Sub-Collector	John Wyse[11]	18 Aug., 1864	Governor and Executive Council	250 0 0	1 Aug., 1862.
Euston.					
Sub-Collector	John O'Donnell[11]	18 Aug., 1864	Ditto	250 0 0	17 April, 1862.
Corowa.					
Sub-Collector	Pierce Nihill[12]	20 May, 1873	Ditto	250 0 0	11 July, 1861.
Assistant Officer of Customs	Thomas Tayton Faris[1]	1 Jan., 1875	Ditto	150 0 0	1 Jan., 1875.
Bridge Keeper (1)	.....		Colonial Treasurer	104 0 0	
Tocumwal.					
Sub-Collector	John Bruton[7]	1 Feb., 1872	Governor and Executive Council	250 0 0	23 Aug., 1864.
Queensland Border. MARYLAND.					
Sub-Collector	George Lynch Hill[13]	1 Jan., 1871	Ditto	250 0 0	13 April, 1869.

[1] Allowed £50 per annum in lieu of quarters. [2] Allowed £60 per annum in lieu of quarters. [3] Allowed quarters. [4] Allowed £36 per annum in lieu of quarters. [5] Allowed quarters, and £50 per annum for forage. [6] Allowed £25 per annum in lieu of quarters. [7] Allowed £25 per annum in lieu of quarters, and £50 per annum for forage. [8] Allowed £20 per annum for office rent, £25 per annum in lieu of quarters, and £50 per annum for forage. [9] Allowed £50 per annum for forage,—To the 31st August. [10] Allowed £25 per annum in lieu of quarters—To 31st August—promoted. [11] Allowed £20 per annum for office rent, and £50 per annum for forage. [12] Allowed £20 per annum for office rent, and £50 per annum in lieu of quarters; also £50 per annum for forage. [13] Allowed £78 per annum in lieu of quarters. *Services not continuous.

Office.	Name.	Date of Appointment.	By whom appointed, and under what Instrument.	Annual Salary. £ s. d.	Date of first Appointment under the Colonial Government.
COLONIAL TREASURER—CUSTOMS—*continued.*					
INLAND BONDED WAREHOUSES.					
WAGGA WAGGA.					
Locker	John Green[1]	1 Aug., 1868	Governor and Executive Council	250 0 0	1 July, 1857.
Acting Customs Officer	Henry Baylis	1 Jan., 1875	Ditto	25 0 0	9 Aug., 1852.
BOURKE.					
Locker	Michael Nolan[2]	1 Nov., 1874	Ditto	250 0 0	1 Nov., 1874.
	succeeded by Malcolm Scrymgour[1]	15 July, 1875	Ditto	250 0 0	15 July, 1875.
Acting Sub-Collector	Alexander O. Grant	1 Jan., 1873	Ditto	52 0 0	27 Jan., 1846.*

[1] Allowed £50 per annum in lieu of quarters. [2] Allowed £50 per annum in lieu of quarters—To the 13 July—Deceased. * Services not continuous.

NOTE.—The following officers give security:—Collector of Customs, £6,000; Sub-Collector, Newcastle, £1,000; 2nd Clerk and Cashier, Landing Surveyors, Landing Waiters (Landing Waiter, Clarence Heads, £200), Tide Surveyors, Warehouse Keeper, Coast Waiters, Lockers, at Wagga Wagga and Bourke, and Sub-Collectors at Grafton, Richmond River, Eden, Tweed River, Maryland, Moama, Tocumwall, Wentworth, and Euston, each £500; Chief Clerk, Clerks, Lockers, Searchers, and Assistant Officers of Customs, and Officer of Customs at Howlong, each £100; Sub-Collectors at Albury, Swan Hill, and Corowa, each £200.

COLONIAL DISTILLERIES AND SUGAR REFINERIES.

Chief Inspector of Distilleries and Sugar Refineries.	Henry Lumsdaine	1 Dec., 1859	Governor and Executive Council, by Commission.	675 0 0	1 Dec., 1845.
		1 May, 1863			
Senior Inspectors of Distilleries.[1]	Robert Blake	1 Jan., 1851	Governor, by Commission	450 0 0	1 Feb., 1840.
	George H. Barney	5 Oct., 1858	Governor and Executive Council, by Commission.	450 0 0	14 April, 1855.
Inspectors of Distilleries[1]	John Wye Weekes	1 Aug., 1868	Ditto	400 0 0	9 June, 1863.
	Dalway Bell	18 May, 1873	Governor and Executive Council	350 0 0	1 June, 1867.
	George Waring	1 June, 1873	Ditto	350 0 0	29 April, 1862.*
	Clunes Gordon Reid	9 June, 1873	Ditto	350 0 0	29 Aug., 1859.
Senior Inspector of Sugar Refineries.	Henry R. Smith	9 June, 1863	Ditto	325 0 0	19 Jan., 1857.
Inspector of Sugar Refineries.	Thomas Cains Jamison	1 Aug., 1868	Ditto	300 0 0	15 July, 1846.*
Clerk	John Row[2]	1 Sept., 1874	Colonial Treasurer	100 0 0	1 Sept., 1874.
	succeeded by Richard B. Hays[3]	1 Sept., 1875	Ditto	100 0 0	1 Sept., 1875.
	succeeded by David Murdoch	23 Nov., 1875	Ditto	100 0 0	23 Nov., 1876.
Watchman (1)	.....	.....	Ditto	100 0 0	
Gatekeeper (1)	.....	.....	Chief Inspector of Distilleries &c.	100 0 0	
Messenger (1)	.....	.....	Ditto	70 0 0	
Boatman for Harwood Island.[1]	.....	.....	Colonial Treasurer	96 0 0	

[1] Allowed at the rate of £50 per annum for house rent during their service at the Harwood Island Distillery. [2] To 30 August. [3] To 5 October.
* Services not continuous.

NOTE.—The following officers give security for the amounts set opposite their respective names:—Chief Inspector, £1,000; Inspectors., £300 each.

STORE BRANCH OF THE TREASURY.

Superintendent of Stores	Lancelot Iredale Brennand[1]	1 July, 1864	Governor and Executive Council	400 0 0	8 Jan., 1855.
First Clerk	Andrew Miller Dick[2]	1 Jan., 1869	Ditto	175 0 0	1 Jan., 1869.
	succeeded by James M'Veigh	1 Mar., 1875	Ditto	175 0 0	4 July, 1873.
Clerk	George O'Donnell	29 Apl., 1869	Ditto	150 0 0	29 April, 1869.
Assistant Clerk	James M'Veigh[3]	4 July, 1873	Ditto	125 0 0	4 July, 1873.
	succeeded by Andrew Miller Dick[4]	1 Mar., 1875	Ditto	125 0 0	1 Jan., 1869.
	succeeded by John Richard Evans	12 July, 1875	Ditto	125 0 0	12 July, 1875.
Foreman (1)[1]	.....	.....	.....	125 0 0	
Messenger (1)	.....	.....	.....	110 0 0	
Carter (1)	.....	.....	.....	104 0 0	

[1] Allowed a house. [2] To 28 Feb. (see below.) [3] Promoted. [4] To the 2nd July.

PRINTING, BOOKBINDING, STAMPS, AND RAILWAY TICKETS.

Government Printer, and Inspector of Postage Stamps	Thomas Richards[1]	1 June, 1859	Governor and Executive Council, by Commission	600 0 0	7 Feb., 1845.
		17 June, 1859	Governor and Executive Council		
Superintendent	Charles Potter	9 Feb., 1860	Ditto	450 0 0	22 Dec., 1851.
Chief Clerk and Cashier	George Kellick	18 Nov., 1875	Ditto	275 0 0	1 April, 1851.
Accountant	John Steel	7 Dec., 1874	Ditto	250 0 0	11 April, 1872.
Overseers (Night)	George Stephen Chapman	1 Mar., 1874	Ditto	300 0 0	12 Jan., 1852.
(Day)	Walter D'Arrietta	1 Mar., 1874	Ditto	300 0 0	1 July, 1847.
Foreman of Bookbinding Branch.	Augustus Fredk. Furber	15 Nov., 1860	Ditto	300 0 0	5 Nov., 1860.
Foreman of Press Branch	George Alfred Thrum	1 Mar., 1874	Ditto	275 0 0	— Nov., 1843.
Sub-overseers	Peter Buchanan	1 Oct., 1863	Ditto	240 0 0	25 Feb., 1852.
	Charles Griffiths	1 Mar., 1874	Ditto	240 0 0	7 Jan., 1852.
	John Waterman	1 Jan., 1869	Ditto	230 0 0	2 July, 1859.

[1] Gives security as Inspector of Postage Stamps—Inspector £500 ith two sureties, each £250.

Office.	Name.	Date of Appointment.	By whom appointed, and under what Instrument.	Annual Salary. £ s. d.	Date of first Appointment under the Colonial Government.
COLONIAL TREASURER—PRINTING, BOOKBINDING, STAMPS, AND RAILWAY TICKETS—*continued.*					
Publisher	John Stephen Lynch	1 Jan., 1863	Governor and Executive Council	240 0 0	25 July, 1851.
Clerks	George Kellick[1]	23 April, 1856	Ditto	210 0 0	1 April, 1851.
(Sale)	Charles Sydney Ormiston	2 May, 1873	Ditto	200 0 0	1 Oct., 1856.
	Gilbert Johnston	1 June, 1870	Ditto	200 0 0	1 June, 1870.
	Frederick Clinton Levinge	24 Dec., 1868	Ditto	150 0 0	1 July, 1864.
Readers	Frederick Hosier	8 Oct., 1861	Ditto	235 0 0	4 May, 1853.
	Frederick James Ironside	25 Nov., 1861	Ditto	235 0 0	— Aug., 1847.
	Joseph John Spruson	12 Aug., 1864	Ditto	225 0 0	12 Aug., 1864.
	John Charles Ellwood	29 Aug., 1864	Ditto	175 0 0	29 Aug., 1864.
	William M'Kern	1 Dec., 1875	Colonial Treasurer	175 0 0	9 Nov., 1857.
Reviser	Edward Dowling	11 Nov., 1872	Governor and Executive Council	200 0 0	4 Aug., 1856.
Computer	Charles W. Bloomfield	1 Mar., 1874	Ditto	200 0 0 (and 2s. per diem additional)	— June, 1854.
Compositors (12)			Ditto — 2 at	200 0 0 (and 2s. per diem additional)	each.
Compositors (1)			Ditto — 2 at	200 0 0	,,
Compositors (21)			Ditto — 8 at	180 0 0	,,
			Colonial Treasurer	180 0 0	
			Ditto — 18 at	150 0 0	,,
Compositor (acting as Storekeeper). (1)			Ditto — 3 at	0 8 0	per diem, each.
			Governor and Executive Council	200 0 0	
Proofman (1)			Colonial Treasurer	150 0 0	
Machinists (1)			Governor and Executive Council	200 0 0	
Machinists (6)			Ditto — 2 at	180 0 0	each.
			Colonial Treasurer — 1 at	150 0 0	
			Colonial Treasurer — 1 at	0 13 4	per diem.
			Colonial Treasurer — 2 at	0 9 0	,, each.
Assistants do (2)			Ditto — 1 at	0 7 0	,,
			Ditto — 1 at	0 6 0	,,
Pressmen (2)			Governor and Executive Council	180 0 0	each.
Pressmen (3)			Colonial Treasurer	0 8 0	per diem, each.
Bookbinders (4)			Governor and Executive Council — 1 at	200 0 0	
Bookbinders (4)			Governor and Executive Council — 2 at	180 0 0	each.
Bookbinders (4)			Colonial Treasurer — 1 at	180 0 0	
Bookbinders (12)			Ditto — 4 at	150 0 0	,,
Bookbinders (12)			Ditto — 3 at	0 10 0	per diem, each.
Bookbinders (12)			Ditto — 5 at	0 8 0	,, ,,
Publisher's Assistant (1)			Ditto	150 0 0	
Second Assistant (1)			Ditto	0 8 0	per diem.
Paper Rulers (3)			Ditto — 1 at	0 10 0	,,
			Ditto — 2 at	0 8 0	,, each.
Engineer (1)			Ditto	275 0 0	
Fitter (1)			Ditto	0 9 0	,,
Printer's Joiner (1)			Ditto	0 9 0	,,
Messenger (1)			Ditto	104 0 0	
Night Watchman (1)			Ditto	104 0 0	
Office Cleaner (1)			Ditto	50 0 0	
Folders and Sewers (4)			Ditto — 1 at	0 6 0	per diem.
			Ditto — 3 at	0 4 0	,, each.
Improvers & Apprentices— Reading (5) Composing (4) Press (10) Lithographing (3) Bookbinding (5) Paper-ruling (5) Folders and Sewers (10) Publishing (10) Stereotyping (2) Ticket Printing (1) Boy Messengers (2)	(57)		Ditto	At rates varying from 1s. to 8s. per diem, according to length of service.	
STAMP BRANCH.					
Foreman	Abraham Western Chapman	1 Jan., 1857	Governor and Executive Council	300 0 0	1 Jan., 1857.
Printer	Edwin H. Reeve	6 April, 1869	Colonial Treasurer	150 0 0	31 Aug., 1863.
Second Printer	Allan Robertson	1 Jan., 1873	Ditto	150 0 0	29 Oct., 1867.
Assistants	Simeon Atkinson	1 Jan., 1857	Governor and Executive Council	150 0 0	18 Aug., 1856.
,, (2)			Colonial Treasurer — 1 at	0 8 0	per diem.
			Colonial Treasurer — 1 at	0 6 0	,,
TICKET PRINTING.					
Foreman	James Ball	15 June, 1857	Commissioners under Railway Act	275 0 0	15 June, 1857.
Printer	James Huthnance	1 Jan., 1865	Governor and Executive Council	150 0 0	1 Jan., 1865.
PHOTO-LITHOGRAPHY AND LITHOGRAPHIC PRINTING.					
Photo-lithographer and Lithographic Printer.	John Sharkey	1 Jan., 1869	Colonial Treasurer	300 0 0	17 Aug., 1863.
Draftsman	Stephen Mallarky	1 April, 1870	Ditto	250 0 0	1 Nov., 1864.
Photographer (1)			Ditto	175 0 0	
Lithographic Printer (1)			Ditto	0 8 0	per diem.
Assistants (2)			Ditto — 1 at	0 8 0	,,
			Ditto — 1 at	0 7 0	,,

[1] Promoted.

Office.	Name.	Date of Appointment.	By whom appointed, and under what Instrument.	Annual Salary.	Date of first Appointment under the Colonial Government.
				£ s. d.	

COLONIAL TREASURER—*continued.*

COLONIAL MILITARY STORES AND GUNPOWDER MAGAZINES.

Ordnance Storekeeper and Barrack Master.[1]	Alexander Sinclair Paton[2]	1 April, 1871	Governor and Executive Council	300 0 0	28 April, 1862.
	succeeded by Julien Thomas Blanchard..	10 Sept., 1875	Ditto	300 0 0	15 Dec., 1862.
Assistant do. do. ...	Julien Thomas Blanchard[3]	1 April, 1871	Ditto	225 0 0	15 Dec., 1862.
	succeeded by				
Chief Clerk.....	Edwin Cyril Haviland.....	1 Oct., 1875	Ditto	200 0 0	1 Oct., 1875.
Visiting Surgeon	Owen Spencer Evans	1 April, 1871	Ditto	50 0 0	21 Mar., 1861.
Clerks	William David May	1 April, 1871	Ditto	150 0 0	27 Sept., 1870.
(Temporary)	Edward Hore	16 Mar., 1874	Colonial Treasurer	100 0 0	16 Mar., 1874.
Foreman, Goat Island Magazine.	Thomas Rodgers[4].....	1 April, 1871	Governor and Executive Council	175 0 0	30 Sept., 1868.
Foreman, Spectacle Island Magazine.	Thomas James Brady[4].....	1 April, 1871	Ditto	145 0 0	1 April, 1871.
Foreman of Ordnance Stores	Edward Newman[4]	1 April, 1871	Ditto	125 0 0	1 Nov., 1870.
Foreman, Magazine, Gulgong	James Sellman	9 Jan., 1875	Colonial Treasurer.....	7s.6d.per diem	9 Jan., 1875.
Cooper (1)[4].....	.....	.....	Governor and Executive Council	0 6 0	per diem.
Magazine Labourers (9)[4] ...	.....	.....	Ditto	0 5 0	„ each.
Ordnance and Barrack Store Labourers (6).[5]	.....	.....	Ditto	0 5 0	„ „
Magazine Labourers, Newcastle (2).[6]	.....	.....	.....	0 5 0	„ „
Magazine Labourers, Gulgong (2). (1 to 13 July).	.....	9 Jan., 1875	Colonial Treasurer	0 5 0	„ „
Messenger (1).....	.....	8 June, 1874	Ditto	45 0 0	„ „

[1] Allowed a house, fuel and light, and £50 per annum for extra duties. [2] To 8 September—Deceased. [3] Allowed a house; also fuel and light, and 1s. per diem in lieu of rations. To 9 September—Promoted. [4] Allowed quarters; also fuel and light, and 1s. per diem in lieu of rations. [5] Four allowed quarters and all fuel and light. [6] Allowed fuel and light, and 1s. per diem in lieu of rations.

NOTE.—The Floating Magazine at Newcastle is placed under Captain Allan, Harbour Master, who receives £50 per annum for supervision.

HEALTH OFFICERS, &c.

HEALTH OFFICER AND EMIGRATION OFFICER.					
Port Jackson	Haynes Gibbes Alleyne ...	20 July, 1852	Governor.....	530 0 0	11 May, 1848, to — Sept., 1849.*
Clerk	Michael Farrelly	26 Mar., 1863	Governor and Executive Council	175 0 0	1 July, 1855.*
Health Officer, Newcastle	Richard R. S. Bowker ...	21 May, 1863	Ditto	50 0 0	1 Jan., 1862.
	succeeded by Richard Brooks	23 Aug., 1875	Ditto	50 0 0	23 Aug., 1875.
Do. Twofold Bay	George Plunkett Keon ...	4 Aug., 1863	Ditto	Nil	28 Dec., 1845.

* Services not continuous.

QUARANTINE.

Overseer of Stores, and Superintendent of Quarantine, Spring Cove, Sydney Harbour.	John Carroll[1].....	16 Nov., 1841	Governor.....	150 0 0	16 Nov., 1841.
Boatmen (2)[2]	.....	.....	Colonial Treasurer	108 0 0	each.

[1] Allowed a house; also an allowance at the rate of 2s. 6d. per diem for serving out provisions during detention of vessels in quarantine. [2] Allowed quarters.

SHIPPING MASTERS.

SYDNEY.					
Shipping Master	William Edgar Shorter[1] ...	25 May, 1866	Governor and Executive Council	400 0 0	15 Nov., 1855.
Chief Clerk and Deputy Shipping Master.	James Flanagan[1]	23 April, 1868	Ditto	350 0 0	1 Jan., 1854.
First Clerk	John Parker.....	1 June, 1862	Ditto	175 0 0	1 June, 1862.
Clerks	James Thorpe	25 Mar., 1867	Ditto	150 0 0	25 Mar., 1867.
	Henry Edward Maxted ...	1 Jan., 1875	Ditto	150 0 0	1 Jan., 1875.
	Samuel Cameron Reid ...	27 July, 1875	Ditto	100 0 0	27 July, 1875.
Director of Seamen (1) ...	.....	.....	Governor.....	150 0 0	
Seamen's Assistant and Messenger (1).[2]	.....	.....	Ditto	150 0 0	
Officekeeper (1)	.....	.....	Shipping Master	30 0 0	
SHIPPING MASTER, NEWCASTLE.					
Shipping Master	Clarence H. Hannell	10 Mar., 1863	Governor and Executive Council	200 0 0	10 Mar., 1863.
Clerk	J. J. Mason	1 Aug., 1872	Ditto	125 0 0	
Seaman's Runner (1).....	.....	.....	.....	100 0 0	

[1] Gives security—himself in £200, and two sureties in £100 each. [2] Allowed quarters and fuel.

Office.	Name.	Date of Appointment.	By whom appointed, and under what Instrument.	Annual Salary. £ s. d.	Date of first Appointment under the Colonial Government.
			COLONIAL TREASURER—*continued.*		
			MARINE BOARD OF NEW SOUTH WALES.		
President	Francis Hixson[1]	2 April, 1872	Administrator of Government and Executive Council.	650 0 0	1 Jan., 1863.
Wardens	Archibald M'Lean	8 Oct., 1873	Elected by Shipowners	109 4 (Fees.)	8 Oct., 1873.
	John Broomfield	2 April, 1872	Ditto	109 4 (Fees.)	2 April, 1872.
	Hugh Fairclough	2 April, 1872	Ditto	109 4 (Fees.)	2 April, 1872.
	John Brown Watt (Vice-President.)	2 April, 1872	Administrator of Government and Executive Council.	109 4 (Fees.)	2 April, 1872.
	Thomas Watson	2 April, 1872	Ditto	109 4 (Fees.)	—— 1821.
	Henry T. Fox	15 Jan., 1875	Governor and Executive Council	105 0 (Fees.)	23 Feb., 1859.
Secretary	William J. Wilshire[2]	9 April, 1872	Administrator of Government and Executive Council.	400 0 0	1 May, 1855.
	succeeded by George S. Lindeman	1 Mar., 1875	Governor and Executive Council	400 0 0	26 April, 1872.
Engineer Surveyor, Inspector, and Examiner.	Henry Broderick	15 April, 1872	Administrator of Government and Executive Council.	500 0 0	10 Feb., 1853.
Assistant to do.	William Cruickshank	13 May, 1874	Governor and Executive Council	250 0 0	13 May, 1874.
Shipwright Surveyor and Inspector.	Richard Johnson	8 May, 1872	Administrator of Government and Executive Council.	300 0 0	11 Feb., 1862.
Examiner in Navigation and Pilotage.	Richard E. Pym, R.N.	23 April, 1872	Ditto	200 0 0	23 April, 1872.
Examiner in Seamanship and Pilotage.	Thomas Birkenshaw	15 April, 1872	Ditto	175 0 0	15 April, 1872.
Inspector	Alexander Bell	2 April, 1872	Ditto	50 0 0	20 Oct., 1859.
Water Bailiff	William May[3]	12 May, 1874	Governor and Executive Council	200 0 0	12 May, 1874.
	succeeded by Isaac Lee	1 Feb., 1875	Ditto	200 0 0	1 Mar., 1859.
Messenger (1)	.....	2 April, 1872	.....	100 0 0	
CLARENCE RIVER.				Fees:—	
Engineer Surveyor	Patrick L. Fraser	2 April, 1872	Administrator of Government and Executive Council.	16 16 0	30 June, 1866.
Shipwright do.	George Felton[4]	8 Sept., 1873	Governor and Executive Council	3 0 0	8 Sept., 1873.
	succeeded by J. N. Schromberg	18 Aug., 1875	Ditto	7 10 0	18 Aug., 1875.
MACLEAY RIVER.					
Engineer Surveyor	J. Rorison	1 April, 1874	Ditto	12 12 0	1 May, 1870.
Shipwright do.	A. Cockran	30 June, 1865	Ditto	4 10 0	30 June, 1865.
NEWCASTLE.					
Engineer Surveyor	J. P. Fraser[5]	14 Mar., 1865	Ditto	.....	14 Mar., 1865.
	succeeded by D. S. Kirkwood	28 Aug., 1875	Ditto	14 10 0	1 Nov., 1864.
Shipwright do.	Thomas Brooks	18 Feb., 1871	Ditto	10 10 0	18 Feb., 1871.
SHOALHAVEN.					
Engineer Surveyor	D. S. Kirkwood[6]	23 Jan., 1866	Ditto	.....	1 Nov., 1864.
	succeeded by Alexr. Halkett	28 Aug., 1875	Ditto	.....	28 Aug., 1875.
Shipwright do.	J. Johnson	23 Jan., 1866	Ditto	.....	23 Jan., 1866.
PORT MACQUARIE.					
Engineer Surveyor	P. Fairweather	16 July, 1870	Ditto	.....	16 July, 1870.
Shipwright do.	E. Kingsford	25 Oct., 1869	Ditto	.....	26 June, 1858.
MANNING RIVER.					
Engineer Surveyor	P. Fairweather	2 April, 1872	Administrator of Government and Executive Council.	.....	16 July, 1870.
Shipwright do.	J. M'Donald	26 Nov., 1873	Governor and Executive Council	.....	26 Nov., 1873.
LOCAL MARINE BOARD—NEWCASTLE.					
Harbour Master and Chairman.	David Tait Allan[7]	1 Sept., 1858 1 July, 1873	Ditto	450 0 0	1 Sept., 1858.
Members	R. B. Wallace	4 July, 1873	Ditto	54 12 0 (Fees.)	4 July, 1873.
	Herbert Cross	4 July, 1873	Ditto	54 12 0 (Fees.)	4 July, 1873.
	A. A. P. Tighe[8]	4 July, 1873	Ditto	5 5 0 (Fees.)	29 Sept., 1868.*
	succeeded by C. F. Stokes	5 Feb., 1875	Ditto	49 7 0 (Fees.)	18 Dec., 1873.
	E. A. White	5 Feb., 1875	Ditto	49 7 0 (Fees.)	5 Feb., 1875.
Secretary and Inspector	W. F. Wetherill	18 July, 1873	Ditto	250 0 0	18 July, 1873.
Inspector	Alexander Collins[7]	18 July, 1873	Ditto	50 0 0	17 Mar., 1864.
SYDNEY.					
Harbour Master	John Richardson Myhill	1 July, 1864	Ditto	350 0 0	24 Jan., 1854.
Assistant Harbour Masters	Charles Harrold	10 Jan., 1859	Ditto	250 0 0	10 Jan., 1859.
	Alexander Bell	20 Oct., 1859	Ditto	250 0 0	20 Oct., 1859.
Clerk and Accountant	Alfred Hinton	20 Oct., 1864	Ditto	250 0 0	14 May, 1855.
Clerk to Harbour Master	John Lawrence	21 Oct., 1864	Ditto	200 0 0	21 Oct., 1864.
Boatswain (1)	.....	.....	Colonial Treasurer	150 0 0	
Boatmen (18)	.....	.....	Superintendent { 4 at / 14 at }	120 0 0 / 108 0 0 } each.	
LIGHT-HOUSE, SOUTH HEAD.					
Superintendent	Joseph Siddins[5]	1 Jan., 1846	Governor	180 0 0	1 Jan., 1846.
Lightkeepers (2)	.....	.....	Colonial Treasurer	96 0 0	each.
HORNBY LIGHT-HOUSE.					
Superintendent	Isaac Lee[10]	18 Sept., 1873	Governor and Executive Council	180 0 0	1 Mar., 1859.
	succeeded by William May[11]	1 Feb., 1875	Ditto	180 0 0	12 May, 1874.
Lightkeepers (2)[7]	.....	.....	Colonial Treasurer	96 0 0	each.

[1] Gives security—himself in £1,000, and two sureties in £500 each. [2] To 28 February—Resigned. [3] To 31 January—Appointed Superintendent, Hornby Light-house. [4] To 17 August. [5] To 27 August. [6] To 27 August—Appointed Engineer Surveyor, Newcastle. [7] Allowed quarters. [8] To 4 February. [9] Allowed quarters, fuel, and light; also forage for a horse. [10] Allowed quarters, fuel, and light. To 31 January—Appointed Water Bailiff. [11] Allowed quarters, fuel, and light. * Services not continuous.

COLONIAL TREASURER—MARINE BOARD OF NEW SOUTH WALES—*continued.*

Office.	Name.	Date of Appointment.	By whom appointed, and under what Instrument.	Annual Salary. £ s. d.	Date of first Appointment under the Colonial Government.
LIGHT-SHIP "BRAMBLE."					
Superintendent	John Robson[1]	1 Sept., 1863	Governor and Executive Council	180 0 0	21 Oct., 1850.
Lightkeepers (4)[1]	.....	.....	Colonial Treasurer	96 0 0	each.
LIGHT-HOUSE, CAPE ST. GEORGE.					
Superintendent	Henry Gibson[2]	18 Sept., 1873	Governor and Executive Council	180 0 0	8 May, 1858.
Lightkeepers (2)[3]	.....	.....	Colonial Treasurer	96 0 0	each.
LIGHT-HOUSE, PORT STEPHENS.					
Superintendent	Henry Hoadley[4]	11 May, 1864	Governor and Executive Council	180 0 0	1 Mar., 1859.
	succeeded by J. Priest[5]	1 Sept., 1875	Ditto	180 0 0	1 Sept., 1875.
Lightkeepers (2)[3]	.....	.....	Colonial Treasurer	96 0 0	each.
LIGHT-HOUSE, NEWCASTLE.					
Superintendent	Jesse Hannell[1]	1 Jan., 1858	Governor and Executive Council	250 0 0	1 Jan., 1858.
Lightkeepers (2)[1]	.....	.....	Colonial Treasurer	96 0 0	each.
FORT DENISON.					
Lightkeeper (1)[1]	.....	.....	Ditto	96 0 0	
BARRENJUEY.					
Lightkeeper	George Mulhall[3]	9 July, 1868	Ditto	144 0 0	9 July, 1868.
Assistant ditto (1)[3]	.....	.....	Ditto	96 0 0	
WOLLONGONG.					
Lightkeepers (2)[3]	.....	.....	Ditto	96 0 0	each.
ULLADULLA.					
Lightkeeper	William Gambell[3]	1 Mar., 1872	Administrator of Government and Executive Council.	144 0 0	1 Mar., 1872.
NELSON'S BAY.					
Lightkeeper (1)	.....	.....	Colonial Treasurer	96 0 0	
LIGHT-HOUSE, SEAL ROCKS.					
Superintendent	Henry Hoadley[5]	1 Sept., 1875	Governor and Executive Council	180 0 0	1 Mar., 1859.
Lightkeepers (2)[3]	.....	.....	Colonial Treasurer	96 0 0	each.
SYDNEY.				Fees to 30 Nov. / Salary from 1 Dec.	
Sea Pilots[6]	Robert Cork	16 Aug., 1867	Governor and Executive Council	770 3 9 / 350 0 0	16 Aug., 1867.
	Alexander Coutts	16 Aug., 1867	Ditto	748 19 9 / 350 0 0	16 Aug., 1867.
	David Christison	1 Feb., 1868	Ditto	755 17 3 / 350 0 0	1 Feb., 1868.
	Andrew William Jack	20 Aug., 1870	Ditto	819 17 11 / 350 0 0	20 Aug., 1870.
	Joseph Creer	1 Nov., 1873	Ditto	755 0 3 / 350 0 0	1 Nov., 1873.
PILOT STEAMER "THETIS."					
Master	Charles Smith[1]	17 Nov., 1875	Ditto	400 0 0	17 Nov., 1875.
Mate	George Peacock[1]	19 Nov., 1875	Ditto	200 0 0	19 Nov., 1875.
1st Engineer	James Blackadder[1]	16 Nov., 1875	Ditto	240 0 0	16 Nov., 1875.
2nd Engineer	John Dowdell[1]	16 Nov., 1875	Ditto	168 0 0	16 Nov., 1875.
Firemen (4)[3]	.....	16 Nov., 1875	President	120 0 0	each.
Boatmen (10)[7]	.....	1 Dec., 1875	Ditto	108 0 0	,,
Lookout-men (2)	.....	1 Dec., 1875	Ditto	108 0 0	,,
Cook and Providore (1)[7]	.....	1 Dec., 1875	Ditto	108 0 0	,,
Apprentice (1)[7]	.....	1 Dec., 1875	Ditto	52 0 0	
TWOFOLD BAY.					
Harbour Master	Bourne Russell, junior[3]	1 Aug., 1860	Governor and Executive Council	250 0 0	1 Aug., 1860.
Boatmen (3)[3]	.....	.....	Superintendent	108 0 0	each.
NEWCASTLE.					
Assistant Harbour Master	Alexander Collins[7]	1 Jan., 1869	Governor and Executive Council	250 0 0	17 Mar., 1864.
Clerk to Harbour Master	Clarence H. Hannell	10 Mar., 1863	Ditto	150 0 0	10 Mar., 1863.
Pilots[7]	James Taylor	9 Sept., 1858	Ditto	250 0 0	9 Sept., 1858.
	G. Melville	1 Aug., 1873	Ditto	250 0 0	1 Aug., 1873.
	David Powell	1 Oct., 1873	Ditto	250 0 0	10 July, 1859.
	Joseph H. Dagwell	21 Mar., 1864	Ditto	250 0 0	20 Oct., 1863.
Assistant Pilots[7]	J. Bain	12 May, 1873	Ditto	175 0 0	12 May, 1873.
	Henry Newton	1 Oct., 1873	Ditto	175 0 0	1 Oct., 1873.
Carpenter (1)[7]	.....	.....	Colonial Treasurer	140 0 0	
Boatmen (20)[7]	.....	.....	Superintendent	108 0 0	each.
Pilot, Richmond River[7]	George R. Easton	1 April, 1855	Governor	175 0 0	1 April, 1855.
Boatmen (5)[7]	.....	.....	Superintendent (1 at / 4 at)	120 0 0 / 108 0 0	each.
Pilot, Clarence River[7]	Francis Freeburn	10 Jan., 1854	Governor	175 0 0	10 Jan., 1854.
Boatmen (4)[7]	.....	.....	Superintendent	108 0 0	each.
Pilot, Macleay River[7]	John Burrows Garrard	3 Aug., 1864	Governor and Executive Council	175 0 0	12 Nov., 1862.
Boatmen (4)[7]	.....	.....	Superintendent	108 0 0	each.
Pilot, Manning River[7]	Joseph Bradley[8]	15 May, 1863	Governor and Executive Council	175 0 0	15 May, 1863.
	succeeded by John Muir	16 April, 1875	Ditto	175 0 0	16 April, 1875.
Boatmen (4)[7]	.....	.....	Superintendent	108 0 0	each.
Pilot, Port Macquarie[7]	Edward St. A. Kingsford	26 June, 1858	Governor and Executive Council	175 0 0	26 June, 1858.
Boatmen (4)[7]	.....	.....	Superintendent	108 0 0	each.

[1] Allowed quarters, fuel, and light. [2] Allowed quarters, fuel, and light, and forage for a horse. [3] Allowed quarters and light. [4] Allowed quarters and light and forage for a horse.—To 31 August, appointed Superintendent of Light-house, Seal Rocks. [5] Allowed quarters and light and forage for a horse. [6] Paid by fees to 30 November, up to which date the Pilots provided their own boats and boatmen. [7] Allowed quarters. [8] To 25 March.

Office.	Name.	Date of Appointment.	By whom appointed, and under what Instrument.	Annual Salary.	Date of first Appointment under the Colonial Government.
				£ s. d.	
COLONIAL TREASURER—MARINE BOARD OF NEW SOUTH WALES—*continued.*					
Pilot, Moruya[1]	Robert Mossman Tranent	1 April, 1871	Governor and Executive Council	175 0 0	1 April, 1871.
Boatmen (2)[1]	.....	.....	Superintendent	108 0 0	each.
Pilot, Bellinger River[1]	Thomas Stewart	23 July, 1868	Governor and Executive Council	175 0 0	23 July, 1868.
Boatmen (4)[1]	.....	.....	Superintendent	108 0 0	each.
Pilot, Tweed River[1]	William M'Gregor	17 June, 1870	Governor and Executive Council	175 0 0	17 June, 1870.
Boatmen (4)[1]	.....	.....	Superintendent	108 0 0	each.
Pilot, Wollongong[1]	Robert Houslar	2 July, 1867	Governor and Executive Council	175 0 0	2 July, 1867.
Pilot, Shoalhaven[1]	John Craig	10 Oct., 1872	Ditto	175 0 0	10 Oct., 1872.
Boatmen (4)[1]	.....	.....	Superintendent	108 0 0	each.
Pilot, Nambucca River[1]	W. J. Whaites	13 May, 1874	Governor and Executive Council	175 0 0	13 May, 1874.
Boatmen (2)[1]	.....	.....	Superintendent	108 0 0	each.
Pilot in charge of Moorings, Kiama.	T. Tullock	1 Sept., 1872	Governor and Executive Council	25 0 0	1 Sept., 1872.
Pilot in charge of Moorings, Jerringong.	M. E. Robson[2] succeeded by	1 Sept., 1872	Ditto	15 0 0	1 Sept., 1872.
	H. Tidmarsh	1 Mar., 1875	Ditto	15 0 0	1 Mar., 1875.
Signal Stations—					
Signal Master, Fort Phillip	George J. Moffitt[3]	1 Jan., 1863	Ditto	200 0 0	8 May, 1858.
Assistant	Charles Hanson[4]	1 Jan., 1865	Colonial Treasurer	96 0 0	1 Mar., 1863.
Signal Master, South Head	James Graham[3]	10 Feb., 1852	Governor	180 0 0	15 Oct., 1847.
Junior Clerk	Sydney L. Moffitt[3]	18 Sept., 1873	Colonial Treasurer	100 0 0	18 Sept., 1873.
Telegraph Operators—					
Port Stephens[1]	Henry Hoadley[5] succeeded by	1 July, 1868	Ditto	26 0 0	1 Mar., 1859.
	J. Priest	1 Sept., 1875	Ditto	26 0 0	1 Sept., 1875.
Nelson's Bay[1]	William Glover	21 Oct., 1869	Ditto	52 0 0	21 Oct., 1869.
Port Office	John Lawrence	1 Jan., 1870	Ditto	26 0 0	21 Oct., 1864.
Signal-man, Cape Hawke	(1)[1]	15 June, 1874	Ditto	100 0 0	
Assistant Signal-man, Newcastle (1)[1]	.....	4 June, 1874	Ditto	96 0 0	

[1] Allowed quarters. [2] To 28 February. [3] Allowed quarters, fuel, and light. [4] Allowed quarters and light. [5] To 31 August.

GLEBE ISLAND ABATTOIR.

Inspector	Frederick Oatley[1]	27 Aug., 1860	Governor and Executive Council	300 0 0	21 June, 1849.
Assistant Inspector	Joseph Jager[2]	8 April, 1867	Ditto	150 0 0	8 April, 1867.
Engine-driver (1)	.....	.....	Minister for Works	120 0 0	
Labourers (2)[2]	.....	.....	Colonial Treasurer	80 0 0	each.
Ditto (1)	.....	.....	Ditto	100 0 0	

[1] Allowed forage for a horse. Gives security—Inspector, £500, with two sureties, each £250. [2] Allowed quarters.

BOARD FOR INSPECTING AND MAINTAINING THE SUPPLY OF COLONIAL WARLIKE STORES.

President	Lieut.-Colonel John Soame Richardson.	1 Jan., 1870	Governor and Executive Council	Nil	17 Feb., 1865.
Members	Major Patrick Lindesay Crawford Shepherd.	1 Jan., 1870	Ditto		15 Jan., 1861.
	Captain Francis Hixson	1 Jan., 1870	Ditto		1 Jan., 1863.
	Captain Edward Orpen Moriarty.	1 Jan., 1870	Ditto		1 May, 1849.
	Alexander Sinclair Paton[1]	1 Jan., 1870	Ditto		28 April, 1862.
	Major George John Airey.	24 Jan., 1872	Ditto		1 Aug., 1871.
Secretary	Julien Thomas Blanchard	1 Jan., 1870	Ditto		15 Dec., 1862.

[1] To 8 September—Deceased.

IMPERIAL PENSION OFFICE.

Paymaster	George Evans Labertouche[1]	1 Oct., 1872	Governor and Executive Council	300 0 0	1 Oct., 1872.

[1] Allowed one room adjoining his office—gives security to the amount of £1,000.

PART VIII.

Secretary for Lands,

AND THE

DEPARTMENTS UNDER HIS SUPERVISION AND CONTROL.

SUMMARY.

	PAGE.
Lands	70
Survey of Lands	71
Agents for the Sale of Crown Lands	76
Occupation of Lands	77
Botanic Gardens, &c.	78
Oyster Beds—Inspector of...	78
Medical Attendant to Aborigines	78
Sheep Directors	78
Sheep Inspectors	81
Cattle Inspectors	82
Brands—Registration of	82
Church and School Estates	82
Court of Claims	82
Board for opening Tenders for Runs	82

SECRETARY FOR LANDS.

Office.	Name.	Date of Appointment.	By whom appointed, and under what Instrument.	Annual Salary. £ s. d.	Date of first Appointment under the Colonial Government.
			LANDS.		
Secretary for Lands	James Squire Farnell	14 May, 1872	Administrator of Government and Executive Council, by Commission.	1,500 0 0	14 May, 1872.
	succeeded by				
	Thomas Garrett	10 Feb., 1875	Governor and Executive Council, by Commission.	1,500 0 0	8 Mar., 1865.*
Under Secretary	William Wilberforce Stephen.	1 Oct., 1870	Ditto	800 0 0	1 July, 1852.
Chief Clerk	Abram Orpen Moriarty	1 July, 1873	Governor and Executive Council	600 0 0	10 Jan., 1846.
Clerks	William Blackman	14 June, 1859	Ditto	450 0 0	14 June, 1859.
	HenryLudlowOsborneRich	9 Oct., 1856	Ditto	400 0 0	25 Oct., 1851.
	Lindsay G. Thompson	1 Jan., 1867	Ditto	400 0 0	8 Feb., 1853.
	Charles Alton Thurlow	1 Jan., 1867	Ditto	350 0 0	9 July, 1857.
	Charles Edward Neate	1 Jan., 1867	Ditto	350 0 0	1 Jan., 1859.
	Thomas Hector Johnson	25 Mar., 1862	Ditto	350 0 0	25 Mar., 1862.
	Charles A. Brown	13 Oct., 1862	Ditto	350 0 0	13 Oct., 1862.
	William Conway Edwards	1 Jan., 1867	Ditto	300 0 0	1 Oct., 1865.
	Charles Edward Phillips	1 Jan., 1868	Ditto	300 0 0	10 Jan., 1859.
	Faithful William Croft	1 Jan., 1867	Ditto	250 0 0	23 Feb., 1863.
	George Charles Tompson[1]	1 Jan., 1867	Ditto	250 0 0	1 Sept., 1863.
	Henry Stephen Harpur	1 Jan., 1867	Ditto	250 0 0	2 Oct., 1863.
	John Wiseman	1 Jan., 1867	Ditto	250 0 0	8 April, 1863.
	Edward Patterson	1 Jan., 1867	Ditto	250 0 0	1 Jan., 1866.
	Henry A. Fitzpatrick	18 July, 1870	Ditto	250 0 0	15 Oct., 1866.
	Charles N. J. Oliver	1 Oct., 1873	Ditto	250 0 0	27 Mar., 1866.
	Frederick Williams	1 Jan., 1867	Ditto	250 0 0	15 Jan., 1865.
	Frank Williams	1 Jan., 1867	Ditto	250 0 0	1 Jan., 1866.
	Thomas P. Banks	11 Feb., 1867	Ditto	200 0 0 to 31 Jan.	11 Feb., 1867.
				250 0 0 from 1 Feb.	
	Edmund Bell	1 Mar., 1871	Ditto	200 0 0	21 Aug., 1868.
	Robert Henry Ormiston	1 Aug., 1871	Ditto	200 0 0	18 Jan., 1871.
	John Edwards	1 May, 1872	Ditto	200 0 0	1 May, 1872.
	Thomas E. L. Newman	1 July, 1869	Ditto	200 0 0	1 July, 1869.
	Harry Oswald Robertson	1 July, 1869	Ditto	200 0 0	1 July, 1869.
	Theodore Horton	1 Sept., 1873	Ditto	200 0 0	14 Aug., 1871.
	Harris Curry	14 Nov., 1871	Ditto	200 0 0	14 Nov., 1871.
	William Macdonald	23 Nov., 1871	Ditto	150 0 0 to 31 Jan.	23 Nov., 1871.
				200 0 0 from 1 Feb.	
	Charles L. C. Badham[2]	16 Sept., 1872	Ditto	150 0 0	9 Aug., 1870.
	James Tompson[3]	1 July, 1869	Ditto	150 0 0	1 July, 1869.
	William H. Tunks	1 Oct., 1872	Ditto	150 0 0	29 Aug., 1872.
	F. D. A. Korff[4]	10 Nov., 1871	Ditto	150 0 0	10 Nov., 1871.
	Nathaniel Wallis	12 Oct., 1872	Ditto	150 0 0	12 Oct., 1872.
	Molyneux H. D. Nepean[5]	17 Aug., 1872	Ditto	150 0 0	17 Aug., 1872.
	Claude Arnold	1 Nov., 1873	Ditto	150 0 0	1 Nov., 1873.
	Edye Stobo	10 Nov., 1874	Ditto	150 0 0	15 July, 1872.
	Hubert Rich	24 July, 1871	Ditto	150 0 0	24 July, 1871.
	Joseph D. Donovan	29 Aug., 1872	Ditto	100 0 0 to 31 Jan.	29 Aug., 1872.
				150 0 0 from 1 Feb.	
	Charles Cope	1 Oct., 1872	Ditto	100 0 0 to 31 Jan.	1 Oct., 1872.
				150 0 0 from 1 Feb.	
	Thomas W. Garrett	1 Jan., 1874	Ditto	150 0 0	1 Jan., 1874.
	W. H. Capper	1 Jan., 1874	Ditto	150 0 0	1 Jan., 1874.
	M. Lackey	1 Dec., 1873	Ditto	150 0 0	1 Dec., 1873.
	J. R. Macdonald	1 Feb., 1873	Ditto	150 0 0	1 Feb., 1873.
	L. H. L. Evans	15 Aug., 1875	Ditto	150 0 0	15 Aug., 1875.
	A. Salwey	1 July, 1875	Ditto	100 0 0 to 31 Aug.	1 July, 1875.
				150 0 0 from 1 Sept.	
	E. Hanrahan[6]	15 Sept., 1875	Ditto	150 0 0	15 Sept., 1875.
	John T. Lock	20 Sept., 1875	Ditto	100 0 0 to 30 Sept.	20 Sept., 1875.
				150 0 0 from 1 Oct.	
	James P. Croft	1 Oct., 1875	Ditto	150 0 0	1 Oct., 1875.
	Stephen Punch	13 Dec., 1875	Ditto	150 0 0	15 May, 1869.
	W. Ardill	5 May, 1871	Ditto	100 0 0	5 May, 1871.
	John G. Neale	7 July, 1874	Ditto	100 0 0	7 July, 1874.
	James Bailie	12 Nov., 1874	Ditto	100 0 0	12 Nov., 1874.
	S. F. F. Milford	15 April, 1875	Ditto	100 0 0	15 April, 1875.

[1] To 31 January—Appointed Commissioner of Crown Lands. [2] To 31 January—Appointed Land Agent, Urana. [3] To 30 June—Appointed Assistant Land Agent, Young. [4] To 31 August—Appointed Assistant Land Agent, Wagga Wagga. [5] To 31 August—Appointed Assistant Land Agent, Murrurundi. [6] To 30 November—Appointed Assistant Land Agent, Dubbo. * Services not continuous.

Office.	Name.	Date of Appointment.	By whom appointed, and under what Instrument.	Annual Salary.	Date of first Appointment under the Colonial Government.
				£ s. d.	
SECRETARY FOR LANDS—*continued.*					
				per diem.	
Temporary Clerks	Henry T. J. Oliver[1]	8 Nov., 1871	Minister for Lands	7/ to 31 Mch. 7/6 fr. 1 Apl.	8 Nov., 1871.
	Charles Catton	13 June, 1874	Ditto	7/6 to 31 Oct. 8/6 fr. 1 Nov.	13 June, 1874.
	W. A. Manton	16 April, 1875	Ditto	7/6 to 31 July 8/6 fr. 1 Aug.	10 Sept., 1874.
	J. H. North	1 May, 1875	Ditto	7/6 to 31 July 8/6 fr. 1 Aug.	1 May, 1875.
	George Sharp	17 May, 1875	Ditto	7/6 to 30 Sep. 8/6 fr. 1 Oct.	17 May, 1875.
	James S. Unwin	1 July, 1875	Ditto	7/6 to 31 July 8/6 fr. 1 Aug.	1 Aug., 1857.*
	Frederick Hepworth[2]	6 Sept., 1875	Ditto	7/6 per diem	6 Sept., 1875.
	J. A. Edwards	9 Sept., 1875	Ditto	7/6 per diem	9 Sept., 1875.
	Frederick Brewer	12 Nov., 1874	Ditto	5/ to 31 Oct. 7/6 fr. 1 Nov.	12 Nov., 1874.
	W. D. Higgins	1 Nov., 1875	Ditto	7/6 per diem	1 Nov., 1875.
	J. J. R. Miles	1 July, 1875	Ditto	100 0 0	1 July, 1875.
	Thomas Ward	19 April, 1875	Ditto	50 0 0 to 30 Sept. 75 0 0 from 1 Oct.	19 Apl., 1875.
	J. N. Devlin	1 Jan., 1874	Ditto	50 0 0 to 30 Sept. 75 0 0 from 1 Oct.	1 Jan., 1874.
	Robert C. Oatley	8 Feb., 1875	Ditto	50 0 0	8 Feb., 1875.
	James T. Evans	9 Sept., 1875	Ditto	50 0 0	9 Sept., 1875.
	George J. Neale	9 Sept., 1875	Ditto	50 0 0	9 Sept., 1875.
Messengers (5)	.....	.....	.....	1[3] at £150 1 at 110 1 at 100 1 at 75 1 at 60	
Officekeepers (2)	.....	.....	.....	1[4] at 75 1 at 46	
Watchman (1)	.....	.....	.....	114 0 0	

[1] To 31 October—Appointed Assistant Land Agent, Hay. [2] To 30 November—Appointed Assistant Land Agent, Singleton. [3] Allowed quarters, fuel, and light. [4] Allowed quarters. * Services not continuous.

SURVEY OF LANDS.

Surveyor General	Philip Francis Adams[1]	17 Mar., 1868	Governor and Executive Council	1,000 0 0	19 Sept., 1857.
Deputy Surveyor General	Robert David Fitzgerald	1 Jan., 1873	Ditto	800 0 0	1 Aug., 1856.
District Surveyors	Edward Fisher	1 Jan., 1863	Ditto	730 0 0	1 Feb., 1858.
	Edward Twynam	1 Jan., 1863	Ditto	730 0 0	24 Nov., 1855.
	William Albert Braylesford Greaves[3].	25 May, 1863	Ditto	730 0 0	15 Feb., 1853.
	James Holbrook Wood[4]	1 Aug., 1866	Ditto	730 0 0	1 Dec., 1860.
	Thomas Evans[5]	1 Dec., 1871	Ditto	730 0 0	1 July, 1860.
	Arthur Dewhurst[3]	1 Jan., 1875	Ditto	730 0 0	8 June, 1858.
	Constantine Francis Bolton	1 Jan., 1875	Ditto	730 0 0	10 April, 1860.
	Edward Henry Arnheim[6]	7 June, 1875	Ditto	730 0 0	24 July, 1864.
	James Campsie Dalglish	7 June, 1875	Ditto	730 0 0	5 June, 1867.
	Arthur Charles Betts[6]	7 June, 1875	Ditto	730 0 0	1 May, 1868.
1st Class Surveyors	John Williams Deering	1 Aug., 1866	Ditto	630 0 0	18 Feb., 1863.
	Edward Henry Arnheim[8]	1 Sept., 1871	Ditto	630 0 0	24 July, 1864.
	Patrick Riddle Donaldson[4]	7 Oct., 1871	Ditto	630 0 0	1 Dec., 1864.
	James Campsie Dalglish[8]	1 Jan., 1872	Ditto	630 0 0	5 June, 1867.
	Henry Vansittart Evans[3]	1 Jan., 1874	Ditto	630 0 0	1 May, 1868.
	Arthur Charles Betts[8]	1 Jan., 1874	Ditto	630 0 0	1 Mar., 1868.
	Francis Benson William Woolrych.	1 Jan., 1875	Ditto	630 0 0	1 June, 1855.*
	Joseph Wilter Allworth[3]	1 Jan., 1875	Ditto	630 0 0	1 Aug., 1863.
	Francis George Finley[3]	1 Jan., 1875	Ditto	630 0 0	29 Jan., 1874.
	Henry Augustus Crouch	1 Jan., 1875	Ditto	630 0 0	1 Feb., 1874.
	Robert John Campbell	1 Jan., 1875	Ditto	630 0 0	14 Oct., 1863.
2nd Class Surveyors	Thomas Henry Smith[3]	1 July, 1874	Ditto	530 0 0	1 Sept., 1864.
	Thomas James Chamberlain	1 Jan., 1875	Ditto	530 0 0	19 Jan., 1872.
	Adelbert Schleicher	1 May, 1875	Ditto	530 0 0	23 Jan., 1873.
	Charles Howard Wansbrough.	1 Aug., 1875	Ditto	530 0 0	1 Aug., 1875.
	Thomas Charles M'Cord	24 Sept., 1875	Ditto	530 0 0	3 Feb., 1874.
	Robert M'Donald	22 Nov., 1875	Ditto	530 0 0	22 July, 1870.
	James Thomas Atchison	22 Dec., 1875	Ditto	530 0 0	1 April, 1867.

[1] Allowed £50 per annum in lieu of forage for a horse. Gives security to the amount of £200. [2] Allowed £100 per annum from Church and School Fund. Examination for license to survey; also of Cadets for drawing staff—paid by fees. [3] Allowed £50 per annum in lieu of forage for a horse. [4] Allowed £25 per annum in lieu of forage. [5] Allowed £20 in lieu of office rent. [6] Allowed £50 per annum in lieu of forage for a horse from 7 June. [7] Allowed £50 per annum in lieu of forage from 1 July. [8] Promoted. * Services not continuous.

NOTE.—The amount shown as salary against each of the Staff Surveyors includes a sum of £230 for equipment allowance, out of which the Surveyor provides himself with every requisite for field duty and means of ordinary transport. Each Surveyor is also allowed four men, who are paid, on an average, at the rate of 4s. each per diem, including rations, and one Overseer or Assistant at 6s. per diem.

Office.	Name.	Date of Appointment.	By whom appointed, and under what Instrument.	Annual Salary.	Date of first Appointment under the Colonial Government.
				£ s. d.	
SECRETARY FOR LANDS—SURVEY OF LANDS—*continued.*					
Chief Draftsman	*John Shedden Adam	1 May, 1862	Governor and Executive Council	600 0 0	23 Oct., 1848.
1st Class Draftsmen	*Thomas Harvie Lewis	13 Aug., 1859	Ditto	500 0 0	1 Feb., 1849.
	*John Wolston Ellis	1 Jan., 1863	Ditto	450 0 0	28 Sept., 1853.
	*James Alexander Colin Willis.	1 Jan., 1865	Ditto	450 0 0	18 Feb., 1854.
	*John Sangster	6 Aug., 1867	Ditto	400 0 0	1 Oct., 1857.
	*Charles Edward Finch	1 Jan., 1873	Ditto	400 0 0	1 July, 1860.
	*Alexander Johnson	1 Jan., 1873	Ditto	350 0 0	5 July, 1858.
	*John Stack	1 Jan., 1875	Ditto	350 0 0	4 June, 1860.
2nd Class Draftsmen	Henry Hall[1]	1 Jan., 1865	Ditto	300 0 0	1 April, 1860.
	*William Anthony Trengrouse.	1 Jan., 1866	Ditto	300 0 0	16 Sept., 1855.
	*Frederick William Rutter.	1 April, 1866	Ditto	300 0 0	1 Aug., 1860.
	*Arthur James Stopps	1 Jan., 1864	Ditto	300 0 0	1 Jan., 1864.
	*Thomas Stevens	1 Jan., 1864	Ditto	300 0 0	1 Jan., 1864.
	*John Frederick Goggin	1 Jan., 1867	Ditto	300 0 0	17 Aug., 1863.
	*George Lewis	1 Mar., 1867	Ditto	300 0 0	1 Oct., 1862.
	*Walter Dickinson Armstrong.	6 Aug., 1867	Ditto	300 0 0	19 Jan., 1863.
	*William Freeman	16 May, 1870	Ditto	300 0 0	1 Oct., 1862.
	*Edwd. Maber Spark Gerard	1 Jan., 1871	Ditto	300 0 0	8 June, 1864.
	*George Long	7 Nov., 1868	Ditto	300 0 0	27 April, 1864.
	*Frederick William Watt	1 July, 1872	Ditto	300 0 0	15 June, 1863.
	*Daniel Henry Chisholm	1 July, 1872	Ditto	300 0 0	20 July, 1864.
	*Theodore Elwin	1 Jan., 1873	Ditto	300 0 0	5 Oct., 1865.
	*Thomas Felician Callachor	1 Jan., 1873	Ditto	300 0 0	1 Jan., 1865.
	*Henry Alexander Allan	1 Jan., 1873	Ditto	300 0 0	1 May, 1864.
	*Henry Wickham	1 Jan., 1873	Ditto	300 0 0	1 June, 1865.
	*William Houston	1 Jan., 1874	Ditto	250 0 0 to 6 January. 300 0 0 from 7 January.	1 Mar., 1864.
	*Thomas Healey	22 Nov., 1870	Ditto	250 0 0	8 Dec., 1862.
	*Nicholas Trengrouse	1 Jan., 1874	Ditto	250 0 0	16 Sept., 1855.
	*William Baker	19 Oct., 1874	Ditto	250 0 0	1 Jan., 1870.
	*Goodwin Robert Packer	1 Jan., 1875	Ditto	250 0 0	19 Nov., 1868.
	*Stanley Lees Peyton	1 Jan., 1875	Ditto	250 0 0	19 Nov., 1868.
	*John James Walters	1 Jan., 1875	Ditto	250 0 0	1 May, 1868.
	*Maurice O'Connor Blake	1 Jan., 1875	Ditto	250 0 0	1 June, 1869.
	*Michael Canty	1 Jan., 1875	Ditto	250 0 0	1 Jan., 1870.
	*Harry Hare	7 Jan., 1875	Ditto	250 0 0	1 May, 1870.
3rd Class Draftsmen	*Patrick Joseph Hogan	1 Jan., 1864	Ditto	200 0 0	1 Mar., 1858.
	*Harry Hare[2]	28 Mar., 1871	Ditto	200 0 0	1 May, 1870.
	*Arthur John Burnell	1 July, 1872	Ditto	200 0 0	1 July, 1869.
	*Louis George Julien Bennett.	1 July, 1872	Ditto	200 0 0	29 June, 1863.
	*William Henry Hall	1 Sept., 1872	Ditto	200 0 0	1 Jan., 1872.
	John Gordon Smith Robinson.[3]	1 Sept., 1872	Ditto	200 0 0	1 Jan., 1872.
	*Horace Plunkett Rich	1 Sept., 1872	Ditto	200 0 0	1 July, 1869.
	*George John Day	1 Jan., 1873	Ditto	200 0 0	1 Jan., 1872.
	*Albert Richard Gall	1 Jan., 1873	Ditto	200 0 0	1 June, 1871.
	*Charles Edward Rennie	16 Nov., 1873	Ditto	200 0 0	17 Sept., 1872.
	*Gordon Gilhome Martin Stuart Cansdell.	16 Nov., 1873	Ditto	200 0 0	18 Sept., 1872.
	*Arthur John Hare	16 Nov., 1873	Ditto	200 0 0	24 Sept., 1872.
	*Robert William Langstaff	1 Jan., 1874	Ditto	200 0 0	16 Nov., 1873.
	*Arthur Edward Davies	19 Dec., 1874	Ditto	200 0 0	1 Feb., 1874.
	*Reginald George Spencer Bransby.	1 Jan., 1875	Ditto	200 0 0	1 Sept., 1869.
	*James David Reece	1 Aug., 1875	Ditto	200 0 0	1 Aug., 1875.
	*Woolfgang Muller	1 Aug., 1875	Ditto	200 0 0	1 Aug., 1875.
	*George Cayley Robinson	1 Aug., 1875	Ditto	200 0 0	1 Aug., 1875.
	*Charles James Saunders	19 Dec., 1874	Ditto	150 0 0 to 31 October. 200 0 0 from 1 Nov.	1 Feb., 1874.
	*John Thomas Keating	19 Dec., 1874	Ditto	150 0 0	1 May, 1873.
	*James Burt	19 Dec., 1874	Ditto	150 0 0	17 Feb., 1874.
	*John Joseph Casimir Callachor.	19 Dec., 1874	Ditto	150 0 0	16 Nov., 1873.
Supernumerary Draftsmen	*Alfred Frederick Bentley	16 Nov., 1873	Ditto	75 0 0	16 Nov., 1873.
	*Edward James Halliday	19 Dec., 1874	Ditto	75 0 0	19 Dec., 1874.
	*Robert Shelton	19 Dec., 1874	Ditto	75 0 0	19 Dec., 1874.
	*Edwin Hill Johnson	19 Dec., 1874	Ditto	75 0 0	19 Dec., 1874.
	*Peter M'Keon	19 Dec., 1874	Ditto	75 0 0	19 Dec., 1874.
	*William Frederick Day	19 Dec., 1874	Ditto	75 0 0	19 Dec., 1874.
	*Thomas Campbell	19 Dec., 1874	Ditto	75 0 0	19 Dec., 1874.
	*Charles Throsby Arnheim	19 Dec., 1874	Ditto	75 0 0	19 Dec., 1874.
	*John Thomas Small	19 Dec., 1874	Ditto	75 0 0	19 Dec., 1874.
1st Class Draftsman	*Josiah Tayler	1 Jan., 1875	Ditto	350 0 0	1 Jan., 1864.

[1] To 6 January—Deceased. [2] Promoted. [3] To 31 October—Resigned. * A bonus of 25 per cent. was paid to all draftsmen marked thus *.

Office.	Name.	Date of Appointment.	By whom appointed, and under what Instrument.	Annual Salary. £ s. d.	Date of first Appointment under the Colonial Government.
SECRETARY FOR LANDS—SURVEY OF LANDS—*continued.*					
Lithographic Engraver	*George William Sharp	1 Jan., 1869	Governor and Executive Council	300 0 0	1 Oct., 1866.
Assistant do.	*Neil Macdonald	1 Jan., 1871	Ditto	150 0 0	1 Jan., 1871.
Description Writers	*Richard G. Underwood	12 Jan., 1867	Ditto	220 0 0	1 Oct., 1860.
	*William Henry Aylmer	25 Jan., 1875	Ditto	200 0 0	24 July, 1874.
	*Samuel Robinson	30 Dec., 1874	Ditto	100 0 0	30 Dec., 1874.
Lithographic Printers	John Eccles[1]	1 Jan., 1865	Ditto	285 0 0	1 Jan., 1865.
	*John James Slade	1 Jan., 1865	Ditto	235 0 0	1 Jan., 1865.
	Peter Ford	17 Oct., 1871	Ditto	175 0 0	17 Oct., 1871.
Assistant Pressman	John Bernauer	1 Jan., 1874	Ditto	100 0 0	1 Jan., 1874.
Assistant Draftsman, Auction Branch.	*Mordaunt Alister Maclean	1 Jan., 1874	Ditto	150 0 0	18 July, 1870.
Plan Mounter	William Henry Walker	1 Jan., 1864	Ditto	200 0 0	1 Jan., 1864.
Custodian of Plans	*Clement Tremaine Rodd	1 Oct., 1873	Ditto	200 0 0	6 Mar., 1867.
Exhibitor and Salesman of Public Maps.	Robert Smith	16 June, 1873	Ditto	200 0 0	1 Jan., 1865.
Clerk in Charting Branch	Edward Stack	1 Jan., 1869	Ditto	200 0 0	1 Jan., 1869.
Draftsmen Preparing References to County Maps.	*Thomas Cunningham Lewis Symonds.	1 Aug., 1874	Ditto	150 0 0	1 Aug., 1874.
	*William Henry Aylmer[2]	24 July, 1874	Ditto	150 0 0	24 July, 1874.
	*Archibald Louis Meares[3]	25 Jan., 1875	Ditto	150 0 0	24 Mar., 1873.
Assistant Lithographers	*Jonathan Blenman Cobham	1 Jan., 1875	Ditto	150 0 0	1 Jan., 1875.
	*Charles Stewart Christie	1 Jan., 1875	Ditto	100 0 0	1 Jan., 1875.
Chief Clerk and Accountant	John Frederick Landers[4]	1 Jan., 1872	Ditto	450 0 0	13 Feb., 1855.
Clerks	John Davidson	19 May, 1856	Governor	300 0 0	19 May, 1856.
	Thomas Evans[5]	1 July, 1865	Governor and Executive Council	300 0 0	28 Sept., 1863.
	Herbert Croft[6]	1 Nov., 1867	Ditto	200 0 0	26 April, 1866.
	Frederick Evans Barnes	5 May, 1866	Ditto	200 0 0	5 May, 1866.
	Henry Percy Baly	1 Jan., 1872	Ditto	150 to 31 May; 200 fr. 1 June	1 July, 1869.
	Charles Herman Burton Primrose.[7]	1 Jan., 1873	Ditto	150 0 0	22 Aug., 1872.
	Frank George Hack	24 Mar., 1873	Ditto	6s. per diem to 31 May; 150 per ann. from 1 June.	24 Mar., 1873.
	Archibald Louis Meares[8]	24 Mar., 1873	Ditto	100 0 0	24 Mar., 1873.
	Thomas Alphen	1 Mar., 1875	Ditto	100 to 31 May; 6s. per diem fr. 1 Jun. to 31 Aug; 150 fr. 1 Sept.	1 Mar., 1875.
	David Miller	1 June, 1875	Ditto	100 to 31 Aug.; 6s. per diem from 1 Sept.	1 June, 1875.
	George Thomas Arthur Teece.	1 Sept., 1875	Ditto	100 0 0	1 Sept., 1875.
Messengers (3)	.....	.....	.....	110 0 0	each.
Housekeepers (3)	.....	.....	.....	2 at 46 0 0; 1 at 26 0 0	"
Triangulation Staff.					
1st Class Surveyor	John Sofala Chard[9]	13 Oct., 1874	Governor and Executive Council	630 0 0	1 Oct, 1867.
Assistant Draftsmen and Computers.	Leonard Abingdon Vessey	1 July, 1874	Ditto	300 0 0	1 July, 1874.
	Thomas Samuel Parrott	1 Jan., 1875	Ditto	250 0 0	20 Aug., 1874.
	Robert John Childe	1 Jan., 1875	Ditto	150 0 0	1 Jan., 1875.
LICENSED SURVEYORS.				Fees :—	
Licensed Surveyors	†John Armstrong	22 Sept., 1859	Minister for Lands	674 13 2	
	Cunningham Archibald Atchison.	3 Nov., 1874	Ditto	260 15 8	
	James Thomas Atchison[10]	6 Feb., 1875	Ditto	158 4 6	
	†Henry Curzon Allport	3 Feb., 1871	Ditto	1,906 12 11	
	†William Anderson	13 Sept., 1864	Ditto	934 14 5	
	George Arthur	6 Feb., 1875	Ditto	923 0 4	
	†John Barling	13 June, 1865	Ditto	796 7 3	
	†William Downing Biden	7 June, 1867	Ditto	614 13 2	
	†William Henry Binsted	25 Oct., 1867	Ditto	101 19 2	
	†Henry Berry	7 Aug., 1868	Ditto	892 5 8	
	†William Edmund Bennett	7 Aug., 1868	Ditto	898 7 0	
	†Richard Barling	16 April, 1869	Ditto	702 5 3	
	†Edward Hugh Barton	12 July, 1872	Ditto	866 16 6	
	†Robert Brock	15 Oct., 1872	Ditto	1,501 10 11	
	†James Howard Burnside	3 May, 1854	Governor	672 9 1	
	John Hope Balmain	12 July, 1872	Minister for Lands	1,121 8 10	
	William Berthon	25 July, 1873	Ditto	123 13 0	
	George Blunt	3 Nov., 1874	Ditto	2,035 15 9	
	Edward James Burgess	25 July, 1873	Ditto	2,138 11 6	
	Frank Langham Burdett	3 Feb., 1874	Ditto	957 6 7	
	Tom Brown	3 Feb., 1874	Ditto	968 4 5	
	Tarburton Bossley	3 Nov., 1874	Ditto	1,130 0 0	
	William Burrowes	6 Feb., 1875	Ditto	959 18 0	
	Jasper William Blair	3 Aug., 1875	Ditto	132 4 11	
	Thos. Innes Chamberlain	19 Jan., 1872	Ditto	529 8 8	

[1] Allowed £100 for use of process. [2] To 24 January—Appointed Description Writer. [3] To 30 November. [4] Gives security to the amount of £300. [5] Gives security to the amount of £100. [6] To 31 May—Resigned. [7] To 31 August—Resigned. [8] To 24 January; see above. [9] Allowed £50 per annum in lieu of forage. [10] Appointed a Second Class Surveyor. * A bonus of £25 was paid to all Draftsmen marked thus *. † Specially licensed under the provisions of the Real Property Act.

Office.	Name.	Date of Appointment.	By whom appointed, and under what Instrument.	Annual Salary. £ s. d.	Date of first Appointment under the Colonial Government.
SECRETARY FOR LANDS—SURVEY OF LANDS—*continued*.					
				Fees:—	
Licensed Surveyors—*continued.*	*George William Commins	21 May, 1862	Minister for Lands	2,031 5 0	
	*William Herbert Christie..	9 Nov., 1863	Ditto	834 10 6	
	*Josiah Brunel Combes ...	31 Dec., 1863	Ditto	489 14 6	
	*William Jacomb Conder...	18 Jan., 1865	Ditto	928 18 3	
	*Ingham Suttor Clements...	25 May, 1866	Ditto	1,508 0 10	
	*James Frederick Capper...	16 April, 1869	Ditto	2,106 3 11	
	*Robert Innes Cooper	15 Jan., 1869	Ditto	956 3 3	
	*Thomas Willans Conolly...	22 July, 1870	Ditto	453 1 3	
	*William Christie	14 July, 1871	Ditto	1,188 14 5	
	William Creed	15 Oct., 1872	Ditto	1,637 7 7	
	*William Cowley	29 Jan., 1873	Ditto	877 7 10	
	Charles James Clarke	3 Feb., 1874	Ditto	559 16 3	
	*Frank Cowley	29 Jan., 1873	Ditto	1,816 16 9	
	James M'Dowall Conroy...	6 Feb., 1875	Ditto	800 18 3	
	John Alexander Dalrymple Campbell.	6 Feb., 1875	Ditto	18 4 1	
	John Cameron	3 Aug., 1875	Ditto	48 12 3	
	*Edgar Reginald Deane ...	22 Sept., 1859	Ditto	823 14 8	
	*George Loder Dowe	13 May, 1864	Ditto	1,341 14 8	
	William Drummond	11 Feb., 1868	Ditto	499 3 1	
	*John Bloyd Donkin.....	15 Oct., 1869	Ditto	1,898 13 3	
	*Walker Rannie Davidson, junr.	16 April, 1869	Ditto	1,865 14 4	
	Frederick William Darby..	17 Nov., 1857	Ditto	241 3 8	
	James Charles Duffy	29 Jan., 1873	Ditto	760 18 2	
	Clement Headington Dale	3 Nov., 1874	Ditto	784 11 7	
	Harold Mapletoft Davis ...	14 April, 1862	Ditto	372 17 9	
	*Wilbraham Edwards	27 Jan., 1859	Ditto	1,553 1 0	
	*James Evans	15 Jan., 1869	Ditto	550 15 2	
	Arnold Elliott	3 Feb., 1871	Ditto	821 12 11	
	George Ernest Faithfull...	12 July, 1872	Ditto	1,263 6 10	
	Michette Raoul Findlay ...	3 Nov., 1874	Ditto	373 9 1	
	Hamilton Fisher	29 Jan., 1873	Ditto	928 14 8	
	Wm. James Farrer	3 Aug., 1875	Ditto	42 9 1	
	Henry William Folkes ...	3 Nov., 1874	Ditto	758 9 0	
	Broughton Clayton Garland	3 Feb., 1871	Ditto	778 2 9	
	Thos. H. Hall Goodwin ...	22 July, 1870	Ditto	1,109 10 5	
	Hugh Gordon	12 May, 1868	Ditto	102 9 4	
	Herbert Greenland	19 Jan., 1872	Ditto	760 16 6	
	John Joseph Gleeson	29 Jan., 1873	Ditto	856 13 8	
	John George Griffin	6 Feb., 1875	Ditto	1,027 10 11	
	*John Hall.....	9 Jan., 1854	Governor	648 18 3	
	*Ernest Wm. Lewis Herborn	1 Feb., 1858	Minister for Lands	977 14 6	
	*John Heady..	20 Nov., 1860	Ditto	893 8 6	
	Chas. Adrian Harper	19 Nov., 1862	Ditto	1,059 14 10	
	*Jas. Jerome Higgins	28 Nov., 1865	Ditto	1,133 0 6	
	*Cornelius Haylock	18 Jan., 1867	Ditto	567 11 7	
	*Robert Handcock.....	6 Aug., 1869	Ditto	781 1 6	
	Geo. Caleb Hedgeland ...	14 July, 1871	Ditto	944 11 8	
	*Edgar Arnold Harris	14 July, 1871	Ditto	182 17 7	
	Henry Courtois Hosie.....	21 Sept., 1859	Ditto	987 17 10	
	*Patrick Heron Henderson	23 Feb., 1872	Ditto	289 0 0	
	John Hogg	28 Oct., 1873	Ditto	175 0 1	
	Beresford Nixon Hudson...	7 Aug., 1874	Ditto	1,477 14 6	
	Arthur Burstall Johnstone	3 Feb., 1874	Ditto	1,001 19 9	
	*Edwd. Jas. Howes Knapp, junr.	9 June, 1858	Governor	1,256 3 3	
	Chas. Wm. Bray King ...	3 Feb., 1874	Minister for Lands	1,823 13 6	
	Alexr. Pacifico Lindo	16 May, 1855	Governor	962 8 11	
	Alfred Lisle	12 July, 1872	Minister for Lands	688 12 11	
	*Walter Alfred Lipscombe..	15 Oct., 1872	Ditto	869 4 10	
	*John Hector Lucas	29 Jan., 1873	Ditto	829 19 7	
	*John Fredk. Loxton	12 July, 1872	Ditto	971 9 8	
	George Joseph Lee	3 Feb., 1874	Ditto	583 2 0	
	George Loder	12 July, 1872	Ditto	882 10 2	
	John Chas. Bringergee Lupton.	3 Feb., 1874	Ditto	752 5 6	
	*Arthur Lewingdon Lloyd..	3 Aug., 1875	Ditto	169 14 1	
	Michael Campbell Langhee	3 Nov., 1874	Ditto	1,730 16 0	
	*John Fredk. Mann	20 Mar., 1848	Governor	860 3 9	
	*Edwd. Peter Mann	31 Aug., 1859	Minister for Lands	449 6 6	
	*Rd. Randolph Machattie...	11 Dec., 1862	Ditto	235 11 9	
	*Duncan Mearns Maitland, junr.	24 Feb., 1865	Ditto	963 10 4	
	D. M. Maitland, senr.....	31 Aug., 1859	Ditto	32 10 3	
	*Henry Osborne McCormack	10 Dec., 1863	Ditto	254 16 5	
	*William Mylecharane.....	25 Oct., 1867	Ditto	321 19 2	
	*Alexander Macpherson ...	25 Nov., 1865	Ditto	555 10 2	
	*Robt. Hamilton Mathews	22 July, 1870	Ditto	1,241 4 4	

[1] Appointed 2nd Class Surveyor.

* Specially licensed under the provisions of the Real Property Act.

SECRETARY FOR LANDS—SURVEY OF LANDS—*continued.*

Office.	Name.	Date of Appointment.	By whom appointed, and under what Instrument.	Annual Salary. £ s. d.	Date of first Appointment under the Colonial Government.
				Fees:—	
Licensed Surveyors—*continued.*	*Andrew Menzies	12 July, 1872	Minister for Lands	762 8 0	
	*Richard Lennox Murray[1]	3 Feb., 1871	Ditto	553 11 2	
	*John Macdermid Macdonald.	12 July, 1872	Ditto	963 8 6	
	John Macharg	16 Aug., 1872	Ditto	1,054 19 1	
	Hugh H. More	15 Oct., 1872	Ditto	365 17 7	
	Alexander M'Carthy	29 Jan., 1873	Ditto	797 5 9	
	Alexander M'Glashan	18 Jan., 1867	Ditto	845 17 6	
	*Robert M'Donald	22 July, 1870	Ditto	1,328 4 5	
	John M'Culloch	16 June, 1857	Ditto	649 14 4	
	Colin James M'Master	25 July, 1873	Ditto	672 2 10	
	Robert William Meldrum	3 Feb., 1874	Ditto	1,731 8 2	
	Thos. Charles M'Cord	3 Feb., 1874	Ditto	901 5 0	
	Wm. Alexander Fitzgerald M'Douall.	3 Feb., 1874	Ditto	914 8 0	
	*George Melrose	6 April, 1861	Ditto	687 3 3	
	Edward M'Farlane	6 Feb., 1875	Ditto	480 4 0	
	Adam Maitland	6 Feb., 1875	Ditto	674 5 9	
	Stuart Alexander M'Dougall.	6 Feb., 1875	Ditto	512 5 6	
	Henry Joseph Charles Mitchell.	6 Feb., 1875	Ditto	442 1 6	
	*John Lander Neill	12 Feb., 1855	Governor	984 17 1	
	Wm. Henry Nash	6 Feb., 1875	Minister for Lands	246 18 8	
	*William Orr	13 Aug., 1867	Ditto	1,568 0 1	
	*Henry Arthur Davies O'Connor.	3 Feb., 1874	Ditto	1,525 16 1	
	*Alfred John Pechey	13 Dec., 1859	Ditto	729 17 4	
	*Geo. Matcham Pitt, junr.	1 Feb., 1859	Ditto	48 4 9	
	*Archd. John Park	16 April, 1869	Ditto	1,065 14 2	
	*J. M. Pears	13 Oct., 1868	Ditto	342 0 4	
	Charles William Potter	6 Feb., 1875	Ditto	88 3 3	
	James Alfred Palmer	3 Aug., 1875	Ditto	42 16 0	
	John Phillips	3 Feb., 1874	Ditto	337 9 8	
	William Harvey Readett	16 June, 1860	Ditto	583 8 9	
	James John Robertson	19 Jan., 1872	Ditto	778 15 8	
	*Frank Russell	12 July, 1872	Ditto	986 17 8	
	William Allwood Rae	28 Oct., 1873	Ditto	1,239 15 3	
	Rowand Ronald	3 Nov., 1874	Ditto	509 18 0	
	Paul Rigaut	7 Aug., 1874	Ditto	725 0 7	
	Valentine Blomfield Riley	6 Feb., 1875	Ditto	382 13 2	
	John Macneil Simpson	21 May, 1858	Ditto	21 10 0	
	*William Butler Simpson	18 April, 1859	Ditto	1,160 18 5	
	*George William Raby Thorne Seccombe.	28 Nov., 1865	Ditto	425 18 10	
	*George Henry Sheaffe	6 Aug., 1869	Ditto	1,968 13 2	
	*Wild Abercrombie Shoobert.	22 July, 1870	Ditto	653 1 7	
	Edmund Sanderson	24 Nov., 1855	Governor	1,299 12 1	
	Hy. Hubert Sutherland	29 Jan., 1873	Minister for Lands	465 0 8	
	Edwin Sawtell	25 Oct., 1867	Ditto	366 17 1	
	*Adelbert Schleicher[1]	29 Jan., 1873	Ditto	651 9 7	
	Fritz Peter Sölling	25 July, 1873	Ditto	1,477 7 2	
	*Arthur Sharp	3 Feb., 1874	Ditto	867 8 2	
	Hy. Thelusson Sanderson[2]	9 Aug., 1858	Ditto	53 12 6	
	Clarendon Stuart	30 Sept., 1858	Ditto	87 18 5	
	William Newton Scott	3 Aug., 1875	Ditto	284 18 10	
	Jas. Banford Thompson	10 May, 1858	Ditto	785 18 0	
	*James Mennie Tarves	27 July, 1866	Ditto	1,563 5 10	
	*Vivian Fitzroy Tozer	16 April, 1869	Ditto	1,344 0 11	
	W. T. Verge	14 Jan., 1870	Ditto	302 7 5	
	*James Vernon	14 Jan., 1864	Ditto	997 1 2	
	*Edwd. Sandford Wyndham	25 Oct., 1867	Ditto	830 17 11	
	*Vincent Australia Townsend Williams.	25 May, 1866	Ditto	511 2 11	
	Charles Worth	29 Jan., 1873	Ditto	1,534 11 0	
	Chas. Howard Wansbrough	7 Aug., 1874	Ditto	352 5 1	
	T. E. Wener	22 Nov., 1859	Ditto	66 19 2	
			Total cost	£129,923 11 0	

[1] Appointed 2nd Class Surveyor from 1 May. [2] Struck out, 21 October, 1875.

* Specially licensed under the provisions of the Real Property Act.

NOTE.—The area measured by these officers during the year 1875 amounted to 3,012,993 acres and 21 perches, at above cost of £129,923 11s., viz.:—Lands for Auction Sale, 1,703,133 acres 1 rood 31¾ perches; Conditional Purchases, 1,035,933 acres 2 roods 3 perches; Government and Public Purposes, 8,472 acres and 9½ perches; Improved or Appraised Lands, 162,447 acres and 38¼ perches; Mineral Leases, 13,282 acres 1 rood 12 perches; Volunteer Land Orders, 17,064 acres; Pre-emptive, 1,120 acres; Roads and Linear Measurements, 2,980 miles 68 chains 47½ links = 71,540 acres 2 roods 6½ perches. Total, 3,012,993 acres and 21 perches. 1,890 special reports were also furnished and included in the above cost.

SECRETARY FOR LANDS—*continued.*

AGENTS FOR THE SALE OF CROWN LANDS.

Office.	Name.	Date of Appointment.	By whom appointed, and under what Instrument.	Annual Salary. £ s. d.	Date of first Appointment under the Colonial Government.
Districts—					
Albury	Edward Brown	1 July, 1862	Minister for Lands	50 0 0	26 Aug., 1857.
Armidale	Sydney Blythe	1 July, 1863	Ditto	50 0 0	21 Oct., 1858.
	succeeded by				
	James Bray	15 Oct., 1875	Ditto	50 0 0	1 Jan., 1866.
Balranald	R. B. Mitchell	1 Jan., 1867	Ditto	50 0 0	1 Mar., 1858.
Bathurst	James Byrn Richards	1 May, 1853	Ditto	*	1 Mar., 1824.
Bega	J. Davis	8 Dec., 1865	Ditto	50 0 0	1 Dec., 1865.
Berrima	F. R. Wilshire	15 Mar., 1872	Ditto	50 0 0	1 Mar., 1862.
Bombala	James Giles	22 Dec., 1870	Ditto	50 0 0	3 June, 1862.
Boorowa	William J. E. Wotton	24 Jan., 1862	Ditto	50 0 0	17 Jan., 1862.
Braidwood	Ralph Clemenger	1 July, 1862	Ditto	50 0 0	19 April, 1861.
	succeeded by				
	W. F. Robertson	20 Sept., 1875	Ditto	50 0 0	29 May, 1869.
Brisbane Water (Gosford)	Thomas Cade Battley	1 Oct., 1857	Ditto	50 0 0	8 Aug., 1843.
Broulee (Moruya)	A. Lumsdaine	22 Aug., 1873	Ditto	50 0 0	10 June, 1872.
Bourke	Louis F. Layard	1 Oct., 1874	Ditto	50 0 0	1 Oct., 1868.
Camden	John Benson Martin	1 Oct., 1857	Ditto	50 0 0	1 Sept., 1852.
Campbelltown	H. A. Smith	23 April, 1872	Ditto	30 0 0	15 April, 1872.
Carcoar	E. J. C. North	9 May, 1865	Ditto	50 0 0	1 May, 1865.
Cassilis	John Morris	1 Oct., 1857	Ditto	50 0 0	17 Oct., 1854.
Cooma	G. H. Smithers	28 Aug., 1875	Ditto	50 0 0	22 Oct., 1868.
Coonamble	Frederick Wm. Edwards	8 Nov., 1863	Ditto	50 0 0	28 Oct., 1863.
Cowra	John Arkins	1 Mar., 1869	Ditto	50 0 0	1 June, 1868.
Corowa	H. Croft	8 June, 1875	Ditto	300 0 0	†26 April, 1866.
Deniliquin	John Archer Broughton	1 Feb., 1865	Ditto	50 0 0	23 Jan., 1865.
Dubbo	Luke M'Guinn	14 Nov., 1861	Ditto	50 0 0	1 Nov., 1861.
Dungog	C. G. Smith	24 Nov., 1875	Ditto	50 0 0	1 May, 1861.
Dowling	J. V. Wareham	1 Jan., 1866	Ditto	50 0 0	19 Mar., 1863.
Eden	C. D. Hays	10 July, 1865	Ditto	50 0 0	7 Oct., 1864.
Forbes	Stephen Freeman	1 Sept., 1873	Ditto	50 0 0	22 Oct., 1862.†
Gunnedah	R. K. Abbott	31 Jan., 1868	Ditto	50 0 0	14 Dec., 1867.
Grafton	W. H. Thomas	1 April, 1874	Ditto	50 0 0	12 April, 1864.
Glen Innes	George Martin	1 Oct., 1871	Ditto	50 0 0	3 Mar., 1868.
Goulburn	Charles S. Alexander	12 Feb., 1862	Ditto	50 0 0	8 Feb., 1861.
Gundagai	C. W. Weekes	26 Oct., 1875	Ditto	50 0 0	19 Oct., 1875.
Grenfell	W. F. Parker	16 Jan., 1872	Ditto	50 0 0	26 April, 1862.†
Hartley	T. H. Neale	22 Aug., 1873	Ditto	50 0 0	16 Aug., 1873.
Inverell	W. C. Cardew	1 May, 1874	Ditto	50 0 0	1 May, 1874.
Kiama	Henry Connell, junior	1 June, 1863	Ditto	50 0 0	21 Aug., 1844.
Liverpool	J. Redshaw	23 July, 1869	Ditto	10 0 0	23 July, 1869.
M'Leay River (West Kempsey).	John B. Casey	1 April, 1860	Ditto	50 0 0	21 April, 1853.
Metropolitan (Sydney)	P. J. Hogan	1 Jan., 1866	Ditto	Nil	1 Mar., 1858.
Maitland	Cornelius Delohery	27 April, 1871	Ditto	*	23 July, 1860.†
Manning River (Wingham)	J. A. Creagh	1 Feb., 1875	Ditto	50 0 0	1 Feb., 1875.
Moama	George Maunsell	20 Nov., 1860	Ditto	50 0 0	13 Mar., 1858.
Molong	Thomas J. Finch	1 Sept., 1871	Ditto	50 0 0	1 Sept., 1871.
	succeeded by				
	J. H. Nisbet	20 Sept., 1875	Ditto	50 0 0	1 Sept., 1875.
Mudgee	George Leary	22 Dec., 1870	Ditto	50 0 0	17 Oct., 1868.
Murrurundi	George Gray Brodie	1 Nov., 1858	Ditto	50 0 0	19 Mar., 1858.
Muswellbrook	Timothy Foley	7 Jan., 1868	Ditto	50 0 0	1 Dec., 1867.
Mitchell	R. R. Morisset	1 Feb., 1875	Ditto	50 0 0	1 Feb., 1875.
Newcastle	Henry Baker	1 Oct., 1857	Ditto	*	1 May, 1852.
Orange	William Tucker Evans	1 Oct., 1857	Ditto	50 0 0	20 April, 1851.
Oxley	J. F. Blake	26 July, 1870	Ditto	50 0 0	1 June, 1862.
Parramatta	George Langley, J.P.	24 Sept., 1860	Ditto	30 0 0	1 Aug., 1837.
Patrick's Plains	William Dudding	1 Oct., 1857	Ditto	50 0 0	4 April, 1847.
Patterson	Robert Studdert	1 Oct., 1857	Ditto	50 0 0	12 June, 1840.
Penrith	John Kingdon Cleeve	28 July, 1868	Ditto	*	3 July, 1865.
Port Macquarie	Robert Issell Perrott	30 Sept., 1873	Ditto	50 0 0	1 Aug., 1859.
Port Stephens (Stroud)	Thomas Laman	1 Mar., 1861	Ditto	50 0 0	13 April, 1859.
Queanbeyan	Obadiah Willans	13 Dec., 1864	Ditto	50 0 0	14 Nov., 1864.
Raymond Terrace	C. R. Middleton	26 Nov., 1875	Ditto	50 0 0	11 Oct., 1875.
Richmond River	M. M. Campbell	1 April, 1875	Ditto	50 0 0	1 April, 1875.
Rylstone	William W. Armstrong	1 Oct., 1857	Ditto	50 0 0	1 July, 1854.
Scone	James T. Wilshire	23 April, 1872	Ditto	50 0 0	1 Sept., 1862.†
Shoalhaven	William Lovegrove	1 Oct., 1857	Ditto	50 0 0	1 Jan., 1857.
Sofala	Hugh Bridson	1 Aug., 1860	Ditto	50 0 0	13 June, 1856.
Tambaroora	F. C. Macarthur	1 April, 1875	Ditto	50 0 0	1 July, 1873.
Tamworth	John M'Donald	19 Aug., 1858	Ditto	50 0 0	6 Feb., 1851.
Tenterfield	J. Simons	15 Oct., 1875	Ditto	50 0 0	15 Oct., 1875.
Tumut	F. W. Vyner	26 July, 1870	Ditto	50 0 0	1 Jan., 1865.
Tweed River (Byangum)	Joshua Bray	15 Oct., 1875	Ditto	50 0 0	1 Oct., 1875.
Urana	C. L. C. Badham	1 Feb., 1875	Ditto	300 0 0	9 Aug., 1870.
Wagga Wagga	Edwin Harvy Tompson	7 Feb., 1864	Ditto	50 0 0	29 Jan., 1864.
Warialda	R. H. Fitzsimons	23 Aug., 1867	Ditto	50 0 0	5 Jan., 1852.
Walcha	George Augustus Buckland	1 July, 1863	Ditto	50 0 0	12 June, 1857.

* Paid by commission; see foot-note, p. 77.

† Services not continuous.

Office.	Name.	Date of Appointment.	By whom appointed, and under what Instrument.	Annual Salary.	Date of first Appointment under the Colonial Government.
				£ s. d.	
SECRETARY FOR LANDS—AGENTS FOR THE SALE OF CROWN LANDS—*continued.*					
Districts—*continued.*					
Walgett	Malcolm M'Taggart succeeded by	8 Jan., 1873	Minister for Lands	50 0 0	9 April, 1860.
	F. B. Hales	16 Oct., 1875	Ditto	50 0 0	1 April, 1861.
Wee Waa (Narrabri)	Charles Edward Smith	1 May, 1859	Ditto	50 0 0	25 Mar., 1851.
Wellington	Frederick Marsh	10 May, 1862	Ditto	50 0 0	8 April, 1852.
Wentworth	William Lyle Richardson	28 Feb., 1871	Ditto	50 0 0	11 Nov., 1862.
Windsor	William H. H. Becke	1 April, 1874	Ditto	50 0 0	8 June, 1853[3]
Wollongong	Alfred Allatson Turner	1 Oct., 1857	Ditto	50 0 0	23 May, 1848.
Wollombi	H. Gordon		Ditto	50 0 0	
Yass	Leopold Yates	26 July, 1870	Ditto	50 0 0	10 July, 1862.
Young	James Richard Edwards	1 April, 1862	Ditto	50 0 0	14 Mar., 1862.

NOTE.—The Crown Lands Agents, except Sydney, give security as follows:—Where the collections amount to £10,000 and upwards, £1,000; £5,000 and under £10,000, £500; £1,000 and under £5,000, £250; under £1,000, £100.

N.B.—The Land Agents at Corowa and Urana receive fixed salary, and the other Crown Lands Agents, excepting those hereafter named, are allowed a commission of 2 per cent. on all collections in any one year over £2,500 up to £15,000. Those at Bathurst, Campbelltown, Maitland, Newcastle, and Penrith, allowed commission at the rate of 5 per cent. up to £2,000, 2½ per cent. over £2,000 up to £10,000, and 1 per cent. over the latter amount.

OCCUPATION OF LANDS.

Head Quarters—					
Officer in charge	Albert Owen Pretious	8 Sept., 1870	Governor and Executive Council	500 0 0	10 April, 1854.
Clerks	Gordon Mansfield	1 Oct., 1860	Ditto	250 0 0	9 Mar., 1860.
	Thomas Jewel Oliver[1]	10 Feb., 1862	Ditto	225 0 0	9 July, 1857.
	Edmund O'Dwyer	8 May, 1862	Ditto	200 0 0	8 May, 1862.
	Thomas Godbee[2]	1 Oct., 1873	Ditto	200 0 0 to 31 July.	13 Dec., 1860.
				150 0 0 from 1 August.	
	George Morgan[2]	1 Sept., 1869	Ditto	150 0 0 to 31 July.	1 Sept., 1869.
				200 0 0 from 1 August.	
	Frederick William Vincent	14 June, 1866	Ditto	150 0 0	22 Mar., 1848.*
	Edwin Canrobert Landers	3 July, 1872	Ditto	125 0 0	3 July, 1872.
	George Rochefort Raymond	1 May, 1874	Ditto	100 0 0	1 May, 1874.
	Alfred Sydney Day	1 July, 1874	Ditto	100 0 0	1 July, 1874.
	Arthur Daniel	4 Feb., 1875	Ditto	100 0 0	4 Feb., 1875.
Extra Clerks	James Roberts	12 April, 1875	Minister for Lands	6s. per diem to 30 June.	12 April, 1875.
				7s. 6d. ℔ diem from 1 July.	
	Alfred Benjamin Crew	3 Sept., 1875	Ditto	50 0 0	3 Sept., 1875.
Crown Lands Ranger, County of Cumberland.	George Cobham Watson	26 Oct., 1872	Governor and Executive Council	200 0 0	26 Oct., 1872.
Forest Ranger	John A. Manton	22 Sept., 1875	Ditto	200 0 0	22 Sept., 1875.
Messenger (1)	.....	.....	Chief Commissioner	100 0 0	
Officekeeper (1)[4]	.....	.....	Ditto	48 0 0	
Survey of Runs—					
Chief Draftsman	Eccleston Du Faur	1 Jan., 1870	Governor and Executive Council	500 0 0	20 Aug., 1863.
Draftsmen	Francis Gerard	26 Sept., 1872	Ditto	250 0 0	19 July, 1867.
	George Alexander Mudie	1 May, 1874	Ditto	225 0 0	1 May, 1874.
	Arthur Bruce M'Minn	1 May, 1874	Ditto	200 0 0	1 May, 1874.
Assistant Draftsman	Henry Samuel Walker Crummer.	1 Jan., 1870	Ditto	150 0 0	1 June, 1868.
Messenger (1)	.....	.....	Minister for Lands	50 0 0	
COMMISSIONERS OF CROWN LANDS, PASTORAL DISTRICTS.					
Districts—					
Darling	Charles George Norman Lockhart.[5]	11 June, 1868	Governor and Executive Council, by Commission.	500 0 0	27 Feb., 1849.
New England, South Liverpool Plains, and Macleay.	Thomas Warre Harriott[5]	7 Oct., 1864	Ditto	450 0 0	7 Mar., 1862.
Albert	John Chadwick Woore[5]	1 June, 1863	Ditto	450 0 0	7 Mar., 1862.
New England, North Clarence, and Gwydir.	Robert Barrington Dawson[5]	1 Jan., 1872	Ditto	450 0 0	7 Feb., 1854.
Murrumbidgee	Thomas Lake Crommelin[5]	11 June, 1868	Ditto	450 0 0	5 Oct., 1863.
Lachlan	John Sedley Futter[5]	1 Jan., 1870	Ditto	450 0 0	11 June, 1868.
Wellington and Bligh	Daniel Alexander Byrne[5]	1 Feb., 1875	Ditto	450 0 0	9 May, 1861.
Monaro	William Vaughan May Cooke.	1 Mar., 1869	Ditto	450 0 0	1 May, 1867.
Warrego	Daniel Alexander Byrne[6] succeeded by	1 Oct., 1866	Ditto	450 0 0	9 May, 1861.
	George Charles Tompson	1 Feb., 1875	Ditto	450 0 0	1 Sept., 1863.
Crown Land Bailiffs (6)	.....	.....	Minister for Lands	180 0 0	each.
Campkeepers (9)	.....	.....	District Commissioners	40 0 0	,,

[1] In receipt of a pension of £75 per annum from Imperial Funds, "Convict Service." [2] Messrs. Godbee and Morgan exchanged appointments from 1 August. Mr. Godbee to 27 December—Deceased. [3] Allowed forage for a horse. [4] Allowed quarters, fuel, and light. [5] Allowed £50 per annum in lieu of quarters. [6] To 31 January—Appointed to Wellington and Bligh. * Services not continuous.

Office.	Name.	Date of Appointment.	By whom appointed, and under what Instrument.	Annual Salary.	Date of first Appointment under the Colonial Government.
				£ s. d.	
SECRETARY FOR LANDS—*continued.*					
BOTANIC GARDENS, ETC.					
Director	Charles Moore[1]	1 Feb., 1848	Secretary of State	450 0 0	1 Feb., 1848.
Clerk and Librarian	Miles E. Wilkinson	1 Mar, 1874	Governor and Executive Council	175 0 0	1 Mar., 1874.
Overseer	John Duff[2]	1 Sept., 1866	Ditto	180 0 0	1 Sept., 1866.
Bailiff (1)	.....	.....	Director	108 0 0	
Seedsman (1)	.....	.....	Ditto	0 10 0	per diem.
Carpenter (1)	.....	.....	Ditto	0 9 0	„
Propagator (1)	.....	.....	Ditto	0 8 0	„
Gardeners (18)	.....	.....	Ditto	0 7 0	„ each.
GOVERNMENT DOMAINS.					
Overseer	August Kloster[3]	1 May, 1869	Secretary for Lands	150 0 0	1 May, 1869.
Bailiff (3)	John Meads[4]	1 May, 1864	Director	120 0 0	1 May, 1864.
	succeeded by F. M'Kay	1 Oct., 1875	Ditto	120 0 0	1 Oct., 1875.
Workmen (12)	.....	.....	Ditto	0 7 0	per diem, each.

[1] Allowed a house; also fuel, and half forage for a horse. Gives security to the amount of £400. [2] Allowed a house and fuel. [3] Allowed a house.
[4] To 30 September.

OYSTER-BEDS.

Inspector	William John Langham[1]	15 April, 1874	Minister for Lands	200 0 0	15 April, 1874.

[1] Allowed £150 per annum for travelling expenses.

MEDICAL ATTENDANT TO ABORIGINES.

District— New England	Charles V. Adams	1 Oct., 1854	Governor	20 0 0	1 Oct., 1854.

SHEEP DIRECTORS.

Districts—				
Albury	Samuel Watson, James Mitchell, George Greene, Thomas Mitchell, James M'Laurin	26 Feb., 1875	Elected by the Sheepowners of the District	Nil.
Armidale	C. D. Fenwick, Duncan Anderson, Edwin C. Bloomfield, John Gill, Sydney Darby	23 Mar., 1875	Secretary for Lands, on nomination of the Chief Inspector of Sheep	
Balranald	G. A. Mein, John Bertram, S. H. Officer, William Walker, J. F. Maguire	26 Feb., 1875	Ditto	
Bathurst	Henry Rotton, Charles M'Phillamy, John Newell Gilmour, William Dale, John M'Kinnon	26 Feb., 1875	Ditto	
Berrima	David Morrice, W. J. Cordeaux, R. Carter, Francis Thompson, W. Hindmarsh	9 Mar., 1875	Ditto	
	W. B. Haines	23 Mar., 1875	Ditto	
Booligal	Richard Edger, Alexander Wilson, Robert A. Molesworth, George C. Loughnan	27 May, 1875	Ditto	
Bourke	James Henderson, Wickstedt Barton, Robert M. Hughes, Robert Mockridge, Arthur Wilson	26 Feb., 1875	Ditto	
Breewarrina	William Hy. Hammond, James Govan, James H. Doyle, Arthur G. Langmore, William Dickson	26 Feb., 1875	Ditto	
Braidwood	Thomas Stewart, William T. Flanagan, R. Maddrell, James M'Auley, J. W. Bunn	26 Feb., 1875	Ditto	
Condobolin	Joseph Holt, J. M'Nichol, W. G. Zeal, Thos. S. Parker, W. L. Watt	26 Feb., 1875	Ditto	

Office.	Name.	Date of Appointment.	By whom appointed, and under what Instrument.	Annual Salary.	Date of first Appointment under the Colonial Government.
				£ s. d.	
SECRETARY FOR LANDS—SHEEP DIRECTORS—*continued*.					
Districts—*contd.*					
Coonabarabran	D. Watt Herbert Kelly J. L. Brown Willm. Murdock Ronald Duncan M'Rae	26 Feb., 1875	Secretary for Lands, on nomination of the Chief Inspector of Sheep		
Cannonbar	W. W. Richardson Edward Kater W. H. Clements John Brown John Egan	23 Mar., 1875	Ditto		
Carcoar	Nat. Connelly, jun., J.P. William Glasson, J.P. Thos. Rothery Icely, J.P. Willm. M. Rothery, J.P. Thos. Henry West, J.P.	26 Feb., 1875	Ditto		
Casino	Henry Barnes, J.P. W. C. Bundock, J.P. G. Sparke C. Edwards A. M. Girard	20 April, 1875	Ditto		
Cooma	Henry Wallace John Cosgrove William C. Herbert William Jardine David Ryrie	26 Feb., 1875	Ditto		
Corowa	Ross Ramsay Alexander M'Vean H. T. Whitty John Gray J. Richmond	26 Feb., 1875	Elected by the Sheepowners of the District		
Deniliquin	Robert Patterson Alexander Landale James Henry Davidson W. T. Miller W. Officer	26 Feb., 1875	Ditto		
Dubbo	Duncan M'Killop R. G. B. Gaden Joseph Penzer Edward Flood David Donald Baird	26 Feb., 1875	Secretary for Lands, on nomination of the Chief Inspector of Sheep		
Eden	Hyam Moses Joseph, J.P. Henry T. Edwards, J.P. Ronald Campbell, J.P. Donald Mackay Alexander M'Keachie	26 Feb., 1875	Ditto	Nil.	
Forbes	Josiah Strickland Hanbury Clements John West Samuel Henry Smith Edward Fratscher	26 Feb., 1875	Ditto		
Glen Innes	Alexander Codrington Christopher Legh Augustus R. Frazer R. R. C. Robertson	23 Mar., 1875	Ditto		
	succeeded by				
	W. A. Dumaresq	26 Nov., 1875	Ditto		
	P. Colin Campbell	26 Mar., 1875			
Grafton	William Small, J.P. Thomas A. Smith, J.P. Thomas Hewitt J. T. Jardine S. Buchar	20 April, 1875	Ditto		
Goulburn	F. R. L. Rossi A. Gibson William Dunlop	26 Feb., 1875	Ditto		
	succeeded by				
	A. W. Holt	8 June, 1875	Ditto		
	R. C. Cooper	26 Feb., 1875	Ditto		
	Robert J. Sherriff	26 Feb., 1875	Ditto		
Gundagai	William Macansh	23 Mar., 1875	Ditto		
	succeeded by				
	James Beveridge	19 Oct., 1875	Ditto		
	James Osborne William Boote W. O. Windeyer	23 Mar., 1875	Ditto		
	succeeded by				
	John Harley, junr.	19 Oct., 1875	Ditto		
	Angus Rankin	23 Mar., 1875			
Hay	John Clark, J.P. A. N. Gilbert Thomas Darchy G. C. Dow F. Chambers	26 Feb., 1875	Elected by the Sheepowners of the District		

SECRETARY FOR LANDS—SHEEP DIRECTORS—*continued.*

Office.	Name.	Date of Appointment.	By whom appointed, and under what Instrument.	Annual Salary. £ s. d.	Date of first Appointment under the Colonial Government.
Districts—*contd.*					
Maitland	William Christian John Wyndham W. C. Hetherington M. S. Christian Theophilus Cooper	23 Mar., 1875	Secretary for Lands, on nomination of Chief Inspector of Sheep		
Merriwa	James B. Bettington Joseph Cooper Charles F. Clive Frederick White Frederick Brown	26 Feb., 1875	Ditto		
Menindie	N. Sadlier A. M'Lennan E. S. Bonney D. Lloyd W. S. Findlay	26 Feb., 1875	Ditto		
	succeeded by Thomas Taylor	24 Sept., 1875	Ditto		
Molong	J. M'Nevin H. S. M. Betts H. C. Wall F. J. Smith C. Icely	26 Feb., 1875	Ditto		
Moree	O. P. Clayton C. E. Doyle R. King A. W. Bucknell P. C. Watt	26 Feb., 1875	Ditto		
Mudgee	Nicholas P. Bayly George Rouse James Atkinson Samuel A. Blackman Richard W. Cox	23 Mar., 1875	Ditto		
Narrandera	C. Morgan Frank Jenkins Robert Mitchell Henry Douglass J. Holloway	26 Feb., 1875	Ditto		
Narrabri	James Mosely David Frazer Alfred John Doyle William Pirie John D. Macansh	26 Feb., 1875	Elected by the Sheepowners of the District		
	succeeded by James Fletcher	17 Nov., 1875	Secretary for Lands, on nomination of Chief Inspector of Sheep	Nil.	
Picton	R. L. Jenkins W. Fowler E. H. Woodhouse J. C. Irving W. H. Peisley	26 Feb., 1875	Ditto		
Pilliga	Thomas G. G. Dangar Walter Cozens Benjamin B. Campbell Henry Day, junr William Evans	5 Feb., 1875	Ditto		
Port Macquarie	T. G. Wilson T. W. Palmer L. Lindsay W. D. Scott G. T. Tingcombe	26 Feb., 1875	Ditto		
Port Stephens	A. Andrew J. Higgins A. T. Laurie J. Barling A. Laurie	23 Mar., 1875	Ditto		
Queanbeyan	Andw. Cunningham, J.P. Thomas Rutledge, J.P. William Davis, J.P. Charles Massey L. W. De Salis	26 Feb., 1875	Ditto		
Singleton	John Brown W. G. M'Alpine George Loder John Alford J. C. T. M'Donnell	26 Feb., 1875	Ditto		
Sydney	The Hon. John Lackey Edward Flood Richard Hill J. B. Rundle Charles M'Kay	26 Feb., 1875	Ditto		
Tamworth	Joshua Dowe	23 Mar., 1875	Ditto		
	succeeded by Herbert M'Carthy	26 Nov., 1875	Ditto		
	John Gill P. G. King Andrew Loder	23 Mar., 1875	Ditto		
	Charles P. Gruggen	28 May, 1875	Ditto		

Office.	Name.	Date of Appointment.	By whom appointed, and under what Instrument.	Annual Salary. £ s. d.	Date of first Appointment under the Colonial Government.
SECRETARY FOR LANDS—SHEEP DIRECTORS—*continued.*					
Districts :—					
Urana	Hugh Thomson Charles M. Lloyd William Faed William Halliday Angus Robertson	26 Feb., 1875	Secretary for Lands, on nomination of Chief Inspector of Sheep	Nil.	
Wagga Wagga	T. W. Hammond W. O. Windeyer John Cox E. M. Westby John King	26 Feb., 1875	Ditto		
Walgett	Cyrus W. Doyle succeeded by James R. Doyle	5 Feb., 1875 3 Dec., 1875	Ditto Ditto		
	Gustavus A. Murray Charles B. Mackay Edward Joseph Sparke succeeded by D. M. Rose	5 Feb., 1875 3 Dec., 1875	Ditto Ditto		
Warialda	Frank Wyndham D. Capel A. A. Adams G. H. Gordon J. Dight	26 Feb., 1875	Ditto		
Wentworth	Thomas C. Brooke William Crozier, J.P. Duncan Macpherson D. H. Cudmore Robert Macfarlane	9 Mar., 1875	Ditto		
Windsor	Edward King Cox J. D. Single Andrew Town J. K. Cleeve J. K. Lethbridge	26 Feb., 1875	Ditto		
Yass	John F. Gray, J.P. Robert Kennedy Peter Besnard R. A. Barber John M'Bean	23 Mar., 1875	Ditto		
Young	W. D. Campbell George Campbell John Pring Alexander Mackay John Rutherford	9 Mar., 1875	Ditto		
SHEEP INSPECTORS.					
Chief Inspector of Sheep	Alexander Bruce[1]	27 Jan., 1864	Governor and Executive Council	500 0 0	24 Dec., 1861.
Clerk	Edwd. Christopher Weller	1 Oct., 1873	Ditto	150 0 0	5 Nov., 1870.
Temporary Clerk	Thos. Cooper Hinchcliffe	21 July, 1875	Secretary for Lands	10s. per diem	21 July, 1875.
Messenger (1)[2]	.....	.....	.....	110 0 0	
Officekeeper (1)	.....	.....	.....	48 0 0	
Inspectors for the Districts of—					
Albury	Norman P. Lockhart, J.P.	29 Mar., 1867	Governor and Executive Council, on nomination of Sheep Directors.	350 0 0	22 Mar., 1862.
Armidale	Arthur Joseph Maister	10 June, 1873	Ditto	150 0 0	10 June, 1873.
Balranald	John M'Leod	18 April, 1867	Ditto	350 0 0	3 June, 1862.
Bathurst	T. L. P. Croaker	3 Sept., 1867	Ditto	150 0 0	3 Sept., 1867.
Bourke	Thomas Wade Foott	16 Dec., 1873	Ditto	250 0 0	16 Dec., 1873.
Braidwood	James Aldcorn, J.P.	14 June, 1867	Ditto	50 0 0	14 June, 1867.
Carcoar	George Rowlands	22 Mar., 1867	Ditto	150 0 0	3 May, 1864.
Cooma	Stewart Ryrie[3] succeeded by William Wallace	7 Aug., 1868 22 May, 1875	Ditto Ditto	250 0 0 250 0 0	7 Aug., 1868. 22 May, 1875.
Coonabarabran	John Kennedy	8 Mar., 1870	Ditto	150 0 0	8 Mar., 1870.
Corowa	Ephraim Howe	18 April, 1867	Ditto	350 0 0	18 April, 1867.
Deniliquin	Alexander M'Collough	1 Nov., 1874	Ditto	350 0 0	1 Nov., 1874.
Dubbo	John S. Brown	18 April, 1867	Ditto	250 0 0	8 July, 1863.
Eden	John Thomas Tresilian	28 Dec., 1861 and 18 April, 1867	Ditto	200 0 0	28 Dec., 1861.
Forbes	Wm. Whitten Davis	14 July, 1871	Ditto	200 0 0	14 July, 1871.
Glen Innes	Charles Bruce Lowe	13 Jan., 1871	Ditto	250 0 0	13 Jan., 1871.
Goulburn	Frederick M. Charteris	7 May, 1867	Ditto	150 0 0	7 June, 1864.
Grafton	Thomas S. Swindells[4] succeeded by Walter Hindmarsh	4 Feb., 1870 26 Oct., 1875	Ditto Ditto	50 0 0 50 0 0	4 Feb., 1870. 26 Oct., 1875.
Gundagai	Angelo Centauri[5] succeeded by Jeremiah Sheahan	16 Aug., 1867 16 Dec., 1875	Ditto Ditto	150 0 0 150 0 0	5 April, 1862. 16 Dec., 1875.
Hay	John Austin Keighran	1 Nov., 1874	Ditto	350 0 0	1 Nov., 1874.
Maitland	Thomas Burness	21 June, 1867	Ditto	250 0 0	2 Jan., 1865.

[1] Allowed £50 per annum in lieu of forage for a horse, and £1 per diem travelling expenses when actually on duty; allowed £25 per annum as Chief Inspector under "Imported Stock Act of 1871"; gives security to the amount of £200. [2] Allowed quarters, fuel, and light. [3] To 30 April. [4] To 31 July. [5] To 31 August.

SECRETARY FOR LANDS—SHEEP INSPECTORS—*continued.*

Office.	Name.	Date of Appointment.	By whom appointed, and under what Instrument.	Annual Salary. £ s. d.	Date of first Appointment under the Colonial Government.
Inspector for the Districts of—*continued.*					
Menindie	John Norton Wilkinson	22 Nov., 1867	Governor and Executive Council on nomination of Sheep Directors.	250 0 0	11 Jan., 1867.
Merriwa	John Roper	9 April, 1868	Ditto	150 0 0	9 April, 1868.
Mudgee	Henry Single	8 Sept., 1874	Ditto	150 0 0	8 Sept., 1874.
Narrabri	J. W. Jones	20 Dec., 1867 and 16 April, 1875	Ditto	150 0 0	8 Sept., 1865.
Port Macquarie	John Ducat	8 June, 1869	Ditto	100 0 0	8 June, 1869.
Singleton	Edward Alford	9 April, 1867	Ditto	150 0 0	22 Sept., 1865.
Sydney	Geo. S. Yeo[1]	10 Mar., 1868	Ditto	250 0 0	17 Nov., 1865.
Tamworth	Thomas Dowe[2]	26 Oct., 1872	Ditto	150 0 0	26 Oct., 1872.
	succeeded by William Darley Dowe	30 April, 1875	Ditto	150 0 0	30 April, 1875.
Upper Murray	Gordon Bruce	22 Mar., 1867	Ditto	200 0 0	17 July, 1866.
Wagga Wagga	C. J. Brentnall	30 July, 1867	Ditto	250 0 0	9 Sept., 1864.
Warialda	F. W. Ridley	18 April, 1867	Ditto	250 0 0	15 Mar., 1864.
Wentworth	Andrew M'Clymont	18 April, 1867	Ditto	350 0 0	3 June, 1862.
Windsor	George Alfred Cleeve	14 Feb., 1868	Ditto	250 0 0	14 Feb., 1868.
Yass	Thomas Turner	20 Dec., 1867	Ditto	150 0 0	16 Aug., 1864.
Young	Charles C. Wildash	28 April, 1867	Ditto	150 0 0	16 Aug., 1864.

[1] Allowed £50 per annum for keeping quarantine, and £25 per annum as Inspector under "Imported Stock Act of 1871." [2] To 31 March.

NOTE.—Inspectors with salaries of £100 and under allowed £2 10s. for postage and stationery; the other Inspectors, except Sydney, allowed £5.
N.B.—All the Inspectors are Deputy Registrars of Brands, with an allowance of £25 per annum, excepting the Chief Inspector, who receives an allowance of £50 per annum.

CATTLE INSPECTORS.

District of Sydney	Geo. S. Yeo[1]	29 May, 1868	Governor and Executive Council	Nil.	17 Nov., 1865.
„ Eden	John T. Tresilian[1]	1 Sept., 1863	Ditto		28 Dec., 1861.
„ Newcastle	Thomas Burness[1]	2 Jan., 1865	Ditto		2 Jan., 1865.

[1] See Sheep Inspectors.

BRANDS.

Registrar of Brands	Alexander Bruce	1 July, 1874	Under Act 37 Vict. No. 17	50 0 0	24 Dec., 1861.
Assistant Registrar of Brands.	Edward William Byrne[1]	21 Sept., 1872	Governor and Executive Council	250 0 0	13 Aug., 1862.
Clerk	George Jocelin Robinson	22 June, 1870	Ditto	200 0 0	1 May, 1857.
Temporary Clerk	Robert H. Delow	20 July, 1867	Minister for Lands	7/6 per diem	20 July, 1874.
Deputy Registrars—County Districts (35)	.....	.....	.....	25 0 0 each.	

[1] Gives security to the amount of £100.

CHURCH AND SCHOOL ESTATES.

Agent for the Church and School Estates.	William Newcombe	20 Dec., 1864	Governor and Executive Council	100 0 0	1 Feb., 1849.

COURT OF CLAIMS.

				Paid by Fees.	
Commissioners:— (President)	Arthur Todd Holroyd	20 Sept., 1865	Governor and Executive Council, by Commission.	Nil.	16 Sept., 1856.*
	William Owen	1 Aug., 1861	Ditto		1 Aug., 1861.
	Wm. Hattam Wilkinson	30 Sept., 1864	Ditto		22 Feb., 1860.
Secretary	Wm. George Pennington	1 Sept., 1859	Governor and Executive Council		1 Sept., 1859.

* Services not continuous.

BOARD FOR OPENING TENDERS FOR RUNS.

Members	Philip Francis Adams	17 Mar., 1868	Governor and Executive Council	Nil.	19 Sept., 1857.
	Henry Halloran	4 Feb., 1870	Ditto		1 May, 1827.
	Wm. Wilberforce Stephen	1 Oct., 1870	Ditto		1 July, 1852.

PART IX.

Secretary for Mines,

AND THE

DEPARTMENTS UNDER HIS SUPERVISION AND CONTROL.

SUMMARY.

	PAGE.
Mines	84

SECRETARY FOR MINES.

Office.	Name.	Date of Appointment.	By whom appointed, and under what Instrument.	Annual Salary.	Date of first Appointment under the Colonial Government.
				£ s. d.	
MINES.					
Secretary for Mines	Robert Palmer Abbott[1]	27 July, 1874	Governor, by Commission	1,500 0 0	27 July, 1874.
	succeeded by John Lucas	9 Feb., 1875	Ditto	1,500 0 0	9 Feb., 1875.
Under Secretary	Harrie Wood[2]	1 Sept., 1874	Governor and Executive Council	800 0 0	1 Sept., 1874.
Chief Clerk	Gerard Edgar Herring	1 Sept., 1874	Ditto	500 0 0	— April, 1854.*
Registrar	Thomas Crawford Binny[3]	1 Sept., 1874	Ditto	300 0 0	1 Sept., 1874.
Clerks	Edward J. R. Farr	25 Oct., 1875	Ditto	300 0 0	21 Dec., 1862.
	Henry Watson Powell[4]	1 Oct., 1874	Ditto	250 0 0 to 28 Feb.	19 Mar., 1872.
	Charles Orlando Helm	1 Sept., 1874	Ditto	225 0 0 to 28 Feb.	1 Feb., 1873.
				250 0 0 from 1 Mar.	
	John Richard Neate	25 Oct., 1875	Ditto	250 0 0	1 April, 1862.
	Patrick Anderson	1 Nov., 1874	Ditto	200 0 0 to 28 Feb.	18 April, 1872.
				225 0 0 from 1 Mar.	
	George H. Smithers[5]	1 Sept., 1874	Ditto	175 0 0 to 28 Feb.	22 Oct., 1868.
				200 0 0 from 1 Mar.	
	Henry C. Taylor	1 Sept., 1874	Ditto	150 0 0 to 28 Feb.	19 April, 1872.
				175 0 0 fr. 1 Mar. to 31 Aug.	
				200 0 0 from 1 Sept.	
	Walter M'Clintock	19 Oct., 1874	Ditto	175 0 0	1 Jan., 1874.
	William Clarke	1 Sept., 1874	Ditto	150 0 0 to 31 Aug.	16 Mar., 1874.
				175 0 0 from 1 Sept.	
	William E. Henry	1 Oct., 1874	Ditto	150 0 0	2 May, 1873.
	George W. F. Clarke	19 Oct., 1874	Ditto	125 0 0 to 28 Feb.	19 Oct., 1874.
				150 0 0 from 1 Mar.	
	Edgar H. Ray	1 Sept., 1874	Ditto	125 0 0 to 31 Aug.	1 Oct., 1873.
				150 0 0 from 1 Sept.	
Temporary Clerks	Edwin C. Primrose	1 Mar., 1875	Ditto	125 0 0	1 Mar., 1875.
	Edward G. Williams	21 April, 1875	Minister for Mines	65 0 0	21 April, 1875.
	Charles St. S. Chambers	12 July, 1875	Ditto	20 0 0	12 July, 1875.
Messengers (2)[6]	.....	.....	.....	1 at 125 0 0 1 at 75 0 0	
Officekeepers (2)[6]	.....	.....	.....	1 at 40 0 0 1 at 30 0 0	
Chief Mining Surveyor	Robert D. Fitzgerald	12 Nov., 1874	Governor and Executive Council	Nil.	1 Aug., 1856.
Chief Draftsman	Walter Scott Campbell	19 Oct., 1874	Ditto	500 0 0	3 July, 1862.
Draftsmen	Peter Drummond	19 Oct., 1874	Ditto	300 0 0	1 April, 1861.
	Arthur T. Jaques	19 Oct., 1874	Ditto	250 0 0	1 Nov., 1865.
	John A. D. Campbell[7]	19 Oct., 1874	Ditto	200 0 0	7 Jan., 1867.
	William T. Burrowes[8]	19 Oct., 1874	Ditto	200 0 0	
	Arvid Nelson	19 Oct., 1874	Ditto	200 0 0	1 Oct., 1868.
	J. T. Atchison[9]	19 Oct., 1874	Ditto	200 0 0	1 April, 1867.
	Charles E. Winn	— Nov., 1874	Ditto	200 0 0	1 Jan., 1873.
	Edward J. King	1 May, 1875	Ditto	200 0 0	1 April, 1866.
	Oliver G. C. Armstrong	1 June, 1875	Ditto	200 0 0	1 June, 1875.
	John H. Hayes	1 Oct., 1875	Ditto	200 0 0	1 Oct., 1875.
Supernumerary Draftsmen	Edwin T. Bishop	4 Dec., 1875	Minister for Mines	200 0 0	4 Dec., 1875.
	Henry A. James	4 Dec., 1875	Ditto	200 0 0	4 Dec., 1875.
	Edward E. W. Herborn	1 Oct., 1875	Ditto	50 0 0	1 Oct., 1875.
	Patrick B. Larkin	1 Oct., 1875	Ditto	25 0 0	1 Oct., 1875.
Messenger (1)	.....	1 Dec., 1875	Ditto	100 0 0	
Geological Survey—					
Geological Surveyor	C. S. Wilkinson	16 July, 1874	Governor and Executive Council	630 0 0	16 Aug., 1870.
Field Assistant	J. J. Baylis	1 Sept., 1874	Minister for Mines	6/- ℔ diem	1 Sept., 1874.
Clerk and Draftsman	H. T. Wilkinson	16 Nov., 1874	Ditto	12/- „	16 Nov., 1874.
Collector	C. Cullen	29 July, 1874	Ditto	6/- „	29 July, 1874.
Examiner of Coal Fields	John Mackenzie	22 Mar., 1872	Administrator of Government and Executive Council.	600 0 0	18 Feb., 1863.
Inspector of Collieries	Thomas Lewis	1 July, 1864 18 Feb., 1863	Governor and Executive Council Ditto	300 0 0	18 Feb., 1863.

[1] To 8 February. [2] Gives security to the amount of £200. [3] Gives security to the amount of £100. [4] Allowed 12 months leave of absence from 1 March without pay. [5] To 31 August—Appointed Clerk of Petty Sessions. [6] Allowed quarters. [7] To 10 August—Resigned. [8] To 15 February—Resigned. [9] To 13 April—Resigned.

Office.	Name.	Date of Appointment.	By whom appointed, and under what Instrument.	Annual Salary.	Date of first Appointment under the Colonial Government.
				£ s. d.	
SECRETARY FOR MINES—MINES—*continued.*					
Wardens	Whittingdale Johnson[1]	12 May, 1874	Governor and Executive Council	500 0 0	10 July, 1849.
	succeeded by				
	Thomas A. Smith	14 Dec., 1875	Ditto	Nil.	1 Aug., 1871.
	George O'Malley Clarke[2]	12 May, 1874	Ditto	500 0 0	1 Jan., 1854.
	succeeded by				
	Samuel Robinson	1 Oct., 1875	Ditto	500 0 0	15 April, 1872.
	James Buchanan, P.M.[3]	12 May, 1874	Ditto	500 0 0	6 Jan., 1852.
	Thomas A. Browne, P.M.	15 June, 1874	Ditto	500 0 0	7 April, 1871.
				from 1 Aug.	
	Fred. Dalton, P.M.	12 May, 1874	Ditto	500 0 0	15 May, 1860.
				from 1 Aug.	
	Ernest A. L. Sharpe	12 May, 1874	Ditto	400 0 0	22 July, 1873.
	Charles de Boos	1 Dec., 1874	Ditto	400 0 0	1 Dec., 1874.
	James B. Graham	29 Jan., 1875	Ditto		1 Mar., 1859.
	Johnson George King	27 April, 1875	Ditto		24 Nov., 1861.
	succeeded by				
	Henry S. Elliott	1 Nov., 1875	Ditto		8 Aug., 1843.
	Marcus F. Brownrigg	29 Jan., 1875	Ditto		9 Aug., 1860.
	John Garrett	3 April, 1875	Ditto	Nil.	4 Jan., 1860.
	David W. Irving	29 Jan., 1875	Ditto		24 June, 1861.
	Frederic W. Vyner	16 April, 1875	Ditto		1 Jan., 1865.
	John Tom Lane	21 Sept., 1875	Ditto		1 Jan., 1867.
	Edward J. C. North	21 Sept., 1875	Ditto		1 May, 1865.
	Benjamin Lee, jun.	21 Sept., 1875	Ditto		12 Aug., 1874.
	F. T. Rusden	10 Dec., 1875	Ditto		
Wardens' Clerks	Edward J. R. Farr[4]	12 May, 1874	Ditto	300 0 0	21 Dec., 1862.
	succeeded by				
	Cecil E. B. Maybury	25 Oct., 1875	Ditto	30 0 0	
	John R. Neate[4]	12 May, 1874	Ditto	250 0 0	1 April, 1862.
	succeeded by				
	James R. Edwards	1 Nov., 1875	Ditto	25 0 0	14 Mar., 1862.
	Edward Marriott	2 Nov., 1874	Ditto	200 0 0	12 Aug., 1862.
	Alfred F. H. Stephen	30 June, 1874	Ditto	200 0 0	30 June, 1874.
	F. S. Osborne	4 Aug., 1874	Ditto	200 0 0	

[1] Allowed £80 in lieu of quarters, and £100 in lieu of forage—To 13 December. [2] Allowed quarters—£100 per annum in lieu of forage—To 30 September.
[3] Allowed £80 in lieu of quarters, and £100 in lieu of forage. [4] To 24 October—Transferred to head office.

WARDENS' CLERKS AND MINING REGISTRARS.

Districts :—					
Albury	J. C. W. Crommelin		Governor and Executive Council	20	Fees and commission.
Araluen	E. F. Carlile		Ditto	20	
Adelong	W. J. Shelly		Ditto	20	
Bingera	M. Doyle		Ditto	10	
Ballina	Henry Bassman		Ditto	...	
Bombala	J. Giles		Ditto	20	
Braidwood	W. F. Robertson		Ditto	20	
Barraba	J. Flannigan		Ditto	10	
Berrima	F. R. Wilshire		Ditto	...	
Bega	.....		Ditto	...	
Carcoar	W. Badcock		Ditto	20	
Cowra	John Arkins		Ditto	20	
Cassilis	J. Morris		Ditto	...	
Corowa	R. Hare		Ditto	...	
Cargo	R. Hutton		Ditto	20	
Casino	M. M. Campbell[1]		Ditto	...	
Cooma	G. H. Smithers		Ditto	...	
Dubbo	Luke M'Guinn		Ditto	...	
Dalmorton	W. F. Poole		Ditto	20	
Delegate	.....		Ditto	*	
Dungog	.....		Ditto	...	
Deniliquin	.....		Ditto	...	
Grenfell	W. F. Parker		Ditto	20	
Gunning	E. B. Rayner		Ditto	10	
Gundagai	A. W. Armour		Ditto	20	
Grafton	W. H. Thomas		Ditto	...	
Gundaroo	Chas. Walmsley		Ditto	*	
Glen Innes	W. C. Rodgerson[1]		Ditto	...	
Glen Morrison	.....		Ditto	...	
Hargraves	J. M'Manamy		Ditto	10	
Hillend	F. C. Macarthur		Ditto	25	
Hartley	T. H. Neale		Ditto	...	
Hay	J. F. Blake		Ditto	...	
Inverell	W. C. Cardew[1]		Ditto	*	
Ironbarks	F. Landauer		Ditto	10	

[1] Mining Registrar only. * Fees.

SECRETARY FOR MINES—WARDENS' CLERKS AND MINING REGISTRARS—*continued.*

Office.	Name.	Date of Appointment.	By whom appointed, and under what Instrument.	Annual Salary. £ s. d.	Date of first Appointment under the Colonial Government.
Districts :—					
Kiandra	S. P. R. Kentish		Governor and Executive Council	20	Fees and commission.
Kiama	H. Connell, junr.		Ditto	...	
Little River	P. J. Galway		Ditto	15	
Lunatic	Mrs. M. J. Synge[1]		Ditto	10	
Moruya	A. Lumsdaine		Ditto	20	
Mudgee	G. Leary		Ditto	20	
Major's Creek	John Heazlett[1]		Ditto	10 *	
Menindie			Ditto	...	
M'Guigan's	H. Margules[1]		Ditto	*	
Nowra	W. Lovegrove		Ditto	20	
Mongarlowe	Constable Loughlin		Ditto	...	
Nerrigundah	W. J. Foster		Ditto	20	
Nerrimingah	A. Fox		Ditto	20	
Nundle	S. Kermode		Ditto	20	
Oberon	C. W. Cunynghame		Ditto	20	
Orange	W. T. Evans		Ditto	20	
Parkes	A. B. Armstrong		Ditto	25	
Parramatta			Ditto	...	
Penrith	J. K. Cleeve, junr.		Ditto	...	
Queanbeyan	O. Willans[1]		Ditto	*	
Rockley	John O'Brien		Ditto	10	
Reedy Flat	J. Hoban		Ditto	...	
Rylstone	W. W. Armstrong		Ditto	...	
Sofala	H. Bridson		Ditto	20	
Stony Creek	(See Ironbarks)		Ditto	...	
Solferino	W. Campbell		Ditto	20	
Scone	J. T. Wilshire		Ditto	10	
Ten-mile Creek	P. Brislan		Ditto	10	
Trunkey	T. Waldie		Ditto	20	
Tuena	S. J. Cotter		Ditto	10	
Tumberumba	E. N. Waller		Ditto	20	
	Mrs. H. M. Langford[1]		Ditto	10	
Tumut			Ditto	...	
Tamworth	J. McDonald		Ditto	...	
Tenterfield	J. Simons		Ditto	20	
Tingha	James Lucas		Ditto	20	
Uralla	E. Marriott		Ditto	50	
	Constable Tippett[1]		Ditto	*	
Wellington	F. Marsh		Ditto	20	
Wagga Wagga			Ditto	...	
Wollongong	A. A. Turner		Ditto	...	
Wentworth			Ditto	...	
Walcha	G. A. Buckland		Ditto	10	
Yass	L. Yates		Ditto	...	
Vegetable Creek	George Gower		Ditto	20	
Mitchell's Creek	S. Schumack[1]		Ditto	10	
MINING REGISTRARS.					
Bathurst	E. Farr		Ditto	*	
	succeeded by C. E. B. Maybury		Ditto	30 0 0	
Young	J. R. Neate		Ditto	...	
	succeeded by J. R. Edwards		Ditto	25 0 0	
Gulgong	A. F. H. Stephen		Ditto	200 0 0	
Armidale	E. Marriott		Ditto	200 0 0	
Forbes	F. S. Osborne		Ditto	200 0 0	

[1] Mining Registrar only. * Fees.

MINING BOARD.

				Fees.
Members	H. A. Thomson (Chairman)	25 June, 1874	Governor and Executive Council —Elected under "Mining Act of 1874."	65 10 0
	James Baker	25 June, 1874	Ditto	65 15 0
	John M. Burns	15 June, 1874	Ditto	34 0 0
	James H. Griffin	15 June, 1874	Ditto	40 15 0
	Henry Copeland	15 June, 1874	Ditto	65 6 0
	John Morgan	15 June, 1874	Ditto	65 15 0
	T. F. De C. Browne	15 June, 1874	Ditto	65 15 0
	Wyman Brown	15 June, 1874	Ditto	63 1 0
	Henry Roman	15 June, 1874	Ditto	57 4 0
	James Eddy	15 June, 1874	Ditto	57 13 0
	James P. Sweeney	15 June, 1874	Ditto	65 6 0
Clerk to Mining Board	James Baker	25 June, 1874	Governor and Executive Council	107 0 0

Office.	Name.	Date of Appointment.	By whom appointed, and under what Instrument.	Annual Salary.	Date of first Appointment under the Colonial Government.
				£ s. d.	
SECRETARY FOR MINES—*continued.*					
BAILIFFS OF WARDENS' COURTS.					
Armidale	P. Kinsella		Governor and Executive Council	30 0 0	
Araluen	G. Taylor		Ditto	30 0 0	
Adelong	A. Anderson		Ditto	30 0 0	
Albury	T. Barclay		Ditto	10 0 0	
Bathurst	H. A. Maynard		Ditto	30 0 0	
Bombala	J. M. Gleeson		Ditto	10 0 0	
Braidwood	R. Hensley		Ditto	20 0 0	
Carcoar	C. Higgs		Ditto	20 0 0	
Cowra	J. H. Watson		Ditto	20 0 0	
Forbes	G. E. Job		Ditto	20 0 0	
Grafton	F. Doberer		Ditto	20 0 0	
Gulgong	J. Davoren		Ditto	20 0 0	
Grenfell	W. H. Hazelton		Ditto	20 0 0	
Gundagai	F. Morano		Ditto	20 0 0	
Gunning	R. Sherriff		Ditto	10 0 0	
Hill End	J. L. Stokes		Ditto	30 0 0	
Inverell[1]	E. Cunningham		Ditto	20 0 0	
Moruya	H. W. Barton		Ditto	20 0 0	
Mudgee	H. E. Wells		Ditto	15 0 0	
Nerrigundah	J. Shottin		Ditto	20 0 0	
Orange	J. Bastick		Ditto	20 0 0	
Oberon	J. B. Keen		Ditto	20 0 0	
Parkes	J. Noake		Ditto	30 0 0	
Rockley	R. Aldred		Ditto	20 0 0	
Stoney Creek	S. Y. Smedley		Ditto	20 0 0	
Sofala	J. S. St. Aubyn		Ditto	20 0 0	
Trunkey	W. King		Ditto	20 0 0	
Tuena	C. M. Carver		Ditto	20 0 0	
Tenterfield	M. O'Brien		Ditto	20 0 0	
Tumut	J. Carr		Ditto	10 0 0	
Tumbarumba	J. Loveridge		Ditto	20 0 0	
Tingha	E. Markham		Ditto	20 0 0	
Uralla	P. Kinsella		Ditto	Nil	
Wellington	P. Madden		Ditto	10 0 0	
Young	J. B. Salmon		Ditto	20 0 0	
Little River	R. D. Hensley		Ditto	5 0 0	

[1] Abolished, 1 August.

PART X.

Secretary for Public Works,

AND THE

DEPARTMENTS UNDER HIS SUPERVISION AND CONTROL.

SUMMARY.

	PAGE.
Public Works	90
Railways	90
Roads	93
Colonial Architect	94
Fitz Roy Dry Dock	95
Board for opening Tenders for Public Works	95
Harbours and Rivers:—	
Engineer's Department	95
Steam Dredge "Hunter"	96
Steam Dredge "Hercules"	96
Steam Dredge "Pluto"	97
Steam Dredge "Vulcan"	97
Steam Dredge "Samson"	97
Steam Dredge "Fitz Roy"	98
Steam Dredge "Titan"	98
Steam Dredge "Newcastle"	98

SECRETARY FOR PUBLIC WORKS.

Office.	Name.	Date of Appointment.	By whom appointed, and under what Instrument.	Annual Salary. £ s. d.	Date of first Appointment under the Colonial Government.
PUBLIC WORKS.					
Secretary for Public Works	John Sutherland	15 May, 1872	Administrator of Government and Executive Council.	1,500 0 0	27 Oct., 1868.*
	succeeded by				
	John Lackey	9 Feb., 1875	Governor and Executive Council	1,500 0 0	2 Feb., 1870.*
Under Secretary	John Rae[1]	15 Jan., 1861	Ditto	800 0 0	1 Jan., 1854.
Chief Clerk	Gerald Halligan	1 Oct., 1859	Ditto	500 0 0	13 May, 1848.
Clerks	William Forde	1 May, 1872	Ditto	300 0 0	1 Mar., 1859.
	Milton Sydney Love	1 May, 1872	Ditto	225 0 0	1 May, 1868.
Cadets	James Orr Trimble	1 Jan., 1874	Ditto	75 0 0	1 Jan., 1874.
	Arthur William Rowley ...	1 July, 1875	Ditto	52 0 0	1 July, 1875.
Messengers (2)	.....	.....	Secretary for Public Works { [2] 1 at / 1 at	150 0 0 / 100 0 0	
Housekeeper (1)[3]	.....	.....	Ditto	52 0 0	
[1] Gives security to the amount of £200. [2] Allowed £35 per annum in lieu of a house. [3] Allowed quarters, fuel, and light. * Services not continuous.					
RAILWAYS.					
Commissioner	John Rae	15 May, 1872	Governor and Executive Council, by Commission.	(See above)	1 Jan., 1854.
Secretary	Charles Augustus Goodchap	1 Jan., 1874	Governor and Executive Council	600 0 0	7 Jan., 1854.
Accountant	Albert H. Hall[1]	1 May, 1870	Ditto	450 0 0	5 July, 1860.
	succeeded by				
	Francis J. Wickham	1 Sept., 1875	Ditto	450 0 0	20 May, 1860.
Cashier	J. T. Bryant[2]	6 Nov., 1869	Ditto	350 0 0	1 Dec., 1864.
Record Clerk	L. P. Iredale	12 Aug., 1872	Ditto	275 0 0	4 Mar., 1867.
Bookkeeper	John Vernon	21 Aug., 1871	Ditto	250 0 0	1 Feb., 1869.
Clerk	Henry Percy G. Williams	1 Sept., 1866	Ditto	250 0 0	15 Jan., 1861.
Assistant Cashier	J. R. Neale[3]	1 Jan., 1872	Ditto	225 0 0	1 Jan., 1867.
Clerks	George Berner	22 Jan., 1869	Ditto	200 0 0	22 Jan., 1869.
Ticket and Stationery Clerk	Duncan M'Lachlan	12 Aug., 1872	Ditto	200 0 0	1 Sept., 1869.
Statistical Clerk	Joseph J. Keele[4]	4 Sept., 1871	Ditto	150 0 0	9 Sept., 1869.
Copying Clerk	Lyon J. Marks[5]	10 Nov., 1873	Ditto	175 0 0	— Feb., 1870.
	succeeded by				
	Daniel O'Connell	6 Oct., 1875	Ditto	150 0 0	20 Dec., 1870.*
Assistant Ticket Clerk	Eugene Lewis	1 Sept., 1872	Ditto	100 0 0	10 Jan., 1870.
Land Valuers	Thomas Cowlishaw[6]	29 April, 1859	Ditto	600 0 0	29 April, 1859.
	James Byrnes	20 July, 1875	Ditto	600 0 0	20 July, 1875.
	Henry Robertson	6 Nov., 1874	Ditto	400 0 0	6 Nov., 1874.
Messengers (2)	.....	.....	Commissioner for Railways	75 0 0	each.
Office-keepers (3)	.....	.....	Ditto ..... { 2 at / 1 at	52 0 0 / 50 0 0	
Engineer-in-Chief's Branch.					
Engineer-in-Chief	John Whitton[7]	27 Mar., 1856	Governor and Executive Council	1,800 0 0	27 Mar., 1856.
Chief Draftsman	John William Drewett ...	11 June, 1856	Commissioners under Railway Act	600 0 0	11 June, 1856.
Chief Clerk	William Henry Quodling..	8 Oct., 1857	Ditto	450 0 0	8 Oct., 1857.
Clerks	Robert Joseph Sheridan ...	4 Feb., 1861	Governor and Executive Council	275 0 0	4 Feb., 1861.
	John Patrick Finegan	7 Mar., 1871	Ditto	150 0 0 to 11 Aug. / 175 0 0 from 12 Aug.	1 Mar., 1867.
	Arthur William Tompson.	23 May, 1871	Ditto	150 0 0	23 May, 1871.
	Arthur Robert Monday ...	20 May, 1872	Secretary for Public Works	175 0 0	20 Jan., 1869.*
	Edward James Lambton[8]..	8 Nov., 1873	Ditto	150 0 0	25 Nov., 1872.*
	George Thirlwell Wilkinson	11 Nov., 1873	Ditto	100 0 0 to 30 April. / 125 0 0 fr 1 May to 30 Sep / 150 0 0 from 1 Oct.	11 Nov., 1873.
	Alfred George Hartnoll ...	9 June, 1875	Ditto	125 0 0 to 31 Aug. / 150 0 0 from 1 Sept.	9 June, 1875.
Temporary Clerks	James Doyle Browne	8 June, 1875	Ditto	12s. per diem.	8 June, 1875.
	James Macartney Beatty...	8 June, 1875	Ditto	£3 per week.	1 Aug., 1861.*
Draftsman	Henry Barker	1 July, 1869	Governor and Executive Council	300 0 0	16 Sept., 1867.
Temporary Draftsmen	George Wm. Alfred Bayley	1 Sept., 1867	Ditto	425 0 0	1 Sept., 1867.
	George Cotton Clark	1 Sept., 1867	Ditto	400 0 0	1 Sept., 1867.
	Edwin Robins Thomas ...	14 Nov., 1866	Ditto	300 0 0	14 Nov., 1866.
	Hugh Snell Chauncy	1 Aug., 1873	Secretary for Public Works	200 0 0	1 Aug., 1873.*
	Macnamara Russell.....	1 Oct., 1873	Ditto	350 0 0	25 July, 1867.*
	Edward Gjedsted.....	23 Dec., 1873	Ditto	250 0 0	23 Dec., 1873.
	Edward Alfred Bayley[9] ...	4 Aug., 1873	Ditto	100 0 0	4 Aug., 1873.
	Adam Arthur Jackson ...	19 Nov., 1874	Ditto	250 0 0	19 Nov., 1874.
Custodian of Plans	Robert Stenhouse	15 Feb., 1875	Ditto	85 0 0	5 April, 1874.
District Engineers[10]	William Burton Wade ...	1 June, 1873	Ditto	600 0 0	8 Feb., 1859.*
	George B. Murdock[11]	26 Aug., 1874	Ditto	500 0 0	26 Aug., 1874.
	Gother Frederick Mann ...	26 Nov., 1874	Ditto	500 0 0	1 Feb., 1857.*
	Henry Quodling	22 April, 1874	Ditto	500 0 0	5 Feb., 1861.*
	Kenneth Mackenzie.....	10 Mar., 1875	Ditto	500 0 0	2 Sept., 1862.
Assistant ditto	W. Glover[12]	6 Sept., 1875	Ditto	350 0 0	6 Sept., 1875.
Resident Engineer	Thomas Rhodes Firth[9] ...	1 Jan., 1875	Ditto	700 0 0	3 Mar., 1863.
Assistant Engineer in Charge of Trial Surveys.	Herbert Palmer[13]	1 Jan., 1875	Ditto	600 0 0	19 Sept., 1867.*
Surveyors	Robert Stelling Barker[14]...	9 Oct., 1872	Governor and Executive Council	300 0 0	9 Oct., 1872.

[1] To 14 August—Deceased. [2] Gives security to the amount of £4,000. [3] Gives security to the amount of £300. [4] To 11 December—Deceased. [5] To 31 July—Resigned. [6] To 6 November—Deceased. [7] Allowed 4s. per diem in lieu of forage for a horse, and 4os. per diem travelling expenses when absent from home on duty. [8] To 30 April—Resigned. [9] To 13 February—Resigned. [10] Allowed 8s. per diem in lieu of forage for two horses and £100 for travelling expenses when absent from home on duty. [11] To 22 March—Resigned. [12] Allowed £150 when in the field. [13] Allowed 30s. per diem travelling expenses. [14] To 31 March. * Services not continuous.

SECRETARY FOR PUBLIC WORKS—RAILWAYS—*continued.*

Engineer-in-Chief's Branch—continued.

Office.	Name.	Date of Appointment.	By whom appointed, and under what Instrument.	Annual Salary. £ s. d.	Date of first Appointment under the Colonial Government.
Surveyors[1]—*continued.*	George Jamieson	20 Nov., 1871	Governor and Executive Council	400 0 0	31 May, 1861.*
	Thomas Kennedy	3 Nov., 1871	Ditto	400 0 0	1 July, 1861.*
	William J. Fitzgerald	16 Jan., 1873	Ditto	300 0 0	16 Jan., 1873.
	Michael Herbert	1 Mar., 1873	Secretary for Public Works	250 0 0	1 Mar., 1873.
	Alfred Francis	7 May, 1873	Ditto	300 0 0	7 April, 1862.*
	Henry Hardy	20 April, 1873	Ditto	300 0 0	1 Feb., 1867.
	R. A. Hyndman	14 July, 1873	Ditto	300 0 0	14 July, 1873.
	George Cowdery	15 Sept., 1874 Re-appointed. 15 Nov., 1873	Ditto	400 0 0	24 Nov., 1862.*
	R. D. Stephens	13 Nov., 1873	Ditto	400 0 0	13 Nov., 1873.
	Nicholas Price Carver	5 Dec., 1873	Ditto	250 0 0 to 30 April. 300 0 0 from 1 May.	5 Dec., 1873.
	Charles Mayes	5 June, 1873	Ditto	300 0 0	5 June, 1873.
	Michael Fitzgerald	1 Feb., 1874	Ditto	250 0 0	1 Feb., 1874.
	Alfred Vine	19 Jan., 1874	Ditto	250 0 0	30 May, 1861.*
	Adrien C. Mountain	19 Jan., 1874	Ditto	300 0 0	19 Jan., 1874.
	J. W. Hoyle	10 Mar., 1874	Ditto	300 0 0	10 Mar., 1874.
	Clayton Turner Mason	24 July, 1874	Ditto	300 0 0	24 July, 1874.
	George William Townsend	13 April, 1874	Ditto	350 0 0	13 April, 1874.
	R. F. Stack	19 Jan., 1874	Ditto	400 0 0	19 Jan., 1874.
	William Hogan[2]	15 July, 1873	Ditto	250 0 0	15 July, 1873.
	John Usher[3]	23 Dec., 1874	Ditto	300 0 0	23 Dec., 1874.
Assistant Engineer in charge of Permanent Way and Works, Great Southern, Western, and Richmond Railways.	William Mason	1 Jan., 1871	Governor and Executive Council	700 0 0	11 June, 1856.
Superintendent of Way and Works, Great Northern Railway.	George Bewick	7 June, 1863 and 1 Aug., 1866	Ditto	450 0 0	19 Aug., 1858.
General Overseer, Great Southern, Western, and Richmond Railways.	William Scott	1 Sept., 1860 and 1 Aug., 1866	Ditto	500 0 0	29 Sept., 1856.
Inspector of Way and Works Great Southern, Western, and Richmond Railways.	Joseph Lewton	17 Mar., 1859 and 1 Aug., 1866	Ditto	300 0 0	5 Aug., 1858.
Inspector of Way and Works Great Northern Railway.	James Duffy	18 Jan., 1862 and 1 Aug., 1866	Ditto	275 0 0	1 Jan., 1860.
Locomotive Foreman, Great Northern Railway.	Thomas Boag	23 Nov., 1860 and 1 Aug., 1866	Ditto	400 0 0	23 Nov., 1860.

Traffic Branch—Great Southern, Great Western, and Richmond Railways.

Traffic Manager	Donald Vernon	1 Oct., 1873	Governor and Executive Council	600 0 0	— Aug., 1859.
Traffic Inspector	Harry E. Chipp[4]	1 Oct., 1873	Ditto	300 0 0	1 Oct., 1873.
	succeeded by John B. Goold	1 July, 1875	Ditto	300 0 0	— Oct., 1858.
Inspector and Station-master	Alexander Crawford	1 July, 1875	Ditto	250 0 0	— Dec., 1864.
First Clerk, Traffic Manager's Office.	Harry Richardson	1 Nov., 1873	Ditto	225 0 0	11 June, 1866.
Station-masters :—					
Sydney	Thomas Carlisle	1 July, 1863	Ditto	250 0 0	9 May, 1862.
„	George Trotter Evans	1 May, 1874	Ditto	250 0 0	— Dec., 1867.
Newtown	McVey Napier Falconer	1 Feb., 1869	Ditto	200 0 0	12 Dec., 1859.
Petersham	Richard Herbert	15 Oct., 1872	Ditto	150 0 0	— Nov., 1869.
Ashfield	George Bonamy	15 Oct., 1872	Ditto	150 0 0	— Aug., 1862.
Burwood	William Titterton	1 June, 1874	Ditto	150 0 0	— Feb., 1868.
Homebush	Andrew Moodie[5]	29 Aug., 1862	Ditto	175 0 0	18 Mar., 1856.
	succeeded by William Simpson	1 Feb., 1875	Ditto	150 0 0	— Sept., 1867.
Haslem's Creek	William Simpson[6]	15 Oct., 1872	Ditto	130 0 0	— Sept., 1867.
	succeeded by Copeland Bennett	1 Feb., 1875	Ditto	130 0 0	— Feb., 1871.
Parramatta Junction	James Higgs	1 Nov., 1872	Ditto	225 0 0	— April, 1857.
Fairfield	Samuel Crook[7]	13 Jan., 1870	Ditto	140 0 0	— Feb., 1864.
	succeeded by Henry Morris[8]	1 Feb., 1875	Ditto	140 0 0	— April, 1865.
	succeeded by Edward Fielding	1 Dec., 1875	Ditto	140 0 0	— Aug., 1873.
Liverpool	George Davies	1 Sept., 1871	Ditto	175 0 0	— April, 1867.
Campbelltown	Patrick Dwyer	1 June, 1869	Ditto	200 0 0	31 Mar., 1857.
Menangle	John Beeston	1 July, 1863	Ditto	150 0 0	1 July, 1863.
Picton	Charles Morris	1 June, 1874	Ditto	175 0 0	— July, 1864.

* Services not continuous.

[1] Each allowed £200 per annum in lieu of equipment when in the field. [2] To 31 March—Resigned. [3] To 30 May—Services dispensed with.
[4] To 13 May. [5] To 31 January—Appointed to Maruian. [6] To 31 January—Appointed to Homebush. [7] To 31 January—Appointed to Mount Victoria. [8] To 30 November—Appointed to Penrith.

Office.	Name.	Date of Appointment.	By whom appointed, and under what Instrument.	Annual Salary. £ s. d.	Date of first Appointment under the Colonial Government.
SECRETARY FOR PUBLIC WORKS—RAILWAYS—*continued.*					
Traffic Branch—Great Southern, Great Western, and Richmond Railways—continued.					
Station-masters—*contd.*					
Mittagong	George J. Roberts[1]	1 June, 1869	Governor and Executive Council	150 0 0	— Feb., 1868.
	succeeded by				
	James Watsford	1 Dec., 1875	Ditto	150 0 0	— Mar., 1867.
Bowral	James Octavious Bradley	1 Feb., 1872	Ditto	130 0 0	— Feb., 1870.
Sutton Forest	George Farquhar	1 Oct., 1874	Ditto	150 0 0	— Feb., 1859.
Marulan	Andrew Moodie	1 Feb., 1875	Ditto	175 0 0	— Mar., 1856.
Goulburn	Alexander Crawford[2]	1 Oct., 1874	Ditto	250 0 0	— Dec., 1864.
	succeeded by				
	George J. Roberts[3]	1 July, 1875	Ditto	250 0 0	— Feb., 1868.
	succeeded by				
	Robert R. Ewen	1 Dec., 1875	Ditto	200 0 0	— April, 1860.
Gunning	George J. Roberts	1 Nov., 1875	Ditto	250 0 0	— Feb., 1868.
Parramatta	Edward Woodgate	1 Aug., 1864	Ditto	250 0 0	27 Nov., 1857.
Seven Hills	George Woodhall[4]	1 Aug., 1872	Ditto	130 0 0	— June, 1860.
	succeeded by				
	William Elyard	1 July, 1875	Ditto	130 0 0	— Mar., 1870.
Blacktown	John Collins	1 Dec., 1863	Ditto	225 0 0	— Mar., 1858.
Rooty Hill	Samuel Pass[5]	1 Jan., 1871	Ditto	140 0 0	— April, 1867.
	succeeded by				
	John Stafford	1 Dec., 1875	Ditto	140 0 0	— May, 1865.
South Creek	James Watsford[6]	1 Sept., 1871	Ditto	140 0 0	— Mar., 1867.
	succeeded by				
	George Woodhall	1 July, 1875	Ditto	150 0 0	— June, 1860.
Penrith	John B. Goold[7]	1 Oct., 1874	Ditto	250 0 0	— Oct., 1858.
	succeeded by				
	James Watsford[8]	1 July, 1875	Ditto	150 0 0	— Mar., 1867.
	succeeded by				
	Henry Morris	1 Dec., 1875	Ditto	150 0 0	— April, 1865.
Emu Plains	John G. Bissett	1 Jan., 1875	Ditto	130 0 0	— Feb., 1870.
Blue Mountains	John Muir	1 Jan., 1875	Ditto	140 0 0	— Mar., 1865.
Mount Victoria	Marmaduke Arthur Hornidge.[9]	15 Oct., 1872	Ditto	175 0 0	— Mar., 1868.
	succeeded by				
	Samuel Crook	1 Feb., 1875	Ditto	175 0 0	— Feb., 1864.
Bowenfells	Thomas M'Koy	1 Mar., 1871	Ditto	175 0 0	— Feb., 1867.
Wallerawang	Marmaduke Arthur Hornidge.	1 Feb., 1875	Ditto	225 0 0	— Mar., 1868.
Rydal	John R. Thomson	1 July, 1872	Ditto	150 0 0	— Aug., 1870.
Tarana	John M'Nab	19 May, 1873	Ditto	150 0 0	— Feb., 1870.
Macquarie Plains	Thomas E. Ward	1 Feb., 1875	Ditto	130 0 0	— April, 1871.
Raglan	Edward Higgs	1 Oct., 1873	Ditto	250 0 0	— Mar., 1856.
Kelso	Samuel Pass	1 Dec., 1875	Ditto	150 0 0	— April, 1867.
Riverstone	Edward Fielding[10]	1 June, 1874	Ditto	130 0 0	— Aug., 1873.
	succeeded by				
	Charles Little	1 Dec., 1875	Ditto	130 0 0	— Oct., 1871.
Mulgrave	George Robert Henson	15 Oct., 1872	Ditto	130 0 0	— Aug., 1867.
Windsor	David Scotland	15 Oct., 1872	Ditto	225 0 0	— Mar., 1868.
Richmond	Samuel M'Kenzie	1 June, 1874	Ditto	175 0 0	7 Aug., 1858.
Goods Foreman, Sydney	Charles Paull	— Sept., 1871	Ditto	200 0 0	— Mar., 1865.
Great Northern Railway.					
Traffic Manager	John Higgs	1 Oct., 1873	Ditto	500 0 0	10 Oct., 1855.
Clerk and Cashier	Frederick R. Neild	1 June, 1873	Ditto	200 0 0	— Mar., 1862.
Wharfinger, Newcastle	William L. Pendleton	1 Dec., 1875	Ditto	300 0 0	1 Dec., 1875.
Acting Wharfinger (To 30 Nov.)	John J. Coombes	15 Dec., 1874	Ditto	250 0 0	15 Dec., 1874.
Assistant Wharfinger		1 Dec., 1875		200 0 0	
Station-master, Newcastle	Edmund Herald	16 Oct., 1872	Ditto	225 0 0	1 May, 1872.
Clerk in Charge, Newcastle	William T. A. Smith	1 Jan., 1875	Ditto	200 0 0	1 Sept., 1870.
Station-masters:—					
Honeysuckle Point	William B. Smith	17 April, 1871	Ditto	150 0 0	— Nov., 1864.
Waratah	George Mattingly	1 Jan., 1870	Ditto	175 0 0	19 May, 1869.
Hexham	William Morse	26 June, 1873	Ditto	150 0 0	14 June, 1869.
East Maitland	James Wallace	1 June, 1873	Ditto	175 0 0	1 Nov., 1867.
High-street	Denis A. Garvan	5 April, 1872	Administrator of Government and Executive Council.	150 0 0	1 Mar., 1862.
West Maitland	George T. Ferris	16 Oct., 1872	Ditto	200 0 0	— May, 1865.
Wollombi Road	Thomas Crothers	19 May, 1869	Ditto	130 0 0	19 May, 1869.
Lochinvar	William Badcock	1 June, 1873	Ditto	150 0 0	— Aug., 1868.
Branxton	James Burns	16 Oct., 1872	Ditto	150 0 0	— Mar., 1857.
Singleton	William U. Verdon	17 April, 1871	Ditto	175 0 0	— July, 1859.
Camberwell	James Tait Manson	1 June, 1873	Ditto	130 0 0	19 May, 1869.
Muswellbrook	James John Robertson	17 April, 1871	Ditto	200 0 0	7 July, 1860.*
Morpeth	William Wilkinson	1 June, 1865	Ditto	225 0 0	24 Mar., 1862.
Scone	George Brackenreg	16 Oct., 1872	Ditto	175 0 0	— July, 1860.
Murrurundi	Frederick W. Cox	16 Oct., 1872	Ditto	250 0 0	21 April, 1864.
Porter in charge, Aberdeen	John M'Lean	1 Jan., 1872	Commissioner for Railways	120 0 0	— July, 1861.
Porter in charge, Wallsend	John Henry Walker	1 June, 1873	Ditto	£2 8s. ℔ week	— May, 1863.

[1] To 30 June—Appointed to Goulburn. [2] To 30 June, see p. 91. [3] To 31 October. [4] To 30 June—Appointed to South Creek. [5] To 30 November—Appointed to Kelso. [6] To 30 June. [7] To 30 June—Appointed Traffic Inspector. [8] To 30 November—Appointed to Mittagong. [9] To 31 January—Appointed to Wallerawang. [10] To 30 November—Appointed to Fairfield. * Services not continuous.

NOTE.—Each of the Station-masters allowed a house, or an allowance in lieu thereof; they also give security for the due performance of their duties. The Traffic Manager, Great Northern Railway, gives security to the amount of £1,000, and the Cashier for £300.

Office.	Name.	Date of Appointment.	By whom appointed, and under what Instrument.	Annual Salary. £ s. d.	Date of first Appointment under the Colonial Government.
SECRETARY FOR PUBLIC WORKS—RAILWAYS—*continued*.					
Traffic Audit Branch.					
Traffic Auditor	William Vere Read	1 Oct., 1873	Governor and Executive Council	400 0 0	26 Sept., 1855.
Assistant ditto	John Seale	1 May, 1867	Ditto	250 0 0	— Jan., 1863.
Clerks	William Rooke Row	1 Jan., 1872	Ditto	208 0 0	— April, 1870.
	Samuel Dyer Hancox	1 Jan., 1873	Ditto	170 0 0	— Jan., 1870.
	Walter Oakes	1 Jan., 1872	Ditto	170 0 0	— July; 1866.
	Thomas Underwood	1 Jan., 1872	Ditto	156 0 0	— Dec., 1867.
	Charles Alfred Neale	1 Nov., 1873	Ditto	150 0 0	— Aug., 1868.
	W. B. Riley	23 Dec., 1874	Commissioner for Railways	120 0 0	23 Dec., 1874.
	James Williams	1 Jan., 1873	Ditto	75 0 0 to 31 Jan.	25 Sept., 1872.
				90 0 0 from 1 Feb.	
	Hampton Slatyer	16 July, 1873	Ditto	75 0 0 to 31 Jan.	16 July, 1873.
				109 0 0 from 1 Feb.	
	William Bateman	5 Mar., 1873	Ditto	52 0 0 to 31 Jan.	5 Mar., 1873.
				75 0 0 from 1 Feb.	
	Charles Cane	1 Aug., 1874	Ditto	52 0 0	29 Mar., 1874.
	Hugh M'Lachlan	1 Feb., 1875	Ditto	52 0 0	1 Feb., 1875.
	Thomas Bonamy	1 Jan., 1873	Ditto	182 0 0	— Dec., 1862.
	Henry Morris[1]	1 June, 1873	Ditto	156 0 0	— Feb., 1866.
	Thomas H. M'Clelland	1 May, 1873	Governor and Executive Council	150 0 0	— Aug., 1866.
	John R. Neild	1 May, 1873	Commissioner for Railways	150 0 0	— June, 1868.
	William Lackey	1 Aug., 1874	Ditto	109 4 0 to 31 Jan.	1 April, 1872.
				135 0 0 fr. 1 Feb. to 31 May	
				156 0 0 from 1 June.	
	Thomas Parkes	1 Oct., 1874	Ditto	150 0 0	— Oct., 1866.*
Store Branch.					
Storekeeper	Alexander Richardson[2]	1 Oct., 1873	Governor and Executive Council	350 0 0	27 Aug., 1867.
Assistant ditto	Henry Fligg[3]	10 April, 1861	Ditto	275 0 0	— Feb., 1859.
First Clerk	Michael Seale	1 Dec., 1870	Ditto	200 0 0	— Aug., 1862.
Clerks	Henry Augustus Chapman	9 Aug., 1869	Ditto	175 0 0	— April, 1864.
	Prescott Caznean	1 Mar., 1874	Ditto	156 0 0	— Sept., 1867.
	Henry Carruthers	1 Dec., 1873	Ditto	140 0 0	— Dec., 1873.

[1] To 31 January. [2] Gives security to the amount of £500. [3] Gives security to the amount of £350.

* Services not continuous.

ROADS.

Commissioner and Engineer	William Christopher Bennett.[1]	1 Nov., 1862	Governor and Executive Council, by Commission.	900 0 0	18 Jan., 1854.*
Assistant Engineer	Gustave A. Morell[2]	13 June, 1867	Governor and Executive Council	550 0 0	5 Jan., 1863.
Chief Clerk and Cashier	Francis John Wickham[3]	1 Jan., 1868	Ditto	400 0 0	20 May, 1860.
	succeeded by				
	George Cook Eames[4]	1 Sept., 1875	Ditto	400 0 0	21 July, 1863.
Accountant	Patrick Henry Flynn[4]	1 Jan., 1868	Ditto	325 0 0	17 July, 1856.
Clerk in charge of Trustee Roads.	George Cook Eames[5]	1 Jan., 1868	Ditto	350 0 0	21 July, 1863.
	succeeded by				
	John George Lackey	1 Sept., 1875	Ditto	300 0 0	26 April, 1871.
Clerks	Henry De Boos[6]	1 May, 1872	Ditto	250 0 0	1 April, 1864.
	succeeded by				
	John S. Whitney	1 May, 1875	Ditto	250 0 0	25 Jan., 1859.
	Owen Carroll[7]	1 June, 1870	Ditto	225 0 0	11 July, 1868.
	William Henry Payten[7]	5 Jan., 1872	Ditto	125 0 0 to 2 June.	15 Nov., 1871.
				150 0 0 from 3 June.	
	Thomas Robert Steel	22 Feb., 1873	Ditto	100 0 0	22 Feb., 1873.
	Henry Manning	25 Aug., 1873	Ditto	100 0 0	1 July, 1865.
	William T. Jones	25 Aug., 1873	Ditto	100 0 0	25 Aug., 1873.
(On probation)	Richard Ramsden	23 Dec., 1875	Secretary for Public Works	120 0 0	23 Dec., 1875.
	John Bede Blake	2 April, 1874	Governor and Executive Council,	50 0 0 to 8 April.	2 April, 1874.
				75 0 0 from 9 April to 31 Aug.	
				100 0 0 from 1 Sept.	
	John George Oram	1 Oct., 1874	Ditto	50 0 0	1 Oct., 1874.
Cadet	Frederick George Rae	2 April, 1874	Ditto	75 0 0	2 April, 1874.

[1] Allowed £100 per annum for equipment, and 30s. per diem when travelling on duty—Gives security to the amount of £600. [2] Allowed 30s. per diem when travelling on duty. [3] Gives security to the amount of £1,000—To 31 August, transferred to Railway Department. [4] Gives security to the amount of £1,000. [5] Promoted. [6] Exchanged appointments with Mr. Whitney, of Audit Office. [7] Gives security to the amount of £300. * Services not continuous.

Office.	Name.	Date of Appointment.	By whom appointed, and under what Instrument.	Annual Salary.	Date of first Appointment under the Colonial Government.
				£ s. d.	
SECRETARY FOR PUBLIC WORKS—ROADS—*continued.*					
Cadets—*contd.*	Fredk. G. M. Baker[1]	2 April, 1874	Governor and Executive Council	75 0 0	2 April, 1874.
	John Joseph Burns	1 Oct., 1874	Ditto	50 0 0 to 31 Oct.	1 Oct., 1874.
				75 0 0 from 1 Nov.	
(On probation)	Alfred R. Potter	15 Mar., 1875	Secretary for Public Works	50 0 0	15 Mar., 1875.
	Edward G. Cronin	15 Mar., 1875	Ditto	50 0 0	15 Mar., 1875.
	Crawford Allen[2]	3 June, 1875	Ditto	50 0 0	3 June, 1875.
	Denis F. Bullen	24 Sept., 1875	Ditto	52 0 0	24 Sept., 1875.
Draftsman	William Bullen	1 May, 1872	Governor and Executive Council	250 0 0	7 Aug., 1868.*
Road Superintendents	Frederick Wells[3]	1 Aug., 1867	Ditto	500 0 0	28 Mar., 1859.*
	Ernest Anthony Nardin[4]	1 Jan., 1863	Ditto	400 0 0	19 Mar., 1860.
	Patrick Dooner[4]	27 Jan., 1867	Ditto	400 0 0	9 June, 1863.
	Edwin Joseph Statham[4]	21 July, 1869	Ditto	400 0 0	1 Jan., 1860.*
	Frederick A. Franklyn[4]	20 Sept., 1870	Ditto	400 0 0	1 April, 1867.*
	William Snell Chauncy[4]	19 April, 1860	Ditto	400 0 0	19 April, 1860.
	James B. Meldrum[4]	1 Aug., 1866	Ditto	375 0 0	29 April, 1863.
	Alexander C. Bayley[4]	26 Dec., 1862	Ditto	375 0 0	6 June, 1856.*
	Edward T. Whiteside[5]	1 July, 1870	Ditto	375 0 0	1 June, 1868.
	Arthur Pepys Wood[5]	5 May, 1869	Ditto	375 0 0	31 July, 1861.
	Percy Scarr[5]	15 Oct., 1867	Ditto	375 0 0	15 Oct., 1867.
	Stephen A. Donnelly[4]	20 Feb., 1867	Ditto	375 0 0	20 Feb., 1867.
	George Philben[5]	1 July, 1867	Ditto	375 0 0	13 Nov., 1861.
	Peter Doyle[5]	1 April, 1868	Ditto	340 0 0	6 May, 1855.
	Patrick Murray[5]	22 Jan., 1867	Ditto	340 0 0	15 May, 1863.
	Adalbert Weber[6]	16 July, 1860	Ditto	300 0 0	1 Mar., 1855.*
	James J. Duffy[6]	1 July, 1867	Ditto	300 0 0	26 July, 1864.
	William T. Bundock[6]	13 Aug., 1867	Ditto	300 0 0	10 Nov., 1863.
	Robert Donaldson[6]	20 Dec., 1867	Ditto	300 0 0	28 Nov., 1866.
	George Earngey[6]	1 May, 1869	Ditto	300 0 0	24 Mar., 1868.
	George Mc. L. Mathison[6]	11 July, 1874	Ditto	300 0 0	11 July, 1874.
	Alexander C. Bell[6]	1 May, 1868	Ditto	250 0 0	21 Jan., 1867.
	Andrew J. Liddell[7]	1 Mar., 1873	Ditto	250 0 0	21 Aug., 1871.
	Alexander L. Patison[6]	3 Sept., 1873	Ditto	250 0 0	3 Sept., 1873.
	John M. Smail[7]	20 Aug., 1875	Secretary for Public Works	200 0 0	20 Aug., 1875.
	Jesse Cowley[6]	1 June, 1874	Governor and Executive Council	200 0 0	1 June, 1874.
	M. E. Wikner[6]	22 May, 1874	Ditto	200 0 0	22 May, 1874.
	William H. Higman[6]	18 Sept., 1874	Ditto	200 0 0	1 Mar., 1871.
	Thomas Magner[6]	6 Mar., 1872	Ditto	200 0 0	1 Feb., 1864.
	Arthur J. C. Single[6]	16 Sept., 1875	Ditto	200 0 0	16 Sept., 1875.
	Hugh Miller[8]	27 Nov., 1874	Ditto	200 0 0	1 Jan., 1874.
Field Cadets	Horace Mann[9] succeeded by	12 Mar., 1874	Ditto	156 0 0	17 Dec., 1870.
	Frederick G. M. Baker[10]	13 Sept., 1875	Ditto	15/- ℔ diem to 16 Dec.	2 April, 1874.
				156 0 0 per annum from 17 Dec.	
	Edward M'Allman[10]	1 Jan., 1875	Ditto	156 0 0	4 Mar., 1873.
	Cecil W. E. Bedford[10]	1 Jan., 1875	Ditto	156 0 0	1 Oct., 1874.
	Thomas Philip Davis[10]	1 Dec., 1873	Ditto	156 0 0	1 Dec., 1873.
	Arthur J. Doyle	1 May, 1874	Ditto	50 0 0 to 25 Aug.	1 May, 1874.
				15/- ℔ diem from 26 Aug.	
Messenger (1)	.....	.....	.....	75 0 0	.....

[1] To 12 September—see below. [2] To 2 August—Resigned. [3] Allowed £70 per annum for equipment, and 30s. per diem when travelling. [4] Receives £150 per annum travelling allowance—Gives security to the amount of £1,000. [5] Receives £150 per annum travelling allowance—Gives security to the amount of £500. [6] Receives £125 per annum travelling allowance—Gives security to the amount of £500. [7] Receives £125 per annum travelling allowance. [8] Receives £80 per annum travelling allowance—Gives security to the amount of £500. [9] Receives £80 per annum travelling allowance—To 18 August—Resigned. [10] Allowed £80 per annum travelling allowance.

* Services not continuous.

COLONIAL ARCHITECT.

Colonial Architect	James Barnet[1]	1 Jan., 1865	Governor and Executive Council	1,000 0 0	4 Aug., 1860.
1st Clerk of Works	William Coles[2]	26 Oct., 1857	Ditto	600 0 0	1 Oct., 1854.
Clerks of Works	Mortimer Wm. Lewis, jun.	16 Nov., 1843*	Governor	500 0 0	1 Oct., 1837, to
		1 July, 1850			15 Nov., 1839.
					16 Nov., 1843.
	John M'Crackan	21 Aug., 1860	Governor and Executive Council	450 0 0	21 Aug., 1860.
	Edmund S. V. Spencer	1 Sept., 1872	Ditto	425 0 0	4 Jan., 1867.
	Edwin Colley	1 Jan., 1874	Ditto	350 0 0	23 April, 1867.
	William E. Kemp	1 Jan., 1874	Ditto	350 0 0	9 Oct., 1872.
1st Foreman of Works	James Kay	1 Jan., 1874	Ditto	275 0 0	20 Feb., 1866.
2nd ditto	Robert Mackellar	1 Jan., 1874	Ditto	250 0 0	4 Dec., 1867.
Chief Draftsman and Instructor of Cadets.	Alfred Cook	1 Jan., 1874	Ditto	400 0 0	24 April, 1854.
Draftsmen	Louis Robertson	1 Jan., 1868	Ditto	300 0 0	21 June, 1860.
	Alfred G. Edwards	1 Jan., 1868	Ditto	200 0 0	28 Jan., 1864.
	James Peattie	1 Jan., 1874	Ditto	150 0 0	15 Sept., 1865.

[1] Allowed forage for a horse—Gives security to the amount of £1,000. [2] Allowed forage for a horse.

* From this date to 30 June, 1850, the salary was charged to the Votes for Works on which employed.

Office.	Name.	Date of Appointment.	By whom appointed, and under what Instrument.	Annual Salary.	Date of first Appointment under the Colonial Government.
				£ s. d.	

SECRETARY FOR PUBLIC WORKS—COLONIAL ARCHITECT—*continued.*

Chief Clerk	Henry Chapman	1 Aug., 1856	Governor and Executive Council	500 0 0	1 Dec., 1837.
Clerks	James M'Shane	18 June, 1859	Ditto	350 0 0	18 June, 1859.
	John Thomas Neale	1 Sept., 1864	Ditto	300 0 0	9 Mar., 1861.
	George Bagot Stack	19 May, 1865	Ditto	200 0 0	14 Jan., 1863.
	James Forsythe	1 Jan., 1871	Ditto	150 0 0	27 Feb., 1869.
Probationary Clerk	George Ternan[1]	30 Oct., 1874	Secretary for Public Works	100 0 0	30 Oct., 1874.
	succeeded by				
	James Purchase	5 Aug., 1875	Ditto	100 0 0	5 Aug., 1875.
Cadets	Charles H. Slatyer	1 Aug., 1874	Ditto	75 0 0	5 Mar., 1873.
	John Doherty	22 June, 1874	Ditto	52 0 0	22 June, 1874.
	William Mitchell	9 Feb., 1875	Ditto	Nil.	9 Feb., 1875.
Messenger (1)	.....	.....	Colonial Architect	100 0 0	
Officekeeper (1)[2]	.....	.....	Ditto	50 0 0	
Boatman (1)	.....	.....	Ditto	108 0 0	

[1] To 4 August. [2] Allowed quarters, fuel, and light.

FITZ ROY DRY DOCK, COCKATOO ISLAND.

Shipwright Carpenter and Foreman of Dock.	Samuel Hayes[1]	6 May, 1872	Governor and Executive Council	250 0 0	6 May, 1872.
Clerk and Storekeeper	William F. Lloyd[1]	14 Mar., 1873	Secretary for Public Works	144 0 0	14 Mar., 1873.
Assistant Storekeeper	Walter W. Hayward	1 July, 1875	Ditto	120 0 0	1 July, 1875.
Engineer Mechanic	John Doran[1]	15 July, 1861	Governor and Executive Council	180 0 0	15 July, 1861.
Fireman (1)[1]	.....	.....	Secretary for Public Works	108 0 0	
Watchman (1)[1]	.....	.....	Ditto	6s. per diem.	

[1] Allowed a house and fuel.

BOARD FOR OPENING TENDERS FOR PUBLIC WORKS.

Members .....(Chairman)	John Rae	.....	Governor and Executive Council	Nil.	1 Jan., 1854.
	John Whitton				27 Mar., 1856.
	E. O. Moriarty				1 May, 1849.
	W. C. Bennett				18 Jan., 1854.*
	James Barnet				4 Aug., 1860.
	Edward Charles Cracknell				1 Jan., 1858.
Secretary	Gerald Halligan	.....	Ditto	50 0 0	13 May, 1848.

* Services not continuous.

HARBOURS AND RIVER NAVIGATION.

ENGINEER'S DEPARTMENT.

Engineer-in-Chief	Edward Orpen Moriarty	10 Oct., 1858	Governor and Executive Council	1,100 0 0	1 May, 1849.
Chief Clerk and Accountant	Joseph Barling	21 Aug., 1871	Ditto	400 0 0	1 Aug., 1860.
Bookkeeper and Cashier	Samuel Steel[1]	17 May, 1870	Ditto	275 0 0	17 May, 1870.
Examiner	James Kingsbury[2]	1 Jan., 1872	Ditto	275 0 0	5 Nov., 1863.
Clerks	John Bibb[1]	21 April, 1873	Secretary for Public Works	220 0 0	20 Aug., 1868.
	James Conley	20 Jan., 1875	Ditto	200 0 0	20 Jan., 1875.
	Samuel M. Burrows[3]	15 Oct., 1871	Ditto	175 0 0	15 Nov., 1870.
	John Portus	1 May, 1874	Ditto	100 0 0	23 Nov., 1870.
	William Kelsey Oatley	1 Feb., 1875	Ditto	100 0 0	8 May, 1873.
Chief Surveyor and Draftsman.	John Skinner	5 Sept., 1874	Governor and Executive Council	400 0 0	19 Feb., 1863.*
Draftsmen	Richard Henry Downing	1 Oct., 1874	Ditto	400 0 0	1 Oct., 1874.
	George A. Tillett	1 Nov., 1874	Ditto	325 0 0	8 Sept., 1863.
	Charles A. Braithwaite[4]	1 Sept., 1874	Secretary for Public Works	200 0 0	1 Sept., 1874.
	Joshua Percy Josephson	28 Oct., 1872	Ditto	250 0 0	28 Oct., 1872.
	Peter Blackey	15 Nov., 1875	Ditto	15s. per diem.	17 Nov., 1870.*
	John G. Laing	13 Nov., 1872	Ditto	200 0 0	13 Nov., 1872.
	Ashley E. M. Moore	1 July, 1874	Ditto	150 0 0	1 July, 1874.
Cadets	Timothy Coghlan	16 April, 1873	Ditto	120 0 0	16 April, 1873.
	Gerald H. Halligan	15 July, 1873	Ditto	100 0 0	23 Sept., 1872.
	John Adolf Rossbach	1 Oct., 1874	Ditto	52 0 0	1 Oct., 1874.
	Henry H. Leigh Berthon	16 Nov., 1874	Ditto	52 0 0	16 Nov., 1874.
	Frederick S. Arnheim	1 Jan., 1875	Ditto	.....	1 Jan., 1875.
	Mordaunt L. Maclean	1 Jan., 1875	Ditto	.....	1 Jan., 1875.
Messenger (1)	.....	.....	Engineer-in-Chief	100 0 0	
Officekeeper (1)[5]	.....	.....	Secretary for Public Works	25 0 0	
Assistant Engineers—					
Kiama	William Anderson[6]	1 Jan., 1873	Governor and Executive Council	550 0 0	3 Dec., 1858.
Hunter River	Cecil W. Darley[7]	1 Jan., 1873	Ditto	550 0 0	1 Oct., 1867.
Clarence River	Merion H. Moriarty[1]	1 Oct., 1874	Ditto	550 0 0	1 Aug., 1860.
Moruya River	Alfred Williams[3]	10 Aug., 1874	Secretary for Public Works	500 0 0	10 Aug., 1874.

[1] Gives security to the amount of £300. [2] Allowed £50 per annum for quarters—Gives security to the amount of £200. [3] Gives security to the amount of £200. [4] To 31 January—Resigned. [5] Allowed quarters, fuel, and light. [6] To 1 November—Deceased. [7] Gives security to the amount of £700.
* Services not continuous.

Office.	Name.	Date of Appointment.	By whom appointed, and under what Instrument.	Annual Salary.	Date of first Appointment under the Colonial Government.
				£ s. d.	

SECRETARY FOR PUBLIC WORKS—HARBOURS AND RIVER NAVIGATION—*continued.*

ENGINEER'S DEPARTMENT—*continued.*

Clerk to Assistant Engineer, Hunter River.	William Kelsey Oatley[1] ...	1 Oct., 1874	Secretary for Public Works	125 0 0	8 May, 1873.
	succeeded by William E. Kemp	7 June, 1875	Ditto	52 0 0 to 30 Sept. 104 0 0 from 1 Oct.	7 June, 1875.
Murray, Murrumbidgee, and Darling Rivers—					
District Engineer.....	Charles Berthon	1 Dec., 1871	Governor and Executive Council	400 0 0	1 Jan., 1863.
Superintendent	James M. Byrnes[2]	8 Aug., 1866	Secretary for Public Works	£1 ℔ diem.	8 Aug., 1866.
Assistant Surveyor.....	Thomas W. Keele	9 Mar., 1871	Ditto	300 0 0	9 Mar., 1871.
Clerk and Timekeeper	T. M. Perrott	17 Nov., 1873	Ditto	14/3 ℔ diem	17 Nov., 1873.
Marine Surveyor	Frederick W. Sidney, Capt. R.N.[3]	1 April, 1874	Governor and Executive Council	360 0 0	1 April, 1874.
Superintendent of Works.	James Hoey	15 Dec., 1871	Ditto	350 0 0	26 Mar., 1868.*
Ballast-master, Newcastle...	Henry M. Bohle	1 Sept., 1866	Ditto	200 0 0	1 Sept., 1866.
Boatman to Ballast-master	(1)	.....	.....	96 0 0	
Registrar of Gauges, Nepean and Cataract Rivers.	C. J. Robinson[4]	12 Mar., 1873	Secretary for Public Works	104 0 0	12 Mar., 1873.
	succeeded by J. S. Russell[5]	16 June, 1875	Ditto	104 0 0	16 June, 1875.
Blackwattle Bay—					
Bridge-opener (1)	.....	.....	Ditto	120 0 0	
Glebe Island Bridge—					
Overseer (1)	.....	.....	Ditto	156 0 0	

[1] To 31 January—Appointed Clerk, Chief Office. [2] Allowed 15s. per week in lieu of forage for a horse. [3] To 30 June—Resigned. [4] To 15 June.
[5] Allowed £10 per annum for forage for a horse. * Services not continuous.

STEAM DREDGE "HUNTER."

Engineer and Master[1]	Alexander B. Portus[2]	1 Oct., 1874	Governorand Executive Council	300 0 0	1 Oct., 1865.
	succeeded by David S. Kirkwood	1 June, 1875	Ditto	300 0 0	1 Nov., 1864.
Mate (1)	.....	.....	.....	156 0 0	
Blacksmith (1)	.....	.....	.....	168 0 0	
Carpenters (2)	.....	.....	.....	144 0 0	each.
Stoker (1)	.....	.....	.....	144 0 0	
Engine-man (1)	.....	.....	.....	120 0 0	
Striker (1)	.....	.....	.....	120 0 0	
Coxswain (1)	.....	.....	.....	120 0 0	
Seamen (3)	.....	.....	.....	104 0 0	,,
Cook (1)	.....	.....	.....	104 0 0	
Nightwork—					
Mate (1)	.....	.....	.....	156 0 0	
Stoker (1).....	.....	.....	.....	144 0 0	
Engine-man (1)	.....	.....	.....	120 0 0	
Coxswains (3)	.....	.....	.....	120 0 0	,,
Seamen (3)	.....	.....	.....	104 0 0	,,
Steam Tug "Cyclops"—					
Master (1)	.....	.....	.....	168 0 0	
Engine-man (1)	.....	.....	.....	168 0 0	
Stoker (1).....	.....	.....	.....	120 0 0	
Seamen (2)	.....	.....	.....	104 0 0	,,
Nightwork—					
Master (1)	.....	.....	.....	192 0 0	
Engine-man (1)	.....	.....	.....	168 0 0	
Stoker (1)	.....	.....	.....	120 0 0	
Seamen (2)	.....	.....	.....	104 0 0	,,

[1] Gives security to the amount of £300. [2] To 31 May—Transferred to Newcastle.

STEAM DREDGE "HERCULES."

Engineer and Master[1]	Joseph Mather[2]	22 Sept., 1874	Governor and Executive Council	275 0 0	22 Sept., 1874.
	succeeded by Alexander Halkett	1 June, 1875	Ditto	300 0 0	23 Sept., 1872.
Mate (1).....	.....	.....	.....	156 0 0	
Engineer (1)	.....	.....	.....	144 0 0	
Stoker (1)	.....	.....	.....	120 0 0	
Carpenter (1).....	.....	.....	.....	144 0 0	
Coxswains (2).....	.....	.....	.....	120 0 0	each.
Seamen (5).....	.....	.....	.....	104 0 0	each.
Watchman (1)	.....	.....	.....	104 0 0	
Cook (1)	.....	.....	.....	104 0 0	
Boy (1)	.....	.....	.....	60 0 0	
Steam Tug "Achilles"—					
Master (1)	.....	.....	.....	168 0 0	
Engineer (1).....	.....	.....	.....	240 0 0	
Stokers (2)	.....	.....	.....	120 0 0	each.
Deck hand (1).....	.....	.....	.....	104 0 0	

[1] Gives security to the amount of £300. [2] To 31 May—See next page.

Office.	Name.	Date of Appointment.	By whom appointed, and under what Instrument.	Annual Salary. £ s. d.	Date of first Appointment under the Colonial Government.
SECRETARY FOR PUBLIC WORKS—HARBOURS AND RIVER NAVIGATION—*continued*.					
STEAM DREDGE "PLUTO."					
Engineer and Master[1]	Adam Howitt*	1 Oct., 1874	Governor and Executive Council	275 0 0	1 May, 1870.
Mate (1)	...	...	...	144 0 0	
Carpenter (1)	...	...	...	144 0 0	
Blacksmith (1)	...	...	...	144 0 0	
Engineer (1)	...	...	...	128 0 0	
Striker (1)	...	...	...	96 0 0	
Stoker (1)	...	...	...	108 0 0	
Seaman (1)	...	...	...	96 0 0	
Puntman (1)	...	...	...	96 0 0	
Coxswain (1)	...	...	...	120 0 0	
Steam Tug "Pearl"—					
Master (1)	...	...	...	144 0 0	
Engineer (1)	...	...	...	144 0 0	
Stoker (1)	...	...	...	108 0 0	
Deck hand (1)	...	...	...	96 0 0	
[1] Gives security to the amount of £300.					
STEAM DREDGE "VULCAN."					
Engineer and Master[1]	John Laing[2] succeeded by	1 Oct., 1874	Governor and Executive Council	300 0 0	1 Aug., 1868.
	Joseph Mather	1 June, 1875	Ditto	275 0 0	22 Sept., 1874.
Blacksmith (1)	...	...	...	168 0 0	
Mate (1)	...	...	...	144 0 0	
Carpenter (1)	...	...	...	144 0 0	
Striker (1)	...	...	...	120 0 0	
Stoker (1)	...	...	...	144 0 0	
Coxswains (2)	...	...	...	120 0 0	each.
Engineman (1)	...	...	...	120 0 0	
Seamen (3)	...	...	...	104 0 0	each.
Cook (1)	...	...	...	104 0 0	
Nightwork—					
Mate (1)	...	...	...	144 0 0	
Stoker (1)	...	...	...	144 0 0	
Engineman (1)	...	...	...	120 0 0	
Coxswains (2)	...	...	...	120 0 0	each.
Seamen (3)	...	...	...	104 0 0	each.
Steam Tug "Little Nell."					
Master (1)	...	...	...	180 0 0	
Engineman (1)	...	...	...	180 0 0	
Stoker (1)	...	...	...	120 0 0	
Seamen (4)	...	...	...	104 0 0	each.
Nightwork—					
Master (1)	...	...	...	180 0 0	
Engineman (1)	...	...	...	144 0 0	
Stoker (1)	...	...	...	120 0 0	
Seamen (2)	...	...	...	104 0 0	each.
[1] Gives security to the amount of £300. [2] To 31 May—Transferred to "Samson."					
STEAM DREDGE "SAMSON."					
Engineer and Master[1]	Alexander Halkett[2] succeeded by	1 Oct., 1874	Governor and Executive Council	300 0 0	23 Sept., 1872.
	John Laing	1 June, 1875	Ditto	300 0 0	1 Aug., 1868.
Mate (1)	...	...	...	168 0 0	
Engineman (1)	...	...	...	144 0 0	
Stoker (1)	...	...	...	120 0 0	
Coxswains (2)	...	...	...	120 0 0	each.
Seamen (4)	...	...	...	104 0 0	"
Breaksman (1)	...	...	...	104 0 0	
Cook (1)	...	...	...	104 0 0	
Blacksmith (1)	...	...	...	156 0 0	
Hammerman (1)	...	...	...	120 0 0	
Nightwork—					
Second Mate (1)	...	...	...	144 0 0	
Stokers (2)	...	...	...	120 0 0	each.
Second Engineman (1)	...	...	...	168 0 0	
Carpenter (1)	...	...	...	144 0 0	
Coxswains (2)	...	...	...	120 0 0	each.
Seamen (4)	...	...	...	104 0 0	"
Breaksman (1)	...	...	...	104 0 0	
*Steam Tug "Manly" (chartered in place of "Thetis")—					
Master (1)	...	...	...	216 0 0	
Leading Seaman (1)	...	...	...	120 0 0	
Seamen (2)	...	...	...	104 0 0	each.
Nightwork—					
Mate (1)	...	...	...	168 0 0	
Leading Seaman (1)	...	...	...	120 0 0	
Seamen (2)	...	...	...	104 0 0	each.
[1] Gives security to the amount of £300. [2] To 31 May. See previous page. * Engineer and Fireman paid by owner.					

SECRETARY FOR PUBLIC WORKS—HARBOURS AND RIVER NAVIGATION—*continued.*

Office.	Name.	Date of Appointment.	By whom appointed, and under what Instrument.	Annual Salary. £ s. d.	Date of first Appointment under the Colonial Government.
STEAM DREDGE "FITZ ROY."					
Engineer and Master	James Rorison[1]	1 May, 1870	Governor and Executive Council	300 0 0	1 May, 1870.
Mate (1)				144 0 0	
Carpenter (1)				144 0 0	
Engineman (1)				120 0 0	
Coxswain (1)				108 0 0	
Seamen (3)				104 0 0	each.
Stoker (1)				120 0 0	
Blacksmith (1)				156 0 0	
Striker (1)				96 0 0	
Cook (1)				96 0 0	
Steam Tug "Hector"—					
Master (1)				168 0 0	
Engineman (1)				180 0 0	
Stoker (1)				120 0 0	
Seaman (1)				104 0 0	
STEAM DREDGE "TITAN."					
Engineer and Master[1]	David S. Kirkwood[2]	21 Jan., 1873	Governor and Executive Council	275 0 0	1 Nov., 1864.
	succeeded by Henry Orr	1 June, 1875	Secretary for Public Works	275 0 0	— June, 1868.
Mate (1)				156 0 0	
Engineman (1)				120 0 0	
Fireman (1)				108 0 0	
Blacksmith (1)				144 0 0	
Coxswain (1)				108 0 0	
Hammerman (1)				96 0 0	
Deck hand (1)				96 0 0	
Cook (1)				96 0 0	
Puntmen (2)				96 0 0	each.
Carpenter (1)				144 0 0	
Steam Tug "Scylla"—					
Master (1)				144 0 0	
Engineer (1)				120 0 0	
STEAM DREDGE "NEWCASTLE."					
Engineer and Master[1]	John Thomas Frazer[2]	1 Oct., 1874	Governor and Executive Council	300 0 0	1 July, 1862.
	succeeded by Alexander B. Portus	1 June, 1875	Ditto	300 0 0	1 Oct., 1865.
Mate (1)				168 0 0	
Blacksmith (1)				180 0 0	
Carpenter (1)				144 0 0	
Engineman (1)				144 0 0	
Stoker (1)				120 0 0	
Coxswains (2)				120 0 0	
Striker (1)				120 0 0	
Winchman (1)				120 0 0	
Breaksmen (2)				104 0 0	each.
Seamen (2)				104 0 0	"
Watchman (1)				104 0 0	
Trimmer (1)				104 0 0	
Cook (1)				104 0 0	
Nightwork—					
Second Engineer (1)				240 0 0	
Second Mate (1)				144 0 0	
Engineman (1)				144 0 0	
Stoker (1)				120 0 0	
Coxswains (2)				120 0 0	each.
Breaksmen (2)				104 0 0	"
Seamen (2)				104 0 0	"
Winchman (1)				104 0 0	
Trimmer (1)				104 0 0	
Steam Tug "Ajax"—					
Master (1)				240 0 0	
Second Engineer (1)				192 0 0	
Mate (1)				120 0 0	
Stokers (2)				120 0 0	each.
Seamen (3)				104 0 0	"
Nightwork—					
Second Master (1)				180 0 0	
Engineman (1)				240 0 0	
Mate (1)				120 0 0	
Stokers (2)				120 0 0	each.
Seamen (3)				104 0 0	"

[1] Gives security to the amount of £300.

[1] Gives security to the amount of £300. [2] To 31 May.—Transferred to Dredge "Hunter."

[1] Gives security to the amount of £300. [2] To 31 May—Resigned.

PART XI.

Postmaster General,

AND THE

DEPARTMENTS UNDER HIS SUPERVISION AND CONTROL.

SUMMARY.

	PAGE.
Post Office	100
Money Order Office	103
Electric Telegraphs	104
Government Savings' Bank	110

POSTMASTER GENERAL.

Office.	Name.	Date of Appointment.	By whom appointed, and under what Instrument.	Annual Salary. £ s. d.	Date of first Appointment under the Colonial Government.
POST OFFICE.					
Postmaster General	Saul Samuel, C.M.G.	5 Dec., 1872	Governor and Executive Council, by Commission.	1,500 0 0	27 Oct., 1859.*
	succeeded by John Fitzgerald Burns	9 Feb., 1875	Ditto	1,500 0 0	9 Feb., 1875.
Secretary	Stephen Harbord Lambton	1 Sept., 1866	Ditto	800 0 0	6 Sept., 1852.
Accountant	Charles Nightingale[1]	1 April, 1867	Governor and Executive Council	450 0 0 to 30 June.	1 May, 1852.
				225 0 0 from 1 July.	
Superintendent of Mail Branch.	William Buchanan[2]	26 June, 1865	Ditto	450 0 0	6 May, 1852.
	succeeded by Asher Australia Day	1 Feb., 1875	Ditto	450 0 0	1 Jan., 1858.
Chief Clerk	James Dalgarno	1 Jan., 1869	Ditto	450 0 0	22 Oct., 1860.
Cashier	Asher Australia Day[3]	1 April, 1867	Ditto	400 0 0	1 Jan., 1858.
	succeeded by Edwin Tyrrell Sayers	1 Feb., 1875	Ditto	400 0 0	23 Mar., 1860.
Clerks	Wallace A. Ring[4]	1 April, 1862	Ditto	350 0 0	20 Jan., 1854.
	Benjamin C. Bradshaw	1 Jan., 1854	Governor	300 0 0	8 Feb., 1853.
	Charles B. Cuttriss[5]	21 Mar., 1860	Governor and Executive Council	300 0 0	21 Jan., 1858.
	Edwin T. Sayers[6]	1 Jan., 1861	Ditto	300 0 0	23 Mar., 1860.
	George P. Unwin	1 Mar., 1862	Ditto	300 0 0	9 May, 1861.
	John T. M'Mahon	17 April, 1862	Ditto	250 0 0 to 31 Jan.	13 Mar., 1858.
				300 0 0 from 1 Feb.	
	Wyndham J. Davies	15 May, 1862	Ditto	300 0 0	15 May, 1862.
	Thomas Y. Harle	10 Oct., 1862	Ditto	250 0 0 to 30 June.	10 Oct., 1862.
				300 0 0 from 1 July.	
	Pierce Goold	1 Dec., 1871	Ditto	250 0 0	1 April, 1864.
	William L. Carter	1 Nov., 1874	Ditto	250 0 0	1 Feb., 1871.
	John Thompson	1 April, 1863	Ditto	250 0 0	1 April, 1863.
	Gervas J. Ward	14 April, 1862	Ditto	250 0 0	14 April, 1862.
	Alfred C. Button	1 Mar., 1868	Ditto	225 0 0 to 31 Jan.	17 July, 1857.
				250 0 0 from 1 Feb.	
	George Barnett	3 July, 1865	Ditto	225 0 0 to 30 June.	3 July, 1865.
				250 0 0 from 1 July.	
	Henry Gale	17 April, 1867	Ditto	225 0 0	5 Dec., 1856.*
	Joseph Clarke	24 Sept., 1866	Ditto	200 0 0 to 31 Jan.	13 Feb., 1866.
				225 0 0 From 1 Feb.	
	William E. Hope	26 June, 1865	Ditto	200 0 0 to 30 June.	26 June, 1865.
				225 0 0 from 1 July.	
	Richard H. Crakanthorp	5 May, 1865	Ditto	200 0 0	5 May, 1865.
	Thomas H. Balderstone	1 Jan., 1867	Ditto	200 0 0	1 July, 1856.
	Henry Murdoch	20 Dec., 1866	Ditto	200 0 0	1 May, 1862.*
	Charles T. Crouch	1 Jan., 1868	Ditto	200 0 0	17 Oct., 1867.
	Andrew Porter	1 May, 1867	Ditto	175 0 0 to 31 Jan.	4 Mar., 1858.
				200 0 0 from 1 Feb.	
	Charles Clarke	1 Jan., 1868	Ditto	175 0 0 to 30 June.	24 Sept., 1866.
				200 0 0 from 1 July.	
	Samuel M. M. Dennis[7]	16 Mar., 1869	Ditto	175 0 0	1 June, 1868.
	William B. Foster	1 Jan., 1871	Ditto	175 0 0	14 Mar., 1868.
	Robert R. Iredale	1 Jan., 1871	Ditto	175 0 0	16 Mar., 1869.
	Frederick G. Davies	4 April, 1871	Ditto	175 0 0	1 June, 1870.
	Neil C. O'Neill	19 Aug., 1871	Ditto	175 0 0	26 Apl., 1870.
	Robert Edward	1 Sept., 1872	Ditto	150 0 0 to 31 Jan.	19 Mar., 1868.
				175 0 0 from 1 Feb.	
	Henry Evans[8]	1 Sept., 1872	Ditto	150 0 0 to 30 June.	12 April, 1869.
				175 0 0 from 1 July.	

[1] Allowed leave of absence for 12 months from 1 July, on half-pay. [2] To 31 January—Appointed a Postal Inspector. [3] To 31 January—Appointed Superintendent Mail Branch. [4] Acting Accountant from 1 July, with an allowance of £75 per annum. [5] To 30 June—Appointed Postmaster, Goulburn. [6] To 31 January—Appointed Cashier. [7] Allowed £25 per annum from 1 July during absence of Accountant. [8] To 20 July—Resigned.

* Services not continuous.

Office.	Name.	Date of Appointment.	By whom appointed, and under what Instrument.	Annual Salary.	Date of first Appointment under the Colonial Government.
				£ s. d.	
POSTMASTER GENERAL—POST OFFICE—*continued*.					
Clerks—*continued*	Edward S. Tribe	1 Sept., 1872	Governor and Executive Council	150 0 0 from 31 July, 175 0 0 from 1 Aug.	26 April, 1871.
	John G. Lackey[1]	1 Sept., 1872	Ditto	150 0 0	26 April, 1871.
	Charles J. Booty[2]	25 Nov., 1872	Ditto	150 0 0	8 Aug., 1870.
	Andrew J. Arndell	1 Jan., 1873	Ditto	132 0 0 to 31 Jan, 150 0 0 from 1 Feb.	22 Oct., 1872.
	Edwin Lloyd	1 Feb., 1873	Ditto	132 0 0 to 30 June. 150 0 0 from 1 July.	1 Feb., 1873.
	Patrick Durkan	1 Jan., 1874	Ditto	132 0 0 to 31 July. 150 0 0 from 1 Aug.	1 Mar., 1873.
	George Read	1 April, 1874	Ditto	132 0 0 to 31 July. 150 0 0 from 1 Aug.	14 Mar., 1872.*
	Thomas Rigg	1 April, 1874	Ditto	132 0 0 to 21 Sept. 150 0 0 from 22 Sept.	9 Feb., 1874.
	William F. West.....	1 Jan., 1874	Ditto	100 0 0 to 31 Jan., 132 0 0 from 1 Feb.	7 May, 1872.
	James H. Ross[3]	1 Aug., 1873	Ditto	132 0 0	20 Jan., 1873.
	Edward B. Seymour	1 April, 1874	Ditto	132 0 0	1 Nov., 1872.
	Francis Aria.....	1 Jan., 1875	Ditto	132 0 0	21 April, 1874.
	Reginald L. de C. Russell	1 Jan., 1875	Ditto	132 0 0	1 Aug., 1873.
	Augustine J. M'Dermott...	10 Mar., 1875	Ditto	132 0 0	8 April, 1874.
	Charles A. Ord	1 May, 1875	Ditto	100 0 0 to 30 June. 132 0 0 from 1 July	1 Nov., 1873.
	George A. Taylor[4]	1 May, 1875	Ditto	100 0 0 to 5 July. 132 0 0 from 6 July.	1 Feb., 1875.
	George L. Little	1 May, 1875	Ditto	100 0 0 to 31 July, 132 0 0 from 1 Aug.	1 May, 1873.
	Cecil E. B. Maybury[5]	6 May, 1875	Ditto	100 0 0 to 31 July, 132 0 0 from 1 Aug.	27 April, 1875.
	Patrick J. Foley	10 May, 1875	Ditto	100 0 0 to 13 Sept. 132 0 0 from 14 Sept.	10 May, 1875.
	William G. Cunningham	1 July, 1875	Ditto	100 0 0 to 21 Sept. 132 0 0 from 22 Sept.	9 Nov., 1865.*
	John J. Haynes	7 July, 1875	Ditto	100 0 0 to 2 Dec. 132 0 0 from 3 Dec.	14 May, 1875.
	Augustine J. Blake[6]	1 Jan., 1873	Ditto	100 0 0	16 Sept., 1872.
	John Walsh[7]	1 Jan., 1874	Ditto	100 0 0	25 Feb., 1873.
	Charles A. Vivian[8]	29 May, 1874	Ditto	100 0 0	7 April, 1874.
	John Gibbons	1 Jan., 1874	Ditto	100 0 0	22 April, 1872.
	James M'Neilly	14 July, 1875	Ditto	100 0 0	14 July, 1875.
	Harry H. Ross[9]	7 July, 1875	Ditto	75 0 0	7 July, 1875.
	Hamilton Jacob	8 July, 1875	Ditto	75 0 0 to 13 Sept., 100 0 0 from 14 Sept.	5 May, 1875.
	Henry W. H. Holmes.....	1 April, 1875	Ditto	75 0 0 to 30 Nov. 100 0 0 from 1 Dec.	12 Dec., 1871.

[1] To 31 Sept.—Appointed to Roads Department. [2] To 31 July—Appointed Postmaster, Deniliquin. [3] To 5 July—Dismissed. [4] To 2 Dec.—Resigned.
[5] To 8 September—Appointed Clerk of Petty Sessions, Bathurst. [6] To 31 January—Resigned. [7] To 9 March—Resigned. [8] To 13 January—Resigned.
[9] To 4 September—Resigned.

* Services not continuous.

Office.	Name.	Date of Appointment.	By whom appointed, and under what Instrument.	Annual Salary. £ s. d.	Date of first Appointment under the Colonial Government.
POSTMASTER GENERAL—POST OFFICE—*continued.*					
Clerks—*continued*	James M'Kensey	15 Nov., 1875	Governor and Executive Council	100 0 0	7 Oct., 1875.
	John S. Richardson	1 Nov., 1875	Ditto	75 0 0 to 30 Nov.	1 Nov., 1875.
				100 0 0 from 1 Dec.	
	John Hourigan	15 Nov., 1875	Ditto	75 0 0	15 Nov., 1875.
	William W. Ring	1 Oct., 1875	Ditto	50 0 0 to 30 Nov.	10 Aug., 1875.
				75 0 0 from 1 Dec.	
	Francis Butler	1 Oct., 1875	Ditto	50 0 0	1 Sept., 1875.
	John Overmyer	10 Dec., 1875	Ditto	75 0 0	10 Dec., 1875.
	Patrick O'Connor	14 Dec., 1875	Ditto	75 0 0	14 Dec., 1875.
Postal Inspectors[1]	William Buchanan	1 Feb., 1875	Ditto	350 0 0	6 May, 1852.
	Gabriel de Milhau	1 Jan., 1867	Ditto	350 0 0	11 Oct., 1866.
	Vickers Moyse	1 Jan., 1873	Ditto	350 0 0	1 Jan., 1867.
Shipping Clerk (1)[2]	.....	.....	Postmaster General	150 0 0	
Messenger (1)[2]	.....	.....	Ditto	120 0 0	
Stampers and Sorters (21)	.....	.....	Ditto — 1 at	175 0 0	
			4 at	150 0 0	each.
			15 at	132 0 0	,,
			1 at	100 0 0	,,
Mail Guards (7)[2]	.....	.....	Ditto	150 0 0	,,
Assistant Mail Guards (2)	.....	.....	Ditto	100 0 0	,,
Letter Carriers—					
Sydney (52)[2]	.....	.....	Ditto — 13 at	144 0 0	,,
			13 at	132 0 0	,,
			13 at	120 0 0	,,
			13 at	108 0 0	,,
Country (28)[3]	.....	.....	Ditto — 24 at	120 0 0	,,
			4 at	108 0 0	,,
Messengers (4)	.....	.....	Ditto — 1[4] at	120 0 0	
			2 at	108 0 0	,,
			1 at	104 0 0	
Ditto (3)[5]	.....	.....	Ditto	50 0 0	,,
Mail Boys (10)[2]	.....	.....	Ditto — 3 at	78 0 0	,,
			7 at	50 0 0	,,
Boy Servants (5)	.....	.....	Ditto	26 0 0	,,
Mechanic for Gas Fittings, &c. (1).	.....	.....	Ditto	150 0 0	
Storeman (1)	.....	.....	Ditto	108 0 0	
Groom (1)	.....	.....	Ditto	104 0 0	
Officekeeper (1)[6]	.....	.....	Ditto	61 0 0	
Constables (3)	.....	.....	Ditto	0 6 6	per diem each.
OFFICIAL POSTMASTERS, &c.					
Suburban Offices—[7]					
Balmain	Catharine Chape	1 April, 1874	Governor and Executive Council	150 0 0	1 April, 1874.
Newtown	George West	1 Aug., 1873	Ditto	150 0 0	1 Aug., 1873.
Oxford-street	Abraham Leopold Levy	1 Aug., 1873	Ditto	150 0 0	19 May, 1873.
Paddington	William Henry Hunt	1 Aug., 1873	Ditto	150 0 0	27 April, 1867.
Parramatta-street	Thomas Wm. H. Dee	1 Aug., 1873	Ditto	150 0 0	23 April, 1867.
Redfern	James Scowcroft	1 July, 1875	Ditto	150 0 0	7 Sept., 1861.
St. Leonards	William Owen	1 Jan., 1875	Ditto	150 0 0	25 Nov., 1872.
William-street	Ion B. Bossley	1 Aug., 1873	Ditto	150 0 0	28 Aug., 1861.*
Country Districts—					
Albury	Thomas H. Stone[8]	1 May, 1864	Ditto	200 0 0 to 30 June.	1 April, 1854.
				263 0 0 from 1 July.	
Armidale	John W. Emblin[9]	15 Oct., 1862	Ditto	150 0 0 to 30 June.	15 Oct., 1862.
				247 0 0 from 1 July.	
Bathurst	William G. Thompson[10]	1 Oct., 1866	Ditto	300 0 0	1 Aug., 1863.
Deniliquin	Charles J. Booty[11]	1 Aug., 1875	Postmaster General	200 0 0	8 Aug., 1870.
East Maitland	Anna M. Browne[12]	22 July, 1871	Ditto	130 0 0 to 30 June.	22 July, 1871.
				153 0 0 from 1 July.	
Goulburn	James Scowcroft[13] succeeded by	7 Sept., 1861	Governor and Executive Council	300 0 0	7 Sept., 1861.
	Charles B. Cuttriss[14]	1 July, 1875	Ditto	300 0 0	21 Jan., 1858.

[1] Receives £100 per annum equipment allowance, and 30s. per diem when travelling on duty. [2] Each allowed a cap, a summer coat, and two pairs of blue cloth trousers. [3] Each allowed a cap, a summer coat, and two pairs of blue cloth trousers, and the Letter-carriers at Bathurst, Goulburn, Hill End, Morpeth, Mudgee, Newcastle, Parramatta (3), Singleton, St. Leonards, West Maitland, Wickham, and Waterloo, allowed 2s. per diem, the Letter Carriers at East Maitland and Grafton, 4s. per diem—the Letter-carrier at Tamworth, 3s. per diem—the one at Wagga Wagga, £26 per annum—and the one at Windsor, £20 per annum, in lieu of forage. [4] Allowed £12 per annum in lieu of quarters. [5] Each allowed two jackets, two pairs of trousers, a cap and cover, and waterproof cape. [6] Allowed quarters, fuel, and light. [7] Each allowed quarters, fuel, and light; also 5 per cent. commission upon the sale of Postage Stamps, and a commission upon Money Orders and Savings Bank business. [8] Allowed quarters and £6 for fuel and light; allowed 5 per cent. commission upon the sale of Postage Stamps. [9] Allowed quarters and £6 for fuel and light; also £50 per annum for an assistant, and 5 per cent. commission on sale of Postage Stamps. [10] Allowed £100 for house-rent and £4 for fuel and light. [11] Allowed £75 per annum for house-rent and £8 for fuel and light; also £50 for a junior assistant, and 5 per cent. commission on sale of Postage Stamps. [12] Allowed £40 for house-rent and £2 for fuel and light; also £20 for an assistant, and 5 per cent. commission on sale of Postage Stamps. [13] To 30 June—Appointed to Redfern. [14] Allowed quarters and £8 for fuel and light. * Services not continuous.

Office.	Name.	Date of Appointment.	By whom appointed, and under what Instrument.	Annual Salary.	Date of first Appointment under the Colonial Government.
				£ s. d.	
POSTMASTER GENERAL—POST OFFICE—*continued.*					
Country Districts—*continued.*					
Mudgee[1]	Wm. Alexander Abbott[2] .. succeeded by	1 Nov., 1875	Governor and Executive Council	150 0 0 to 30 June.	16 Mar., 1859.
				210 0 0 from 1 July.	
	Charles H. Grant	1 Sept., 1875	Ditto	210 0 0	21 April, 1858.
Newcastle	William Thompson[3]	1 Sept., 1862	Ditto	330 0 0	30 June, 1855.
Parramatta	Henry Rose[4]	1 Jan., 1870.	Postmaster General	120 0 0 to 30 June.	1 Jan., 1868.
				161 0 0 from 1 July.	
Penrith	Charles H. Kellett[5]	1 Oct., 1873	Governor and Executive Council	200 0 0	1 Oct., 1873.
West Maitland	Eliza B. Daly[6]	18 Feb., 1853	Ditto	175 0 0 to 30 June.	18 Feb., 1853.
				262 0 0 from 1 July.	
Yass	William C. Johnson[7]	1 Dec., 1871	Ditto	200 0 0	1 Oct., 1857.
Assistant Postmasters—					
Albury	William Keshan	23 Mar., 1875	Postmaster General	125 0 0 to 31 Oct.	23 Mar., 1875.
				150 0 0 from 1 Nov.	
Bathurst (1st Assistant)	Charles E. Dale	1 Aug., 1872	Ditto	100 0 0 to 28 Feb.	1 Aug., 1872.
				125 0 0 from 1 Mar.	
(2nd Assistant)	Jabez Hambly	1 Feb., 1874	Ditto	40 0 0 to 30 June.	1 Feb., 1874.
				100 0 0 from 1 July.	
Goulburn (1st Assistant)	Thomas P. Burgis	15 May, 1875	Ditto	150 0 0	16 Sept., 1872.
(2nd Assistant)	G. Ledsam	14 May, 1875	Ditto	100 0 0 to 30 Nov.	14 May, 1875.
				150 0 0 from 1 Dec.	
(3rd Assistant)	Joseph Blatchford	10 May, 1875	Ditto	50 0 0 to 30 Nov.	10 May, 1875.
				75 0 0 from 1 Dec.	
Newcastle (1st Assistant)	Joseph Lee	1 Sept., 1872	Governor and Executive Council	150 0 0	1 June, 1868.
(2nd Assistant)	Joseph Thompson	1 Aug., 1873	Postmaster General	50 0 0 to 21 July.	1 Aug., 1873.
				75 0 0 from 1 Aug.	
(3rd Assistant)	Walter G. Denshire	5 Nov., 1875	Ditto	75 0 0	5 Nov., 1875.
(4th Assistant) and Stamper and Sorter).	Louis Emanuel	29 Dec., 1875	Ditto	150 0 0	29 Dec., 1875.
Deniliquin	William Bowen	18 Jan., 1875	Ditto	150 0 0	18 Jan., 1875.

[1] Allowed £50 for house-rent and £8 for fuel and light; also £50 for an assistant, and 5 per cent. commission on the sale of Postage Stamps. [2] To 31 August—Exchanged appointments with Mr. C. H. Grant of the Registrar General's Office. [3] Allowed quarters and £4 for fuel and light. [4] Allowed £50 for house-rent, and £4 for fuel and light, and £50 for an assistant. [5] Allowed £29 10s. for house-rent and £3 for fuel and light. [6] Allowed quarters and £6 for fuel and light. [7] Allowed quarters and £5 for fuel and light; also, £52 for an assistant.

NOTE.—Security is given by the following officers:—The Secretary and Cashier, each £1,000; Accountant, £500; the Superintendent, Chief Clerk, Clerks, Postal Inspectors, Shipping Clerk, Messengers, Stampers and Sorters, Letter-carriers, Mail-boys, Groom, Officekeeper, Mail Guards, Assistant Mail Guards, and Assistant Postmasters, each £100; Official Postmasters at Balmain, Newtown, Redfern, William-street, Albury, Armidale, Bathurst, East Maitland, Newcastle, Parramatta, Penrith, and West Maitland, each £600, and those at Oxford-street, Paddington, Parramatta-street, St. Leonards, Deniliquin, Goulburn, Mudgee, and Yass, each £300.

MONEY ORDER OFFICE.

Superintendent	Francis William Hill	26 June, 1865	Governor and Executive Council	600 0 0	5 Aug., 1850.
Chief Clerk	Henry Reeve[1] succeeded by	9 Oct., 1862	Ditto	350 0 0	25 Sept., 1851.
	Andrew James Doak	1 July, 1875	Ditto	350 0 0	1 Feb., 1864.
Clerks	Andrew James Doak[2]	1 July, 1865	Ditto	350 0 0	1 Feb., 1864.
	Arthur Robert Docker	1 Jan., 1867	Ditto	300 0 0 to 30 June.	1 Jan., 1867.
				350 0 0 from 1 July.	
	William Burnet	17 April, 1867	Ditto	200 0 0 to 30 June.	17 April, 1867.
				300 0 0 from 1 July.	
	William Palgrave Simpson	1 July, 1866	Ditto	200 0 0	1 July, 1866.
	William A. Uhr	1 Mar., 1869	Ditto	200 0 0	1 July, 1866.
	Alexander Blackmore	1 July, 1875	Ditto	200 0 0	1 Mar., 1869.
	Edwin B. F. Lumsdaine	1 Nov., 1872	Ditto	150 0 0	1 May, 1872.
	Walter Moyse[3]	1 April, 1874	Ditto	100 0 0	10 Aug., 1871.
	William Wood[4] succeeded by	1 April, 1874	Ditto	100 0 0	21 April, 1873.
	John Joseph Mooney	1 June, 1875	Ditto	100 0 0	1 June, 1875.
	Robert Kay	1 July, 1875	Ditto	100 0 0	1 July, 1875.
Messenger (1)[5]			Postmaster General	100 0 0	
Officekeeper (1)			Ditto	25 0 0	

[1] To 21 June. [2] To 30 June—promoted. [3] To 30 June—Transferred to Government Savings' Bank Department. [4] To 31 May—Transferred to Government Savings' Bank Department. [5] Allowed quarters, fuel, and light.

NOTE.—The following officers give security:—Superintendent, £2,000; Chief Clerk, £400; Mr. Docker, £500; Messrs. Burnett, Simpson, Uhr, and Blackmore, each £400.

Office.	Name.	Date of Appointment.	By whom appointed, and under what Instrument.	Annual Salary. £ s. d.	Date of first Appointment under the Colonial Government.
POSTMASTER GENERAL—*continued.*					
ELECTRIC TELEGRAPHS.					
Superintendent	Edward C. Cracknell[1]	15 Jan., 1861	Governor and Executive Council, by Commission.	800 0 0	1 Jan., 1858.
Assistant Superintendent	Philip B. Walker[2]	1 Jan., 1866	Governor and Executive Council	450 0 0	18 Feb., 1858.
Accountant	Andrew M'Crackan[3]	1 Aug., 1873	Ditto	300 0 0	1 May, 1861.
Book-keeper	Arthur L. Catlett	1 April, 1867	Ditto	275 0 0	5 June, 1855.†
Clerks	James S. Bray	1 Aug., 1872	Ditto	200 0 0	1 Aug., 1872.
	John H. Stevens	1 May, 1874	Ditto	150 0 0	16 Sept., 1872.
	Edward Dean	1 Mar., 1874	Ditto	150 0 0	1 Mar., 1874.
Booking Clerks	John R. Miles[4]	13 May, 1861	Ditto	300 0 0	27 April, 1856.
	Gregory Board	16 Feb., 1870	Ditto	175 0 0	1 April, 1869.
	Frederick C. Freeman	1 May, 1874	Ditto	150 0 0	1 Jan., 1872.
	Edward G. Miller[5]	1 Jan., 1874	Ditto	150 0 0	1 May, 1873.
	succeeded by				
	John W. Miller	3 Feb., 1875	Ditto	150 0 0	1 May, 1873.
	George L. Little[6]	1 May, 1873	Ditto	100 0 0	1 May, 1873.
	succeeded by				
	Joseph Kelf	15 Feb., 1875	Ditto	150 0 0	20 Sept., 1868.
	James M. Beatty[7]	24 Nov., 1873	Ditto	120 0 0	1 Aug., 1861.
	succeeded by				
	David Coote	1 May, 1875	Ditto	120 0 0	1 June, 1874.
	David Coote[8]	1 June, 1874	Ditto	100 0 0	1 June, 1874.
	succeeded by				
	Henry Collingwood	1 May, 1875	Ditto	100 0 0	1 May, 1875.
	John W. Miller[9]	1 Sept., 1873	Ditto	100 0 0	1 May, 1873.
	succeeded by				
	Henry Burrows	3 Feb., 1875	Ditto	100 0 0	3 Feb., 1875.
Chief Telegraph Office, Sydney.					
Station Manager	William Wilson[10]	1 Jan., 1873	Ditto	300 0 0	1 Nov., 1858.
Telegraph Instructor	John V. Dalgarno[10]	1 Jan., 1874	Ditto	275 0 0	9 Jan., 1860.
Clerk, Foreign Business	Kenneth A. H. Mackenzie	1 Jan., 1874	Ditto	225 0 0	1 Sept., 1862.
Check Clerk	Henry C. Usher	1 Jan., 1874	Ditto	200 0 0	17 Aug., 1864.
Operators	John J. Hunt	1 Oct., 1869	Ditto	200 0 0	16 Mar., 1861.
	George R. Wells[11]	1 Jan., 1870	Ditto	200 0 0	1 June, 1863.
	John J. R. Ferris	1 Aug., 1872	Ditto	200 0 0	18 Nov., 1861.
	James Curry	1 Mar., 1872	Ditto	200 0 0	18 Nov., 1861.
	Francis W. Hulme	1 Mar., 1872	Ditto	200 0 0	1 Nov., 1867.
	Charles Caspersonn[12]	1 July, 1872	Ditto	200 0 0	10 Nov., 1866.
	succeeded by				
	Charles T. Morgan	1 June, 1875	Ditto	200 0 0	1 June, 1863.
	Henry Corbett	1 Sept., 1872	Ditto	200 0 0	1 Oct., 1869.
	Thomas Hammond	13 May, 1873	Ditto	200 0 0	11 Dec., 1872.
	Henry Robinson	1 June, 1873	Ditto	200 0 0	1 Dec., 1869.
	Charles J. Murphy	1 Jan., 1874	Ditto	200 0 0	1 Dec., 1870.
	Edwin J. Young	1 Feb., 1875	Ditto	200 0 0	5 Jan., 1872.
	Percy Clay	1 Mar., 1875	Ditto	200 0 0	1 Mar., 1875.
	Michael Maloney	1 June, 1874	Ditto	200 0 0	1 June, 1874.
	Thomas E. Hewett	1 Mar., 1874	Ditto	150 0 0	16 April, 1866.
	Richard S. Johnson	1 April, 1874	Ditto	150 0 0	1 June, 1871.
	Henry Martin	1 Mar., 1874	Ditto	150 0 0	1 April, 1872.
	John Nesbitt, Junr.	1 Jan., 1874	Ditto	150 0 0	1 Feb., 1872.
	Henry J. Aubin	1 Aug., 1875	Ditto	150 0 0	1 Aug., 1875.
	Ralph S. P. Clay	1 Jan., 1875	Ditto	150 0 0	1 Jan., 1875.
	Mark Howard	1 Mar., 1875	Ditto	150 0 0	1 Mar., 1875.
	Henry J. Sykes	1 Oct., 1874	Ditto	150 0 0	1 Mar., 1871.
	Henry Curry	1 Oct., 1874	Ditto	150 0 0	1 May, 1872.
	Philip J. De Gruchy	1 Sept., 1875	Ditto	150 0 0	1 Sept., 1875.
	Frank Brewer	1 April, 1874	Ditto	150 0 0	1 Feb., 1873.
	Albion C. Croft	16 April, 1875	Ditto	150 0 0	16 April, 1875.
	William C. Rush	23 Jan., 1875	Ditto	120 0 0	1 April, 1874.
	James R. Battye	1 Dec., 1875	Ditto	120 0 0	1 May, 1875.
Junior Operators	Henry Day	1 July, 1875	Ditto	104 0 0	1 July, 1875.
	John Parsons	1 Mar., 1874	Ditto	104 0 0	1 April, 1873.
	Alexander Dircks	1 Sept., 1873	Ditto	104 0 0	1 April, 1873.
	George Rae	1 June, 1875	Ditto	104 0 0	1 June, 1875.
	Gustave Angles	1 Oct., 1874	Ditto	104 0 0	1 Sept., 1873.
	Christopher Shepherd	1 Sept., 1875	Ditto	104 0 0	1 Sept., 1875.
	William Jenkins	1 Oct., 1874	Ditto	75 0 0	1 Oct., 1874.
	George Martin	15 Feb., 1875	Ditto	75 0 0	15 Feb., 1875.
	John Doutty	1 Aug., 1875	Ditto	75 0 0	1 Aug., 1875.
	Frank Waller	1 July, 1875	Ditto	75 0 0	1 July, 1875.
	Ernest Mayhew	1 July, 1875	Ditto	52 0 0	1 July, 1875.
	James M'Grath	1 Nov., 1875	Ditto	52 0 0	1 June, 1875.
	Francis Whysall	1 Dec., 1875	Ditto	52 0 0	1 Dec., 1875.
	George Cleland	1 Dec., 1875	Ditto	52 0 0	1 Dec., 1875.
	William Lorking[13]	1 Oct., 1874	Ditto	52 0 0	1 Oct., 1874.
	George Gresty[14]	1 Oct., 1874	Ditto	52 0 0	1 Oct., 1874.

[1] Allowed £100 per annum in lieu of equipment, and 30s. per diem when travelling on duty—Gives security to the amount of £600. [2] Allowed £75 per annum in lieu of a house—Gives security to the amount of £200. [3] Gives security to the amount of £1,000. [4] Gives security to the amount of £200. [5] To 2 February—Resigned. [6] To 14 February—Resigned. [7] To 30 April—Resigned. [8] To 30 April—Promoted. [9] To 2 February. [10] Allowed £50 per annum in lieu of a house, from 1 October. [11] To 21 January—Appointed Junior Operator, Newcastle. [12] To 31 May—Appointed Station-master, West Maitland. [13] To 14 February. [14] To 30 June—Appointed to Windsor. * Services not continuous.

Office.	Name.	Date of Appointment.	By whom appointed, and under what Instrument.	Annual Salary. £ s. d.	Date of first Appointment under the Colonial Government.
POSTMASTER GENERAL—ELECTRIC TELEGRAPHS—*continued.*					
Perforators	Frances E. Skarratt	8 Mar., 1875	Governor and Executive Council	75 0 0	8 Mar., 1875.
	Mary J. Davies	8 Mar., 1875	Ditto	75 0 0	8 Mar., 1875.
	Henrietta North	8 Mar., 1875	Ditto	75 0 0	8 Mar., 1875.
	Angelina Dargin	8 Mar., 1875	Ditto	75 0 0	8 Mar., 1875.
	Florence Eldershaw	8 Mar., 1875	Ditto	75 0 0	8 Mar., 1875.
	Elizabeth A. Douglas	10 June, 1875	Ditto	75 0 0	10 June, 1875.
Instrument Fitter	Gustave Kopsch	15 Mar., 1861	Ditto	350 0 0	15 Mar., 1861.
Assistant Instrument Fitters	Charles Unbehann	3 Mar., 1873	Ditto	200 0 0	3 Mar., 1873.
	Augusta Gross	1 Jan., 1872	Ditto	200 0 0	1 Jan., 1872.
	Charles Simatt	2 Nov., 1875	Ditto	10s. per diem	2 Nov., 1875.
	Samuel South	26 May, 1875	Ditto	10s. per diem	26 May, 1875.
	John Pollard	1 June, 1875	Ditto	15s. per week	1 June, 1875.
Line Repairer	Robert Rutherford	8 June, 1868	Ditto	230 0 0	8 June, 1868.
Assistant do.	Charles Biggs	1 Jan., 1874	Ditto	200 0 0	1 Jan., 1874.
Storeman (1)	.....	.....	.....	200 0 0	
Stableman (1)	.....	.....	.....	104 0 0	
Assistant Stableman (1)	.....	.....	.....	75 0 0	
Messenger Overseer (1)	.....	.....	.....	150 0 0	
Assistant Messenger Overseer (1)	.....	.....	.....	75 0 0	
Messengers (37)	.....	.....	.....	26 at 52 0 0 each. 1 at 0 15 0 per week. 10 at 0 10 0 per week, each.	
Suburban Offices.					
Junior Operator, Ashfield	Mathew S. Dargin	1 Sept., 1874	Governor and Executive Council	26 0 0	1 Sept., 1874.
Messenger (1)	.....	.....	.....	0 10 0	per week.
Junior Operator, Balmain	Arthur J. Viles[1]	1 Oct., 1874	Governor and Executive Council	52 0 0	1 Oct., 1874.
	succeeded by				
	Stanton C. Crouch	1 Dec., 1875	Ditto	52 0 0	1 Dec., 1875.
Messenger (1)	.....	.....	.....	0 10 0	per week.
Junior Operator, Burwood	Henry Matthews	1 Sept., 1874	Governor and Executive Conncil	26 0 0	1 Sept., 1874.
Messenger (1)	.....	.....	.....	0 10 0	per week.
Junior Operator, Newtown	James Bennett[2]	1 Oct., 1874	Governor and Executive Council	52 0 0	1 Oct., 1874.
	succeeded by				
	Frederick Burgess	1 Aug., 1875	Ditto	52 0 0	1 Aug., 1875.
Messenger (1)	.....	.....	.....	0 10 0	per week.
Junior Operator, Oxford-st.	Arthur J. Levy	1 Mar., 1875	Governor and Executive Council	52 0 0	1 Mar., 1875.
Messenger (1)	.....	.....	.....	0 10 0	per week.
Junior Operator, Paddington	William C. Rush[3]	1 April, 1874	Governor and Executive Council	52 0 0	1 April, 1874.
	succeeded by				
	William D. Woodall	23 Jan., 1875	Ditto	52 0 0	23 Jan., 1875.
Messenger (1)	.....	.....	.....	0 10 0	per week.
Junior Operator, Parramatta-street	Charlotte Dee	1 May, 1875	Governor and Executive Council	20 0 0	1 May, 1875.
Messenger (1)	.....	.....	.....	0 10 0	per week.
Junior Operator, Petersham	Martin O'Rourke	1 Sept., 1874	Governor and Executive Council	26 0 0	1 Sept., 1874.
Messenger	.....	.....	.....	0 10 0	per week.
Junior Operator, William-street.	James M'Grath[4]	1 June, 1875	Governor and Executive Council	52 0 0	1 June, 1875.
	succeeded by				
	Ferdinand Tighe	1 Nov., 1875	Ditto	52 0 0	1 Nov., 1875.
Branch Offices.					
Junior Operator, Exchange	William Corbett[5]	1 June, 1874	Ditto	52 0 0	1 June, 1874.
	succeeded by				
	James Furley	20 Mar., 1875	Ditto	52 0 0	20 Mar., 1875.
Junior Operator, Legislative Assembly	Thomas G. Croft	1 Nov., 1875	Ditto	104 0 0	27 April, 1861.*
Country Districts.					
Station-master, Adaminaby	Percy J. Johnson	7 April, 1875	Ditto	104 0 0	7 April, 1875.
Station-master, Adelong	Alfred J. Bray	1 April, 1874	Ditto	104 0 0	1 April, 1873.
Station-master, Albury	William H. Maguire	1 Mar., 1874	Ditto	300 0 0	1 Jan., 1860.
Operators, Albury	Charles W. Likely	1 April, 1874	Ditto	150 0 0	1 Jan., 1874.
	John Nelson	13 May, 1873	Ditto	150 0 0	13 May, 1873.
	William H. Holahan	22 Jan., 1875	Ditto	150 0 0	1 July, 1874.
	Edwin J. Young[6]	1 Feb., 1872	Ditto	150 0 0	5 Jan., 1872.
Automatic Operator, Albury	Henry J. Aubin	17 Mar., 1875	Ditto	150 0 0	17 Mar., 1875.
Perforators, Albury	Minnie L. Knott	16 Mar., 1875	Ditto	104 0 0	16 Mar., 1875.
	Mary K. Poole	16 Mar., 1875	Ditto	104 0 0	16 Mar., 1875.
	Minnie E. Husing	1 April, 1875	Ditto	104 0 0	1 April, 1875.
	Martha L. Payten	1 April, 1875	Ditto	104 0 0	1 April, 1875.
Messengers (2)	.....	.....	Ditto 1 at	52 0 0	.....
			1 at	26 0 0	.....
Station-master, Anvil Creek	Alexander Taylor	1 Jan., 1875	Ditto	104 0 0	1 Jan., 1875.
Station-master, Araluen	Frederic W. Browne	26 Nov., 1871	Ditto	150 0 0	1 Dec., 1867.
Station-master, Armidale	Alfred G. Robins	1 Feb., 1873	Ditto	200 0 0	26 April, 1862.
Junior Operator, Armidale	Henry A. Lott	18 Jan., 1875	Ditto	104 0 0	18 Jan., 1875.
Line Repairer, Armidale	Maurice Histon	10 Mar., 1875	Ditto	150 0 0	1 April, 1875.

[1] To 30 November—Appointed Junior Operator, Grafton. [2] To 31 July—Appointed Junior Operator, Bathurst. [3] To 22 January—Appointed Operator, Chief Office. [4] To 31 October—Appointed Operator, Chief Office. [5] To 19 March. [6] To 31 January—Transferred to Chief Office, Sydney.
* Services not continuous. NOTE.—The allowances to the above officers will be found stated in a foot note at the end of the return.

Office.	Name.	Date of Appointment.	By whom appointed and under what Instrument.	Annual Salary. £ s. d.	Date of first Appointment under the Colonial Government.
POSTMASTER GENERAL—ELECTRIC TELEGRAPHS—*continued*.					
COUNTRY DISTRICTS—*continued*.					
Station-master, Ballina	Archibald Hunter	1 Jan., 1875	Governor and Executive Council	150 0 0	26 April, 1864.
Station-master, Balranald ...	John M'Innes	1 July, 1873	Ditto	180 0 0	15 May, 1863.
Station-master, Bathurst ...	Richard H. Hipsley[1]	1 Jan., 1860	Ditto	250 0 0	11 Feb., 1858.
	succeeded by				
	John Quodling	1 Nov., 1875	Ditto	300 0 0	10 Oct., 1862.
Operators, Bathurst	John Gallagher	1 Jan., 1872	Ditto	104 0 0	21 Aug., 1871.
	John Chapple[2]	1 Sept., 1875	Ditto	104 0 0	17 May, 1864.
	Henry J. Hazeldean	1 April, 1875	Ditto	104 0 0	1 Jan., 1874.
	William Mulligan	1 Dec., 1875	Ditto	104 0 0	1 Dec., 1875.
	James Bennett	1 Nov., 1875	Ditto	104 0 0	1 Oct., 1874.
Line Repairer, Bathurst ...	William J. Stevens[3]	26 Oct., 1874	Ditto	120 0 0	26 Oct., 1874.
	succeeded by				
	John Hayes	1 April, 1875	Ditto	120 0 0	1 April, 1875.
Messengers (2)	.....	.....	..... { 1 at	52 0 0	
			{ 1 at	26 0 0	
Operator, Barrenjuey	Albert T. Black	1 Oct., 1869	Governor and Executive Council	52 0 0	25 April, 1867.
Station-master, Bega	Charles Harrison	1 Jan., 1873	Ditto	100 0 0	1 Jan., 1873.
Station-master, Bendemeer	Frederick Falkiner[3]	17 Oct., 1874	Ditto	104 0 0	17 Oct., 1874.
	succeeded by				
	John W. Culnane	1 April, 1875	Ditto	104 0 0	1 Oct., 1874.
Junior Operator, Berrima...	Edward Atkinson[4]	1 Oct., 1874	Ditto	52 0 0	1 Oct., 1874.
	succeeded by				
	Frederick Small[5]	1 Mar., 1875	Ditto	52 0 0	1 Mar., 1875.
	succeeded by				
	Percy Rowe	16 Sept., 1875	Ditto	52 0 0	16 Sept., 1875.
Station-master, Bingera ...	Joseph Coleman	1 June, 1875	Ditto	150 0 0	1 June, 1875.
Junior Operator, Blacktown	Edward Allen	1 Jan., 1875	Ditto	13 0 0	1 Jan., 1875.
Junior Operator, Blue Mountains	James E. Muir	1 Jan., 1875	Ditto	25 0 0	1 Jan., 1875.
Station-master, Bombala ...	Martin E. Burke	23 April, 1867	Ditto	180 0 0	23 Oct., 1862.
Messenger, Bombala (1) ...	.....	.....	.....	52 0 0	
Station-master, Boggabri ...	John T. Tierney	1 Oct., 1874	Governor and Executive Council	104 0 0	13 Dec., 1862.
Station-master, Bourke	Thomas Trader	15 July, 1873	Ditto	250 0 0	1 Oct., 1865.
Junior Operator, Bourke ...	Alfred Keegan	1 Dec., 1875	Ditto	104 0 0	1 Jan., 1874.
Messenger, Bourke (1)	.....	.....	.....	26 0 0	
Line Repairer, Bourke	Edward M'Carthy	1 Aug., 1875	Governor and Executive Council	120 0 0	1 Aug., 1875.
Station-master, Braidwood	Charles N. Ambrose	1 July, 1874	Ditto	180 0 0	4 Dec., 1860.
Junior Operator, Braidwood	Robert Graham	1 Oct., 1874	Ditto	104 0 0	1 Oct., 1874.
	Hugh Malone	1 Dec., 1875	Ditto	52 0 0	1 Dec., 1875.
Station-master, Branxton ...	Patrick J. Howe	1 Dec., 1875	Ditto	75 0 0	1 Dec., 1874.
Station-master, Brewarrina	Charles J. Robins	1 Nov., 1874	Ditto	150 0 0	1 Nov., 1874.
Station-master, Bundarra ...	John W. Culnane[6]	1 Oct, 1874	Ditto	150 0 0	1 Oct., 1874.
	succeeded by				
	William Rowlands	1 April, 1875	Ditto	104 0 0	1 April, 1875.
Station-master, Burrowa ...	Daniel R. Kenane	1 Dec., 1874	Ditto	150 0 0	1 Feb., 1873.
Station-master, Campbell-town.	John Chapple[7]	17 Aug., 1874	Ditto	150 0 0	17 May, 1864.
	succeeded by				
	Francis Mackel	1 Oct., 1875	Ditto	150 0 0	1 Oct., 1860.
Station-master, Candelo ...	Myles Stapylton	16 Sept., 1875	Ditto	104 0 0	16 Sept., 1875.
Station-master, Carcoar ...	George U. Hoskings	1 May, 1871	Ditto	150 0 0	1 Sept., 1863.
Messenger, Carcoar (1).....	.....	.....	.....	0 5 0	per week.
Station-master, Casino	Walter M. Scott	1 Mar., 1871	Governor and Executive Council	175 0 0	1 June, 1865.
Station-master, Cassilis.....	William T. Lee	1 Aug., 1872	Ditto	180 0 0	1 Feb., 1860.
Station-master, Clarence Town.	Mark Johnson[8]	1 July, 1874	Ditto	120 0 0	16 Aug., 1873.
	succeeded by				
	Thomas Phelan	17 July, 1875	Ditto	120 0 0	17 July, 1875.
Junior Operator, Clarence River Heads.	Emma H. Pegus	1 Jan., 1874	Ditto	104 0 0	1 Jan., 1874.
Station-master, Coolah	Frederick J. Fowler[9]	1 Mar., 1872	Ditto	120 0 0	28 Feb., 1870.
	succeeded by				
	Thomas King	1 April, 1875	Ditto	120 0 0	1 Sept., 1874.
Station-master, Cooma	John Kirwan	1 Dec., 1869	Ditto	180 0 0	1 Sept., 1861.
Messenger, Cooma (1)	.....	.....	.....	52 0 0	
Station-master, Coonabara-bran.	Frederick J. Fowler	1 April, 1875	Governor and Executive Council	180 0 0	28 Feb., 1870.
Station-master, Coonamble	Charles Fry	1 Sept., 1875	Ditto	150 0 0	24 Oct., 1874.
Station-master, Cootamun-dra.	Richard C. Willans	1 April, 1875	Ditto	150 0 0	18 Feb., 1871.
Station-master, Corowa ...	Francis Russell	14 Dec., 1874	Ditto	150 0 0	1 Feb., 1873.
Station-master, Cowra	John W. Clinch	1 April, 1874	Ditto	150 0 0	1 June, 1870.
Station-master, Deniliquin	Richard C. Wills[10]	1 April, 1870	Ditto	250 0 0	9 Dec., 1858.
	succeeded by				
	Robert Buckley	1 Nov., 1875	Ditto	250 0 0	1 Mar., 1862.
Junior Operators, Deniliquin	Mary Buckley	1 Dec., 1875	Ditto	52 0 0	1 Dec., 1875.
	Thomas Channon[11]	1 Feb., 1874	Ditto	100 0 0	1 Sept., 1873.
	succeeded by				
	Charles Holding	1 June, 1875	Ditto	100 0 0	1 June, 1875.
Line Repairer, Deniliquin	James R. Holding	1 June, 1873	Ditto	120 0 0	1 June, 1873.

[1] To 31 October—Appointed Station-master, Tenterfield. [2] To 11 October—Dismissed. [3] To 31 March—Resigned. [4] To 28 February—Appointed Junior Operator, East Maitland. [5] To 15 September—Resigned. [6] To 31 March—Appointed station-master, Bendemeer. [7] To 31 August—Appointed Operator, Bathurst. [8] To 16 July—Deceased. [9] To 31 March—Appointed Station-master, Coonabarabran. [10] To 31 October—Appointed Station-master, Goulburn. [11] To 31 May—Appointed Station master, Dubbo.

NOTE.—The allowances to the above officers will be found stated in a foot note at the end of the return.

Office.	Name.	Date of Appointment.	By whom appointed, and under what Instrument.	Annual Salary. £ s. d.	Date of first Appointment under the Colonial Government.
POSTMASTER GENERAL—ELECTRIC TELEGRAPHS—*continued.*					
Station-master, Denman ...	George F. Kibble.....	5 Oct., 1868	Governor and Executive Council	52 0 0	5 Oct., 1868.
Station-master, Dubbo	Geo. T. Aldwell[1]	1 Jan., 1875	Ditto	150 0 0	5 May, 1858.
	succeeded by Thomas Channon.....	1 June, 1875	Ditto	150 0 0	1 Sept., 1873.
Station-master, Dungog ...	Thomas H. Ryan.....	1 July, 1874	Ditto	150 0 0	1 Mar., 1871.
Line Repairer, Dungog.....	John Sheridan	1 June, 1875	Ditto	120 0 0	1 June, 1875.
Station-master, Eden	Charles Kebby	1 June, 1868	Ditto	180 0 0	19 Sept., 1864.
Messenger, Eden (1).....	.....	.....	.....	52 0 0	
Station-master, Euston.....	Edward Manners.....	1 July, 1874	Governor and Executive Council	180 0 0	29 Dec., 1864.
Line Repairer, Forbes	William H. Lewis	1 Aug., 1875	Ditto	120 0 0	1 Aug., 1875.
Station-master, Forbes	Edward Chapman	1 Feb., 1873	Ditto	180 0 0	1 Dec., 1870.
Messenger, Forbes (1)	.....	.....	.....	25 0 0	
Junior Operator, Gabo Island.	Richard Musgrave	1 Dec., 1874	Governor and Executive Council	52 0 0	1 May, 1874.
Station-master, Glen Innes	James K. Craig	21 Dec., 1873	Ditto	180 0 0	6 Feb., 1870.
Junior Operator, Glen Innes	Charles Fry[2].....	24 Oct., 1874	Ditto	104 0 0	24 Oct., 1874.
	succeeded by John Cobley.....	1 Sept., 1875	Ditto	104 0 0	1 Aug., 1874.
Station-master, Goulburn...	Robert Buckley[3]	20 Aug., 1872	Ditto	200 0 0	1 Mar., 1862.
	succeeded by Richard C. Wills	1 Nov., 1875	Ditto	250 0 0	9 Dec., 1858.
Junior Operator, Goulburn	William Blackstone.....	1 Oct., 1874	Ditto	104 0 0	1 Oct., 1874.
Operator, Goulburn	Frederick Lassen	1 Dec., 1875	Ditto	104 0 0	1 Aug., 1874.
Line Repairer, Goulburn ...	John Dwyer	14 Nov., 1872	Ditto	120 0 0	14 Nov., 1872.
Station-master, Grafton ...	Thomas Quirk	1 April, 1873	Ditto	200 0 0	18 July, 1868.
Line Repairer, Grafton.....	William Prothero.....	1 Jan., 1875	Ditto	150 0 0	1 Jan., 1875.
Junior Operator, Grafton...	Arthur J. Viles.....	1 Dec., 1875	Ditto	104 0 0	1 Oct., 1874.
Messengers, Grafton (2) ...	.....	.....	..... { 1 at / 1 at	52 0 0 / 0 10 0	per week.
Station-master, Grenfell ...	John P. Olson	1 Mar., 1871	Governor and Executive Council	200 0 0	16 July, 1863.
Messenger, Grenfell (1) ...	.....	.....	.....	26 0 0	
Station-master, Gulgong ...	George A. Reid	1 Oct., 1874	Governor and Executive Council	200 0 0	20 Mar., 1872.
Messenger, Gulgong (1) ...	.....	.....	.....	52 0 0	
Station-master, Gundagai...	Colville Smith	1 Sept., 1860	Governor and Executive Council	200 0 0	6 Nov., 1858.
Junior Operator, Gundagai	Michael Canty	1 Nov., 1873	Ditto	104 0 0	1 Sept., 1872.
Line Repairer, Gundagai ...	Walter J. Mason	9 Nov., 1873	Ditto	120 0 0	9 Nov., 1873.
Station-master, Gunnedah	Joshua W. Nunn.....	1 Sept., 1872	Ditto	180 0 0	13 Sept., 1862.
Station-master, Gunning ...	Joseph T. Foley	10 Mar., 1875	Ditto	104 0 0	10 Mar., 1875.
Station-master, Hay	Robert S. Arnott	23 Nov., 1870	Ditto	180 0 0	1 Aug., 1862.
Messenger, Hay (1)	.....	.....	.....	52 0 0	
Station-master, Hill End ...	William Raper.....	1 April, 1874	Governor and Executive Council	200 0 0	1 Sept., 1871.
Messenger, Hill End (1) ...	.....	.....	.....	52 0 0	
Station-master, Inverell ...	John Eames	18 July, 1868	Governor and Executive Council	200 0 0	1 June, 1867.
Messenger, Inverell (1).....	.....	.....	.....	52 0 0	
Station-master, Jerilderie ..	Henry Jefferson	1 Dec., 1874	Governor and Executive Council	150 0 0	1 Dec., 1874.
Station-master, Jervis Bay	Henry Gibson	1 Oct., 1873	Ditto	26 0 0	1 Oct., 1873.
Station-master, Kiama	John F. Tyter	19 Oct., 1867	Ditto	150 0 0	19 Oct., 1867.
Line Repairer, Kiama	John M'Grane	21 Aug., 1875	Ditto	120 0 0	21 Aug., 1875.
Station-master, Kiandra ...	Edward Aland[4].....	1 Feb., 1874	Ditto	104 0 0	1 Feb., 1874.
	succeeded by Alfred Ambrose	7 June, 1875	Ditto	104 0 0	7 June, 1875.
Station-master, Kyamba ...	Joseph Cox	1 Feb., 1873	Ditto	104 0 0	1 Feb., 1873.
Station-master, Kynumboon	Neil Sharpe	1 Nov., 1875	Ditto	104 0 0	1 Nov., 1875.
Station-master, Lawrence...	Frederick Lassen[5]	1 Jan., 1875	Ditto	104 0 0	1 Aug., 1874.
	succeeded by Frederick Burnett	1 Dec., 1875	Ditto	104 0 0	1 Dec., 1875.
Junior Operator, Lambton..	William Harris	1 May, 1875	Ditto	52 0 0	1 May, 1875.
Station-master, Lismore ...	Isaac M. Hyam	1 Jan., 1875	Ditto	150 0 0	10 Feb., 1871.
Junior Operator, Liverpool	Joseph Cross	1 Nov., 1874	Ditto	52 0 0	1 Nov., 1874.
Junior Operator, East Maitland.	Percy Eldershaw[6]	1 April, 1874	Ditto	104 0 0	1 Sept., 1874.
	succeeded by Edward Atkinson.....	1 Mar., 1875	Ditto	104 0 0	1 Oct., 1874.
Station-master, West Maitland.	Charles T. Morgan[7].....	1 Mar., 1874	Ditto	200 0 0	1 June, 1863.
	succeeded by Charles Caspersonn	1 June, 1875	Ditto	200 0 0	10 Nov., 1866.
Junior Operators, West Maitland.	Francis Bussell.....	1 April, 1874	Ditto	104 0 0	1 Sept., 1873.
	William Barnes	1 Dec., 1875	Ditto	52 0 0	1 Dec., 1875.
	John Smith	1 Jan., 1875	Ditto	104 0 0	1 Jan., 1875.
Messengers, West Maitland (2.)	.....	.....	Ditto ..... { 1 at / 1 at	52 0 0 / 26 0 0	
Junior Operator, M'Leay River Heads.	Mary A. J. Garard	24 June, 1875	Ditto	26 0 0	24 June, 1875.
Operator, Merimbula.....	Armstrong L. Munn[8]	19 Oct., 1868	Ditto	52 0 0	19 Oct., 1868.
	succeeded by George J. Dennis.....	1 Sept., 1875	Ditto	104 0 0	1 Sept., 1875.
Station-master, Merriwa ...	William Read	1 Feb., 1869	Ditto	150 0 0	1 Oct., 1861.
Station-master, Moama.....	Albert H. Davies.....	1 Sept., 1873	Ditto	150 0 0	1 Mar., 1870.
Station-master, Morpeth ...	Charles J. Wakely	1 Mar., 1872	Ditto	104 0 0	1 June, 1870.
Station-master, Moruya ...	John Walters	1 Jan., 1874	Ditto	52 0 0	1 Jan., 1874.

[1] To 31 May—Deceased. [2] To 31 August—Appointed Station-master, Coonamble. [3] To 31 October—Appointed Station-master, Deniliquin.
[4] To 31 May—Resigned. [5] To 30 November—Appointed Operator, Goulburn. [6] To 28 February—Appointed to Taree. [7] To 31 May—Appointed Operator, Chief Office.
[8] To 31 August—Resigned.

NOTE.—The allowances to the above officers will be found stated in a foot-note at the end of the return.

Office.	Name.	Date of Appointment.	By whom appointed, and under what Instrument.	Annual Salary. £ s. d.	Date of first Appointment under the Colonial Government.
POSTMASTER GENERAL—ELECTRIC TELEGRAPHS—*continued.*					
Junior Operator, Moss Vale	John H. Walpole	1 April, 1874	Governor and Executive Council	104 0 0	1 April, 1874.
Station-master, Moulamein.	Charles Hammond	1 July, 1874	Ditto	180 0 0	22 April, 1862.
Station-master, Mount Victoria.	Francis Mackel[1]	1 Jan., 1870	Ditto	180 0 0	1 Oct., 1860.
	succeeded by Charles W. Prott	1 Oct., 1875	Ditto	180 0 0	1 Oct., 1875.
Station-master, Mudgee	Alexander Burnett	1 Jan., 1875	Ditto	200 0 0	4 April, 1862.
Line Repairer, Mudgee	Thomas King[2]	1 Oct., 1874	Ditto	120 0 0	1 Sept., 1874.
	succeeded by John R. Battye[3]	1 May, 1875	Ditto	120 0 0	1 May, 1875.
	succeeded by James Russell	1 Dec., 1875	Ditto	120 0 0	1 Dec., 1875.
Operator, Mudgee	Marcus Lynch	1 Dec., 1875	Ditto	104 0 0	1 Dec., 1875.
Station-master, Murrurundi	Alfred Tunks	1 July, 1874	Ditto	180 0 0	12 Nov., 1863.
Junior Operator, Murrurundi.	Henry Williams	1 Jan., 1874	Ditto	104 0 0	1 Jan., 1874.
Station-master, Muswellbrook.	Francis O. Byrnes	1 Mar., 1874	Ditto	150 0 0	28 Oct., 1862.
Junior Operator, Muswellbrook.	Patrick Doran	1 Jan., 1875	Ditto	52 0 0	1 Jan., 1875.
Station-master, Narrabri	James E. Ballard	23 Nov., 1870	Ditto	180 0 0	1 April, 1867.
Station-master, Nattai	George J. Roberts[4]	1 Jan., 1874	Ditto	52 0 0	13 July, 1868.
	succeeded by Frederick Thompson	1 July, 1875	Ditto	52 0 0	1 July, 1875.
Station-master, Newcastle	Donald Graham	1 Feb., 1873	Ditto	200 0 0	14 April, 1874.
Junior Operators, Newcastle	William H. Holahan[5]	1 July, 1874	Ditto	104 0 0	1 July, 1874.
	succeeded by George R. Wells	22 Jan., 1875	Ditto	104 0 0	1 June, 1863.
	John T. Cridge	1 July, 1875	Ditto	104 0 0	1 July, 1875.
	Richard Finney	1 Dec., 1875	Ditto	52 0 0	1 Dec., 1875.
Messengers, Newcastle (2)	.....	.....	.....	26 0 0	each.
Junior Operator, Nimitybelle.	William Graham	1 Feb., 1872	Governor and Executive Council	104 0 0	1 Feb., 1872.
Station-master, Orange	Charles Cooper	1 Oct., 1862	Ditto	180 0 0	1 Oct., 1862.
Junior Operator, Orange	Lewis Mackay	1 Dec., 1875	Ditto	104 0 0	1 Dec., 1875.
Messenger, Orange (1)	.....	.....	.....	52 0 0	
Junior Operator, Palmer's Island.	John Cobley[6]	1 Jan., 1875	Governor and Executive Council	52 0 0	1 Aug., 1874.
	succeeded by William Powell	1 Sept., 1875	Ditto	104 0 0	1 Sept., 1875.
Station-master, Parkes	William A. Lorking	15 Feb., 1875	Ditto	150 0 0	1 Oct., 1874.
Junior Operator, Parramatta	Charles Chapple	1 April, 1874	Ditto	104 0 0	1 Mar., 1872.
Messenger, Parramatta (1)	.....	.....	.....	25 0 0	
Station-master, Paterson	Joseph Wakely	1 July, 1874	Governor and Executive Council	120 0 0	22 Jan., 1873.
Junior Operator, Penrith	Edward J. Mulligan[7]	1 Mar., 1871	Ditto	104 0 0	16 Feb., 1870.
	succeeded by William E. Tomkins	22 April, 1875	Ditto	104 0 0	22 April, 1875.
Station-master, Pilliga	John E. Phelan	1 Sept., 1873	Ditto	150 0 0	1 Sept., 1872.
Line Repairer, Pilliga	Hiram Raleigh	1 Aug., 1875	Ditto	120 0 0	1 Aug., 1875.
Station-master, Port Macquarie.	John R. Cummins	1 Aug., 1870	Ditto	200 0 0	14 Dec., 1866.
Line Repairer, Port Macquarie.	James C. Toose	1 July, 1875	Ditto	120 0 0	1 July, 1875.
Station-master, Queanbeyan	John J. Woodward	17 Aug., 1864	Ditto	150 0 0	25 Mar., 1863.
Messenger, Queanbeyan (1)	.....	.....	.....	52 0 0	
Junior Operator, Raglan	Henry J. Hazeldean[8]	1 Jan., 1874	Governor and Executive Council	52 0 0	1 Jan., 1874.
	succeeded by Joseph M'Cann	1 April, 1875	Ditto	52 0 0	1 April, 1875.
Operator, Raymond Terrace	William E. Shaw	16 April, 1868	Ditto	52 0 0	16 April, 1868.
Junior Operator, Richmond	Henry F. Mackenzie[9]	8 June, 1874	Ditto	52 0 0	8 June, 1874.
	succeeded by John Delaney[10]	1 June, 1875	Ditto	52 0 0	1 June, 1875.
	succeeded by William Healey[11]	23 July, 1875	Ditto	52 0 0	23 July, 1875.
	succeeded by Gerald Plunkett	1 Sept., 1875	Ditto	52 0 0	1 Sept., 1875.
Junior Operator, Rocky Mouth.	Samuel M'Naughton[12]	1 June, 1870	Ditto	52 0 0	1 June, 1870.
	succeeded by William Corbett	20 Mar., 1875	Ditto	104 0 0	1 June, 1874.
Junior Operator, Rydal	William Meade	1 Dec., 1873	Ditto	104 0 0	1 Dec., 1873.
Station-master, Rylstone	Henry J. Williams	1 Mar., 1875	Ditto	104 0 0	1 Mar., 1875.
Junior Operator, Scone	Thomas Harris	1 Jan., 1874	Ditto	104 0 0	1 Jan., 1874.
Station-master, Singleton	John Nesbitt	24 June, 1863	Ditto	150 0 0	1 Feb., 1861.
Junior Operator, Singleton	William B. Nesbitt	1 Jan., 1875	Ditto	104 0 0	1 Jan., 1875.
Station-master, Sofala	Charles G. Smith[13]	1 May, 1861	Ditto	180 0 0	1 May, 1861.
	succeeded by William Newberry	23 April, 1875	Ditto	104 0 0	23 April, 1875.
Junior Operator, South Creek.	Ellen Pegus	1 Dec., 1875	Ditto	52 0 0	1 Dec., 1875.
Station-master, Tabulam	Benjamin Cox	1 July, 1875	Ditto	120 0 0	14 Oct., 1874.
Station-master, Tamworth	Thomas S. Beckett	1 Jan., 1864	Ditto	180 0 0	1 Jan., 1864.
Junior Operator, Tamworth	Edward Parsons	1 April, 1874	Ditto	104 0 0	1 April, 1874.

[1] To 30 September—Appointed to Campbelltown. [2] To 31 March—Appointed Station-master, Coolah. [3] To 30 November—Appointed Operator, Chief Office. [4] To 30 June. [5] To 21 January—Transferred to Albury. [6] To 31 August—Appointed Junior Operator, Glen Innes. [7] To 21 April—Appointed Station-master, Ulladulla. [8] To 31 March—Transferred to Bathurst. [9] To 31 May—Resigned. [10] To 22 July—Resigned. [11] To 31 August—Resigned. [12] To 19 March. [13] To 22 April—Appointed Clerk of Petty Sessions, Dungog.

NOTE:—The allowances to the above Officers will be found stated in a foot-note at the end of the Return.

Office.	Name.	Date of Appointment.	By whom appointed, and under what Instrument.	Annual Salary. £ s. d.	Date of first Appointment under the Colonial Government.
POSTMASTER GENERAL—ELECTRIC TELEGRAPHS—*continued.*					
Line Repairer, Tamworth...	Benjamin Cox[1]	14 Oct., 1874	Governor and Executive Council	120 0 0	14 Oct., 1874.
	succeeded by				
	George S. Hayes	1 July, 1875	Ditto	120 0 0	1 Aug., 1874.
Station-master, Tarcutta ...	Joseph E. Kelly	1 June, 1875	Ditto	120 0 0	1 June, 1875.
Station-master, Taree	Percy Eldershaw	1 Mar., 1875	Ditto	150 0 0	1 Sept., 1873.
Junior Operator, Ten-mile Creek.	Henry D. Edwards	1 Jan., 1872	Ditto	104 0 0	1 Jan., 1872.
Station-master, Tenterfield..	John Quodling[2]	20 Aug., 1872	Ditto	300 0 0	10 Oct., 1862.
	succeeded by				
	Richard H. Hipsley.....	1 Nov., 1875	Ditto	300 0 0	11 Feb., 1858.
Operators, Tenterfield	Lot Mannix	1 May, 1874	Ditto	150 0 0	1 Sept., 1872.
	William Chandler	1 Jan., 1874	Ditto	150 0 0	1 Sept., 1872.
	William Parsons	1 Sept., 1873	Ditto	150 0 0	1 Jan., 1872.
	John Webster	1 May, 1875	Ditto	150 0 0	1 May, 1875.
Perforators, Tenterfield.....	Mary Bailiff	8 May, 1875	Ditto	104 0 0	8 May, 1875.
	Annie Halloran	10 May, 1875	Ditto	104 0 0	10 May, 1875.
	Mary M'Gregor	12 May, 1875	Ditto	104 0 0	12 May, 1875.
	Lizzie A. Lardner	8 June, 1875	Ditto	104 0 0	8 June, 1875.
Line Repairer, Tenterfield...	John W. Clarke[3]	22 June, 1872	Ditto	150 0 0	20 Dec., 1867.
Messenger, Tenterfield (1)...	.....	.....	.....	52 0 0	
Operator, Terrara	John Armstrong[4]	1 Feb., 1871	Ditto	52 0 0	1 Feb., 1871.
	succeeded by				
	William J. Campbell	1 June, 1875	Ditto	104 0 0	1 June, 1875.
Station-master, Tumut	Kenneth C. Mackenzie ...	1 July, 1871	Ditto	180 0 0	7 June, 1870.
Station-master, Ulladulla ...	Edward J. Mulligan	22 April, 1875	Ditto	150 0 0	16 Feb., 1870.
Station-master, Ulmarra ...	John James	1 Oct., 1873	Ditto	150 0 0	1 Jan., 1869.
Station-master, Uralla	James Falconer	1 Jan., 1875	Ditto	150 0 0	1 Jan., 1869.
Station-master, Urana	George T. Harrison.....	1 July, 1873	Ditto	180 0 0	1 Nov., 1855.
Station-master, Wagga Wagga.	Cecil A. Middleton	23 Aug., 1869	Ditto	200 0 0	24 July, 1861.
Line Repairer, Wagga Wagga.	Samuel J. Padman	5 Aug., 1873	Ditto	150 0 0	5 Aug., 1873.
Operators, Wagga Wagga...	Alfred D. Turner.....	1 April, 1874	Ditto	150 0 0	1 April, 1874.
	Edward Cooper	1 Dec., 1875	Ditto	104 0 0	1 Dec., 1875.
Messenger, Wagga Wagga (1)	.....	.....	.....	52 0 0	
Station-master, Walgett ...	Edward Bramble	1 Nov., 1874	Ditto	150 0 0	1 Sept., 1872.
Station-master, Wallabadah	George S. Hayes[5]	1 Aug., 1874	Ditto	104 0 0	1 Aug., 1874.
	succeeded by				
	Stanley Briggs	1 July, 1875	Ditto	104 0 0	1 July, 1875.
Junior Operator, Wallsend	Charles Chapman.....	1 May, 1875	Ditto	52 0 0	1 May, 1875.
Junior Operator, Waratah...	John Banfield	1 May, 1875	Ditto	52 0 0	1 May, 1875.
Station-master, Warialda...	Dugald M'Lean	1 July, 1875	Ditto	150 0 0	1 July, 1875.
Junior Operator, Wee Waa	Henry Thurlow	1 Sept., 1873	Ditto	104 0 0	1 Sept., 1873.
Station-master, West Kempsey.	John Williams	1 Jan., 1872	Ditto	150 0 0	1 Jan., 1872.
Station-master, Wellington	Alexander Chrystal	1 Jan., 1875	Ditto	150 0 0	1 Nov., 1871.
Station-master, Wentworth	William Camper	1 June, 1867	Ditto	300 0 0	7 Dec., 1858.
Line Repairer, Wentworth	William Cunningham.....	17 May, 1867	Ditto	150 0 0	10 June, 1865.
Operator, Wentworth	Patrick Dunne	1 Jan., 1875	Ditto	150 0 0	1 Jan., 1875.
Station-master, Wiseman's Ferry.	John C. J. Smith[6]	1 April, 1872	Ditto	150 0 0	1 Jan., 1870.
	succeeded by				
	John T. Mart	1 July, 1875	Ditto	150 0 0	1 July, 1875.
Station-master, Wollombi...	Samuel J. Watson[7]	1 June, 1869	Ditto	180 0 0	30 Aug., 1858.
	succeeded by				
	John C. J. Smith.....	1 July, 1875	Ditto	180 0 0	1 Jan., 1870.
Station-master, Wollongong	Philip Mackel	1 April, 1870	Ditto	180 0 0	1 Jan., 1860.
Junior Operator, Wollongong	John Parke	1 Dec., 1875	Ditto	52 0 0	1 Dec., 1875.
Operator, Windsor	Charles J. Nealds[8]	1 May, 1872	Ditto	104 0 0	25 Jan., 1855.
	succeeded by				
	George Gresty	1 July, 1875	Ditto	104 0 0	1 Oct., 1874.
Station-master, Yass	John R. Colls	1 Dec., 1874	Ditto	200 0 0	1 Jan., 1872.
Station-master, Young	William M'Nab	1 July, 1873	Ditto	200 0 0	16 Dec., 1865.
Line Repairer, Young	James Lyons[9]	8 Sept., 1873	Ditto	120 0 0	8 Sept., 1873.
	succeeded by				
	Henry Kline.....	15 Dec., 1875	Ditto	120 0 0	15 Dec., 1875.
Junior Operator, Young ...	Samuel J. Cunningham ...	1 Oct., 1875	Ditto	104 0 0	1 Oct., 1875.
Overseers—Construction of New Lines.					
Casino to Richmond River Heads, *vid* Lismore.	Thomas S. Pidding[10]	20 June, 1873	Secretary for Public Works	Each 16s. per diem.	20 June, 1873.
	Ralph Richardson[10]	20 June, 1873	Ditto		7 Aug., 1871.
Maitland to the Manning River.	Edwin Tunks[10].....	1 Mar., 1874	Ditto		21 July, 1873.
	William Court[10]	1 Mar., 1874	Ditto		1 Mar., 1874.
Additional Wire, Parramatta Junction to Bendemeer.	William S. Harrison[11].....	1 April, 1874	Ditto		1 April, 1874.
Cape St. George to Ulladulla	Robert Macgillicuddy[12] ...	14 Aug., 1874	Ditto		14 Aug., 1874.
Coonamble with (to connect) Fort Bourke Line.	William A. Manton[13]	10 Sept., 1874	Ditto		10 Sept., 1874.
	Andrew Gray[14].....	14 Sept., 1874	Ditto		14 Sept., 1874.
Mudgee to Rylstone	John Elder	1 Sept., 1874	Ditto		1 Sept., 1874.

[1] To 30 June—Appointed Station-master, Tabulam. [2] To 31 October—Appointed Station-master, Bathurst. [3] To 31 March—Resigned.
[4] To 31 May—Resigned. [5] To 30 June—Appointed Line Repairer, Tamworth. [6] To 30 June—Appointed to Wollombi. [7] To 30 June—Appointed Inspector of Railway Telegraph Lines.
[8] To 30 June—Dismissed. [9] To 30 November. [10] To 31 August. [11] To 31 October.
[12] To 8 April. [13] To 30 April. [14] To 13 September.

NOTE.—The allowances to the above Officers will be found stated in a foot-note at the end of the Return.

Office.	Name.	Date of Appointment.	By whom appointed, and under what Instrument.	Annual Salary.	Date of first Appointment under the Colonial Government.
				£ s. d.	

POSTMASTER GENERAL—ELECTRIC TELEGRAPHS—*continued.*

Overseers—Construction of New Lines—continued.

Coolah to Coonabarabran ...	John Drury[1]	1 Sept., 1874	Secretary for Public Works	Each 16s. per diem.	1 Sept., 1874.
Inverell to Warialda	John Binny[2]	16 Sept., 1874	Ditto		9 July, 1874.
West Kempsey to M'Leay River Heads.	George M'Cauley[3]	16 Oct., 1874	Ditto		16 Oct., 1874.
	Richard Scougall[4]	13 Nov., 1874	Ditto		13 Nov., 1874.
Forbes to Bushman's	William Cruden[5]	1 Dec., 1874	Ditto		1 Dec., 1874.
Additional Wire, Western Line.	E. Eccles[6]	1 Feb., 1875	Ditto		1 Feb., 1875.
Bingera to Warialda—Additional Wire on Northern Line.	George M'Lerie[7]	1 Jan., 1875	Ditto		4 Dec., 1873.
	John Higgins[8]	15 Jan., 1875	Ditto		15 Jan., 1875.
St. Leonard's to Hunter's Hill.	John Drury[9]	1 Oct., 1875	Ditto		1 Sept., 1874.
	John Binney	1 Oct., 1875	Ditto		9 July, 1874.
Moruya to Bega	Thomas S. Pidding	1 Nov., 1875	Ditto		20 June, 1873.
	Andrew Gray	1 Nov., 1875	Ditto		1 Nov., 1875.
Glen Innes to Grafton	Edward S. Ruthven	18 Nov., 1875	Ditto		18 Nov., 1875.
	John Drury	1 Dec., 1875	Ditto		1 Sept., 1874.
Line to connect Murrumburrah.	William A. Forster	16 Dec., 1875	Ditto		16 Dec., 1875.
	Alexander Binning	16 Dec., 1875	Ditto		16 Dec., 1875.
Orange to Wellington	Brookes Forster	18 Dec., 1875	Ditto		18 Dec., 1875.
Singleton to Denman	William Cruden	22 Nov., 1875	Ditto		1 Dec., 1874.
Dubbo to Warren	Chas. H. Manton	6 Dec., 1875	Ditto		
Wagga Wagga to Naranderra	Ralph Richardson	10 Dec., 1875	Ditto		7 Aug., 1871.
Dungog to Seal Rocks	Charles Tunks	6 Dec., 1875	Ditto		6 Dec., 1875.
	William Court	6 Dec., 1875	Ditto		1 Mar., 1874.

[1] To 19 July. [2] To 30 April. [3] To 17 February. [4] To 4 February. [5] To 8 February. [6] To 30 April. [7] To 10 May. [8] To 9 June. [9] To 30 November.

NOTE.—*Station-masters* :—Each allowed quarters. Those at Bathurst and Goulburn allowed £30 per annum; and the one at Tenterfield £50 per annum in lieu of forage. Those at Balranald, Cooma, Eden, Euston, Glen Innes, Hay, Moulamein, Urana, Wiseman's Ferry, and Wollombi receive 4s. per diem in lieu of forage, and 12s. per diem when travelling on duty. Those at Kyamba, Mount Victoria, Murrurundi, and Tarcutta allowed 12s. per diem when travelling on duty. They give security for £100 each.

Line Repairers :—Each allowed 12s. per diem when travelling on duty, excepting those at Bourke, Dungog, and Young; and those at Armidale, Deniliquin, Forbes, Gundagai, Pilliga, Tamworth, Tenterfield, and Wentworth receive 4s. per diem in lieu of forage, and 12s. per diem when travelling on duty.

Operators :—Those at Merimbula, Raymond Terrace, Terrara, and Windsor allowed quarters. They give security for £100 each.

Junior Operators :—Those at Berrima, Bourke, Clarence River Heads, Lambton, Liverpool, East Maitland, Moss Vale, Nimitybelle, Palmer's Island, Parramatta, Penrith, Raglan, Richmond, Rocky Mouth, Rydal, Scone, South Creek, Ten-mile Creek, Wallsend, Waratah, and Wee Waa allowed quarters. They give security for £100 each.

Overseers—Construction of New Lines :—Each allowed 4s. 6d. per diem in lieu of forage.

GOVERNMENT SAVINGS' BANK.

Controller	Francis William Hill	1 Sept., 1871	Governor and Executive Council	100 0 0	5 Aug., 1850.
Cashier	Henry Reeve[1]	1 Sept., 1871	Ditto	67 0 0	25 Sept., 1851.
	succeeded by				
	Andrew James Doak	1 July, 1875	Ditto	67 0 0	1 Feb., 1864.
Examiner	Andrew James Doak	1 Sept., 1871	Ditto	62 0 0	1 Feb., 1864.
	succeeded by				
	Arthur Robert Docker	1 July, 1875	Ditto	62 0 0	1 Jan., 1867.
Teller	Arthur Robert Docker	1 Sept., 1871	Ditto	60 0 0	1 Jan., 1867.
	succeeded by				
	William Burnet	1 July, 1875	Ditto	60 0 0	17 April, 1867.
Ledger-keepers	William Burnet	1 Sept., 1871	Ditto	54 0 0	17 April, 1867.
	succeeded by				
	William P. Simpson	1 July, 1875	Ditto	54 0 0	1 July, 1866.
	Alexander E. Blackmore[2]	1 Sept., 1871	Ditto	150 0 0	1 Mar., 1869.
	William D. Bayley	1 Sept., 1871	Ditto	150 0 0	1 Sept., 1871.
	William Wood	1 June, 1875	Ditto	150 0 0	21 April, 1873.
	Walter Moyse	1 July, 1875	Ditto	150 0 0	10 Aug., 1871.
Messenger (1)	.....	1 July, 1875	Ditto	25 0 0	

[1] To 21 June. [2] To 30 June—Transferred to Money Order Office.

PART XII.

Miscellaneous.

SUMMARY.

	PAGE.
Ecclesiastical Establishment	112
Education	114
Pensions	116
Foreign Consuls	119
Returning Officers	120
Guardians of Minors	121

ECCLESIASTICAL ESTABLISHMENT.

RETURN of the ECCLESIASTICAL ESTABLISHMENT, for the Year 1875.

Office.	Name.	Date of Appointment.	By whom appointed, and under what Instrument.	Annual Salary. £ s. d.	Date of first Appointment under the Colonial Government.
CHURCH OF ENGLAND—DIOCESE OF SYDNEY.					
Lord Bishop of Sydney and Metropolitan.	The Right Reverend Frederic Barker, D.D.	19 Oct., 1854	Her Majesty, by Letters Patent under the Great Seal of the United Kingdom.	2,000 0 0*	19 Oct., 1854.
Dean of Sydney.....	Very Rev. William Macquarie Cowper, M.A.	12 July, 1858	Governor and Executive Council	300 0 0	12 July, 1858.
Parish of St. Phillip (City).....		1 Aug., 1858	Ditto	160 0 0	
Do.	Rev. Edward Rogers	1 Aug., 1858	Ditto	200 0 0	20 Jan., 1838.
Parish of St. Andrew (City)	„ Thomas O'Reilly	15 Feb., 1863	Ditto	200 0 0	1 Oct., 1848.
Parish of St. James (City)...	„ Robert Allwood, B.A.	1 Jan., 1840	Governor.....	200 0 0	8 Dec., 1839.
Parish of Alexandria (Surry Hills, City).	„ Hulton S. King	1 Jan., 1857	Governor and Executive Council	200 0 0†	
Ditto (Redfern)	„ Alfred H. Stephen, B.A.	1 Sept., 1855	Governor.....	200 0 0	1 July, 1850.
Parish of Petersham (Cook's River).	„ George King.....	15 Feb., 1863	Governor and Executive Council	200 0 0	15 July, 1849.
Ditto (Ashfield).....	„ William Lumsdaine...	1 Oct., 1860	Ditto	150 0 0	1 Oct., 1860.
Parish of Willoughby (St. Leonards, North Shore).	„ William B. Clarke, M.A.	1 Aug., 1846	Ditto	200 0 0	26 May, 1839.
DISTRICT OF PARRAMATTA.					
Parish of St. John.....	Rev. Robert L. King, B.A.	1 July, 1855	Ditto	200 0 0	1 July, 1855.
Parish of Prospect.....	„ Thomas Donkin, B.D.	1 Aug., 1855	Ditto	200 0 0	1 Jan., 1854.
DISTRICT OF WINDSOR.					
Parish of Pitt Town	Rev. Henry A. Palmer.....	1 Aug., 1861	Ditto	200 0 0	
Parish of Ham Common ...	„ John Elder	1 Nov., 1845	Governor.....	200 0 0	15 June, 1840.
DISTRICT OF PENRITH.					
Parish of Mulgoa	Rev. George Vidal, B.A....	1 July, 1855	Ditto	200 0 0	19 June, 1840.
DISTRICT OF LIVERPOOL.					
Parish of St. Luke.....	Rev. Charles F. D. Priddle	1 July, 1855	Ditto	200 0 0	1 Feb., 1855.
Parish of Minto.....	„ George N. Woodd, B.A.	1 July, 1855	Ditto	200 0 0	5 Nov., 1837.
DISTRICT OF CAMPBELLTOWN.					
Parish of St. Peter.....	Rev. Edward Smith, B.A...	1 April, 1857	Ditto	200 0 0	1 July, 1838.
Parish of Appin.....	„ Thomas H. Wilkinson	1 Mar., 1862	Ditto	150 0 0	1 Nov., 1848.
DISTRICTS—					
Picton...	Rev. James Carter	1 Jan., 1860	Ditto	80 17 6	
Wollongong	„ Thomas C. Ewing.....	1 Sept., 1857	Ditto	200 0 0‡	1 July, 1846.
Kiama	„ Thomas Wilson, B.A.	1 Feb., 1862	Ditto	200 0 0	
Berrima (Sutton Forest)	„ Thomas Horton	1 July, 1858	Ditto	200 0 0	1 Sept., 1852.
Yass	„ Thomas Kemmis	12 Oct., 1859	Ditto	200 0 0	12 Oct., 1859.

*Of this amount £500 paid from "Bishopthorpe Estate." †Viz. :—£100 paid from "Bishopthorpe Estate," and £100 from "Clergy and School Estates."
‡Paid from "Clergy and School Estates Fund."

CHURCH OF ENGLAND—DIOCESE OF NEWCASTLE.					
Lord Bishop of Newcastle...	The Right Rev. William Tyrrell, D.D.	16 Jan., 1848	Her Majesty, by Letters Patent under the Great Seal of the United Kingdom, dated 25th June, 1847.	500 0 0	16 Jan., 1848.
DISTRICTS—					
Newcastle	Rev. G. C. Bode	1 Dec., 1862	Governor and Executive Council	100 0 0	1 June, 1859.
Paterson	„ F. W. Addams.....	1 Oct., 1846	Governor.....	200 0 0	12 Jan., 1846.
Morpeth, Hinton, and Middlethope.	„ C. Walsh	1 Aug., 1860	Governor and Executive Council	200 0 0	1 Aug., 1860.
East Maitland	Rev. L. Tyrrell.....	1 Dec., 1862	Governor and Executive Council	200 0 0	
West Maitland.....	„ R. Chapman	1 Oct., 1846	Governor.....	200 0 0	25 July, 1840.
Raymond Terrace	„ J. R. Blomfield	1 May, 1852	Ditto	200 0 0	16 Mar., 1851.
Lochinvar and Branxton	„ F. D. Bode	1 Dec., 1862	Governor and Executive Council	100 0 0	
Singleton	„ J. Blackwood, B.A....	1 Oct., 1850	Governor.....	200 0 0	1 Oct., 1850.
Muswellbrook	„ W. E. White	1 Mar., 1860	Governor and Executive Council	200 0 0	
Scone.....	„ C. Child, B.A.....	1 Feb., 1853	Governor.....	200 0 0	1 Jan., 1850.
Murrurundi	„ J. J. Nash, M.A.....	1 June, 1859	Governor and Executive Council	100 0 0	1 June, 1859.
Dungog	„ S. Simm	1 Dec., 1862	Ditto	100 0 0	
Manning River.....	„ W. C. Hawkins	1 Jan., 1861	Ditto	100 0 0	
Clarence River.....	„ A. E. Selwyn	1 Jan., 1853	Governor.....	100 0 0	1 Jan., 1853.

Office.	Name.	Date of Appointment.	By whom appointed, and under what Instrument.	Annual Salary. £ s. d.	Date of first Appointment under the Colonial Government.
ECCLESIASTICAL ESTABLISHMENT—CHURCH OF ENGLAND—*continued*.					
CHURCH OF ENGLAND—DIOCESE OF GOULBURN.					
Lord Bishop of Goulburn...	Right Rev. Mesac Thomas	25 Mar., 1863	Her Majesty, by Letters Patent under the Great Seal of the United Kingdom.	*100 0 0	25 Mar, 1863.
DISTRICTS—					
Goulburn	Rev. W. Sowerby[1]	1 Nov., 1837	Governor.....	200 0 0	1 Nov., 1837.
Braidwood	„ James Allan.....	11 June, 1843	Ditto	200 0 0	13 July, 1837.
Bungonia	„ Edmond B. Proctor, M.A.	1 Sept., 1856	Governor and Executive Council	200 0 0	1 July, 1852.
Canberra (Queanbeyan)	„ Pierce G. Smith, M.A.	26 May, 1855	Governor.....	150 0 0	26 May, 1855.
Queanbeyan	„ Alberto D. Soares ...	1 April, 1857	Governor and Executive Council	200 0 0	1 April, 1857.
Collector (Yass)	„ Daniel P. M. Hulbert, M.A.	1 April, 1857	Ditto	150 0 0	1 April, 1857.
Cooma	„ Thomas Druitt	1 Dec., 1856	Ditto	100 0 0	1 Jan., 1854.
[1] Chaplain to the Gaol—£25 per annum. Deceased, 22 November, 1875. *From Bishopthorpe Estate.					
CHURCH OF ENGLAND—DIOCESE OF BATHURST.					
DISTRICTS—					
Bathurst	Rev. Thomas Sharpe, M.A.[1]	1 Jan., 1842	Governor.....	200 0 0	1 Oct., 1830.
Carcoar	„ John A. Burke, M.A.	1 Aug., 1858	Governor and Executive Council	200 0 0	1 Aug., 1858.
Mudgee.....	„ James Gunther	1 Jan., 1844	Governor.....	200 0 0	1 Jan., 1844.
[1] Allowed 2s. 6d. per diem in lieu of forage, from Schedule C; also £50 per annum for house rent, from the Clergy and School Estates Fund.					
CHURCH OF ENGLAND—DIOCESE OF GRAFTON AND ARMIDALE.					
DISTRICTS—					
Armidale	Rev. Septimus Hungerford	1 April, 1854	Governor.....	100 0 0	—— 1853.
Glen Innes	„ J. H. Johnson.....	1 Dec., 1862	Governor and Executive Council	100 0 0	
Tamworth.....	„ J. F. R. Whinfield ...	1 July, 1861	Ditto	100 0 0	—— 1851.
Port Macquarie	„ F. R. Kemp.....	1 Jan., 1861	Ditto	150 0 0	1 Dec., 1851.
ROMAN CATHOLIC CHURCH.					
Archbishop.....	Most Reverend John Bede Polding.	20 Feb., 1835	Secretary of State	800 0 0	20 Feb., 1835.
Vicar-General.....	Very Reverend Samuel J. A. Sheehy.	1 Feb., 1862	Governor and Executive Council	300 0 0	1 May, 1850.
DISTRICT OF SYDNEY.					
Parish of Alexandria (Surry Hills, City).	Rev. John Sheridan.....	1 Oct., 1857	Ditto	200 0 0	1 May, 1850.
Parish of Petersham (Newtown).	„ John N. Quirk	15 May, 1863	Ditto	100 0 0	
Parish of Willoughby (St. Leonards).	„ Patrick O'Farrell ...	16 May, 1863	Ditto	150 0 0	1 Feb., 1855.
Parish of Hunter's Hill, District of Parramatta.	„ Claudius Maria Joly	1 April, 1859	Ditto	150 0 0	
Parish of St. Luke, District of Liverpool.	„ Peter Young	1 July, 1860	Ditto	200 0 0	1 July, 1843.
Parish of Appin, District of Campbelltown.	„ James Paul Roche ...	1 May, 1850	Governor.....	200 0 0	1 Sept., 1846.
DISTRICTS—					
Windsor	Rev. Patrick Hallinan, D.D.	1 May, 1852	Ditto	200 0 0	1 Jan., 1846.
Camden.....	„ J. J. Rigney	1 Nov., 1861	Governor and Executive Council	150 0 0	16 July, 1838.
Wollongong	„ D. V. M. O'Connell...	16 May, 1863	Ditto	200 0 0	1 Sept., 1848.
Kiama	„ Michael Flanagan ...	1 July, 1860	Ditto	150 0 0	
Ditto (Millendary)	„ Patrick Birch	16 July, 1859	Ditto	150 0 0	
Shoalhaven	„ David John D'Arcy...	1 Mar., 1863	Ditto	150 0 0	
Berrima.....	„ William Lanigan	1 Jan., 1862	Ditto	150 0 0	
Goulburn	„ Michael M'Alroy	1 May, 1862	Ditto	200 0 0	
Ditto (Bungonia).....	„ Eugene Luckie.....	16 May, 1863	Ditto	150 0 0	——, 1848.
Braidwood (Araluen) ...	„ Edward O'Brien	15 July, 1852	Ditto	150 0 0	15 July, 1822.
Queanbeyan	„ Patrick White	1 Sept., 1862	Ditto	200 0 0	
Yass	„ James Hanley	1 July, 1861	Ditto	200 0 0	1 Dec., 1843.
Kelso.....	„ Peter O'Farrell[1]	1 July, 1860	Ditto	200 0 0	1 Feb., 1855.
Carcoar	„ Timothy M'Carthy ...	1 Nov., 1862	Ditto	200 0 0	1 Oct., 1853.
Mudgee	„ Callagan M'Carthy ...	1 Sept., 1852	Governor.....	150 0 0	1 Mar., 1850.
Hartley	„ James Phelan	16 Mar., 1858	Governor and Executive Council	150 0 0	1 Nov., 1853.
Cooma	„ Patrick Newman[2].....	16 Jan., 1861	Ditto	150 0 0	
Orange	„ Miles Edmund Athy...	1 Sept., 1862	Ditto	150 0 0	
Albury	„ Cornelius Twomey ...	1 July, 1857	Ditto	150 0 0	1 April, 1853.
East Maitland	„ John Kenny	16 May, 1863	Ditto	200 0 0	1 Oct., 1844.
West Maitland.....	„ Jerome Keating	16 May, 1863	Ditto	200 0 0	1 April, 1846.
Armidale	„ John Thomas Lynch..	1 Nov., 1862	Ditto	150 0 0	16 July, 1838.
[1] Deceased. [2] Deceased, 25 February, 1875.					

Office.	Name.	Date of Appointment.	By whom appointed, and under what Instrument.	Annual Salary.	Date of first Appointment under the Colonial Government.
				£ s. d.	
ECCLESIASTICAL ESTABLISHMENT—*continued.*					
PRESBYTERIAN CHURCH.					
SYDNEY—					
Pitt-street	Rev. Jas. Fullerton, LL.D.	3 Dec., 1838	Governor	200 0 0	3 Dec., 1837.
Paddington	„ James Milne	1 July, 1854	Ditto	150 0 0	1 July, 1854.
Woolloomooloo	„ John M'Gibbon	22 Mar., 1854	Ditto	150 0 0	22 Mar., 1854.
DISTRICTS—					
Bathurst	„ J. B. Laughton	1 Jan., 1855	Ditto	150 0 0	1 Oct., 1851.
Hinton	„ Alexander M'Ewan	1 Nov., 1860	Governor and Executive Council	200 0 0	1 May, 1854.
Muswellbrook	„ Duncan Ross	1 Oct., 1860	Ditto	102 0 0	
Newcastle	„ James Coutts, M.A.	1 May, 1861	Ditto	150 0 0	26 Mar., 1849.
Paterson	„ Thomas Stirton	3 Feb., 1856	Ditto	150 0 0	1 Mar., 1854.
Port Macquarie	„ Edward Holland	16 Aug., 1853	Governor	150 0 0	16 Aug., 1853.
Singleton	„ James S. White	10 May, 1847	Ditto	150 0 0	10 May, 1847.
Windsor	„ David Moore	1 Mar., 1863	Governor and Executive Council	150 0 0	
WESLEYAN METHODIST CHURCH.					
DISTRICTS—					
Sydney	Rev. G. Hurst	1 Jan., 1862	Governor and Executive Council	172 10 6	
Maitland	„ Joseph Oram	1 April, 1862	Ditto	150 0 0	1 April, 1854.
Goulburn	„ W. Curnow	1 Jan., 1862	Ditto	150 0 0	
Bathurst	„ W. Kelynack	1 Jan., 1860	Ditto	150 0 0	
Orange	„ W. Clarke	1 Jan., 1862	Ditto	150 0 0	
Penrith	„ J. W. Dowson	1 Jan., 1862	Ditto	150 0 0	
Manning River	„ J. Somerville	1 Jan., 1862	Ditto	150 0 0	
Parramatta	„ B. Chapman	1 Jan., 1863	Ditto	150 0 0	1 Jan., 1854.
Camden	„ G. Martin	1 Jan., 1862	Ditto	150 0 0	

EDUCATION.

UNIVERSITY OF SYDNEY.

RETURN of the UNIVERSITY OF SYDNEY for the Year 1875.

(Incorporated and Endowed by Act of Council 14 Victoria No. 31. Inaugurated 11th October, 1852.)

Office.	Name.	Salaries.	Allowances.	Fees from Students	Total.
		£ s. d.	£ s. d.	£ s. d.	£ s. d.
Professor of Classics	Chas. Badham, D.D.	1,050 0 0	.....	‡430 17 3	1,480 17 3
Professor of Mathematics	Morris B. Pell, B.A.	825 0 0	House	‡481 5 3	1,306 5 3
Professor of Chemistry	John Smith, M.D.	795 0 0	.....	210 5 3	1,005 5 3
Professor of Geology	Archibald Liversidge	450 0 0	.....	‡10 0 0	460 0 0
Assistant Professor of Classics	Hugh Kennedy, B.A.	100 0 0	.....	‡163 11 5	663 11 5
Registrar		400 0 0	.....	.....	
Curator of Museum	Edward Reeve*	29 3 4	.....	.....	29 3 4
Auditor	Geoffrey Eagar	25 0 0	.....	.....	25 0 0
Accountant	William Clark	50 0 0	.....	.....	50 0 0
Bedell (Yeoman)	Joseph Burrows†	101 15 0	House	.....	101 15 0
Gardener	William Goodhew	100 0 0	House	.....	100 0 0
Messenger	Patrick Walsh	100 0 0	26 0 0	.....	126 0 0
Under Gardener	John Holle	100 0 0	.....	.....	100 0 0
	Total..... £	4,125 18 4	26 0 0	1,295 19 2	5,447 17 6

In addition to the above there are the following Honorary Officers, viz.:—

University Solicitor	George W. Allen.
Esquire Bedell	John Kinlock, M.A.
Examiners in Law	Mr. Justice Faucett.
	Sir W. M. Manning.
	A. M'Farland.
	Sir Jas. Martin.
	M. H. Stephen.
Examiners in Medicine	H. G. Alleyne, M.B.
	E. Bedford.
	G. Bennett, M.D.
	Sprott Boyd, M.D.
	J. C. Cox, M.D.
	P. S. Jones, M.D.
	A. Renwick, M.D.
	F. N. Manning, M.D.
	A. Roberts.

* Salary £50 per annum—Relinquished office 1 August. † Salary raised from £100 to £125 per annum on 1 November.
‡ Inclusive of fees for Civil Service and Public Examinations.

EDUCATION—*continued.*

ST. PAUL'S COLLEGE.

RETURN of St. Paul's College, for the Year 1875.

Office.	Name.	Salary per annum.	Fees from Students	Total.
		£ s. d.	£ s. d.	£ s. d.
Warden	Rev. Wm. Scott, M.A.[1]	500 0 0	173 6 8	673 6 8
Vice-Warden	L. Stephenson, B.A.[1]	100 0 0	.....	100 0 0
Bursar	Michael Metcalfe	.....	.....	.....
	Total £	600 0 0	173 6 8	773 6 8

[1] Allowed a residence.

ST. JOHN'S COLLEGE.

RETURN of St. John's College, for the Year 1875.

Office.	Name.	Salary per annum.	Fees from Students	Total.
		£ s. d.	£ s. d.	£ s. d.
Rector	Most Rev. Archbishop Vaughan[1]	500 0 0	.....	500 0 0
Vice-Rector	Rev. W. A. Gillett[1]	.....	.....	.....
Secretary	Rev. Aug. Petre[1]	.....	.....	.....
Lecturer in History	Rev. J. Cunningham	50 0 0	.....	50 0 0
Lecturer in Classics, Lecturer in Mathematics	T. Hynes, M.A.	200 0 0	.....	200 0 0
	Total £	750 0 0	.....	750 0 0

[1] Allowed a residence.

ST. ANDREW'S COLLEGE.

RETURN of St. Andrew's College, for the year 1875.

Office.	Name.	Salary per annum.	Allowances.	Total.
		£ s. d.	£ s. d.	£ s. d.
Principal	Rev. John Kinross, B.A.[1]	338 17 9	16 18 0	355 15 9
Secretary and Treasurer	Robert Anderson	40 0 0	.....	40 0 0
	Total £	378 17 9	16 18 0	395 15 9

[1] Allowed a residence.

SYDNEY GRAMMAR SCHOOL.

RETURN of the Sydney Grammar School, for the Year 1875.

Office.	Name.	Salaries.	Allowances.	Fees from Pupils.	Total.	Remarks.
		£ s. d.	£ s. d.	£ s. d.	£ s. d.	
Head Master	Albert Byethesea Weigall	500 0 0	.....	884 0 0	1,384 0 0	Residence allowed.
Mathematical Master	Edward Pratt	400 0 0	50 0 0	492 0 0	942 0 0	
Classical Master	Edwin Whitfeld	300 0 0	.....	300 0 0	600 0 0	
Second Classical Master	Edwin Bean	241 13 4	.....	.....	241 13 4	
Assistant Masters	Henry Spendlove Hawkins	300 0 0	.....	.....	300 0 0	
	Alfred Paxton Backhouse	25 0 0	.....	.....	25 0 0	Resigned.
	Lawrence Stephenson	300 0 0	.....	.....	300 0 0	
	Edward Henry Rennie	250 0 0	10 0 0	.....	260 0 0	
	Hy. Chas. Lennox Anderson	200 0 0	.....	.....	200 0 0	
	Charles Henry Francis	155 0 0	.....	.....	155 0 0	
	John Perry	141 13 4	.....	.....	141 13 4	
	Alfred de Lisle Hammond	83 6 8	.....	.....	83 6 8	
Lecturer in Latin	Rev. Wm. Hillyar	58 6 8	2 10 0	.....	60 16 8	Office abolished.
English Master	Charles John Fache	200 0 0	50 0 0	.....	250 0 0	
Assistant English Master	A. F. Wolrige	12 10 0	.....	.....	12 10 0	
Writing Master	Carl Johan Nelson	200 0 0	.....	.....	200 0 0	
French Master	Jean Pierre Cravin	66 13 4	.....	.....	66 13 4	
Drawing Master	Joseph Fowles	100 0 0	.....	.....	100 0 0	
Janitor and Drill Sergeant	Sebastian Hodge	100 0 0	50 0 0	.....	150 0 0	Residence allowed.
Secretary and Accountant to Trustees.	William Henry Catlett	83 6 8	52 0 4	.....	135 7 0	
	Total £	3,717 10 0	214 10 4	1,676 0 0	5,608 0 4	

PENSIONS.

RETURN of PENSIONS payable out of the Revenues of the Colony, &c., during the Year 1875.

Name of the Party.	Amount of Pension.	Authority under which the Pension was granted.	Date from which the Pension commenced.	Service for which the Pension was granted.
	£ s. d.			
PAID FROM THE CONSOLIDATED REVENUE FUND.				
Sir Alfred Stephen, C.B., K.C.M.G.	1,400 0 0	18 and 19 Vict., cap. 54...	10 Nov., 1873	Late Chief Justice.
Sir John N. Dickinson.....	1,050 0 0	Ditto	18 Feb., 1861	„ Puisne Judge.
Sir Edward Deas Thomson, C.B., K.C.M.G.	2,000 0 0	Ditto	6 June, 1856	Formerly Colonial Secretary.
Francis L. S. Merewether ...	900 0 0	Ditto	6 June, 1856	„ Auditor General.
Sir William M. Manning, Q.C.	800 0 0	Ditto	26 Aug., 1856	„ Solicitor General.
George B. White.....	222 10 0	Governor General and Executive Council.	1 Aug., 1853	Late Surveyors.
James Larmer	167 0 0	Ditto	1 April, 1853	
John G. Galloway	143 19 9	Ditto	6 Oct., 1857	
James Warner	70 0 0	Ditto	1 June, 1853	Late Assistant Surveyor.
William C. Greville.....	366 13 4	Ditto	1 April, 1859	„ Clerk in the Colonial Secretary's Office.
Colin Mackenzie	35 10 0	Ditto	1 Jan., 1856	„ Clerk in the Supreme Court.
Osborne Homersham	40 0 0	Ditto	1 Mar., 1857	„ Clerk in the Customs.
Robert Ormiston[1]	102 0 0	Ditto	16 Mar., 1857	„ Clerk of Petty Sessions, Sydney.
William S. Wall	73 9 6	Ditto	1 Jan., 1859	„ Curator of the Australian Museum.
Mrs. Susannah Mileham.....	100 0 0	Secretary of State	29 Sept., 1824	„ Widow of Surgeon Mileham.
Michael Doyle	39 10 0	Governor General and Executive Council.	1 April, 1857	„ Messenger, Colonial Treasury.
Thomas Bevan	9 2 6	Secretary of State	1 July, 1850	„ Trooper, Mounted Police.
Bryan Naughton	12 10 0	Governor and Executive Council.	1 Jan., 1850	„ Constable, Sydney Police.
Edward Wilson	14 18 3	Ditto	1 July, 1850	„ „ Penrith Police.
Thomas H. B. Venour.....	116 1 2	Ditto	1 April, 1859	„ Shipping Master.
Christopher M'Donnell	34 4 10	Ditto	9 Feb., 1861	„ Turnkey, Maitland Gaol.
James Bean	29 7 3	Ditto	4 July, 1860	„ Messenger, Survey Department.
Thomas Reilly	32 13 4	Ditto	17 Dec., 1859	„ Sergeant to the Governor General's Orderlies.
William W. Darke	153 0 11	Ditto	1 Jan., 1860	„ Assistant Surveyor.
John Bramwell[2]	25 3 0	Ditto	10 May, 1859	„ Landing Waiter, Customs.
David Nash[2]	40 12 6	Ditto	10 May, 1859	„ Warehousekeeper, Customs.
H. R. Labatt	48 0 0	Ditto	1 Dec., 1871	„ Engineer, Department of Harbours and River Navigation.
Mrs. Shanks	50 0 0	Ditto	——— 1871	Widow of the late Pilot Shanks.
Lady Forbes.....	200 0 0	Ditto	9 Nov., 1841	Widow of Sir Francis Forbes, formerly Chief Justice.
Lady Dowling	200 0 0	Ditto	28 Sept., 1844	Widow of Sir James Dowling, late Chief Justice.
Mrs. Annie Petrie	100 0 0	Ditto	1 Jan., 1853	Daughter of the late Capt. Flinders, R.N.
Lady Mitchell	200 0 0	Ditto	1 Jan., 1861	Widow of Sir T. L. Mitchell, formerly Surveyor General.
Catherine Lovett.....	100 0 0	Ditto	20 Mar., 1864	Widow of J. Lovett, late Pilot, Newcastle.
David Moores	48 12 2	Ditto	1 Aug., 1864	Late Foreman, Colonial Stores.
John Hayes	44 8 0	Ditto	1 Aug., 1864	„ Storeman, Colonial Stores.
Mrs. Eliza Milford[3].....	200 0 0	Ditto	27 May, 1865	Widow of Justice Milford.
Mrs. Maria Bate Wise	200 0 0	Ditto	28 Sept., 1865	Widow of Justice Wise.
Mrs. Smyth	26 0 0	Ditto	1 Jan., 1870	Late Court-keeper, Supreme Court, King-street.
Mrs. Margaret Edwards	50 0 0	Ditto	22 June, 1867	Widow of Pilot Edwards.
Mrs. Julia Robinson	150 0 0	Ditto	29 July, 1867	„ „ Robinson.
Mrs. Jane Reeder	75 0 0	Ditto	29 July, 1867	„ „ Reeder.
Mrs. Hannah Pope	1/3 ℔ diem.	Ditto	10 May, 1867	Late Housekeeper, Colonial Secretary's Office.
Ellen Del Prado	39 11 8	Ditto	1 Jan., 1871	„ Audit Office.

[1] Deceased, 20 April, 1875. [2] In receipt of a pension from the Customs Superannuation Fund. [3] Deceased 2 October, 1875.

Pensions granted under the "Superannuation Repeal Act of 1873." (36 VICTORIA, No. 29.)

Robert Allen Hunt.....	310 0 0	Governor and Executive Council.	1 July, 1864	Late Superintendent of the Money Order Office.
Stephen Greenhill	600 0 0	Ditto	1 July, 1864	„ Chief Clerk, Pay Branch, Treasury.
Meredith Duke Ferguson ...	140 0 0	Ditto	1 June, 1864	„ Accountant, Government Printing Office.
John Gouldesbury Lennon...	180 0 0	Ditto	20 Dec., 1864	„ Principal Clerk, Revenue Branch, Treasury.
Nicholas Nelson	156 5 0	Ditto	1 Feb., 1865	„ Clerk, General Post Office.
John Crook[1].....	433 6 8	Ditto	1 July, 1864	„ Harbour Master, Sydney.
E. C. Brewer	64 3 4	Ditto	12 May, 1865	„ Sheriff's Bailiff.
J. R. Humbley	123 15 0	Ditto	16 June, 1865	„ Clerk, Audit Office.
George Brett	55 8 4	Ditto	1 May, 1865	„ Tide Waiter, Customs.
William Vallack[2].....	422 10 0	Ditto	19 Feb., 1866	„ Chief Clerk, Colonial Secretary's Office.
Thomas Jones	75 0 0	Ditto	1 June, 1866	„ Sheriff's Bailiff, Bathurst.
John Wells	373 6 8	Ditto	1 Mar., 1866	„ Under Secretary for Finance and Trade.
William C. Still	280 0 0	Ditto	21 Mar., 1866	„ Landing Surveyor, Customs.
Lewis Gordon	250 0 0	Ditto	1 Aug., 1866	„ District Surveyor.
Thomas K. Abbott	220 16 8	Ditto	1 Sept., 1866	„ Secretary, General Post Office.
William Thompson	75 0 0	Ditto	1 Oct., 1866	„ Official Postmaster, Bathurst.

[1] Deceased 24 September, 1875. [2] Deceased 6 December, 1875.

Name of the Party.	Amount of Pension.	Authority under which the Pension was granted.	Date from which the Pension commenced.	Service for which the Pension was granted.
	£ s. d.			
PENSIONS—PENSIONS GRANTED UNDER THE SUPERANNUATION REPEAL ACT OF 1873—*continued.*				
John Chippendall	99 3 4	Governor and Executive Council.	13 May, 1867	Late Gaoler, Bathurst.
E. H. Statham	62 6 8	Ditto	1 Mar., 1867	„ Storekeeper and Manager, Lunatic Asylum, Parramatta.
John Brown	93 6 8	Ditto	9 June, 1867	„ Sheriff's Bailiff at Parramatta.
John Wallace	70 0 0	Ditto	14 June, 1867	„ Gaoler at Maitland.
Edward Rogers	310 0 0	Ditto	1 Jan., 1868	„ Clerk of the Peace.
Francis Campbell	216 13 4	Ditto	1 Jan., 1868	„ Superintendent, Lunatic Asylum, Tarban.
John E. Turner	68 15 0	Ditto	15 Feb., 1868	„ Landing Waiter, Customs.
W. R. Davidson	633 6 8	Ditto	17 Mar., 1868	„ Surveyor General.
Stephen Cole	217 10 0	Ditto	11 June, 1868	„ Commissioner of Crown Lands.
Samuel Elyard	206 13 4	Ditto	18 Aug., 1868	„ Clerk, Colonial Secretary's Office.
James Prout	30 0 0	Ditto	20 Sept., 1868	„ Second Assistant Bailiff, Sydney.
Charles Tompson	360 0 0	Ditto	1 Feb., 1869	„ Clerk of Legislative Assembly.
W. H. Palmer	300 0 0	Ditto	1 June, 1869	„ Police Magistrate, Bathurst.
Edward D. Day	283 6 8	Ditto	1 June, 1869	„ „ Maitland.
Charles E. Newcombe	292 10 0	Ditto	1 June, 1869	„ „ Queanbeyan.
W. Warburton	43 15 0	Ditto	1 July, 1869	„ Tide Waiter, Customs.
William King	81 5 0	Ditto	1 July, 1869	„ Landing Waiter, Customs.
Michael Fitzpatrick	426 13 4	Ditto	19 Dec., 1869	„ Under Secretary for Lands.
J. Wickham	84 0 0	Ditto	1 Jan., 1870	„ Postmistress, Parramatta.
John Kelleher	82 0 0	Ditto	1 Jan., 1870	„ Foreman of Works, Dry Dock.
Edgar Beckham	233 6 8	Ditto	1 Jan., 1870	„ Commissioner of Crown Lands.
C. J. Williams	120 0 0	Ditto	1 Jan., 1870	„ Locker, Customs.
Gother K. Mann	536 13 4	Ditto	1 April, 1870	„ Engineer-in-Chief, &c., Cockatoo Island.
Thomas Cronin	133 6 8	Ditto	1 May, 1870	„ Master of Dredge, "Hercules."
Chas. H. Horsley	112 10 0	Ditto	1 Jan., 1870	„ Locker, Customs.
F. Underwood	186 13 4	Ditto	16 June, 1870	„ Clerk, Lands Department.
Allan Williams	113 6 8	Ditto	1 June, 1870	„ Accountant, Survey Department.
H. Fitzgerald	82 0 0	Ditto	1 Jan., 1870	„ Foreman of Works, Dry Dock.
David Smith	90 8 4	Ditto	1 Dec., 1870	„ Clerk of Petty Sessions, Gundagai.
S. B. Warburton	241 13 4	Ditto	1 April, 1870	„ Chief Clerk, Lands Department.
T. J. Jaques	326 13 4	Ditto	15 Dec., 1870	„ Registrar General.
W. C. Mayne	504 0 0	Ditto	23 May, 1871	„ Auditor General.
William Thomas	113 6 8	Ditto	1 Mar., 1871	„ Clerk, Lands Department.
Thomas L. R. Pierce	56 5 0	Ditto	4 April, 1871	„ „ General Post Office.
John R. Chambers	94 7 0	Ditto	16 June, 1871	„ „ Lands Department.
R. O'Connor	396 13 4	Ditto	1 April, 1871	„ Clerk of Parliaments.
Joseph Chambers	174 3 4	Ditto	17 Feb., 1872	„ Crown Prosecutor, Western District.
Harry Mackenzie	90 13 4	Ditto	1 May, 1873	„ Clerk, Audit Office.
William Muir	145 13 4	Ditto	1 May, 1873	„ Inspector Public Revenue Collectors' Accounts.
W. Hampden Platt	116 11 0	Ditto	1 May, 1873	„ First Clerk, Pay Branch, Treasury.
Jane Manson	48 0 0	Ditto	1 Jan., 1874	„ Matron, Hospital for the Insane, Gladesville.
Thomas Adams	155 0 0	Ditto	1 Feb., 1874	„ Overseer, Government Printing Office.
George A. Gordon	225 0 0	Ditto	1 Jan., 1875	„ Police Magistrate, Deniliquin.
Martha Betts	60 2 8	Ditto	16 Mar., 1875	„ Matron, Protestant Orphan School.
Jasper Creagh	49 11 8	Ditto	1 Feb., 1875	„ Clerk of Petty Sessions, Wingham.
George Warburton	221 2 8	Ditto	1 Sept., 1875	„ Police Magistrate, Mudgee.
Pensions in abeyance.				
D. B. Hutchinson[1]	466 13 4	Governor and Executive Council.	.....	Prothonotary, Supreme Court.
John James Allman	250 0 0	Ditto	.....	Police Magistrate, Goulburn.
Thomas Cade Battley	84 11 8	Ditto	.....	Clerk of Petty Sessions, Gosford.
[1] Still in office.				
Paid from the Customs Superannuation Fund.				
John L. Deane	100 0 0	The Lords of the Treasury	1 July, 1853	Late 1st Landing Waiter, Customs, Sydney.
Charles L. Neville	110 0 0	Ditto	1 July, 1853	Formerly 2nd Landing Waiter, do. do.
John Bramwell[1]	54 15 2	Ditto	1 May, 1859	Late do. do. do.
David Nash[1]	54 15 2	Ditto	1 May, 1859	„ Warehousekeeper, do. do.
[1] In receipt of a pension also from the Consolidated Revenue Fund.				
Paid by the Commissariat from Imperial Funds, "Convict Service."				
John M'Lean	191 0 0	The Lords of the Treasury	1 Jan., 1856	Late Principal Superintendent of Convicts.
Daniel Geary	18 5 0	Ditto	1 April, 1851	As a Constable, Office of Principal Superintendent of Convicts.

PENSIONS—*continued.*

Paid from the Police Reward and Police Superannuation Funds.

Name of the Party.	Amount of Pension. £ s. d.	Authority under which the Pension was granted.	Date from which the Pension commenced.	Service for which the Pension was granted.
Charles Lucas	3/7 ℔ diem	Governor and Executive Council.	15 Mar., 1857	Late Ordinary Constable.
John Harris	3/1½ „	Ditto	1 Sept., 1856	„ Constable in the Police.
Thomas M'Gee	45 0 0	Ditto	1 May, 1855	„ Chief Constable.
Ann Kendall	40 0 0	Ditto	1 Jan., 1856	Widow of the late Chief Constable Kendall, Penrith.
Thomas J. Powell	2/3 ℔ diem	Ditto	1 Jan., 1856	Late Inspector of Water Police.
Patrick Connor[1]	5/2 „	Ditto	1 Jan., 1858	„ Inspector of Police, Sydney.
John Marsh	2/– „	Ditto	1 Dec., 1852	„ District Constable.
James Egan	2/9 „	Ditto	1 April, 1857	„ Ordinary Constable.
Elizabeth Murphy	50 0 0	Ditto	4 Jan., 1858	Widow of the late Chief Constable Peter C. Murphy, Port Macquarie.
James Shepherd[2]	4/11 ℔ diem	Ditto	1 April, 1858	Late Chief Constable.
Timothy Gearns	3/9 „	Ditto	1 Oct., 1858	„ District Constable, Penrith.
Louisa Codrington	18 5 0	Ditto	1 July, 1858	Widow of the late Trooper Robert Codrington.
Michael Murphy	3/1 ℔ diem	Ditto	8 Feb., 1859	Late Ordinary Constable.
Robert M'Janett	123 6 8	Ditto	1 Jan., 1859	„ Chief Constable.
James Perry	3/7 ℔ diem	Ditto	10 April, 1859	„ Trooper, Sydney.
Michael Cassidy	4/6 „	Ditto	1 Feb., 1859	„ Sergeant in the Gold Police, Bathurst.
Ann Watham	26 0 0	Ditto	1 Jan., 1859	Widow of the late District Constable John Watham, Casino.
Edward Giles	7/8 ℔ diem	Ditto	1 July, 1859	Late Sergeant-Major, Western Gold Police.
Michael Reilly	3/10 „	Ditto	1 Sept., 1859	„ Ordinary Constable, Wellingrove.
Bartholomew Bannister[3]	142 10 0	Ditto	17 Jan., 1860	„ Chief Constable, Gayndah.
Julia Ledgerwood	40 0 0	Ditto	11 Oct., 1859	Widow of the late Ordinary Constable William Ledgerwood, Newcastle.
William Kershaw	5/6 ℔ diem	Ditto	1 July, 1860	Late Sergeant, Mounted Patrol, Western Road.
Thomas Handcock	3/3 „	Ditto	1 July, 1860	„ Trooper, do. do.
John Cannon	3/7 „	Ditto	7 Feb., 1861	„ Ordinary Constable.
Margaret Wood	62 10 0	Ditto	7 Jan., 1855	Widow of the late Chief Constable Wood, Maitland.
Samuel B. Horne	116 0 0	Ditto	1 Mar., 1862	Late Chief Constable.
Frederick Williams	146 0 0	Ditto	1 Mar., 1862	„ Ordinary Constable.
George Drury	90 0 0	Ditto	1 Mar., 1862	„ Chief Constable.
Samuel Holt[4]	100 0 0	Ditto	1 Mar., 1862	„ Do.
Thomas Hildebrand	123 0 0	Ditto	1 Mar., 1862	„ Do.
John Lee	97 0 0	Ditto	1 Mar., 1862	„ District Constable.
Robert Handcock	94 0 0	Ditto	1 Mar., 1862	„ Mounted Trooper.
Charles Lane	3/4 ℔ diem	Ditto	1 May, 1862	„ Senior Constable, Newcastle.
John Sherman	126 0 0	Ditto	1 May, 1862	„ Senior Sergeant.
Henry Fox	4/- ℔ diem	Ditto	8 Mar., 1863	„ Ordinary Constable, Carcoar.
Abraham Kershaw	6/4 „	Ditto	1 July, 1863	„ Senior Sergeant, Goulburn.
John Thomas	4/1 „	Ditto	6 Nov., 1862	„ Chief Constable, Kempsey, M'Leay River.
Eliza Watson	20 0 0	Ditto	1 May, 1862	Widow of the late Ordinary Constable Thomas Watson, Maitland.
John Micklegun	5/4 ℔ diem	Ditto	1 Mar., 1862	Late District Constable, Carcoar.
James Farrant	3/- „	Ditto	1 July, 1863	„ Ordinary Constable, Mudgee.
Roger Kennedy	3/4 „	Ditto	10 June, 1862	„ Senior Constable, Maitland.
Peter Connolly	3/4 „	Ditto	5 June, 1862	„ Senior Constable, Dungog.
John Davis	50 0 0	Ditto	11 Mar., 1862	„ Chief Constable, Wollongong.
Edward Kedwell	3/- ℔ diem	Ditto	1 May, 1862	„ Ordinary Constable, Maitland.
George Taylor	3/- „	Ditto	1 Oct., 1862	„ Ordinary Constable, Port Macquarie.
Ann Foy	30 0 0	Ditto	1 July, 1863	Widow of the late John Foy, District Constable, Tabulam.
John Stafford	5/6 ℔ diem	Ditto	19 Jan., 1864	Late Sergeant.
William S. Dangar	3/- „	Ditto	1 July, 1863	„ Ordinary Constable, M'Leay River.
Norman M'Beath	3/- „	Ditto	19 Jan., 1864	„ Ordinary Constable, Mudgee.
James Skelton	70 0 0	Ditto	1 Jan., 1864	„ Chief Constable, Albury.
James St. Clair	6/- ℔ diem	Ditto	18 May, 1864	„ Senior Sergeant, Gundagai.
Octavius Smith	3/- „	Ditto	1 April, 1864	„ Ordinary Constable, M'Leay River.
Patrick Cain	3/- „	Ditto	22 Sept., 1864	„ Trooper.
Mrs. Maginnity	*100 0 0	Ditto	24 June, 1864	Widow of Sergeant Maginnity.
R. Gorman	4/6 ℔ diem	Ditto	22 Sept., 1864	Late Ordinary Constable.
Mary A. J. Herbert	40 0 0	Ditto	15 April, 1865	Widow of Constable Herbert.
Jane Ward (now Day)[5]	30 0 0	Ditto	5 Feb., 1865	Do. Ward.
James Gibson	4/9 ℔ diem	Ditto	12 Jan., 1865	Late Senior Sergeant.
Edward Everson	3/- „	Ditto	8 Jan., 1866	„ Ordinary Constable.
Martin Doyle	3/- „	Ditto	24 Feb., 1866	„ Do.
E. H. Cowell	4/9 „	Ditto	6 Oct., 1866	„ Senior Sergeant.
Thomas Hogg	200 0 0	Ditto	23 June, 1867	„ Sub-Inspector.
Thomas Briggs	3/- ℔ diem	Ditto	7 Feb., 1868	„ Ordinary Constable.
Jeremiah Frewin	†3/6 „	Ditto	14 May, 1868	„ Sergeant.
Oliver Rae	2/- „	Ditto	14 May, 1868	„ Ordinary Constable.
James Roberts	3/- „	Ditto	22 Aug., 1868	„ Do.
Thomas Moss	3/- „	Ditto	22 Aug., 1868	„ Do.
Michael Reilly	3/- „	Ditto	22 Aug., 1868	„ Do.
Henry Turner	3/- „	Ditto	7 Nov., 1868	„ Do.
Francis Rooney	4/1 „	Ditto	7 Nov., 1868	„ Do.
Samuel Sneyd	142 10 0	Ditto	24 Nov., 1868	Formerly Chief Constable.

[1] Deceased—29 March, 1875. [2] Deceased—13 September, 1875. [3] Deceased—26 September, 1875. [4] Deceased—5 November, 1875. [5] To 15 June, 1875—Pension ceased.

* Reduced to £30 from 24 June, 1874. † Reduced to 2s. a day from 1st June, 1871—Chief Warder, Goulburn Gaol.

Name of the Party.	Amount of Pension.	Authority under which the Pension was granted.	Date from which the Pension commenced.	Service for which the Pension was granted.
	£ s. d.			
PENSIONS—PAID FROM THE POLICE REWARD AND POLICE SUPERANNUATION FUNDS—*continued.*				
John Buckley	4/9 ℔ diem	Governor and Executive Council.	1 May, 1869	Late Senior Sergeant.
Adam Ballantyne	3/- „	Ditto	1 May, 1869	„ Constable.
Thomas Kelly	3/4 „	Ditto	1 May, 1869	„ Senior Constable.
James M'Hale	3/4 „	Ditto	8 July, 1869	„ Constable.
George Lamont	3/4 „	Ditto	20 May, 1870	„ Ordinary Constable.
Edward Bruce	3/- „	Ditto	16 Nov., 1870	„ Do.
Christopher Carnes	3/- „	Ditto	16 Nov., 1870	„ Do.
Children of late Constable Nelson.	30 0 0 to 26 Jan.	Ditto	1 Jan., 1871	
	15 0 0 from 27 Jan.			
John Sheaves	3/- „	Ditto	3 Mar., 1871	Late Ordinary Constable.
James Smith	3/- „	Ditto	17 July, 1871	„ Do.
John Callaghan	3/- „	Ditto	28 May, 1872	„ Do.
Lawrence Dwyer	4/1 „	Ditto	28 May, 1872	„ Sergeant, 2nd Class.
Mark Price	3/- „	Ditto	21 Aug., 1872	„ Ordinary Constable.
Patrick Donoghue	3/- „	Ditto	22 Nov., 1873	„ Do.
John A. Henderson	3/3 „	Ditto	21 Nov., 1873	„ Senior Constable.
John Murray	3/- „	Ditto	10 July, 1873	„ Ordinary Constable.
William Green	4/9 „	Ditto	1 Jan., 1873	„ Senior Sergeant.
James Nolan	4/- „	Ditto	15 Sept., 1873	„ Ordinary Constable.
John Pagett	4/4 „	Ditto	16 Sept., 1873	„ Senior Constable, 2nd Class.
William Smith	4/- „	Ditto	22 Nov., 1873	„ Ordinary Constable.
George Eagar	3/- „	Ditto	9 Feb., 1874	„ Do.
James Potter	3/3 „	Ditto	13 Dec., 1874	„ Senior Constable, 2nd Class.
William Rourke	3/- „	Ditto	19 Feb., 1874	„ Ordinary Constable.
James Thompson	3/- „	Ditto	19 Feb., 1874	„ Senior Constable.
George Brooks	6/8 „	Ditto	20 Aug., 1875	„ Senior Sergeant.
Michael Costelloe	4/4 „	Ditto	20 Aug., 1875	„ Constable.
Benjamin Johnson	5/- „	Ditto	2 Nov., 1875	„ Senior Sergeant.
James M'Kay	4/8 „	Ditto	20 Aug., 1875	„ Senior Constable.
Thomas Tierman	7/- „	Ditto	6 Feb., 1875	„ Do.
Catherine Bannon	2/- „	Ditto	9 April, 1875	Widow of late Constable Bannon.

FOREIGN CONSULS.

RETURN of Consuls of Foreign Countries residing in New South Wales, in the Year 1875.

Name of Consul.	Name of the Country which he represents.	If confirmed, state the date of his Exequatur.	Remarks.
Gabriel Eugene Simon (C.) Charles Courtin (A.C.)	France	7 February, 1872.	
Gustave Beckx (C.G.)	Belgium	3 July, 1872.	
Jacob Levi Montefiore (C.)	Ditto		
Carl Ludwig Sahl (C.)	German Empire	18 October, 1872.	
George King (C.)	Italy	19 October, 1865	Absent.
Gabriel Eugene Simon (A.C.)	Ditto		
James H. Williams (Cl. A.)	United States of America		
Don Guillermo E. Eldred (C.)	Chili	6 March, 1857.	
Anton Tange (C.)	Denmark	29 June, 1866.	
Francis Macnab (C.)	Netherlands		
Henry Moore (V.C.)	Spain		
Robert Peel Raymond (V.C.)	Brazilian Nation		
William Wolfen (C.)	Sweden and Norway		
Edmund Monson Paul (C.)	Russia		
Edward Reeve (C.G.) Alexander Speed Webster (C.)	Hawaiian Islands	——— 1874.	
Ernest Octavius Smith (V.C.)	Portugal	29 December, 1870.	
Andrew Henry Julius Baas (C.)	Austria		
Auguste Parrot (C.)	Swiss Confederation		
	AT NEWCASTLE.		
Carlos Kramer Walter (V.C.)	Spain		
James Cole Ellis (V.C.)	German Empire	16 May, 1873.	
John Rayden Bingle (V.C.) (C.A.)	Netherlands		
George Tully (C.A.)	Italy		
Robert Barclay Wallace (V.C.)	France		
John Campbell Dibbs (V.C.) (A.C.)	Sweden and Norway		
Ernest Augustus White (C.)	Denmark		
Thomas Laidlaw Scott (A.C.)	Chili		
	Hawaiian Islands		Absent.
	Ditto		

(C.G.) Consul-General. (C.) Consul. (V.C.) Vice-Consul. (Cl. A.) Commercial Agent. (C.A.) Consular Agent. (A.C.) Acting Consul.

RETURNING OFFICERS.

RETURN of RETURNING OFFICERS in the Year 1875, and Dates of Appointment.

Electoral District.	Name.	Date when appointed.	Electoral District.	Name.	Date when appointed.
Argyle	Andrew Gibson Finlay	17 Feb., 1872.	Morpeth	Jas. Brand Ritchie Robertson	12 Jan., 1869.
Balranald	John Cramsie	17 Nov., 1860.	Mudgee	Wilson Ramsay	7 Jan., 1871.
Bathurst	Thomas Jarman Hawkins	14 April, 1863.	The Murray	Robert Landale	10 Dec., 1869.
The Bogan	George Henry Taylor	8 Nov., 1872.	The Murrumbidgee	Frederick Anslow Thompson	25 Feb., 1869.
Braidwood	John W. Bunn	16 Nov., 1864.	Narellan	Edward Palmer	24 Mar., 1859.
Camden	John Wild	25 Sept., 1873.	The Nepean	John King Lethbridge	4 Dec., 1863.
Canterbury	John Pope	6 Oct., 1871.	Newcastle	Francis James Shaw	4 May, 1869.
Carcoar	James Lithgow Cobb	28 June, 1867.	New England	Franklin Jackes	20 Mar., 1861.
The Clarence	Alfred Lardner	17 May, 1859.	Newtown	William Bailey	4 April, 1873.
Central Cumberland	Andrew Louis M'Dougall	24 Mar., 1859.	Northumberland	Charles Boscawen Ranclaud	27 Nov., 1860.
Eden	Solomon Solomon	12 Dec., 1864.	Orange	James Dale	1 Feb., 1871.
The Glebe	Thomas Stephenson Rountree	17 April, 1873.	Paddington	Henry Beckman Morgan	24 Mar., 1859.
Goulburn	William Connolly	27 April, 1860.	Parramatta	John Golledge	1 Dec., 1870.
The Gwydir	James Moseley	7 July, 1873.	The Paterson	Gilbert Cory	24 Mar., 1859.
Hartley	Edwin Barton	2 Mar., 1869.	Patrick's Plains	John Crichton Stuart M'Douall.	24 Mar., 1859.
The Hastings	James Henry Young	2 Dec., 1874.	Queanbeyan	Andrew Morton	26 June, 1868.
The Hawkesbury	James Bligh Johnston	29 Oct., 1866.	St. Leonards	William Tucker	16 Nov., 1869.
The Hume	Lewis Solomon	7 Dec., 1869.	Shoalhaven	James Aldcorn	24 Mar., 1859.
The Hunter	John Lee	6 Feb., 1872.	East Sydney	Archibald Thompson	23 July, 1869.
The Lower Hunter	Edward Sparke	16 Mar., 1869.	West Sydney	John Williams	17 Sept., 1868.
The Upper Hunter	William Little succeeded by Robert Hale Sheaffe	8 Sept., 1863. 19 July, 1875.	Tenterfield	Charles Alfred Lee	23 Mar., 1874.
			Tumut	William John Shelley	7 April, 1874.
Illawarra	Charles Throsby Smith	24 Mar., 1859.	Wellington	Robert Rygate	20 Feb., 1871.
Kiama	David Lindsay Waugh	9 Aug., 1860.	The Williams	William Henry Holmes	3 July, 1873.
The Lachlan	William Douglas Campbell	13 Nov., 1860.	Windsor	Robert Dick	18 Sept., 1873.
Liverpool Plains	John Gill	1 Mar., 1867.	Wollombi	Thomas Crawford succeeded by William John Cobcroft	2 Feb., 1867. 5 April, 1875.
East Macquarie	William Morgan, junior	27 May, 1872.			
West Macquarie	Alfred John Peechy	11 Dec., 1874.	Yass Plains	John Fraser Gray	14 Dec., 1871.
East Maitland	James Nixon Brunker	29 Jan., 1869.	Gold Fields North	Francis Hollis Woods	24 Nov., 1874.
West Maitland	James Ephraim Wolfe	4 April, 1873.	Gold Fields South	Richard Wicksted Perkins	18 Oct., 1870.
Monaro	Patrick Jeremiah Joseph Clifford.	9 Mar., 1865.	Gold Fields West	Denis Donnelly	19 Dec., 1865.

GUARDIANS OF MINORS.

RETURN of Gentlemen appointed, under the 11th section of the Act of Council 19th Victoria, No. 30, as GUARDIANS OF MINORS, to give consent in cases of Marriage in the Colony.

ALBURY—
Marcus Freeman Brownrigg.
George Grey.
Jeffrey James Keatinge.
J. L. Carey.
Robert Lowes.
Michael Langford.

ARMIDALE—
James Buchanan.
Charles William Marsh.
Thomas Augustus Perry.

BALRANALD—
Stephen Cole—Euston.
William Ross—Meilman.
Richard B. Mitchell.

BATHURST—
William Hall Palmer.
James Byrne Richards.
Benjamin Lee, junr.

BERRIMA—
Charles Lindsay Nicholson.

BURROWA—
Edgar Beckham.
Cornelius O'Brien.
William Douglas Campbell.
Charles Sanderson—Grenfell.
David Pyne—Grenfell.
Robert M. Vaughan—Grenfell.

BOMBALA—
William Graham.
John Nicholson.

BOURKE—
James Foott.
Alexander Ogilvie Grant.
Robert Maurice Hughes.

BRAIDWOOD—
Robert Maddrell.
William John Bennison.
Thomas Lake Crommelin.

BRISBANE WATER—
Hovenden Hely.
Boyd Horsburgh.

BROULEE—
William Stewart Caswell.
William Truman Collett.
Gordon Forbes Davidson.

CAMDEN—
John Norton Oxley.

CAMPBELLTOWN—
John Bray.
Thomas Chippendale.

CARCOAR—
Lawrence Vance Dulhunty.
Thomas Icely.
William Montague Rothery.

CASSILIS—
William Busby.

CLARENCE TOWN—
William Lowe.

COOMA—
Robert Barrington Dawson.

COONABARABRAN—
Frederick W. Edwards.

DENILIQUIN—
Lawrence Cockburn.
William Rawlins.
George Augustus Gordon.

DUBBO—
John Ryrie.
Walter Hugh Tibbits.
Jean Emile Serisier.
Walter Flood.
John Egan.
William Clifton Weston.

DUNGOG—
George M'Kay.

EDEN—
John Lloyd.
Henry Wren.

FORBES—
Josiah Strickland.
Frederick Dalton.

GOULBURN—
John Allman.
William Hinton Hovell.

GRAFTON—
Rowland Broadhurst Hill.
Edward Michael Ryan.
Thomas Bawden.

GUNDAGAI—
A. Broughton.
A. C. S. Rose.

HARTLEY—
Andrew Brown.
Thomas Brown.
John Delany.

HAY—
Joseph Ede Pearce.
William Browne.

INVERELL—
Colin Ross.

KIAMA—
James Mackey Gray.
John Marks.

LIVERPOOL—
Richard Sadleir, R.N.
Nathaniel George Bull.

MAITLAND—
Edward Denny Day.
Peter Green.
James Smith.
John Lee.

MANNING RIVER—
Henry Flett.

MACLEAY RIVER—
Frederick William Chapman.
Robert A. H. Kemp.
James H. Kemp.
William M'Lean.
John Bartholomew Casey.

MENINDIE—
Rudolf R. Morisset.

MOLONG—
William Cousins.
Francis Smith.

MORPETH—
Osman E. Middleton.

MUDGEE—
Robert Lowe.
George Warburton.
Thomas Alexander Browne—Gulgong.

MURRURUNDI—
Andrew Loder.
Philip W. Wright.
George Gray Brodie.

MUSWELLBROOK—
James White.
John Hudson Keys.

NARRABRI—
Thomas G. Dangar.
Andrew Doyle.
Charles Edward Smith.

NEWCASTLE—
Edward C. Merewether.
Charles B. Ranclaud.
Helenus Scott.

NUNDLE—
George Douglas.

ORANGE—
John Tom Lane.
John Arthur Templar.

PARRAMATTA—
George Langley.

PATERSON—
C. Boydell.
Edward Gostwyck Cory.
William Barker Boydell.

PATRICK'S PLAINS—
Henry Glennie.
Robert Adamson Rodd.

PENRITH—
William Russell.
John King Lethbridge.

PICTON—
John Macquarie Antill.

PORT MACQUARIE—
Donald M'Donald.
Charles A. Sinclair.

PORT STEPHENS—
Thomas Nicholls.
Philip Snape.

QUEANBEYAN—
Henry Hall.
William Foxton Hayley.
Frederick Brown Russell.

RAYMOND TERRACE—
Archibald Windeyer.

RICHMOND RIVER—
Wellington C. Bundock.
Charles Hugh Fawcett.
Alexander Mackellar.
Johnson George King.

RYDE—
John Blaxland.

RYLSTONE—
Edward K. Cox.
George Robertson Maclean.
William Wield Armstrong.

SCONE—
James Smith.
John Garrett.
John Mildred Creed.

SHOALHAVEN—
Alfred Elyard.

SOFALA—
Whittingdale Johnson.
Joseph Walford.
Henry Hinton.

SYDNEY—
George Allen, Toxteth Park, Glebe.
Edmund Fosbery, Inspector General of Police.
John Milbourne Marsh, Water Police Magistrate.
David Charles Frederick Scott, Central Police Office.
James Sheen Dowling.
Edward Grant Ward, Registrar General.
Chas. Cowper, Water Police Magistrate, afterwards Sheriff.

TAMBAROORA.
Joseph Whitehead Lees.

TAMWORTH—
David W. Irving.
P. G. King.
James Rigney.
T. A. Johnston—Gunnedah.
D. H. Dunlop—Gunnedah.

TENTERFIELD—
Glentworth Walsh Frazer Addison.

TUMUT—
Levi Mandelson.
Frederick W. Vyner.

ULLADULLA—
David Warden.
Percy Hale Sheaffe.

WAGGA WAGGA—
Henry Bayliss.
John Gordon.
John Leitch.
John Lupton.

WALGETT—
Edward J. Sparke.
Charles John Horsley.

WARIALDA—
Alfred Augustus Adams.
Hugh Rowland Labatt.
F. Wyndham.

WELLINGROVE—
W. W. Fraser.
Angus John M'Innes.

WELLINGTON—
Edward Kater.
H. T. B. Gaden.

WINDSOR—
James Ascough.

WOLLOMBI—
Henry Chester Master.
James Norton Brooks.

WOLLONGONG—
Charles Fairs.
George Waring.
Alfred Allatson Turner.

YASS—
Isidore Maurice Blake.
Allan Campbell.

YOUNG—
George O'Malley Clarke.

Sydney: Thomas Richards, Government Printer.—1876.

513—Q

STATISTICAL REGISTER

OF

New South Wales,

FOR THE YEAR

1874,

COMPILED FROM OFFICIAL RETURNS IN THE REGISTRAR GENERAL'S OFFICE.

Presented to both Houses of Parliament, by Command.

SYDNEY:

BY AUTHORITY: THOMAS RICHARDS, GOVERNMENT PRINTER, PHILLIP-STREET.

1875.

AUSTRALASIAN COLONIES.

STATISTICAL RETURN showing the relative positions and aggregate importance of the Australasian Colonies, at the close of the Year 1874.

NAMES OF COLONIES.	Estimated Population at close of 1874.	Revenue of 1874.	Proportion of Revenue of 1874 raised by Taxation.	Rate of Taxation per head of Population.	Public Debt on 31 Dec., 1874.	Rate of Indebtedness per head of the Population.	Value of Imports for 1874.	Value of Imports per head of the Population.	Value of Exports for 1874.	Value of Exports per head of the Population.	Total Value of Trade, Imports and Exports.	Value of Trade per head of the Population.	Miles of Railway Open, 31 Dec., 1874.	Miles of Railway in course of Construction, 31 Dec., 1874.	Miles of Telegraph Open 31 Dec., 1874.	Miles of Telegraph in course of Construction, 31 Dec., 1874.	No. of Acres under Cultivation in 1874.	No. of Horses in 1874.	No. of Cattle in 1874.	No. of Sheep in 1874.	No. of Pigs in 1874.
		£	£	£ s. d.	£	£ s. d.	£	£ s. d.	£	£ s. d.	£	£ s. d.									
New South Wales	584,278	3,509,966	1,217,401	2 1 8	10,516,371	17 19 11	11,293,739	19 6 7	12,345,603	21 2 7	23,639,342	40 9 2	401½	285¾	7,449	426	464,957	346,691	2,856,699	22,872,882	219,958
Victoria	808,437	[a] 4,106,790	1,896,842	[b] 2 7 6	[a] 12,485,433	[b] 15 13 0	16,953,985	20 19 5	15,441,109	19 2 0	32,395,094	40 1 5	588	65	3,387½	.....	1,011,799	180,550	956,688	11,225,206	138,594
South Australia	204,623	1,003,819	370,439	1 16 9	2,389,750	11 13 6	3,983,290	19 15 8	4,402,855	21 17 4	8,386,145	41 13 0	234	142	3,900	990	1,330,484	93,122	185,342	6,120,211	78,019
Queensland	163,517	1,160,947	586,157	3 11 8	5,253,286	32 2 6	2,962,439	18 2 4	4,106,462	25 2 3	7,068,901	43 4 7	249	106	3,616	616	[c] 64,218	[c] 99,243	[c] 1,343,093	[c] 7,268,946	[c] 42,884
Tasmania	104,176	327,925	215,233	2 1 3	1,476,700	14 3 6	1,257,785	12 1 5	925,325	8 17 7	2,183,110	20 19 1	45	[d] 12¼	291	205	326,486	23,208	110,450	1,714,168	51,468
Western Australia	26,209	148,074	82,275	3 2 9	[e] 119,000	4 10 9	364,263	13 17 11	428,837	16 7 2	793,099	30 5 1	30	35	900	842	45,292	26,656	46,748	777,861	13,290
Total	1,891,240	10,257,521	4,368,347	2 6 2	32,240,540	16 0 6	36,815,501	19 9 4	37,650,191	19 18 1	74,465,691	39 7 5	1,547⅓	755	19,543½	3,079	3,243,236	769,450	5,499,020	49,979,274	544,213
New Zealand	341,860	3,063,811	1,294,276	3 15 8	[f] 13,366,936	39 2 0	8,121,812	23 15 2	5,251,269	15 7 2	13,373,081	39 2 4	209	621	2,632	408	1,943,667	99,859	494,917	11,704,853	123,921
Total for Australasian Colonies ...	2,233,100	13,321,332	5,662,623	2 13 11	45,607,476	19 6 5	44,937,313	18 5 6	42,901,460	18 5 2	87,838,772	36 10 8	1,756⅓	1,376	22,175½	3,487	5,186,903	869,309	5,993,937	61 684,127	668,134

[a] Year ended 30 June.

[b] Calculated according to Population on 30 June, 1874 (797,731.)

[c] The Returns being incomplete, the figures of the previous year are repeated.

[d] Under construction by private Company, under guarantee of 5 per cent. on £650,000 for thirty years.

[e] £16,000 yet to be raised, bringing the Loan up to £135,000.

[f] The Sinking Funds accrued in respect of this Debt to 31 December, 1874, amounted to £958,001.

THE REGISTRAR GENERAL'S REPORT TO THE HONORABLE THE COLONIAL SECRETARY.

Registrar General's Office,
Sydney, 28 September, 1875.

SIR,

I have the honor to forward herewith the usual Returns of the Statistics of the Colony for the year 1874. I regret that so much of the current year has passed away without the publication of the Statistical Register. The difficulty of obtaining returns appears to be increasing every year, and even at this date information is still wanting before the volume can be presented in a complete form. The necessity of an early publication of Colonial Statistics was affirmed at a meeting of Statisticians held at Hobart Town in the month of February last, as will be seen under Part IV, paragraph 2, of the proceedings forwarded for your information on the 20th day of February, 1875. If the heads of the various departments were to direct their officers to compile their returns at stated times (say monthly) during each year, I have no doubt I should be possessed of the necessary information to enable me to publish the Statistics at an early part of the year following.

Immediately preceding this Report will be found, for the first time, a Return showing the relative positions and aggregate importance of the Australasian Colonies at the close of the year 1874. I may here state that this Return originated with His Excellency Sir Hercules Robinson, and for two or three years was compiled under his direction. At the request of the Governor I have now taken on myself the yearly preparation of this Table, which will form an important and interesting addition to the Statistical Register. The Government Statist of Victoria has also adopted a Table nearly corresponding to that now introduced.

PART I.

POPULATION, VITAL STATISTICS, IMMIGRATION.

The population of the Colony, which was estimated to amount to 560,275 persons on 31st December, 1873, had increased at the same time of the year 1874 to 584,278, which shows an addition of 24,003, or 4·28 per cent. The estimated number of the sexes is 321,447 males and 262,831 females. There were, therefore, 58,616 more males than females; and their respective proportions per 1,000 will be 550 to 450. The increment of 24,003 persons to our population is arrived at by the fact that there were 13,526 births over deaths, and that the arrivals by sea exceeded the departures by 10,477. By referring to the Statistics of the Colony of Victoria I find that, with a population of more than 220,000 in excess of New South Wales, the increase in population amounted to 17,945 persons, which is 6,058 under the figures of this Colony. The inference to be drawn from these figures is that since the Census of 1871 there must have been an overland exodus of population from Victoria to New South Wales, and consequently that our population is probably larger than estimated.

Population. Page 2.

The number of Marriages celebrated during the year was 4,343. As compared with the previous year, marriages had decreased by 41. If population be taken into account, it will be seen that Marriages show an almost yearly decrease since the year 1865, when they stood at 8·90 per 1,000, as against 7·61 for the year under report.

Marriages. Page 3.

Comparing

Comparing the number of marriages celebrated by the various religious denominations in the year 1874 with 1873, it will be seen that there is an increase under the heads Church of England, Wesleyan, Congregational, Baptist, German Evangelical, and Registrars' Offices; Roman Catholic shows a large decrease, and the number of Presbyterian marriages is less. Out of 886 Presbyterian marriages 362 were celebrated by one minister belonging to that denomination.

Births.

The Births registered during the year amounted to 22,178, being 734 in excess of the year 1873. The ratio of births per 1,000 is 38·87, which is a slight decrease on the previous year.

Deaths.

The number of Deaths recorded in the year was 8,652, being an increase of 1,041 on 1873, and at the rate of 15·16 per 1,000 of population, showing an increase of 1·31 on the mortality of the previous year.

Immigrants.

The total number of Immigrants who arrived from the United Kingdom during the year 1874 was 1,685; of this number, 1,080 were free immigrants, and 605 were arrivals at their own expense. Of the former class there were 838 adults, viz. :— 427 males and 411 females, and 242 children. Their nationality was as follows :— England and Wales 533, Ireland 433, Scotland 108, and other countries 6. Of the latter class, males numbered 342, females 218, and children 45.

Lunatic and Invalid establishments. Page 4.

The Hospital for the Insane, at Gladesville, shows the total number of inmates on 31st December, 1873, to be 561. The admissions were 312, making the total number of patients under care to be 873. Deducting the number discharged, died, &c., which was 322, we have 551 patients left on 31st December, 1874, viz., 304 males and 247 females. The average number of residents for the year 1874 is 581. The cost of maintenance was £15,910, which was provided from public moneys, and is an increase on the previous year of £1,610.

The Asylum at Parramatta, for free Lunatics, commenced the year with a total of 746 patients, comprising 538 males and 208 females. There were 48 admissions during the year. The number discharged, died, &c., was 69, which left 725 in the establishment at the close of the year.

The Convict Lunatic Asylum shows that there were 39 inmates, of whom 5 died, and there were no admissions, so that the number at the end of the year was 34. The amount expended on these two establishments was £16,327, received from the public purse. This expenditure is £740 in excess of the previous year. The Asylum for Imbeciles and Idiots at Newcastle supported 132 patients, and there were 44 fresh cases during the year, bringing up the number of patients under treatment to 176. Two discharges took place, and there were 10 deaths, leaving 164 in the institution at the end of the year. The sum of £4,041 was expended in maintenance, derived from the public Revenue, and a further sum of £2,328 was paid to the Bay View House Lunatic Asylum, for the support of patients from Government Institutions. The total cost to the Colony of Lunatic and Invalid Establishments came to £39,558.

Charitable Institutions. Page 8.

Among the most numerous of these institutions are the Hospitals of the Colony, of which there are 42; from all but one the usual returns have been received. The two Metropolitan hospitals, viz., the Sydney Infirmary and St. Vincent's, furnish the following particulars. In the first-named institution there were 227 patients on 31st December, 1873. The admissions during the year were 2,295, the discharges, 2,022, and the deaths 310; the number left on 31st December, 1874,

1874, being 190. Out-door relief was afforded to 6,013 persons. The receipts for the year amounted to £13,153, of which the Government provided £9,745, and voluntary contributions £3,408. The disbursements show £11,845.

St. Vincent's Hospital is supported entirely by voluntary aid, which came to £1,216, the disbursements being £1,278. The number of patients admitted during the year was 322, 289 were discharged, and 26 died. There were 30 inmates at the commencement of the year, and 37 remained at its close. There were 1,377 persons who received out-door relief.

The total number of persons admitted into the various hospitals of the Colony during the year was 5,263, the discharges were 4,668, and the deaths, 647. The total number of persons who received out-door relief was 7,921. The total receipts of our hospitals amounted to £35,065, viz., from Government, £19,290, from voluntary aid, £15,775. The sum of £33,383 was actually expended.

The three Benevolent Asylums, wholly supported at Government expense, show the number of inmates at the end of the year 1873 to be 1,075, and there were 1,351 admitted during the year 1874. The number discharged was 1,055, and death took away 261. There were then 1,110 remaining in these establishments at the end of the year 1874. The cost of maintenance was £16,042. The remaining Benevolent Institutions which appear in the return were supported in part by Government and voluntary aid; the former to the amount of £4,039, and the latter £2,094. Two Benevolent Societies afforded relief to the extent of £824, of which sum £100 was provided from public money.

The receipts from Government in support of Orphan and Industrial Schools amounted during the year to £22,699, and this sum was augmented by voluntary contributions (£6,869) to 29,568.

In addition to the foregoing institutions, there were six others of a similar description wholly supported by voluntary contributions, at a cost of £5,540.

The general total amount received by the various Charitable Institutions of the Colony was £132,831, of which £101,729 came from the public purse and £31,102 are the proceeds of voluntary aid.

On comparing the rates of wages obtained in the year 1874 with the previous year it will be seen that there is very little variation. The following table gives the average wages for the year 1874 paid to the principal trades and to domestic servants. Wages. Page 12.

	Without Board and Lodging.	With Board and Lodging.
Carpenters	8s. to 10s. per diem.	£60 to £80 per annum.
Smiths	10s. to 12s. „	£60 to £80 „
Wheelwrights	8s. to 10s. „	£60 to £80 „
Bricklayers	10s. to 11s. „	£80 to £100 „
Masons	10s. to 12s. „	£80 to £100 „
Farm Labourers	.....	£30 to £35 „
Shepherds	.....	£30 to £35 „
Females.		
Cooks (plain)	.....	£30 to £40 „
Housemaids	.....	£26 to £30 „
Laundresses	.....	£30 to £40 „
Nursemaids	.....	£20 to £26 „
General house-servants	.....	£26 to £30 „
Farm house-servants, daily women, &c. ...	.....	£26. „

PART II.

RELIGION, EDUCATION, AND CRIME.

Ecclesiastical—Churches and Chapels. Page 16.

The number of Ministers of Religion who were on the roll authorized to celebrate Marriages in the Colony in the year 1874 was 580, being an increase of 34 on the previous year. They were distributed as follows:—Church of England, 187; Roman Catholic, 143; Wesleyan Methodist, 84; Presbyterian, 78; Congregational, 34; Primitive Methodist, 18; Baptist, 13; Particular Baptist, 6; Jews, 5; United Methodist, 4; United Free Gospel, 1; Independent Methodist, 1; Protestant Episcopal, 1; German Evangelical, 1; Independent, 1; Evangelical Lutheran, 1; Christian Israelite, 1; Unitarian, 1.

The amounts expended as Salaries and Allowances, and Receipts from Church and School Estates, were as follows:—Church of England, £13,615; Roman Catholic, £8,218; Presbyterian, £1,968; Wesleyan Methodist, £1,597; in all a total of £25,398, being an increase of £1,517 on the year 1873, derived from Church and School Estates Fund.

The number of Churches or Chapels throughout the Colony belonging to the various denominations was 1,043, which is an addition of 22 to the return for the year 1873. The accommodation in number of individual sittings was 171,497, being an increase of 8,566 sittings. The estimated attendance at all the services on Sunday was 153,921 persons, and 39,343 persons are returned as attending at all other places used for public worship other than those already stated, making a total attendance of 193,264 persons.

Sunday Schools. Page 17.

The return of Sunday Schools shows a total of 1,037, as against 1,023 in the previous year. The number of Teachers attached to these Schools was 6,679, being 182 in excess of the figures for the year preceding. The children on the registers had increased from 67,586 to 69,800, and the average attendance from 51,474 to 52,084.

Educational—Private Schools. Page 18.

Under the head of Education the first return which will be found is that of the Private Schools of the Colony, which numbered 545, in which were 927 teachers and 16,829 scholars. These figures show an excess on the previous year of 23 teachers and 794 scholars.

Day Schools. Page 19.

From the return of the Council of Education it will be seen that Public Schools had increased from 400 to 420, and scholars from 49,006 to 53,702. Provisional Schools also show an increase from 216 to 244, and scholars from 7,548 to 8,002.

Half-time Schools had advanced in number from 117 to 122, and the scholars from 2,237 to 2,462. The total increase then of these classes of schools was 53, and the number of scholars exceeded those of the year 1873 by 5,375.

The amount received as voluntary contributions, fees, &c., towards the maintenance of these schools during the year 1874 was £42,805, which sum includes £6,709 as local contributions on account of buildings.

The

The number of Denominational Schools had decreased from 209 to 204, but the number of scholars had increased from 33,512 to 36,218, showing a difference in favour of the year 1874 of 2,706 scholars. Voluntary contributions, fees, &c., amounted to £17,440. Denominational schools. Page 19.

The total number of all classes of schools under the Council of Education was 990, being an addition of 48 to the figures of 1873, and the number of scholars was 100,384, which is an increase of 8,081.

The amount paid by Government from the Treasury during the year 1874 was £121,600, which includes £1,600 from the Clergy and School Estates Revenue Fund, and £60,245 was received as fees, voluntary contributions, &c., making the total sum expended on these schools in the year 1874 to amount to £181,845.

	1873.			1874.		
	No. of Schools.	No. of Teachers.	No. of Scholars.	No. of Schools.	No. of Teachers.	No. of Scholars.
Public Schools	400	685	49,006	420	747	53,702
Provisional Schools	216	216	7,548	244	244	8,002
Half-time Schools	117	59	2,237	122	63	2,462
	733	960	58,791	786	1,054	64,166
Denominational Schools :—						
Church of England	96	209	15,877	95	204	18,106
Roman Catholic	87	170	13,549	89	171	15,035
Presbyterian	15	24	2,134	10	14	1,577
Wesleyan	10	21	1,740	9	18	1,269
Hebrew	1	5	212	1	3	231
	209	429	33,512	204	410	36,218

The number of students at the University was 46, St. Paul's College 12, St. John's 5, St. Andrew's 6, and the Sydney Grammar School, 316, in all 385. The amount received by these seminaries from the Colonial Treasury during the year was £11,584 and from other sources £13,318, making a total of £24,902.

The general total sum expended in the Colony exclusively for purpose of Education was £206,747, viz., £133,184 from the Treasury and £73,563 from other sources. These amounts do not include the cost of education afforded to children in Orphan and Industrial Schools. The general total number of scholars for the year 1874 was 119,133, which is an increase of 8,846 on the year 1873. When the Census was last taken, in 1871, it was found that about one-fourth of the population was of the educable age, viz., between five and fifteen years. Taking the same proportion of the estimated population on 30th June, 1874, it will be found that about 83 per cent. of the children of the Colony were receiving instruction.

The returns of the Supreme and Circuit Courts show that there were 382 cases sent for trial. Of this number 270 were Felonies, 208 of which went to trial, which resulted in 127 convictions and 81 acquittals. Out of 112 misdemeanors, 85 were committals, 65 convictions, and 20 acquittals. Taking both classes of offences, it will be seen that out of 293 cases tried, 192 were convictions and 101 acquittals. Crime. Page 36.

The Quarter Sessions cases for the year were as follows :—Committals, 929 ; trials, 751; convictions, 508; acquittals, 243. Taking the Supreme Court and Quarter Sessions cases together, there were 1,044 trials, 700, or 67·05 per cent., being convictions, and 344, or 32·95 per cent., acquittals. The number of prisoners (exclusive of coloured prisoners) confined in the gaols of the Colony at Michaelmas, 1874, was 1,284, viz., 1,078 males and 206 females.

Under

Under the head "Summary Jurisdiction" we find that the number of cases brought before the Magistrates during the year was 21,924, of which 12,778, or 58·28 per cent., are under the column for drunkenness. For this offence there were 9,713, or 76·01 per cent., convictions, and 3,065, or 23·99 per cent., discharges. Out of the total number of cases, 70·57 per cent. were convictions, 4·98 per cent. committals, and 24·45 per cent. discharges. Under the head "Degree of Instruction" it will be seen that the percentage of those who were able to read and write is 79·48; those who could read only, 5·41; and those who could not read or write, 15·11.

PART III.

TRADE AND COMMERCE.

Imports and Exports. Page 48.

The general total value of Imports for the year 1874 amounted to £11,293,739, and of Exports to £12,345,603, showing the excess of Exports to be £1,051,864. In my Report for 1873, it will be remembered that I mentioned the fact that no returns were furnished of the Overland and *viâ* River Murray trade, and that I was compelled to take the figures of 1872 to give even an approximation of the value of this portion of our trade. The returns for 1874 are also deficient to some extent in this particular, for I find that the overland traffic for the whole year is given from four places only, viz., Euston, Tocumwall, Howlong, and Maryland; while from four other places, viz., Corowa, Moama, Wentworth, and Swan Hill Crossing, the returns embrace only the last four months of the year, and the Albury returns are minus the trade of the first month of the year.

Imports.

The Imports for the year, as already shown, were valued at £11,293,739; of this sum Imports Seaward were £10,836,920, and Overland £456,819. The rate per head of population, estimated at the middle of the year, is £19 15s. 11¼d.

The value of Imports from the *United Kingdom* was £4,888,725, showing a deficiency of £248,414 on the previous year.

The value of Imports from the *Colony of Victoria* are shown to be £1,349,062, of which Overland traffic contributed £452,086, and Seaward £896,976.

The figures for *South Australia* show a value of £574,421.

Queensland Imports were £2,218,308, which is in excess of the previous year by £348,052.

The total Imports from the three neighbouring Colonies came to £4,141,791.

Imports from other British Colonies amounted in value to £1,281,469.

The total value of Imports from all British Colonies came to £5,423,260.

From *Foreign States* the value of Imports amounted to £981,754.

Exports.

The general total value of the Exports of the Colony for the year 1874 amounted to £12,345,603, which shows a rate of £21 12s. 9¾d. per head of estimated population at the middle of the year.

Exports to the *United Kingdom* were valued at £5,737,066, being in excess of Imports by £848,341.

Our Exports to *Victoria* seaward came to £801,979, and overland to £2,812,477,—in all £3,614,456, which figures are in excess of Imports by £2,265,394. The great bulk of our overland Exports to Victoria consisted of Wool and Live Stock, the former to the value of £2,199,972,, and the latter £557,295. The value then of New South Wales Wool exported by way of Melbourne increases the total of Victorian

Victorian Exports by the sum just mentioned. With *South Australia* the Export trade amounted to £657,768, that by Sea was valued at £157,724, and Overland £500,044. Here again is found an excess of £83,347 on the side of Exports. The sum of £390,226 represents the value of Wool, and £99,002 of Live Stock exported to South Australia.

Exports to *Queensland* show a total value of £1,085,965, which is less than the value of Imports from this Colony by £1,132,343. The value of Exports to *Foreign States* was £510,314, being £84,491 in excess of the figures for 1873, and £471,440 less than the value of Imports from these States.

The Shipping Returns for the year 1874 show that 2,217 vessels entered the ports of the Colony, with an aggregate of 1,016,369 tons. As compared with the previous year, we find an increase of 56 in number and of 141,565 in tonnage. From British Possessions there was an increase of 56,249 tons, and from Great Britain of 67,983 tons. There was also an excess in American ships of 11,405 tons. The number and tonnage of vessels entering the ports of the Colony during the year will be seen as follows:— Shipping Inwards. Page 112.

	No.	Tonnage.
Sydney	996	499,326
Newcastle	1,156	510,291
Grafton...	12	1,428
Richmond River	35	4,457
Tweed River	18	867
	2,217	1,016,369

From these figures it will be seen that so far as the number and tonnage of vessels are concerned Newcastle is the chief port of the Colony. The increase on the year 1873 in the tonnage of vessels entering Port Jackson was 25,123 tons, and the numbers for Newcastle are in excess by 121,170 tons.

The number of vessels leaving the various ports of the Colony during the year was 2,168, of an aggregate of 974,525 tons. The return of the previous year shows a decrease for the year 1874 in the number of vessels, and an increase of 86,851 tons. The following table gives the number and tonnage of vessels leaving the several ports of the Colony:— Shipping Outwards. Page 114.

	No.	Tonnage.
Sydney	825	422,693
Newcastle	1,269	543,693
Grafton	26	3,184
Richmond River	33	4,214
Tweed River	15	741
	2,168	974,525

This table also shows an excess over Port Jackson in the number and tonnage of vessels leaving Newcastle of 444 and 121,000 respectively. The increase on the year 1873 in number and tonnage leaving Port Jackson was 9 and 55,342 respectively, and the figures for Newcastle are 10 and 45,225 respectively.

During the year 1874 there were 52 vessels of various descriptions built in the Colony, of an aggregate of 3,413 tons. Comparing these figures with the previous year, we find an increase of 9 vessels and 1,232 tons. Vessels built and registered. Page 116.

The

The Decennial Table shows that during the period there have been 334 vessels built in the Colony, representing 22,143 tons. The number of vessels registered in the year was 92, of an aggregate of 12,876 tons. These figures are a shade lower than those for the previous year.

PART IV.

MILLS AND MANUFACTURES.

Grain and Flour Mills. Page 128.

The return of the number of Mills for grinding and dressing grain in the Colony during the year 1874 gives 172 as the total, being a decrease of 10 on the previous year. The motive-power used in these Mills was as follows:—142 steam, 12 water, 5 wind, and 13 horse-power. The greatest number are in the Metropolitan District, where there are 15, Bathurst 10, Goulburn 8, Mudgee 6, Albury 6, Patrick's Plains 5, Windsor 4, Dungog 4, Tamworth 4, Armidale 4.

Manufactories, Works, &c. Page 129.

The number of Manufactories in the Colony was 612, of which 209 were connected with or dependent on Agriculture, 41 used for working on raw materials the production of the Pastoral Interest, 142 were engaged in the manufacture of Food of which the raw material is not the produce of Agriculture, and of articles of Drink, 21 Buildings and Plastic Manufactories, and 199 Miscellaneous Manufactories. There were also 8,629 various kinds of Machines in use throughout the Colony.

The number of *Woollen Manufactories* in work during the year was 8; and the material produced in the shape of Cloth and Tweeds amounted to 458,880 yards, which shows an addition of 137,810 yards on the return for the previous year.

Soap and Candle Manufactories numbered 31, which produced 82,270 cwt. of Soap and 11,724 cwt. of Candles; the quantity of the former being 13,030 cwt., and of the latter 5,716 cwt. less than the previous year.

The produce of the *Tobacco Manufactories* for the year amounted to 14,980 cwt., the work of 23 establishments, of which 7 are returned as situate in the Metropolitan District, and produced 13,419 cwt. of the total. There is an increase of 3,440 cwt. on the previous year in the manufacture of this article.

The number of *Sugar Manufactories* in the Colony was 67, of which number 57 were employed during the year. The quantity of Sugar produced was 137,104 cwt., or about 6,855 tons; and of Molasses 423,564 gallons. No returns could be obtained from three large Sugar-mills of the quantity of Cane crushed, though the weight is given of Sugar produced. I find from the agricultural returns that the weight of Cane grown in the Colony during the year 1874 was 14,637,979 cwt., or about 731,897 tons.

There were also 6 *Sugar Refineries* in work, which turned out 315,995 cwt. of Sugar, being an increase of 135,626 cwt. on the previous year.

Boiling-down Establishments numbered 33, as against 39 in the year 1873. The number of Sheep slaughtered was 24,995, and of Cattle 7,744; the former being 58,307, and the latter 2,613 under the figures for 1873. The quantity of Tallow produced was 73,817 cwt., of which 64,991 cwt. was the produce from refuse of butchers' shops in the Metropolitan District.

PART V.

The total quantity of Gold received by Escort from the several Gold Fields of the Colony during the year 1874, as assayed by the Mint, was 243,518 ounces, which is less by 84,679 ounces than the figures for the previous year. The total value was estimated at £934,398. Gold. Page 144.

The Western Gold Fields, as usual, contributed the largest quantity, viz., 192,066 ounces, of the value of £737,718. The localities in this Gold Field which contributed the greatest shares of the precious metal were—Mudgee and Gulgong, Grenfell and Parkes, Tambaroora and Bathurst.

The value of the Gold per ounce ranged from £3 5s. 11d. to £3 19s. 3d.

The quantity furnished by the *Southern Gold Fields* was 42,881 ounces, worth £164,275. The districts of Adelong and Braidwood appear to be the largest producers in this Gold Field. The price ranged from £3 6s. 11d. to £3 18s. 6d. per ounce.

The Gold Fields in the North supplied 8,570 ounces. The price of gold was from £3 15s. 2d. to £3 17s. 6d.

The Return of Coal Mines shows that there were thirty Collieries in work during the year 1874, which produced 1,304,567 tons of Coal, valued at £790,224, which gives an average of about 12s. per ton. Comparing the quantity and value of Coal raised with that of 1873, we find that there was an increase of 111,706 tons, and £124,478 respectively, and that the average price per ton was 10d. higher. Coal Mines. Page 145.

The largest quantity of Coal raised from any one mine was from the "Newcastle Wallsend," which returns 240,000 tons; next comes the "Borehole," with 195,494 tons; the "Waratah," with 181,268 tons; the "New Lambton" and "Duckenfield," with 140,115 tons; the "Co-operative," with 140,115 tons; and the "Lambton," with 127,768 tons. The total quantity raised from the Collieries in the Newcastle District amounted to 1,038,042 tons. The production of the "Hartley" Mines had increased from 9,865 tons to 35,200 tons, and the Mines in the Maitland District from 30,570 tons to 72,433 tons. The returns for the Southern Collieries in the Wollongong District show that 137,362 tons were raised, being a small increase on the previous year.

The quantity of Coal exported during the year was 872,980 tons, of the value of £632,247. As compared with the year 1873, we find an increase of 99,901 tons.

The principal customers for this article of trade are as follows:—Victoria, 228,128 tons; United States, 148,514 tons; New Zealand, 132,141 tons; South Australia, 88,301 tons; Hong Kong, 56,724 tons; China, 51,352 tons; Java, 23,872 tons; Singapore, 23,044 tons.

The two Iron Mines in the District of Berrima—"Brereton's" and "Fitzroy Company"—raised 1,150 tons, the former contributing 1,000 tons. Iron Mines. Page 145.

The quantity of Copper ore raised in the year was 1,647 tons, exclusive of one mine raising 150 tons monthly, in addition to which there were 3,336 tons of copper produced. The values are not given in the returns. Copper Mines. Page 145.

The returns from the various Tin-producing Districts show a falling away of 1,001 tons in the year, viz., from 3,060 tons in 1873 to 2,059 tons in 1874. Tin Mines. Page 145.

There were 12,100 tons of Shale raised in the year, as against 17,850 tons in the previous year. Kerosene Shale Mines. Page 145.

From

Agriculture. Page 148.

From the Agricultural Returns it will be seen that there were 23,310 freeholders of land over an acre in extent, 7,669 leaseholders, and 4,152 free and leaseholders. Freehold tenures then numbered 27,462, showing an increase of 3,210 on the year 1873; and leasehold tenures, which were 10,559 in the year 1873, had increased to 11,821. The total number of acres of freeholds was 8,949,879, being an increase on the previous year of 1,888,379 acres; leaseholds show 3,194,278 acres, being a decrease of 363,754 acres.

	1873.	1874.	Increase.	Decrease.
	acres	acres	acres	acres
Freeholds in cultivation	333,069	342,521	9,452	.....
„ enclosed, not cultivated	3,980,801	4,665,453	684,652	.....
„ unenclosed	2,747,630	3,941,905	1,194,275	.....
Totals	7,061,500	8,949,879	1,888,379	.....
Leaseholds in cultivation	128,664	122,436	.....	6,228
„ enclosed, not cultivated	1,855,264	1,433,535	.....	421,729
„ unenclosed	1,574,103	1,638,307	64,204	.....
Totals	3,558,031	3,194,278	.....	363,753

The extent of land used for the production of *Wheat* was 166,912 acres, being a slight decrease on the year 1873. There were also 7,992 acres set apart for Hay. The yield for the year 1874 came to 2,148,394 bushels, which is 125,226 bushels short of 1873, and shows an average of close upon 13 bushels to the acre. The Hay crop produced 9,758 tons.

Maize grown for grain occupied 118,436 acres, and 2,179 acres supplied green food for cattle. The produce of maize amounted to 3,618,436 bushels, being a deficiency on the year 1873 of over half a million bushels. The average yield is a trifle over 30 bushels to the acre.

The area sown with *Barley* came to 6,713 acres, viz. :—3,984 acres for grain, 1,135 acres for hay, and 1,594 acres for green food for cattle. The total area is 77 acres short of 1873. The yield was 69,053 bushels, which gives an average of 10 bushels to the acre, and there were also 1,368 tons of Hay produced.

The *Oat* crop for grain covered 17,973 acres, and there were 46,421 acres used for hay, and 2,183 acres for green food. The total area under Oats was 66,578 acres, being a small decrease on the previous year. The yield of Oats was 293,135 bushels, which is an average of nearly 11 bushels to the acre. The Hay crop was 50,414 tons.

Sown Grasses, which includes Lucerne, show an area of 45,747 acres, of which 33,208 acres were appropriated for green food, and 12,539 acres for hay, the latter being 2,544 acres under, and the former 3,419 acres over the figures for 1873. The quantity of Hay produced was 31,900 tons.

The total produce of Hay of all kinds amounted to 93,440 tons, showing a falling away of 16,566 tons on the previous year.

Potatoes covered 13,604 acres, as against 14,574 acres in the previous year. The yield was 38,564 tons, being less than the figures of 1873 by 4,860 tons.

There were 1,756 acres devoted to the growth of *Rye*, and 539 acres for *Tobacco*. The produce of Tobacco came to 679,649 lbs.

The number of acres under *Sugar-cane* was 8,540, of which 4,087 are returned as productive and 4,453 unproductive. Comparing these results with the year 1873,

it

it is found that the total increase in area is 1,870 acres, viz., 522 acres productive and 1,348 unproductive. The quantity of Sugar manufactured from the above amounted to 6,855 tons.

The culture of the *Vine* occupied 4,308 acres, showing a decrease of 239 acres on the previous year. There were 3,077 acres used for Wine-making, 649 acres for Grapes for table use, and 582 acres were unproductive. The quantity of Wine made was 684,258 gallons, and there were 1,859 gallons of Brandy manufactured. The Grapes obtained for table use came to 679 tons.

Gardens and *Orchards* are represented by 17,572 acres.

The total area of land in the Colony under cultivation was 464,957 acres.

The importation of Wheat and Flour during the year 1874 amounted in value to £469,847. Of this sum we were customers of South Australia to the amount of £371,926.

Table showing the importations of Wheat and Flour, with estimated value and quantity, and rate per head of the population, for the last five years :—

Year.	Population.	Imports.				Produce of the Colony.				Value of Imports and Produce of the Colony per head of Population.	Exports.			
		Wheat.	Flour and Bread.	Estimated Value.	Value of Imports per head of Population.	Wheat.	Average price per bushel in Sydney.	Estimated value.	Value of Produce of the Colony per head of Population.		Wheat.	Flour and Bread.	Estimated Value.	Value of Exports per head of Population.
		bushels	tons	£	£ s. d.	bushels	s. d.	£	£ s. d.	£ s. d.	bushels	tons	£	s. d.
1870	502,861	571,278	21,250	411,490	0 16 4	999,595	*5 3	262,393	0 10 5	1 6 9	73,206	6,092	97,644	3 10
1871	519,182	1,043,474	20,796	578,242	1 2 3	2,229,642	5 10	650,311	1 5 0	2 7 3	60,596	4,911	86,685	3 4
1872	539,190	633,285	18,498	429,152	0 15 11	2,898,463	6 0	869,539	1 12 3	2 8 2	152,097	4,293	98,229	3 7
1873	560,275	818,845	17,197	412,882	0 14 8	2,238,414	5 9	643,544	1 2 11	1 17 7	76,969	4,390	82,893	2 11
1874	584,278	740,397	17,963	469,847	0 16 1	2,148,394	†6 0	644,518	1 2 1	1 18 2	47,677	4,717	71,274	2 5
Average... ...		761,456	19,141	460,322	0 17 1	2,102,902	5 9	614,061	1 2 6	1 19 7	82,109	4,881	87,345	3 3

*Ranged from 5s. to 5s. 6d. †Ranged from 5s. 6d. to 6s. 6d.

The abstract of Live Stock in the Colony on the 31st March, 1875, shows a large increase in Horses, Horned Cattle, and Sheep, as will be seen from the following comparative Table. Live Stock. Page 146.

	Horses.	Horned Cattle.	Sheep.	Pigs.	Total.
1873	334,462	2,794,327	20,501,506	240,680	23,870,975
1874	346,691	2,856,699	22,872,882	219,958	26,296,230
Increase	12,229	62,372	2,371,376	.....	2,425,255
Decrease	.....	.....	.....	20,722	.....

PART VI.

MONETARY AND FINANCIAL.

Coin and Bullion. Page 194.

From the return showing the amount of Coin and Bullion in the Mint, Colonial Treasury, and the Banks of the Colony, on 31st December, 1874, it will be seen that the general total was of the value of £2,522,533, which is £413,757 in excess of the figures for the previous year. The amount of £2,283,418 is represented by British Coin and Australian Sovereigns, and £239,115 by Bullion Gold.

Paper Currency. Page 195.

The amount represented by Notes in circulation of the several Banks on 31st December, 1874, was £1,167,047, being £129,063 over that of the previous year. The average for the year was £1,005,638.

Bank Liabilities and Assets.

On page 196 will be found a general Abstract of the Average Assets and Liabilities and of the Capital and Profits of the various Banks of the Colony for each quarter of the year 1874.

Savings Bank. Page 198.

The total amount to credit of Depositors in the Savings Bank on 31st December, 1874, was £1,275,902, being an increase of £111,342 on the return for 1873. Sydney depositors numbered 22,631, whose deposits amounted to £970,528. The increase was 1,276 depositors, and the amount of deposits was £77,621 in excess of the previous year. In the Country Districts there were 6,709 depositors, and the amount to their credit was £305,373. Compared with the previous year, we find 603 more depositors, and an addition of £33,721 to credit account. The amount to credit of Sydney depositors was at the rate of £42 17s. 8d. per head, and of Country depositors £45 10s. 4d. The Reserve Fund stood at £128,500, as against £125,300 at the end of the previous year. The rate of interest charged for money lent on Mortgage was 6 per cent. per annum. The rate of interest paid to depositors on amounts not exceeding £100 was 5 per cent. per annum.

Government Savings Banks. Page 199.

The number of Government Savings Banks established throughout the Colony on 31st December, 1874 was 106, as against 77 at the same period of 1873. The number of accounts open at the close of the year 1873 was 5,369, and at the end of the year 1874 they numbered 8,276. The accounts closed during 1874 were 2,439, and the accounts opened 5,346. Balance at credit of Depositors on 31st December, 1874, amounted to £303,113, showing an excess of £97,044 on the figures for 1873.

Branch Royal Mint. Page 200.

The Return of Gold Dust or Bullion received for coinage at the Mint during the year 1874 shows a total weight of 551,046 ounces, valued at £2,073,667. This shows an increase on the previous year of 114,422 ounces, and £461,727 in value. The total quantity of coin issued amounted in value to £2,025,000. The revenue for the year was £14,114. The following comparative Table shows the various sources from which the Mint was supplied, and also the value of the gold.

New

	1873.	1874.	Increase.	Decrease.
	£	£	£	£
New South Wales	997,215	895,148	.....	102,067
New Zealand	87,792	86,936	.....	856
Victoria	.....	203	203	.....
Queensland	517,383	1,088,612	571,229	.....
Tasmania	760	.....	.....	760
South Australia	.....	267	267	.....
New Caledonia	7,099	1,215	.....	5,884
Coin	1,691	1,286	.....	405
Total	£1,611,940	2,073,667	571,699	109,972

The total number of miles open for Railway traffic during the year 1874 was 401, apportioned as follows:—Southern Line, 135 miles; Western, 127 miles; Northern, 123 miles; and the Richmond Line, 16 miles. The number of passengers carried on these lines was 1,539,043, being an increase on the figures of 1873 of 325,021 passengers. The total sum earned by these lines amounted to £536,575, which is in excess of that for 1873 by £52,340. The passenger traffic realized £184,831; the carriage of goods, £347,980; and rents and miscellaneous receipts came to £3,764. The weight of goods forwarded during the year was 1,076,068 tons, which is 49,174 tons over the return for the year 1873. The net earnings amounted to £278,871. Railways. Page 201.

The number of passengers who travelled on the Southern Line was 885,521, and the receipts from this traffic amounted to £79,179. There were 68,120 tons of goods carried, for which £114,125 were received. The net sum received was £94,481, and working expenses absorbed £100,189. Southern Line.

The Western Line shows a passenger traffic of 242,145 persons, and £53,879 was the amount received. Goods carried came to 150,458 tons; and the sum received was £125,426. The revenue was £180,447, and working expenses amounted to £68,549, leaving £111,898 as net receipts. Western Line.

The return for the Northern Line states the number of passengers for the year to be 339,765, and the sum of £47,870 was taken in fares, while the carriage of goods was £104,932. The gross amount received was £154,024, of which sum £81,329 was spent in working, leaving a balance of £72,695 as net receipts. Northern Line.

The Richmond Line shows an excess of £203 of expenditure over earnings. Richmond Line.

The number of Telegrams despatched from the various stations in the Colony during the year 1874 was 569,001, over an extent of 7,449 miles of wire. Comparing these figures with those for the previous year, we find an increase of 205,051 messages, and of 928 miles of wire. There were also 1,325 British Australian Telegrams during the year. The amount received on account of Telegrams was £59,820 made up as follows:—From Stations in New South Wales, £39,380; British Australian Telegrams, £18,756; and balances on Intercolonial and guaranteed business, £1,684. The total given shows a deficiency of £2,004 on the previous year. Telegraphs.

There

Post Offices. Page 204. There were 681 Post Offices, as against 654 for the previous year, and the employés had increased in number from 809 to 858. The number of miles travelled by mail conveyances during the year was 3,584,377. The number of letters transmitted by post was 11,120,100, being 1,517,500 in excess of the return for 1873. Foreign letters numbered 1,547,800, Inland 7,680,800, and Town 1,891,500. Foreign Newspapers were despatched to the number of 1,302,000, and Inland, 4,492,200, in all, 5,794,200, which figures are over those for 1873 by 535,500. There were also 270,300 Packets forwarded, the increase in this branch being 60,700 packets. The total income of Post Offices was £103,921, and total expenditure, inclusive of Ocean Mail subsidy, £163,319.

Money Orders. Page 205. The business in the Money Order Department shows a considerable increase. The number of Orders issued was 95,057, representing the sum of £430,505, being over the figures of the previous year by 2,313 in the number of Orders and £10,211 in value.

Immigration. Page 207. The total outlay on account of Immigration for the year 1874 was £18,190, distributed as follows:—Passage money of Immigrants, £12,156; English expenses, £467; Gratuities to Surgeons, &c., £808; Lodging, Maintenance, Salaries, &c., £861; Remittances under Regulations, £3,898.

Military. Page 207. The expenditure incurred by the Colony in the year 1874 on account of its Defences and for Naval and Military Services amounted to £66,870, being a decrease of £4,222 on the previous year. Repairs to Military and Volunteer Buildings, &c., absorbed £8,230, ammunition and completion of Works of Defence £24,190, Forces £28,968, and Naval Brigade, &c., £5,482.

Municipalities Page 209. There were 74 Boroughs or Municipal Districts in the Colony at the end of the year 1874, with an estimated annual value of ratable property of £951,310. The total receipts for the year are stated to be £92,184, obtained as follows:—Revenue, £56,873; loans, £13,556; Government endowment, £21,755. On the side of expenditure we find that £13,259, or over 14 per cent. of receipts, went for office expenses and salaries, and £73,944, or over 80 per cent., for public works and repayment of loans and interest. The extent of Roads and Streets under supervision was 2,200 miles.

Road Trusts. Page 211. The Road Trusts of the Colony show their receipts for the year to amount to £6,017, viz.:—£3,899 from rent of tolls, and £2,118 from the Colonial Treasury for Roads and Bridges. The year's expenditure was as follows:—Salaries, £277; miscellaneous, £5,565; in all £5,842. There were 97 miles of roads under the care of the Commissioners. No return was furnished by the Maitland Road Trust.

PART VII.

MISCELLANEOUS.

Public Works —Railways. Page 214. The amount expended on Railways during the year 1874 was £428,455. The expenditure on Railways in course of construction up to 31st December, 1874, was £2,144,131, and the cost of Railways finished was £5,115,760.

Electric Telegraphs. Page 215. The sum of £19,768 was spent on Lines of Telegraph in working order, and £10,351 is the amount of expenditure up to 31st December, 1874, on unfinished lines. The total sum expended in the year was £28,624.

Roads and Bridges. Page 215. The return for Roads and Bridges shows a total outlay during the year of £253,000, which is a small decrease on the sum expended in the previous year.

The

The total sum paid on account of Harbours and Rivers during the year 1874 was £137,750, which amount is £2,659 over that expended in the previous year. Harbours and Rivers. Page 220.

The Return for Public Buildings gives a total outlay, during the year 1874, of £118,629, and the amount expended in Furniture as £12,383, which amounts are respectively £19,937 and £5,734 in excess of the figures for 1873. Public Buildings. Page 222.

The Abstract of Meteorological Observations taken at the Sydney Observatory in the year 1874 shows that the mean temperature in the shade was 81·8 and the extreme 96·3. The total rainfall was over 63 inches, the month of February contributing over 10 inches and April 9 inches. The average rainfall for the preceding fifteen years was nearly 12 inches in excess of that recorded for the year 1874. Meteorology. Page 233.

The number of transactions in Real and Leasehold Estates registered in the year was 6,242, consisting of Conveyances under Mortgage, Conveyances (absolute), Assignments (absolute), of Leasehold, Mortgages, Discharges of Mortgages, and Transfers of Mortgages. The total amount represented in these dealings was £2,766,972. Other transactions, such as Leases, Assignments to Creditors, Partition Deeds, &c., &c., were also registered to the number of 932, bringing up the total of these Deeds registered to 7,174. The number of Mortgages on Land was 1,388, which secured the sum of £826,703. There were 985 Discharges of Mortgages on Land to the value of £551,777, and 176 Conveyances under Mortgage to the value of £53,799. Real & Leasehold Estates. Page 237.

The amount lent on Preferable Liens on Wool during the year was £423,164, and the number of Sheep hypothecated 2,959,892. Mortgages on Live Stock show a total sum advanced of £1,962,313, the security consisting of 2,277,567 Sheep, 152,241 Horned Cattle, and 6,019 Horses. Discharges of Mortgages on Live Stock were registered amounting in value to £818,950. Liens on Wool and Mortgages on Live Stock. Page 238.

The number of Liens on Growing Crops registered during the year was 329, which secured the sum of £13,336. Liens on growing Crops. Page 239.

The return for the year 1874 gives the number of Applications for Certificates of Title as 288, being 37 over the number for the previous year. Real Property Act. Page 239.

The total area of Land included in these applications was 26,369 acres, of a declared value of £362,403.

The amount of fees received on account of Certificates of Title and registration of dealings was £4,686, which is £1,346 in excess of the figures for 1873.

The number of Crown Grants registered under the Act during the year was 4,080, containing an aggregate area of 280,354 acres, purchased for the sum of £326,229. The amount of consideration expressed in Transfers under the Real Property Act for the year is £189,188, and the sum of £250,808 was secured by Mortgage. The total area of land under the provisions of the Real Property Act at the end of the year 1874 was 2,283,170 acres, of the value of £5,369,343.

There were 427 Insolvencies in the year, as against 426 in the previous year. On referring to the decennial table it will be seen that the Insolvencies of the years 1873 and 1874 are respectively fewer in number than in any other year of the decade. The total amount of liabilities shown in insolvents' schedules was £254,641, which is £46,584 less than the previous year. The amount of assets shown in insolvents' schedules was £89,447, the deficiency being £165,194. Insolvencies. Page 242.

The number of Miners' Rights issued at the several Gold Fields of the Colony in the year 1874 was 14,424, and 319 were issued at the Colonial Treasury, making a Miners Rights & Publicans' Licenses. Pages 242, 245.

a total of 14,743. There were also 47 Mineral Licenses issued, of which 32 were from the Treasury. Business Licenses for the year numbered 961, all of which but two were issued on the Gold Fields. As compared with the previous year, there was a decrease of 8,213 Miners' Rights and 389 Business Licenses. The return of Publicans' Licenses issued during the year distinguishes the number granted in each locality of the Colony, which amounted in the whole to 2,537, being 66 in excess of the figures for the year 1873.

Volunteer Corps, &c. Page 246.

The total strength of the Volunteer Force, rank and file, consisting of Artillery, Rifles, and School Cadet Corps, was 4,175 members. There were also six Companies of Naval Brigade, mustering 302 men. The return of the New South Wales Artillery shows a total rank and file of 85 men. The number of Guns in the Colony on 31st December, 1874, was 160, of which 119 were mounted for use.

Land Sales. Page 251.

The area of land sold at auction in the year 1874 was 583,266 acres. The average price per acre was, for town land, £17 14s. 5d.; suburban, £2 19s. 8d.; country, £1 0s. 6d. Land *unconditionally sold, by selection*, amounted to 98,850 acres. Improved lots, sold to owners of improvements, amounted to 20,546 acres. The area of *conditionally sold land* reached 1,586,282 acres. The total amount of these sales realized the sum of £2,322,048. The amounts received were as follows:—Sold at auction, £553,973; unconditionally sold by selection, £100,287; improved lots, £21,802; conditionally sold, £396,570; balances on conditional purchases, £43,643; interest, £63,344; all which sums, with several miscellaneous receipts, make a total of £1,180,344. Balances unpaid on auction sales amounted to £58,980, and on land sold conditionally £1,189,711. The grand total receipts in the year 1874 from all sources were as follows:—

Under Lands Alienation Act		£1,180,344
,,	Occupation Act	219,841
,,	Gold Fields Act	33,953
,,	Miscellaneous	21,044
		£1,455,182

The facts elicited by a perusal of the returns for the year 1874 show a degree of progress which I believe to be unprecedented in the Statistics of this Colony, and there is every probability that the returns for the current year will show an equal if not greater state of advancement.

I have the honor to be,

Your obedient servant,

E. G. WARD,

Registrar General.

STATISTICAL VIEW OF THE PROGRESS OF THE COLONY OF NEW SOUTH WALES, FROM THE YEAR 1821 TO 1874 INCLUSIVE.

YEAR.	POPULATION.	BIRTHS.	MARRIAGES.	DEATHS.	SCHOOLS.		COMMITMENTS FOR TRIAL.	CONVICTIONS.	MILLS.	MANUFACTORIES, WORKS, &c.	NUMBER OF ACRES UNDER CROP.	LIVE STOCK.				COAL RAISED.		LAND SALES.		SHIPPING.				EXPORTS, THE PRODUCE OF THE COLONY.[a]								VALUE OF TOTAL IMPORTS.[a]	VALUE OF TOTAL EXPORTS.[a]	REVENUE.		EXPENDITURE.		YEAR.
																				INWARDS.		OUTWARDS.		WOOL.		TALLOW.		OIL, &c.	GOLD.[a]		COAL.							
					SCHOOLS.	NUMBER OF SCHOLARS.						HORSES.	HORNED CATTLE.	SHEEP.	PIGS.	QUANTITY.	VALUE.	QUANTITY.	AMOUNT REALIZED.	Number of Vessels.	Tonnage.	Number of Vessels.	Tonnage.	(Quantity.)	(Value.)	(Quantity.)	(Value.)	(Value.)	(Quantity.)	(Value.)	(Quantity.)	(Value.)			GENERAL.	LOANS.	ORDINARY.	LOANS.	
																tons.	£	acres.	£					lbs.	£	cwt.	£	£	ozs.	£	tons.	£	£	£	£	£	£	
1821	[b] 29,783	.....	.....	.....	.....	.....	.....	.....	.....	.....	.....	.....	.....	.....	.....	.....	.....	.....	.....	.....	.....	.....	.....	.....	.....	.....	.....	.....	.....	.....	.....	36,231	.....	.....	.....	1821
1822	30,756	.....	.....	.....	.....	.....	.....	.....	.....	.....	.....	.....	.....	138,755	.....	.....	.....	.....	.....	71	22,924	60	20,793	172,880	.....	.....	.....	.....	.....	.....	.....	.....	45,210	.....	46,429	.....	1822
1823	31,729	.....	.....	.....	.....	.....	.....	.....	.....	.....	.....	.....	.....	177,935	.....	.....	.....	.....	.....	71	20,824	77	22,332	198,240	.....	.....	.....	.....	.....	.....	650	341	.....	.....	.....	.....	1823
1824	32,702	.....	.....	.....	.....	.....	.....	.....	.....	.....	.....	.....	.....	184,836	.....	.....	.....	.....	279	.....	.....	.....	.....	275,760	.....	.....	.....	.....	.....	.....	.....	.....	49,471	.....	.....	.....	1824
1825	33,675	442	239	392	.....	.....	.....	.....	.....	.....	45,514½	6,142	134,519	237,622	39,006	.....	.....	.....	5,548	85	24,559	75	22,688	411,600	.....	.....	.....	.....	.....	.....	.....	.....	300,000	100,000	71,682	.....	93,020	.....	1825
1826	34,649	529	278	502	.....	.....	.....	.....	.....	.....	.....	.....	.....	.....	.....	.....	.....	.....	2,596	62	17,178	60	17,020	552,960	48,384	.....	.....	34,850	.....	.....	122	152	360,000	106,600	72,221	.....	97,866	.....	1826
1827	35,623	.....	.....	.....	.....	.....	.....	.....	.....	.....	.....	.....	.....	.....	.....	.....	.....	.....	2,274	103	26,508	63	14,501	407,116	24,306	.....	.....	31,296	.....	.....	771	771	362,324	76,314	79,310	.....	114,510	.....	1827
1828	[b] 36,598	681	317	632	.....	.....	.....	217	.....	.....	71,523	12,479	262,868	536,391	.....	.....	.....	.....	5,004	137	32,559	69	20,186	834,343	40,851	.....	.....	26,431	.....	.....	.....	.....	570,000	90,050	96,713	.....	97,952	.....	1828
1829	41,450	680	336	615	54	2,003	.....	273	.....	.....	.....	.....	.....	.....	.....	780	394	.....	2,710	158	37,342	168	37,586	1,005,333	63,555	.....	.....	55,975	.....	.....	218	248	601,004	161,716	102,785	.....	110,126	.....	1829
1830	46,302	683	339	570	.....	.....	.....	275	54	84	.....	.....	.....	.....	.....	4,000	1,800	.....	943	157	31,225	147	28,822	899,750	34,907	.....	.....	59,471	.....	.....	42	51	420,480	141,461	104,729	.....	102,125	.....	1830
1831	51,155	911	436	615	.....	.....	.....	361	72	68	.....	.....	.....	.....	.....	5,000	2,000	.....	2,597	155	34,000	165	35,252	1,401,284	75,979	.....	.....	95,969	.....	.....	196	121	490,152	324,168	121,066	.....	103,228	.....	1831
1832	53,524	1,254	619	880	.....	.....	.....	425	78	63	.....	.....	.....	.....	.....	6,000	2,100	20,860	12,509	189	41,350	194	42,857	1,515,156	73,559	983	2,734	147,409	.....	.....	866	801	604,620	384,344	135,847	.....	115,004	.....	1832
1833	[b] 60,794	1,560	698	1,150	.....	.....	.....	565	60	62	60,520	.....	.....	.....	.....	328	124	29,001	24,956	210	50,164	213	49,702	1,734,203	103,692	.....	.....	146,855	.....	.....	1,339	.....	713,972	394,801	164,741	.....	126,693	.....	1833
1834	66,212	1,857	705	1,164	.....	.....	.....	685	71	58	74,811	.....	.....	.....	.....	8,490	3,750	91,399	41,844	245	58,532	220	53,373	2,216,933	213,628	.....	.....	157,334	.....	.....	2,040	.....	991,990	587,640	205,443	.....	138,660	.....	1834
1835	71,592	1,803	744	1,453	.....	.....	.....	771	76	82	79,256	.....	.....	.....	.....	12,392	5,483	271,947	80,784	260	63,019	269	66,964	3,893,927	299,587	500	585	180,340	.....	.....	2,460	1,712	1,114,805	682,193	274,591	.....	171,044	.....	1835
1836	[b] 77,096	2,120	774	1,628	.....	3,391	.....	.....	.....	66	77	87,432	.....	.....	.....	12,646	5,747	389,546	126,458	269	65,414	264	62,834	3,693,241	369,324	218	502	140,220	.....	.....	1,724	1,717	1,237,406	748,624	330,579	.....	217,877	.....	1836
1837	85,267	2,270	916	1,799	.....	.....	.....	.....	.....	74	71	92,125	.....	.....	.....	16,083	7,828	370,376	120,427	400	80,114	402	78,020	4,448,796	332,166	500	1,209	183,122	.....	.....	741	1,104	1,297,491	760,054	354,802	.....	305,388	.....	1837
1838	97,912	2,836	970	2,104	.....	5,843	.....	.....	.....	.....	92,912	.....	.....	.....	.....	17,220	8,399	316,160	116,324	428	91,777	409	93,004	5,749,376	405,977	276	695	197,644	.....	.....	1,388	1,165	1,579,277	802,768	335,294	.....	499,396	.....	1838
1839	114,386	3,335	1,157	2,496	166	6,790	.....	912	77	100	95,312	.....	.....	.....	.....	21,283	10,441	272,619	152,962	563	135,474	548	124,776	7,213,584	442,504	166	396	172,315	.....	.....	2,300	2,300	2,236,371	948,776	458,301	.....	579,765	.....	1839
1840	129,463	4,233	1,631	2,382	167	9,040	.....	832	97	59	126,116	.....	.....	.....	.....	30,256	16,498	189,787	316,626	709	178,958	665	163,704	8,610,775	566,112	436	968	224,144	.....	.....	2,529	2,624	3,014,189	1,399,692	683,112	.....	570,032	.....	1840
1841	[b] 149,669	5,204	1,924	2,894	209	9,632	.....	725	85	61	115,130	.....	.....	.....	.....	.....	20,905	.....	90,387	714	183,778	690	172,118	8,390,510	517,537	.....	.....	127,470	.....	.....	.....	.....	2,527,988	1,023,397	493,980	.....	232,208	.....	1841
1842	159,889	6,333	2,511	2,717	257	11,174	.....	693	117	69	126,874	56,585	897,219	4,804,946	46,086	.....	23,940	.....	14,574	628	143,921	633	134,970	9,428,036	595,175	.....	.....	77,012	.....	.....	.....	.....	1,455,059	1,067,411	428,731	.....	498,182	.....	1842
1843	165,541	7,182	1,848	2,293	317	12,507	.....	654	121	95	146,165	62,017	1,017,316	5,055,337	57,767	25,862	16,222	5,227	11,297	558	110,864	564	110,026	12,704,899	685,647	5,680	9,639	72,989	.....	.....	1,624	1,443	1,550,544	1,172,320	350,801	.....	369,490	.....	1843
1844	173,377	7,956	1,815	2,141	355	14,472	.....	616	134	96	144,661	71,169	1,159,432	5,604,644	56,242	23,118	12,363	4,260	7,402	417	87,539	569	109,242	13,542,173	645,344	56,609	83,511	57,493	.....	.....	1,702	1,473	931,260	1,128,115	310,953	.....	345,584	.....	1844
1845	181,556	8,522	1,837	2,128	367	16,516	.....	594	145	121	163,979	82,303	1,348,022	6,202,031	60,008	22,324	8,769	7,747	18,451	597	105,352	614	103,961	17,364,734	1,009,242	71,995	102,746	96,804	.....	.....	2,594	1,728	1,233,854	1,555,986	366,687	.....	292,769	.....	1845
1846	[b] 196,704	8,473	1,796	2,550	394	19,033	.....	651	138	124	183,360	88,126	1,430,736	7,906,811	45,600	38,965	13,714	7,683	27,060	767	141,467	754	134,998	16,479,520	1,019,985	20,357	28,107	70,126	.....	.....	5,347	3,692	1,630,522	1,481,539	352,778	.....	290,092	.....	1846
1847	205,009	8,910	1,861	2,694	438	21,814	.....	551	144	122	165,784	104,271	1,614,967	10,071,625	62,670	40,732	13,750	28,726	62,801	878	154,904	933	168,664	22,379,722	1,272,118	69,690	108,186	80,528	.....	.....	8,300	4,695	1,982,023	1,870,046	396,260	.....	413,073	.....	1847
1848	220,474	8,826	1,809	2,587	462	23,374	.....	571	172	133	164,664	113,895	1,752,852	11,660,819	70,875	45,447	14,275	21,480	47,262	996	199,304	945	187,322	22,969,711	1,240,144	98,213	140,579	68,969	.....	.....	6,266	2,980	1,556,550	1,830,368	396,863	.....	460,531	.....	1848
1849	246,299	9,842	2,365	3,435	558	25,682	.....	668	168	186	182,739	121,859	1,810,213	12,102,540	58,674	48,516	14,647	36,257	85,734	898	218,967	907	214,056	27,963,530	1,238,559	154,103	249,932	45,468	.....	.....	10,423	4,593	1,793,420	1,891,270	575,692	.....	516,533	.....	1849
1850	265,503	10,037	2,825	3,379	659	28,604	.....	666	182	206	198,056½	132,437	1,738,965	13,059,324	61,631	71,216	23,375	52,483	156,698	976	234,215	1,014	263,849	32,361,820	1,614,241	217,878	300,721	29,368	.....	.....	31,608	15,558	2,078,333	2,399,580	575,794	57,917	567,165	.....	1850
1851	[b] 197,168 [c]	7,675	1,915	2,600	423	21,120	.....	574	151	140	153,117¼	116,397	1,375,257	7,396,895	65,510	67,610	25,546	24,030	64,425	553	153,002	503	139,020	15,269,317	828,342	86,460	114,168	25,877	144,120	468,336	28,470	12,027	1,563,931	1,796,912	406,056	80,642	444,108[d]	.....	1851
1852	208,254	7,866	2,175	3,605	351	23,668	.....	527	145	141	131,730¾	123,404	1,495,984	7,707,917	78,559	67,404	36,885	26,550	55,808	721	197,366	701	175,960	11,086,974	676,815	118,182	146,811	34,562	818,751	2,660,946	24,794	109,951	1,900,436	4,604,034	537,961	144,176	600,322	.....	1852
1853	231,088	8,860	2,569	4,176	420	25,660	.....	604	143	141	139,014½	139,765	1,552,285	7,929,708	71,395	96,809	78,059	73,675	211,035	1,048	336,852	1,061	341,510	16,358,869	999,896	90,675	134,708	25,490	548,052	1,781,172	51,501	81,078	6,342,397	4,523,346	828,725	158,752	632,621	50,000	1853
1854	251,315	9,663	2,761	4,511	413	25,953	.....	637	140	146	131,857	148,851	1,576,750	8,144,119	63,255	116,642	119,380	83,396	319,533	1,058	376,927	1,112	409,489	18,976,300	1,181,956	82,120	164,256	28,155	237,910	773,209	59,297	101,752	5,981,063	4,050,126	1,004,467	234,680	966,569	170,000	1854
1855	277,579	10,344	2,765	4,022	476	27,243	.....	526	147	255	171,100½	158,159	1,858,407	8,602,499	68,091	137,076	89,082	127,952	270,636	1,152	353,323	1,185	362,482	17,671,684	1,078,017	57,325	123,255	20,770	64,384	209,250	61,484	58,893	4,668,519	2,884,130	800,989	859,721	886,724	788,300	1855
1856	[b] 286,873	10,097	2,778	4,203	565	29,426	.....	461	154	314	186,033½	168,929	2,023,418	7,736,323	105,998	189,960	117,906	167,753	245,555	1,143	321,679	1,219	336,113	19,200,341	1,303,070	77,314	137,202	25,355	42,463	138,007	84,086	65,730	5,460,971	3,430,880	1,130,014	856,539	1,146,468	688,666	1856
1857	305,487	12,501	2,902	4,846	550	29,236	.....	395	157	284	184,513½	180,053	2,148,664	8,139,162	109,166	210,434	148,158	145,102	210,333	1,100	351,413	1,204	377,147	17,044,201	1,275,067	37,574	82,134	32,306	253,564	983,850	96,457	45,960	6,729,408	4,011,952	1,185,562	345,575	1,104,995	438,333	1857
1858	342,062	13,802	2,992	5,883	653	33,236	780	415	169	295	223,295½	200,713	2,110,604	7,581,762	92,843	216,397	162,162	169,214	240,633	1,141	348,984	1,254	366,825	13,553,835	1,126,486	29,085	53,186	1,450	254,907	994,960	113,649	89,200	6,059,366	4,186,277	1,379,675	76,776	1,209,796	360,770	1858
1859	[d] 336,572	14,415	3,295	5,642	739	32,840	753	406	177	549	247,542¾	214,684	2,190,976	5,162,671	119,701	308,213	204,371	135,167	252,627	1,250	363,121	1,299	387,015	16,988,016	1,458,005	17,376	37,275	532	435,995	1,698,078	173,935	132,984	6,597,053	4,768,049	1,522,668	816,822	1,425,028	433,138	1859
1860	348,546	14,233	2,945	6,562	798	34,767	685	405	193	745	260,798	251,497	2,408,586	6,119,163	180,662	368,862	226,493	109,216	155,316	1,424	427,835	1,438	431,484	12,809,362	1,123,699	13,647	28,794	136	483,012	1,876,049	233,877	183,761	7,519,285	5,072,020	1,319,779	560,729	1,321,724	726,231	1860
1861	[b] 358,278	14,681	3,222	5,343	849	37,874	820	437	184	788	297,575	233,220	2,271,923	5,615,054	146,091	342,067	218,820	189,936	222,594	1,327	366,236	1,391	379,460	12,745,891	1,396,426	60,638	60,816	.....	488,293	1,890,908	207,780	160,965	6,391,555	5,594,839	1,448,610	394,457	1,540,005	433,224	1861
1862	367,495	15,434	3,326	6,524	925	42,211	879	514	181	859	302,138½	273,389	2,620,383	6,145,651	125,541	476,522	305,234	{ 67,292 / [e] 357,280 }	216,988	1,493	454,837	1,568	467,356	13,482,139	1,283,818	71,281	104,030	.....	699,566	2,715,037	308,782	245,422	9,334,645	7,102,562	1,628,885	644,285	1,608,810	526,708	1862
1863	378,934	15,679	3,314	6,653	976	46,810	887	497	180	1,768	307,035	262,554	2,032,522	7,790,969	135,899	433,889	236,230	{ 92,016 / [e] 259,369 }	192,113	1,494	479,827	1,603	511,373	14,791,849	1,262,274	17,709	31,221	.....	605,722	2,361,949	298,038	220,181	8,319,576	6,936,839	1,550,047	649,116	2,064,299	537,795	1863
1864	392,589	16,881	3,480	6,445	1,022	48,427	975	590	174	2,084	318,854	284,567	1,924,119	8,271,520	164,154	549,012	270,171	{ 58,216 / [e] 165,616 }	112,719	1,849	607,168	1,842	647,057	25,827,917†	2,294,615†	61,056	100,654	.....	758,109	2,952,471	372,466	212,488	10,135,708†	9,037,832†	1,693,792[f]	290,983	1,862,245	464,656	1864
1865	411,388	17,283	3,578	6,596	1,069	53,453	1,123	686	175	2,132	378,254½	282,587	1,961,905	8,132,511	146,901	585,525	274,303	{ 101,350 / [e] 151,450 }	213,241	1,912	635,888	2,120	690,294	29,858,791†	2,283,560†	75,810	122,270	.....	682,521	2,647,668	382,968	214,158	10,635,507†	9,563,818†	1,938,656[g]	298,578	1,760,516[c]	554,278	1865
1866	431,412	16,950	3,462	7,361	1,155	59,594	1,255	770	159	2,389	451,225½	278,437	1,771,809	11,562,155	137,915	774,238	324,040	{ 109,177 / [e] 358,652 }	261,590	2,099	730,354	2,259	784,381	36,980,685†	2,830,348†	27,726	51,826	285	751,700	2,924,891	540,905	300,588	9,403,192†	9,913,839†	2,833,459[g]	419,720	2,125,414[g]	887,157	1866
1867	447,620	18,317	3,426	8,631	1,180	63,183	1,180	702	188	2,274	413,164	280,201	1,728,427	13,909,574	173,168	770,012	342,655	{ 119,044 / [e] 232,176 }	264,660	1,868	646,970	2,104	726,721	21,708,902	1,711,322	37,211	63,648	369	660,619	2,586,044	473,357	253,259	6,599,804	6,880,715	2,034,490[g]	534,966	2,249,521[g]	686,112	1867
1868	466,765	18,485	3,736	7,225	1,254	66,835	1,006	601	181	3,562	434,756¼	280,818	1,761,411	15,080,625	176,901	954,231	417,809	{ 149,945 / [e] 239,516 }	265,250	2,073	724,193	2,218	776,449	25,721,632	1,879,751	93,901	144,377	630	487,600	1,895,929	548,036	292,201	8,051,377	7,192,904	2,476,700[g]	1,617,112	2,646,303[g]	640,536	1868
1869	485,356	19,243	3,799	6,691	1,304	71,523	1,112	682	183	4,497	482,324½	280,304	1,795,904	14,989,923	175,924	919,774	346,146	{ 164,890 / [e] 397,328 }	319,613	2,022	741,369	2,236	833,248	51,269,672†	3,162,522†	96,667	167,536	4,515	641,069	2,489,145	595,553	298,195	8,392,753†	9,933,442†	2,590,217[g]	1,073,292	2,649,329[g]	616,476	1869
1870	502,861	19,648	3,848	6,558	1,381	74,503	1,037	601	187	6,862	426,976	337,597	2,195,096	16,308,585	243,066	868,564	316,836	{ 94,373 / [e] 229,318 }	250,843	1,858	689,820	2,066	771,942	47,440,610†	2,741,141†	134,262	223,787	3,674	410,547	1,585,736	578,389	267,681	7,757,281†	7,990,038†	2,490,203[g]	85,106	2,638,264[g]	660,089	1870
1871	[b] 519,182	20,143	3,953	6,407	1,450	77,889	1,084	628	190	6,827	417,801	304,100	2,014,888	16,278,697	213,193	898,784	316,340	{ 88,637 / [e] 358,682 }	261,401	1,891	706,019	2,123	794,460	65,611,953†	4,748,160†	150,452	245,727	1,275	535,492	2,074,937	565,429	256,690	9,609,508†	11,245,032†	2,908,153[h]	1,380,709	3,006,576[h]	595,923	1871
1872	539,190	20,250	3,925	7,468	1,464	106,691	1,073	643	188	7,769	454,634	328,408	2,287,660	17,560,048	218,904	1,012,426	396,198	{ 166,834 / [e] 749,586 }	432,373	2,011	774,490	2,091	813,550	50,233,453†	3,342,900†	105,233	176,798	401	543,197	2,110,299	669,110	307,861	9,208,496†	10,447,040†	3,592,979[h]	568,436	2,986,186[h]	652,437	1872
1873	560,275	21,444	4,384	7,611	1,508	110,287	1,166	647	182	8,268	456,825	334,462	2,794,327	20,501,506	240,680	1,192,862	665,747	{ 389,200 / [e] 1,391,719 }	845,410	2,161	874,804	2,212	887,674	31,606,846	2,201,910	66,504	106,138	1,977	665,676	2,590,145	773,079	526,089	10,471,483	9,387,873	3,937,410[h]	217,270	2,338,166[h]	427,286	1873
1874	584,278	22,178	4,343	8,652	1,547	119,133	1,311	700	172	9,241	464,957	346,691	2,856,699	22,872,882	219,958	1,304,567	790,225	{ 702,758 / [e] 1,586,282 }	1,111,041	2,217	1,016,369	2,168	974,525	75,156,924†	5,010,125†	63,348	99,649	3,257	482,076	1,874,837	872,980	632,247	11,293,739†	12,345,603†	4,664,568[h]	365,560	4,426,040[h]	591,254	1874

[a] Exclusive of the overland traffic.
[b] The Census was taken in 1821, 2, 3, 5, 8, 33, 6; population as above.
2nd March, 1841, population 130,856
2nd March, 1846, " 189,609
1st March, 1851, " 187,243
1st March, 1856, " 266,189
7th April, 1861, " 350,860
2nd April, 1871, " 503,981
The population from the year 1836 is estimated up to the end of each year.
[c] The reduction in the year 1851 was caused by the separation of Port Phillip from New South Wales.

[d] The reduction in the year 1859 was caused by the separation of Queensland from New South Wales.
[e] Lands conditionally sold under the "Crown Lands Alienation Act of 1861."
Price of land in 1825, 7s. 6d. to 10s. per acre.
The minimum price of land was 5s. per acre from 1832 to 1840; 12s. per acre, 1840-2. (20s. in Port Phillip, in 1841). 20s. per acre from 1843 to present time.
In 1822, 3, 4, 5, the accounts were kept in Spanish dollars and British money; generally in Spanish dollars.
Transportation ceased in 1840.
The Return of the Revenue and Expenditure previous to 1850 cannot be accurately ascertained. In addition to the above Expenditure, the Imperial Government paid large sums for the maintenance of Convicts and Military.

Gold discovered in May, 1851.
The Loans Expenditure previous to 1853 cannot be shown.
[f] Includes £270,543 proceeds of Treasury Bills, issued under the Act of Council 27th Vict., No. 8, to cover deficit of 1863 and previous years.
[g] The Revenue and Expenditure columns include "Church and School Lands Revenue," "Police Reward Fund," "Police Superannuation Fund," and "Superannuation Fund," 27th Vict., No. 11.
[h] Includes Trust Fund, Treasury Bills, &c.
[i] Includes the Gold received at the Mint from other Colonies, and converted into Bars and Coin.
† Inclusive of the Overland Traffic.

STATISTICAL REGISTER.

1874.

TABLE OF CONTENTS.

	Page.
Part I.—Population, Immigration, Vital Statistics, &c. ... ... (Embracing Returns numbered 1 to 19.)	1
Part II.—Religion, Education, and Crime ... ... (Embracing Returns numbered 20 to 35.)	15
Part III.—Trade and Commerce ... ... (Embracing Returns numbered 36 to 88.)	47
Part IV.—Mills and Manufactures... ... ... (Embracing Returns numbered 89 to 106.)	127
Part V.—Production... ... ... (Embracing Returns numbered 107 to 117.)	144
Part VI.—Monetary and Financial ... ... (Embracing Returns numbered 118 to 142.)	155
Part VII.—Miscellaneous ... ... (Embracing Returns numbered 143 to 179.)	213

ALPHABETICAL INDEX TO CONTENTS.

PAGE.

ACCOUNTS—KEPT IN STERLING MONEY 193

AGRICULTURE—
In each Police District 148
In the Settled and Pastoral Districts 152
Decennial Return 154

ALE, BEER, AND PORTER, IMPORTED—DUTY ON... ... 156

APPREHENSIONS BY THE POLICE 43

ARTILLERY GUNS 247

ASSESSMENTS ON RUNS 171

ASYLUMS—
Benevolent 8
Destitute Children's ... ... 9—19
Lunatic ... ... 4—9
Government—(Infirm and Destitute) 8
Asylum for Imbeciles and Institution for Idiots ... 6—9

AUCTIONEERS' LICENSES 172

AUSTRALASIAN COLONIES—STATISTICAL RETURN SHOWING PROGRESS OF ... ...

BACON IMPORTED—DUTY ON 156

BAGS AND SACKS IMPORTED—DUTY ON 156

BANKS—
Liabilities, Assets, &c.—Abstracts of 196
Coin in 194
" (Decennial Return) 195
Paper Currency in Circulation 195
Rates of Interest allowed by 194
New South Wales Savings' Bank—Deposit, &c. ... 198
" Rates of Interest, &c. 198
Government Savings' Bank—Deposits, &c. 199
Course of Exchange 193

BATTERIES 247

BAY-VIEW HOUSE LUNATIC ASYLUM ... ... 7—9

BEER, &c., IMPORTED—DUTY ON 156

BENEVOLENT ASYLUMS 8

BIRTHS—
In each Quarter of the Year 3
Decennial Return 3
Search Fees ... ...180—181

BISCUITS, IMPORTED—DUTY ON 156

BLUE IMPORTED—DUTY ON 156

BOATMEN—LICENSES 173

BOILING-DOWN ESTABLISHMENTS 141

BONDED DISTILLERIES AND SUGAR-HOUSES—DUTIES ... 156

BONDED WAREHOUSES—CHARGES 159

BOROUGHS AND MUNICIPAL DISTRICTS—RECEIPTS AND EXPENDITURE 209
Electors and Voters 250

BRANDS—FEES ON REGISTRATION 182

BRANDY—
Made in the Colony—(See "AGRICULTURE")... ... 148
Imported—Duty on 157
Colonial—Duty on 156

BUTTER AND CHEESE—
Imported (Decennial Return) 106
Exported (Ditto 106

CANDLES—MANUFACTURED DURING THE YEAR 139
" " (Decennial Return) 140
" Imported—Duty on 156

PAGE.

CARTERS' LICENSES—FEES 173

CATTLE—
Exported—Fees 190
Slaughtered for Tallow and Lard 141
" (Decennial Return) ... 142

CEMENT IMPORTED—DUTY ON 156

CHAPELS, &c. 16

CHARITABLE INSTITUTIONS 8

CHEESE IMPORTED—DUTY ON 156

CHURCHES, CHAPELS, &c. 16

CIGARS IMPORTED—DUTY ON 156

CITY NIGHT REFUGE AND SOUP KITCHEN 9

CIVIL JUSTICE... 240

CLOTHING—AVERAGE PRICES OF (DECENNIAL RETURN)... 13

COAL—
Raised at the Mines and Value... 145
" (Decennial Return) ... 146
Exported (Decennial Return) 110

COFFEE AND CHICORY IMPORTED—DUTY ON 156

COIN AND BULLION—
In the Colonial Treasury ... ...
In the Military Chest ... ... } 194
In the Banks ... ...
Exported 110
In the Branch Royal Mint 194
Issued at the Branch Royal Mint 200

COINS—IN CIRCULATION 195

COLLEGES 19

COLONIAL DISTILLED SPIRITS—DECENNIAL RETURN ... 142

COMFITS IMPORTED—DUTY ON 156

COMMITMENTS FOR TRIAL—
Supreme and Circuit Courts 36
Courts of Quarter Sessions 37

CONFECTIONERY IMPORTED—DUTY ON 156

CONVICTIONS—
Supreme and Circuit Courts 36
Courts of Quarter Sessions 37
Decennial Return 42
Cases summarily dealt with 43

CONVICTS—
Executed 42
" (Decennial Return) 42
Lunatics and Invalids ... ... 5—9

COPPER MINES 145

CORDAGE IMPORTED—DUTY ON 156

CORN FLOUR IMPORTED—DUTY ON 156

CRIME—
Commitments, Convictions, &c.—In Supreme and Circuit Courts 36
Commitments, Convictions, &c.—In Courts of Quarter Sessions 37
Convictions—(Decennial Return) 42
Summary Jurisdiction 43
Executions 42
Gaols and Prisoners 20

CROPS—LIENS ON 239
" Fees for Registration 180

PAGE.

CUSTOMS CHARGES—(See "DUTIES") 156

DATES IMPORTED—DUTY ON 156

DAY SCHOOLS ... ... 18—19

DEAF AND DUMB AND BLIND INSTITUTION ... ... 9—19

DEATHS—
In each Quarter of the Year 3
Decennial Return 3
Search Fees ... ...180—181

DESTITUTE CHILDREN'S ASYLUM ... ... 9—19

DISEASES IN GAOLS, &C. 11

DISTRICT COURTS CASES 241

DIVORCE AND MATRIMONIAL CAUSES—FEES 187

DOCK DUES 175

DOGS—REGISTRATION FEES 192

DOORS IMPORTED—DUTY ON 156

DRIED FRUITS IMPORTED—DUTY ON 156

DRUNKARDS PUNISHMENT ACT—FEES 191

DUES—
Tonnage 173
Fitz Roy Dry Dock 175

DUTIES—
On Goods Imported 156
Gold into Branch Royal Mint 158
Gold Exported 158
Stamp 159

ECCLESIASTICAL RETURN 16

EDUCATION—
Private Schools and Scholars in each Police District... 18
Summary of Schools and Scholars, &c. 19
Decennial Return 19
Sunday Schools 17
" (Decennial Return) 17

ELECTORAL RETURN 249

ELECTRIC TELEGRAPHS—TELEGRAMS, &C. 202
" Scale of Charges... 178

EMIGRATION SEAWARD 2

EXCHANGE—COURSE OF 193

EXECUTIONS—
Religion, Age, &c. ... ... } 42
Decennial Return ... ... }

EXPENDITURE—
Naval ... ... }
Military ... ... } 207
Volunteer Corps ... ... }

EXPORTS—
Gold—Duty on 158
Summary 48
Seaward—Articles and Value 74
Decennial Return—(Distinguishing Countries to which Exported) 104
Decennial Return—(the Produce or Manufacture of the Colony, &c.) 104
Overland *viâ* Albury 117
Corowa 119
Euston 122
Howlong 126
Maryland 126
Moama 121
Swan Hill Crossing 121
Tocumwall 125
Wentworth 123
Butter and Cheese—(Decennial Return) 106
Coal— (Ditto) 110
Gold and Coin— (Ditto) 110
Gold Dust and Coin, and Countries to which the same have been sent 110
Grain, &c.—(Decennial Return) 105
Hides and Leather—(Ditto) 108
Live Stock Seaward—(Ditto) 106
Salt Meat— (Ditto) 107
Tallow— (Ditto) 108
Timber— (Ditto) 109
Wool— (Ditto) 108

PAGE.

FEES—
Schedule of, taken in the various Public Offices ... 179
Colonial Secretary's Office 179
Lands Office 179
Supreme Court 183
Survey Office 179
Insolvency Court Office... 188
District Courts Office 189
Court of Claims 179
Coroners 190
Government Printing Office 189
Stamp Duties Office 159
Registrar General's Office 180
Marine Board 174
Miscellaneous 199

FERRIES—DUES 174

FISH IMPORTED—DUTY ON 156

FISHERIES—DECENNIAL RETURN 111

FITZ ROY DRY DOCK—DUES, &C. 175

FRUITS IMPORTED—DUTY ON 156

GAOLS AND PRISONERS 20
Diseases in 11

GINGER IMPORTED—DUTY ON 156

GLADESVILLE—HOSPITAL FOR THE INSANE ... ... 4—9

GLEBE ISLAND ABATTOIRS—FEES 190

GOLD—
Received by Escort from Gold Fields 144
" (Decennial Return)... ... 144
Duty on (Exported) 158
Imported into the Branch Royal Mint 200
" Charges on ... 158
Coined at the Branch Royal Mint 200
Exported 110
Licenses to dig for 171
Miners' Rights Issued 242

GOLD-MINING MACHINERY 243

GOVERNMENT ASYLUMS FOR THE INFIRM AND DESTITUTE 8

GRAIN—
Grown in the Colony—(See "AGRICULTURE") ... 148
Imported—(Decennial Return) 105
Exported (Ditto) 105
Average Price (Ditto) 13
Mills for Grinding and Dressing 128
" (Decennial Return)... 128

GUNS—ARTILLERY 247

HAMS IMPORTED—DUTY ON... 156

HARBOUR REMOVAL DUES 174

HAWKERS' AND PEDLERS' LICENSES 172

HIDES AND LEATHER—
Imported (Decennial Return) 107
Exported (Ditto) 108

HOME INSTITUTION 9

HOPS—IMPORTED—DUTY ON 156

HOSPITALS 8

HOSPITAL FOR THE INSANE, GLADESVILLE ... ... 4—9

HOUSE OF THE GOOD SHEPHERD 9

IMMIGRATION—
Arrivals Seaward 2
(Decennial Return) 4
Expense on account of, &c. (Decennial Return) ... 207

IMPORTS—
Duty on 156
Summary of 48
Seaward—Articles and Value 49
Decennial Return—(distinguishing the Countries from whence Imported) 104
Overland *viâ* Albury 116
Corowa 118
Euston 122
Howlong 125
Maryland 126
Moama 119
Swan Hill Crossing 121
Tocumwall... 124
Wentworth 123

PAGE.

IMPORTS (*continued*)—
Live Stock—Seaward (Decennial Return) 106
Butter and Cheese (Ditto) 106
Grain, &c. (Ditto) 105
Hides and Leather (Ditto) 107
Salt Meat (Ditto) 107
Timber (Ditto) 109

IMPOUNDING—FEES 192

INDUSTRIAL SCHOOL FOR GIRLS ... ... 9—19

INSOLVENCIES—DECENNIAL RETURN 242

INSOLVENT ESTATES PROCEEDINGS—FEES TAKEN IN ... 188

INVALIDS ... ... 4—9

IRON IMPORTED—DUTY ON 156

IRON MINES 145

JAMS AND JELLIES IMPORTED—DUTY ON 156

KEROSENE SHALE MINES 145

LANDS—
Sold 251
(Decennial Return) 254
Sold Conditionally since 1862 254
Set apart for public purposes 255
Fees on Grants of 179
Mortgages on 238
Registration Fees 180
Discharges of Mortgages on 238
Alienated 256
Unalienated 256
Average price per acre 257
Leased for Pastoral purposes (Decennial Return) ... 258
Revenue from, &c. 257
Crown Grants Registered 239

LARD—
Made in each Police District, &c. 141
(Decennial Return)... 142

LEATHER—
Imported (Decennial Return) 107
Exported (Ditto) 108

LICENSES—FOR VARIOUS PURPOSES—FEES ON 171
Issued to Publicans 245

LIENS—ON WOOL 238
„ Growing Crops 239
„ „ Registration Fees 180

LIVE STOCK—
In each Police District 146
Comparative Summary—Settled and Pastoral Districts 147
Decennial Return 147
Imported—Seaward (Decennial Return) 106
Exported—Seaward (Ditto) 106
Slaughtered for Tallow and Lard 141
„ „ (Decennial Return)... 142
Mortgages on (Decennial Return) 238
Discharges of Mortgages on (Decennial Return) ... 239
Registration Fees on Mortgage 180

LOCAL REVENUES 208

LUNATICS AND INVALIDS ... ... 4—9

LUNATIC RECEIVING-HOUSE, DARLINGHURST ... ... 7—9

MACHINERY USED IN GOLD-MINING 243

MAIZENA IMPORTED—DUTY ON 156

MALT IMPORTED—DUTY ON... 156

MANUFACTORIES, WORKS, &C. 129
„ „ (Decennial Return)... ... 137

MANUFACTURES—
Woollens 139
„ (Decennial Return) 139
Soap and Candles 139
„ (Decennial Return)... 139
Tobacco 140
„ (Decennial Return) 140
Sugar from Cane grown in the Colony 140
Refined Sugar—(Decennial Return) 141
Tallow and Lard 141
„ (Decennial Return) 142
Colonial Distilled Spirits—(Decennial Return) ... 142

MARINE BOARD—FEES 174

MARRIAGES—DECENNIAL RETURN 3
Search Fees ... ...180—181

PAGE.

MEASURES—
In use 193
Examining, Comparing, and Stamping—Fees... ... 191

METEOROLOGY 233

MILITARY—
Forces 247
Expenditure 207

MILLS AND MANUFACTURES—CONTENTS 127

MILLS—
For Grinding and Dressing Grain 128
Decennial Return 128

MINERS' RIGHTS AND BUSINESS LICENSES ISSUED ... 242
Fees 171

MINES 145

MINT, ROYAL BRANCH, SYDNEY—
Gold in 200
Import of Gold into—Duty on... 158
Gold Received and Issued since 1855 200
Gold Received by Escort 144
Charges 158

MISCELLANEOUS—CONTENTS 213

MONEY—
Coin and Bullion... 194
Paper Currency in Circulation 195

MONEY ORDERS—ISSUED AND PAID 205
Commission for Issuing 177

MORTGAGES—
On Land (Decennial Return) 238
Live Stock (Ditto) 238
Discharges of (Ditto) 239
Registration Fees 180

MUNICIPALITIES—
Sydney (City) 208
Other 209

MUSTARD IMPORTED—DUTY ON 156

NAILS IMPORTED—DUTY ON 156

NAUTICAL SCHOOL SHIP "VERNON" ... ... 9—19

NAVAL BRIGADE 247

NAVAL EXPENDITURE 207

NUTS IMPORTED—DUTY ON 156

OILMEN'S STORES IMPORTED—DUTY ON 156

OILS IMPORTED—DUTY ON 156

OPIUM IMPORTED—DUTY ON 156

ORPHAN SCHOOLS ... ... 9—19

PACKET LICENSES 172

PAINTS IMPORTED—DUTY ON 156

PAPER IMPORTED—DUTY ON 156

PARRAMATTA—LUNATIC ASYLUM ... ... 5—9

PAWNBROKERS' LICENSES—FEES 173

PEPPER IMPORTED—DUTY ON 156

PETTY SESSIONS—FEES 191

PILOTAGE AND LIGHT RATES... 174

POLICE OFFICES—FEES 191

POLITICAL FRANCHISE 249

POPULATION, EMIGRATION, &C.—CONTENTS 1

POPULATION ON 31ST DECEMBER 2
„ (Decennial Return) 2

POSTAGE RATES 176

POST OFFICES, AND LETTERS PASSING THROUGH SAME, &C. (DECENNIAL RETURN) 204

POUNDKEEPERS' FEES 192

PAGE.

POWDER—
Blasting and Sporting—Imported Duty on 157
Storage of 190

PRESERVES IMPORTED—DUTY ON 157

PRISONERS IN GAOLS 20

PRIVATE SCHOOLS ... ... 18—19

PRODUCTION—CONTENTS 143

PROTESTANT ORPHAN SCHOOL ... ... 9—19

PROVISIONS AND CLOTHING—AVERAGE PRICES OF (DECENNIAL RETURN) 13

PUBLICANS—LICENSES ISSUED TO 245

„ FEES FOR ISSUING 172

PUBLIC WORSHIP 16

PUBLIC SCHOOLS, &C. 19

PUBLIC WORKS 214

QUARANTINE—EXPENSE ON ACCOUNT OF 207

QUARTER SESSIONS CASES 37

RAGGED SCHOOLS 9

RAILWAYS—
Traffic during each Month of the Year 201
(Decennial Return) 202

RATES OF WAGES—Average (DECENNIAL RETURN) ... 12

REAL PROPERTY ACT—TRANSACTIONS UNDER 239

„ CROWN GRANTS REGISTERED ... 239

„ FEES 181

REFORMATORY AND INDUSTRIAL SCHOOLS ... ... 9—19

REGISTERED ELECTORS, &C. 249

RELIGION, EDUCATION, AND CRIME—CONTENTS 15

RICE IMPORTED—DUTY ON 157

ROADS TRUSTS 211

ROMAN CATHOLIC ORPHAN SCHOOL ... ... 9—19

ROPE IMPORTED—DUTY ON... 157

RUM DISTILLED IN THE COLONY (DECENNIAL RETURN)... 142

RUNS—RENTS AND ASSESSMENTS OF 171

SAGO IMPORTED—DUTY ON 157

SALT AND SALTPETRE IMPORTED—DUTY ON 157

SALT MEAT—
Imported (Decennial Return) 107
Exported (Ditto) 107

SARSAPARILLA IMPORTED—DUTY ON 157

SASHES IMPORTED—DUTY ON 157

SCHOOLS—
Under Council of Education 19
Protestant Orphan School ... ... 9—19
Roman Catholic Orphan School ... ... 9—19
Nautical School Ship "Vernon" ... . 9—19
Reformatory and Industrial Schools ... ... 9—19
Asylum for Destitute Children... ... ... 9—19
Sydney Female School of Industry 9
Deaf and Dumb and Blind Institution ... ... 9—19
Ragged Schools 9
Summary of Schools, and Scholars and Receipts ... 19
Public 19
Denominational 19
Private ... ...18—19
(Decennial Return) 19
Sunday 17
(Decennial Return) 17

SHEEP-OWNERS—CONTRIBUTIONS PAYABLE BY 190

SHIPPING—
Inwards—Countries from whence arrived 112
Nationality of 113
Entered at Ports 113
(Decennial Return) 113

SHIPPING—(*continued*)— PAGE.
Outwards—Countries to which departed 114
Nationality of 115
Cleared at Ports 115
(Decennial Return)... 115
Engaged in the Fisheries—(Decennial Return) ... 111
Built and Registered—Number, Tonnage, and Description 116
(Decennial Return) 116

SHIPPING MASTERS—ENGAGEMENT AND DISCHARGE OF CREWS—CHARGES 175

SLAUGHTER-HOUSES—INSPECTION FEE 190

SHOT IMPORTED—DUTY ON 157

SHUTTERS IMPORTED—DUTY ON 157

SOAP—
Manufactured during the Year... 139
(Decennial Return) 139

SODA CRYSTALS IMPORTED—DUTY ON 157

SPICES IMPORTED—DUTY ON 157

SPIRIT MERCHANTS—REGISTRATION FEES... 172

SPIRITS—
Imported—Duty on 157
Brandy made in the Colony—(See "AGRICULTURE") 148
Colonial Distilled—(Decennial Return) 142
Colonial Brandy—Duty on 156
Licenses to distil, and for rectifying and compounding 172

STAMP DUTIES 159

ST. PAUL'S COLLEGE 19

ST. JOHN'S COLLEGE... 19

STARCH IMPORTED—DUTY ON 157

STATISTICAL VIEW OF THE COLONY FROM EARLIEST PERIOD ...

SUCCADES IMPORTED—DUTY ON 157

SUGAR—
Made in the Colony, and number of Manufactories ... 140
Imported—Duty on 157
Refined—(Decennial Return) 141

SUGAR-CANE GROWN IN THE COLONY (See "AGRICULTURE") 148

SUICIDES—
In each Month of the Year 10
(Decennial Return) 10

SUNDAY SCHOOLS—
Of each Denomination 17
(Decennial Return) 17

SUMMARY JURISDICTION 43

SUPREME AND CIRCUIT COURTS—
Criminal Cases 36
Civil Cases 240
Fees 183

SYDNEY FEMALE SCHOOL OF INDUSTRY 9

SYDNEY FEMALE REFUGE 9

SYDNEY GRAMMAR SCHOOL 19

SYDNEY SAILORS' HOME 9

TALLOW—
Exported (Decennial Return) 108
Made in each Police District, &c. 141
(Decennial Return) 142

TAXES, DUTIES, &C. 156

TEA, IMPORTED—DUTY ON 157

TELEGRAMS 202
Charges for Transmission 178

TIMBER—
Imported (Decennial Return) 109
„ Duty on 157
Exported (Decennial Return) 109
Licenses to cut 172

TIN MINES 145

TOBACCO—
Imported—Duty on 157
Manufactured during the Year... 140
(Decennial Return) 140
Grown in the Colony—(See "AGRICULTURE") ... 148

	PAGE.
Tolls—Fees	173
Tonnage Duty	173
Town Allotments—("See "Land Sales")	251
Trade and Commerce—Contents	47
Trade Marks—Registration Fees	182
Treacle and Molasses Imported—Duty on	157
Turpentine Imported—Duty on...	157
University of Sydney	19
Vaccination	248
Varnish Imported—Duty on	157
"Vernon"—Nautical School Ship	9—19
Vessels—(See "Shipping")	112
Vinegar Imported—Duty on	157
Vineyards—(See "Agriculture")	148
Volunteer Corps and Companies	246
„ Naval Brigade	247
„ „ Expense on account of...	207
Wages—Average Rates of (Decennial Return) ...	12
Warehouses, Bonded—Duty on	159
Waterworks	208—232
Weights in Use	193
„ Comparing and Stamping—Fees ...	191
Whale Fisheries—(Decennial Return)	111
Wharfage Rates	165
Wine—	
Imported—Duty on	157
Made in the Colony—(See "Agriculture")... ...	148
Wine, Cider, and Perry—License Fees	158
Wool—	
Exported (Decennial Return)	108
Liens on (Ditto)	238
Registration Fees	180
Woollens—	
Manufactured	139
(Decennial Return)...	139
Woolpacks Imported—Duty on	157

STATISTICAL REGISTER

OF

NEW SOUTH WALES,

1874.

PART I.

POPULATION, IMMIGRATION, VITAL STATISTICS, &c.

CONTENTS.

Number of Return.		Page.
1	Population on 31 December	2
2	„ (Decennial Return)	2
3	Marriages (Decennial Return)...	3
4	Births and Deaths—for each Quarter of the Year	3
5	„ „ (Decennial Return)	3
6	Immigration (Decennial Return)	4
7	The Hospital for the Insane, Gladesville	4
8	Free Lunatics—Parramatta	5
9	Convict Lunatics and Invalids—Parramatta	5
10	Lunatic Asylum for Imbeciles and Institution for Idiots, Newcastle	6
11	Lunatic Receiving House, Darlinghurst	7
12	Bay View House Lunatic Asylum, Cook's River Road	7
13	Charitable Institutions	8
14	Suicides—Distinguishing modes of Death, and Number in each Month	10
15	„ (Decennial Return)	10
16	Diseases in the several Gaols	11
17	Diseases in Police Gaols	11
18	Average Rates of Wages (Decennial Return)	12
19	Average Prices of Provisions and Clothing (Decennial Return)	13

POPULATION.

No. 1.—RETURN of the INCREASE and DECREASE of the POPULATION of the Colony, from the 1st of January to the 31st of December, 1874, and of the total Number on the latter date.

	Males.		Females.		Total.	General Total.
IMMIGRATION AND BIRTHS—						
Increase by Immigration (Seaward)	[a]22,381		7,375		29,756	
Births	11,323		10,855		22,178	
TOTAL INCREASE	.....	33,704	.....	18,230	.....	51,934
EMIGRATION AND DEATHS—						
Decrease by Departure (Seaward)	[b]14,564		4,715		19,279	
Deaths	5,022		3,630		8,652	
TOTAL DECREASE...	.....	19,586	.....	8,345	.....	27,931
NET INCREASE		14,118		9,885	.....	24,003
Estimated Population on 31st December, 1873 ...	.....	307,329	.....	252,946	.....	560,275
Estimated Population on 31st December, 1874 ...	.....	321,447	.....	262,831	.....	584,278

[a] Includes 865 Chinese.

[b] Includes 933 Chinese.

N.B.—There are no means of ascertaining the overland migration between New South Wales and the neighbouring Colonies.

No. 2.—DECENNIAL RETURN of the POPULATION of the Colony.

Year.	Estimated Population on 31st December.			Year.	Estimated Population on 31st December.		
	Males.	Females.	Total.		Males.	Females.	Total.
1865	227,196	184,192	411,388	1870	280,350	222,511	502,861
1866	239,820	191,592	431,412	1871	284,151	235,031	519,182
1867	248,512	199,108	447,620	1872	295,680	243,510	539,190
1868	260,414	206,351	466,765	1873	307,329	252,946	560,275
1869	271,005	214,351	485,356	1874	321,447	262,831	584,278

MARRIAGES.

No. 3.—DECENNIAL RETURN of the Number of MARRIAGES registered in the Colony.

DENOMINATION.	1865.	1866.	1867.	1868.	1869.	1870.	1871.	1872.	1873.	1874.
	No.	No.	No.	No.	No.	No.	No.	No.	No.	No.
Church of England	886	856	832	1,024	1,018	1,159	1,232	1,381	1,547	1,572
Roman Catholic	934	873	881	912	901	908	885	836	992	837
Presbyterian	935	856	767	698	663	548	648	827	914	886
Wesleyan Methodist	349	349	303	333	313	363	364	397	462	518
Primitive Methodist	54	49	49	51	58	70	60	73	60	60
Congregationalist	97	90	100	96	106	82	99	148	164	180
Baptist	34	49	38	21	25	37	30	51	44	52
Unitarian	4	1	2	2	4	3	4	3	3	1
Hebrew	11	13	9	13	13	4	10	6	10	10
Protestant Episcopal	.....	.....	.....	.....	.....	.....	.....	.....	2	5
Christian Israelite	1	2	.....	.....	.....	.....	.....	.....	.....	.....
Free Church of England ...	21	45	186	350	446	451	395	.....	.....	.....
German Evangelical	.....	1	3	2	2	7	4	9	7	14
Christians...	.....	.....	.....	1	6	1	3	3	.....	.....
Free Gospel Church	.....	.....	.....	.....	1	.....	.....	.....	.....	.....
Registrars Offices	252	278	256	233	243	215	219	191	179	208
TOTALS	3,578	3,462	3,426	3,736	3,799	3,848	3,953	3,925	4,384	4,343

BIRTHS AND DEATHS.

No. 4.—RETURN of the Number of BIRTHS and DEATHS of both Sexes, registered in the Colony during each Quarter of the Year 1874.

Quarter ending—	Births.			Quarter ending—	Deaths.		
	Males.	Females.	Total.		Males.	Females.	Total.
31 March	2,709	2,514	5,223	31 March	1,202	906	2,108
30 June	2,705	2,686	5,391	30 June	1,210	891	2,101
30 September ...	2,961	2,923	5,884	30 September ...	1,238	825	2,063
31 December ...	2,948	2,732	5,680	31 December ...	1,372	1,008	2,380
TOTAL ...	11,323	10,855	22,178	TOTAL ...	5,022	3,630	8,652

No. 5.—DECENNIAL RETURN of BIRTHS and DEATHS registered in the Colony.

Year.	Births.			Year.	Deaths.		
	Males.	Females.	Total.		Males.	Females.	Total.
1865	8,824	8,459	17,283	1865	3,944	2,652	6,596
1866	8,833	8,117	16,950	1866	4,396	2,965	7,361
1867	9,357	8,960	18,317	1867	5,122	3,509	8,631
1868	9,557	8,928	18,485	1868	4,279	2,946	7,225
1869	9,872	9,371	19,243	1869	3,972	2,719	6,691
1870	10,009	9,639	19,648	1870	4,009	2,549	6,558
1871	10,326	9,817	20,143	1871	3,882	2,525	6,407
1872	10,276	9,974	20,250	1872	4,442	3,026	7,468
1873	10,952	10,492	21,444	1873	4,599	3,012	7,611
1874	11,323	10,855	22,178	1874	5,022	3,630	8,652

IMMIGRATION.

No. 6.—DECENNIAL RETURN of the Number of IMMIGRANTS who arrived in the Colony from the United Kingdom.

Year.	Immigrants at the Public Expense.							Immigrants at their own Expense.							Total Number of Immigrants arrived.					Religion of Immigrants at the Public Expense.			Native Countries of Immigrants at the Public Expense.			
	Adults.			Children.			Total.	Adults.			Children.			Total.	Adults.			Children.	General Total.	Protestants.	Roman Catholics.	Other Religions.	England and Wales.	Scotland.	Ireland.	Other Countries.
	Male.	Female.	Total.	Male.	Female.	Total.		Male.	Female.	Total.	Male.	Female.	Total.		Male.	Female.	Total.									
1865 ...	1,073	1,214	2,287	213	217	430	2,717	362	182	544	53	44	97	641	1,435	1,396	2,831	527	3,358	974	1,732	11	495	155	2,041	26
1866 ...	501	543	1,044	92	68	160	1,204	332	219	551	51	46	97	648	833	762	1,595	257	1,852	369	830	5	190	64	937	13
1867 ...	385	435	820	66	58	124	944	547	493	1,040	117	78	195	1,235	932	928	1,860	319	2,179	302	642	.....	123	57	759	5
1868 ...	183	215	398	41	31	72	470	393	253	646	51	56	107	753	576	468	1,044	179	1,223	187	282	1	99	41	324	6
*1869 ...	...	...	...	...	...	...	*47	...	...	.....	...	...	...	.....	412	263	675	102	777	.....	.....	.....	.....	.....	...	.....
1870 ...	...	...	...	...	...	...	...	...	...	.....	...	...	...	.....	474	348	822	198	1,020	.....	.....	.....	.....	.....	...	.....
1871 ...	28	299	327	15	15	30	357	376	248	624	68	63	131	755	404	547	951	161	1,112	281	76	.....	259	10	75	13
1872 ...	25	271	296	16	14	30	326	248	172	420	51	45	96	516	273	443	716	126	842	261	65	.....	240	70	7	9
1873 ...	13	119	132	3	5	8	140	518	238	756	77	60	137	893	531	357	888	145	1,033	108	32	.....	104	2	34	.....
1874 ...	427	411	838	109	133	242	1,080	342	218	560	32	13	45	605	769	629	1,398	287	1,685	721	359	.....	533	108	433	6

* 1869—The Government Immigration Regulations were cancelled in 1867; immigration therefore in fact ceased in 1868, but at the commencement of 1869 47 individuals arrived, being those who failed to avail themselves of their embarkation orders in the early part of 1868.

NOTE.—1874—The total number of persons arriving in the Colony was 29,756. This number includes *Intercolonial* as well as *Foreign* arrivals.

THE HOSPITAL FOR THE INSANE, GLADESVILLE.

No. 7.—RETURN showing the Admissions, Re-admissions, Discharges, Deaths, &c., of PATIENTS, in the HOSPITAL FOR THE INSANE, GLADESVILLE, during the Year 1874.

In the Hospital on 31 December, 1873.			Admissions in the Year 1874.									Total Number of Patients under care.			Patients discharged, died, and escaped.															Remaining in the Hospital on 31 December, 1874.			Average numbers resident during the Year 1874.			Percentage of Recoveries on Admissions during the Year 1874.			Percentage of Patients relieved during the Year 1874.			Percentage of Deaths on average numbers resident.		
			Admitted for the first time.			Re-admitted.			Total.						Discharged recovered.			Discharged relieved.			Removed not improved.			Died.			Escaped and not recaptured within 14 days.			Total Number discharged, died, and escaped.																	
M.	F.	Total.	M.	F.	Total.	M.	F.	Total.	M.	F.	Total.	M.	F.	Total.	M.	F.	Total.	M.	F.	Total.	M.	F.	Total.	M.	F.	Total.	M.	F.	Total.	M.	F.	Total.	M.	F.	Total.	M.	F.	Total.	M.	F.	Total.	M.	F.	Total.
267	294	561	157	105	262	29	21	50	186	126	312	453	420	873	51	41	92	8	13	21	49	104	153	40	15	55	1	...	1	149	173	322	304	247	551	280	301	581	27·43	32·54	29·48	4·30	10·31	6.73	14·28	4·98	9·46

Native Countries of the Patients.									Ages of the Patients.															
British-born		Colonial-born.		Foreign-born.		Total.			10 to 20 years.		20 to 30 years.		30 to 40 years.		40 to 50 years.		50 to 60 years.		60 years and upwards		Total.			
M.	F.	M.	F.	M.	F.	M.	F.	Total.	M.	F.	M.	F.	M.	F.	M.	F.	M.	F.	M.	F.	M.	F.	M.	F.	Total.
302	314	96	103	55	3	453	420	873	24	29	75	81	138	130	111	57	62	53	43	30	453	420	873	

FREE LUNATICS, PARRAMATTA.

No. 8.—RETURN showing the Admissions, Re-admissions, Discharges, Deaths, &c., of PATIENTS in the FREE LUNATIC ASYLUM, PARRAMATTA, during the Year 1874.

	In the Asylum on 31 December, 1873.			Admissions in the Year 1874.						Total Number of Patients under care.			Patients discharged, died, and escaped.															Remaining in the Asylum on 31 December, 1874.			Average numbers resident during the Year 1874.			Percentage of Recoveries on Admissions during the Year 1874.			Percentage of Patients relieved during the Year 1874.			Percentage of Deaths on average numbers resident.		
				Admitted for the first time.			Re-admitted.			Total.			Discharged recovered.			Discharged relieved.			Removed not improved.			Died.			Escaped and not recaptured within 14 days.			Total number discharged, died, and escaped.														
	M.	F.	Total.	M.	F.	Total.	M.	F.	Total.	M.	F.	Total.	M.	F.	Total.	M.	F.	Total.	M.	F.	Total.	M.	F.	Total.	M.	F.	Total.	M.	F.	Total.	M.	F.	Total.	M.	F.	Total.	M.	F.	Total.	M.	F.	Total.
Lunatics	538	208	746	31	15	46	2	...	2	33	15	48	571	223	794	9	1	10	4	...	4	...	...	...	32	22	54	1	...	1	...	23	69	525	200	725	528	204	732	27·27	66·66	20·83	12·12	...	8·33	6·06	10·78	7·37
Invalids	...	...	...	...	...	...	...	...	...	...	...	...	...	...	...	...	...	...	...	...	...	...	...	...	...	...	...	...	...	...	...	...	...	...	...	...	...	...	...	...	...	...
TOTAL	538	208	746	31	15	46	2	...	2	33	15	48	571	223	794	9	1	10	4	...	4	...	...	...	32	22	54	1	...	1	46	23	69	525	200	725	528	204	732	27·27	66·66	20·83	12·12	...	8·33	6·06	10·78	7·37

	Native Countries of the Patients.									Ages of the Patients.																				
	British-born.		Colonial-born.		Foreign-born.		Total.			10 to 20 years.		20 to 30 years.		30 to 40 years.		40 to 50 years.		50 to 60 years.		60 years and upwards.		Total.								
	M.	F.	M.	F.	M.	F.	M.	F.	Total.	M.	F.	M.	F.	M.	F.	M.	F.	M.	F.	M.	F.	M.	F.	Total.					
Lunatics	420	191	60	25	91	7	571	223	794	1	.....	47	17	165	51	172	66	94	57	92	32	571	223	794					
Invalids	.....	.....	.....	.....	.....	.....	.....	.....	.....	.....	.....	.....	.....	.....	.....	.....	.....	.....	.....	.....	.....	.....	.....	.....					
TOTAL	420	191	60	25	91	7	571	223	794	1	.....	47	17	165	51	172	66	94	57	92	32	571	223	794					

CONVICT LUNATICS AND INVALIDS, PARRAMATTA.

No. 9.—RETURN showing the Admissions, Re-admissions, Discharges, Deaths, &c., of PATIENTS in the CONVICT LUNATIC AND INVALID ESTABLISHMENT, PARRAMATTA, during the Year, 1874.

	In the Asylum on 31 December, 1873.			Admissions in the Year 1874.						Total Number of Patients under care.			Patients discharged, died, and escaped.															Remaining in the Establishment on 31 December, 1874.			Average numbers resident during the Year 1874.			Percentage of Recoveries on Admissions during the Year 1874.			Percentage of Patients relieved during the Year 1874.			Percentage of Deaths on average numbers resident.		
				Admitted for the first time.			Re-admitted.			Total.			Discharged recovered.			Discharged relieved.			Removed not improved.			Died.			Escaped and not recaptured within 14 days.			Total number discharged, died, and escaped.														
	M.	F.	Total.	M.	F.	Total.	M.	F.	Total.	M.	F.	Total.	M.	F.	Total.	M.	F.	Total.	M.	F.	Total.	M.	F.	Total.	M.	F.	Total.	M.	F.	Total.	M.	F.	Total.	M.	F.	Total.	M.	F.	Total.	M.	F.	Total.
Lunatics	32	7	39	...	...	...	...	...	...	...	...	...	32	7	39	...	...	...	...	...	...	...	...	...	...	...	...	...	...	...	27	7	34	30	...	37	...	...	...	...	...	...	16·66	...	13·51
Invalids	...	...	...	...	...	...	...	...	...	...	...	...	...	...	...	...	...	...	...	...	...	5	...	5	...	...	...	5	...	5	...	...	...	...	...	...	...	...	...	...	...	...	...	...
TOTAL	32	7	39	...	...	...	...	...	...	...	...	...	32	7	39	...	...	...	...	...	...	...	...	5	...	...	...	5	...	5	27	...	34	30	7	37	...	...	...	...	...	...	16·66	...	13·51

	Native Countries of the Patients.									Ages of the Patient.																				
	British-born.		Colonial-born.		Foreign-born.		Total.			10 to 20 years.		20 to 30 years.		30 to 40 years.		40 to 50 years.		50 to 60 years.		60 years and upwards.		Total.								
	M.	F.	M.	F.	M	.	M.	F.	Total.	M.	F.	M.	F.	M.	F.	M.	F.	M.	F.	M.	F.	M.	F.	Total.					
Lunatics	31	7	.....	.....	1	.....	32	7	39	.....	.....	.....	.....	.....	.....	2	2	17	3	13	2	32	7	39					
Invalids	.....	.....	.....	.....	.....	.....	.....	.....	.....	.....	.....	.....	.....	.....	.....	.....	.....	.....	.....	.....	.....	.....	.....	.....					
TOTAL	31	7	.....	.....	1	.....	32	7	39	.....	.....	.....	.....	.....	.....	2	2	17	3	13	2	32	7	39					

LUNATIC ASYLUM FOR IMBECILES AND INSTITUTION FOR IDIOTS, NEWCASTLE.

(Opened for the reception of Patients on the 6th October, 1871.)

No. 10.—RETURN showing the Admissions, Re-admissions, Discharges, Deaths, &c., of IMBECILES AND IDIOTS in the INSTITUTION AT NEWCASTLE, during the Year 1874.

In the Asylum on 31 December, 1873.			Admissions in the Year 1874.									Total Number of Patients under care.			Patients discharged, died, and escaped.																		Remaining in the Institution on 31 Dec., 1874.			Average numbers resident during the Year 1874.			Percentage of Recoveries on Admissions during the Year 1874.			Percentage of Patients relieved during the Year 1874.			Percentage of Deaths on average numbers resident.		
			Admitted for the first time.			Re-admitted.			Total.						Discharged recovered.			Discharged relieved.			Removed not improved.			Died.			Escaped and not recaptured within 14 days.			Total Number discharged, died, and escaped.																	
M.	F.	Total.	M.	F.	Total.	M.	F.	Total.	M.	F.	Total.	M.	F.	Total.	M.	F.	Total.	M.	F.	Total.	M.	F.	Total.	M.	F.	Total.	M.	F.	Total.	M.	F.	Total.	M.	F.	Total.	M.	F.	Total.	M.	F.	Total.	M.	F.	Total.	M.	F.	Total.
100	32	132	26	18	44	...	...	...	26	18	44	126	50	176	2	...	2	...	...	...	...	...	...	9	1	10	...	...	...	11	1	12	115	49	164	108	34	142	7·69	...	4·54	...	...	...	8·33	2·94	7·04

Native Countries of the Patients.									Ages of the Patients.															
British-born.		Colonial-born.		Foreign-born.		Total.			10 to 20 years.		20 to 30 years.		30 to 40 years.		40 to 50 years.		50 to 60 years.		60 years and upwards.		Total.			
M.	F.	M.	F.	M.	F.	M.	F.	Total.	M.	F.	M.	F.	M.	F.	M.	F.	M.	F.	M.	F.	M.	F.	M.	F.	Total.
52	10	66	40	8	.....	126	50	176	54	24	24	18	10	2	14	2	17	.....	7	4	126	50	176	

NOTE.—Of the admissions 8 were original admissions, and 36 transferred from the Gladesville Hospital.

LUNATIC RECEIVING-HOUSE, DARLINGHURST.

No. 11.—RETURN showing the Admissions, Re-admissions, Discharges, Deaths, &c., of PATIENTS in the LUNATIC RECEIVING-HOUSE, DARLINGHURST, during the Year 1874.

In the Asylums on 31 December, 1873.			Admissions in the Year 1874.									Total number of Patients under care.			Patients discharged, died, and escaped.															Remaining in the Asylum on 31 December, 1874.			Average numbers resident during the Year 1874.			Percentage of Recoveries on Admissions during the Year 1874.			Percentage of Patients relieved during the Year 1874.			Percentage of Deaths on average numbers resident.		
			Admitted for the first time.			Re-admitted.			Total.						Discharged recovered.			Discharged relieved.			Removed not improved.			Died.			Escaped and not recaptured within 14 days.			Total number discharged, died, and escaped.																	
M.	F.	Total.	M.	F.	Total.	M.	F.	Total.	M.	F.	Total.	M.	F.	Total.	M.	F.	Total.	M.	F.	Total.	M.	F.	Total.	M.	F.	Total.	M.	F.	Total.	M.	F.	Total.	M.	F.	Total.	M.	F.	Total.	M.	F.	Total.	M.	F.	Total.
1	4	5	135	77	212	16	12	28	151	89	240	152	93	245	7	5	12	11	5	16	127	83	210	1	...	1	...	...	...	146	93	239	6	...	6	3	1	4	4·63	5·61	5·00	7·28	5·61	6·66	33·33	...	25·00

Native Countries of the Patients.									Ages of the Patients.															
British-born.		Colonial-born.		Foreign-born.		Total.			10 to 20 years.		20 to 30 years.		30 to 40 years.		40 to 50 years.		50 to 60 years.		60 years and upwards.		Total.			
M.	F.	M.	F.	M.	F.	M.	F.	Total.	M.	F.	M.	F.	M.	F.	M.	F.	M.	F.	M.	F.	M.	F.	M.	F.	Total.
105	62	29	29	18	2	152	93	245	7	8	29	21	44	36	49	20	14	3	9	5	152	93	245	

BAY-VIEW HOUSE LUNATIC ASYLUM, COOK'S RIVER ROAD.

No. 12.—RETURN showing the Admissions, Re-admissions, Discharges, Deaths, &c., of PATIENTS in the BAY-VIEW HOUSE ASYLUM, COOK'S RIVER ROAD, during the Year 1874.

In the Asylum on 31 December, 1873.			Admissions in the Year 1874.									Total number of Patients under care.			Patients discharged, died, and escaped.															Remaining in the Asylum on 31 December, 1874.			Average numbers resident during the Year 1874.			Percentage of Recoveries on Admissions during the Year 1874.			Percentage of Patients relieved during the Year 1874.			Percentage of Deaths on average numbers resident.		
			Admitted for the first time.			Re-admitted.			Total.						Discharged recovered.			Discharged relieved.			Removed not improved.			Died.			Escaped and not recaptured within 14 days.			Total number discharged, died, and escaped.																	
M.	F.	Total.	M.	F.	Total.	M.	F.	Total.	M.	F.	Total.	M.	F.	Total.	M.	F.	Total.	M.	F.	Total.	M.	F.	Total.	M.	F.	Total.	M.	F.	Total.	M.	F.	Total.	M.	F.	Total.	M.	F.	Total.	M.	F.	Total.	M.	F.	Total.
5	43	48	5	70	75	1	4	5	6	74	80	11	117	128	...	4	4	2	2	4	1	1	2	...	4	4	...	...	...	3	11	14	8	106	114	6	40	46	...	5·40	5·00	33·33	2·70	5·00	...	10·00	8·69

Native Countries of the Patients.									Ages of the Patients.															
British-born.		Colonial-born.		Not known.		Total.			10 to 20 years.		20 to 30 years.		30 to 40 years.		40 to 50 years.		50 to 60 years.		60 years and upwards and ages not known.		Total.			
M.	F.	M.	F.	M.	F.	M.	F.	Total.	M.	F.	M.	F.	M.	F.	M.	F.	M.	F.	M.	F.	M.	F.	M.	F.	Total.
7	83	4	26	...	8	11	117	128	...	...	3	23	2	44	4	17	2	21	...	12	11	117	128	

NOTE.—This Return includes 104 Government incurable patients under treatment. Of the number died 3 were Government patients.

CHARITABLE INSTITUTIONS.

No. 13.—RETURN showing the Number of CHARITABLE INSTITUTIONS in the Colony in the Year 1874, as well as the Number of Persons Admitted, Discharged, Died, &c.; also the Receipts and Disbursements during the same period.

INSTITUTIONS.	In the Establishment on 31 Dec., 1873			Admitted during the Year 1874.			Discharged, &c., during the Year 1874.			Died during the Year 1874.			Remaining in the Establishment on 31 Dec., 1874.			Paupers receiving out-door Relief during the Year 1874.			Receipts during the Year 1874.			Disbursements during the Year 1874.
	M.	F.	Total.	M.	F.	Total.	M.	F.	Total.	M.	F.	Total.	M.	F.	Total.	M.	F.	Total.	From Government.	From Voluntary Contributions.	Total.	
																			£ s. d.	£ s. d.	£ s. d.	£ s. d.
HOSPITALS—																						
Sydney Infirmary and Dispensary	156	71	227	1,551	744	2,295	1,360	662	2,022	221	89	310	126	64	190	...	...	6,013	9,745 8 7	3,408 5 11	13,153 14 6	11,845 0 1
St. Vincent's (Sydney)	14	16	30	178	144	322	155	134	289	13	8	26	19	18	37	469	908	1,377	.....	1,216 2 6	1,216 2 6	1,277 17 11
Adelong (closed)	...	...	.....	...	...	.....	...	...	.....	...	...	.....	...	...	.....	...	...	.....	.....	.....	.....	.....
Albury	10	...	10	117	33	150	102	29	131	17	3	20	8	1	9	22	14	36	500 0 0	720 9 8	1,220 9 8	1,192 10 3
Araluen (No return)	...	...	.....	...	...	.....	...	...	.....	...	...	.....	...	...	.....	...	...	.....	.....	.....	.....	.....
Armidale and New England	10	1	11	69	6	75	63	6	69	7	...	7	9	1	10	...	...	.....	569 19 9	402 9 7	972 9 4	575 6 3
Bathurst	17	4	21	161	33	194	129	34	163	24	3	27	25	...	25	12	5	17	460 17 3	611 0 3	1,071 17 6	990 1 9
Bourke	9	...	9	50	...	50	47	...	47	8	...	8	4	...	4	...	...	.....	347 18 1	222 3 10	570 1 11	667 14 8
Braidwood	3	2	5	33	6	39	30	4	34	4	3	7	2	1	3	...	...	.....	67 15 6	119 8 9	187 4 3	315 4 5
Carcoar	10	...	10	56	4	60	55	3	58	5	...	5	6	1	7	5	...	5	100 0 0	190 8 7	290 8 7	435 5 0
Cooma	1	...	1	22	2	24	18	2	20	4	...	4	1	...	1	...	...	.....	214 5 9	214 5 9	428 11 6	195 9 10
Deniliquin	11	...	11	103	2	105	95	1	96	6	...	6	13	1	14	93	26	119	460 7 4	510 17 9	971 5 1	937 14 11
Dubbo	4	1	5	71	3	74	57	4	61	8	...	8	10	...	10	10	2	12	253 6 11	233 13 7	487 0 6	850 7 7
Forbes	8	...	8	46	7	53	33	5	43	10	2	12	6	...	6	19	7	26	400 0 0	476 8 1	876 6 1	606 12 9
Glen Innes	...	...	.....	...	...	.....	...	...	.....	.....	...	.....	...	...	.....	...	...	.....	.....	.....	.....	.....
Goulburn	3	...	3	50	12	62	42	11	53	8	...	8	3	1	4	11	7	18	363 6 3	277 1 11	640 8 2	553 14 11
Grafton	4	...	4	52	11	63	47	10	57	6	1	7	3	...	3	...	...	.....	250 17 4	196 17 9	447 15 1	543 2 2
Grenfell	2	...	2	15	15	30	16	13	29	1	2	3	...	...	.....	...	...	.....	123 12 6	149 9 6	273 2 0	281 9 11
Gulgong	14	...	14	101	9	110	88	8	96	18	1	19	9	...	9	...	...	.....	607 13 11	268 12 4	876 6 3	886 16 10
Gundagai	5	...	5	26	3	29	26	3	29	4	...	4	1	...	1	...	...	.....	200 0 0	301 1 8	501 1 8	464 19 6
Hay	12	...	12	115	...	115	103	...	103	10	...	10	14	...	14	...	...	.....	250 0 0	583 14 7	833 14 7	830 8 10
Hill End	3	...	3	34	9	43	28	7	35	7	1	8	2	1	3	29	11	40	474 16 8	166 1 5	640 18 1	575 15 3
Maitland	13	4	17	156	46	202	145	43	188	12	3	15	12	4	16	...	...	138	600 0 0	437 1 2	1,037 1 2	777 3 11
Menindee (closed)	...	...	.....	...	...	.....	...	...	.....	...	...	.....	...	...	.....	...	...	.....	.....	.....	.....	.....
Mudgee	15	1	16	87	4	91	86	3	89	4	1	5	12	1	13	5	2	7	150 0 0	387 18 4	537 18 4	686 5 4
Murrurundi	1	...	1	80	8	88	74	7	81	4	...	4	3	1	4	1	...	1	202 1 4	387 19 0	590 0 4	452 10 8
Muswellbrook	3	1	4	47	8	55	45	8	53	4	1	5	1	...	1	2	...	2	133 5 4	102 10 2	235 15 6	262 14 4
Narrabri (Asylum also)	5	1	6	47	2	49	40	2	42	7	1	8	5	...	5	...	...	.....	149 19 10	431 12 4	581 12 2	346 19 6
Newcastle	13	2	15	137	22	159	130	22	152	10	1	11	10	1	11	16	7	23	333 0 0	685 15 9	1,018 15 9	876 0 10
Orange	5	1	6	67	5	72	58	5	63	9	1	10	5	...	5	...	...	.....	417 5 7	407 16 2	825 1 9	908 15 0
Parramatta	2	1	3	43	23	66	35	18	53	7	4	11	3	2	5	...	...	.....	171 16 2	167 18 10	339 15 0	371 11 3
Penrith (closed)	...	...	.....	...	...	.....	...	...	.....	...	...	.....	...	...	.....	...	...	.....	.....	.....	.....	.....
Port Macquarie (closed)	...	...	.....	...	...	.....	...	...	.....	...	...	.....	...	...	.....	...	...	.....	.....	.....	.....	.....
Port Stephens	...	...	.....	2	1	3	2	1	3	...	...	.....	...	...	.....	...	...	.....	17 16 0	10 11 0	28 7 0	55 1 5
Queanbeyan	1	...	1	21	6	27	15	6	21	4	...	4	3	...	3	...	...	.....	71 14 7	160 11 4	232 5 11	227 8 0
Scone (Asylum also)	4	1	5	44	6	50	36	5	41	6	...	6	6	2	8	3	4	7	172 7 3	203 2 2	375 9 5	352 5 3
Sofala	2	...	2	5	...	5	7	...	7	...	...	.....	...	...	.....	3	...	3	57 11 4	44 14 2	102 5 6	144 3 6
Tamworth	11	...	11	107	16	123	110	10	120	5	4	9	3	2	5	5	2	7	291 17 10	191 15 8	483 13 6	577 8 2
Tenterfield	...	...	.....	18	2	20	11	2	13	7	...	7	...	...	.....	...	...	.....	53 16 10	208 12 3	262 9 1	263 10 3
Warialda	...	...	.....	...	...	.....	...	...	.....	...	...	.....	...	...	.....	...	...	.....	.....	15 2 0	15 2 0	.....
Wellington	5	...	5	28	2	30	26	1	27	6	...	6	1	1	2	...	...	.....	162 12 11	120 17 9	283 10 8	292 12 1
Windsor	28	12	40	33	4	37	23	3	26	10	1	11	28	12	40	14	14	28	.....	633 17 6	633 17 6	811 5 6
Wollongong	1	1	2	20	7	27	19	7	26	1	1	2	1	...	1	5	15	20	145 9 6	145 9 6	290 19 0	269 6 2
Wagga Wagga	12	4	16	137	18	155	126	15	141	14	3	17	9	4	13	...	...	.....	375 6 11	340 16 5	716 3 4	707 15 1
Yass	2	...	2	57	5	62	49	2	51	7	1	8	3	2	5	...	...	.....	99 19 11	154 9 2	254 9 1	392 18 2
Young	4	...	4	44	5	49	33	3	36	8	1	9	7	1	8	20	2	22	294 7 3	267 7 0	561 14 3	581 13 11
BENEVOLENT ASYLUMS.	423	124	547	4,030	1,233	5,263	3,569	1,099	4,668	511	136	647	373	122	495	...	...	7,921	19,290 14 5	15,774 11 1	35,065 5 6	33,383 1 8
Government Asylums—																						
Hyde Park, Sydney	...	213	213	...	265	265	...	198	198	...	52	52	...	228	228	...	...	.....	16,041 11 9	.....	16,041 11 9	16,041 11 9
Parramatta	258	...	258	341	...	341	292	...	292	49	...	49	258	...	258	...	...	.....				
Liverpool	604	...	604	745	...	745	565	...	565	160	...	160	624	..	624	...	...	.....				
Sydney (Pitt-street)	2	47	49	...	133	133	...	123	123	...	3	3	2	54	56	...	...	*20,120	3,691 9 11	1,772 5 7	5,463 15 6	4,969 2 2
(Children)	...	...	164	...	...	216	...	...	193	...	...	25	...	...	162							
Parramatta	5	17	22	7	22	29	10	19	29	...	3	3	2	17	19	12	42	54	64 1 6	64 1 6	128 3 0	157 13 7
Singleton	14	2	16	53	24	77	45	23	68	6	1	7	16	2	18	11	7	18	283 14 0	257 19 7	541 13 7	533 17 6
(Children)	...	...	.....	...	...	12	...	...	12	...	...	.....	...	...	.....	...	...	18				
(Children)	883	279	1,162	1,146	444	1,590	912	363	1,275	215	59	274	902	301	1,203	...	...	20,210	20,080 17 2	2,094 6 8	22,175 3 10	21,702 5 0
	...	...	164	...	...	228	...	...	205	...	...	25	...	...	162							
BENEVOLENT SOCIETIES.																						
West Maitland	4	1	5	14	6	20	13	4	17	1	...	1	4	3	7	127	119	246	99 19 11	190 4 10	290 4 9	265 7 7
Hawkesbury	28	12	40	33	4	37	23	3	26	10	1	11	28	12	40	16	12	28	.....	633 17 6	633 17 6	811 5 6
	32	13	45	47	10	57	36	7	43	11	1	12	32	15	47	143	131	274	99 19 11	824 2 4	924 2 3	1,076 13 1

* 4,024 cases were relieved, averaging 5 individuals.

No. 13.—RETURN of the Number of CHARITABLE INSTITUTIONS, &c., &c.—*continued.*

INSTITUTIONS.	In the Establishment on 31 Dec., 1873.			Admitted during the Year 1874.			Discharged, &c., during the Year 1874.			Died during the Year 1874.			Remaining in the Establishment on 31 Dec., 1874.			Paupers receiving out-door Relief during the Year 1874.			Receipts during the Year 1874.			Disbursements during the Year 1874.
	M.	F.	Total.	M.	F.	Total.	M.	F.	Total.	M.	F.	Total.	M.	F.	Total.	M.	F.	Total.	From Government.	From Voluntary Contributions	Total.	
ORPHAN AND INDUSTRIAL SCHOOLS, &c.																			£ s. d.	£ s. d.	£ s. d.	£ s. d.
Protestant Orphan School	150	98	248	34	21	55	27	21	48	1	2	3	156	96	252	...	...	.....	6,306 1 1	.....	6,306 1 1	6,306 1 1
Roman Catholic Orphan School	163	141	304	52	48	100	35	36	71	1	1	2	179	152	331	...	...	.....				
Nautical School-ship "Vernon"	99	...	99	66	...	66	68	...	68	1	...	1	96	...	96	...	...	.....	3,958 10 10	.....	3,958 10 10	3,958 10 10
Industrial School for Girls, Biloela	3	90	93	...	25	25	1	52	53	...	1	1	2	62	64	...	...	.....	2,640 8 4	.....	2,640 8 4	2,640 8 4
Reformatory School for Girls, Biloela	...	9	9	...	7	7	...	8	8	...	...	.....	...	8	8	...	...	.....	268 5 3	.....	268 5 3	268 5 3
Asylum for Destitute Children, Randwick	445	344	789	71	47	118	103	116	219	3	1	4	410	274	684	...	...	.....	[a] 9,076 3 10	3,015 13 6	12,091 17 4	12,454 5 4
Sydney Female School of Industry	...	48	48	...	8	8	...	9	9	...	...	.....	...	47	47	...	...	.....	.....	1,532 19 11	1,532 19 11	725 7 11
Deaf, Dumb, and Blind Institution	26	27	53	3	1	4	4	1	5	...	...	.....	25	27	52	...	...	.....	450 0 0	1,272 10 7	1,722 10 7	1,624 14 3
Ragged Schools... Kent-street, Sydney [b]	50	48	98	...	...	.....	...	...	.....	...	...	.....	47	40	87	...	...	.....	.....	1,047 19 6	1,047 19 6	1,105 7 2
Ragged Schools... Harrington-street	48	60	108	...	...	.....	...	...	.....	...	...	.....	33	51	84							
Ragged Schools... Glebe	64	83	147	...	...	.....	...	...	.....	...	...	.....	49	60	109							
Female Protestant Training School for Domestic Servants [c]	...	...	.....	...	...	.....	...	...	.....	...	...	.....	...	...	.....	...	...	.....	.....	.....	.....	.....
	1,048	948	1,996	226	157	383	238	243	481	6	5	11	997	817	1,814	...	...	.....	22,699 9 4	6,869 3 6	29,568 12 10	29,083 0 2
LUNATIC AND INVALID ESTABLISHMENTS.																						
The Hospital for the Insane, Gladesville	267	294	561	186	126	312	109	158	267	40	15	55	304	247	551	...	...	.....	15,909 16 10	.....	15,909 16 10	15,909 16 10
Parramatta ... Free Lunatics and Invalids	538	208	746	33	15	48	14	1	15	32	22	54	525	200	725	...	...	.....	16,327 7 1	.....	16,327 7 1	16,327 7 1
Parramatta ... Convict Lunatics and Invalids	32	7	39	...	...	.....	...	...	.....	5	...	5	27	7	34	...	...	.....				
Lunatic Receiving-house, Darlinghurst	1	4	5	151	89	240	145	93	238	1	...	1	6	...	6	...	...	.....	951 16 9	.....	951 16 9	951 16 9
Lunatic Asylum for Imbeciles and Institution for Idiots, Newcastle	100	32	132	26	18	44	2	...	2	9	1	10	115	49	164	...	...	.....	4,041 0 8	.....	4,041 0 8	4,041 0 8
Bay View House Lunatic Asylum, Cook's River Road (Private Asylum)	5	43	48	6	74	80	3	7	10	...	4	4	8	106	114	...	...	.....	[d] 2,327 15 9	.....	[d] 2,327 15 9	[d] 2,327 15 9
	943	588	1,531	402	322	724	273	259	532	87	42	129	985	609	1,594	...	...	.....	39,557 17 1	.....	39,557 17 1	39,557 17 1
MISCELLANEOUS.																						
Home Institution	...	11	11	...	156	156	...	157	157	...	...	.....	...	10	10	...	...	.....	.....	385 0 0	385 0 0	347 0 0
House of The Good Shepherd	...	109	109	...	88	88	...	99	99	...	1	1	...	97	97	94	536	630	.....	778 10 10	778 10 10	1,124 16 6
Sydney Sailors Home	40	...	40	864	...	864	861	...	861	...	...	.....	43	...	43	...	...	.....	.....	1,558 0 0	1,558 0 0	1,243 0 0
Sydney Female Refuge	...	25	25	...	42	42	...	42	42	...	...	.....	...	25	25	...	...	.....	.....	1,398 10 5	1,398 10 5	1,652 19 9
City Night Refuge and Soup Kitchen [e]	40	1	41	...	...	.....	...	...	.....	1	...	1	36	1	37	...	...	.....	.....	533 19 10	533 19 10	434 14 10
Sydney Foundling Hospital. (Opened 15 May, 1874)	...	...	.....	15	14	29	1	2	3	6	5	11	8	7	15	...	...	.....	.....	885 12 5	885 12 5	320 14 7
	80	146	226	879	300	1,179	862	300	1,162	7	6	13	87	140	227	94	536	630	.....	5,539 13 6	5,539 13 6	5,123 5 8
GENERAL TOTAL	3,409	2,098	5,507	6,730	2,466	9,196	5,890	2,271	8,161	837	249	1,086	3,376	2,004	5,380	...	...	29,035	101,728 17 11	31,101 17 1	132,830 15 0	129,926 2 8
(Children)	...	...	164	...	...	228	...	...	205	...	...	25	...	...	162	...	...	.....				

[a] Includes £5,076 3s. 10d. for maintenance of children received from the Benevolent Asylum, Sydney.
[b] A night school is held in Kent-street three nights a week, with an average attendance of 7 boys; also, a Sunday evening school, with an average attendance of 69 boys.
[c] A correct return could not be obtained from this Institution.
[d] For the support of Lunatics from Government Institutions.
[e] 65,540 meals were given during the year, and shelter afforded in 18,300 instances.

SUICIDES.

No. 14.—RETURN of the Number of SUICIDES in the Colony, during the Year 1874, distinguishing the Modes of Death, and the Number in each Month.

Months.	Modes of Death.																										
	Drowning.		Hanging.		Shooting.		Cutting Throat.		Hemorrhage from Wounding, &c.		Poisoning.		Jumping from a Window or off a Wall.		Burying.		Burning.		Throwing himself down a shaft.		Strangulation.		Bleeding the Arm.		Stabbing.		Total.		
	M.	F.	M.	F.	M.	F.	M.	F.	M.	F.	M.	F.	M.	F.	M.	F.	M.	F.	M.	F.	M.	F.	M.	F.	M.	F.	M.	F.	Total.
January	...	...	2	...	...	...	1	...	...	...	2	1	...	...	...	...	...	...	...	...	...	...	...	...	...	...	5	1	6
February	1	...	...	...	...	...	...	...	...	...	1	1	...	...	...	...	...	...	...	...	...	...	...	...	...	...	2	1	3
March	...	...	...	...	1	...	...	...	...	...	...	1	...	...	...	...	...	...	...	...	...	...	...	...	...	...	1	1	2
April	...	...	1	...	...	...	...	...	...	...	...	...	...	...	...	...	...	...	...	...	...	...	...	...	...	...	1	...	1
May	...	1	1	...	...	...	1	...	...	...	...	...	...	...	...	...	...	...	...	...	...	...	...	...	...	...	2	1	3
June	1	...	...	...	...	...	1	...	...	...	...	2	...	...	...	...	...	...	...	...	...	...	...	...	...	...	2	2	4
July	...	...	4	...	1	...	...	...	...	...	...	...	...	...	...	...	...	...	...	...	...	...	...	...	...	1	5	1	6
August	1	...	1	1	...	...	2	...	...	...	1	...	...	...	...	...	...	...	...	...	...	...	...	...	1	...	6	1	7
September	3	...	4	...	...	...	1	...	...	...	...	1	...	...	...	...	...	...	...	...	...	...	...	...	...	...	8	1	9
October	...	1	1	...	...	...	1	...	...	...	...	2	...	...	...	...	...	...	...	...	...	...	...	...	...	...	2	3	5
November	1	...	3	...	...	...	1	...	...	...	...	...	...	...	...	...	...	...	...	...	...	...	...	...	...	...	5	...	5
December	1	1	5	1	1	...	1	1	...	...	...	2	...	...	...	...	...	...	...	...	...	...	...	...	...	...	8	5	13
Totals	8	3	22	2	3	...	9	1	...	...	4	10	...	...	...	...	...	...	...	...	...	...	...	...	1	1	47	17	64

No. 15.—DECENNIAL RETURN of the Number of SUICIDES in the Colony.

Year.	Modes of Death.																										
	Drowning.		Hanging.		Shooting.		Cutting Throat.		Hemorrhage from Wounding, &c.		Poisoning.		Jumping from a Window or off a Wall.		Burying.		Burning.		Throwing himself over South Head, &c.		Strangulation.		Bleeding the Arm.		Stabbing.		Total.		
	M.	F.	M.	F.	M.	F.	M.	F.	M.	F.	M.	F.	M.	F.	M.	F.	M.	F.	M.	F.	M.	F.	M.	F.	M.	F.	M.	F.	Total.
1865	5	1	4	...	6	...	10	...	1	...	7	1	...	...	1	...	1	...	...	...	...	...	...	...	...	...	35	2	37
1866	3	...	4	1	3	...	7	1	2	1	6	3	...	...	...	...	...	...	1	...	...	...	...	...	...	...	26	6	32
1867	6	2	7	1	2	...	16	...	...	1	12	2	...	...	...	...	...	...	...	...	2	...	1	...	1	...	47	6	53
1868	2	1	13	1	2	...	15	1	...	...	8	2	1	...	...	...	...	...	1	...	...	...	...	...	1	...	43	5	48
1869	2	7	8	...	10	...	11	1	...	...	1	6	1	...	...	...	...	...	...	...	...	...	...	...	...	...	33	14	47
1870	11	1	9	...	3	...	7	2	1	...	3	...	...	...	...	...	...	...	...	...	...	...	...	...	2	...	36	5	41
1871	...	3	9	...	3	...	7	1	...	...	3	3	...	...	...	...	...	...	...	...	...	...	...	...	1	...	23	7	30
1872	7	3	9	1	8	...	8	1	...	...	11	1	...	...	...	...	...	...	...	...	1	...	...	...	3	...	47	6	53
1873	2	4	7	...	1	...	10	3	...	...	4	5	1	...	...	...	...	...	...	...	3	1	...	...	...	...	28	13	41
1874	8	3	22	2	3	...	9	1	...	...	4	10	...	...	...	...	...	...	...	...	...	...	...	...	1	1	47	17	64

DISEASES.

No. 16.—RETURN showing the Number of Diseases that have been most prevalent in the several Gaols, during the Year 1874.

GAOLS.	Brain and Nerves.	Circulatory Organs.	Respiratory Organs.	Alimentary Canal.	Urinary Organs.	Hepatic.	Eyes.	Skin.	Cellular Texture.	Children.	Fevers.	Rheumatic.	Dropsy.	Venereal.	Scorbutic.	Uterine Organs.	Ulcers.	Pregnancy and Parturition.	Wounds and Accidents.	Cancer.	Hernia.	All other.	Total Number of Cases treated.	Greatest Number of Cases treated at any one time.	Day of Month.
	No.	No.	No.	No.	No.	No.	No.	No.	No.	No.	No.	No.	No.	No.	No.	No.	No.	No.	No.	No.	No.	No.			
Gaol (Darlinghurst) ...	22	18	49	19	2	5	1	...	2	6	10	18	...	6	...	6	16	8	24	...	...	4	216	18	25 Dec.
Parramatta	80	22	210	252	4	10	11	28	4	...	5	84	...	1	...	...	14	...	9	...	...	41	775	21	27 April.
Berrima	15	4	55	60	17	23	4	5	...	...	4	17	...	3	7	...	4	...	2	...	...	.....	220	15	19 June.
Bathurst	76	10	233	878	7	8	19	16	16	6	8	155	...	10	1	1	18	2	54	...	...	34	1,552	31	11 Jan.
Maitland...	85	12	54	13	5	25	47	16	...	16	2	58	1	20	...	7	19	...	47	1	...	903	1,331	28	27 June.
Goulburn	95	14	100	96	46	40	60	79	8	8	40	56	...	6	44	...	2	...	6	4	...	.....	704	10	7 Oct.
Port Macquarie... ..	84	12	112	368	39	7	10	39	23	...	5	53	1	5	...	...	6	...	26	...	...	623	1,413	16	13 April.
Albury	14	2	4	16	...	...	5	5	4	2	...	13	...	...	...	...	1	...	...	...	...	.....	66	5	28 Sept.
Braidwood	2	...	4	5	...	2	1	1	...	...	...	...	...	...	...	...	...	...	...	...	...	.....	15	3	9 Jan.
Mudgee	14	3	16	5	1	5	4	3	...	...	...	7	3	2	...	...	11	...	7	2	...	.....	83	7	10 July.
Wagga Wagga	14	...	...	5	1	...	1	...	...	...	1	1	...	4	...	...	...	...	2	...	...	.....	29	4	3 Dec.
Armidale...	16	1	2	12	...	...	2	1	...	2	1	2	...	2	...	1	...	...	2	1	...	.....	45	5	14 May.
Yass	24	1	1	40	...	1	3	...	...	...	...	...	...	...	...	...	2	...	...	...	...	.....	72	3	10 Sept.
Deniliquin	33	1	5	8	2	...	...	1	1	...	...	7	...	3	...	...	1	...	2	...	...	9	73	6	21 Oct.
Totals	574	100	845	1,777	124	126	168	194	58	40	76	471	5	62	52	15	94	10	181	8	...	1,614	6,594	172	

No. 17.—RETURN showing the Number of Diseases that have been most prevalent in the Police Gaols, during the Year 1874.

POLICE GAOLS.	Brain and Nerves.	Circulatory Organs.	Respiratory Organs.	Alimentary Canal.	Urinary Organs.	Hepatic.	Eyes.	Skin.	Cellular Texture.	Children.	Fevers.	Rheumatic.	Dropsy.	Venereal.	Scorbutic.	Uterine Organs.	Ulcers.	Pregnancy and Parturition.	Wounds and Accidents.	Cancer.	Hernia.	All other.	Total Number of Cases treated.	Greatest Number of Cases treated at any one time.	Day of Month.
	No.	No.	No.	No.	No.	No.	No.	No.	No.	No.	No.	No.	No.	No.	No.	No.	No.	No.	No.	No.	No.	No.			
Bega	...	...	...	1	...	...	...	...	...	...	...	...	...	...	...	...	...	...	2	...	...	.....	3	1	
Bourke	5	...	2	.....	...	...	1	...	...	...	2	1	...	5	...	...	...	...	3	...	...	3	22	4	20 Nov.
Campbelltown	...	1	...	.....	...	...	...	...	...	...	...	...	...	...	...	...	...	...	...	...	...	.....	1	1	2 Nov.
Cooma	12	2	4	12	...	2	1	2	...	...	2	1	...	...	...	...	1	1	...	...	...	.....	40	8	4 May.
Dubbo	7	1	3	5	1	...	...	1	...	...	...	1	...	...	...	...	1	...	1	...	...	.....	21	3	8 Oct.
Forbes	3	2	1	4	3	...	...	3	...	...	...	...	...	2	...	...	1	...	1	...	...	.....	20	2	
Grafton	10	1	...	.....	...	...	...	...	...	...	...	...	...	1	...	...	1	...	1	...	...	1	15	3	7 Nov.
Gundagai	1	...	...	.....	...	...	...	...	...	...	...	...	...	...	...	...	...	...	1	...	...	.....	2	1	
Hay	4	...	...	.....	...	...	...	...	...	...	...	...	...	...	...	...	...	...	...	...	...	.....	4	1	
Murrurundi	...	...	...	1	...	...	...	...	...	...	...	...	...	...	...	...	...	...	1	..	...	.....	2	1	
Muswellbrook	7	...	...	.....	...	...	...	...	...	...	...	...	...	...	...	...	...	...	...	...	...	.....	7	1	
Narrabri	2	...	3	5	...	...	...	...	...	...	...	1	...	...	...	...	1	...	1	...	...	.....	13	2	10 Jan.
Orange	3	1	5	3	3	2	1	...	...	1	2	2	...	...	...	...	...	...	1	...	...	.....	24	2	— June.
Queanbeyan	4	...	...	.....	...	...	...	...	...	...	...	...	...	...	...	...	...	...	...	...	...	.....	4	2	4 Aug.
Singleton	4	...	...	.....	...	...	...	...	...	...	...	...	...	...	...	...	...	...	1	...	...	.....	5	1	
Tamworth	20	...	10	13	...	...	..	...	...	...	...	4	...	2	...	...	...	...	4	...	...	.....	53	3	19 Aug.
Tenterfield	1	...	...	.....	...	...	...	...	...	...	...	...	...	...	...	...	...	...	...	...	...	.....	1	1	
Wellington	4	...	...	4	...	...	...	1	...	...	...	...	...	...	...	...	...	...	1	...	...	1	11	2	19 Oct.
Wentworth	4	1	...	1	...	...	...	1	...	...	...	4	...	...	...	...	...	...	1	...	...	.....	12	2	1 Dec.
Windsor	4	...	...	.....	1	1	...	2	...	...	...	...	...	...	...	...	...	...	...	...	...	.....	8	3	5 Jan.
Wollongong	2	...	...	2	1	...	...	...	...	...	...	...	...	...	...	...	1	...	...	...	...	.....	6	1	
Young	...	...	1	3	...	...	2	...	...	...	...	2	...	1	...	...	...	...	...	...	...	.....	9	3	10 April.
Totals ...	97	9	29	54	9	5	5	10	...	1	6	16	...	11	...	...	6	1	19	...	...	5	283	48	
Totals of Gaols ...	574	100	845	1,777	124	126	168	194	58	40	76	471	5	62	52	15	94	10	181	8	...	1,614	6,594	172	
General Total ...	671	109	874	1,831	133	131	173	204	58	41	82	487	5	73	52	15	100	11	200	8	...	1,619	6,877	220	
Darlinghurst Gaol—Externes. ...	...	...	...	.....	...	...	...	...	...	...	...	...	...	...	...	...	...	...	...	...	...	.....	2,553	...	
Total	...	...	...	.....	...	...	...	...	...	...	...	...	...	...	...	...	...	...	...	...	...	.....	9,430	...	

RATES OF WAGES.

No. 18.—DECENNIAL RETURN showing the AVERAGE RATES OF WAGES for the different Classes of Labour in the Colony.

TRADE OR CALLING.		Average Wages per diem, without Board and Lodging.	Average Wages per ann., with Board and Lodging.	Average Wages per diem, without Board and Lodging.	Average Wages per ann., with Board and Lodging.	Average Wages per diem, without Board and Lodging.	Average Wages per ann., with Board and Lodging.	Average Wages per diem, without Board and Lodging.	Average Wages per ann., with Board and Lodging.	Average Wages per diem, without Board and Lodging.	Average Wages per ann., with Board and Lodging.	Average Wages per diem, without Board and Lodging.	Average Wages per ann., with Board and Lodging.	Average Wages per diem, without Board and Lodging.	Average Wages per ann., with Board and Lodging.	Average Wages per diem, without Board and Lodging.	Average Wages per ann., with Board and Lodging.	Average Wages per diem, without Board and Lodging.	Average Wages per ann., with Board and Lodging.	Average Wages per diem, without Board and Lodging.	Average Wages per ann., with Board and Lodging.
		1865.		1866.		1867.		1868.		1869.		1870.		1871.		1872.		1873.		1874.	
MALES.		s. s.	£	s. s.	£	s. s.	£	s. s.	£	s. s.	£	s. s.	£	s. s.	£	s. s.	£	s.	£	s. s.	£
Carpenters	Town ...	8 to 9	.....	8 to 9	.....	8 to 9	.....	8 to 9	.....	7 to 9	.....	8 to 9	.....	8 to 9	.....	8 to 11	.....	10s.	.....	8 to 10	.....
	Country..	.....	50 to 80	.....	50 to 70	.....	50 to 70	.....	50 to 70	.....	60 to 80	.....	60 to 80	.....	50 to 70	.....	60 to 80	.....	80 to 100	.....	60 to 80
Smiths	Town ...	9 to 10	.....	9 to 10	.....	9 to 10	.....	9 to 10	.....	7 to 12	.....	8 to 12	.....	8 to 9	.....	8 to 11	.....	10s.	.....	10 to 12	.....
	Country..	.....	50 to 80	.....	50 to 70	.....	50 to 70	.....	50 to 70	.....	60 to 70	.....	70 to 80	.....	50 to 70	.....	60 to 80	.....	80 to 100	.....	60 to 80
Wheelwrights	Town ...	9 to 10	.....	9 to 10	.....	9 to 10	.....	9 to 10	.....	7 to 10	.....	7/6 to 10	.....	8 to 9	.....	7 to 10	.....	9s.	.....	8 to 10	.....
	Country..	.....	50 to 80	.....	50 to 70	.....	50 to 70	.....	50 to 70	.....	60 to 80	.....	60 to 80	.....	50 to 70	.....	60 to 80	.....	70 to 90	.....	60 to 80
Bricklayers	Town ...	9 to 10	.....	9 to 10	.....	9 to 10	.....	9 to 10	.....	7 to 10	.....	9 to 12	.....	8 to 10	.....	8 to 11	.....	10s.	.....	10 to 11	.....
	Country..	.....	80 to 100	.....	80 to 100	.....	80 to 100	.....	80 to 100	.....	90	.....	80	.....	60 to 80	.....	60 to 80	.....	80 to 100	.....	80 to 100
Masons	Town ...	10s.	.....	10s.	.....	10s.	.....	10s.	.....	7 to 10	.....	9 to 10	.....	8 to 9	.....	8 to 11	.....	10s.	.....	10 to 12	.....
	Country..	.....	80 to 100	.....	80 to 100	.....	80 to 100	.....	80 to 100	.....	90	.....	70 to 80	.....	60 to 80	.....	60 to 80	.....	80 to 100	.....	80 to 100
Farm Labourers ...	.....	.....	28 to 30	.....	28 to 30	.....	28 to 30	.....	28 to 30	.....	30 to 33	.....	30 to 35	.....	26 to 30	.....	32 to 35	.....	30 to 35	.....	30 to 35
Shepherds	.....	.....	30 to 35	.....	30 to 35	.....	30 to 35	.....	30 to 35	.....	32 to 35	.....	30 to 35	.....	26 to 35	.....	30 to 40	.....	30 to 40	.....	30 to 35
FEMALES.																					
Cooks (plain)	.....	.....	26 to 30	.....	26	.....	26 to 30	.....	26 to 30	.....	26 to 32	.....	26 to 30	.....	30	.....	26 to 30	.....	30 to 40	.....	30 to 40
Housemaids	.....	.....	20 to 26	.....	20 to 26	.....	20 to 26	.....	26	.....	20 to 26	.....	20 to 26	.....	20 to 26	.....	20 to 26	.....	26 to 30	.....	26 to 30
Laundresses	.....	.....	20 to 26	.....	26	.....	26	.....	30	.....	26 to 30	.....	26 to 30	.....	26 to 30	.....	26 to 30	.....	26 to 30	.....	30 to 40
Nursemaids	.....	.....	15 to 26	.....	16 to 20	.....	16 to 20	.....	20	.....	20	.....	20	.....	13 to 25	.....	20	.....	20 to 26	.....	20 to 26
General House Servants..	.....	.....	20 to 26	.....	20 to 26	.....	20 to 26	.....	26 to 30	.....	26	.....	26 to 30	.....	20 to 26	.....	26	.....	26 to 30	.....	26 to 30
Farm House Servants ... Dairywomen, &c. ...	.....	.....	18 to 26	.....	20 to 25	.....	20 to 25	.....	26	.....	20 to 26	.....	20 to 26	.....	20 to 26	.....	26	.....	26	.....	26

PROVISIONS AND CLOTHING.

No. 19.—DECENNIAL RETURN showing the AVERAGE PRICES OF PROVISIONS AND CLOTHING.

ARTICLES OF CONSUMPTION.	QUANTITY.	1865.	1866.	1867.	1868.	1869.	1870.	1871.	1872.	1873.	1874.
		In Sydney. s. d.	In Sydney. s. d.	In Sydney. s. d.	In Sydney. s. d.	In Sydney. s. d.	In Sydney. s. d.	In Sydney. s. d.	In Sydney. s. d.	In Sydney. s. d.	In Sydney. s. d.
Wheat	per bushel	8 0	6 6	5 0 to 5 3	6 6	6 0	5 0 to 5 6	5 10	6 0	5 9	5 6 to 6 6
Bread, 1st quality	per lb.	0 4	0 4	0 1¾	0 2¼	0 2	0 1¾ to 0 2	0 2	0 2	0 2	0 1¾ to 0 2
Do. 2nd do.	do.	0 3½	0 2½	0 1½	0 1½	0 1½	0 1½	0 1½	0 1½	0 1¾	0 1½ to 0 1¾
Flour, 1st quality	do.	0 3	0 3	0 1¾	0 3	0 1¾	0 1½ to 0 1¾	14 0 (℔ 100 lbs.)	0 1¾	14 0 (℔ 100 lbs.)	0 1½
Do. 2nd do.	do.	0 2½	0 2½	0 1½	0 2½	0 1¼	0 1¼	12 0 do.	0 1½	12 0 do.	0 1¼ to 0 1½
Rice	do.	0 3	0 4	0 3½	0 4	0 3	0 3	0 2½	0 2¾ to 0 3	0 2½	0 2¾ to 0 3
Oatmeal	do.	0 4	0 4	0 4	0 4	0 4	0 4	0 2½	0 2⅞	0 2¾	0 3¼
Tea	do.	2 0	2 6	1 9 to 2 0	2 0	2 0	1 9 to 2 0	1 9 to 2 6	1 3 to 2 3	1 3 to 2 3	1 2 to 2 6
Sugar	do.	0 4½	0 4	0 4	0 4	0 4	0 4	0 3½ to 0 4½	0 4 to 0 4½	0 3½ to 0 4½	0 3½ to 0 4½
Coffee	do.	1 4	1 4	1 4	1 4	1 0	1 0 to 1 4	1 0	1 1	1 2	1 4
Sago	do.	0 8	0 7	0 6	0 7	0 6	0 5	0 3	0 4¾	0 4¼	0 3½
Meat, Fresh	do.	0 3	0 3	0 2 to 0 2½	0 2 to 0 5	0 2	0 3 to 0 4	0 2½	0 1½ to 0 3	0 2 to 0 3	0 3½ to 0 4½
Do. Salt	do.	0 2½	0 2½	0 1½ to 0 2	0 1½	0 2½	0 2 to 0 3	0 1¾	0 1½ to 0 3	0 3 to 0 4	0 1½ to 0 3½
Butter, Fresh	do.	1 9	1 3	1 3 to 1 6	1 3	1 6	1 3	1 3	1 0	1 3	1 7
Do. Salt	do.	1 6	1 0	1 0 to 1 3	0 10	1 3	1 0	1 0	0 10½	1 0	1 4
Cheese, English	do.	1 6	1 6	1 3 to 1 9	1 4	1 6	1 6	1 0	1 6	1 0 to 1 2	1 6 to 1 8
Do. Colonial	do.	0 9	1 0	0 5 to 0 10	0 6 to 1 0	0 6	0 6	0 6 to 0 9	0 9	0 4 to 0 6	0 6
Salt	do.	0 1½	0 1½	0 1	0 1½	0 1	0 1	0 0½	0 0¾	65 0 to 80 0 (℔ ton.)	0 0½
Potatoes	per cwt.	8 0	6 0	7 0	8 0 to 10 0	4 0	5 0	4 0	5 0	3 6	4 0 to 5 6
Wine, Colonial	per gallon	10 0	10 0	4 0 to 5 0	9 0	5 0 to 12 0	3 0 to 9 6	2 6 to 8 6	5 0 to 30 0	3 0 to 7 0	3 6 to 5 6
Do. Imported, best	do.	16 0	15 0	15 0 to 18 0	15 0 to 18 0	20 0 ℔ doz.	16 0 to 84 0 ℔ dozen.	10 0 to 25 0	35 0	8 0	3 0 to 21 0
Brandy	do.	22 0	30 0	20 0 to 24 0	25 0	21 0 do.	35 0 to 65 0 ℔ dozen.	19 0	30 0 ℔ doz.	18 0	4 0 to 8 6
Beer, Colonial	do.	2 0	2 0	1 6	2 0	1 4	1 4	1 9 to 2 9	1 4	2 3	2 0
Do. Imported	do.	4 0	4 0	2 0	4 0	2 10 to 3 1	115 0 to 170 0 ℔ hogshead.	3 4	2 7	4 0	2 10 to 3 6
Candles, Tallow	per lb.	0 7	0 7	0 6	0 6	0 5	0 5	0 5	0 4¾	0 5	0 4½
Lamp Oil	per gallon	7 0	5 0	5 0	5 0 to 7 0	4 6 to 5 0	4 6 to 5 0	9 0 (Sperm)	6 0 to 9 0	7 0 (Sperm)	5 0
Kerosene Oil	do.	.....	.....	3 6	2 6	2 6	2 6	3 0	2 0 to 3 0	2 0 to 3 9	2 6
Soap	per lb.	0 4	0 4½	0 4	0 4	0 4	0 4	0 3	0 3	0 3	0 2¾
Starch	do.	0 8	0 7	0 7	0 7	0 8	0 7	0 4½	0 5	0 5	0 5 to 0 7½
Blue	do.	1 6	1 6	1 6	1 6	1 4	1 2	0 10	0 10½	0 10	0 10
Tobacco, Colonial	do.	2 6	2 6	1 6 to 2 0	1 6 to 2 0	1 0	1 0 to 1 6	1 0	1 4	2 0	1 6 to 2 0
Do. Imported	do.	5 6	5 0	3 6 to 5 6	5 0	3 6	3 6	3 0	3 6	3 6	3 0 to 3 7

No. 19.—PROVISIONS AND CLOTHING—*continued.*

ARTICLES OF CLOTHING AND BEDDING.	QUANTITY.	1865.	1866.	1867.	1868.	1869.	1870.	1871.	1872.	1873.	1874.
		In Sydney. s. d.	In Sydney. s. d. s. d.	In Sydney. s. d. s. d.	In Sydney. s. d. s. d.	In Sydney. s. d. s. d.	In Sydney. s. d. s. d.	In Sydney. s. d. s. d.	In Sydney. s. d. s. d.	In Sydney. s. d. s. d.	In Sydney. s. d. s. d.
Male Clothing.											
Moleskin Jackets	each	10 6	.....	.....	.....	Pilot-cloth jackets. 14 0 to 18 0	12 6 to 25 0	10 6	3 6 to 10 6	10 6 to 25 0	8 0 to 12 0
Do. Coats	do.	12 6	.....	.....	.....	.....	.....	13 0	13 0	12 0 to 21 0	12 to 0 20 0
Waistcoats	do.	6 0	4 0 to 10 0	5 6 to 8 6	5 0 to 7 6	6 9	5 6 to 6 6	4 6	4 6	4 6 to 7 0	3 0 to 5 0
Moleskin Trousers	per pair	6 6	5 0 to 12 6	5 9 to 7 6	6 0	7 0	5 6 to 8 0	6 0	6 6	6 6	4 6 to 9 0
Flushing do.	do.	5 6	4 9 to 7 6	10 9 to 15 0	10 0 to 15 0	12 6	12 6	5 6	6 0	6 0	3 6 to 7 0
Coloured Shirts	each	3 6	3 0 to 5 6	2 9 to 3 6	3 0 to 4 0	3 3	2 6 to 5 0	3 3	3 6	3 6	1 6 to 4 6
Strong Boots	per pair	7 6	7 6 to 14 0	6 3 to 7 6	7 6 to 10 0	7 0	5 6 to 7 6	5 6	5 0	6 0	5 9 to 6 0
Do. Shoes	do.	5 6	4 6 to 15 0	.....	.....	5 0	4 6 to 5 0	4 6	4 3	4 9	4 9 to 5 0
Shepherds' Coats	each	16 6	.....	25 0 to 30 0	25 0 to 30 0	25 0	25 0	15 0	16 0	16 0	10 0 to 15 0
Socks	per pair	0 8	0 6 to 1 6	0 6 to 0 9	0 6 to 0 9	0 7 to 1 0	0 7 to 1 0	0 9	0 9	0 9	0 10
Handkerchiefs, Cotton	each	0 6	0 6 to 1 0	0 5½ to 0 9	0 6 to 1 0	0 6	0 4 to 0 6	0 6	0 6	0 6	0 4½ to 0 8
Straw Hats	do.	3 6	2 0 to 30 0	2 6 to 5 6	3 0 to 10 0	2 6	2 6	2 6	2 9	2 6	2 6 to 3 6
Female Clothing.											
Print Dresses	each	6 6	6 6	6 6	6 6	7 0	6 0 to 7 0	7 0	7 6	7 6	7 6 to 12 0
Merino do.	do.	10 6	20 0 to 40 0	20 0 to 40 0	20 0 to 40 0	10 0	10 0 to 30 0	10 0	11 6	11 0	15 0 to 30 0
Flannel Petticoats	do.	7 0	5 6 to 12 6	6 6	6 6	5 6	5 6	5 6	5 6	6 6	3 6 to 8 0
Calico do.	do.	4 0	4 0 to 15 0	5 0	5 0	3 4	3 0 to 4 0	0 7	0 9	1 0	4 0 to 8 0
Stockings	per pair	1 0	0 5 to 2 0	1 3	1 0	1 6	1 6	1 8	1 8	1 6	0 6 to 1 0
Shoes	do.	4 6	3 0 to 7 6	4 6 to 6 6	5 0	4 3	4 0	3 9	3 0	3 9	4 0 to 4 3
Caps	each	3 0	2 6 to 10 0	1 6	1 6	1 0	1 0	1 3	0 3	0 9	1 6 to 2 6
Shawls	do.	7 6	5 0 to 50 0	7 6	7 6	2 0 to 8 0	6 0 to 10 0	8 0	9 0	7 6	12 6 to 13 6
Shifts	do.	3 6	2 6 to 8 6	2 6 to 4 6	4 6	3 8	3 6	3 11	1 0 to 4 0	3 6	3 6 to 4 6
Stays	per pair	3 6	1 9 to 6 6	2 6	2 6	1 6 to 3 6	2 6	1 0 to 3 6	1 0 to 3 6	2 6	5 0
Check Aprons	each	1 3	1 0 to 1 6	1 0 to 1 8	1 0	1 2	1 2	1 0	1 0	1 0	1 0
Straw Bonnets	do.	4 0	1 0 to 7 6	4 0	5 0	8 6	4 0	2 0	2 6	2 0	2 0 to 2 6
Flannel	per yard	1 6	0 10 to 3 0	1 2	1 2	1 10	1 9	2 6	2 6	2 0	2 0
Calico	do.	0 8½	0 5½ to 1 6	0 10	0 6 to 0 9	0 7 to 1 0	0 7	0 7	0 8	0 8	0 8 to 0 9
Bedding.											
Blankets	per pair	14 6	10 0 to 50 0	10 0	10 0	18 0	18 0	9 0	10 6	10 0	12 6 to 20 0
Sheeting, Calico	per yard	1 8	1 6 to 3 0	2 0	1 6 to 2 0	1 0 to 2 6	1 0 to 2 6	2 3	2 6	2 6	1 6 to 2 6
Mattresses	each	15 6	15 6	15 0	15 0	18 0 to 50 0	7 6 to 20 0	15 0 to 30 0	18 0 to 37 0	25 0	12 0 to 12 6
Rugs	do.	5 6	5 6 to 30 0	5 0	5 0	6 9	6 9	6 9	8 0	8 6	7 0 to 10 0

PART II.

RELIGION, EDUCATION, AND CRIME.

CONTENTS.

Number of Return.		Page.
20	Ecclesiastical—Expense of Establishment: The Number of Churches and Chapels, and their Sittings, and the Attendance of Persons at same, &c.	16
21	Sunday Schools of the different Denominations, showing the Number of Teachers and the Average Attendance of Scholars	17
22	Ditto ditto (Decennial Return)	17
23	Private Schools, Teachers, and Scholars, in each Police District	18
24	Summary of Schools, Teachers, and Scholars,—showing the Amounts paid by Government and received from Voluntary Contributions	19
25	Schools, Teachers, and Scholars (Decennial Return)	19
26	Gaols, and the number of Prisoners received therein, and Education of same	20
27	Police Gaols, ditto ditto	26
28	Gaols, and the number of Prisoners in Confinement at Michaelmas, &c., &c.	28
29	Police Gaols, ditto ditto, &c., &c....	34
30	Supreme and Circuit Courts Cases—Commitments for Trial, Trials, Convictions, and Acquittals	36
31	Quarter Sessions Cases—Commitments for Trial, Trials, Convictions, and Acquittals ...	37
32	Convictions in the Supreme and Circuit Courts and Courts of Quarter Sessions (Decennial Return)	42
33	Criminals executed—Religion, Age, &c.	42
34	Ditto (Decennial Return)	42
35	Summary Jurisdiction	43

ECCLESIASTICAL.

No. 20.—RETURN showing the Expense of the ECCLESIASTICAL ESTABLISHMENT in the Year 1874; also, the Number of Churches and Chapels, and their Sittings, together with the Attendants at the principal Service; and also the Number of Persons usually attending Service.

DENOMINATION.	Number of Ministers registered under the Act 19 Vic. Nos. 30 and 34.	Expense.			Churches and Chapels.				All other Places used for Public Worship other than those stated in previous columns.
		Salaries and Allowances.	From the Church and School Estates.	Total.	Number of Churches or Chapels.	Total Number of individual Sittings.	Number of Attendants at the Principal Service on Sundays.	Estimated attendance at all the Services on Sundays not including the same persons twice over.	Total Attendance.
Church of England—		£ s. d.	£ s. d.	£ s. d.					
Diocese of Sydney—									
City and Suburbs of Sydney ...	81				42	17,615	14,472	18,561	670
Country Districts					65	11,050	7,576	8,665	2,096
					107	28,665	22,048	27,226	2,766
Diocese of Newcastle	29	11,224 7 11	2,390 16 7	13,615 4 6	85	10,672	7,005	8,435	2,053
Diocese of Goulburn	35				72	8,057	5,279	5,885	3,402
Diocese of Bathurst	27				51	7,740	5,345	6,090	3,772
Diocese of Grafton and Armidale ...	15				23	3,022	1,871	2,306	2,476
	187	11,224 7 11	2,390 16 7	13,615 4 6	338	58,156	41,548	49,992	14,469
Roman Catholic Church—									
Diocese of Sydney—									
City and Suburbs of Sydney ...	63				18	7,795	7,665	16,675	627
Country Districts					68	7,652	10,340	11,921	2,971
					86	15,447	18,005	28,526	3,598
Diocese of Maitland	28	5,962 10 0	2,255 9 4	8,217 19 4	39	6,225	6,361	7,161	611
Diocese of Goulburn	24				30	2,239	4,243	4,723	1,261
Diocese of Bathurst	18				55	6,095	4,540	6,380	1,928
Diocese of Armidale	10				14	1,245	1,573	1,603	1,043
	143	5,962 10 0	2,255 9 4	8,217 19 4	224	31,251	34,722	48,393	8,441
Presbyterian Church—									
Presbyterian Church of New South Wales—									
City and Suburbs of Sydney ...	68				12	5,738	2,910	3,550	760
Country Districts					96	13,228	6,552	7,746	4,310
					108	18,966	9,462	11,296	5,070
Presbyterian Church Synod of Eastern Australia—									
Sydney	6	1,560 3 4	407 11 8	1,967 15 0	1	600	300	350	375
Country Districts					11	2,030	1,175	1,175	270
					12	2,630	1,475	1,525	645
Presbyterian Church other than above stated—									
Country Districts	4				1	60	20	20	166
	78	1,560 3 4	407 11 8	1,967 15 0	121	21,656	10,957	12,841	5,881
Wesleyan Methodist Church—									
City and Suburbs of Sydney	84	1,372 10 0	224 13 5	1,597 3 5	29	8,760	5,125	6,386	971
Country Districts					211	26,373	15,803	19,425	8,717
	84	1,372 10 0	224 13 5	1,597 3 5	240	35,133	20,928	25,811	9,618
Congregational Church (Independents)—									
City and Suburbs of Sydney	34	.....	.....	.....	15	7,393	4,588	5,631	*.....
Country Districts					13	3,700	1,627	2,323	
	34	.....	.....	.....	28	11,093	6,215	7,954	*.....
Baptist Church—									
City and Suburbs of Sydney	13	.....	.....	.....	6	1,650	800	1,130	.....
Country Districts					9	1,070	468	518	260
	13	.....	.....	.....	15	2,720	1,268	1,648	260
Primitive Methodist Church—									
City and Suburbs of Sydney	18	.....	.....	.....	11	2,200	1,500	1,500	.....
Country Districts					39	4,900	3,400	3,400	
	18	.....	.....	.....	50	7,100	4,900	4,900	.....
Particular Baptist Church—									
City and Suburbs of Sydney	6	.....	.....	.....	1	500	300	350	80
Country Districts					4	750	353	415	74
	6	.....	.....	.....	5	1,250	653	765	154
Unitarian Church—City of Sydney ...	1	.....	.....	.....	.....	.....	.....	.....	130
United Methodist Free Church—									
City and Suburbs of Sydney	4	.....	.....	.....	3	240	95	110	110
Country Districts					2	500	90	150	90
	4	.....	.....	.....	5	740	185	260	200
United Free Gospel Church—Country ...	1	.....	.....	.....	1	100	20	28	.....
Independent Methodist—City	1	.....	.....	.....	2	280	100	100	.....
Protestant Episcopal—Country†	1	.....	.....	.....	.....	.....	.....	.....	.....
German Evangelical—Sydney	1	.....	.....	.....	2	600	240	240	100
Independent (Unconnected)—Country ...	1	.....	.....	.....	1	200	111	111	50
Evangelical Lutheran—Country	1	.....	.....	.....	6	570	281	281	40
Jews Synagogue—City of Sydney ...	5	.....	.....	.....	2	448	360	460	.....
Christian Israelites—Country	1	.....	.....	.....	3	200	137	137	.....
GENERAL TOTAL	580	20,119 11 3	5,278 11 0	25,398 2 3	1,043	171,497	122,625	153,921	39,343
								193,264	

* Information included in two former columns. † No return.

SUNDAY SCHOOLS.

No. 21.—RETURN showing the Number of SUNDAY SCHOOLS, of the several Denominations, in the Year 1874, also the Number of TEACHERS, the Number of CHILDREN on the Registers, and the Average Attendance of SCHOLARS.

DENOMINATION.		Number of Schools.	Number of Teachers.			Number of Children on the Registers.			Average Attendance of Children at Sunday School.		
			Male.	Female.	Total.	Male.	Female.	Total.	Male.	Female.	Total.
Church of England	Diocese of Sydney — City and Suburbs of Sydney	45	296	460	756	4,471	4,984	9,455	3,269	3,647	6,916
	Diocese of Sydney — Country Districts	92	172	270	442	2,247	2,335	4,582	1,603	1,706	3,309
		137	468	730	1,198	6,718	7,319	14,037	4,872	5,353	10,225
	Diocese of Newcastle	61	146	213	359	1,744	1,930	3,674	1,296	1,455	2,751
	Diocese of Goulburn	71	115	201	316	1,583	1,591	3,174	1,116	1,152	2,268
	Diocese of Bathurst	54	125	166	291	1,537	1,787	3,324	1,153	1,246	2,399
	Diocese of Grafton and Armidale	24	52	71	123	593	688	1,281	406	490	896
		347	906	1,381	2,287	12,175	13,315	25,490	8,843	9,696	18,539
Roman Catholic Church	Diocese of Sydney — City and Suburbs of Sydney	19	158	230	388	2,458	3,012	5,470	1,815	2,132	3,947
	Diocese of Sydney — Country Districts	81	92	112	204	1,447	1,562	3,009	1,089	1,211	2,300
		100	250	342	592	3,905	4,574	8,479	2,904	3,343	6,247
	Diocese of Maitland	47	39	76	115	1,000	1,129	2,129	731	900	1,631
	Diocese of Goulburn	38	43	54	97	806	976	1,782	615	773	1,388
	Diocese of Bathurst	55	40	87	127	1,247	1,396	2,643	1,023	1,274	2,297
	Diocese of Armidale	13	17	25	42	151	182	333	111	127	238
		253	389	584	973	7,109	8,257	15,366	5,384	6,417	11,801
Presbyterian Church	Presbyterian Church of New South Wales — City and Suburbs of Sydney	16	103	131	234	911	1,007	1,918	733	821	1,554
	Presbyterian Church of New South Wales — Country Districts	72	185	209	394	1,761	1,972	3,733	1,245	1,482	2,727
		88	288	340	628	2,672	2,979	5,651	1,978	2,303	4,281
	Presbyterian Church, Synod of Eastern Australia — Sydney	3	10	12	22	80	100	180	60	80	140
	Presbyterian Church, Synod of Eastern Australia — Country Districts	6	8	8	16	133	158	291	94	113	207
	Presbyterian Church, other than above stated — Country Districts	9	18	20	38	213	258	471	154	193	347
		...	...	...	...	...	...	...	...	...	...
		97	306	360	666	2,885	3,237	6,122	2,132	2,496	4,628
Wesleyan Methodist Church	City and Suburbs of Sydney	30	267	223	490	1,983	1,894	3,877	1,468	1,413	2,881
	Country Districts	193	628	641	1,269	4,770	4,918	9,688	3,615	3,777	7,392
		223	895	864	1,759	6,753	6,812	13,565	5,083	5,190	10,273
Congregational Church (Independents)	City and Suburbs of Sydney	20	161	157	318	1,718	1,819	3,537	1,191	1,220	2,411
	Country Districts	21	72	64	136	561	565	1,126	401	498	899
		41	233	221	454	2,279	2,384	4,663	1,592	1,718	3,310
Baptist Church	City and Suburbs of Sydney	5	30	23	53	263	262	525	164	198	362
	Country Districts	7	16	10	26	91	116	207	66	95	161
		12	46	33	79	354	378	732	230	293	523
Primitive Methodist Church	City and Suburbs of Sydney	11	39	38	77	290	300	590	200	290	490
	Country Districts	40	130	130	260	1,000	1,200	2,200	800	1,000	1,800
		51	169	168	337	1,290	1,500	2,790	1,000	1,290	2,290
Particular Baptist Church	City of Sydney	1	7	6	13	50	50	100	40	40	80
	Country Districts	2	12	7	19	119	103	222	90	75	165
		3	19	13	32	169	153	322	130	115	245
Unitarian Church—City of Sydney		1	3	4	7	30	35	65	22	25	47
United Methodist Free Church	Suburbs of Sydney	3	13	9	22	70	55	125	55	45	100
	Country Districts	2	12	8	20	60	50	110	45	35	80
		5	25	17	42	130	105	235	100	80	180
United Free Gospel Church—Country		1	1	...	1	6	1	7	3	...	3
Independent Methodist—City of Sydney		1	12	10	22	73	123	196	45	75	120
Protestant Episcopal—Country *		...	...	...	...	...	...	...	...	...	...
German Evangelical—Sydney		1	1	2	3	20	40	60	15	30	45
Independent (Unconnected)—Country		...	...	...	...	...	...	...	...	...	...
Evangelican Lutheran—Country		...	...	...	...	...	...	...	...	...	...
Jews' Synagogue—City of Sydney		1	7	10	17	110	77	187	45	35	80
Christian Israelites—Country		...	...	...	...	...	...	...	...	...	...
GENERAL TOTAL		1,037	3,012	3,667	6,679	33,383	36,417	69,800	24,624	27,460	52,084

* No return.

No. 22.—DECENNIAL RETURN of the Number of SUNDAY SCHOOLS, TEACHERS, and SCHOLARS.

YEAR.	Number of Schools.	Number of Teachers.	Average Number of Scholars.		
			Male.	Female.	Total.
1865	588	4,155	17,224	18,342	35,566
1866	640	4,439	17,847	19,368	37,215
1867	677	4,644	19,041	20,471	39,512
1868	740	4,984	21,248	22,546	43,794
1869	805	5,425	23,185	24,896	48,081
1870	860	5,674	24,993	27,334	52,327
1871	933	6,049	24,279	27,168	51,447
1872	962	6,234	22,923	26,104	49,027
1873	1,023	6,497	24,207	27,267	51,474
1874	1,037	6,679	24,624	27,460	52,084

EDUCATION.

PRIVATE SCHOOLS.

No. 23.—RETURN showing the number of PRIVATE SCHOOLS, TEACHERS, and SCHOLARS, in each POLICE DISTRICT of the Colony, in the Year 1874.

POLICE DISTRICTS.	Number of Teachers.			Number of Schools.				Number of Scholars.		
	Male.	Female.	Total.	Boys.	Girls.	Mixed.	Total.	Male.	Female.	Total.
Albury	7	8	15	1	1	10	12	157	163	320
Armidale	1	3	4	1	.....	2	3	41	14	55
Balranald	.....	.....	.....	.....	.....	.....	.....	.....	.....	.....
Bathurst	17	24	41	4	5	10	19	260	326	586
Bega	.....	.....	.....	.....	.....	.....	.....	.....	.....	.....
Berrima	1	3	4	1	1	2	4	14	18	32
Bombala	.....	2	2	.....	.....	2	2	11	17	28
Burrowa	.....	.....	.....	.....	.....	.....	.....	.....	.....	.....
Bourke	.....	2	2	.....	.....	2	2	21	29	50
Braidwood	.....	3	3	.....	1	2	3	21	26	47
Brisbane Water	.....	.....	.....	.....	.....	.....	.....	.....	.....	.....
Broulee	.....	.....	.....	.....	.....	.....	.....	.....	.....	.....
Camden, Narellan, and Picton	.....	4	4	.....	1	3	4	31	53	84
Campbelltown	.....	1	1	.....	.....	1	1	2	5	7
Carcoar	2	11	13	1	1	6	8	136	149	285
Cassilis	.....	.....	.....	.....	.....	.....	.....	.....	.....	.....
Cooma	.....	1	1	.....	.....	1	1	1	20	21
Coonamble	.....	1	1	.....	1	.....	1	.....	8	8
Cowra	.....	2	2	.....	.....	2	2	36	46	82
Deniliquin	.....	5	5	.....	1	3	4	12	51	63
Dowling	3	1	4	1	.....	3	4	36	30	66
Dubbo	3	3	6	.....	2	3	5	15	65	80
Dungog	.....	2	2	.....	.....	2	2	23	28	51
Eden	.....	1	1	.....	.....	1	1	4	5	9
Forbes	3	8	11	.....	.....	11	11	167	241	408
Glen Innes	3	1	4	.....	.....	3	3	49	39	88
Goulburn	19	17	36	3	3	12	18	221	273	494
Grafton	5	9	14	1	3	5	9	117	151	268
Grenfell	.....	2	2	.....	.....	2	2	22	40	62
Gundagai	2	3	5	1	1	2	4	42	42	84
Hartley	.....	3	3	.....	.....	3	3	49	54	103
Inverell	.....	2	2	.....	.....	2	2	15	21	36
Kiama	.....	4	4	.....	2	1	3	2	34	36
Liverpool	1	.....	1	.....	.....	1	1	8	8	16
Macleay River	2	1	3	.....	.....	3	3	43	28	71
Maitland	5	31	36	2	4	17	23	204	368	572
Manning River	.....	4	4	.....	1	3	4	18	45	63
Metropolitan	107	377	484	27	51	157	235	3,641	4,887	8,528
Mitchell	.....	.....	.....	.....	.....	.....	.....	.....	.....	.....
Moama	.....	.....	.....	.....	.....	.....	.....	.....	.....	.....
Molong	.....	1	1	.....	1	.....	1	.....	20	20
Mudgee	5	11	16	.....	1	11	12	145	216	361
Murrurundi	4	4	8	1	.....	5	6	91	75	166
Muswellbrook	1	3	4	.....	.....	4	4	32	46	78
Narrabri	.....	1	1	.....	.....	1	1	2	2	4
Newcastle	8	18	26	2	3	15	20	398	385	783
Orange	.....	6	6	.....	.....	6	6	51	89	140
Oxley	.....	1	1	.....	1	.....	1	.....	18	18
Parramatta	15	14	29	3	1	10	14	293	170	463
Paterson	1	3	4	.....	.....	3	3	43	39	82
Patrick's Plains	1	6	7	.....	1	5	6	56	76	132
Penrith	.....	7	7	.....	.....	7	7	71	69	140
Port Macquarie	.....	2	2	.....	1	1	2	17	54	71
Port Stephens	.....	.....	.....	.....	.....	.....	.....	.....	.....	.....
Queanbeyan	2	.....	2	.....	.....	2	2	9	9	18
Raymond Terrace	.....	1	1	.....	.....	1	1	7	18	25
Richmond River	3	1	4	2	.....	2	4	34	41	75
Rylstone	.....	.....	.....	.....	.....	.....	.....	.....	.....	.....
Scone	.....	1	1	.....	.....	1	1	7	6	13
Shoalhaven	1	3	4	.....	1	3	4	24	52	76
Tamworth	4	7	11	.....	.....	9	9	110	165	275
Tenterfield	2	1	3	.....	.....	3	3	46	47	93
Tumut	2	2	4	.....	.....	4	4	26	38	64
Tweed River	.....	1	1	.....	.....	1	1	4	10	14
Wagga Wagga	.....	12	12	.....	1	2	3	32	147	179
Walgett	.....	.....	.....	.....	.....	.....	.....	.....	.....	.....
Warialda	2	1	3	.....	1	2	3	25	24	49
Wellington	5	14	19	.....	.....	11	11	144	179	323
Wentworth	.....	2	2	.....	.....	1	1	9	18	27
Windsor	6	3	9	1	1	5	7	78	75	153
Wollombi	.....	.....	.....	.....	.....	.....	.....	.....	.....	.....
Wollongong	1	5	6	1	1	1	3	18	71	89
Yass	1	6	7	.....	.....	2	2	11	57	68
Young	1	5	6	.....	.....	4	4	65	62	127
GENERAL TOTAL	246	681	927	53	93	399	545	7,267	9,562	16,829

EDUCATION—*continued.*

SUMMARY OF SCHOOLS, TEACHERS, AND SCHOLARS, &c.

No. 24.—RETURN showing the Number of SCHOOLS and TEACHERS, and the Number of SCHOLARS in the Colony, in the Year 1874, also, the AMOUNTS paid by GOVERNMENT, and received from VOLUNTARY CONTRIBUTIONS, &c.

	Number of Schools.				Number of Teachers.			Number of Scholars.			Amounts paid by Government from the Colonial Treasury, in the Year 1874.	Amounts received from Voluntary Contributions, Fees, and other Sources, in the Year 1874.	Total.
	M.	F.	Mixed	Total.	M.	F.	Total.	M.	F.	Total.	£ s. d.	£ s. d.	£ s. d.
Orphan Schools—													
Protestant	...	...	1	1	1	2	3	150	100	250	6,306 1 1	.....	6,306 1 1
Roman Catholic	...	...	1	1	2	2	4	173	146	319		.....	
Total of Orphan Schools ..	...	...	2	2	3	4	7	323	246	569	6,306 1 1	.....	6,306 1 1
Asylum for Destitute Children ...	...	...	1	1	2	5	7	415	315	730	[a]9,076 3 10	3,015 13 6	12,091 17 4
Industrial Schools—													
Nautical School Ship "Vernon"	1	...	...	1	3	...	3	97	.....	97	3,958 10 10	.....	3,958 10 10
Industrial School for Girls ...	...	1	...	1	...	1	1	3	79	82	2,640 8 4	.....	2,640 8 4
Reformatory School for Girls ...	...	1	...	1				6	.....	6	268 5 3	.....	268 5 3
Total of Industrial Schools...	1	2	...	3	3	1	4	106	79	185	6,867 4 5	.....	6,867 4 5
Council of Education—													
Public Schools	...	...	420	420	481	266	747	24,633	29,069	53,702		[b]38,365 0 2¼	
Provisional Schools	...	...	244	244	129	115	244	4,026	3,976	8,002		3,670 1 11½	
Half-time Schools...	...	...	122	122	60	3	63	1,257	1,205	2,462		769 13 0¾	
Denominational Schools—											[c]121,600 3 4		181,845 7 1¾
Church of England	...	...	95	95	114	90	204	9,946	8,160	18,106		9,336 18 2¾	
Roman Catholic	...	...	89	89	97	74	171	7,971	7,064	15,035		6,546 16 9¾	
Presbyterian	...	...	10	10	9	5	14	884	693	1,577		623 15 5¼	
Wesleyan	...	...	9	9	10	8	18	682	587	1,269		851 8 4¼	
Hebrew	...	...	1	1	2	1	3	157	74	231		81 9 8¾	
Total, Denominational Schools	...	...	204	204	232	178	410	19,640	16,578	36,218		17,440 8 7	
Total of Schools under Council of Education	...	...	990	990	902	562	1,464	49,556	50,828	100,384	[c] 121,600 3 4	60,245 3 9¾	181,845 7 1¾
Total of Orphan and Industrial Schools and Schools under the Council of Education ...	1	2	993	996	910	572	1,482	50,400	51,468	101,868	143,849 12 8	63,260 17 3¾	207,110 9 11¾
University of Sydney	1	...	...	1	5	...	5	46	.....	46	5,000 0 0	3,875 17 4	8,875 17 4
St. Paul's College	1	...	...	1	1	...	1	12	.....	12	500 0 0	900 0 0	1,400 0 0
St. John's College	1	...	...	1	5	...	5	5	.....	5	500 0 0	999 4 6	1,499 4 6
St. Andrew's College	1	...	...	1	1	...	1	6	.....	6	4,084 8 10	3,359 18 3	7,444 7 1
Sydney Grammar School	1	...	...	1	14	...	14	316	.....	316	1,500 0 0	4,183 10 0	5,683 10 0
Deaf and Dumb and Blind Institution	...	...	1	1	2	1	3	24	27	51	450 0 0	1,272 10 7	1,722 10 7
Private Schools	53	93	399	545	246	681	927	7,267	9,562	16,829	.....	.....	.....
General Total	59	95	1,393	1,547	1,184	1,254	2,438	58,076	61,057	119,133	155,884 1 6	77,851 17 11¾	233,735 19 5¾

[a] Includes £5,076 3s. 10d. for maintenance of children received from the Benevolent Asylum, Sydney. [b] Includes £6,708 18s. 7d. local contributions on account of Buildings. [c] Includes £1,620 3s. 4d. from the Clergy and School Estates Revenue Fund.

NOTE.—The sum of £3,073 5s. 1d., stated in last year's return as paid by Government towards erection of School of Industry, was inserted in error. The amount was paid out of the sum of £7,000 for erection of new buildings, &c., upon the new site granted by Government in lieu of the old premises resumed by the State, under Act 34 Victoria, No. 5.

No. 25.—DECENNIAL RETURN of the Number of SCHOOLS, TEACHERS, and SCHOLARS.

Year.	Number of Schools.	Number of Teachers.			Number of Scholars.		
		Male.	Female.	Total.	Male.	Female.	Total.
1865	1,069	783	684	1,467	27,867	25,586	53,453
1866	1,155	865	803	1,668	31,183	28,411	59,594
1867	1,180	925	892	1,817	32,971	30,212	63,183
1868	1,254	962	852	1,814	34,859	31,976	66,835
1869	1,304	982	894	1,876	37,388	34,135	71,523
1870	1,381	1,084	968	2,052	39,374	35,129	74,503
1871	1,450	1,090	999	2,089	40,853	37,036	77,889
1872	1,464	1,111	1,140	2,251	56,418	50,273	106,691
1873	1,508	1,148	1,186	2,334	57,917	52,370	110,287
1874	1,547	1,184	1,254	2,438	58,076	61,057	119,133

GAOLS AND

No. 26.—RETURN of the several GAOLS, and the Number of PRISONERS

Prison, where situated.	Respective Ages of Prisoners.	Number of Prisoners the Prison is capable of containing in separate Cells.	Number of Prisoners the Prison is capable of containing where more than one Prisoner sleeps in one Cell.	Number of Prisoners received					
				Debtors.		For Trial.		In Transitu.	
				M.	F.	M.	F.	M.	F.
Gaol, Darlinghurst, in the City of Sydney...	10 to 20 years	346	750	...	...	32	10	2	1
	20 to 30 „			...	...	64_{9}	27	13	1
	30 to 40 „			...	...	75_{3}	24	16_{2}	...
	40 to 50 „			...	...	45_{5}	15	9_{1}	...
	50 years and upwards			...	...	18	11	9	...
	Unknown			17	1	...	...	...	...
	Total...	346	750	17	1	234_{17}	87	49_{3}	2
Gaol... Parramatta	10 to 20 years	78	180	...	...	1	...	1	...
	20 to 30 „			...	...	4	...	$_{1}$	...
	30 to 40 „			...	...	4	...	...	6
	40 to 50 „			...	...	2	...	1	6
	50 years and upwards			...	...	8	...	...	26
	Total...	78	180	...	...	19	...	2_{1}	38
Gaol... Berrima	10 to 20 years	75	120	...	...	...	...	...	...
	20 to 30 „			...	...	...	...	...	...
	30 to 40 „			...	...	...	...	...	...
	40 to 50 „			...	...	...	...	...	...
	50 years and upwards			...	...	...	...	...	...
	Total...	75	120	...	...	...	...	...	...
Gaol... Bathurst	Under 10 years	36	120	...	...	...	...	4	2
	10 to 20 „			...	...	5	...	4	...
	20 to 30 „			1	...	20_{1}	4	3	...
	30 to 40 „			...	...	25	4	3	...
	40 to 50 „			1	...	13_{1}	2	2_{2}	1
	50 years and upwards			1	...	13	2	9	1
	Total...	36	120	3	...	76_{2}	12	25_{2}	4
Gaol... Maitland	Under 10 years	106	175	...	...	...	...	...	...
	10 to 20 „			...	...	9	1	3	1
	20 to 30 „			...	...	21_{3}	2	4	...
	30 to 40 „			...	...	19_{1}	6	6	...
	40 to 50 „			...	...	18	1	6	...
	50 years and upwards			...	...	13_{1}	1	3	...
	Total...	106	175	...	...	80_{5}	11	22	1
Gaol... Goulburn	Under 10 years	63	127	...	...	...	...	4	2
	10 to 20 „			...	...	2	...	6	...
	20 to 30 „			...	...	5	2	12_{2}	1
	30 to 40 „			2	...	3	...	12_{1}	1
	40 to 50 „			...	...	...	...	8_{1}	1
	50 years and upwards			...	...	4	...	14	1
	Total...	63	127	2	...	14	2	56_{4}	6

NOTE.—The small figures denote black or coloured prisoners.

PRISONERS.

received therein during the Year 1874; also, the Education of same.

during the Year 1874.																
Under Sentence to—						Total Number.		Greatest Number received at any one time.		Education.					
Labour.		Imprisonment.		Solitary Confinement.						Number who can read and write.		Number who can read only.		Number who cannot read.	
M.	F.	M.	F.	M.	F.	M.	F.	M.	F.	M.	F.	M.	F.	M.	F.
80 1	16	158	91	...	...	272 1	118	1	...	203	87	13	6	56 1	25
202 7	44	575 6	459	...	...	854 22	531	7	5	686 4	384	49	36	119 18	111
123 3	68	574 10	664	...	...	788 18	756	8	3	629 1	505	54	108	105 17	143
90 4	36 1	440 5	392 8	...	...	584 15	443 9	4	1	426 1	216	44	72	114 14	155 9
82	46	507 4	458 4	...	...	616 4	515 4	5	6	374	216	49	72	193 4	227 4
.....	...	.....	...	...	...	17	1	...	...	17	1	...	...	...	...
577 15	210 1	2254 25	2064 12	... ...	... ...	3131 60	2364 13	25	15	2335 6	1409	209	294	587 51	661 13
7	...	2	...	...	...	11	.....	...	...	10	.....	1	...	...	...
14 1	...	14 1	...	...	...	32 3	.....	...	...	21 2	.....	1	...	10 1	...
21 2	...	14	...	...	...	39 2	6	5 1	...	32	3	...	...	7 2	3
8 1	...	22 1	...	...	...	33 2	6	1	...	27	4	2	2	4 2	...
24 1	...	72	...	...	...	104 1	26	...	...	65	4	7	6	32 1	16
74 5	...	124 2	...	...	...	219 8	38	6 1	...	155 2	11	11	8	53 6	19
4 1	...	.....	...	...	...	4 1	.....	...	...	4 1	.....	...	...	...	...
17 1	...	1	...	...	...	18 1	.....	2	...	15	.....	...	...	3 1	...
23 2	...	2	...	...	...	25 2	.....	3	...	17	.....	3 1	...	5 1	...
13 2	...	1	...	...	...	14 2	.....	2 2	...	12	.....	...	...	2 2	...
12	...	2	...	...	...	14	.....	...	...	10	.....	2	...	2	...
69 6	...	6	...	...	...	75 6	.....	7 2	...	58 1	.....	5 1	...	12 4	...
.....	...	.....	...	...	...	4	2	..	...	.....	.....	2	1	2	1
5	2	7	2	...	...	21	4	2	...	11	2	...	...	10	2
25 3	2 1	16 3	9 1	...	...	65 7	15 2	5 1	2	48 3	7	8 1	...	9 3	8 2
14 1	2	30 7	16 2	...	...	72 8	22 2	1	1	51 2	10	9	6	12 6	6 2
13 1	3	23 1	8	...	...	52 5	14	1 1	1	40	11	5	2	7 5	1
10 1	...	37 3	19	...	...	70 4	22	2	...	51	7	4 1	5	15 3	10
67 6	9 1	113 14	54 3	...	...	284 24	79 4	11 2	4	201 5	37	28 2	14	55 17	28 4
.....	...	1	...	...	...	1	.....	...	...	.....	.....	...	...	1	...
32 1	3	9	1	2	...	55 1	6	2	...	44 1	3	...	...	11	3
128 6	8	50 7	12	...	...	203 16	22	6	...	173 6	16	3	1	27 10	5
68 4	8 1	60 1	34	...	...	153 6	48 1	3	...	125 3	25	8	8	20 3	15 1
25 3	4	35 1	16	...	...	84 4	21	...	...	68	8	3	2	13 4	11
23	9	54 4	13	...	...	93 5	23	...	...	67	7	4	3	22 5	13
276 14	32 1	209 13	76	2	...	589 32	120 1	11	...	477 10	59	18	14	94 22	47 1
.....	...	8	6	2	...	14	8	...	...	1	.....	...	...	13	8
7	...	14 1	6	...	...	29 1	6	2	...	14 1	4	2	2	13	...
14 1	...	23 3	10	...	...	54 6	13	3	...	41 1	9	3	3	10 5	1
12	...	30 3	9	...	...	59 4	10	2	...	44 1	5	5	3	10 3	2
17	1	31 2	16	...	...	56 3	18	1	...	39	4	4	6	13 3	8
6	...	47	7	...	...	71	8	1	...	52	6	4	...	15	2
56 1	1	153 9	54	2	...	283 14	63	9	...	191 3	28	18	14	74 11	21

No. 26.—RETURN of GAOLS, and PRISONERS received therein, &c.—*continued.*

Prison, where situated.	Respective Ages of Prisoners.	Number of Prisoners the Prison is capable of containing in separate cells.	Number of Prisoners the Prison is capable of containing where more than one Prisoner sleeps in one Cell.	Number of Prisoners received					
				Debtors.		For Trial.		In Transitu.	
				M.	F.	M.	F.	M.	F.
Gaol—Port Macquarie	20 to 30 years	11	130	...	...	2	...	1	...
	30 to 40 „			...	...	1	...	...	...
	40 to 50 „			...	...	...	...	...	...
	50 years and upwards			...	...	1	...	...	...
	Total	11	130	...	...	4	...	1	...
Gaol—Albury	10 to 20 years	12	36	...	...	5	1	...	...
	20 to 30 „			...	...	20	...	2	...
	30 to 40 „			...	...	10	...	4_1	...
	40 to 50 „			...	...	16	...	2	...
	50 years and upwards			...	...	5	...	2	...
	Total	12	36	...	...	56	1	10_1	...
Gaol—Braidwood	Under 10 years	12	36	...	...	...	...	1	1
	10 to 20 „			...	...	...	...	2	...
	20 to 30 „			...	...	2	...	2	...
	30 to 40 „			...	...	12	2	1	...
	40 to 50 „			...	...	4	...	...	...
	50 years and upwards			...	...	7	...	2	...
	Total	12	36	...	...	25	2	8	1
Gaol—Mudgee	Under 10 years	24	72	...	...	...	...	7	2
	10 to 20 „			...	...	4	1	4	3
	20 to 30 „			...	...	13_1	...	9	...
	30 to 40 „			1	...	11_7	2	4	1
	40 to 50 „			$..._1$	...	3_1	3	5_1	...
	50 years and upwards			1	...	5_1	1	15_1	3
	Total	24	72	2_1	...	36_{10}	7	44_2	9
Gaol—Wagga Wagga	Under 10 years	11	33	...	...	...	...	1	...
	10 to 20 „			...	...	...	1	...	...
	20 to 30 „			$..._1$	...	7_1	...	1	...
	30 to 40 „			...	...	8	...	...	...
	40 to 50 „			...	...	10_1	...	4_1	...
	50 years and upwards			...	...	4	1	...	...
	Total	11	33	$..._1$	...	29_2	2	6_1	...

NOTE.—The small figures denote black or coloured prisoners.

PRISONERS—*continued.*

during the year 1874.

Under Sentence to—						Total Number.		Greatest Number received at any one time.		Education.					
Labour.		Imprisonment.		Solitary Confinement.						Number who can Read and Write.		Number who can Read only.		Number who cannot Read.	
M.	F.	M.	F.	M.	F.	M.	F.	M.	F.	M.	F.	M.	F.	M.	F.
3 1	... 1	2	...	...	...	8 1	 1	1	...	6 1	.....	...	...	2	... 1
6 1	...	1 1	...	...	...	8 2	.....	5	...	6	.....	2	...	... 2	...
5	1	5	...	...	...	10	1	4	...	6	.....	2	...	2	1
15	1	.....	...	...	...	16	1	10	...	7	.....	6	...	3	1
29 2	2 1	8 1	...	...	...	42 3	2 1	20	...	25 1	.....	10	...	7 2	2 1
.....	...	1	...	...	...	6	1	...	...	3	1	...	...	3	...
2	...	8	...	...	...	32	.....	2	...	21	.....	3	...	8	...
4	...	8	3	...	...	26 1	3	5 1	...	19	2	3	1	4 1	...
4	...	18	4	...	...	40	4	2	...	30	1	5	2	5	1
2	1	16	...	...	...	25	1	1	...	20	1	3	...	2	...
12	1	51	7	...	...	129 1	9	10 1	...	93	5	14	3	22 1	1
.....	...	.....	...	...	...	1	1	...	...	.....	.....	...	...	1	1
.....	...	1	...	...	...	3	.....	2	...	2	.....	...	...	1	...
1	...	2 1	1 1	...	...	7 1	1 1	... 1	1 1	5	 1	... 1	1	2	...
6	...	7	...	...	...	26	2	...	...	19	2	1	...	6	...
1	...	3	...	...	...	8	.....	...	...	5	.....	...	...	3	...
2	...	1	...	...	...	12	.....	...	...	8	.....	1	...	3	...
10	...	14 1	1 1	...	...	57 1	4 1	2 1	1 1	39	2 1	2 1	1	16	1
.....	...	2	1	...	...	9	3	...	...	.....	.....	...	...	9	3
2	...	.....	1	...	...	10	5	...	...	5	4	2	1	3	...
8 1	1	9	1	...	...	39 2	2	1	...	30	1	5	...	4 2	1
14	2	11 3	9	...	...	41 10	14	2	...	25	8	8	5	8 10	1
17 1	2	8 1	12	...	...	33 5	17	3	...	26	5	3	2	4 5	10
16 1	...	11	6	...	...	48 3	10	...	...	35	1	9 1	1	4 2	8
57 3	5	41 4	30	...	...	180 20	51	6	...	121	19	27 1	9	32 19	23
.....	...	.....	...	...	...	1	.....	...	...	.....	.....	...	...	1	...
.....	...	.....	...	...	...	.....	1	...	...	.....	.....	...	...	...	1
.....	...	14 2	1 1	...	...	22 4	1 1	1 1	...	19 2	1	...	...	3 2	... 1
2	...	12 1	5	...	...	22 1	5	2	...	18 1	4	1	...	3	1
4	...	20	3	...	...	38 2	3	1	...	30		3	1	5 2	...
1	...	21	10	...	...	26	11	...	...	23	1	2	3	1	7
7	...	67 3	19 1	...	...	109 7	21 1	4 1	...	90 3	8	6	4	13 4	9 1

No. 26.—RETURN of Gaols and Prisoners received therein, &c.—*continued.*

Prison, where situated.	Respective Ages of Prisoners.	Number of Prisoners the Prison is capable of containing in separate Cells.	Number of Prisoners the Prison is capable of containing where more than one Prisoner sleeps in one Cell.	Number of Prisoners received					
				Debtors.		For Trial.		In Transitu.	
				M.	F.	M.	F.	M.	F.
Gaol—Armidale	10 to 20 years	12	30	...	...	3	...	1	...
	20 to 30 „			...	...	10_{2}	...	...	...
	30 to 40 „			...	...	7_{3}	...	1	...
	40 to 50 „			...	...	5_{3}	...	...	...
	50 years and upwards			...	...	4	...	...	...
	Total	12	30	...	...	29_{8}	...	2	...
Gaol—Yass	Under 10 years	11	33	...	...	...	...	2	1
	10 to 20 „			...	...	2	...	...	...
	20 to 30 „			...	...	3	...	16_{3}	...
	30 to 40 „			...	...	7_{1}	...	10_{2}	1
	40 to 50 „			...	...	9	1	12	2
	50 years and upwards			...	...	1	1	10	1
	Total	11	33	...	...	22_{1}	2	50_{5}	5
Gaol—Deniliquin	10 to 20 years	11	30	...	...	$..._{1}$	...	1	...
	20 to 30 „			...	...	5	1	1	...
	30 to 40 „			...	...	4	...	4	...
	40 to 50 „			...	...	14	2	2	...
	50 years and upwards			...	...	5	...	...	...
	Total	11	30	...	...	28_{1}	3	8	...
Totals of Gaols		808	1,872	24_{2}	1	652_{46}	129	283_{19}	66

Note.—The small figures denote black or coloured prisoners.

PRISONERS—*continued.*

during the Year 1874.															
Under Sentence to—						Total Number.		Greatest Number received at any one time.		Education.					
Labour.		Imprisonment.		Solitary Confinement.						Number who can read and write.		Number who can read only.		Number who cannot read.	
M.	F.	M.	F.	M.	F.	M.	F.	M.	F.	M.	F.	M.	F.	M.	F.
2	...	2	3	...	...	8	3	1	...	3	2	5	...	...	1
3_{1}	1	14	3	...	...	27_{3}	4	$..._{1}$	...	17_{3}	3	5	1	5	...
6_{2}	2	28_{1}	4	...	...	42_{6}	6	$..._{1}$	...	30	4	6_{3}	...	6_{3}	2
5_{1}	1	10_{1}	...	...	...	20_{5}	1	1	2	16_{1}	1	2	...	2_{4}	...
6	...	17	...	...	...	27	.....	...	...	20	.....	2	...	5	...
22_{4}	4	71_{2}	10	...	...	124_{11}	14	2_{2}	2	86_{4}	10	20_{3}	1	18_{7}	3
.....	...	1	1	...	...	3	2	...	...	.....	.....	...	...	3	2
.....	...	5	4	...	...	7	4	...	...	3	1	...	1	4	2
4_{1}	3	3	5	...	...	26_{4}	8	4	1	22_{3}	8	...	...	4_{1}	...
12	...	24	5.	3	...	56_{3}	6	3	...	49_{2}	6	...	...	7_{1}	...
10	1	13	2	...	2	44	8	1	1	38	2	...	...	6	6
.....	1	27	1	...	...	38	4	...	...	30	1	...	...	8	3
26_{1}	5	73	18	3	2	174_{7}	32	8	2	142_{5}	18	...	1	32_{2}	13
$..._{1}$	...	1	...	...	...	2_{2}	.....	...	...	.....	.....	...	...	2_{2}	...
4	...	2	...	...	...	12	1	1	...	10	1	1	...	1	...
6_{1}	...	10	1	...	...	24_{1}	1	4	...	20	1	1	...	3_{1}	...
5	...	6	1	...	...	27	3	2	...	19	2	2	1	6	...
4	...	5	...	...	...	14	.....	1	...	12	.....	1	...	1	...
19_{2}	...	24	2	...	...	79_{3}	5	8	...	61	4	5	1	13_{3}	...
1301_{59}	269_{4}	3208_{74}	2335_{17}	7	2	5475_{200}	2802_{21}	129_{10}	24	4074_{40}	1610_{1}	373_{8}	364	1028_{152}	828_{20}

No. 27.—RETURN of Police Gaols, and the Number of

Prison, where situated.	Number of Prisoners the Prison is capable of containing in separate Cells.	Number of Prisoners the Prison is capable of containing where more than one Prisoner sleeps in one Cell.	Number of Prisoners received					
			Debtors.		For Trial.		In Transitu.	
			M.	F.	M.	F.	M.	F.
Bega	5	10	.....	.....	13	1	.....	.....
Bourke	12	36	.....	.....	13 3	.....	.....	.....
Campbelltown	12	20	.....	.....	75	8	1	2
Cooma	32	96	.....	.....	9	.....	1 1	.....
Dubbo	9	35	.....	.....	.....	.....	7 2	1
Forbes	4	14	.....	.....	12 1	.....	4	2
Grafton	12	36	.....	.....	23	.....	19	.....
Gundagai	4	20	.....	.....	4	.....	68 3	4
Hay	2	6	1	.....	22	1	10	.....
Murrurundi	4	12	.....	.....	76 4	18	.....	.....
Muswellbrook	4	10	.....	.....	2	.....	21	6
Narrabri	2	6	.....	.....	2 1	2	11	1
Orange	5	25	.....	.....	22	2	62 2	9 1
Queanbeyan	6	24	.....	.....	24	1	5	.....
Singleton	4	20	.....	.....	.....	.....	.....	.....
Tamworth	4	18	.....	.....	45 6	.....	45 6	6
Tenterfield	3	8	.....	.....	6	.....	2	.....
Wellington	4	20	.....	.....	32	4	28 3	3
Wentworth	2	4	2	.....	8	.....	1	.....
Windsor	12	36	.....	.....	22	1	5	.....
Wollongong	12	36	2	.....	3	1	1	.....
Young	5	12	1	.....	19 2	.....	.....	.....
Totals of Police Gaols	159	504	6	.....	432 17	39	291 17	34 1
Totals of Gaols ...	808	1,866	24 2	1	652 46	129	283 19	66
General Total ...	967	2,370	30 2	1	1,084 63	168	574 36	100 1

PRISONERS—*continued.*

PRISONERS received therein during the Year 1874; also, the Education of same.

during the Year 1874.								Greatest Number received at any one time.		Education.					
Under Sentence to—						Total Number.				Number who can read and write.		Number who can read only.		Number who cannot read.	
Labour.		Imprisonment.		Solitary Confinement.											
M.	F.	M.	F.	M.	F.	M.	F.	M.	F.	M.	F.	M.	F.	M.	F.
12	...	.....	...	...	...	25	1	4	1	22	...	...	1	3	...
15 2	2	9 2	3	...	...	37 7	5	4	...	32	3	4	1	1 7	1
.....	...	.....	...	...	...	76	10	3	1	55	6	11	4	10	...
13 2	1	37	9	1	...	61 3	10	4	1	29	5	13	...	19 3	5
4 3	...	16 1	2	...	...	27 6	3	3	1	20	2	3	...	4 6	1
.....	...	55 6	18	...	...	71 7	20	2	1	54 1	14	2	4	15 6	2
15	2	24 2	3	4	3	85 2	8	3	...	48	8	22	...	15 2	...
12 1	...	10	2	...	...	94 4	6	8	...	54	2	14	2	26 4	2
.....	...	47	3	...	...	80	4	2	...	63	3	5	1	12	...
.....	...	51 3	10	...	...	127 7	28	10	...	111	19	5	6	11 7	3
.....	...	14	5	...	...	37	11	2	3	28	4	8	1	1	6
3	...	24 3	1	...	...	40 4	4	4	...	25	...	...	...	15 4	4
16	4	30	2	...	...	130 2	17 1	8	1	80	7	12	4	38 2	6 1
4	...	17	...	...	...	50	1	3	1	35	...	5	1	10	...
.....	...	21	4	...	...	21	4	3	...	13	...	...	...	8	4
.....	...	68 4	2	...	...	158 16	8	5 1	1	122	2	11	3	25 16	3
.....	...	27	2	...	...	35	2	2	1	23	1	1	...	11	1
15 1	...	5	2	...	...	80 4	9	9	1	40	6	10	1	30 4	2
4	...	14 3	...	...	...	29 3	.....	3	...	22	...	1	...	6 3	...
7	2	21	11	...	...	55	14	3	1	40	13	4	...	11	1
2	3	32	...	...	...	40	4	1	1	18	3	4	...	18	1
12 2	2	11	6	...	...	43 4	8	2	1	26	4	5	1	12 4	3
134 11	16	533 24	85	5	3	1,401 69	177 1	88	16	960 1	102	140	30	301 69	45 1
1,301 59	269 4	3,208 74	2,335 17	7	2	5,475 200	2,802 21	129 10	24	4,074 40	1,610 1	373 8	364	1,028 152	828 20
1,435 70	285 4	3,741 98	2,420 17	12	5	6,876 269	2,979 22	217 10	40	5,034 41	1,712 1	513 8	394	1,329 220	873 21

No. 28.—RETURN of the several GAOLS, and the number of

Prison, where situated.	Respective Ages of Prisoners.	Committed before.								Employed during the year.							
		Once.		Twice.		Three or more times.		Total.		Labour in the Prison.		Labour out of the Prison.		Other Employments.		Total.	
		M.	F.	M.	F.	M.	F.	M.	F.	M.	F.	M.	F.	M.	F.	M.	F.
Gaol Darlinghurst, in the City of Sydney...	10 to 20 years ...	18	3	10	6	5	21	33	30	80 1	16	...	...	158	91	238 1	107
	20 to 30 „ ...	79	12	38	19	64	116	181	147	202 7	44	...	...	575 6	459	777 13	503
	30 to 40 „ ...	68	11	26	14	63	124	157	149	123 3	68	...	...	574 10	664	697 13	732
	40 to 50 „ ...	48	13	37 1	8	48	87 1	133 1	108 1	90 4	36 1	...	...	440 5	392 8	530 9	428 9
	50 years and upwards	42	10	42	18	78 1	138	162 1	166	82	46	...	...	507 4	458 4	589 5	504 5
	Total	255	49	153 1	65	258 1	486 1	666 2	600 1	577 15	210 1	...	...	2254 25	2064 12	2831 40	2274 13
Gaol ... Parramatta ...	10 to 20 years ...	1	...	...	...	...	...	1	...	7	...	...	...	...	...	7	...
	20 to 30 „ ...	7	...	3 1	...	7	...	17 1	...	41 1	...	9	...	21 2	...	71 3	...
	30 to 40 „ ...	6	...	5	...	6	1	17	1	54 4	...	7	...	14	...	75 4	...
	40 to 50 „ ...	6	3	1	...	7	...	14	3	29 1	...	2	...	15	...	46 1	...
	50 years and upwards	18	2	11	4	29	18	58	24	60 3	...	2	...	8	...	70 3	...
	Total	38	5	20 1	4	49	19	107 1	28	191 9	...	20	...	58 2	...	269 11	...
Gaol ... Berrima ...	10 to 20 years ...	1	...	...	...	...	...	1	...	4 1	...	...	...	...	...	4 1	...
	20 to 30 „ ...	3	...	...	...	1	...	4	...	15 1	...	2	...	1	...	18 1	...
	30 to 40 „ ...	5	...	5	...	2	...	12	...	21 2	...	2	...	2	...	25 2	...
	40 to 50 „ ...	1	..	...	...	2	...	3	...	13 2	...	...	...	1	...	14 2	...
	50 years and upwards	2	...	1	...	1	...	4	...	12	...	...	...	2	...	14	...
	Total	12	...	6	...	6	...	24	...	65 6	...	4	...	6	...	75 6	...
Gaol ... Bathurst ...	10 to 20 years ...	1	...	...	...	...	...	1	...	12 3	1	1	...	...	...	13 3	1
	20 to 30 „ ...	7	1	2	1	1 4	3 2	10 4	5 2	48 7	10 2	24	...	...	...	72 7	10 2
	30 to 40 „ ...	13	2	2	...	9	10 1	24	12 1	68 8	14 2	8	...	...	...	76 8	14 2
	40 to 50 „ ...	13 1	4	2	...	5 1	3	20 2	7	40	9	1	...	...	...	41	9
	50 years and upwards	6	...	5	...	10 2	18	21 2	18	45	11	1	...	...	...	46	11
	Total	40 1	7	11	1	25 7	34 3	76 8	42 3	213 18	45 4	35	...	...	...	218 18	45 4
Gaol ... Maitland ...	Under 10 years ...	...	...	...	...	...	...	...	...	...	...	...	...	1	...	1	...
	10 to 20 „ ...	1	...	...	...	...	1	1	1	31 1	3	1	...	9	1	41 1	4
	20 to 30 „ ...	5	3	10	1	1	2	16	6	102 1	8	26	...	50 7	12	178 13	20
	30 to 40 „ ...	9	2	10	2	3	3 1	22	7 1	36	8 1	32 1	...	60 1	34	128 5	42 1
	40 to 50 „ ...	2	3	2	...	...	5	4	8	14	4	11 1	...	35 1	16	60 4	20
	50 years and upwards	2	1	2	1	8	7	12	9	22	9	1	...	54	13	77 4	22
	Total	19	9	24	4	12	18 1	55	31 1	205 1	32 1	71 2	...	209 1	76	485 27	108 1

NOTE.—The small figures denote black or coloured prisoners.

PRISONERS—*continued.*

PRISONERS in Confinement at MICHAELMAS, 1874, &c., &c.

Gaol Punishments during the Year.						Deaths during the Year.		Number in Confinement at Michaelmas, 1874.																							
								Felons.						Petty Larceny.						Assaults.						Other Offences.						General Total.	
Solitary Confinement.		Other Punishments.		Total.				Tried.		Untried.		Total.		Tried.		Untried.		Total.		Tried.		Untried.		Total.		Tried.		Untried.		Total.			
M.	F.	M.	F.	M.	F.	M.	F.	M.	F.	M.	F.	M.	F.	M.	F.	M.	F.	M.	F.	M.	F.	M.	F.	M.	F.	M.	F.	M.	F.	M.	F.	M.	F.
15	28	7	...	22	28	...	...	5	...	1	...	6	...	10	6	...	...	10	6	2	1	...	...	2	1	7	2	1	...	8	2	26	9
126_4	32	27	...	153_4	32	1	1	57_5	4	3	2	60_5	6	29	4	...	...	29	4	6	3	...	...	6	3	28_2	21	...	...	28_2	21	123_7	34
29_2	19	12_1	...	41_3	19	...	2	41_4	6	3	1	44_4	7	24	5	...	1	24	6	5_1	1	...	...	5_1	1	18	16	1	...	19	16	92_5	30
23	16	7	...	30	16	1	...	28_1	3	7	1	35_1	4	21	7	...	...	21	7	8	2	...	...	8	2	15	26	...	...	15	26	79_1	39
13	4	5	1	18	5	1	...	5	2	1	2	6	4	11	2	...	...	11	2	2	...	...	...	2	...	11	13	...	...	11	13	30	19
206_6	99	58_1	1	264_7	100	3	3	136_{10}	15	15	6	151_{10}	21	95	24	...	1	95	25	23_1	7	...	..	23_1	7	79_2	78	2	...	81_2	78	350_{13}	131
...	...	...	...	...	...	...	...	1	...	...	...	1	...	...	...	...	...	...	...	1	...	...	...	1	...	...	...	...	...	...	...	2	...
16	...	...	...	16	...	...	...	48_1	...	...	...	48_1	...	...	...	...	...	...	...	...	...	...	...	...	...	...	...	...	...	...	...	48_1	...
7	...	...	...	7	...	...	...	49_3	...	...	...	49_3	...	1	...	...	...	1	...	1	...	...	...	1	...	3	...	...	...	3	...	54_3	...
5	...	...	..	5	..	...	...	29_1	...	...	...	29_1	...	...	...	...	...	...	...	1	...	...	...	1	...	...	...	...	...	...	...	30_1	...
1	...	...	...	1	...	...	...	25_1	...	1	...	26_1	...	1	...	...	...	1	...	...	...	...	...	...	...	7	...	...	...	7	...	34_1	...
29	...	...	...	29	...	...	...	152_6	...	1	...	153_6	...	2	...	...	...	2	...	3	...	...	...	3	...	10	...	...	...	10	...	168_6	...
2	...	...	...	2	...	...	...	3	...	...	...	3	...	...	...	...	...	...	...	...	...	...	...	...	...	1	...	...	...	1	...	4	...
16	...	...	...	16	...	1	...	16	...	...	...	16	...	...	...	...	...	...	...	1	...	...	...	1	...	2	...	...	...	2	...	19	...
5	...	...	...	5	...	...	...	13_1	...	...	...	13_1	...	2	...	...	...	2	...	...	...	...	...	...	...	4	...	...	...	4	...	19_1	...
1_2	...	...	...	1_2	...	...	...	6_2	...	...	...	6_2	...	...	...	...	...	...	...	1	...	...	...	1	...	...	...	...	...	...	...	7_2	...
1	...	...	...	1	...	...	...	10_1	...	...	...	10_1	...	...	...	...	...	...	...	1	...	...	...	1	...	3_1	...	...	...	3_1	...	14_2	...
25_2	...	...	...	25_2	...	1	...	48_4	...	...	...	48_4	...	2	...	...	...	2	...	3	...	...	...	3	...	10_1	...	...	...	10_1	...	63_5	...
2	...	3	...	5	...	...	...	5_1	1	...	...	5_1	1	...	...	...	...	...	...	...	...	...	...	...	...	1	1	...	...	1	1	6_1	2
10	...	13	3	23	3	...	...	20	1	1	...	21	1	...	...	...	...	...	...	...	...	...	...	...	...	3	4	1	...	4	4	25	5
12_2	1	10_1	...	22_3	1	1	...	16_2	1	... $_1$	...	16_3	1	...	...	...	...	...	...	1	...	...	...	1	...	4	...	2	...	6	...	23_3	1
3	...	1	2	4	2	...	...	9_1	1	...	...	9_1	1	...	...	...	...	...	...	1	...	...	...	1	...	...	...	...	...	...	...	10_1	1
...	1	7_1	...	7_1	1	1	...	9	...	1	...	10	...	...	...	...	...	...	...	2	...	...	...	2	...	5	2	1	...	6	2	18	2
27_5	2	34_2	5	61_7	7	2	...	59_4	4	2_1	...	61_5	4	...	...	...	...	...	...	4	...	...	...	4	...	13	7	4	...	17	7	82_5	11
...	...	...	...	...	...	...	...	...	...	...	...	...	...	...	...	...	...	...	...	...	...	...	...	...	...	...	...	...	...	...	...	...	...
...	9	13	11	13	20	...	...	4	1	...	...	4	1	...	...	...	...	...	...	1	...	...	...	1	...	...	1	...	...	...	1	5	2
5	12_1	16	26	21	38_1	...	...	19_4	4	1_1	...	20_5	4	2	...	...	...	2	...	5	...	...	...	5	...	14	1	2	...	16	1	43_5	5
3	3_1	24_3	8_2	27_3	11_3	...	...	22_3	2	1	...	23_3	2	3	...	...	...	3	...	3_1	...	...	...	3_1	...	7_1	5	... $_1$	...	7_2	5	36_6	7
1	1	10_2	2	11_2	3	...	...	9_1	...	1	...	10_1	...	... $_1$	...	...	...	.. $_1$	...	1	...	...	...	1	...	1	5	...	...	1	5	12_2	5
1	...	1_1	2	2_1	2	1	...	3	...	1	...	4	...	... $_1$	...	...	...	... $_1$	...	...	...	...	...	...	...	5	4	...	...	5	4	9_1	4
10	25_2	64_6	49_2	74_6	74_4	1	...	57_8	7	4_1	...	61_9	7	5_2	...	...	...	5_2	...	10_1	...	...	...	10_1	...	27_1	16	2_1	...	29_2	16	105_{14}	23

No. 28.—RETURN of GAOLS, and PRISONERS in confinement at MICHAELMAS, &c.—*continued.*

Prison, where situated.		Respective Ages of Prisoners.	Committed before.								Employed during the Year.							
			Once.		Twice.		Three or more times.		Total.		Labour in the Prison.		Labour out of the Prison.		Other Employments.		Total.	
			M.	F.	M.	F.	M.	F.	M.	F.	M.	F.	M.	F.	M	F.	M.	F.
Gaol	Goulburn	10 to 20 years	2	...	...	...	...	...	2	...	6	2	5	...	...	...	11	2
		20 to 30 „	5	...	...	...	...	...	5	...	23_2	3	19	...	5	...	47_2	3
		30 to 40 „	5_1	1	4	...	7	2	16_1	3	36_2	5	29	...	3	...	68_2	5
		40 to 50 „	1	3	...	2	...	6	1	11	21	5	18	...	2	...	41	5
		50 years and upwards	5	1	5	...	4	3	14	4	19	1	14	...	...	...	33	1
		Total ...	18_1	5	9	2	11	11	38_1	18	105_4	16	85	...	10	...	200_4	16
	Port Macquarie	20 to 30 years	...	...	2	...	1	...	3	...	4	...	1	...	$..._1$	...	5_1	...
		30 to 40 „	3	...	5	...	...	...	8	...	3	...	2	...	4	$..._1$	9	$..._1$
		40 to 50 „	1	1	...	...	6	...	7	1	2	...	2	...	2	1	6	1
		50 years and upwards	8	...	2	...	6	1	16	1	8	...	7	...	8	1	23	1
		Total ...	12	1	9	...	13	1	34	2	17	...	12	...	14_1	2_1	43_1	2_1
	Albury...	10 to 20 years	1	...	...	...	...	...	1	...	...	...	...	...	2	...	2	...
		20 to 30 „	3	...	1	...	...	...	4	...	4	...	...	...	1	...	5	...
		30 to 40 „	1	...	...	...	...	...	1	...	4	...	...	...	1	...	5	...
		40 to 50 „	1	...	1	1	1	...	3	1	1	...	...	...	4	...	5	...
		50 years and upwards	1	...	1	...	...	...	2	...	...	...	...	...	4	...	4	...
		Total ...	7	...	3	1	1	...	11	1	9	...	...	...	12	...	21	...
	Braidwood	20 to 30 years	1	...	...	...	...	...	1	...	1	...	1	...	...	...	2	...
		30 to 40 „	...	...	...	...	2	...	2	...	1	...	3	...	...	...	4	...
		40 to 50 „	1	...	...	...	...	...	1	...	1	...	1	...	...	...	2	...
		50 years and upwards	4	...	...	...	...	...	4	...	...	...	1	...	...	...	1	...
		Total ...	6	...	...	...	2	...	8	...	3	...	6	...	...	...	9	...
	Mudgee	10 to 20 years	...	...	1	...	...	...	1	...	2	...	...	...	...	...	2	...
		20 to 30 „	3	...	1	...	$..._1$	...	4_1	...	2	...	3	...	...	1	5	1
		30 to 40 „	2	1	1	1	5	4	8	6	...	...	1	...	14	8	15	8
		40 to 50 „	3_1	...	...	...	2	7	5_1	7	14	...	...	...	6	4	20	4
		50 years and upwards	2	1	4	...	17	2	23	3	1	...	3	...	13	...	17	...
		Total ...	10_1	2	7	1	24_1	13	41_2	16	19	...	7	...	33	13	59	13

NOTE.—The small figures denote black or coloured prisoners.

PRISONERS—*continued.*

Gaol Punishments during the Year.						Deaths during the Year.		Number in confinement at Michaelmas, 1874.																							
								Felons.						Petty Larceny.					Assaults.					Other Offences.						General Total.	
Solitary Confinement.		Other Punishments.		Total.				Tried.		Untried.		Total.		Tried.		Untried.		Total.	Tried		Untried.		Total.	Tried.		Untried.		Total.			
M.	F.	M.	F.	M.	F.	M.	F.	M.	F.	M.	F.	M.	F.	M.	F.	M.	F.	M.	M.	F.	M.	F.	M.	M.	F.	M.	F.	M.	F.	M.	F.
2	...	...	...	2	...	...	...	6	1	...	...	6	1	...	...	...	...	...	...	...	...	...	...	...	...	...	...	...	...	6	1
1	1	...	...	1	1	2	...	9	...	...	...	9	...	...	...	...	...	...	...	...	...	...	...	2_1	...	...	...	2_1	...	11_1	...
5_1	...	...	...	5_1	...	...	...	17_2	1	1	...	18_2	1	2	...	...	...	2	...	...	...	...	...	1	2	...	...	1	2	21_2	3
...	5	...	...	...	5	1	...	12	...	3	...	15	...	...	1	...	...	...	1	...	...	...	...	1	1	...	...	1	1	16	2
1	...	...	...	1	...	5	1	14	...	1	...	15	...	...	...	...	...	...	...	...	...	...	...	2	1	...	...	2	1	17	1
9_1	6	...	...	9_1	6	8	1	58_2	2	5	...	63_2	2	2	1	...	...	2	1	...	...	...	...	6_1	4	...	...	6_1	4	71_3	7
4_1	...	...	...	4_1	...	...	...	3_1	...	...	...	3_1	...	...	...	...	1	...	...	...	...	...	...	...	...	...	...	...	...	3_1	... 1
10	...	...	...	10	...	1_1	...	8	1_1	...	...	8	1_1	...	1	...	...	...	1	...	...	...	...	2	...	...	...	2	...	10_2	... 1
6	...	...	...	6	...	...	...	4	...	...	...	4	...	1	...	...	...	1	...	...	...	...	...	...	...	...	...	...	...	5	...
46	...	...	...	46	...	4_1	...	20	1	...	...	20	1	6	...	...	...	6	...	...	...	...	...	1	...	...	...	1	...	27	1
66_1	...	...	...	66_1	...	5_2	...	35_2	1_1	...	...	35_2	1_1	7_1	... 1	...	...	7_1	... 1	...	...	...	...	3	...	...	...	3	...	45_3	1_2
...	...	...	...	...	...	...	...	...	...	...	...	...	...	...	...	...	...	...	...	...	...	...	...	...	...	...	...	...	...	...	...
4	...	...	...	4	...	...	...	...	...	1	...	1	...	...	...	3	...	3	...	...	...	...	...	3	...	...	...	3	...	7	...
...	...	...	...	...	...	...	...	...	...	1	...	1	...	...	...	...	...	...	...	...	...	...	...	1	...	3	...	4	...	5	...
3	...	...	...	3	...	1	...	1	...	...	...	1	...	...	...	...	...	...	1	...	...	...	1	2	1	1	...	3	1	5	1
3	...	...	...	3	...	...	...	...	...	1	...	1	...	...	...	...	...	...	...	...	...	...	...	2	...	...	...	2	...	3	...
10	...	...	...	10	...	1	..	1	...	3	...	4	...	...	...	3	...	3	...	1	...	...	1	...	8	1	4	...	12	1	20	1
...	...	...	...	...	...	...	...	...	1	...	...	...	1	...	...	...	...	...	...	1	...	...	1	...	...	...	...	...	...	1	1
1	...	...	...	1	...	...	...	...	...	...	...	...	...	1	...	...	...	1	...	...	...	...	...	...	...	...	...	...	...	1	...
...	...	...	...	...	...	1	...	1	...	...	...	1	...	...	...	...	...	...	...	1	...	...	1	...	...	...	...	...	...	2	...
...	...	...	...	...	...	1	...	1	...	...	...	1	...	...	...	...	...	...	...	...	...	...	...	...	...	...	...	...	...	1	...
1	...	...	...	1	...	2	...	2	1	...	...	2	1	1	...	...	...	1	...	2	...	...	2	...	...	...	...	...	...	5	1
...	...	...	...	...	...	...	...	...	...	1	...	1	...	...	...	...	...	...	...	...	...	...	...	3	...	...	...	3	...	4	...
2	1	...	...	2	1	...	...	5_1	1	...	...	5_1	1	...	...	...	...	...	...	...	...	...	...	3	...	...	...	3	...	8_1	1
3	1	...	...	3	1	1	...	2_2	...	1_1	...	3_3	...	...	...	...	...	...	...	...	...	...	...	4	2	1	...	5	2	8_2	2
1_1	3	...	...	1_1	3	1	1	3	...	...	1	3	1	2	1	...	...	2	1	...	...	...	...	...	1	...	...	...	1	5	3
5	...	...	...	5	...	4_1	...	5	...	...	...	5	...	1	...	...	...	1	...	...	...	...	...	3	...	...	...	3	...	9	...
11_1	5	...	...	11_1	5	6_1	1	15_3	1	2_1	1	17_4	2	3	1	...	...	3	1	...	...	...	...	13	3	1	...	14	3	34_4	6

No. 28.—RETURN of Gaols, and Prisoners in confinement at

Prison, where situated.	Respective Ages of Prisoners.	Committed before.								Employed during the Year.							
		Once.		Twice.		Three or more times.		Total.		Labour in the Prison.		Labour out of the Prison.		Other Employment.		Total.	
		M.	F.	M.	F.	M.	F.	M.	F.	M.	F.	M.	F.	M.	F.	M.	F.
Gaol.. Wagga Wagga..	20 to 30 years ...	...	...	1	...	...	...	1	...	1	...	...	...	...	...	1	...
	30 to 40 „ ...	...	...	1	1	...	1	1	2	5	1	2	...	3	...	10	1
	40 to 50 „ ...	...	...	...	...	...	2	...	2	3_1	1	1	...	2	...	6_1	1
	50 years and upwards	...	...	...	...	...	...	...	...	1	1	...	...	2	...	3	1
	Total	...	...	2	1	...	3	2	4	10_1	3	3	...	7	...	20_1	3
	10 to 20 years ...	1	...	...	...	...	...	1	...	2	...	2	...	...	...	4	...
	20 to 30 „ ...	5	...	1	...	...	...	6	...	1	2	1	...	...	...	2	2
	Armidale ... 30 to 40 „ ...	7_1	...	4	...	...	...	11_1	...	1	...	...	...	...	...	1	...
	40 to 50 „ ...	1_1	...	2	...	...	...	3_1	...	...	...	1	...	...	...	1	...
	50 years and upwards	6	...	3	...	3	...	12	...	1	...	3	...	...	...	4	...
	Total	20_2	...	10	...	3	...	33_2	...	5	2	7	...	...	...	12	2
	Under 10 years ...	3	2	...	...	...	...	3	2	3	2	...	...	...	...	3	2
	10 to 20 „ ...	7	4	...	...	...	...	7	4	...	4	...	...	7	...	7	4
	20 to 30 „ ...	20_4	6	6	2	...	...	26_4	8	16_1	5	...	...	10_3	3	26_4	8
	Yass ... ... 30 to 40 „ ...	30_3	6	16	...	10	...	56_3	6	15_1	6	4	...	34_2	...	53_3	6
	40 to 50 „ ...	10	...	30	4	4	4	44	8	22	6	...	...	22	...	44	6
	50 years and upwards	4	...	10	...	24	4	38	4	16	4	...	...	22	...	38	4
	Total	74_7	18	62	6	38	8	174_7	32	72_2	27	4	...	95_5	3	171_7	30
	20 to 30 years ...	...	...	1	...	...	...	1	...	...	...	5	...	2	...	7	...
	30 to 40 „ ...	1	...	...	1	...	...	1	1	...	...	4	...	2	...	6	...
	Deniliquin ... 40 to 50 „ ...	3	...	2	...	...	1	5	1	...	...	6	...	2	...	8	...
	50 years and upwards	4	...	...	...	...	...	4	...	...	...	2	...	...	...	2	...
	Total	8	...	3	1	...	1	11	2	...	...	17	...	6	...	23	...
	Totals of Gaols	519_{12}	96	319_2	86	442_9	594_5	1280_{23}	776_5	1491_{67}	335_6	271_2	...	2704_{46}	2158_{13}	4466_{115}	2493_{19}

Note.—The small figures denote black or coloured prisoners.

PRISONERS—*continued.*

MICHAELMAS, &c.—*continued.*

Gaol Punishments during the Year.						Deaths during the Year.		Number in confinement at Michaelmas, 1874.																					
								Felons.						Petty Larceny.				Assaults.				Other Offences.						General Total.	
Solitary Confinement.		Other Punishments.		Total.				Tried.		Untried.		Total.		Tried.		Untried.		Total.		Tried.		Untried.		Total.					
M.	F.	M.	F.	M.	F.	M.	F.	M.	F.	M.	F.	M.	F.	M.	F.	M.	F.	M.	F.	M.	F.	M.	F.	M.	F.	M.	F.	M.	F.
...	...	...	...	...	...	...	...	1	..	2	...	3	...	...	...	...	...	...	...	...	..	...	...	...	...	...	...	3	...
1	...	...	...	1	...	...	...	2	...	2	...	4	...	1	...	...	...	1	...	...	...	...	...	...	...	...	...	5	...
																								1				1	
1	...	...	...	1	...	...	...	...	...	1	...	1	...	...	...	...	...	...	...	...	...	...	...	...	2	1	...	2	2
								1				1																1	
1	...	...	...	1	...	...	...	1	...	...	1	1	1	...	...	...	...	...	...	...	...	...	...	...	2	...	...	2	1	3
3	...	...	...	3	...	...	...	4	...	5	1	9	1	1	...	...	...	1	...	...	...	...	...	...	...	1	...	4	5
								1				1														1		2	
2	2	...	...	2	2	1	...	...	...	...	...	...	...	1	1	...	...	1	1	...	...	...	...	...	...	...	1	...	1	2
2	...	...	...	2	...	...	...	...	...	...	...	...	...	2	...	...	...	2	...	...	...	...	...	...	...	...	1	...	2	2
2	...	...	...	2	...	...	...	1	...	...	...	1	...	...	...	...	...	...	...	...	...	...	...	...	2	...	...	2	3	...
7	...	...	...	7	...	...	...	...	...	...	...	...	...	3	...	...	...	3	...	...	...	...	...	...	...	...	...	3	1	...
1				1				1				1																		
6	...	...	...	6	...	1	...	1	...	...	...	1	...	...	...	...	...	...	...	...	...	...	...	...	...	1	...	1	2	...
19	2	...	...	19	2	2	...	2	...	...	...	2	...	6	1	...	...	6	1	...	...	...	...	...	2	2	1	1	3	3	11	4
1				1				1				1																	1		
...	...	...	...	...	...	...	...	...	...	...	...	...	...	...	...	...	...	...	...	...	...	...	...	...	...	...	...	...	...	...	...
...	...	...	...	...	...	...	...	...	1	1	...	1	1	...	...	...	...	...	...	...	...	...	...	...	...	...	...	...	1	1
...	...	...	...	...	...	...	...	1	...	...	...	1	...	...	...	...	...	...	...	...	...	...	...	...	...	...	...	...	1	...
								1				1																	1	
3	...	...	...	3	...	...	...	3	...	1	...	4	...	...	...	...	...	...	...	...	...	...	...	...	1	...	...	...	4	1
...	2	...	...	...	2	1	...	3	1	1	...	4	1	...	...	...	...	...	...	...	...	...	...	...	...	..	..	...	4	1
...	...	...	...	...	...	...	...	2	...	2	...	4	...	...	...	...	...	...	...	...	...	...	...	...	2	4	...	2	4	6	4
3	2	...	...	3	2	1	...	9	2	5	...	14	2	...	...	...	...	...	...	...	...	...	...	...	2	5	...	2	5	16	7
								1				1																	1		
2	...	...	...	2	...	...	...	3	...	...	...	3	...	...	...	...	...	...	...	1	...	...	...	1	...	...	...	...	4	...
2	...	...	...	2	...	...	...	1	...	...	...	1	...	1	...	...	...	1	...	...	...	...	...	...	2	...	...	2	4	...
...	...	...	...	...	...	...	...	4	...	2	1	6	1	1	...	...	...	1	...	...	...	...	...	...	...	...	...	...	7	1
1	...	...	...	1	...	...	...	1	...	2	...	3	...	...	...	...	...	...	...	...	...	...	...	...	...	...	...	...	3	...
5	...	...	...	5	...	...	...	9	...	4	1	13	1	2	...	...	...	2	...	1	...	...	...	1	...	2	...	...	2	...	18	1
424	141	156	55	580	196	32	5	587	33	46	9	633	42	126	27	3	1	129	28	47	7	...	...	47	7	175	120	15	1	190	121	999	198
17	2	9	2	26	4	3		42	1	3		45	1	3	1			3	1	2				2		6		1		7		57	2

GAOLS AND

No. 29.—RETURN of Police Gaols, and the

Prison, where situated.	Committed before.								Employed during the Year.							
	Once.		Twice.		Three or more times.		Total.		Labour in the Prison.		Labour out of Prison.		Other Employments.		Total.	
	M.	F.	M.	F.	M.	F.	M.	F.	M.	F.	M.	F.	M.	F.	M.	F.
Bega	5	...	3	...	2	...	10	...	12	...	...	...	...	...	12	...
Bourke	1	...	5	1	...	1	6	2	11 (2)	2	4	...	...	...	15 (2)	2
Campbelltown	6	3	12	1	20	1	38	5	...	...	...	...	...	...	...	...
Cooma	7	1	1	1	2	...	10	2	9 (1)	...	2	...	...	...	11 (1)	...
Dubbo	2	...	1	...	...	...	3	...	3 (3)	...	1	...	...	...	4 (3)	...
Forbes	9 (1)	8	2	1	5	5	16 (1)	14	...	...	...	...	...	...	...	...
Grafton	5	...	1	3	...	...	6	3	13	2	3	...	11	3	27	5
Gundagai	5	1	2	...	1	...	8	1	12 (1)	...	...	...	...	...	12 (1)	...
Hay	3	...	...	...	1	...	4	...	...	...	...	...	...	...	...	...
Murrurundi	10	2	... (1)	4	1	...	11 (1)	6	...	...	...	...	...	...	...	...
Muswellbrook	2	1	...	1	2	2	4	4	...	...	...	...	...	...	...	...
Narrabri	...	...	...	...	...	...	...	...	...	...	...	...	...	...	...	...
Orange	7	1	10	2	9	2	26	5	...	...	...	...	...	...	...	...
Queanbeyan	2	...	...	...	...	...	2	...	2	...	2	...	...	...	4	...
Singleton	...	...	1	1	...	...	1	1	...	...	...	...	...	...	...	...
Tamworth	2	...	2	...	1	...	5	...	...	...	...	...	...	...	...	...
Tenterfield	1	1	3	...	2	...	6	1	...	...	...	...	...	...	...	...
Wellington	3	...	4	2	1	...	8	2	...	...	4	...	...	...	4	...
Wentworth	...	...	...	...	...	...	...	...	...	...	...	...	...	...	...	...
Windsor	...	...	...	...	...	...	...	...	...	...	...	...	...	...	...	...
Wollongong	4	1	2	1	3	1	9	3	2	3	...	...	...	...	2	3
Young	6 (2)	...	2	1	3	1	11 (2)	2	8	...	4 (2)	...	...	...	12 (2)	...
Totals of Police Gaols	80 (3)	19	51 (1)	19	53	13	184 (4)	51	72 (7)	7	20 (2)	...	11	3	103 (9)	10
Totals of Gaols	519 (12)	96	319 (2)	86	442 (9)	594 (5)	1,280 (23)	776 (5)	1,491 (67)	335 (6)	271 (2)	...	2,704 (46)	2,158 (13)	4,466 (115)	2,493 (19)
General Total	599 (15)	115	370 (3)	105	495 (9)	607 (5)	1,464 (27)	827 (5)	1,563 (74)	342 (6)	291 (4)	...	2,715 (46)	2,161 (13)	4,569 (124)	2,503 (19)

PRISONERS—*continued.*

Number of Prisoners in Confinement at MICHAELMAS, 1874, &c., &c.

Gaol Punishments during the Year.						Deaths during the Year.		Number in confinement at Michaelmas, 1874.																					
								Felons.						Petty Larceny.						Assaults.				Other Offences.					
Solitary Confinement.		Other Punishments.		Total.				Tried.		Untried.		Total.		Tried.		Untried.		Total.		Tried.		Untried.		Total.		Tried.		Untried.		Total.		General Total.	
M.	F.	M.	F.	M.	F.	M.	F.	M.	F.	M.	F.	M.	F.	M.	F.	M.	F.	M.	F.	M.	F.	M.	F.	M.	F.	M.	F.	M.	F.	M.	F.	M.	F.
...	...	...	...	...	...	...	...	...	...	...	...	...	...	...	...	...	...	...	...	...	...	...	...	...	...	2	...	...	...	2	...	2	...
1	1	...	1	1	2	1	...	...	...	...	...	...	...	3	...	...	...	3	...	...	...	...	...	...	...	1	1	...	...	1	1	4	1
...	...	...	...	...	...	...	...	...	...	...	...	...	...	...	...	...	...	...	...	...	...	...	...	...	...	...	...	...	...	...	...	...	...
1	...	1	...	2	...	...	...	6	...	2	...	8	...	... 1	...	...	...	... 1	...	2	...	...	...	2	...	2	1	1	...	3	1	13 1	1
1	...	...	...	1	...	...	...	1	...	5	...	6	...	...	...	1	...	1	...	...	...	... 2	...	... 2	...	...	...	1	...	1	...	8 2	...
...	...	...	..	...	...	...	1	...	...	1	...	1	...	4	1	...	...	4	1	...	...	...	...	...	...	2	2	...	...	2	2	7	3
4	...	...	...	4	...	...	...	...	...	...	...	...	...	4	...	...	...	4	...	...	...	...	...	...	...	2	1	...	...	2	1	6	1
...	...	...	...	...	...	...	...	...	...	...	...	...	...	...	...	...	...	...	...	...	...	...	...	...	...	1	...	...	...	1	...	1	...
...	...	...	...	...	...	...	...	...	...	...	...	...	...	...	...	...	...	...	...	...	...	...	...	...	...	...	...	...	...	...	...	...	...
...	...	...	...	...	...	...	...	...	...	...	...	...	...	...	...	...	...	...	...	1	...	...	...	1	...	2	...	2	...	4	...	5	...
...	...	...	...	...	...	...	...	...	...	...	...	...	...	...	...	...	...	...	...	...	...	...	...	...	...	1	...	...	...	1	...	1	...
...	...	...	...	...	...	...	...	...	...	...	...	...	...	...	...	...	...	...	...	...	...	...	...	...	...	...	...	...	...	...	...	...	...
...	...	...	...	...	...	1	...	...	...	...	...	...	...	1	...	...	...	1	...	...	...	...	...	...	...	1	...	...	1	1	1	2	1
...	...	...	...	...	...	...	...	...	...	2	...	2	...	...	...	...	...	...	...	...	...	...	...	...	...	...	...	...	...	...	...	2	...
...	...	...	...	...	...	...	...	...	...	...	...	...	...	...	...	...	...	...	...	...	...	...	...	...	...	...	...	...	...	...	...	...	...
...	...	...	...	...	...	...	...	...	...	7	...	7	...	1	...	1	...	2	...	...	...	...	...	...	...	3	...	1	1	4	1	13	1
...	...	...	...	...	...	...	...	...	...	...	...	...	...	...	...	...	...	...	...	...	...	...	...	...	...	...	...	...	...	...	...	...	...
4	...	...	...	4	...	...	...	...	...	2	...	2	...	...	...	...	...	...	...	...	...	...	...	...	...	1	...	1	...	2	...	4	...
...	...	...	...	...	...	...	...	...	...	...	...	...	...	...	...	...	...	...	...	...	...	...	...	...	...	...	...	...	...	...	...	...	...
...	...	...	...	...	...	...	...	...	...	4	...	4	...	...	...	...	...	...	...	...	...	...	...	...	...	1	...	...	...	1	...	5	...
...	...	...	...	...	...	...	...	...	...	...	...	...	...	...	...	...	...	...	...	1	...	...	...	1	...	1	...	...	...	1	...	2	...
3	...	...	...	3	...	1	...	...	...	...	...	...	...	2 1	...	...	...	2 1	...	...	...	1	...	1	...	1	...	...	...	1	...	4 1	...
14	1	1	1	15	2	3	1	7	...	23	...	30	...	15 2	1	2	...	17 2	1	4	...	1 2	...	5 2	...	21	5	6	2	27	7	79 4	8
424 17	141 2	156 9	55 2	580 26	196 4	32 3	5	587 42	33 1	46 3	9	633 45	42 1	126 3	27 1	3	1	129 3	28 1	47 2	7	...	...	47 2	7	175 6	120	15 1	1	190 7	121	999 57	198 2
438 17	142 2	157 9	56 2	595 26	198 4	35 3	6	594 42	33 1	69 3	9	663 45	42 1	141 5	28 1	5	1	146 5	29 1	51 2	7	1 2	...	52 4	7	196 6	125	21 1	3	217 7	128	1078 61	206 2

SUPREME AND CIRCUIT COURT CASES.

No. 30.—RETURN showing the Number of SUPREME AND CIRCUIT COURT CASES, during the Year 1874.

OFFENCES.	Central Criminal Court.				Albury.				Armidale.				Bathurst.				Deniliquin.				Goulburn.				Maitland				Tamworth.				Wagga Wagga.				Yass.				Mudgee.				General Total.			
	Committals.	Trials.	Convictions.	Acquittals.	Committals.	Trials.	Convictions.	Acquittals.	Committals.	Trials.	Convictions.	Acquittals.	Committals.	Trials.	Convictions.	Acquittals.	Committals.	Trials.	Convictions.	Acquittals.	Committals.	Trials.	Convictions.	Acquittals.	Committals.	Trials.	Convictions.	Acquittals.	Committals.	Trials.	Convictions.	Acquittals.	Committals.	Trials.	Convictions.	Acquittals.	Committals.	Trials.	Convictions.	Acquittals.	Committals.	Trials.	Convictions.	Acquittals.	Committals.	Trials.	Convictions.	Acquittals.
FELONIES.																																															
Murder	9	5	2	3	...	...	...	...	2	...	...	...	1	...	...	...	...	...	...	...	...	...	...	...	2	...	...	...	...	...	...	...	...	...	...	...	...	...	...	...	7	6	3	3	21	11	5	6
Wounding with intent to murder	2	...	...	...	...	...	...	...	...	...	...	...	...	...	...	...	1	...	...	...	...	...	...	...	1	...	...	...	...	...	...	...	...	...	...	...	...	...	...	...	1	1	1	...	5	1	1	...
Shooting with intent to murder	...	...	...	...	...	...	...	...	...	...	...	...	2	1	...	1	...	...	...	...	2	1	1	...	...	...	...	...	...	...	...	...	...	...	...	...	...	...	...	...	1	...	...	...	5	2	1	1
Rape	7	6	3	3	3	3	...	3	1	1	1	...	1	...	...	...	1	1	1	...	2	2	2	...	1	...	...	...	1	...	...	...	...	...	...	...	2	...	...	...	...	...	...	...	19	13	7	6
Sodomy	1	1	...	1	...	...	...	...	1	1	...	1	...	...	...	...	...	...	...	...	...	...	...	...	3	3	...	3	...	...	...	...	1	1	1	...	1	1	...	...	...	...	...	...	7	7	1	6
Bestiality	1	1	1	...	...	...	...	...	...	...	...	...	1	1	...	1	...	...	...	...	...	...	...	...	...	...	...	...	1	1	1	...	...	...	...	...	...	...	...	...	...	...	...	...	3	3	2	1
Carnally knowing a girl under 10 years of age	2	2	2	...	1	...	...	...	...	...	...	...	...	...	...	...	...	...	...	...	...	...	...	...	...	...	...	...	...	...	...	...	...	...	...	...	...	...	...	...	1	1	1	...	4	3	3	...
Manslaughter	8	6	3	3	...	...	...	...	2	2	1	1	3	3	2	1	...	...	...	...	2	1	...	1	1	1	1	...	1	1	1	...	1	...	...	...	...	...	...	...	2	2	1	1	19	16	7	9
Robbery with violence	...	...	...	...	...	...	...	...	...	...	...	...	...	...	...	...	...	...	...	...	...	...	...	...	...	...	...	...	...	...	...	...	1	1	1	...	...	...	...	...	...	...	...	...	1	1	1	...
Shooting with intent to do grievous bodily harm	...	...	...	...	...	...	...	...	...	...	...	...	2	2	2	...	...	...	...	...	...	...	...	...	...	...	...	...	...	...	...	...	...	...	...	...	...	...	...	...	...	...	...	...	2	2	2	...
Arson	...	...	...	...	1	1	...	1	1	...	...	...	...	...	...	...	1	1	1	...	...	...	...	...	...	...	...	...	2	...	...	...	...	...	...	...	...	...	...	...	...	...	...	...	5	2	1	1
Robbery	...	...	...	...	...	...	...	...	...	...	...	...	1	1	1	...	...	...	...	...	...	...	...	...	...	...	...	...	3	3	...	3	...	...	...	...	...	...	...	...	...	...	...	...	4	4	1	3
Stealing from the person	8	4	3	1	1	...	...	...	...	...	...	...	1	...	...	...	...	...	...	...	...	...	...	...	...	...	...	...	...	...	...	...	1	...	...	...	...	...	...	...	...	...	...	...	11	4	3	1
Burglary	4	2	1	1	...	...	...	...	...	...	...	...	...	...	...	...	...	...	...	...	1	1	1	...	...	...	...	...	1	...	...	...	...	...	...	...	...	...	...	...	...	...	...	...	6	3	2	1
House-breaking	3	3	1	2	...	...	...	...	...	...	...	...	...	...	...	...	...	...	...	...	...	...	...	...	...	...	...	...	...	...	...	...	...	...	...	...	...	...	...	...	...	...	...	...	3	3	1	2
Stealing in a dwelling-house	1	1	1	...	1	...	...	...	...	...	...	...	1	...	...	...	1	1	...	1	2	2	2	...	...	...	...	...	...	...	...	...	...	...	...	...	...	...	...	...	...	...	...	...	6	4	3	1
Larceny	10	10	5	5	11	10	7	3	9	8	4	4	3	3	3	...	2	2	2	...	1	...	...	...	2	2	2	...	4	4	3	1	2	2	2	...	6	3	3	...	9	9	8	1	59	53	39	14
Receiving stolen property	4	4	2	2	7	7	4	3	...	...	...	...	2	2	2	...	...	...	...	...	...	...	...	...	...	...	...	...	...	...	...	...	...	...	...	...	...	...	...	...	...	...	...	...	13	13	8	5
Forgery and uttering	10	9	7	2	3	3	3	...	2	1	1	...	...	...	...	...	...	...	...	...	2	2	2	...	...	...	...	...	...	...	...	...	2	...	...	...	...	...	...	...	...	...	...	...	21	17	15	2
Embezzlement	2	2	2	...	2	1	1	...	...	...	...	...	...	...	...	...	...	...	...	...	...	...	...	...	...	...	...	...	...	...	...	...	2	...	...	...	...	...	...	...	1	1	1	...	7	4	4	...
Horse-stealing	2	2	1	1	...	...	...	...	...	...	...	...	3	3	2	1	...	...	...	...	1	1	...	1	2	2	1	1	4	4	3	1	...	...	...	...	2	...	...	...	3	2	1	1	17	14	8	6
Cattle-stealing	...	...	...	...	1	1	...	1	3	2	2	...	6	6	3	3	...	...	...	...	...	...	...	...	3	3	...	3	...	...	...	...	...	...	...	...	...	...	...	...	1	1	1	...	14	13	6	7
Sheep-stealing	...	...	...	...	2	2	...	2	...	...	...	...	...	...	...	...	1	1	...	1	...	...	...	...	...	...	...	...	...	...	...	...	...	...	...	...	...	...	...	...	...	...	...	...	3	3	...	3
Assault with intent to rob	5	5	2	3	...	...	...	...	...	...	...	...	...	...	...	...	...	...	...	...	...	...	...	...	...	...	...	...	...	...	...	...	...	...	...	...	...	...	...	...	...	...	...	...	5	5	2	3
Feloniously wounding	1	1	1	...	...	...	...	...	...	...	...	...	...	...	...	...	...	...	...	...	...	...	...	...	...	...	...	...	...	...	...	...	...	...	...	...	...	...	...	...	1	...	...	...	2	1	1	...
Escape	...	...	...	...	...	...	...	...	...	...	...	...	...	...	...	...	...	...	...	...	...	...	...	...	...	...	...	...	1	1	1	...	...	...	...	...	...	...	...	...	...	...	...	...	2	1	1	...
Attempt to procure abortion	3	3	2	1	...	...	...	...	...	...	...	...	...	...	...	...	...	...	...	...	...	...	...	...	...	...	...	...	...	...	...	...	...	...	...	...	...	...	...	...	...	...	...	...	3	3	2	1
Accessory to murder after the fact	2	2	...	2	...	...	...	...	...	...	...	...	1	...	...	...	...	...	...	...	...	...	...	...	...	...	...	...	...	...	...	...	...	...	...	...	...	...	...	...	...	...	...	...	3	2	...	2
Total Number of Felonies	85	69	39	30	33	28	15	13	21	15	9	6	28	22	15	7	7	6	4	2	13	10	8	2	15	11	3	8	18	14	8	6	9	4	4	...	13	6	5	1	28	23	17	6	270	208	127	81
MISDEMEANORS.																																															
Attempt to commit sodomy	...	...	...	...	...	...	...	...	1	1	1	...	...	...	...	...	...	...	...	...	...	...	...	...	...	...	...	...	2	1	1	...	...	...	...	...	...	...	...	...	1	1	...	1	1	1	...	1
Assault	2	1	1	...	...	...	...	...	1	1	1	...	...	...	...	...	...	...	...	...	1	...	...	...	1	...	...	...	2	1	1	...	...	...	...	...	...	...	...	...	...	...	...	...	7	3	3	...
Assault on constables	...	...	...	...	...	...	...	...	8	8	8	...	...	...	...	...	...	...	...	...	...	...	...	...	...	...	...	...	...	...	...	...	...	...	...	...	...	...	...	...	...	...	...	...	8	8	8	...
Attempting to commit suicide	2	2	...	2	...	...	...	...	...	...	...	...	...	...	...	...	...	...	...	...	...	...	...	...	...	...	...	...	1	...	...	...	...	...	...	...	...	...	...	...	1	1	...	1	4	3	...	3
Assault with intent to commit a rape	3	3	3	...	3	3	3	...	1	1	1	...	...	...	...	...	...	...	...	...	...	...	...	...	...	...	...	...	1	1	1	...	...	...	...	...	1	1	1	...	1	1	1	...	10	10	10	...
Child desertion	...	...	...	...	...	...	...	...	...	...	...	...	...	...	...	...	...	...	...	...	...	...	...	...	...	...	...	...	1	1	1	...	...	...	...	...	...	...	...	...	1	...	...	...	2	1	1	...
Assault on female children under 12 years of age	4	4	3	1	...	...	...	...	...	...	...	...	...	...	...	...	1	1	1	...	...	...	...	...	2	2	...	2	...	...	...	...	...	...	...	...	...	...	...	...	...	...	...	...	7	7	4	3
Inflicting grievous bodily harm	1	1	1	...	...	...	...	...	2	2	1	1	...	...	...	...	2	...	...	...	...	...	...	...	3	3	2	1	...	...	...	...	1	1	1	...	...	...	...	...	...	...	...	...	12	10	8	2
Uttering counterfeit coin	1	...	...	...	...	...	...	...	...	...	...	...	...	...	...	...	...	...	...	...	...	...	...	...	...	...	...	...	...	...	...	...	...	...	...	...	...	...	...	...	...	...	...	...	1	...	...	...
Stabbing and wounding	...	...	...	...	...	...	...	...	2	1	1	...	1	...	...	...	...	...	...	...	...	...	...	...	...	...	...	...	...	...	...	...	...	...	...	...	...	...	...	...	...	...	...	...	3	1	1	...
Indecent assault	1	1	1	...	1	1	1	...	...	...	...	...	...	...	...	...	...	...	...	...	...	...	...	...	1	1	1	...	...	...	...	...	...	...	...	...	...	...	...	...	...	...	...	...	3	3	3	...
Keeping a bawdy-house	2	2	2	...	...	...	...	...	...	...	...	...	...	...	...	...	...	...	...	...	...	...	...	...	...	...	...	...	...	...	...	...	...	...	...	...	...	...	...	...	...	...	...	...	2	2	2	...
Attempt to commit felony	2	1	...	1	...	...	...	...	...	...	...	...	...	...	...	...	...	...	...	...	...	...	...	...	...	...	...	...	...	...	...	...	...	...	...	...	...	...	...	...	...	...	...	...	2	1	...	1
Obtaining money or goods under false pretences	5	3	2	1	...	...	...	...	...	...	...	...	...	...	...	...	...	...	...	...	...	...	...	...	...	...	...	...	2	...	...	...	...	...	...	...	...	...	...	...	2	1	1	...	9	4	3	1
Concealing birth	3	3	3	...	...	...	...	...	...	...	...	...	...	...	...	...	...	...	...	...	1	1	1	...	...	...	...	...	...	...	...	...	...	...	...	...	...	...	...	...	...	...	...	...	4	4	4	...
Unlawfully using cattle	...	...	...	...	...	...	...	...	...	...	...	...	2	2	2	...	...	...	...	...	...	...	...	...	...	...	...	...	2	2	2	...	...	...	...	...	...	...	...	...	...	...	...	...	4	4	4	...
Unlawfully wounding	5	5	4	1	2	1	...	1	2	2	2	...	3	3	2	1	...	...	...	...	1	1	1	...	...	...	...	...	...	...	...	...	...	...	...	...	...	...	...	...	1	1	1	...	14	13	10	3
Perjury	3	2	1	1	...	...	...	...	1	...	...	...	...	...	...	...	...	...	...	...	2	2	1	1	2	...	...	...	1	...	...	...	...	...	...	...	...	...	...	...	2	...	...	...	11	4	2	2
Neglecting to feed and clothe apprentice	1	1	...	1	...	...	...	...	...	...	...	...	...	...	...	...	...	...	...	...	...	...	...	...	...	...	...	...	...	...	...	...	...	...	...	...	...	...	...	...	...	...	...	...	1	1	...	1
Attempt to stab	1	1	...	1	...	...	...	...	...	...	...	...	...	...	...	...	...	...	...	...	...	...	...	...	...	...	...	...	...	...	...	...	...	...	...	...	...	...	...	...	...	...	...	...	1	1	...	1
Fraudulently contracting debt	1	1	1	...	...	...	...	...	...	...	...	...	...	...	...	...	...	...	...	...	...	...	...	...	...	...	...	...	...	...	...	...	...	...	...	...	...	...	...	...	...	...	...	...	1	1	1	...
Fraudulent insolvency	2	1	...	1	...	...	...	...	...	...	...	...	...	...	...	...	...	...	...	...	...	...	...	...	...	...	...	...	...	...	...	...	...	...	...	...	...	...	...	...	...	...	...	...	2	1	...	1
Illegally pawning	...	...	...	...	...	...	...	...	...	...	...	...	...	...	...	...	...	...	...	...	...	...	...	...	1	1	1	...	...	...	...	...	...	...	...	...	...	...	...	...	...	...	...	1	1	1	...
Libel	...	...	...	...	...	...	...	...	...	...	...	...	...	...	...	...	...	...	...	...	...	...	...	...	2	1	...	1	...	...	...	...	...	...	...	...	...	...	...	...	...	...	...	...	2	1	...	1
Total Number of Misdemeanors	39	32	22	10	6	5	4	1	17	15	14	1	6	5	4	1	3	1	1	...	4	3	2	1	13	9	5	4	8	5	5	...	3	1	1	...	1	1	1	...	12	8	6	2	112	85	65	20
Total Number of Cases	124	101	61	40	39	33	19	14	38	30	23	7	34	27	19	8	10	7	5	2	17	13	10	3	28	20	8	12	26	19	13	6	12	5	5	...	14	7	6	1	40	31	23	8	382	293	192	101

NOTE.—Some of the prisoners committed for one offence were tried for or convicted of another. This will account for some apparent discrepancies in above Return.

QUARTER SESSIONS CASES.

No. 31.—RETURN showing the Number of QUARTER SESSIONS CASES within the METROPOLITAN and COAST DISTRICT, during the Year 1874.

OFFENCES.	Sydney.				Parramatta.				Windsor.				Campbelltown.				Maitland.				Singleton.				Total.			
	Committals.	Trials.	Convictions.	Acquittals.	Committals.	Trials.	Convictions.	Acquittals.	Committals.	Trials.	Convictions.	Acquittals.	Committals.	Trials.	Convictions.	Acquittals.	Committals.	Trials.	Convictions.	Acquittals.	Committals.	Trials.	Convictions.	Acquittals.	Committals.	Trials.	Convictions.	Acquittals.
FELONIES.																												
Robbery with violence	2	...	...	...	...	...	...	...	...	...	...	...	...	...	...	...	1	1	...	1	...	...	...	...	3	1	...	1
Shooting with intent to do grievous bodily harm	...	...	...	...	...	...	...	...	...	...	...	...	...	...	...	...	1	...	...	...	...	...	...	...	1	...	...	...
Arson	2	2	1	1	...	...	...	...	...	...	...	...	...	...	...	...	...	...	...	...	...	...	...	...	2	2	1	1
Robbery	2	2	2	...	...	...	...	...	...	...	...	...	...	...	...	...	1	1	1	...	...	...	...	...	3	3	3	...
Stealing from the person	35	30	17	13	1	1	1	...	4	2	1	1	...	...	...	...	...	...	...	...	...	...	...	...	40	33	19	14
Burglary	...	...	...	...	...	...	...	...	...	...	...	...	...	...	...	...	1	1	...	1	...	...	...	...	1	1	...	1
House-breaking	1	1	1	...	...	...	...	...	...	...	...	...	...	...	...	...	...	...	...	...	...	...	...	...	1	1	1	...
Stealing in a dwelling-house	5	5	3	2	...	...	...	...	...	...	...	...	...	...	...	...	4	4	4	...	...	...	...	...	9	9	7	2
Larceny	58	54	42	12	3	3	2	1	1	1	1	...	...	...	...	...	17	17	12	5	4	4	...	4	83	79	57	22
Bigamy	2	2	2	...	...	...	...	...	...	...	...	...	...	...	...	...	...	...	...	...	...	...	...	...	2	2	2	...
Receiving stolen property	6	5	4	1	...	...	...	...	...	...	...	...	...	...	...	...	1	1	...	1	...	...	...	...	7	6	4	2
Forgery and uttering	2	1	1	...	1	1	1	...	1	1	...	1	...	...	...	...	4	4	3	1	...	...	...	...	8	7	5	2
Embezzlement	5	4	2	2	...	...	...	...	...	...	...	...	1	1	1	...	...	...	...	...	...	...	...	...	6	5	3	2
Horse-stealing	3	3	2	1	...	...	...	...	...	...	...	...	...	...	...	...	6	3	2	1	...	...	...	...	9	6	4	2
Cattle-stealing	...	...	...	...	...	...	...	...	...	...	...	...	...	...	...	...	4	4	1	3	...	...	...	...	4	4	1	3
Sheep-stealing	...	...	...	...	...	...	...	...	...	...	...	...	...	...	...	...	2	2	1	1	...	...	...	...	2	2	1	1
Assault with intent to rob	3	3	3	...	...	...	...	...	...	...	...	...	...	...	...	...	...	...	...	...	...	...	...	...	3	3	3	...
Feloniously wounding	...	...	...	...	1	1	1	...	...	...	...	...	...	...	...	...	...	...	...	...	...	...	...	...	1	1	1	...
Feloniously wounding cattle	1	1	...	1	...	...	...	...	...	...	...	...	...	...	...	...	...	...	...	...	...	...	...	...	1	1	...	1
Larceny by clerks and servants	1	1	1	...	...	...	...	...	...	...	...	...	...	...	...	...	...	...	...	...	...	...	...	...	1	1	1	...
Breach of 22 Vict. No. 19, placing stones on Railway	...	...	...	...	...	...	...	...	...	...	...	...	...	...	...	...	2	2	...	2	...	...	...	...	2	2	...	2
Total Number of Felonies	128	114	81	33	6	6	5	1	6	4	2	2	1	1	1	...	44	40	24	16	4	4	...	4	189	169	113	56
MISDEMEANORS.																												
Assault	5	5	5	...	...	...	...	...	...	...	...	...	...	...	...	...	9	7	2	5	...	...	...	...	14	12	7	5
Assault on constables	2	2	2	...	...	...	...	...	...	...	...	...	...	...	...	...	..	...	...	...	...	...	...	...	2	2	2	...
Attempting to commit suicide	3	3	1	2	1	1	...	1	1	1	1	...	...	...	...	...	2	2	2	...	...	...	...	...	7	7	4	3
Assault with intent to commit a rape	...	...	...	...	...	...	...	...	...	...	...	...	...	...	...	...	1	1	1	...	...	...	...	...	1	1	1	...
Child desertion	1	...	...	...	...	...	...	...	...	...	...	...	...	...	...	...	...	...	...	...	...	...	...	...	1	...	...	...
Assault on female children under 12 years of age	3	3	1	2	...	...	...	...	...	...	...	...	...	...	...	...	1	1	...	1	...	...	...	...	4	4	1	3
Inflicting grievous bodily harm	7	6	3	3	...	...	...	...	...	...	...	...	...	...	...	...	8	5	4	1	...	...	...	...	15	11	7	4
Uttering counterfeit coin	2	2	2	...	1	1	1	...	2	2	2	...	...	...	...	...	...	...	...	...	...	...	...	...	5	5	5	...
Indecent assault	2	2	...	2	...	...	...	...	1	1	1	...	...	...	...	...	...	...	...	...	...	...	...	...	3	3	1	2
Abduction	...	...	...	...	...	...	...	...	1	1	1	...	...	...	...	...	...	...	...	...	...	...	...	...	1	1	1	...
Keeping a bawdy house	3	3	3	...	...	...	...	...	...	...	...	...	...	...	...	...	2	2	2	...	...	...	...	...	5	5	5	...
Attempt to commit felony	1	1	1	...	...	...	...	...	...	...	...	...	...	...	...	...	2	1	...	1	...	...	...	...	3	2	1	1
Obtaining money or goods under false pretences	24	19	13	6	...	...	...	...	2	2	2	...	...	...	...	...	2	2	1	1	...	...	...	...	28	23	16	7
Forcible entry and detainer	...	...	...	...	...	...	...	...	...	...	...	...	...	...	...	...	4	2	2	...	...	...	...	...	4	2	2	...
Concealing birth	...	...	...	...	...	...	...	...	...	...	...	...	...	...	...	...	2	2	1	1	...	...	...	...	2	2	1	1
Unlawfully wounding	14	14	9	5	1	1	1	...	...	...	...	...	...	...	..	...	4	3	3	...	...	...	...	...	19	18	13	5
Perjury	2	1	...	1	...	...	...	...	...	...	...	...	...	...	...	...	3	1	...	1	1	1	...	1	6	3	...	3
Unlawfully pawning	11	9	6	3	...	...	...	...	...	...	...	...	...	...	...	...	...	...	...	...	...	...	...	...	11	9	6	3
Assault occasioning actual bodily harm	2	1	1	...	...	...	...	...	...	...	...	...	...	...	...	...	2	2	1	1	...	...	...	...	4	3	2	1
Nuisance	...	...	...	..	...	...	...	...	...	...	...	...	...	...	...	...	1	1	1	...	...	...	...	...	1	1	1	...
Libel	...	...	...	...	...	...	...	...	...	...	...	...	...	...	...	...	2	1	...	1	...	...	...	...	2	1	...	1
Total Number of Misdemeanors	82	71	47	24	3	3	2	1	7	7	7	...	...	...	...	...	45	33	20	13	1	1	...	1	138	115	76	39
Total Number of Cases	210	185	128	57	9	9	7	2	13	11	9	2	1	1	1	...	89	73	44	29	5	5	...	5	327	284	189	95

QUARTER SESSIONS CASES—*continued.*

No. 31 (*continued*)—RETURN showing the Number of QUARTER SESSIONS CASES within the SOUTHERN DISTRICT, during the Year 1874.

OFFENCES.	Goulburn.				Yass.				Wollongong.				Cooma.				Bega.				Braidwood.				Mudgee.				Queanbeyan.				Total.			
	Committals.	Trials.	Convictions.	Acquittals.	Committals.	Trials.	Convictions.	Acquittals.	Committals.	Trials.	Convictions.	Acquittals.	Committals.	Trials.	Convictions.	Acquittals.	Committals.	Trials.	Convictions.	Acquittals.	Committals.	Trials.	Convictions.	Acquittals.	Committals.	Trials.	Convictions.	Acquittals.	Committals.	Trials.	Convictions.	Acquittals.	Committals.	Trials.	Convictions.	Acquittals.
FELONIES.																																				
Robbery with violence	...	...	...	...	...	...	...	...	...	...	...	...	2	2	2	...	...	...	...	...	1	1	1	...	...	...	...	...	...	...	...	...	3	3	3	...
Robbery being armed	...	...	...	...	...	...	...	...	...	...	...	...	...	...	...	...	...	...	...	...	...	...	...	...	1	1	...	...	1	1	...	1	2	2	1	1
Shooting with intent to do grievous bodily harm	...	...	...	...	...	...	...	...	...	...	...	...	...	...	...	...	...	...	...	...	...	...	...	...	1	1	...	1	...	...	...	...	1	1	...	1
Arson	...	...	...	...	1	1	1	...	...	...	...	...	...	...	...	...	...	...	...	...	...	...	...	...	2	2	...	2	1	1	...	1	4	4	1	3
Stealing from the person	...	...	...	...	2	2	1	1	...	...	...	...	...	...	...	...	...	...	...	...	...	...	...	...	1	1	1	...	...	...	...	...	3	3	2	1
Burglary	...	...	...	...	1	1	1	...	...	...	...	...	...	...	...	...	...	...	...	...	1	1	1	...	2	2	1	1	...	...	...	...	4	4	3	1
Housebreaking	...	...	...	...	2	1	1	...	...	...	...	...	...	...	...	...	...	...	...	...	1	1	1	...	3	1	1	...	...	...	...	...	6	3	3	...
Stealing in a dwelling-house	...	...	...	...	...	...	...	...	...	...	...	...	1	...	...	...	...	...	...	...	...	...	...	...	1	1	1	...	...	...	...	...	2	1	1	...
Larceny	...	...	...	...	3	3	3	...	10	7	6	1	2	1	1	...	3	2	1	1	...	...	...	...	2	1	...	1	7	6	5	1	5	2	...	2	32	22	16	6
Receiving stolen property	...	...	...	...	2	2	2	...	...	...	...	...	...	...	...	...	...	...	...	...	...	...	...	...	6	4	4	...	1	1	1	...	9	7	7	...
Forgery and uttering	...	...	...	...	2	1	1	...	...	...	...	...	3	2	1	1	...	...	...	...	1	1	1	...	1	1	1	...	1	1	1	...	8	6	5	1
Embezzlement	...	...	...	...	...	...	...	...	...	...	...	...	...	...	...	...	...	...	...	...	...	...	...	...	4	2	2	...	...	...	...	...	4	2	2	...
Horse-stealing	...	...	...	...	3	3	2	1	1	1	...	1	...	...	...	...	4	3	2	1	...	...	...	...	8	5	2	3	...	...	...	...	16	12	6	6
Cattle-stealing	...	...	...	...	...	...	...	...	...	...	...	...	6	6	5	1	3	3	1	2	2	2	2	...	3	2	2	...	1	1	1	...	15	14	11	3
Sheep-stealing	...	...	...	...	4	3	1	2	...	...	...	...	2	2	1	1	...	...	...	...	...	...	...	...	1	1	...	1	2	1	1	...	9	7	3	4
Assault with intent to rob	...	...	...	...	...	...	...	...	1	1	...	1	...	...	...	...	...	...	...	...	...	...	...	...	...	...	...	...	...	...	...	...	1	1	...	1
Feloniously wounding	...	...	...	...	...	...	...	...	...	...	...	...	...	...	...	...	...	...	...	...	2	1	1	...	...	...	...	...	...	...	...	...	2	1	1	...
Feloniously wounding cattle	...	...	...	...	...	...	...	...	2	1	1	...	...	...	...	...	...	...	...	...	...	...	...	...	...	...	...	...	...	...	...	...	2	1	1	...
Total Number of Felonies	...	13	11	10	1	18	14	9	5	5	3	2	1	21	17	12	5	3	3	1	2	10	8	7	1	41	30	21	9	12	8	4	4	123	94	66	28
MISDEMEANORS.																																				
Assault	...	...	...	...	...	...	...	...	...	...	...	...	1	1	1	...	...	...	...	...	...	...	...	...	...	...	...	...	3	1	1	...	4	2	2	...
Assault on constables	...	...	...	...	3	...	...	...	...	...	...	...	...	...	...	...	...	...	...	...	...	...	...	...	...	...	...	...	...	...	...	...	3	...	...	...
Attempting to commit suicide	...	...	...	...	1	1	1	...	...	...	...	...	...	...	...	...	...	...	...	...	1	1	1	...	1	1	1	...	...	...	...	...	3	3	3	...
Assault with intent to commit a rape	...	...	...	...	...	...	...	...	...	...	...	...	1	1	1	...	...	...	...	...	...	...	...	...	1	1	...	1	...	...	...	...	2	2	1	1
Libel	...	...	...	...	...	...	...	...	...	...	...	...	...	...	...	...	...	...	...	...	...	...	...	...	1	...	...	...	...	...	...	...	1	...	...	...
Assault on female children under twelve years of age	...	...	...	...	...	...	...	...	...	...	...	...	1	1	1	...	...	...	...	...	1	1	1	...	...	...	...	...	...	...	...	...	2	2	2	...
Keeping a common gaming-house	...	...	...	...	1	1	...	1	...	...	...	...	...	...	...	...	...	...	...	...	1	1	1	...	...	...	...	...	...	...	...	...	2	2	1	1
Indecent assault	...	...	...	...	1	1	1	...	1	1	1	...	...	...	...	...	...	...	...	...	...	...	...	...	...	...	...	...	...	...	...	...	2	2	2	...
Abduction	...	...	...	...	...	...	...	...	...	...	...	...	1	...	...	...	...	...	...	...	...	...	...	...	...	...	...	...	...	...	...	...	1	...	...	...
Making false statement to Registrar of Births	...	...	...	...	...	...	...	...	...	...	...	...	...	...	...	...	...	...	...	...	...	...	...	...	1	1	1	...	...	...	...	...	1	1	1	...
Obtaining money or goods under false pretences	...	1	1	1	...	1	1	1	...	2	2	1	1	2	1	1	...	...	...	...	...	...	...	...	2	2	1	1	...	...	...	...	8	7	5	2
Unlawfully using cattle	...	...	...	...	1	1	1	...	...	...	...	...	...	...	...	...	...	...	...	...	...	...	...	...	1	1	1	...	...	...	...	...	2	2	2	...
Unlawfully wounding	...	...	...	...	...	...	...	...	1	...	...	...	...	...	...	...	...	...	...	...	1	1	...	1	...	...	...	...	...	...	...	...	2	1	...	1
Perjury	...	...	...	...	...	...	...	...	...	...	...	...	1	1	1	...	...	...	...	...	...	...	...	...	3	1	...	1	...	...	...	...	4	2	1	1
Riot	...	3	3	3	...	...	...	...	...	...	...	...	...	...	...	...	...	...	...	...	...	...	...	...	...	...	...	...	...	...	...	...	3	3	3	...
Conspiracy	...	2	...	...	...	...	...	...	...	...	...	...	...	...	...	...	...	...	...	...	...	...	...	...	...	...	...	...	...	...	...	...	2	...	...	...
Sending a threatening letter	...	...	...	...	...	...	...	...	1	1	...	1	...	...	...	...	...	...	...	...	...	...	...	...	...	...	...	...	...	...	...	...	1	1	...	1
Assault with intent to commit sodomy	...	...	...	...	...	...	...	...	...	...	...	...	...	...	...	...	...	...	...	...	...	...	...	...	...	...	...	...	1	1	...	1	1	1	...	1
Making false declaration under Crown Lands Alienation Act of 1861	...	...	...	...	...	...	...	...	...	...	...	...	1	1	...	1	...	...	...	...	...	...	...	...	...	...	...	...	...	...	...	...	1	1	...	1
Assault occasioning actual bodily harm	...	...	...	...	...	...	...	...	...	...	...	...	...	...	...	...	...	...	...	...	1	1	1	...	...	...	...	...	...	...	...	...	1	1	1	...
Personation at an election	...	...	...	...	...	...	...	...	...	...	...	...	...	...	...	...	...	...	...	...	...	...	...	...	2	1	...	1	...	...	...	...	2	1	...	1
Voting twice at an election	...	...	...	...	...	...	...	...	...	...	...	...	...	...	...	...	...	...	...	...	...	...	...	...	1	...	...	...	...	...	...	...	1	...	...	...
Total Number of Misdemeanors	...	13	8	7	1	2	2	2	...	5	4	2	2	7	5	4	1	...	...	...	...	5	5	4	1	13	8	4	4	4	2	1	1	49	34	24	10
Total Number of Cases	...	26	19	17	2	20	16	11	5	10	7	4	3	28	22	16	6	3	3	1	2	15	13	11	2	54	38	25	13	16	10	5	5	172	128	90	38

QUARTER SESSIONS CASES—*continued.*

No. 31 (*continued*)—RETURN showing the Number of QUARTER SESSIONS CASES within the WESTERN DISTRICT, during the Year 1874.

OFFENCES.	Dubbo.				Wellington.				Orange.				Forbes.				Bathurst.				Bourke.				Total.			
	Committals.	Trials.	Convictions.	Acquittals.	Committals.	Trials.	Convictions.	Acquittals.	Committals.	Trials.	Convictions.	Acquittals.	Committals.	Trials.	Convictions.	Acquittals.	Committals.	Trials.	Convictions.	Acquittals.	Committals.	Trials.	Convictions.	Acquittals.	Committals.	Trials.	Convictions.	Acquittals.
FELONIES.																												
Robbery with violence	3	3	1	2	...	...	...	...	1	1	1	...	...	...	...	...	1	1	...	1	...	...	...	...	5	5	2	3
Arson	3	2	1	1	...	...	...	...	2	1	...	1	...	...	...	...	...	...	...	...	...	...	...	...	5	3	1	2
Stealing from the person	...	...	...	...	...	...	...	...	1	1	1	...	...	...	...	...	3	1	...	1	...	...	...	...	4	2	1	1
Burglary	...	...	...	...	...	...	...	...	...	...	...	...	...	...	...	...	5	4	3	1	1	1	1	...	6	5	4	1
House-breaking	...	...	...	...	1	1	1	...	...	...	...	...	1	1	1	...	2	2	1	1	...	...	...	...	4	4	3	1
Stealing in a dwelling-house	...	...	...	...	...	...	...	...	...	...	...	...	...	...	...	...	1	1	1	...	...	...	...	...	1	1	1	...
Larceny	6	5	5	...	1	1	1	...	2	2	2	...	2	2	1	1	10	9	5	4	5	4	3	1	26	23	17	6
Receiving stolen property	...	...	...	...	...	...	...	...	...	...	...	...	...	...	...	...	3	3	2	1	1	1	...	1	4	4	2	2
Forgery and uttering	2	2	2	..	...	...	...	...	3	3	3	...	...	...	...	...	...	...	...	...	3	3	2	1	8	8	7	1
Embezzlement	...	...	...	...	...	...	...	...	1	1	1	...	...	...	...	...	3	2	...	2	...	...	...	...	4	3	1	2
Horse-stealing	6	5	5	...	1	1	1	...	4	2	2	...	5	4	4	...	14	13	12	1	...	...	...	...	30	25	24	1
Cattle-stealing	10	8	1	7	...	...	...	...	...	...	...	...	1	...	...	...	1	...	...	...	...	...	...	...	12	8	1	7
Sheep-stealing	1	1	...	1	...	...	...	...	...	...	...	...	2	...	...	...	2	1	...	1	...	...	...	...	5	2	...	2
Assault with intent to rob	...	...	...	...	...	...	...	...	...	...	...	...	...	...	...	...	1	1	1	...	...	...	...	...	1	1	1	...
Feloniously wounding	...	...	...	...	...	...	...	...	...	...	...	...	...	...	...	...	1	1	1	...	...	...	...	...	1	1	1	...
Pig-stealing	...	...	...	...	...	...	...	...	2	...	...	...	...	...	...	...	...	...	...	...	...	...	...	...	2	...	...	...
Feloniously killing cattle	3	2	2	...	...	...	...	...	1	1	...	...	1	1	1	1	1	1	1	...	2	...	...	...	8	5	4	1
Escape (under 22 Vic. No. 2)	1	1	1	...	...	...	...	...	1	1	1	...	...	...	...	...	...	...	...	...	...	...	...	...	2	2	2	...
Aiding prisoners to escape	...	...	...	...	...	...	...	...	1	...	...	...	...	...	...	...	...	...	...	...	...	...	...	...	1	...	...	...
Malicious injury to property	...	...	...	...	...	...	...	...	...	...	...	...	...	...	...	...	1	1	1	...	...	...	...	...	1	1	1	...
Garotting	...	...	...	...	...	...	...	...	...	...	...	...	...	...	...	...	1	...	...	...	...	...	...	...	1	...	...	...
Total Number of Felonies	35	29	18	11	3	3	3	...	19	13	11	2	12	8	7	1	50	41	28	13	12	9	6	3	131	103	73	30
MISDEMEANORS.																												
Assault	1	1	1	...	...	...	...	...	...	...	...	...	1	...	...	...	1	1	1	...	...	...	...	...	3	2	2	...
Assault on constables	...	...	...	...	...	...	...	...	...	...	...	...	...	...	...	...	...	...	...	...	1	...	...	...	1	...	...	...
Attempting to commit suicide	...	...	...	...	1	1	1	...	1	1	1	...	...	...	...	...	...	...	...	...	...	...	...	...	2	2	2	...
Assault with intent to commit a rape	...	...	...	...	...	...	...	...	...	...	...	...	...	...	...	...	2	2	2	...	...	...	...	...	2	2	2	...
Assault on female children under 12 years of age	...	...	...	...	1	...	...	...	...	...	...	...	...	...	...	...	...	...	...	...	...	...	...	...	1	...	...	...
Keeping a common gaming-house	...	...	...	...	...	...	...	...	...	...	...	...	...	...	...	...	1	1	1	...	...	...	...	...	1	1	1	...
Inflicting grievous bodily harm	...	...	...	...	...	...	...	...	...	...	...	...	...	...	...	...	4	3	1	2	...	...	...	...	4	3	1	2
Uttering counterfeit coin	...	...	...	...	...	...	...	...	...	...	...	...	...	...	...	...	1	1	1	...	...	...	...	...	1	1	1	...
Abduction	...	...	...	...	...	...	...	...	1	...	...	...	...	...	...	...	...	...	...	...	...	...	...	...	1	...	...	...
Obtaining money or goods under false pretences	1	1	1	...	...	...	...	...	2	2	1	1	2	2	2	...	3	2	1	1	4	2	2	...	12	9	7	2
Concealing birth	...	...	...	...	...	...	...	...	1	1	1	...	...	...	...	...	1	1	...	1	...	...	...	...	2	2	1	1
Unlawfully using cattle	1	1	1	...	...	...	...	...	...	...	...	...	1	1	1	...	1	1	1	...	...	...	...	...	3	3	3	...
Unlawfully wounding	3	3	3	...	...	...	...	...	1	1	1	...	...	...	...	...	...	...	...	...	...	...	...	...	4	4	4	...
Perjury	...	...	...	...	1	1	...	1	1	...	...	...	...	...	...	...	...	...	...	...	...	...	...	...	2	1	...	1
Libel	1	...	...	...	...	...	...	...	...	...	...	...	...	...	...	...	...	...	...	...	...	...	...	...	1	...	...	...
Illegally professing to celebrate a marriage	...	...	...	...	...	...	...	...	1	1	1	...	...	...	...	...	...	...	...	...	...	...	...	...	1	1	1	...
Cheating at play	...	...	...	...	...	...	...	...	...	...	...	...	...	...	...	...	1	1	1	...	...	...	...	...	1	1	1	...
Wilfully retaining a post-office letter	...	...	...	...	...	...	...	...	...	...	...	...	...	...	...	...	1	1	1	...	...	...	...	...	1	1	1	...
Escape from custody of gaoler	1	1	1	...	...	...	...	...	...	...	...	...	...	...	...	...	...	...	...	...	...	...	...	...	1	1	1	...
Total Number of Misdemeanors	8	7	7	...	3	2	1	1	8	6	5	1	4	3	3	...	16	14	10	4	5	2	2	...	44	34	28	6
Total Number of Cases	43	36	25	11	6	5	4	1	27	19	16	3	16	11	10	1	66	55	38	17	17	11	8	3	175	137	101	36

QUARTER SESSIONS CASES—*continued.*

No. 31 (*continued*)—RETURN showing the Number of QUARTER SESSIONS CASES within the SOUTH-WESTERN DISTRICT, during the Year 1874.

OFFENCES.	Young.				Gundagai.				Wagga Wagga.				Albury.				Deniliquin.				Hay.				Wentworth.				Total.			
	Committals.	Trials.	Convictions.	Acquittals.	Committals.	Trials.	Convictions.	Acquittals.	Committals.	Trials.	Convictions.	Acquittals.	Committals.	Trials.	Convictions.	Acquittals.	Committals.	Trials.	Convictions.	Acquittals.	Committals.	Trials.	Convictions.	Acquittals.	Committals.	Trials.	Convictions.	Acquittals.	Committals.	Trials.	Convictions	Acquittals.
FELONIES.																																
Arson	...	...	...	...	...	...	...	...	...	...	...	...	...	...	...	...	1	1	1	...	...	...	...	...	...	...	...	...	1	1	1	...
Robbery	...	...	...	...	...	..	...	...	...	...	...	...	3	3	...	3	...	...	...	...	...	...	...	...	...	...	...	...	3	3	...	3
Stealing from the person	...	...	...	...	...	...	...	...	2	1	...	1	...	...	...	...	...	...	...	...	...	...	...	...	...	...	...	...	3	2	...	2
Burglary	...	...	...	...	...	...	...	...	1	1	1	...	...	...	...	...	1	1	1	...	...	...	...	...	...	...	...	...	2	2	2	...
House-breaking	...	...	...	...	...	...	...	...	...	...	...	...	1	1	1	...	...	...	...	...	...	...	...	...	...	...	...	...	1	1	1	...
Stealing in a dwelling-house	...	...	...	...	...	...	...	...	2	2	2	...	3	2	2	...	1	1	1	...	...	...	...	...	...	...	...	...	9	6	6	...
Larceny	...	...	...	...	9	7	4	3	10	10	5	5	5	5	4	1	10	7	6	1	2	2	2	...	5	5	3	2	3	3	1	2	44	39	25	14
Receiving stolen property	...	...	...	...	...	...	...	...	...	...	...	...	...	...	...	...	...	...	...	...	...	...	...	...	...	...	...	...	1	1	1	...
Forgery and uttering	...	...	...	...	2	2	2	...	...	...	...	...	3	3	3	...	1	1	1	...	1	...	...	...	...	...	...	...	3	3	2	1	10	9	8	1
Embezzlement	...	...	...	...	...	...	...	...	...	...	...	...	1	1	...	1	...	...	...	...	...	...	...	...	1	...	...	...	...	...	...	...	2	1	...	1
Horse-stealing	...	...	...	...	6	5	2	3	...	...	...	...	2	2	1	1	4	4	4	...	4	3	2	1	3	2	2	...	...	...	...	...	19	16	11	5
Cattle-stealing	...	...	...	...	...	...	...	...	1	1	...	1	...	...	...	...	2	2	...	2	...	...	...	...	...	...	...	...	...	...	...	...	3	3	...	3
Sheep-stealing	...	...	...	...	3	1	...	1	1	1	...	1	1	1	1	...	...	...	...	...	...	...	...	...	...	...	...	...	2	2	2	...	7	5	3	2
Feloniously wounding	...	...	...	...	1	...	...	...	...	...	...	...	2	1	...	1	...	...	...	...	...	...	...	...	...	...	...	...	...	...	...	...	3	1	...	1
Total Number of Felonies	...	...	...	...	25	17	9	8	12	12	5	7	19	17	12	5	24	20	14	6	10	8	7	1	9	7	5	2	9	9	6	3	108	90	58	32
MISDEMEANORS.																																
Assault	...	...	...	...	1	1	1	...	...	...	...	...	...	...	...	...	1	1	1	...	...	...	...	...	...	...	...	...	...	...	...	...	2	2	2	...
Attempting to commit suicide	...	...	...	...	...	...	...	...	1	1	1	...	1	1	1	...	1	1	1	...	...	...	...	...	...	...	...	...	...	...	...	...	3	3	3	...
Inflicting grievous bodily harm	...	...	...	...	...	...	...	...	...	...	...	...	1	1	...	1	...	...	...	...	...	...	...	...	...	...	...	...	...	...	...	...	1	1	...	1
Uttering counterfeit coin	...	...	...	...	2	2	2	...	...	...	...	...	...	...	...	...	...	...	...	...	...	...	...	...	...	...	...	...	...	...	...	...	2	2	2	...
Indecent assault	...	...	...	...	1	1	1	...	...	...	...	...	...	...	...	...	1	1	1	...	...	...	...	...	...	...	...	...	...	...	...	...	2	2	2	...
Obtaining money or goods under false pretences	...	...	...	...	1	1	...	1	2	2	...	2	1	1	1	...	1	1	...	1	1	...	...	...	1	...	...	...	...	...	...	...	7	5	1	4
Unlawfully using cattle	...	...	...	...	...	...	...	...	...	...	...	...	1	1	1	...	...	...	...	...	...	...	...	...	...	...	...	...	...	...	...	...	1	1	1	...
Unlawfully wounding	...	...	...	...	...	...	...	...	...	...	...	...	...	...	...	...	...	...	...	...	1	1	1	...	...	...	...	...	...	...	...	...	1	1	1	...
Perjury	...	...	...	...	...	...	...	...	1	1	...	1	1	1	1	...	...	...	...	...	...	...	...	...	...	...	...	...	...	...	...	...	2	2	1	1
Having in possession implements for making counterfeit coin	...	...	...	...	1	...	...	...	...	...	...	...	...	...	...	...	...	...	...	...	...	...	...	...	...	...	...	...	...	...	...	...	1	...	...	...
Total Number of Misdemeanors	...	...	...	...	6	5	4	1	4	4	1	3	5	5	4	1	4	4	3	1	2	1	1	...	1	...	...	...	...	...	...	...	22	19	13	6
Total Number of Cases	...	...	...	...	31	22	13	9	16	16	6	10	24	22	16	6	28	24	17	7	12	9	8	1	10	7	5	2	9	9	6	3	130	109	71	38

QUARTER SESSIONS CASES—*continued.*

No. 31 (*continued*)—RETURN showing the Number of QUARTER SESSIONS CASES within the NORTHERN DISTRICT, during the Year 1874.

OFFENCES.	Muswellbrook.				Murrurundi.				Narrabri.				Tamworth.				Armidale.				Tenterfield				Grafton.				Port Macquarie.				Total.			
	Committals.	Trials.	Convictions.	Acquittals.	Committals.	Trials.	Convictions.	Acquittals.	Committals.	Trials.	Convictions.	Acquittals.	Committals.	Trials.	Convictions.	Acquittals.	Committals.	Trials.	Convictions.	Acquittals.	Committals.	Trials.	Convictions.	Acquittals.	Committals.	Trials.	Convictions.	Acquittals.	Committals.	Trials.	Convictions.	Acquittals.	Committals.	Trials.	Convictions.	Acquittals.
FELONIES.																																				
Robbery being armed	...	...	...	...	...	...	...	...	...	...	...	...	2	2	2	...	...	...	...	...	...	...	...	...	...	...	...	...	...	...	...	...	2	2	2	...
Arson	...	...	...	...	...	...	...	...	...	...	...	...	...	...	...	...	...	...	...	...	1	...	...	...	...	...	...	...	...	...	...	...	1	...	...	...
Stealing from the person	...	...	...	...	...	...	...	...	...	...	...	...	2	2	1	1	...	...	...	...	1	1	1	...	...	...	...	...	...	...	...	...	3	3	2	1
Burglary	...	...	...	...	...	...	...	...	...	...	...	...	1	1	1	...	...	...	...	...	...	...	...	...	1	...	...	...	1	1	1	...	3	2	2	...
House-breaking	...	...	...	...	...	...	...	...	...	...	...	...	2	2	...	2	...	...	...	...	...	...	...	...	2	2	...	2	...	...	...	...	4	4	...	4
Stealing in a dwelling-house	...	...	...	...	...	...	...	...	...	...	...	...	...	...	...	...	...	...	...	...	...	...	...	...	1	1	1	...	...	...	...	...	1	1	1	...
Larceny	...	...	...	...	1	1	1	...	3	1	1	...	5	4	4	...	5	4	4	...	...	...	...	...	10	10	6	4	1	...	...	...	25	20	16	4
Bigamy	...	...	...	...	...	...	...	...	...	...	...	...	...	...	...	...	1	1	1	...	...	...	...	...	1	1	1	...	...	...	...	...	2	2	2	...
Receiving stolen property	...	...	...	...	...	...	...	...	...	...	...	...	...	...	...	...	...	...	...	...	1	1	1	...	2	2	...	2	...	...	...	...	3	3	1	2
Forgery and uttering	...	...	...	...	...	...	...	...	1	1	...	1	...	...	...	...	1	1	...	1	4	4	4	...	...	...	...	...	...	...	...	...	6	6	4	2
Embezzlement	...	...	...	...	...	...	...	...	...	...	...	...	2	...	...	...	...	...	...	...	...	...	...	...	...	...	...	...	...	...	...	...	2	...	...	...
Horse-stealing	...	...	...	...	...	...	...	...	5	4	...	4	3	1	1	...	3	2	2	...	1	1	1	...	3	3	3	...	1	...	...	...	16	11	7	4
Cattle-stealing	...	...	...	...	1	...	...	...	2	1	...	1	6	6	6	...	1	1	...	1	...	...	...	...	6	3	1	2	2	2	1	1	19	14	9	5
Sheep-stealing	...	...	...	...	1	1	...	1	1	...	...	...	...	...	...	...	...	...	...	...	...	...	...	...	...	...	...	...	...	...	...	...	2	1	...	1
Assault with intent to rob	...	...	...	...	...	...	...	...	...	...	...	...	1	1	...	1	...	...	...	...	...	...	...	...	...	...	...	...	...	...	...	...	1	1	...	1
Feloniously wounding	...	...	...	...	...	...	...	...	...	...	...	...	2	2	2	...	...	...	...	...	2	2	1	1	...	...	...	...	...	...	...	...	4	4	3	1
Feloniously wounding cattle	...	...	...	...	...	...	...	...	...	...	...	...	...	...	...	...	3	3	...	3	...	...	...	...	...	...	...	...	1	1	1	...	4	4	1	3
Feloniously secreting a post letter	...	...	...	...	...	...	...	...	...	...	...	...	...	...	...	...	...	...	...	...	...	...	...	...	1	...	...	...	...	...	...	...	1	...	...	...
Attempt to drown	...	...	...	...	...	...	...	...	...	...	...	...	...	...	...	...	...	...	...	...	...	...	...	...	...	...	...	...	1	1	...	1	1	1	...	1
Total Number of Felonies	...	2	2	2	...	2	1	...	1	12	7	1	6	26	21	17	4	14	12	7	5	10	9	8	1	27	22	12	10	7	5	3	2	100	79	50	29
MISDEMEANORS.																																				
Assault	...	...	...	...	...	...	...	...	...	1	1	1	...	...	...	...	...	...	...	...	...	...	...	...	...	...	...	...	...	...	...	...	1	1	1	...
Attempting to commit suicide	...	...	...	...	1	1	...	1	...	...	...	...	...	...	...	...	...	...	...	...	...	...	...	...	...	...	...	...	...	...	...	...	1	1	...	1
Assault with intent to commit a rape	...	...	...	...	...	...	...	...	...	...	...	...	2	1	...	1	...	...	...	...	...	...	...	...	...	...	...	...	...	...	...	...	2	1	..	1
Assault on female children under 12 years of age	...	...	...	...	...	...	...	...	...	...	...	...	...	...	...	...	...	...	...	...	...	...	...	...	1	1	1	...	...	...	...	...	1	1	1	...
Obtaining money or goods under false pretences	...	...	...	...	...	...	...	...	...	...	...	...	...	...	...	...	1	1	...	1	...	...	...	...	...	...	...	...	...	...	...	...	1	1	...	1
Unlawfully using cattle	...	...	...	...	...	...	...	...	1	1	1	...	3	3	3	...	...	...	...	...	...	...	...	...	...	...	...	...	...	...	...	...	4	4	4	...
Perjury	...	...	...	...	...	...	...	...	...	...	...	...	...	...	...	...	...	...	...	...	...	...	...	...	...	...	...	...	1	1	...	1	1	1	...	1
Making false statement to Registrar of Births	...	...	...	...	...	...	...	...	1	1	...	1	...	...	...	...	...	...	...	...	...	...	...	...	...	...	...	...	...	...	...	...	1	1	...	1
Riot	...	...	...	...	...	...	...	...	...	...	...	...	...	...	...	...	9	...	...	...	...	...	...	...	...	...	...	...	...	...	...	...	9	...	...	...
Fraudulent insolvency	...	...	...	...	...	...	...	...	...	...	...	...	...	...	...	...	1	1	1	...	...	...	...	...	...	...	...	...	...	...	...	...	1	1	1	...
Fraudulently detaining mail-bag	...	...	...	...	...	...	...	...	...	...	...	...	...	...	...	...	1	1	...	1	...	...	...	...	...	...	...	...	...	...	...	...	1	1	...	1
Unlawfully opening post office letter	...	...	...	...	...	...	...	...	...	...	...	...	...	...	...	...	...	...	...	...	...	...	...	...	1	1	...	1	...	...	...	...	1	1	...	1
Libel	...	...	...	...	...	...	...	...	...	...	...	...	...	...	...	...	...	...	...	...	...	...	...	...	1	...	...	...	...	...	...	...	1	...	...	...
Total Number of Misdemeanors	...	1	1	...	1	...	...	...	...	3	3	2	1	5	4	3	1	12	3	1	2	...	...	...	...	3	2	1	1	1	1	...	1	25	14	7	7
Total Number of Cases	...	3	3	2	1	2	1	...	1	15	10	3	7	31	25	20	5	26	15	8	7	10	9	8	1	30	24	13	11	8	6	3	3	125	93	57	35

SUMMARY.

Metropolitan and Coast District	327	284	189	95
Southern District	172	128	90	38
Western District	175	137	101	36
South-western District	130	109	71	38
Northern District	125	93	57	36
General Total	929	751	508	243

CONVICTIONS.

No. 32.—DECENNIAL RETURN of the Number of CONVICTIONS in the SUPREME and CIRCUIT COURTS and COURTS OF QUARTER SESSIONS.

Year.	Felonies.			Misdemeanors.			Total Number of Convictions.
	Supreme and Circuit Courts.	Courts of Quarter Sessions.	Total.	Supreme and Circuit Courts.	Courts of Quarter Sessions.	Total.	
1865	105	439	544	22	120	142	686
1866	150	433	583	34	153	187	770
1867	176	362	538	42	122	164	702
1868	148	288	436	39	126	165	601
1869	139	390	529	35	118	153	682
1870	103	331	434	44	123	167	601
1871	127	343	470	38	120	158	628
1872	119	341	460	53	130	183	643
1873	151	303	454	52	141	193	647
1874	127	360	487	65	148	213	700

EXECUTIONS.

No. 33.—RETURN of the Number of CRIMINALS EXECUTED during the Year commencing 1st January and ending 31st December, 1874.

Where executed.	Religion.	Age.	Offence.	Condition.	Number.
Goulburn	Roman Catholic	22	Murder	Free	1
Do.	Church of England	29	Attempt to commit murder.	Do.	1
Armidale	Wesleyan	16	Rape	Do.	1
					3

No. 34.—DECENNIAL RETURN of the Number of CRIMINALS EXECUTED.

Year.	Number.	Year.	Number.
1865	3	1870	...
1866	6	1871	3
1867	4	1872	3
1868	5	1873	4
1869	...	1874	3

SUMMARY JURISDICTION.

No. 35.—RETURN showing the Number of Persons taken into Custody and Summarily Dealt with, Committed for Trial, or Discharged, and the Degree of Instruction of same, between the 1st January and 31st December, 1874, in the several Police Districts of the Colony.

Police Districts.	Benches.	Offences against the Person.								Offences against Property.								Drunkenness.								Degree of Instruction.					
		Taken into Custody.		Convicted.		Committed for Trial.		Discharged.		Taken into Custody.		Convicted.		Committed for Trial.		Discharged.		Taken into Custody.		Convicted.		Committed for Trial.		Discharged.		Can neither read nor write.		Can read only.		Can read and write.	
		M.	F.	M.	F.	M.	F.	M.	F.	M.	F.	M.	F.	M.	F.	M.	F.	M.	F.	M.	F.	M.	F.	M.	F.	M.	F.	M.	F.	M.	F.
Albury	Albury	55	9	49	6	4	1	2	2	47	5	15	2	17	2	15	1	116	6	92	4	...	...	24	2	14	8	9	4	195	8
	Corowa	29	...	21	...	2	...	6	...	21	2	11	2	7	...	3	...	15	...	1	...	...	...	14	...	13	...	3	1	49	1
	Howlong	6	1	3	...	2	...	1	1	5	...	3	...	1	...	1	...	1	...	1	...	...	...	1	...	2	...	...	1	10	...
	Mulwalla	2	...	2	...	...	..	...	...	...	...	...	...	...	...	...	...	1	...	1	...	...	...	...	...	...	...	3	...	...	...
	*Tumberumba	5	...	3	...	...	...	2	...	9	...	3	...	3	...	3	...	2	...	2	...	...	...	...	...	3	...	2	...	11	...
	Ten-mile Creek	3	...	3	...	...	...	...	...	...	...	...	...	...	...	...	...	2	...	2	...	...	...	...	...	3	...	...	...	2	...
Armidale...	Armidale	36	4	26	2	8	1	2	1	30	2	20	1	8	...	2	1	185	10	170	10	...	...	15	...	32	5	24	2	195	9
	*Uralla	6	1	6	1	...	...	...	...	8	2	2	2	6	...	...	...	12	2	10	2	...	...	2	...	6	2	2	...	18	3
	Bendemeer	6	...	2	...	...	...	4	...	...	...	...	...	...	...	...	...	13	2	8	...	...	...	5	2	5	...	1	...	13	2
	Walcha	18	2	17	2	1	...	...	...	21	1	20	1	1	...	...	...	17	2	...	...	...	...	17	2	25	3	15	2	16	...
	Bundarra	1	...	1	...	...	...	...	...	5	...	2	...	1	...	2	...	17	...	10	...	...	...	7	...	4	...	1	...	18	...
Balranald	Balranald	6	2	4	1	1	1	1	...	3	...	3	...	...	...	...	...	40	1	12	1	...	...	28	...	1	...	14	...	34	3
Bathurst...	Bathurst	191	45	139	33	4	1	48	11	79	11	36	3	24	3	19	5	307	43	307	43	...	...	...	...	105	21	22	10	450	68
	Sofala	8	...	4	...	...	...	4	...	12	1	3	...	4	...	5	1	19	2	15	2	...	...	4	...	10	1	3	...	26	2
	Rockley	10	1	4	1	3	...	3	...	15	3	6	...	2	3	7	...	10	...	7	...	...	...	3	...	15	...	2	3	18	1
	Oberon	...	...	...	...	...	...	...	...	3	...	...	...	...	...	3	...	8	...	5	...	...	...	3	...	4	...	3	...	4	...
Bega	Bega	16	...	9	...	1	...	6	...	7	1	4	...	1	...	2	1	12	...	7	...	...	...	5	...	3	1	1	...	31	...
Berrima	Berrima	21	...	12	...	5	...	4	...	12	...	8	...	2	...	2	...	19	...	7	...	...	...	12	...	5	...	...	...	47	...
Bombala	Bombala	10	...	7	...	2	...	1	...	5	3	4	1	...	1	1	1	6	...	4	...	...	...	2	...	4	...	...	...	17	3
Boorowa	Boorawa	18	2	16	2	...	...	2	...	15	...	3	...	7	...	5	...	15	...	8	...	...	...	7	...	9	1	...	...	39	1
	Binalong	20	2	16	2	...	...	4	...	2	...	...	...	2	...	...	...	9	...	7	...	...	...	2	...	6	...	4	...	21	2
Bourke	Bourke	16	...	8	...	1	...	7	...	19	1	4	1	6	...	9	...	30	2	26	2	...	...	4	...	4	...	3	...	58	3
	Brewarrina	3	...	...	...	1	...	2	...	8	...	2	...	5	...	1	...	9	...	9	...	...	...	...	...	6	...	1	...	13	...
	Eringunia	...	...	...	...	...	...	...	...	...	...	...	...	...	...	...	...	...	...	...	...	...	...	...	...	...	...	...	...	...	...
	Gongolgan...	2	...	...	...	2	..	...	...	...	...	...	...	...	...	...	...	...	...	...	...	...	...	...	...	...	...	...	...	...	...
Braidwood	Braidwood...	35	2	29	1	2	1	4	...	17	...	7	...	...	...	5	...	24	2	15	1	...	...	9	1	26	3	20	1	30	...
	Araluen...	3	...	...	...	2	...	1	...	8	...	4	...	2	...	2	...	2	1	2	1	...	...	...	...	2	...	...	...	11	1
Brisbane Water ...	Gosford	5	1	4	1	1	...	...	...	1	1	...	...	1	...	...	1	13	3	7	1	...	...	6	2	3	2	4	1	12	2
Broulee	Moruya	5	...	5	...	...	...	...	...	3	...	3	...	...	...	...	...	18	2	3	...	...	...	15	2	10	2	1	...	15	...
	Nelligen	...	...	...	...	...	...	...	...	...	...	...	...	...	...	...	...	1	...	1	...	...	...	...	...	1	...	...	...	...	...
	Norrigundah	1	...	1	...	...	...	...	...	2	...	1	...	...	...	1	...	2	1	2	1	...	...	...	...	2	...	...	...	3	1
Camden, Narellan, and Picton.	Camden	2	1	2	1	...	...	...	...	5	...	3	...	1	...	1	...	31	...	31	...	...	...	...	...	8	...	2	...	28	1
	Picton	4	...	4	...	...	...	...	...	...	...	...	...	...	...	...	...	13	1	13	1	...	...	...	...	5	1	1	...	11	...
Campbelltown	Campbelltown	28	4	26	4	...	...	2	...	15	...	8	...	3	...	4	...	42	4	42	4	...	...	...	...	62	6	13	2	10	...
Carcoar	Carcoar	29	3	15	1	...	1	14	1	32	1	3	...	13	...	16	1	18	6	4	3	...	...	14	3	14	5	4	1	61	4
	Tuena	1	1	...	...	1	1	...	...	1	...	1	...	...	...	...	...	...	...	...	...	...	...	...	...	...	1	...	...	2	...
	Trunkey Creek	1	2	...	...	...	...	1	2	3	...	...	...	1	...	2	...	8	...	5	...	...	...	3	...	2	2	...	...	10	...
Cassilis	Cassilis	...	...	...	...	...	...	...	...	2	1	1	1	1	...	...	...	12	5	10	3	...	...	2	2	3	2	...	1	11	3
	Merriwa	5	...	3	...	2	...	...	...	13	...	3	...	3	...	7	...	23	2	19	2	...	...	4	...	1	...	...	...	40	2
	Denison Town	...	...	...	...	...	...	...	...	10	...	6	...	2	...	2	...	1	...	1	...	...	...	...	...	2	...	1	...	8	...
Cooma	Cooma	6	...	2	...	2	...	2	...	14	...	7	...	4	...	3	...	78	14	50	9	...	...	28	5	10	4	10	3	78	7
	Nimitybelle	...	...	...	...	...	...	...	...	...	...	...	...	...	...	...	...	1	...	...	...	...	...	1	...	...	...	...	...	1	...
	*Buckley's Crossing, Snowy Rivr.	...	...	...	...	...	...	...	...	...	...	...	...	...	...	...	...	11	...	7	...	...	...	4	...	4	...	1	...	6	...
	Seymour	...	...	...	...	...	...	...	...	4	...	2	...	...	...	2	...	4	...	4	...	...	...	...	...	...	...	2	...	6	...
	Kiandra	2	...	1	...	...	...	1	...	3	...	1	...	1	...	1	...	6	1	6	1	...	...	...	...	1	...	...	...	10	1
Coonamble	Coonamble	14	...	13	...	...	...	1	...	12	...	6	...	6	...	...	...	16	3	16	2	...	...	...	1	30	1	4	1	8	1
	Coonabarrabran	8	...	3	...	2	...	3	...	10	1	4	1	2	...	4	...	29	3	25	1	...	...	4	2	4	...	4	1	39	3
Cowra	Cowra	13	2	5	...	3	...	5	2	9	...	3	...	2	...	4	...	16	3	3	1	...	...	13	2	9	1	3	...	26	4
Deniliquin	Deniliquin...	9	...	5	...	2	...	2	...	15	...	4	...	5	...	6	...	75	4	45	1	...	...	30	3	20	3	4	...	75	1
	Moulamein	1	...	1	...	...	...	...	...	3	...	2	...	...	...	1	...	2	...	1	...	...	...	1	...	2	...	...	...	4	...
	Jerilderie	1	...	1	...	...	...	...	...	7	1	3	...	4	...	...	1	13	...	3	...	...	...	10	...	4	...	...	...	17	1
	Tocumwall...	2	...	1	...	1	...	...	...	2	...	...	...	1	...	1	...	5	...	2	...	...	...	3	...	2	...	...	...	7	...

* Last year's return—no return could be obtained for this year.

No. 35 (*continued*)—RETURN of SUMMARY JURISDICTION—*continued*.

POLICE DISTRICTS.	BENCHES.	Offences against the Person.								Offences against Property.								Drunkenness.								Degrees of Instruction.					
		Taken into Custody.		Convicted.		Committed for Trial.		Discharged.		Taken into Custody.		Convicted.		Committed for Trial.		Discharged.		Taken into Custody.		Convicted.		Committed for Trial.		Discharged.		Can neither read nor write.		Can read only.		Can read and write.	
		M.	F.	M.	F.	M.	F.	M.	F.	M.	F.	M.	F.	M.	F.	M.	F.	M.	F.	M.	F.	M.	F.	M.	F.	M.	F.	M.	F.	M.	F.
Dowling	Ulladulla	...	...	...	...	...	...	...	...	3	1	2	...	...	...	1	1	1	...	...	...	...	...	1	...	1	...	1	...	2	1
Dubbo	Dubbo	56	1	41	1	10	...	5	...	59	3	11	...	33	2	15	1	87	2	35	1	...	...	52	1	36	2	5	...	161	4
	Canonba	1	...	1	...	...	...	...	...	2	...	1	...	...	...	1	...	5	2	2	1	...	...	3	1	...	1	...	1	8	...
	Coolah	...	...	...	...	...	...	...	...	...	...	...	...	...	...	...	...	...	...	...	...	...	...	...	...	...	...	...	...	...	...
	Warren	2	...	...	...	1	...	1	...	4	...	...	...	1	...	3	...	4	...	3	...	...	...	1	...	3	...	2	...	5	...
	Dandaloo	...	1	...	...	...	1	...	...	1	...	1	...	...	...	...	...	...	...	...	...	...	...	...	...	...	...	...	1	1	...
Dungog	Dungog	12	1	9	1	...	...	3	...	2	...	...	...	1	...	1	...	14	...	10	...	...	...	4	...	13	...	3	1	12	...
	Clarence Town	5	...	4	...	1	...	...	...	...	...	...	...	...	...	...	...	2	...	2	...	...	...	...	...	3	...	1	...	3	...
Eden	Eden	7	...	3	..	...	...	4	...	1	...	...	...	...	...	1	...	3	...	2	...	...	...	1	...	2	...	...	...	9	...
	Panbula	4	...	4	...	...	...	...	...	5	...	4	...	1	...	...	...	1	...	1	...	...	...	...	...	...	...	1	...	9	...
Forbes	Forbes	43	11	28	10	1	...	14	1	23	2	7	2	6	...	10	...	71	10	37	5	...	...	34	5	22	2	2	2	113	19
	Parkes	14	4	8	2	...	1	6	1	30	8	11	2	8	...	11	6	89	27	87	23	...	...	2	4	20	4	7	6	106	29
Glen Innes	Glen Innes	47	...	44	...	...	...	3	...	29	1	16	...	4	1	9	...	100	...	92	...	...	...	8	...	27	...	5	...	144	1
Goulburn	Goulburn	164	47	113	31	7	1	44	15	44	12	18	9	14	...	12	3	132	22	67	12	...	...	65	10	86	30	20	11	234	40
	Binda	5	1	5	1	...	...	...	...	1	1	...	...	1	1	...	...	5	...	3	...	...	...	2	...	1	2	...	...	10	...
	Collector	2	...	1	...	...	...	1	...	3	1	1	...	2	...	...	1	3	...	...	...	...	...	3	...	1	...	4	...	3	1
Grafton	Grafton	53	...	30	...	5	...	18	...	38	3	11	...	13	1	14	2	60	6	21	5	...	...	39	1	25	...	21	1	105	8
	Maclean	11	...	9	...	...	...	2	...	...	...	...	...	...	...	...	...	7	...	7	...	...	...	...	...	3	...	2	...	13	...
	Lawrence	16	...	9	...	...	...	7	...	11	...	3	...	1	...	7	...	13	...	9	...	...	...	4	...	5	...	3	...	32	...
Grenfell	Grenfell	50	1	32	...	3	...	15	1	20	3	5	1	8	1	7	1	18	1	4	...	...	...	14	1	12	3	2	1	74	1
	Morangarell	...	...	...	...	...	...	...	...	1	...	...	...	...	...	1	...	3	1	3	...	...	...	...	1	2	...	...	...	2	1
Gundagai	Gundagai	16	4	10	2	1	1	5	1	17	3	11	1	5	1	1	1	52	2	18	1	...	...	34	1	19	1	7	5	59	3
	Adelong	7	...	5	...	...	...	2	...	11	...	...	...	6	...	5	...	7	...	7	...	...	...	...	...	4	...	1	...	20	...
	Cootamundry	...	...	...	...	...	...	..	...	...	...	...	...	...	...	...	...	...	...	...	...	...	...	...	...	...	...	...	...	...	...
Hartley	Hartley	3	...	3	...	...	...	...	...	9	1	2	1	3	...	4	...	...	...	...	...	...	...	...	...	1	...	...	...	11	1
	Rydal	2	2	2	...	...	1	...	1	8	2	3	1	2	...	3	1	4	1	4	1	...	...	...	...	2	2	...	...	12	3
Inverell	Inverell	6	...	2	...	4	...	...	...	10	...	7	...	3	...	...	...	78	9	57	9	...	...	21	...	11	3	5	...	78	6
	Ashford	1	...	1	...	...	...	...	...	2	...	...	...	...	...	2	...	1	...	1	...	...	...	...	...	...	...	...	...	4	...
Kiama	Kiama	8	1	5	1	...	...	3	...	3	...	...	...	1	...	2	...	47	1	26	...	...	...	21	1	14	...	1	1	43	1
Liverpool	Liverpool	13	7	9	4	...	1	4	2	12	3	10	3	2	...	...	...	28	8	16	6	...	...	12	2	20	10	3	3	30	5
Macleay River	West Kempsey	16	1	12	...	2	...	2	1	5	1	2	...	...	...	3	1	13	1	13	1	...	...	...	...	11	1	1	...	22	2
	Boat Harbour	3	1	3	...	...	...	...	1	5	1	1	1	3	...	1	...	...	...	...	...	...	...	...	...	2	2	1	...	5	...
	Nambucca...	...	...	...	...	...	...	...	...	...	...	...	...	...	...	...	...	...	...	...	...	...	...	...	...	...	...	...	...	...	...
Maitland...	East Maitland	43	19	31	17	1	...	11	2	10	3	3	1	5	1	2	1	54	16	36	12	...	...	18	4	31	17	7	11	69	10
	West Maitland	43	27	26	18	4	1	13	8	11	7	5	3	3	1	3	3	61	25	35	19	...	...	26	6	17	30	6	5	92	24
	Morpeth	13	...	11	...	...	...	2	...	2	...	1	...	...	...	1	...	18	2	13	...	...	...	5	2	7	1	2	...	24	1
Manning River... ...	Wingham	7	...	1	...	3	...	3	...	4	...	2	...	1	...	1	...	2	1	1	1	...	...	1	...	6	...	...	1	7	...
	Cundletown	...	...	...	...	...	...	...	...	...	...	...	...	...	...	...	...	...	...	...	...	...	...	...	...	...	...	...	...	...	...
	Taree	3	...	1	...	...	...	2	...	8	...	4	...	1	...	3	...	1	...	1	...	...	...	...	...	...	...	2	...	10	...
	Tinonee	...	...	...	...	...	...	...	...	..	...	...	...	...	...	...	...	...	...	...	...	...	...	...	...	...	...	...	...	...	...
Metropolitan	Central Police Office ...	1,250	704	914	574	76	28	260	102	453	175	279	106	83	15	91	54	3,068	1,850	2,058	1,622	...	...	1,010	237	320	220	95	132	4,356	2,386
	Water Police Office ...	918	198	646	138	28	4	244	56	417	95	226	60	47	13	144	22	1,714	498	1,631	473	...	...	83	25	444	221	60	57	2,545	513
Mitchell	Menindee	2	...	...	...	2	...	...	...	9	...	3	...	2	...	4	...	9	...	7	...	...	...	2	...	2	...	...	...	18	...
	Wilcannia...	3	...	2	...	...	...	1	...	9	...	1	...	4	...	4	...	23	...	15	...	...	...	8	...	7	...	4	...	24	...
Moama	Moama	3	...	2	...	...	...	1	...	9	...	4	...	1	...	4	...	12	...	9	...	...	...	3	...	1	...	...	...	23	...
Molong	Molong	6	...	3	...	...	...	3	...	9	...	...	...	5	...	4	...	7	...	6	...	...	...	1	...	3	...	1	...	18	...
	Toogong	10	...	2	...	...	...	8	...	13	...	1	...	4	...	8	...	...	...	...	...	...	...	...	...	*	*	*	*	*	*
	Obley	1	...	...	...	1	...	...	...	11	...	...	...	6	...	5	..	...	...	...	...	...	...	...	...	...	...	...	...	...	...
Mudgee	Mudgee	66	7	47	5	4	...	15	2	35	3	9	2	17	...	9	1	34	12	18	7	...	...	16	5	14	6	13	5	108	11
	Hargraves (Louisa Creek) ...	...	...	...	...	...	...	...	...	1	...	...	...	1	...	...	...	1	...	1	...	...	...	...	...	...	...	...	...	2	...
	Windeyer	2	...	1	...	1	...	...	...	4	...	1	...	3	...	...	...	...	...	...	...	...	...	...	...	...	...	...	...	3	...
	Gulgong	106	21	78	16	5	1	23	4	74	14	22	5	14	3	38	6	100	38	53	28	...	...	47	10	63	22	23	13	194	38
Murrurundi	Murrurundi	51	9	33	6	2	...	16	3	5	...	5	...	...	...	...	...	45	13	31	8	...	...	14	5	20	2	1	3	80	17
	Wallabadah	3	1	1	...	...	...	2	1	3	...	1	...	1	...	1	...	3	...	3	...	...	...	...	...	3	...	3	...	3	1
Muswellbrook & Merton	Muswellbrook	38	2	21	2	4	...	13	...	5	2	3	1	...	...	2	1	45	1	13	1	...	...	32	...	8	1	13	1	67	3
Narrabri	Narrabri	12	2	10	1	2	...	...	1	8	1	2	...	4	...	2	1	11	...	10	...	...	...	1	...	10	2	...	...	21	1
	Wee Waa	...	...	...	...	...	...	...	...	...	...	...	...	...	...	...	...	2	...	2	...	...	...	...	...	...	...	...	...	2	...
Newcastle	Newcastle	92	1	52	1	11	...	29	...	72	2	34	1	18	...	20	1	860	66	616	52	...	...	244	14	97	13	21	8	906	48
	Waratah	7	...	4	...	1	...	2	...	6	...	2	...	...	...	4	...	1	...	...	...	...	...	1	...	5	...	...	...	9	...
	Coorumbung	1	...	...	...	1	...	...	...	...	...	...	...	...	...	...	...	...	...	...	...	...	...	...	...	1	...	...	...	...	...
Orange	Orange	68	18	49	10	5	1	14	7	64	4	30	1	15	2	19	1	150	8	150	8	...	...	...	...	41	5	40	6	201	19

* Information could not be obtained.

No. 35 (*continued*)—RETURN of SUMMARY JURISDICTION—*continued*.

POLICE DISTRICTS.	BENCHES.	Offences against the Person.								Offences against Property.								Drunkenness.								Degree of Instruction.					
		Taken into Custody.		Convicted.		Committed for Trial.		Discharged.		Taken into Custody.		Convicted.		Committed for Trial.		Discharged.		Taken into Custody.		Convicted.		Committed for Trial.		Discharged.		Can neither read nor write.		Can read only.		Can read and write.	
		M.	F.	M.	F.	M.	F.	M.	F.	M.	F.	M.	F.	M.	F.	M.	F.	M.	F.	M.	F.	M.	F.	M.	F.	M.	F.	M.	F.	M.	F.
Oxley	Hay	88	1	79	1	...	...	9	...	40	1	20	...	7	1	13	...	137	2	96	2	...	...	41	...	35	...	5	1	225	3
	Booligal	1	...	1	...	...	...	...	...	4	...	1	...	1	...	2	...	...	...	...	...	...	...	...	...	...	...	...	...	5	...
	Hillston	12	1	5	...	1	1	6	...	...	...	...	...	...	...	...	...	2	...	2	...	...	...	...	...	...	...	3	1	11	...
Parramatta	Parramatta	41	1	25	...	2	...	14	1	38	6	11	5	4	...	23	1	214	44	119	26	...	...	95	18	52	22	17	6	224	23
	Ryde	12	...	9	...	...	...	3	...	3	...	3	...	...	...	...	...	8	...	7	...	...	...	1	...	5	...	7	...	11	...
Paterson	Paterson	2	1	...	1	...	...	2	...	3	...	1	...	2	...	...	...	3	...	3	...	...	...	...	...	2	...	3	...	3	1
Patrick's Plains ...	Singleton	53	5	37	2	...	...	16	3	35	2	23	1	3	...	9	1	53	4	27	1	...	...	26	3	33	8	...	1	108	2
Penrith	Penrith	36	2	32	2	...	...	4	...	15	1	14	1	...	...	1	...	34	3	20	3	...	...	14	...	19	2	2	...	64	4
Port Macquarie	Port Macquarie	4	1	4	1	...	...	...	...	2	...	...	...	2	...	...	...	13	...	3	...	...	...	10	...	5	1	...	...	14	...
Port Stephens	Stroud	3	...	3	...	...	...	...	...	5	...	4	...	...	...	1	...	4	...	4	...	...	...	...	...	2	...	1	...	9	...
	Bullah Delah	5	...	1	...	4	...	...	...	3	...	1	...	2	...	...	...	9	...	7	...	...	...	2	...	4	...	...	...	13	...
Queanbeyan	Queanbeyan	25	1	7	1	7	...	11	...	16	...	9	...	5	...	2	...	21	...	18	...	...	...	3	...	13	1	6	...	43	...
	Bungendore	6	...	...	...	6	...	...	...	2	...	1	...	1	...	...	...	7	...	7	...	...	...	...	...	1	...	3	...	11	...
	Gundaroo	3	...	3	...	...	...	...	...	3	...	1	...	2	...	...	...	4	...	4	...	...	...	...	...	3	...	1	...	6	...
Raymond Terrace ...	Raymond Terrace	7	3	6	3	1	...	...	...	4	1	4	1	...	...	...	...	5	2	4	2	...	...	1	...	7	3	3	1	6	2
Richmond River ...	Casino	2	...	1	...	1	...	...	...	4	...	...	...	4	...	...	...	15	...	12	...	...	...	3	...	3	...	6	...	12	...
	Drake	...	...	...	...	...	...	...	...	...	...	...	...	...	...	...	...	...	...	...	...	...	...	...	...	...	...	...	...	...	...
	Ballina	2	1	2	...	...	...	...	1	5	...	3	...	...	...	2	...	6	...	1	...	...	...	5	...	3	1	...	...	10	...
	Lismore	2	...	1	...	1	...	...	...	...	...	...	...	...	...	...	...	...	...	...	...	...	...	...	...	1	...	...	...	1	...
Rylstone	Rylstone	2	...	1	...	1	...	...	...	10	...	6	...	2	...	2	...	24	...	21	...	...	...	3	...	8	...	...	...	28	...
Scone	Scone	12	3	10	3	1	...	1	...	8	1	2	...	5	1	1	...	14	1	14	1	...	...	...	...	11	2	...	...	23	3
Shoalhaven	Nowra	23	2	15	...	4	1	4	1	5	1	4	1	...	...	1	...	3	1	3	...	...	...	...	1	5	1	2	...	24	3
	Broughton Creek	1	...	...	...	...	...	1	...	...	...	...	...	...	...	...	...	13	1	12	...	...	...	1	1	3	...	2	...	9	1
Tamworth	Tamworth	59	2	40	2	2	...	17	...	30	1	9	...	11	...	10	1	102	4	78	2	...	...	24	2	19	3	9	3	163	1
	Nundle	4	1	3	1	...	...	1	...	10	...	1	...	5	...	4	...	17	...	14	...	...	...	3	...	8	...	3	...	20	1
	Gunnedah	8	...	2	...	3	...	3	...	11	...	1	...	7	...	3	...	3	...	2	...	...	...	1	...	10	...	2	...	10	...
	Baraba	3	...	1	...	1	...	1	...	6	...	1	...	4	...	1	...	1	...	1	...	...	...	...	...	4	...	1	...	5	...
	Boggabri	2	...	...	...	1	...	1	...	1	...	...	...	1	...	...	...	6	...	6	...	...	...	...	...	2	...	3	...	4	...
Tenterfield	Tenterfield	5	...	3	...	1	...	1	...	6	...	2	...	4	...	...	...	125	3	104	3	...	...	21	...	25	2	7	...	104	1
Tumut	Tumut	10	...	3	...	2	...	5	...	20	...	7	...	7	...	6	...	21	1	21	1	...	...	...	...	18	...	4	1	29	...
Tweed River	Cudgen	...	...	...	...	...	...	...	...	...	...	...	...	...	...	...	...	...	...	...	...	...	...	...	...	...	...	...	...	...	...
	Murwillumba	1	...	1	...	...	...	...	...	...	...	...	...	...	...	...	...	...	...	...	...	...	...	...	...	1	...	...	...	...	...
Wagga Wagga	Wagga Wagga	111	14	81	10	4	...	26	4	38	3	18	2	15	...	5	1	159	25	46	12	...	...	113	13	9	4	61	26	238	12
	Narrandera	5	...	...	...	5	...	...	...	7	...	...	...	7	...	...	...	4	...	...	...	...	...	4	...	2	...	...	...	14	...
	Urana	3	...	3	...	...	...	...	...	4	...	...	...	3	...	1	...	2	...	1	...	...	...	1	...	...	...	...	...	9	...
Walgett	Walgett	8	...	7	...	1	...	...	...	12	...	3	...	5	...	4	...	31	...	24	...	...	...	7	...	20	...	4	...	27	...
	Biree	1	...	1	...	...	...	...	...	5	...	3	...	2	...	...	...	...	...	...	...	...	...	...	...	...	...	...	...	6	...
	Goodooga	1	...	1	...	...	...	...	...	5	...	2	...	3	...	...	...	...	...	...	...	...	...	...	...	...	...	...	...	6	...
Warialda	Warialda	8	...	4	...	1	...	3	...	17	3	9	2	1	...	7	1	18	2	18	2	...	...	...	...	8	2	5	1	30	2
	Bingera	3	...	2	...	1	...	...	...	6	...	3	...	2	...	1	...	1	...	1	...	...	...	...	...	4	...	1	...	5	...
	Moree	1	2	...	...	...	2	1	...	2	...	...	...	...	...	2	...	5	1	2	...	...	...	3	1	5	...	3	1	...	2
	Yetman	...	...	...	...	...	...	...	...	...	...	...	...	...	...	...	...	...	...	...	...	...	...	...	...	...	...	...	...	...	...
Wellington	Wellington	24	4	18	3	2	1	4	...	12	2	4	1	1	...	7	1	16	3	16	3	...	...	...	...	17	4	4	1	31	4
	Stoney Creek	2	...	...	...	1	...	1	...	4	...	...	...	2	...	2	...	2	...	...	...	...	...	2	...	2	...	1	...	5	...
	Tambaroora	21	3	16	1	...	...	5	2	5	1	4	...	1	...	...	1	14	2	14	2	...	...	...	...	5	5	4	...	31	1
	Hill End	26	6	23	5	1	...	2	1	10	1	3	...	2	...	5	1	25	...	25	...	...	...	...	...	7	2	5	...	49	5
Wentworth	Wentworth	12	...	10	...	...	...	2	...	10	...	4	...	4	...	2	...	22	...	16	...	...	...	6	...	10	...	1	...	33	...
	Euston	1	1	1	...	...	...	...	1	...	1	...	...	...	...	...	1	5	...	...	...	...	...	5	...	3	1	1	...	2	1
	Pooncaira	1	...	...	...	...	...	1	...	4	...	...	...	4	...	...	...	...	...	...	...	...	...	...	...	1	...	1	...	3	...
Windsor	St. Alban's	2	1	...	...	1	...	1	1	...	...	...	...	...	...	...	...	...	...	...	...	...	...	...	...	1	...	1	...	...	1
	Windsor	49	6	22	2	...	...	27	4	27	...	2	...	9	...	16	...	46	12	14	9	...	...	32	3	78	4	4	...	40	14
Wollombi	Wollombi	6	...	5	...	1	...	...	...	2	...	...	...	...	...	2	...	8	...	1	...	...	...	7	...	5	...	...	...	11	...
	Ællalong	...	...	...	...	...	...	...	...	2	...	...	...	2	...	...	...	...	...	...	...	...	...	...	...	...	...	...	...	2	...
Wollongong	Wollongong	8	1	6	...	2	1	...	...	3	...	2	...	1	...	...	...	67	4	59	3	...	...	8	1	21	...	9	...	48	5
Yass	Yass	51	19	42	18	2	...	7	1	26	3	13	3	7	...	6	...	68	11	21	5	...	...	47	6	25	5	21	12	99	16
	Gunning	8	...	7	...	...	...	1	...	7	...	5	...	1	...	1	...	37	...	30	...	...	...	7	...	15	...	3	...	34	...
Young	Young	21	2	11	1	1	...	9	1	59	1	18	...	22	...	19	1	86	13	69	11	...	...	17	2	51	7	21	2	94	7
	Murrimboola	6	...	6	...	...	...	...	...	2	...	...	...	1	...	1	...	4	...	3	...	...	...	1	...	...	...	2	...	10	...
	GENERAL TOTAL	4791	1261	3362	956	303	54	1126	251	2676	418	1208	233	681	53	787	132	9882	2896	7233	2480	...	...	2649	416	2551	758	820	366	13955	3451

PART III.

TRADE AND COMMERCE.

CONTENTS.

Number of Return.		Page.
36	Total Value in Sterling of the Imports and Exports of the Colony, from and to each Country	48
	Seaward—	
37	General Imports (Articles and Value)	49
38	General Exports (Articles and Value)	74
39	Decennial Return of the Total Value of Imports into the Colony, distinguishing the Countries from whence Imported	104
40	Decennial Return of the Total Value of Exports from the Colony, distinguishing the Countries to which Exported	104
41	Decennial Return of the Total Value of Exports the Produce or Manufacture of the Colony, &c.	104
42	Decennial Return of the Quantity and Value of (Exports the Produce of the Colony.) — Grain, &c., Imported	105
43	Grain, &c., Exported	105
44	Butter and Cheese Imported	106
45	Butter and Cheese Exported	106
46	Live Stock Imported	106
47	Live Stock Exported	106
48	Salt Meat Imported	107
49	Salt Meat Exported	107
50	Hides and Leather Imported	107
51	Hides and Leather Exported	108
52	Wool Exported	108
53	Tallow Exported	108
54	Timber Imported	109
55	Timber Exported	109
56	Coal Exported	110
57	Gold and Coin Exported	110
58	Return of the Total Quantity and Value of Gold Dust and Coin Exported, and the Countries to which the same have been sent	110
59	Decennial Return of Ships and Vessels engaged in the Whale Fisheries, with the Tonnage of same, &c., &c.	111
60	Decennial Return of Fisheries, showing the number of Vessels employed, and the Quantity of Oil, &c., obtained, and its Value	111
	Shipping—	
61	Vessels Inwards, distinguishing the Countries from whence arrived	112
62	„ Nationality of	113
63	„ Entered at Ports	113
64	„ Decennial Return	113
65	Vessels Outwards, distinguishing Countries to which departed	114
66	„ Nationality of	115
67	„ Cleared at Ports	115
68	„ Decennial Return	115
69	Vessels Built and Registered—Number, Tonnage, and Description	116
70	„ Decennial Return	116
	Overland—	
71	Imports *viâ* Albury	116
72	Exports „ „	117
73	Imports „ Corowa	118
74	Exports „ „	119
75	Imports „ Moama	119
76	Exports „ „	121
77	Imports „ Swan Hill Crossing	121
78	Exports „ „	121
79	Imports „ Euston	122
80	Exports „ „	122
81	Imports „ Wentworth	123
82	Exports „ „	123
83	Imports „ Tocumwall	124
84	Exports „ „	125
85	Imports „ Howlong	125
86	Exports „ „	125
87	Imports „ Maryland	126
88	Exports „ „	126

IMPORTS AND EXPORTS.

No. 36.—RETURN showing the Total Value in Sterling of the IMPORTS and EXPORTS of the Colony, from and to each Country, in the Year 1874.

Countries.		Imports from—	Exports to—	Excess of Imports.	Excess of Exports.
		£	£	£	£
United Kingdom (Seaward)		4,888,725	5,737,066	.....	848,341
BRITISH COLONIES.					
Victoria	Seaward ...	896,976	801,979	94,997	.....
	Overland...	452,086	2,812,477	.....	2,360,391
		1,349,062	3,614,456	.....	2,265,394
South Australia	Seaward ...	574,421	157,724	416,697	.....
	Overland...	.....	500,044	.....	500,044
		574,421	657,768	.....	83,347
Queensland...	Seaward ...	2,213,575	1,010,255	1,203,320	.....
	Overland...	4,733	75,710	.....	70,977
		2,218,308	1,085,965	1,132,343	.....
Tasmania	Seaward...	145,865	52,127	93,738	.....
New Zealand	„	233,981	273,910	.....	39,929
Western Australia	„	167	336	.....	169
Point de Galle	„	424,451	71,789	352,662	.....
Hong Kong	„	188,400	173,273	15,127	.....
Mauritius	„	205,469	87,875	117,594	.....
Madras	„	.....	705	.....	705
Ceylon	„	6,595	11,564	.....	4,969
Vancouver's Island...	„	16,330	.....	16,330	.....
India	„	9,125	.....	9,125	.....
Calcutta	„	2,038	19,632	.....	17,594
Bombay	„	.....	7,574	.....	7,574
Rangoon	„	.....	284	.....	284
Singapore	„	32,492	25,755	6,737	.....
Aden	„	.....	1,442	.....	1,442
Fiji Islands	„	.....	13,768	.....	13,768
Torres Straits	„	16,556	.....	16,556	.....
Total	Seaward	4,966,441	2,709,992	2,256,449	.....
	Overland... ...	456,819	3,388,231	.....	2,931,412
Total, British Colonies		5,423,260	6,098,223	.....	674,963
FOREIGN STATES (Seaward).					
France		20,230	.....	20,230	.....
Germany		2,296	.....	2,296	.....
United States		233,845	165,093	68,752	.....
China		254,676	46,421	208,255	.....
Formosa		8,000	.....	8,000	.....
Java		121,215	33,095	88,120	.....
Manila		45,610	12,686	32,924	.....
South Sea Islands		114,188	85,067	29,121	.....
Fisheries		2,897	.....	2,897	.....
New Caledonia		43,576	137,334	.....	93,758
Honolulu		42,613	4,277	38,336	.....
Philippine Islands		82,391	.....	82,391	.....
Japan		110	12,568	.....	12,458
Seagon (Cochin China)		.....	4,078	.....	4,078
Petropaulovski		.....	5,004	.....	5,004
Guam		.....	1,410	.....	1,410
Pedang		.....	2,011	.....	2,011
Bassorah		.....	721	.....	721
Delagoa Bay		.....	249	.....	249
Bankok		.....	300	.....	300
Bourbon		9,067	.....	9,067	.....
Monte Video		1,040	.....	1,040	.....
Total, Foreign States		981,754	510,314	471,440	.....
Total	Seaward	10,836,920	8,957,372	1,879,548	.....
	Overland... ...	456,819	3,388,231	.....	2,931,412
GENERAL TOTAL		11,293,739	12,345,603	.....	1,051,864

IMPORTS SEAWARD.

No. 37.—GENERAL IMPORTS into the Colony of New South Wales, in the Year 1874.

Articles.	Countries whence Imported.	Quantities Imported. In British Vessels.	In Foreign Vessels.	Total.	Total Value.
					£
Acids	Great Britain	262	.....	262 cases	863
Aerated Waters	Great Britain	754	.....	754 pkgs.	1,187
	Victoria	20	.....	20 „	48
		774	.....	774 pkgs.	1,235
Agricultural Implements ...	Great Britain	768	.....	768 pkgs.	10,928
	Victoria	196	4	200 „	1,857
	United States	.....	66	66 „	378
		964	70	1,034 pkgs.	13,163
Anchors	Great Britain	447	.....	447 No.	1,281
	Victoria	172	.....	172 „	344
	Queensland	2	.....	2 „	30
	New Zealand	1	.....	1 „	70
	New Caledonia	4	.....	4 „	160
		626	.....	626 No.	1,885
Anvils	Great Britain	197	.....	197 No.	457
	Victoria	5	.....	5 „	31
		202	.....	202 No.	488
Alkali and Soda	Great Britain	1,409	5	1,414 tons	11,691
	Victoria	131	.....	131 „	2,909
	Queensland	½	.....	½ „	4
		1,540½	5	1,545½ tons	14,604
Apparel and Slops	Great Britain	6,759	5	6,764 pkgs.	308,520
	Victoria	693	.....	693 „	17,077
	Queensland	173	.....	173 „	1,145
	Tasmania	11	.....	11 „	220
	South Australia	3	.....	3 „	45
	New Zealand	33	.....	33 „	140
	Hong Kong	27	.....	27 „	599
	New Caledonia	7	.....	7 „	75
	South Sea Islands	5	.....	5 „	120
	Point de Galle	268	.....	268 „	7,949
	France	.....	1	1 „	12
	United States	6	.....	6 „	112
		7,985	6	7,991 pkgs.	336,014
Apothecaries' Ware... ...	Great Britain	4,313	.....	4,313 pkgs.	27,631
	Victoria	492	.....	492 „	4,897
	Queensland	201	.....	201 „	50
	Point de Galle	10	.....	10 „	164
	United States	146	17	163 „	939
		5,162	17	5,179 pkgs.	33,681
Arrowroot and Sago... ...	Great Britain	289	.....	289 cwt.	387
	Victoria	20	.....	20 „	11
	Queensland	893	.....	893 „	1,786
	Hong Kong	170	.....	170 „	231
	Mauritius	115	.....	115 „	223
	Singapore	498	.....	498 „	883
	Java	4	.....	4 „	6
	South Sea Islands	170	.....	170 „	262
		2,159	.....	2,159 cwt.	3,789
Arms and Ammunition — Guns ...	Great Britain	244	.....	244 cases	7,387
	Victoria	54	.....	54 „	1,204
	Queensland	10	.....	10 „	216
	New Caledonia	2	.....	2 „	4
	South Sea Islands	3	.....	3 „	30
	Point de Galle	17	.....	17 „	726
	United States	.....	3	3 „	126
		330	3	333 cases	9,693
Gunpowder...	Great Britain	283,425	.....	283,425 lbs.	8,014
	Victoria	12,500	.....	12,500 „	286
		295,925	.....	295,925 lbs.	8,300
Litho-fracteur	Great Britain	8,250	.....	8,250 lbs.	486
	Victoria	600	.....	600 „	90
		8,850	.....	8,850 lbs.	576

IMPORTS SEAWARD—*continued.*

Articles.	Countries whence Imported.	Quantities Imported. In British Vessels.	Quantities Imported. In Foreign Vessels.	Quantities Imported. Total.	Total Value.
					£
Arms and Ammunition —*continued.*					
Cartridges ...	Great Britain	492	4	496 cases	5,798
	Victoria	3	.....	3 „	34
	Queensland	1	.....	1 „	10
	South Sea Islands	1	.....	1 „	8
		497	4	501 cases	5,850
Swords ...	Great Britain	1	.....	1 case	10
Shot... ...	Great Britain	1,479	.....	1,479 cwt.	1,990
	Victoria	380	.....	380 „	590
	Queensland	5	.....	5 „	7
		1,864	.....	1,864 cwt.	2,587
Caps... ...	Great Britain	26	.....	26 cases	469
	Victoria	3	.....	3 „	42
		29	.....	29 cases	511
Shells	Great Britain	825	.....	825 No.	400
Bags and Sacks	Great Britain	2,526	.....	2,526 bales	31,697
	Victoria	347	.....	347 „	3,388
	Queensland	18	.....	18 „	59
	New Zealand	10	2	12 „	149
	Mauritius	5,121	1,364	6,485 „	13,181
	New Caledonia	3,450	.....	3,450 „	660
		11,472	1,366	12,838 bales	49,134
Bark	Victoria	957	.....	957 tons	4,658
	Tasmania	1,551	.....	1,551 „	8,241
	Torres Straits	15	.....	15 „	38
		2,523	.....	2,523 tons	12,937
Baskets	Great Britain	86	.....	86 pkgs.	1,253
	Victoria	42	.....	42 „	105
	Tasmania	6	.....	6 „	8
	Hong Kong	75	.....	75 „	159
	Singapore	17	.....	17 „	38
	Point de Galle	1	.....	1 „	5
		227	.....	227 pkgs.	1,568
Beche-de-mer	Victoria	45	.....	45 tons	3,486
	Queensland	60	.....	60 „	4,623
	New Caledonia	75	.....	75 „	5,510
	South Sea Islands	409	.....	409 „	24,661
	Torres Straits	18	.....	18 „	1,375
		607	.....	607 tons	39,655
Bedding	Great Britain	32	.....	32 bales	198
	Victoria	8	.....	8 „	71
		40	.....	40 bales	269
Bellows (Smiths')	Great Britain	136	.....	136 No.	506
	Victoria	6	.....	6 „	63
		142	.....	142 No.	569
Beer ... In Wood ...	Great Britain	1,174,089	16,340	1,190,429 galls.	136,397
	Victoria	7,234	.....	7,234 „	869
	Queensland	7,350	.....	7,350 „	910
	Tasmania	19,721	.....	19,721 „	3,180
	South Australia	1,233	.....	1,233 „	147
	New Zealand	1,366	.....	1,366 „	166
		1,210,993	16,340	1,227,333 galls.	141,669
In Bottle ...	Great Britain	481,829	10,279	492,108 galls.	112,421
	Victoria	14,790	.....	14,790 „	3,184
	Queensland	5,275	.....	5,275 „	1,155
	South Australia	824	.....	824 „	198
	New Zealand	735	.....	735 „	166
	United States	52	.....	52 „	12
	Germany	.....	3,610	3,610 „	800
	South Sea Islands	73	.....	73 „	22
		503,578	13,889	517,467 galls.	117,958

IMPORTS SEAWARD—*continued.*

Articles.	Countries whence Imported.	Quantities Imported.			Total Value.
		In British Vessels.	In Foreign Ve-sels.	Total.	
					£
Biscuits	Great Britain	8,443	.....	8,443 lbs.	189
	Victoria	217,321	.....	217,321 „	5,625
	Queensland	292	.....	292 „	4
	South Australia	1,142	.....	1,142 „	284
	New Zealand	112	.....	112 „	1
		227,310	.....	227,310 lbs.	6,103
Blacking	Great Britain	1,085	.....	1,085 pkgs.	2,688
	Victoria	133	.....	133 „	350
		1,218	.....	1,218 pkgs.	3,038
Blankets and Counterpanes	Great Britain	2,460	.....	2,460 bales	67,337
	Victoria	73	.....	73 „	2,099
	Queensland	8	.....	8 „	156
	Point de Galle	3	.....	3 „	49
		2,544	.....	2,544 bales	69,641
Boats	Great Britain	1	.....	1 No.	100
	Victoria	9	.....	9 „	311
	Queensland	3	.....	3 „	70
		13	.....	13 No.	481
Bran	Victoria	500	.....	500 bushels	35
	Tasmania	1,624	.....	1,624 „	97
	South Australia	31,570	5,003	36,573 „	2,943
	New Zealand	1,300	.....	1,300 „	85
		34,994	5,003	39,997 bushels	3,160
Brassware	Great Britain	180	.....	180 pkgs.	6,786
	Victoria	28	.....	28 „	638
	Queensland	1	.....	1 „	71
		209	.....	209 pkgs.	7,495
Bricks—Fire	Great Britain	154,615	.....	154,615 No.	864
	Queensland	7,900	.....	7,900 „	80
	South Australia	2,000	.....	2,000 „	20
		164,515	.....	164,515 No.	964
Bricks—Air	Great Britain	15	.....	15 casks	143
Bricks—Building	Victoria	1,075	.....	1,075 No.	200
	Queensland	34,050	.....	34,050 „	94
	South Australia	208,670	.....	208,670 „	1,400
	New Zealand	.....	60,142	60,142 „	170
		243,795	60,142	303,937 No.	1,864
Bricks—Bath	Great Britain	90	.....	90 casks	35
Brushware	Great Britain	488	3	491 pkgs.	11,299
	Victoria	11	.....	11 „	160
	Queensland	6	.....	6 „	285
	South Sea Islands	29	.....	29 „	30
	Point de Galle	2	.....	2 „	33
	United States	18	347	365 „	897
		554	350	904 pkgs.	12,704
Butter and Cheese	Great Britain	618	.....	618 cwt.	2,843
	Victoria	196	.....	196 „	1,052
	Queensland	97	.....	97 „	379
	Tasmania	175	.....	175 „	949
	New Zealand	463	.....	463 „	2,286
	United States	37	.....	37 „	280
		1,586	.....	1,586 cwt.	7,789
Candles	Great Britain	3,048,199	167,000	3,215,199 lbs.	114,169
	Victoria	331,150	.....	331,150 „	12,501
	Queensland	8,000	.....	8,000 „	120
	Tasmania	1,917	.....	1,917 „	30
	New Zealand	.....	1,873	1,873 „	50
		3,389,266	168,873	3,558,139 lbs.	126,870

IMPORTS SEAWARD—*continued.*

Articles.	Countries whence Imported.	Quantities Imported. In British Vessels.	In Foreign Vessels.	Total.	Total Value.
					£
Candle-wick	Great Britain	75	.....	75 bales	1,221
	Victoria	6	.....	6 „	65
	United States	.....	5	5 „	149
		81	5	86 bales	1,435
Canvas	Great Britain	728	2	730 bales	28,538
	Victoria	28	.....	28 „	930
	Western Australia	.....	2	2 „	76
	New Zealand...	2	.....	2 „	6
	New Caledonia	6	.....	6 „	12
		764	4	768 bales	29,562
Carpeting and Rugs ...	Great Britain	702	.....	702 bales	26,461
	Victoria	66	.....	66 „	2,299
	Tasmania	3	.....	3 „	36
		771	.....	771 bales	28,796
Carriages	Great Britain	18	.....	18 No.	2,527
	Victoria	64	.....	64 „	3,467
	Queensland	9	.....	9 „	445
	Tasmania	4	.....	4 „	240
	New Zealand	1	.....	1 „	100
	United States	18	.....	18 „	1,829
		114	.....	114 No.	8,608
Carriage Materials	Great Britain	910	.....	910 pkgs.	8,395
	Victoria	213	.....	213 „	1,759
	United States	53	412	465 „	2,307
		1,176	412	1,588 pkgs.	12,461
Carts, Drays, and Waggons...	Tasmania	27	.....	27 No.	800
Casks (Empty)	Great Britain	18	.....	18 No.	33
	Victoria	40	11	51 „	25
	Queensland	349	.....	349 „	138
	South Australia	57	.....	57 „	22
	New Zealand	7	70	77 „	30
	New Caledonia	1,371	.....	1,371 „	345
	South Sea Islands	201	.....	201 „	93
	United States	.....	30	30 „	98
		2,043	111	2,154 No.	784
Cement	Great Britain	18,564	.....	18,564 casks	13,879
	Queensland	300	.....	300 „	400
	United States	.....	150	150 „	69
		18,864	150	19,014 casks	14,348
Chain Cables...	Great Britain	139	.....	139 tons	2,801
	Victoria	43	.....	43 „	982
	New Caledonia	16	.....	16 „	275
		198	.....	198 tons	4,058
Chicory	Great Britain	370,296	.....	370,296 lbs.	4,327
Chocolate and Cocoa ...	Great Britain	862	.....	862 cases	5,066
	Victoria	190	.....	190 „	1,296
	New Caledonia	2	.....	2 „	17
		1,054	.....	1,054 cases	6,379
Church Ornaments	Great Britain	4	.....	4 pkgs.	220
	Victoria	1	.....	1 „	5
	France	.....	9	9 „	158
		5	9	14 pkgs.	383
Cider	Great Britain	115	.....	115 gallons	21
	Tasmania	94	.....	94 „	21
	United States	50	.....	50 „	20
		259	.....	259 gallons	62
Cocoanuts	South Sea Islands	219,254	.....	219,254 No.	632
	Manila	4,000	.....	4,000 „	11
		223,254	.....	223,254 No.	643

IMPORTS SEAWARD—*continued.*

Articles.	Countries whence Imported.	Quantities Imported. In British Vessels.	In Foreign Vessels.	Total.	Total Value.
					£
Confections and Preserves ...	Great Britain	4,844	.....	4,844 cases	17,237
	Victoria	1,767	.....	1,767 „	5,134
	Queensland	490	.....	490 „	628
	Tasmania	20,481	.....	20,481 „	33,438
	South Australia	709	.....	709 „	1,463
	New Zealand	6	.....	6 „	14
	Hong Kong	2,622	.....	2,622 „	2,231
	Mauritius	2	.....	2 „	5
	Singapore	6	.....	6 „	4
	South Sea Islands	5	.....	5 „	4
	United States	194	.....	194 „	250
	China	47	.....	47 „	27
		31,173	.....	31,173 cases	60,435
		tons cwt. qrs. lbs.	tons cwt. qrs. lbs.	tons cwt. qrs. lbs.	
Coffee	Great Britain	1 1 1 3	.....	1 1 1 3	140
	Victoria	77 13 0 27	.....	77 13 0 27	9,885
	Queensland	0 4 0 11	.....	0 4 0 11	21
	New Zealand	1 0 0 20	.....	1 0 0 20	115
	Singapore	40 0 3 10	.....	40 0 3 10	3,677
	Galle	38 17 3 23	.....	38 17 3 23	4,157
	Ceylon	.....	42 18 1 25	42 18 1 25	4,772
	China	5 11 3 25	.....	5 11 3 25	524
	United States	.....	0 2 0 16	0 2 0 16	13
	Java	6 1 1 20	0 2 1 12	6 3 3 4	766
	South Sea Islands	.....	4 9 2 0	4 9 2 0	306
		170 10 3 27	47 12 1 25	218 3 1 24	24,376
Coin ... Gold	Victoria	13	.....	13 boxes	60,008
Coin ... Silver	Victoria	1	.....	1 box	75
	Queensland	6	.....	6 boxes	2,010
	Point de Galle	141	.....	141 „	55,750
		148	.....	148 boxes	57,835
Coin ... Copper	Queensland	3	.....	3 boxes	190
	Point de Galle	5	.....	5 „	100
		8	.....	8 boxes	290
Copper Ore	Victoria	5	.....	5 tons	94
	Queensland	105	.....	105 „	4,469
	South Australia	22,375	238	22,613 „	180,835
	New Caledonia	879	.....	879 „	10,746
		23,364	238	23,602 tons	196,144
Copper	Queensland	1,755	.....	1,755 tons	147,106
Copperware	Great Britain	505	.....	505 pkgs.	6,570
	Victoria	20	.....	20 „	303
		525	.....	525 pkgs.	6,873
Copra	New Caledonia	12	.....	12 tons	132
	South Sea Islands	936	.....	936 „	8,852
		948	.....	948 tons	8,984
Corks and Bungs	Great Britain	1,197	.....	1,197 bales	7,177
	Victoria	34	.....	34 „	393
	Queensland	10	.....	10 „	125
		1,241	.....	1,241 bales	7,695
Cottons	Great Britain	4,285	.....	4,285 cases	170,214
	Victoria	209	.....	209 „	8,642
	Queensland	22	.....	22 „	892
	Point de Galle	3	.....	3 „	100
		4,519	.....	4,519 cases	179,848
Cotton	Queensland	7	.....	7 bales	44
	New Caledonia	696	.....	696 „	4,047
	South Sea Islands	2,940	1	2,941 „	50,599
		3,643	1	3,644 bales	54,690

IMPORTS SEAWARD—*continued.*

Articles.	Countries whence Imported.	Quantities Imported. In British Vessels.	In Foreign Vessels.	Total.	Total Value.
					£
Cordage and Rope	Great Britain	3,371	.....	3,371 cwt.	9,146
	Victoria	1,839	.....	1,839 „	4,561
	Queensland	59	.....	59 „	88
	South Australia	.....	6	6 „	15
	Western Australia	.....	2	2 „	9
	New Zealand	41	.....	41 „	133
	Singapore	272	.....	272 „	616
	South Sea Islands	43	.....	43 „	78
	Point de Galle	545	.....	545 „	965
	Ceylon	.....	899	899 „	1,261
		6,170	907	7,077 cwt.	16,872
Cordials	Great Britain	2,280	.....	2,280 pkgs.	1,508
Cotton-waste...	Great Britain	133	.....	133 bales	1,424
	Victoria	35	.....	35 „	480
		168	.....	168 bales	1,904
Curiosities	Victoria	28	.....	28 pkgs.	27
	Hong Kong	31	.....	31 „	607
	New Caledonia	4	.....	4 „	17
	South Sea Islands	23	.....	23 „	48
	Point de Galle	11	.....	11 „	51
	Calcutta	12	.....	12 „	15
	Torres Straits	1	.....	1 „	2
		110	.....	110 pkgs.	767
Cutlery	Great Britain	392	.....	392 cases	19,776
	Victoria	25	.....	25 „	1,045
	Queensland	7	.....	7 „	595
	Hong Kong	2	.....	2 „	5
	New Caledonia	1	.....	1 „	70
	Point de Galle	7	.....	7 „	424
		434	.....	434 cases	21,915
Drugs and Medicine ...	Great Britain	4,980	108	5,088 pkgs.	35,284
	Victoria	626	33	659 „	5,096
	Queensland	50	.....	50 „	921
	New Zealand	7	.....	7 „	64
	Hong Kong	326	.....	326 „	1,618
	Point de Galle	17	.....	17 „	252
	United States	41	210	251 „	2,677
	China	4	.....	4 „	29
		6,051	351	6,402 pkgs.	45,941
Dyers' Materials	Great Britain	100	.....	100 pkgs.	818
	Victoria	3	.....	3 „	21
		103	.....	103 pkgs.	839
Earthenware and China ...	Great Britain	4,637	49	4,686 pkgs.	50,011
	Victoria	311	.....	311 „	1,887
	Queensland	7	.....	7 „	61
	New Zealand	3	.....	3 „	60
	Hong Kong	125	.....	125 „	527
	Singapore	2	.....	2 „	48
	South Sea Islands	18	.....	18 „	49
	China	10	.....	10 „	28
		5,113	49	5,162 pkgs.	52,671
Felt	Great Britain	170	.....	170 bales	1,527
	Victoria	42	.....	42 „	497
	Queensland	9	.....	9 „	20
		221	.....	221 bales	2,044
Fireworks	Great Britain	61	.....	61 pkgs.	815
	Hong Kong	745	.....	745 „	625
	China	20	.....	20 „	80
		826	.....	826 pkgs.	1,520
Fuze	Great Britain	140	.....	140 casks	998
	Victoria	34	.....	34 „	341
		174	.....	174 casks	1,339

IMPORTS SEAWARD—*continued.*

Articles.	Countries whence Imported.	Quantities Imported. In British Vessels.	In Foreign Vessels.	Total.	Total Value.
					£
Flax and Hemp	Great Britain	65	.....	65 bales	601
	Victoria	97	.....	97 „	528
	Hong Kong	80	.....	80 „	350
	Singapore	240	.....	240 „	1,040
	South Sea Islands	360	.....	360 „	1,620
	Point de Galle	348	.....	348 „	914
	Manila	320	.....	320 „	1,360
	Philippine Islands	1,480	.....	1,480 „	7,010
		2,990	.....	2,990 bales	13,423
Flock	Great Britain	57	4	61 bales	366
	Victoria	30	.....	30 „	96
		87	4	91 bales	462
Fibre	Great Britain	27	.....	27 bales	154
	Victoria	2	.....	2 „	14
	Queensland	49	.....	49 „	80
	New Zealand	38	.....	38 „	9
	New Caledonia	148	.....	148 „	161
	South Sea Islands	4,219	.....	4,219 „	1,992
	Ceylon	.....	402	402 „	476
		4,483	402	4,885 bales	2,886
Fish (Salt and Dried) ...	Great Britain	2,217	.....	2,217 pkgs.	4,509
	Victoria	119	.....	119 „	335
	Tasmania	18	.....	18 „	38
	New Zealand	3	.....	3 „	12
	Hong Kong	460	.....	460 „	612
	Vancouver's Island	.....	188	188 „	300
	United States	256	1,297	1,553 „	3,142
	China...	50	.....	50 „	85
	Honolulu	90	99	189 „	775
		3,213	1,584	4,797 pkgs.	9,808
Flour	Victoria	315	.....	315 tons	4,180
	Queensland	103	.....	103 „	1,509
	Tasmania	269	.....	269 „	3,517
	South Australia	15,787	704	16,491 „	230,251
	New Zealand	44	.....	44 „	662
	Hong Kong	10	.....	10 „	140
	United States	162	.....	162 „	2,450
		16,690	704	17,394 tons	242,709
		Tons cwt. qrs. lbs.	Tons cwt. qrs. lbs.	Tons cwt. qrs. lbs.	
Fruit ... Dried ...	Great Britain	1013 17 0 10	4 0 1 19	1,017 17 2 1	31,417
	Victoria	187 19 1 20	.....	187 19 1 20	7,909
	Queensland	1 10 2 2	.....	1 10 2 2	53
	South Australia	12 11 1 16	.....	12 11 1 16	553
	New Zealand	0 15 0 0	.....	0 15 0 0	36
	Hong Kong	30 17 0 4	.....	30 17 0 4	960
	Singapore	1 14 3 4	.....	1 14 3 4	26
	Mauritius	39 12 3 0	7 17 2 0	47 10 1 0	1,370
	United States	31 5 0 17	46 11 1 0	77 16 1 17	3,395
	China...	3 1 2 13	.....	3 1 2 13	60
	Java	4 9 1 6	.....	4 9 1 6	80
		1327 14 0 8	58 9 0 19	1,386 3 0 27	45,859
Fruit ... Bottled ...	Great Britain	2,006	.....	2,006 cases	2,324
	Victoria	61	.....	61 „	33
	Queensland	19	.....	19 „	43
	Tasmania	1,192	.....	1,192 „	1,662
	United States	.....	105	105 „	200
		3,278	105	3,383 cases	4,262
Fruit ... Green ...	Victoria	9,636	.....	9,636 cases	3,453
	Queensland	4,988	.....	4,988 „	4,504
	Tasmania	63,756	.....	63,756 „	25,538
	New Caledonia	3	.....	3 „	2
		78,383	.....	78,383 cases	33,497
Floorcloth	Great Britain	441	.....	441 pkgs.	7,522
	Victoria	34	.....	34 „	578
	United States	.....	12	12 „	181
		475	12	487 pkgs.	8,281

IMPORTS SEAWARD—*continued.*

Articles.	Countries whence Imported.	Quantities Imported. In British Vessels.	Quantities Imported. In Foreign Vessels.	Quantities Imported. Total.	Total Value.
					£
Furniture	Great Britain	1,789	8	1,797 pkgs.	34,778
	Victoria	1,669	414	2,083 „	8,777
	Queensland	50	.....	50 „	254
	Tasmania	4	.....	4 „	31
	South Australia	17	.....	17 „	25
	New Zealand	2	.....	2 „	92
	Hong Kong	681	.....	681 „	787
	Singapore	25	.....	25 „	48
	United States	633	7,160	7,793 „	18,388
	China	61	.....	61 „	92
	Philippine Islands	184	.....	184 „	75
		5,115	7,582	12,697 pkgs.	63,347
Fungus	New Zealand	314	.....	314 pkgs.	1,460
	New Caledonia	679	.....	679 „	2,136
	South Sea Islands	309	.....	309 „	973
		1,302	.....	1,302 pkgs.	4,569
Furs	Great Britain	21	.....	21 pkgs.	1,465
	Victoria	14	.....	14 „	162
	Tasmania	2	.....	2 „	42
		37	.....	37 pkgs.	1,669
Gas-fittings	Great Britain	1,025	.....	1,025 pkgs.	7,965
	Victoria	272	.....	272 „	1,024
	Queensland	1	.....	1 „	31
	New Zealand	1	.....	1 „	15
		1,299	.....	1,299 pkgs.	9,035
Glass ... Window	Great Britain	9,210	.....	9,210 boxes	10,176
	Victoria	863	.....	863 „	1,330
		10,073	.....	10,073 boxes	11,506
Glass ... Looking	Great Britain	209	.....	209 pkgs.	4,258
	Victoria	3	.....	3 „	48
		212	.....	212 pkgs.	4,306
Glass ... Plate	Great Britain	146	.....	146 pkgs.	8,026
	Victoria	3	.....	3 „	150
		149	.....	149 pkgs.	8,176
Glassware	Great Britain	5,611	10	5,621 pkgs.	29,696
	Victoria	202	....	202 „	2,229
	Queensland	80	.....	80 „	141
	Point de Galle	5	.....	5 „	65
	Germany	.....	1	1 „	19
	United States	.....	17	17 „	140
		5,898	28	5,926 pkgs.	32,290
Glue	Great Britain	14	.....	14 pkgs.	212
	Victoria	1	.....	1 „	5
	Queensland	32	.....	32 „	80
	New Caledonia	45	.....	45 „	28
		92	.....	92 pkgs.	325
Gold	Victoria	931	.....	931 ozs.	3,469
	Queensland	304,909	.....	304,909 „	1,159,690
	New Zealand	35,171	.....	35,171 „	138,470
	Hong Kong	80	.....	80 „	527
	New Caledonia	367	.....	367 „	1,373
		341,458	.....	341,458 ozs.	1,303,529
Gold-leaf	Great Britain	20	.....	20 cases	719
	Victoria	4	.....	4 „	57
		24	.....	24 cases	776
Grain... Wheat	Victoria	5,304	.....	5,304 bushels	1,423
	Tasmania	65,887	.....	65,887 „	18,289
	South Australia	450,538	50,974	501,512 „	141,675
	New Zealand	108,422	.....	108,422 „	38,312
	Monte Video	.....	5,988	5,988 „	1,037
	United States	52,906	.....	52,906 „	14,115
		683,057	56,962	740,019 bushels	214,851

IMPORTS SEAWARD—*continued.*

Articles.	Countries whence Imported.	Quantities Imported. In British Vessels.	In Foreign Vessels.	Total.	Total Value.
					£
Grain—*continued* — Barley	Queensland	290	.....	290 bushels	49
	New Zealand	32,287	.....	32,287 „	7,674
	United States	2,696	.....	2,696 „	514
		35,273	.....	35,273 bushels	8,237
Oats	Tasmania	200	.....	200 bushels	40
	United States	50,083	.....	50,083 „	10,709
		50,283	.....	50,283 bushels	10,749
Maize	Queensland	567	.....	567 bushels	142
Maize Flour	Great Britain	60	.....	60 cases	210
	Victoria	66	.....	66 „	71
	United States	250	300	550 „	649
		376	300	676 cases	930
Beans	Great Britain	20	.....	20 bags	180
	Queensland	5	.....	5 „	10
	Hong Kong	150	.....	150 „	44
		175	.....	175 bags	234
Pollard	South Australia	1,902	3,425	5,327 bushels	397
		tons cwt. qr. lbs.	tons cwt. qr. lbs.	tons cwt. qr. lbs.	
Rice	Great Britain	112 7 3 10	.....	112 7 3 10	1,749
	Victoria	1,307 6 3 21	.....	1,307 6 3 21	24,930
	Queensland	2 14 2 0	.....	2 14 2 0	65
	New Zealand	2 1 1 18	.....	2 1 1 18	44
	Hong Kong	2,115 14 3 5	19 19 0 27	2,135 14 0 4	40,102
	Mauritius	17 16 0 21	.....	17 16 0 21	300
	India	467 12 2 16	.....	467 12 2 16	9,125
	China	735 0 2 10	.....	735 0 2 10	11,558
	Java	24 10 2 7	.....	24 10 2 7	504
	United States	45 0 0 0	.....	45 0 0 0	900
	Honolulu	.....	29 0 3 14	29 0 3 14	548
		4,830 5 1 24	49 0 0 13	4,879 5 2 9	89,825
Grindery	Great Britain	882	1	883 pkgs.	10,498
	Victoria	254	.....	254 „	3,508
	Queensland	1	.....	1 „	6
		1,137	1	1,138 pkgs.	14,012
Guano	Victoria	24	.....	24 tons	317
Gum	Victoria	40	.....	40 pkgs.	319
	South Sea Islands	1	.....	1 „	10
	Torres Straits	60	.....	60 „	600
		101	.....	101 pkgs.	929
Grease	Great Britain	24	.....	24 tons	323
	Victoria	2	.....	2 „	23
		26	.....	26 tons	346
Haberdashery	Great Britain	3,490	11	3,501 cases	175,653
	Victoria	548	.....	548 „	29,186
	Queensland	10	.....	10 „	395
	Point de Galle	629	.....	629 „	59,735
		4,677	11	4,688 cases	264,969
Hardware	Great Britain	20,947	209	21,156 pkgs.	177,586
	Victoria	1,929	7	1,936 „	11,599
	Queensland	196	.....	196 „	1,149
	South Australia	8	.....	8 „	78
	New Zealand	6	.....	6 „	128
	Hong Kong	21	.....	21 „	42
	New Caledonia	8	.....	8 „	71
	South Sea Islands	52	.....	52 „	331
	Point de Galle	18	.....	18 „	539
	Germany	.....	2	2 „	30
	United States	1,032	4,627	5,659 „	29,406
	China	20	.....	20 „	70
	Honolulu	39	.....	39 „	76
		24,276	4,845	29,121 pkgs.	221,105

IMPORTS SEAWARD—*continued.*

Articles.	Countries whence Imported.	Quantities Imported. In British Vessels.	In Foreign Vessels.	Total.	Total Value.
					£
Hats, Caps, and Bonnets ...	Great Britain	3,408	4	3,412 cases	92,450
	Victoria	341	.....	341 „	11,224
	Queensland	24	.....	24 „	563
	Tasmania	17	.....	17 „	471
	Hong Kong	112	.....	112 „	1,116
	Singapore	6	.....	6 „	60
	New Caledonia	1	.....	1 „	7
	South Sea Islands	1	.....	1 „	8
	Point de Galle	40	.....	40 „	1,872
	United States	9	.....	9 „	543
	China...	9	.....	9 „	59
		3,968	4	3,972 cases	108,373
Hay	Victoria	162	.....	162 tons	887
	Tasmania	17	.....	17 „	68
	South Australia	38	.....	38 „	188
		217	.....	217 tons	1,143
Hoofs, Horns, and Bones ...	Queensland	212	.....	212 tons	719
	New Caledonia	250	.....	250 „	110
		462	.....	462 tons	829
Horsehair	Great Britain	126	.....	126 pkgs.	2,519
	Victoria	72	.....	72 „	257
	Queensland	108	.....	108 „	669
	Point de Galle	1	.....	1 „	118
		307	.....	307 pkgs.	3,563
Hosiery and Gloves... ...	Great Britain	2,221	.....	2,221 cases	103,290
	Victoria	171	.....	171 „	8,430
	Queensland	14	.....	14 „	539
	Point de Galle	167	.....	167 „	20,065
	United States	4	.....	4 „	367
		2,577	.....	2,577 cases	132,691
Hollow-ware...	Great Britain	803	8	811 pkgs.	9,760
	Victoria	12	.....	12 „	160
	Point de Galle	1	.....	1 „	5
		816	8	824 pkgs.	9,925
Hops	Great Britain	112,948	.....	112,948 lbs.	7,122
	Victoria	66,060	.....	66,060 „	4,150
	Tasmania	102,836	.....	102,836 „	5,704
	New Zealand	1,164	.....	1,164 „	80
		283,008	.....	283,008 lbs.	17,056
Instruments — Musical	Great Britain	1,253	12	1,265 cases	35,561
	Victoria	217	.....	217 „	7,484
	Queensland	11	.....	11 „	359
	Point de Galle	5	.....	5 „	64
		1,486	12	1,498 cases	43,468
Instruments — Surgical... ...	Great Britain	19	.....	19 cases	639
	Victoria	8	.....	8 „	73
	Point de Galle	28	.....	28 „	654
		55	.....	55 cases	1,366
Instruments — Scientific... ...	Great Britain	68	1	69 cases	2,375
	Victoria	12	.....	12 „	327
	Queensland	12	.....	12 „	139
	Hong Kong	45	.....	45 „	2,020
	Point de Galle	59	.....	59 „	1,632
		196	1	197 cases	6,493
Instruments — Optical	Great Britain	10	.....	10 cases	307
	Victoria	3	.....	3 „	120
	Point de Galle	6	.....	6 „	513
		19	.....	19 cases	940

IMPORTS SEAWARD—*continued.*

Articles.	Countries whence Imported.	Quantities Imported. In British Vessels.	In Foreign Vessels.	Total.	Total Value.
					£
India Rubber Goods ...	Great Britain	524	.....	524 pkgs.	13,975
	Victoria	201	4	205 „	4,056
	Point de Galle	2	.....	2 „	111
	United States	2	14	16 „	282
		729	18	747 pkgs.	18,424
Iron and Steel	Great Britain	16,635	330	16,965 tons	236,948
	Victoria	1,467	.....	1,467 „	24,294
	Queensland	260	.....	260 „	3,144
	South Australia	42	.....	42 „	281
	New Zealand	2	.....	2 „	30
	Java	.....	1	1 „	14
	United States	.....	3	3 „	54
	South Sea Islands	.....	40	40 „	300
		18,406	374	18,780 tons	265,065
Iron ... Tanks ...	Great Britain	436	.....	436 No.	1,956
	Victoria	311	.....	311 „	1,343
	Queensland	26	.....	26 „	120
	South Australia	6	.....	6 „	25
	New Zealand	210	.....	210 „	964
	South Sea Islands	9	.....	9 „	36
		998	.....	998 No.	4,444
Pipes ...	Great Britain	731	.....	731 tons	13,343
	Victoria	110	.....	110 „	2,495
		841	.....	841 tons	15,838
Old	Great Britain	182	.....	182 tons	1,446
	Victoria	344	.....	344 „	1,026
	Queensland	104	.....	104 „	806
	South Australia	265	.....	265 „	1,603
	New Zealand	92	.....	92 „	388
	New Caledonia	7	.....	7 „	60
		994	.....	994 tons	5,329
Jewellery	Great Britain	38	4	42 cases	2,760
	Victoria	58	.....	58 „	10,993
	Queensland	2	.....	2 „	50
	New Zealand...	1	.....	1 „	30
	New Caledonia	1	.....	1 „	150
	Point de Galle	205	.....	205 „	78,456
		305	4	309 cases	92,439
Lamps	Great Britain	179	.....	179 pkgs.	2,681
	Victoria	6	.....	6 „	57
	United States	5	23	28 „	159
		190	23	213 pkgs.	2,897
Lampware	Great Britain	726	.....	726 pkgs.	3,966
	Victoria	79	.....	79 „	1,157
	Queensland	2	.....	2 „	12
	New Caledonia	1	.....	1 „	2
	United States	.....	65	65 „	618
		808	65	873 pkgs.	5,755
Lead ... Piping ...	Great Britain	848	.....	848 cwt.	1,209
	Victoria	232	.....	232 „	370
		1,080	.....	1,080 cwt.	1,579
Rolls ...	Great Britain	8,464	.....	8,464 cwt.	10,829
	Victoria	1,444	.....	1,444 „	1,988
	Queensland	84	.....	84 „	149
		9,992	.....	9,992 cwt.	12,966
Leather ... Unmanufactured ...	Great Britain	143	.....	143 pkgs.	9,120
	Victoria	186	.....	186 „	6,497
	Queensland	4	.....	4 „	290
	Tasmania	306	.....	306 „	14,908
	South Australia	1	.....	1 „	50
	New Zealand...	14	.....	14 „	292
	New Caledonia	13	.....	13 „	232
	Point de Galle	3	.....	3 „	27
		670	.....	670 pkgs.	31,416

IMPORTS SEAWARD—*continued.*

Articles.	Countries whence Imported.	Quantities Imported. In British Vessels.	In Foreign Vessels.	Total.	Total Value.
					£
Leather—*contd.* Boots and Shoes	Great Britain	12,106	.....	12,106 pkgs.	196,241
	Victoria	2,852	.....	2,852 „	34,206
	Queensland	100	.....	100 „	1,410
	New Zealand	1	.....	1 „	16
	Hong Kong	43	.....	43 „	416
	South Sea Islands	2	.....	2 „	18
	Point de Galle	37	.....	37 „	915
		15,141	.....	15,141 pkgs.	233,222
Limejuice	Great Britain	4,517	.....	4,517 galls.	1,169
	Victoria	3,139	.....	3,139 „	596
	New Zealand	190	.....	190 „	31
	South Sea Islands	30	.....	30 „	5
		7,876	.....	7,876 galls.	1,801
Linen and drapery	Great Britain	10,349	26	10,375 pkgs.	565,744
	Victoria	1,007	.....	1,007 „	44,847
	Queensland	132	.....	132 „	3,339
	South Australia	2	.....	2 „	27
	New Zealand	15	.....	15 „	527
	Hong Kong	35	.....	35 „	268
	New Caledonia	6	.....	6 „	136
	South Sea Islands	31	.....	31 „	488
	Point de Galle	195	.....	195 „	14,965
	United States	3	.....	3 „	191
	China	8	.....	8 „	68
		11,783	26	11,809 pkgs.	630,600
Live Stock... Horses	Great Britain	16	.....	16 No.	4,575
	Victoria	185	.....	185 „	11,683
	Queensland	37	.....	37 „	909
	Tasmania	55	.....	55 „	1,640
	New Zealand	15	.....	15 „	590
		308	.....	308 No.	19,397
Cattle	Victoria	47	.....	47 No.	3,350
	Queensland	1	.....	1 „	100
	Tasmania	190	.....	190 „	2,117
		238	.....	238 No.	5,567
Sheep	Victoria	2,487	.....	2,487 No.	7,265
	Queensland	4	.....	4 „	2
	Tasmania	546	.....	546 „	1,006
		3,037	.....	3,037 No.	8,273
Deer	Victoria	4	.....	4 No.	40
Pigs	Victoria	2	.....	2 No.	6
Dogs	Great Britain	14	.....	14 No.	140
	Victoria	29	.....	29 „	77
		43	.....	43 No.	217
Goats	Victoria	62	.....	62 No.	179
	Tasmania	1	.....	1 „	12
		63	.....	63 No.	191
Poultry	Great Britain	1	.....	1 coop	5
Matches	Great Britain	6,028	153	6,181 cases	20,653
	Victoria	1,255	.....	1,255 „	6,220
	Queensland	57	.....	57 „	158
	South Sea Islands	43	.....	43 „	230
	Germany	.....	121	121 „	753
		7,383	274	7,657 cases	28,014

IMPORTS SEAWARD—*continued.*

Articles	Countries whence Imported.	Quantities Imported. In British Vessels.	In Foreign Vessels.	Total.	Total Value.
					£
Machinery	Great Britain	5,090	600	5,690 pkgs.	105,840
	Victoria	1,474	.....	1,474 „	11,139
	Queensland	204	.....	204 „	4,209
	South Australia	1	.....	1 „	9
	New Zealand	18	.....	18 „	491
	Hong Kong	2	.....	2 „	121
	New Caledonia	47	.....	47 „	560
	South Sea Islands	6	.....	6 „	566
	Point de Galle	13	.....	13 „	483
	Germany	.....	4	4 „	114
	United States	723	32	755 „	1,361
		7,578	636	8,214 pkgs.	124,893
Machines—Sewing	Great Britain	921	.....	921 cases	11,546
	Victoria	1,946	.....	1,946 „	14,706
	Queensland	23	.....	23 „	209
	New Zealand	4	.....	4 „	31
	New Caledonia	2	.....	2 „	40
	Point de Galle	2	.....	2 „	57
	United States	114	680	794 „	12,156
		3,012	680	3,692 cases	38,745
Machines—Weighing	Great Britain	303	.....	303 pkgs.	1,772
	Victoria	9	.....	9 „	38
	Western Australia	.....	1	1 „	4
		312	1	313 pkgs.	1,814
Malt	Great Britain	74,486	1,560	76,046 bushels	34,505
	Victoria	30,304	.....	30,304 „	14,910
	Tasmania	800	.....	800 „	306
	New Zealand	2,461	.....	2,461 „	982
		108,051	1,560	109,611 bushels	50,703
Marble	Great Britain	208	.....	208 pkgs.	1,646
	Victoria	6	.....	6 „	74
		214	.....	214 pkgs.	1,720
Mats and Matting	Great Britain	107	.....	107 bales	1,137
	Victoria	539	.....	539 „	753
	Queensland	1	.....	1 „	9
	New Zealand	4	.....	4 „	20
	Hong Kong	6,859	.....	6,859 „	7,350
	Singapore	1	.....	1 „	2
	New Caledonia	1,000	.....	1,000 „	250
	Point de Galle	1	.....	1 „	10
	China	204	.....	204 „	203
	Philippine Islands	32	.....	32 „	23
		8,748	.....	8,748 bales	9,757
Metal—Galvanized	Great Britain	1,608	.....	1,608 tons	45,491
	Victoria	554	.....	554 „	18,263
	Queensland	1	.....	1 „	38
	South Australia	66	.....	66 „	2,123
		2,229	.....	2,229 tons	65,915
Metal—Old	Victoria	3	.....	3 tons	120
	Queensland	7	.....	7 „	300
	New Caledonia	7	.....	7 „	282
	South Sea Islands	9	.....	9 „	201
	United States	5	.....	5 „	255
		31	.....	31 tons	1,158
Military and Naval Stores	Great Britain	6,175	.....	6,175 pkgs.	26,373
	Point de Galle	131	.....	131 „	750
		6,306	.....	6,306 pkgs.	27,123
Millinery	Great Britain	517	.....	517 cases	26,366
	Victoria	40	.....	40 „	2,230
	Queensland	4	.....	4 „	94
	Point de Galle	135	.....	135 „	11,253
		696	.....	696 cases	39,943

IMPORTS SEAWARD—*continued.*

Articles.	Countries whence Imported.	Quantities Imported. In British Vessels.	In Foreign Vessels.	Total.	Total Value.
					£
Nails	Great Britain	11,802	643	12,445 cwt.	31,069
	Victoria	953	.....	953 „	1,784
	Queensland	12	.....	12 „	18
	New Zealand	110	.....	110 „	99
	South Sea Islands	1	.....	1 „	1
	France	.....	140	140 „	210
	United States	50	210	260 „	680
		12,928	993	13,921 cwt.	33,861
Nickel Ore	New Caledonia	38	.....	38 tons	347
Oakum	Great Britain	856	.....	856 bales	689
	Victoria	5	.....	5 „	43
	Queensland	45	.....	45 „	51
		906	.....	906 bales	783
Oars	Great Britain	131	.....	131 No.	25
	Victoria	8	.....	8 „	9
	United States	940	4,404	5,344 „	1,215
		1,079	4,404	5,483 No.	1,249
Oatmeal, &c. — Oatmeal	Great Britain	665	.....	665 cwt.	682
	Victoria	4,328	.....	4,328 „	6,414
	Queensland	1	.....	1 „	2
	Tasmania	2,203	.....	2,203 „	3,202
	New Zealand	1,429	.....	1,429 „	1,696
		8,626	.....	8,626 cwt.	11,996
Oatmeal, &c. — Groats	Great Britain	489	.....	489 cwt.	2,030
	Victoria	44	.....	44 „	89
	Tasmania	25	.....	25 „	53
		558	.....	558 cwt.	2,172
Oatmeal, &c. — Pearl Barley	Great Britain	978	.....	978 cwt.	1,027
	Victoria	33	.....	33 „	33
	Queensland	8	.....	8 „	9
	Tasmania	51	.....	51 „	75
		1,070	.....	1,070 cwt.	1,144
Oil — Black	Tasmania	3	.....	3 tuns	130
	Western Australia	2	.....	2 „	78
	New Zealand	31	.....	31 „	1,204
	New Caledonia	26	32	58 „	2,219
	South Sea Islands	6	1	7 „	218
	Fisheries	21	.....	21 „	882
		89	33	122 tuns	4,731
Oil — Castor	Great Britain	6,116	34	6,150 gallons	2,341
	Victoria	44,259	.....	44,259 „	10,567
	Singapore	935	.....	935 „	128
	Calcutta	7,405	.....	7,405 „	1,900
		58,715	34	58,749 gallons	14,936
Oil — Linseed	Great Britain	90,308	544	90,852 gallons	14,440
	Victoria	15,760	.....	15,760 „	3,156
		106,068	544	106,612 gallons	17,596
Oil — Sperm	New Zealand	2	.....	2 tuns	79
	New Caledonia	7	.....	7 „	410
	Fisheries	23	.....	23 „	1,840
	Honolulu	10	.....	10 „	900
		42	.....	42 tuns	3,229
Oil — Cocoanut	New Caledonia	1	.....	1 tun	43
	South Sea Islands	586	.....	586 tuns	15,291
		587	.....	587 tuns	15,334
Oil — Olive	Great Britain	15,121	32	15,153 gallons	5,939
	Victoria	1,036	.....	1,036 „	305
	South Australia	4	.....	4 „	1
		16,161	32	16,193 gallons	6,245

IMPORTS SEAWARD—*continued.*

Articles.	Countries whence Imported.	Quantities Imported. In British Vessels.	In Foreign Vessels.	Total.	Total Value.
					£
Oil—*contd.* Colza ...	Great Britain	4,171	764	4,935 galls.	906
	Victoria	1,778	.....	1,778 „	374
		5,949	764	6,713 galls.	1,280
China ...	Hong Kong	17,315	.....	17,315 galls.	2,794
	China...	2,300	.....	2,300 „	1,035
		19,615	.....	19,615 galls.	3,829
Palm ...	Great Britain	4,777	.....	4,777 galls.	818
Naphtha ...	Great Britain	415	.....	415 galls.	83
	Victoria	115	.....	115 „	45
		530	.....	530 galls.	128
Kerosene ...	Victoria	181,986	400	182,386 galls.	18,052
	Queensland	4,108	.....	4,108 „	419
	New Zealand	7,120	.....	7,120 „	680
	United States	23,005	155,740	178,745 „	26,051
		216,219	156,140	372,359 galls.	45,202
All other ...	Great Britain	15,630	.....	15,630 galls.	4,503
	Victoria	2,131	.....	2,131 „	694
	Queensland	761	.....	761 „	158
	South Australia	196	.....	196 „	107
	New Zealand	.....	3	3 „	2
	Hong Kong	254	.....	254 „	30
	Java	.....	9	9 „	3
	United States	1,450	509	1,959 „	365
		20,422	521	20,943 galls.	5,862
Oilmen's Stores	Great Britain	22,240	60	22,300 cases	49,177
	Victoria	1,982	100	2,082 „	4,526
	Queensland	1	.....	1 „	4
	Tasmania	2	.....	2 „	3
	New Zealand	151	.....	151 „	297
	Hong Kong	386	.....	386 „	457
	Singapore	18	.....	18 „	18
	New Caledonia	5	.....	5 „	5
	Vancouver's Island	1,150	47	1,197 „	2,830
	United States	5,165	5,050	10,215 „	18,319
		31,100	5,257	36,357 cases	75,636
Oil Cake	Great Britain	797	.....	797 casks	945
Oil Cloth	Great Britain	223	.....	223 pkgs.	4,606
	Victoria	4	.....	4 „	95
		227	.....	227 pkgs.	4,701
Onions	Victoria	374	.....	374 tons	4,469
	Tasmania	78	.....	78 „	970
		452	.....	452 tons	5,439
Oysters	Queensland	4,194	.....	4,194 bags	2,575
	New Zealand	556	.....	556 „	315
		4,750	.....	4,750 bags	2,890
Opium	Great Britain	413	.....	413 lbs.	544
	Victoria	2,578	.....	2,578 „	5,372
	Queensland	20	.....	20 „	35
	Hong Kong	3,032	.....	3,032 „	6,616
	Point de Galle	10,717	.....	10,717 „	23,729
		16,760	.....	16,760 lbs.	36,296
Paint	Great Britain	10,260	.....	10,260 cwt.	16,923
	Victoria	322	.....	322 „	673
	Queensland	2	.....	2 „	3
	Hong Kong	16	.....	16 „	166
	United States	.....	13	13 „	50
		10,600	13	10,613 cwt.	17,815

IMPORTS SEAWARD—*continued.*

Articles.	Countries whence Imported.	Quantities Imported.			Total Value.
		In British Vessels.	In Foreign Vessels.	Total.	
					£
Painters' Materials	Great Britain	2,105	.....	2,105 pkgs.	4,751
	Victoria	205	.....	205 „	303
		2,310	.....	2,310 pkgs.	5,054
Paperhangings	Great Britain	866	.....	866 bales	7,782
	Victoria	27	.....	27 „	364
	Point de Galle	3	.....	3 „	20
		896	.....	896 bales	8,166
Pease (Split)...	Great Britain	251	.....	251 barrels	270
	Victoria	132	.....	132 „	171
	Queensland	14	.....	14 „	26
	Tasmania	41	.....	41 „	27
		438	.....	438 barrels	494
Pearl Shell	Queensland	30	.....	30 tons	5,231
	South Sea Islands	14	.....	14 „	2,280
	Torres Straits	82	.....	82 „	14,194
		126	.....	126 tons	21,705
Pepper and Spices	Great Britain	887	21	908 pkgs.	3,380
	Victoria	195	.....	195 „	780
	Queensland	155	.....	155 „	391
	Hong Kong	109	.....	109 „	488
	Mauritius	35	.....	35 „	64
	Singapore	805	126	931 „	4,713
	Java	256	68	324 „	1,193
	Point de Galle	7	.....	7 „	52
	Ceylon	.....	21	21 „	80
	Calcutta	5	.....	5 „	17
	United States	.....	4	4 „	29
		2,454	240	2,694 pkgs.	11,187
Perfumery	Great Britain	191	.....	191 cases	2,440
	Victoria	5	.....	5 „	47
	United States	.....	2	2 „	18
		196	2	198 cases	2,505
Phormium	Victoria	7	.....	7 bales	4
	New Zealand	3,744	.....	3,744 „	7,411
		3,751	.....	3,751 bales	7,415
Photographic Materials ...	Great Britain	95	.....	95 pkgs.	1,151
	Victoria	27	.....	27 „	467
	South Australia	12	.....	12 „	50
	Point de Galle	6	.....	6 „	338
		140	.....	140 pkgs.	2,006
Pickles and Sauces	Great Britain	7,910	170	8,080 cases	11,797
	Victoria	396	.....	396 „	455
	Queensland	4	.....	4 „	5
	South Australia	2	.....	2 „	8
	New Zealand	76	5	81 „	141
	Hong Kong	651	.....	651 „	266
	Point de Galle	27	.....	27 „	31
	United States	100	.....	100 „	70
		9,166	175	9,341 cases	12,773
Pictures and Paintings ...	Great Britain	320	.....	320 cases	29,216
	Victoria	39	.....	39 „	518
	Queensland	20	.....	20 „	1,071
	Tasmania	3	.....	3 „	40
	New Zealand	3	.....	3 „	15
	Hong Kong	12	.....	12 „	72
	Point de Galle	16	.....	16 „	585
		413	.....	413 cases	31,517
Pitch, Tar, and Resin ...	Great Britain	1,701	10	1,711 barrels	2,176
	Victoria	1,042	.....	1,042 „	1,837
	Queensland	160	.....	160 „	400
	Tasmania	5	.....	5 „	12
	United States	215	1,428	1,643 „	3,449
		3,123	1,438	4,561 barrels	7,874

IMPORTS SEAWARD—*continued.*

Articles.	Countries whence Imported.	Quantities Imported. In British Vessels.	In Foreign Vessels.	Total.	Total Value.
					£
Pipes (Tobacco)	Great Britain	3,267	2	3,269 cases	6,487
	Victoria	81	.....	81 „	3,252
	Queensland	3	.....	3 „	16
	Hong Kong	18	.....	18 „	31
	South Sea Islands	117	.....	117 „	59
	Point de Galle	39	.....	39 „	6,006
		3,525	2	3,527 cases	15,851
Plants and Seeds	Great Britain	665	.....	665 pkgs.	4,142
	Victoria	504	.....	504 „	1,400
	Queensland	214	.....	214 „	482
	Tasmania	407	.....	407 „	883
	New Zealand	375	.....	375 „	626
	Hong Kong	50	.....	50 „	67
	New Caledonia	318	.....	318 „	240
	South Sea Islands	21	.....	21 „	51
	Point de Galle	54	.....	54 „	564
	United States	16	6	22 „	163
		2,624	6	2,630 pkgs.	8,618
Plate (Silver)	Great Britain	10	.....	10 cases	1,249
	Victoria	5	.....	5 „	184
	Queensland	9	.....	9 „	500
	Point de Galle	15	.....	15 „	1,477
		39	.....	39 cases	3,410
Plated-ware	Great Britain	329	5	334 cases	15,123
	Victoria	22	.....	22 „	584
	Queensland	4	.....	4 „	150
	Point de Galle	18	.....	18 „	2,614
	United States	2	.....	2 „	190
		375	5	380 cases	18,661
Potatoes	Victoria	11,258	.....	11,258 tons	50,085
	Queensland	149	.....	149 „	537
	Tasmania	2,453	.....	2,453 „	10,282
	South Australia	120	.....	120 „	600
	New Zealand	15	.....	15 „	73
	New Caledonia	.....	1	1 „	4
		13,995	1	13,996 tons	61,581
Printing Materials	Great Britain	1,060	.....	1,060 pkgs.	8,005
	Victoria	175	.....	175 „	1,866
	Queensland	30	.....	30 „	44
	Point de Galle	2	.....	2 „	34
	United States	6	.....	6 „	49
		1,273	.....	1,273 pkgs.	9,998
Provisions ... Beef	Great Britain	5	.....	5 cwt.	17
	Victoria	62	.....	62 „	91
	Queensland	359	.....	359 „	854
	New Zealand	38	.....	38 „	85
		464	.....	464 cwt.	1,047
Pork	Great Britain	54	.....	54 cwt.	110
	Victoria	80	.....	80 „	179
	Queensland	40	.....	40 „	226
	New Zealand	74	.....	74 „	146
	New Caledonia	9	.....	9 „	17
	United States	24	.....	24 „	47
		281	.....	281 cwt.	725
Bacon ...	Great Britain	128	.....	128 cwt.	544
	Victoria	26	.....	26 „	152
	Queensland	20	.....	20 „	49
	New Zealand	11	.....	11 „	40
		185	.....	185 cwt.	785
Hams ...	Great Britain	1,004	.....	1,004 cwt.	5,791
	Victoria	142	.....	142 „	972
	Queensland	1	.....	1 „	7
	New Zealand	3	.....	3 „	11
	United States	72	.....	72 „	300
	Honolulu	12	.....	12 „	60
		1,234	.....	1,234 cwt.	7,141

IMPORTS SEAWARD—*continued.*

Articles.	Countries whence Imported.	Quantities Imported. In British Vessels.	Quantities Imported. In Foreign Vessels.	Quantities Imported. Total.	Total Value.
					£
Provisions—*continued.* Chinese ...	Hong Kong	1,465	.....	1,465 pkgs.	840
	China...	36	.....	36 „	14
		1,501	.....	1,501 pkgs.	854
Preserved ...	Great Britain	347	.....	347 pkgs.	810
	Victoria	116	.....	116 „	407
	United States	5,562	35	5,597 „	9,811
	China...	82	.....	82 „	111
		6,107	35	6,142 pkgs.	11,139
Preserved Meat	Great Britain	225	.....	225 cases	821
	Victoria	2,843	.....	2,843 „	5,978
	Queensland	15,056	.....	15,056 „	37,652
	New Zealand...	25	.....	25 „	71
		18,149	.....	18,149 cases	44,522
Vegetables (Preserved)	Great Britain	1,126	.....	1,126 pkgs.	3,229
	Victoria	106	.....	106 „	98
	Queensland	7	.....	7 „	10
	New Zealand...	183	.....	183 „	154
	Hong Kong	1,611	.....	1,611 „	903
	France	.....	25	25 „	75
	China...	162	.....	162 „	61
		3,195	25	3,220 pkgs.	4,530
Vegetables (Green) ...	Victoria	2,220	.....	2,220 pkgs.	2,598
	Tasmania	109	.....	109 „	60
	New Zealand	39	.....	39 „	40
		2,368	.....	2,368 pkgs.	2,698
Pulu	South Sea Islands	223	.....	223 bales	427
	Honolulu	398	282	680 „	1,281
		621	282	903 bales	1,708
Quicksilver	Great Britain	5	.....	5 bottles	78
	Victoria	4	.....	4 „	85
	Queensland	36	.....	36 „	685
	Point de Galle	3	.....	3 „	74
		48	.....	48 bottles	922
Rattans and Canes	Victoria	143	.....	143 bundles	146
	South Australia	2,877	.....	2,877 „	200
	Hong Kong	2,997	.....	2,997 „	623
	Mauritius	8,761	.....	8,761 „	2,478
	Singapore	10,986	.....	10,986 „	605
	Java	2,157	.....	2,157 „	350
	South Sea Islands	130	.....	130 „	22
	Manila	153	.....	153 „	40
		28,204	.....	28,204 bundles	4,464
Saddlery and Harness ...	Great Britain	1,733	2	1,735 pkgs.	58,311
	Victoria	61	.....	61 „	832
	Queensland	19	.....	19 „	216
	New Zealand	1	.....	1 „	31
	Point de Galle	3	.....	3 „	60
	United States	5	.....	5 „	60
	Honolulu	2	.....	2 „	80
		1,824	2	1,826 pkgs.	59,590
Salt	Great Britain	5,901	.....	5,901 tons	15,202
	Victoria	241	.....	241 „	844
	Queensland	2	.....	2 „	8
	New Zealand...	.....	253	253 „	953
		6,144	253	6,397 tons	17,007
Salt (Rock)	Great Britain	1,188	.....	1,188 tons	2,965
Saltpetre	Great Britain	99	.....	99 cwt.	131
	Victoria	42	.....	42 „	58
		141	.....	141 cwt.	189

IMPORTS SEAWARD—*continued.*

Articles.	Countries whence Imported.	Quantities Imported. In British Vessels.	In Foreign Vessels.	Total.	Total Value.
					£
Ship Chandlery	Great Britain	777	.....	777 pkgs.	9,729
	Victoria	360	.....	360 „	2,463
	New Zealand	69	.....	69 „	185
		1,206	.....	1,206 pkgs.	12,377
Shooks and Staves	Great Britain	7,548	.....	7,548 No.	926
	Victoria	50	.....	50 „	2
	Tasmania	54,767	.....	54,767 „	359
	United States	.....	4,350	4,350 „	125
		62,365	4,350	66,715 No.	1,412
Sarsaparilla	Great Britain	37	.....	37 galls.	80
	Victoria	190	.....	190 „	330
	United States	628	8,426	9,054 „	6,482
		855	8,426	9,281 galls.	6,892
Silks	Great Britain	96	.....	96 cases	15,808
	Victoria	124	.....	124 „	17,183
	Hong Kong	35	.....	35 „	2,317
	Singapore	1	.....	1 „	75
	New Caledonia	1	.....	1 „	160
	Point de Galle	264	.....	264 „	50,257
	United States	2	.....	2 „	308
	China...	5	.....	5 „	556
		528	.....	528 cases	86,664
Silk (Grain)	Queensland	17	.....	17 pkgs.	330
Skins — Horned Cattle ...	Queensland	44,335	.....	44,335 No.	43,538
	New Zealand	2,273	.....	2,273 „	1,618
	New Caledonia	2,569	120	2,689 „	2,679
	South Sea Islands	276	.....	276 „	243
		49,453	120	49,573 No.	48,078
Skins — Horse	Queensland	1,128	.....	1,128 No.	858
Skins — Sheep	Victoria	909	.....	909 bundles	1,585
	Queensland	2,254	.....	2,254 „	16,961
	New Zealand	66	.....	66 „	430
	New Caledonia	32	.....	32 „	63
	South Sea Islands	9	.....	9 „	34
		3,270	.....	3,270 bundles	19,073
Skins — Kangaroo	Victoria	156	.....	156 pkgs.	1,343
	Queensland	20	.....	20 „	118
	South Australia	11	.....	11 „	128
		187	.....	187 pkgs.	1,589
Skins — Chamois	Great Britain	8	.....	8 cases	259
	Point de Galle	1	.....	1 „	55
		9	.....	9 cases	314
Skins — Morocco	Great Britain	2	.....	2 cases	168
Slates — Unmanufactured ...	Great Britain	192,350	.....	192,350 No.	1,609
	Victoria	49,500	.....	49,500 „	764
	New Zealand	40,855	.....	40,855 „	534
		282,705	.....	282,705 No.	2,907
Slates — Manufactured ...	Great Britain	206	.....	206 cases	527
Slates — Slabs	Great Britain	1,142	.....	1,142 No.	475
	Victoria	5	.....	5 „	3
	South Australia	103	.....	103 „	113
		1,250	.....	1,250 No.	591
Soap	Great Britain	1,284	200	1,484 cwt.	3,906
	Victoria	2,210	.....	2,210 „	2,936
	Queensland	529	.....	529 „	761
		4,023	200	4,223 cwt.	7,603

IMPORTS SEAWARD—*continued.*

Articles.	Countries whence Imported.	Quantities Imported. In British Vessels.	In Foreign Vessels.	Total.	Total Value.
					£
Specimens of Natural History	Great Britain	7	.....	7 pkgs.	45
	Victoria	9	.....	9 „	43
	Queensland	54	.....	54 „	184
	Tasmania	2	.....	2 „	4
	New Zealand	2	.....	2 „	4
	Mauritius	2	.....	2 „	16
	New Caledonia	5	.....	5 „	3
	Point de Galle	4	.....	4 „	55
	Germany	.....	2	2 „	5
		85	2	87 pkgs.	359
Starch and Blue	Great Britain	10,700	.....	10,700 cases	9,547
	Victoria	116	.....	116 „	215
	Queensland	20	.....	20 „	30
		10,836	.....	10,836 cases	9,792
Spirits — Brandy	Great Britain	450,721	358	451,079 gallons	179,110
	Victoria	45,036	.....	45,036 „	19,556
	Queensland	338	.....	338 „	155
	Tasmania	8	.....	8 „	6
	New Zealand	268	.....	268 „	80
	France	26,179	19,459	45,638 „	19,287
	New Caledonia	7	.....	7 „	6
		522,557	19,817	542,374 gallons	218,200
Spirits — Rum	Great Britain	176,211	.....	176,211 gallons	32,523
	Victoria	2,806	.....	2,806 „	510
	Queensland	61,702	.....	61,702 „	8,195
	France	50	80	130 „	70
		240,769	80	240,849 gallons	41,298
Spirits — Geneva	Great Britain	195,537	9,261	204,798 gallons	47,006
	Victoria	2,048	.....	2,048 „	557
	Queensland	750	.....	750 „	336
	South Sea Islands	9	.....	9 „	2
		198,344	9,261	207,605 gallons	47,901
Spirits — Gin	Great Britain	4,487	.....	4,487 gallons	1,399
	Victoria	227	.....	227 „	69
		4,714	.....	4,714 gallons	1,468
Spirits — Whiskey	Great Britain	40,932	700	41,632 gallons	14,700
	Victoria	1,381	.....	1,381 „	655
	South Australia	62	.....	62 „	30
		42,375	700	43,075 gallons	15,385
Spirits — Liqueurs	Great Britain	2,013	.....	2,013 gallons	1,403
	Victoria	959	.....	959 „	1,030
	Queensland	12	.....	12 „	10
	Hong Kong	185	38	223 „	63
	France	182	467	649 „	401
	United States	.....	620	620 „	683
	Germany	.....	14	14 „	10
	New Caledonia	22	.....	22 „	22
		3,373	1,139	4,512 gallons	3,622
Spirits — Perfumed	Great Britain	2,765	.....	2,765 gallons	6,325
	Victoria	53	.....	53 „	153
	Queensland	3	.....	3 „	5
	United States	.....	514	514 „	524
	Java	4	.....	4 „	20
		2,825	514	3,339 gallons	7,027
Spirits — Methylated	Great Britain	110	.....	110 gallons	35
Spirits — All other	Great Britain	21,205	674	21,879 gallons	4,370
	Victoria	2,050	.....	2,050 „	2,994
	Queensland	71	.....	71 „	159
	New Zealand	480	.....	480 „	120
	United States	214	374	588 „	1,503
		24,020	1,048	25,068 gallons	9,146

IMPORTS SEAWARD—*continued.*

Articles.	Countries whence Imported.	Quantities Imported. In British Vessels.	In Foreign Vessels.	Total.	Total Value.
					£
Stationery ... Books ...	Great Britain	2,415	6	2,421 cases	66,226
	Victoria	1,156	.....	1,156 „	20,230
	Queensland	69	.....	69 „	687
	Tasmania	4	.....	4 „	40
	New Zealand	26	.....	26 „	101
	Kong Kong	7	.....	7 „	25
	Point de Galle	1,373	.....	1,373 „	23,748
	United States	14	45	59 „	649
		5,064	51	5,115 cases	111,706
Paper ...	Great Britain	5,514	61	5,575 pkgs.	68,141
	Victoria	486	.....	486 „	5,478
	Queensland	3	.....	3 „	4
	New Zealand	5	.....	5 „	78
	Hong Kong	184	.....	184 „	497
	Point de Galle	4	.....	4 „	92
	China	7	.....	7 „	15
		6,203	61	6,264 pkgs.	74,305
Sundries ...	Great Britain	1,085	.....	1,085 pkgs.	15,801
	Victoria	205	.....	205 „	3,598
		1,290	.....	1,290 pkgs.	19,399
Maps ...	Great Britain	18	.....	18 cases	773
	Victoria	1	.....	1 „	2
	Point de Galle	6	.....	6 „	167
		25	.....	25 cases	942
Stones ... Mill	Great Britain	41	.....	41 No.	537
Grinding ...	Great Britain	1,808	.....	1,808 No.	298
	Victoria	152	.....	152 „	40
		1,960	.....	1,960 No.	338
Scythe ...	Great Britain	247	.....	247 pkgs.	171
	United States	.....	5	5 „	20
		247	5	252 pkgs.	191
Turkey ...	Great Britain	5	.....	5 cases	37
	United States	.....	8	8 „	35
		5	8	13 cases	72
Building ...	Victoria	104	.....	104 blocks	60
Ballast ...	Queensland	122	.....	122 tons	103
Flag	Victoria	711	.....	711 No.	269
Stoneware	Great Britain	87	.....	87 pkgs.	305
	New Caledonia	.....	90	90 „	90
		87	90	177 pkgs.	395
		tons cwt. qr. lbs.	tons cwt. qr. lbs.	tons cwt. qr. lbs.	
Sugar ... Raw... ...	Great Britain	4 11 1 10	.....	4 11 1 10	116
	Victoria	456 10 2 11	.....	456 10 2 11	13,764
	Queensland	1,369 4 2 19	20 0 0 0	1,389 4 2 19	39,820
	South Australia	0 4 2 14	.....	0 4 2 14	7
	New Zealand	1 8 0 0	.....	1 8 0 0	49
	Hong Kong	478 11 2 14	166 8 1 14	645 0 0 0	22,028
	Mauritius	4,573 0 1 14	1,214 17 3 16	5,787 18 1 2	187,800
	Singapore	582 1 2 12	.....	582 1 2 12	19,020
	United States	23 18 0 0	.....	23 18 0 0	720
	China	230 5 2 22	.....	230 5 2 22	5,310
	Java	1,830 14 0 8	2,962 15 0 16	4,793 9 0 24	117,893
	Manila	1,479 1 1 5	330 13 0 26	1,809 14 2 3	43,085
	Philippine Islands	2,489 15 2 23	459 17 2 12	2,949 13 1 7	74,350
	Bourbon	.....	339 3 3 4	339 3 3 4	9,067
	Formosa	421 9 2 18	.....	421 9 2 18	8,000
	Honolulu	987 14 0 21	283 12 2 16	1,271 6 3 9	38,464
	New Caledonia	34 17 0 13	207 12 3 18	242 10 0 3	6,000
	South Sea Islands	1 11 0 22	.....	1 11 0 22	49
		14,964 19 3 2	5,985 1 2 10	20,950 1 1 12	585,542

IMPORTS SEAWARD—*continued.*

Articles.	Countries whence Imported.	Quantities Imported. In British Vessels.	Quantities Imported. In Foreign Vessels.	Quantities Imported. Total.	Total Value.
		tons cwt. qrs. lbs.		tons cwt. qrs. lbs.	£
Sugar—*continued* Refined	Great Britain	59 18 2 1	.....	59 18 2 1	2,342
	Victoria	19 19 3 7	.....	19 19 3 7	749
	Queensland	0 5 3 21	.....	0 5 3 21	12
	Hong Kong	0 13 0 1	.....	0 13 0 1	29
		80 17 1 2	.....	80 17 1 2	3,132
		tons cwt. qrs. lbs.		tons cwt. qrs. lbs.	
Molasses	Great Britain	0 9 2 24	.....	0 9 2 24	7
	Victoria	0 5 0 0	.....	0 5 0 0	3
	Queensland	2 10 1 24	.....	2 10 1 24	27
	New Zealand	1 5 3 0	.....	1 5 3 0	14
	Honolulu	18 6 0 24	.....	18 6 0 24	250
		22 17 0 16	.....	22 17 0 16	301
Sulphur	Great Britain	1,623	212	1,835 cwt.	732
	Victoria	180	.....	180 „	130
		1,803	212	2,015 cwt.	862
Sundries	Great Britain	1,330	3	1,333 pkgs.	8,939
	Victoria	695	4	699 „	2,626
	Queensland	1,239	.....	1,239 „	2,221
	Tasmania	184	.....	184 „	531
	South Australia	670	6	676 „	1,244
	New Zealand	323	.....	323 „	751
	Hong Kong	419	.....	419 „	394
	Mauritius	3	.....	3 „	20
	Singapore	18	2	20 „	114
	Java	5	.....	5 „	49
	New Caledonia	168	6	174 „	645
	South Sea Islands	314	86	400 „	926
	Monte Video	3	.....	3 „	3
	Point de Galle	117	.....	117 „	1,844
	Ceylon	.....	2	2 „	6
	Calcutta	6	.....	6 „	103
	Torres Straits	15	.....	15 „	172
	France	.....	3	3 „	7
	United States	147	85	232 „	1,225
	China	32	.....	32 „	37
	Honolulu	8	.....	8 „	56
		5,696	197	5,893 pkgs.	21,913
Tallow	Victoria	110	.....	110 cwt.	155
	Queensland	23,275	.....	23,275 „	31,034
	New Zealand	66	.....	66 „	89
	New Caledonia	255	.....	255 „	341
	South Sea Islands	66	.....	66 „	89
		23,772	.....	23,772 cwt.	31,708
Tarpaulins	Great Britain	16	.....	16 bales	613
Telegraph Materials	Great Britain	5,148	.....	5,148 pkgs.	12,726
	Victoria	39	.....	39 „	1,645
	South Australia	172	.....	172 „	800
		5,359	.....	5,359 pkgs.	15,171
Tea	Great Britain	1,341	.....	1,341 lbs.	99
	Victoria	200,666	.....	200,666 „	12,970
	Queensland	1,344	.....	1,344 „	100
	South Australia	210	.....	210 „	15
	New Zealand	828	.....	828 „	68
	Hong Kong	1,282,040	33,365	1,315,405 „	82,104
	Point de Galle	2,641	.....	2,641 „	339
	Singapore	3,360	.....	3,360 „	273
	China	2,459,659	1,178,962	3,638,621 „	233,606
	Java	3,763	.....	3,763 „	233
	South Sea Islands	88	.....	88 „	6
		3,955,940	1,212,327	5,168,267 lbs.	329,813
Timber — Deals	Great Britain	16,586	.....	16,586 No.	6,655
Timber — Spars	Great Britain	26	.....	26 No.	72
	Vancouver's Island	13	.....	13 „	200
		39	.....	39 No.	272

IMPORTS SEAWARD—*continued.*

Articles.	Countries whence Imported.	Quantities Imported. In British Vessels.	In Foreign Vessels.	Total.	Total Value.
					£
Timber—*contd.* Shingles ...	Tasmania	625,200	.....	625,200 No.	407
	New Caledonia	40,000	.....	40,000 „	30
	Vancouver's Island	20,000	.....	20,000 „	20
		685,200	.....	685,200 No.	457
Laths ...	Vancouver's Island	66,000	4,188	70,188 No.	220
	United States	100	1,752	1,852 „	130
		66,100	5,940	72,040 No.	350
Palings ...	Victoria	4,500	.....	4,500 No.	31
	Tasmania	844,395	.....	844,395 „	4,608
	New Zealand	1,100	.....	1,100 „	9
		849,995	.....	849,995 No.	4,648
Pine ...	Victoria	69,087	.....	69,087 feet	1,063
	Queensland	2,456,680	.....	2,456,680 „	17,821
	Tasmania	28,313	.....	28,313 „	572
	New Zealand	2,499,921	41,462	2,541,383 „	17,911
	New Caledonia	.....	2,300	2,300 „	22
	South Sea Islands	600	.....	600 „	6
	Vancouver's Island	478,574	.....	478,574 „	6,060
	United States	582,287	.....	582,287 „	3,960
		6,115,462	43,762	6,159,224 feet	47,415
Sandal-wood..	New Caledonia	11	.....	11 tons	184
	South Sea Islands	21	.....	21 „	220
		32	.....	32 tons	404
All other ...	Great Britain	414,032	.....	414,032 feet	4,660
	Victoria	91,312	.....	91,312 „	630
	South Australia	7,891	.....	7,891 „	170
	Singapore	65,400	.....	65,400 „	295
	Vancouver's Island	756,539	102,865	859,404 „	6,700
	France	.....	800	800 „	10
	United States	.....	1,683,878	1,683,878 „	14,274
	Honolulu...	1,500	7,537	9,037 „	83
		1,336,674	1,795,080	3,131,754 feet	26,822
Tin... ... Plates ...	Great Britain	9,425	748	10,173 boxes	21,710
	Victoria	1,935	.....	1,935 „	4,458
	Queensland	445	.....	445 „	1,350
		11,805	748	12,553 boxes	27,518
Ingots and Spelter ...	Great Britain	24	.....	24 tons	766
	Queensland	580	.....	580 „	2,398
		604	.....	604 tons	3,164
Ore ...	Queensland	3,906	.....	3,906 tons	207,662
	Tasmania	8	.....	8 „	475
		3,914	.....	3,914 tons	208,137
Tinware	Great Britain	344	3	347 pkgs.	5,481
	Victoria	13	.....	13 „	91
	Queensland	5	.....	5 „	9
		362	3	365 pkgs.	5,581
Tobacco ... Manufactured	Great Britain	426,757	.....	426,757 lbs.	27,354
	Victoria	250,956	193	251,149 „	15,423
	Queensland	14,909	.....	14,909 „	829
	South Australia	64	.....	64 „	4
	New Zealand	27,527	.....	27,527 „	1,693
	Hong Kong	10,170	922	11,092 „	592
	United States	31,734	1,976	33,710 „	2,539
	South Sea Islands	482	.....	482 „	31
		762,599	3,091	765,690 lbs.	48,465
Leaf ...	Great Britain	1,760,100	.....	1,760,100 lbs.	73,663
	Victoria	83,694	.....	83,694 „	4,170
	New Zealand	1,163	.....	1,163 „	50
	United States	128,480	142,191	270,671 „	14,155
		1,973,437	142,191	2,115,628 lbs.	92,038

IMPORTS SEAWARD—*continued.*

Articles.	Countries whence Imported.	Quantities Imported. In British Vessels.	In Foreign Vessels.	Total.	Total Value.
					£
Tobacco—*contd.* Cigars ...	Great Britain	24,413	.....	24,413 lbs.	8,532
	Victoria	38,594	457	39,051 „	12,631
	Queensland	175	.....	175 „	62
	Hong Kong	3,013	.....	3,013 „	1,004
	Point de Galle	45	.....	45 „	25
	Singapore	35	.....	35 „	14
	United States	532	79	611 „	155
	Germany	.....	1,928	1,928 „	500
	China	2,120	.....	2,120 „	630
	Java	10	.....	10 „	4
	Manila	3,451	.....	3,451 „	1,114
	Philippine Islands	3,005	18	3,023 „	933
	Honolulu	125	.....	125 „	40
	New Caledonia	331	.....	331 „	102
		75,849	2,482	78,331 lbs.	25,746
Tortoise-shell	Queensland	264	.....	264 lbs.	181
	New Caledonia	80	.....	80 „	43
	South Sea Islands	3,641	.....	3,641 „	1,434
	Torres Straits	289	.....	289 „	175
		4,274	.....	4,274 lbs.	1,833
Toys and Fancy Goods ...	Great Britain	2,853	11	2,864 pkgs.	61,569
	Victoria	336	.....	336 „	5,440
	Queensland	40	.....	40 „	798
	Tasmania	2	.....	2 „	45
	New Zealand...	2	.....	2 „	23
	Hong Kong	756	6	762 „	3,273
	Singapore	47	.....	47 „	424
	New Caledonia	2	.....	2 „	40
	Point de Galle	171	.....	171 „	13,823
	Germany	.....	5	5 „	60
	United States	3	.....	3 „	124
	China...	143	.....	143 „	418
	Japan...	110	.....	110 „	110
		4,465	22	4,487 pkgs.	86,147
Turpentine and Varnish ...	Great Britain	11,273	250	11,523 galls.	5,689
	Victoria	885	290	1,175 „	392
	New Zealand	800	.....	800 „	300
	United States	.....	4,072	4,072 „	1,079
		12,958	4,612	17,570 galls.	7,460
Turnery and Woodware ...	Great Britain	785	211	996 pkgs.	4,056
	Victoria	1,711	26	1,737 „	2,884
	Queensland	18	.....	18 „	67
	Tasmania	3	.....	3 „	5
	New Zealand	498	.....	498 „	352
	Hong Kong	18	.....	18 „	66
	Point de Galle	8	.....	8 „	95
	Germany	.....	3	3 „	5
	United States	2,413	6,228	8,641 „	8,404
		5,454	6,468	11,922 pkgs.	15,934
Twine and Thread	Great Britain	1,307	8	1,315 cwt.	7,614
	Victoria	20	.....	20 „	150
	Point de Galle	20	.....	20 „	614
		1,347	8	1,355 cwt.	8,378
Umbrellas and Parasols ...	Great Britain	430	.....	430 pkgs.	23,646
	Victoria	11	.....	11 „	969
	Point de Galle	11	.....	11 „	875
		452	.....	452 pkgs.	25,490
Vermicelli, Macaroni, and Tapioca	Great Britain	151	.....	151 pkgs.	484
	Victoria	60	.....	60 „	223
	Queensland	20	.....	20 „	56
	Hong Kong	363	.....	363 „	343
	Singapore	293	.....	293 „	371
	Java	100	.....	100 „	100
	South Sea Islands	17	.....	17 „	27
		1,004	.....	1,004 pkgs.	1,604

IMPORTS SEAWARD—*continued.*

Articles.	Countries whence Imported.	Quantities Imported.			Total Value.
		In British Vessels.	In Foreign Vessels.	Total.	
					£
Vinegar	Great Britain	52,103	.....	52,103 gallons	5,295
	Queensland	10	.....	10 „	1
	Calcutta	24	.....	24 „	3
	United States	225	.....	225 „	23
		52,362	.....	52,362 gallons	5,322
Watches and Clocks	Great Britain	323	.....	323 cases	5,362
	Victoria	70	.....	70 „	1,377
	Queensland	7	.....	7 „	55
	New Zealand	1	.....	1 „	10
	Point de Galle	148	.....	148 „	32,304
	United States	5	1,588	1,593 „	5,287
		554	1,588	2,142 cases	44,395
Whiting and Chalk	Great Britain	1,401	80	1,481 casks	498
Whalebone	Fisheries	8	.....	8 cwt.	175
Wine	Great Britain	191,555	3,952	195,507 gallons	65,459
	Victoria	10,635	.....	10,635 „	3,208
	Queensland	930	.....	930 „	423
	South Australia	196	20	216 „	74
	New Zealand	71	366	437 „	152
	Hong Kong	773	413	1,186 „	255
	Point de Galle	25	.....	25 „	32
	Mauritius	.....	41	41 „	12
	United States	91	.....	91 „	41
	New Caledonia	910	24	934 „	297
	South Sea Islands	26	.....	26 „	18
		205,212	4,816	210,028 gallons	69,971
Willows	Victoria	326	.....	326 bundles	151
	Tasmania	832	.....	832 „	427
		1,158	.....	1,158 bundles	578
Wire	Great Britain	25,398	378	25,776 bundles	57,152
	Victoria	7,315	.....	7,315 „	17,513
	Queensland	791	.....	791 „	1,729
	South Australia	3,629	.....	3,629 „	6,213
		37,133	378	37,511 bundles	82,607
Wool	Victoria	66,460	.....	66,460 lbs.	3,368
	Queensland	7,715,544	.....	7,715,544 „	426,200
	New Caledonia	35,124	4,200	39,324 „	1,894
	South Sea Islands	2,571	.....	2,571 „	182
		7,819,699	4,200	7,823,899 lbs.	431,644
Woollens	Great Britain	3,012	14	3,026 pkgs.	216,560
	Victoria	359	.....	359 „	20,500
	Queensland	14	.....	14 „	460
	Hong Kong	9	.....	9 „	600
	Point de Galle	14	.....	14 „	614
	United States	4	.....	4 „	203
		3,412	14	3,426 pkgs.	238,937
Woolpacks and Bagging	Great Britain	2,993	60	3,053 bales	30,476
	Victoria	25	.....	25 „	225
		3,018	60	3,078 bales	30,701
Yellow Metal	Great Britain	1,024	.....	1,024 cases	21,914
	Victoria	494	.....	494 „	11,854
	Queensland	2	.....	2 „	48
		1,520	.....	1,520 cases	33,816
Do. Nails	Great Britain	328	.....	328 kegs	2,952
	Victoria	166	.....	166 „	1,382
		494	.....	494 kegs	4,334
Zinc	Great Britain	1,375	.....	1,375 cwt.	2,164
	Victoria	1,056	.....	1,056 „	1,901
		2,431	.....	2,431 cwt.	4,065
	TOTAL VALUE OF IMPORTS	.....	.....	.....	£10,836,920

EXPORTS SEAWARD.

No. 38.—GENERAL EXPORTS from the Colony of NEW SOUTH WALES, SEAWARD, during the Year 1874.

Articles.	Countries to which Exported.	Quantities.					Value in Sterling.		
		Produce and Manufactures of the Colony.			British, Foreign, and other Colonial Produce and Manufactures.	Total.	Produce and Manufactures of the Colony.	British, Foreign, and other Colonial Produce and Manufactures.	Total.
		In British Vessels.	In Foreign Vessels.	Total.					
							£	£	£
Acids	Victoria	.....	.....	.....	5	5 pkgs.	.....	20	20
	New Zealand ...	40	.....	40	63	103 „	40	116	156
	Queensland	163	.....	163	111	274 „	267	447	714
	New Caledonia ...	9	.....	9	16	25 „	12	32	44
	Fiji Islands	.....	.....	.....	1	1 „	.....	1	1
		212	.....	212	196	408 pkgs.	319	616	935
Aerated Waters ...	New Zealand ...	100	.....	100	.....	100 pkgs.	110	.....	110
	Queensland	227	.....	227	9	236 „	357	23	380
	South Sea Islands ...	.....	.....	.....	2	2 „	.....	6	6
	New Caledonia ...	6	.....	6	.....	6 „	13	.....	13
		333	.....	333	11	344 pkgs.	480	29	509
Agricultural Implements	Victoria	.....	.....	.....	10	10 pkgs.	.....	696	696
	Queensland	1	.....	1	114	115 „	15	513	528
	South Sea Islands ...	.....	.....	.....	1	1 „	.....	3	3
	New Caledonia ...	1	.....	1	15	16 „	6	64	70
	Java...	6	.....	6	.....	6 „	25	.....	25
		8	.....	8	140	148 pkgs.	46	1,276	1,322
Alkali and Soda ...	Victoria	.....	.....	.....	12	12 pkgs.	.....	17	17
	Tasmania	.....	.....	.....	13	13 „	.....	13	13
	New Zealand ...	.....	.....	.....	4	4 „	.....	27	27
	Queensland	.....	.....	.....	263	263 „	.....	504	504
	South Sea Islands ...	.....	.....	.....	10	10 „	.....	15	15
	New Caledonia ...	.....	.....	.....	102	102 „	.....	186	186
	Hong Kong	.....	.....	.....	50	50 „	.....	100	100
	Fiji Islands	.....	.....	.....	7	7 „	.....	10	10
		.....	.....	.....	461	461 pkgs.	.....	872	872
Anchors	New Zealand ...	.....	.....	.....	1	1 No.	.....	5	5
	Queensland	.....	.....	.....	106	106 „	.....	326	326
	South Sea Islands ...	.....	.....	.....	71	71 „	.....	50	50
	New Caledonia ...	.....	.....	.....	82	82 „	.....	233	233
	Hong Kong	.....	.....	.....	1	1 „	.....	1	1
	Fiji Islands	.....	.....	.....	15	15 „	.....	24	24
		.....	.....	.....	276	276 No.	.....	639	639
Apparel and Slops ...	Great Britain ...	2	.....	2	9	11 pkgs.	17	342	359
	Victoria	2	.....	2	52	54 „	5	1,180	1,185
	New Zealand ...	.....	.....	.....	52	52 „	.....	873	873
	Queensland	2	.....	2	322	324 „	26	11,327	11,353
	South Sea Islands ...	4	.....	4	62	66 „	20	2,044	2,064
	New Caledonia ...	.....	.....	.....	39	39 „	.....	1,004	1,004
	Honolulu	.....	.....	.....	2	2 „	.....	139	139
	Calcutta	.....	.....	.....	2	2 „	.....	127	127
	Fiji Islands	.....	.....	.....	10	10 „	.....	545	545
		10	.....	10	550	560 pkgs.	68	17,581	17,649
Arms and Ammunition: Arms (Small)	Great Britain ...	.....	.....	.....	2	2 pkgs.	.....	30	30
	Victoria	.....	.....	.....	3	3 „	.....	39	39
	South Australia ...	.....	.....	.....	1	1 „	.....	20	20
	Queensland	.....	.....	.....	282	282 „	.....	3,901	3,901
	South Sea Islands ...	.....	.....	.....	70	70 „	.....	802	802
	New Caledonia ...	.....	.....	.....	13	13 „	.....	131	131
	Fiji Islands	.....	.....	.....	19	19 „	.....	156	156
		.....	.....	.....	390	390 pkgs.	.....	5,079	5,079
Arms and Ammunition: Powder (Gun and Blasting)	Queensland	.....	.....	.....	100,832	100,832 lbs.	.....	2,781	2,781
	South Sea Islands ...	.....	.....	.....	7,015	7,015 „	.....	397	397
	New Caledonia ...	.....	.....	.....	21,456	21,456 „	.....	547	547
	Fiji Islands	.....	.....	.....	1,038	1,038 „	.....	57	57
		.....	.....	.....	130,341	130,341 lbs.	.....	3,782	3,782
Arms and Ammunition: Shot ...	Queensland	.....	.....	.....	217	217 cwt.	.....	340	340
	South Sea Islands ...	.....	.....	.....	154	154 „	.....	242	242
	New Caledonia ...	.....	.....	.....	21	21 „	.....	36	36
	Fiji Islands	.....	.....	.....	20	20 „	.....	32	32
		.....	.....	.....	412	412 cwt.	.....	650	650

EXPORTS SEAWARD—*continued.*

Articles.	Countries to which Exported.	Quantities.					Value in Sterling.		
		Produce and Manufactures of the Colony.			British, Foreign, and other Colonial Produce and Manufactures.	Total.	Produce and Manufactures of the Colony.	British, Foreign, and other Colonial Produce and Manufactures.	Total.
		In British Vessels.	In Foreign Vessels.	Total.					
							£	£	£
Arms and Ammunition—*continued* — Percussion Caps	New Zealand ...	.....	.....	.....	1	1 pkg.	.....	1	1
	Queensland ...	.....	.....	.....	60	60 pkgs.	.....	237	237
	South Sea Islands ...	.....	.....	.....	16	16 „	.....	49	49
	New Caledonia ...	.....	.....	.....	2	2 „	.....	2	2
	Fiji Islands	.....	.....	.....	2	2 „	.....	6	6
		.....	.....	.....	81	81 pkgs.	.....	295	295
Arms and Ammunition—*continued* — Cartridges	New Zealand ...	.....	.....	.....	1	1 pkg.	.....	6	6
	Queensland ...	.....	.....	.....	66	66 pkgs.	.....	450	450
	South Sea Islands ...	.....	.....	.....	2	2 „	.....	8	8
	New Caledonia ...	.....	.....	.....	1	1 „	.....	3	3
		.....	.....	.....	70	70 pkgs.	.....	467	467
Arms and Ammunition—*continued* — Swords ...	South Sea Islands ...	.....	.....	.....	1	1 pkg.	.....	7	7
Arms and Ammunition—*continued* — Bullets	South Sea Islands ...	.....	.....	.....	22	22 cwt.	.....	38	38
	Fiji Islands... ...	.....	.....	.....	15	15 „	.....	30	30
		.....	.....	.....	37	37 cwt.	.....	68	68
Arrowroot and Sago	Great Britain ...	112	.....	112	26,880	26,992 lbs.	3	240	243
	Victoria	.....	.....	.....	25,592	25,592 „	.....	352	352
	South Australia ...	.....	.....	.....	1,120	1,120 „	.....	30	30
	Queensland ...	607	.....	607	6,877	7,484 „	15	119	134
	New Caledonia ...	.....	.....	.....	25	25 „	.....	1	1
	Fiji Islands ...	.....	.....	.....	224	224 „	.....	4	4
		719	.....	719	60,718	61,437 lbs.	18	746	764
Apothecaries' Ware...	Victoria	.....	.....	.....	1	1 pkg.	.....	10	10
	New Zealand ...	.....	.....	.....	1	1 „	.....	6	6
	Queensland ...	.....	.....	.....	202	202 pkgs.	.....	1,183	1,183
	New Caledonia ...	.....	.....	.....	15	15 „	.....	98	98
		.....	.....	.....	219	219 pkgs.	.....	1,297	1,297
Anvils	New Zealand ...	.....	.....	.....	4	4 No.	.....	13	13
	Queensland ...	.....	.....	.....	59	59 „	.....	167	167
	South Sea Islands ...	.....	.....	.....	11	11 „	.....	21	21
	New Caledonia ...	.....	.....	.....	8	8 „	.....	27	27
	Fiji Islands... ...	.....	.....	.....	1	1 „	.....	2	2
		.....	.....	.....	83	83 No.	.....	230	230
Bags and Sacks ...	Great Britain ...	.....	.....	.....	3	3 bales	.....	30	30
	Victoria	.....	.....	.....	9	9 „	.....	54	54
	South Australia ...	.....	.....	.....	125	125 „	.....	701	701
	Tasmania	.....	.....	.....	47	47 „	.....	102	102
	New Zealand ...	.....	.....	.....	23	23 „	.....	333	333
	Queensland ...	58	.....	58	101	159 „	755	762	1,517
	South Sea Islands ...	.....	.....	.....	67	67 „	.....	864	864
	New Caledonia ...	.....	.....	.....	38	38 „	.....	381	381
	Honolulu	.....	.....	.....	1	1 „	.....	5	5
	Fiji Islands... ...	.....	.....	.....	32	32 „	.....	515	515
		58	.....	58	446	504 bales	755	3,747	4,502
Bags (Gunnies) ...	Victoria	.....	.....	.....	36,640	36,640 No.	.....	761	761
	Queensland ...	.....	.....	.....	172,124	172,124 „	.....	2,950	2,950
	South Sea Islands...	.....	.....	.....	600	600 „	.....	11	11
	New Caledonia ...	.....	.....	.....	7,500	7,500 „	.....	152	152
	Honolulu	.....	.....	.....	9,200	9,200 „	.....	170	170
		.....	.....	.....	226,064	226,064 No.	.....	4,044	4,044
Bark	Great Britain ...	460	.....	460	.....	460 cwt.	138	.....	138
	New Zealand ...	660	.....	660	.....	660 „	241	.....	241
	Queensland ...	2,442	.....	2,442	1,140	3,582 „	681	344	1,025
	South Sea Islands ...	300	.....	300	.....	300 „	95	.....	95
	New Caledonia ...	260	.....	260	.....	260 „	66	.....	66
	Honolulu	144	.....	144	.....	144 „	61	.....	61
		4,266	.....	4,266	1,140	5,406 cwt.	1,282	344	1,626
Baskets	Victoria	.....	.....	.....	2	2 pkgs.& No.	.....	5	5
	South Australia ...	.....	.....	.....	4	4 „	.....	87	87
	New Zealand ...	13	.....	13	1	14 „	52	7	59
	Queensland ...	105	.....	105	112	217 „	191	199	390
	South Sea Islands ...	15	.....	15	1	16 „	5	1	6
	New Caledonia ...	2	.....	2	14	16 „	5	11	16
		135	.....	135	134	269 pkgs.& No.	253	310	563

EXPORTS SEAWARD—*continued.*

Articles.	Countries to which Exported	Quantities.					Value in Sterling.		
		Produce and Manufactures of the Colony.			British, Foreign, and other Colonial Produce and Manufactures.	Total.	Produce and Manufactures of the Colony.	British, Foreign, and other Colonial Produce and Manufactures.	Total.
		In British Vessels.	In Foreign Vessels.	Total.					
							£	£	£
Bêche-le-mer...	Victoria ...	.....	.....	.....	5	5 cwt.	.....	12	12
	Hong Kong	.....	.....	.....	13,132	13,132 „	.....	49,151	49,151
	United States	.....	.....	.....	3	3 „	.....	8	8
	China ...	.....	.....	.....	467	467 „	.....	2,235	2,235
		.....	.....	.....	13,607	13,607 cwt.	.....	51,406	51,406
Bedding ...	Victoria ...	3	.....	3	1	4 pkgs.	6	16	22
	Queensland	10	.....	10	6	16 „	63	33	96
	New Caledonia	74	.....	74	8	82 „	381	51	432
	United States	.....	.....	.....	6	6 „	.....	60	60
		87	.....	87	21	108 pkgs.	450	160	610
Beer — In Bottle	Great Britain	8	.....	8	7	15 galls.	2	2	4
	Victoria ...	53	.....	53	1,140	1,193 „	8	300	308
	South Australia	.....	.....	.....	38	38 „	.....	8	8
	Tasmania ...	.....	.....	.....	182	182 „	.....	48	48
	New Zealand	.....	.....	.....	703	703 „	.....	185	185
	Queensland	2,210	.....	2,210	91,301	93,511 „	436	22,653	23,089
	South Sea Islands	.....	.....	.....	4,268	4,268 „	.....	1,108	1,108
	New Caledonia	734	.....	734	4,299	5,033 „	131	1,114	1,245
	Fiji Islands	.....	.....	.....	623	623 „	.....	177	177
		3,005	.....	3,005	102,561	105,566 galls.	577	25,595	26,172
Beer — In Bulk	Victoria ...	.....	.....	.....	1,310	1,310 galls.	.....	165	165
	South Australia	.....	.....	.....	2,422	2,422 „	.....	290	290
	New Zealand	350	.....	350	450	800 „	41	62	103
	Queensland	3,858	.....	3,858	90,022	93,880 „	367	11,079	11,446
	South Sea Islands	.....	.....	.....	63	63 „	.....	8	8
	New Caledonia	1,378	.....	1,378	1,862	3,240 „	128	229	357
		5,586	.....	5,586	96,129	101,715 galls.	536	11,833	12,369
Beeswax ...	Great Britain	24,299	.....	24,299	.....	24,299 lbs.	1,885	.....	1,885
	New Caledonia	212	.....	212	.....	212 „	11	.....	11
		24,511	.....	24,511	.....	24,511 lbs.	1,896	.....	1,896
Bellows (Smiths')	Queensland	8	.....	8	49	57 No.	29	207	236
	South Sea Islands	.....	.....	.....	2	2 „	.....	4	4
	New Caledonia	.....	.....	.....	14	14 „	.....	60	60
		8	.....	8	65	73 No.	29	271	300
Biscuits ...	Victoria ...	6½	.....	6½	.....	6½ cwt.	14	.....	14
	New Zealand	41	.....	41	.....	41 „	49	.....	49
	Queensland	959	.....	959	84½	1,043½ „	1,259	278	1,537
	South Sea Islands	230	264	494	31	525 „	491	48	539
	New Caledonia	1,336½	.....	1,336½	17½	1,354 „	2,010	61	2,071
	Hong Kong	5	.....	5	.....	5 „	6	.....	6
	Fiji Islands	14	.....	14	15	29 „	19	16	35
		2,592	264	2,856	148	3,004 cwt.	3,848	403	4,251
Blacking ...	Queensland	.....	.....	.....	27	27 pkgs.	.....	70	70
	South Sea Islands	.....	.....	.....	4	4 „	.....	10	10
	New Caledonia	.....	.....	.....	1	1 „	.....	4	4
		.....	.....	.....	32	32 pkgs.	.....	84	84
Blankets ...	Queensland	.....	.....	.....	56	56 bales	.....	1,572	1,572
	South Sea Islands	.....	.....	.....	3	3 „	.....	55	55
	New Caledonia	.....	.....	.....	8	8 „	.....	170	170
		.....	.....	.....	67	67 bales	.....	1,797	1,797
Boats ...	Victoria ...	1	.....	1	.....	1 No.	18	.....	18
	New Zealand	2	.....	2	.....	2 „	60	.....	60
	Queensland	24	.....	24	.....	24 „	743	.....	743
	South Sea Islands	2	1	3	.....	3 „	85	.....	85
	New Caledonia	6	.....	6	.....	6 „	141	.....	141
		35	1	36	.....	36 No.	1,047	.....	1,047
Bone-dust ...	Great Britain	196	.....	196	.....	196 cwt.	50	.....	50
	Tasmania ...	3,572	.....	3,572	.....	3,572 „	927	.....	927
	New Zealand	12,378	.....	12,378	.....	12,378 „	3,664	.....	3,664
	Mauritius ...	9,060	.....	9,060	.....	9,060 „	2,592	.....	2,592
	Java ...	10	.....	10	.....	10 „	3	.....	3
		25,216	.....	25,216	.....	25,216 cwt.	7,236	.....	7,236

EXPORTS SEAWARD—*continued.*

Articles.	Countries to which Exported.	Quantities.					Value in Sterling.		
		Produce and Manufactures of the Colony.			British, Foreign, and other Colonial Produce and Manufactures.	Total.	Produce and Manufactures of the Colony.	British, Foreign, and other Colonial Produce and Manufactures.	Total.
		In British Vessels.	In Foreign Vessels.	Total.					
							£	£	£
Bricks—Bath	South Sea Islands	.....	.....	.....	3	3 pkgs.	.....	3	3
	New Caledonia	.....	.....	.....	13	13 „	.....	12	12
		.....	.....	.....	16	16 pkgs.	.....	15	15
Bricks—Fire and Building	Queensland	.....	.....	.....	23,000	23,000 No.	.....	197	197
	South Sea Islands	15,350	.....	15,350	824	16,174 „	45	10	55
	Fiji Islands	1,000	.....	1,000	.....	1,000 „	6	.....	6
		16,350	.....	16,350	23,824	40,174 No.	51	207	258
Bran	Queensland	40,392	40	40,432	1,324	41,756 bushls.	2,574	76	2,650
	New Caledonia	4,678	.....	4,678	.....	4,678 „	312	.....	312
	Hong Kong	50	.....	50	.....	50 „	3	.....	3
	Mauritius	2,200	.....	2,200	.....	2,200 „	155	.....	155
	Singapore	331	.....	331	.....	331 „	22	.....	22
	Java	.....	100	100	.....	100 „	5	.....	5
		47,651	140	47,791	1,324	49,115 bushls.	3,071	76	3,147
Brushware	Victoria	.....	.....	.....	7	7 pkgs.	.....	130	130
	South Australia	43	.....	43	.....	43 „	22	.....	22
	New Zealand	2	.....	2	14	16 „	4	245	249
	Queensland	90	.....	90	109	199 „	131	650	781
	South Sea Islands	6	1	7	3	10 „	11	3	14
	New Caledonia	22	.....	22	6	28 „	43	25	68
		163	1	164	139	303 pkgs.	211	1,053	1,264
Building Materials	Victoria	.....	.....	.....	3	3 pkgs.	.....	7	7
	New Zealand	238	.....	238	1	239 „	66	29	95
	Queensland	226	.....	226	62	288 „	352	97	449
	South Sea Islands	43	143	186	1	187 „	509	20	529
	New Caledonia	245	.....	245	.....	245 „	310	.....	310
		752	143	895	67	962 pkgs.	1,237	153	1,390
Butter and Cheese	Great Britain	201¼	.....	201¼	.....	201¼ cwt.	561	.....	561
	Victoria	1,285	.....	1,285	23	1,308 „	3,528	110	3,638
	South Australia	546¼	.....	546¼	44	590¼ „	1,549	220	1,769
	Tasmania	6½	.....	6½	.....	6½ „	23	.....	23
	New Zealand	226½	.....	226½	.....	226½ „	1,102	.....	1,102
	Queensland	5,672½	.....	5,672½	169	5,841½ „	26,037	854	26,891
	South Sea Islands	69½	26	95½	1	96½ „	410	6	416
	New Caledonia	457½	.....	457½	5¼	462¾ „	1,873	29	1,902
	United States	.....	.....	.....	¾	¾ „	.....	5	5
	Mauritius	½	9	9½	.....	9½ „	57	.....	57
	Honolulu	.....	.....	.....	52	52 „	.....	172	172
	Singapore	207	.....	207	.....	207 „	842	.....	842
	Java	57½	.....	57½	.....	57½ „	274	.....	274
	Fiji Islands	34	.....	34	.....	34 „	126	.....	126
		8,764	35	8,799	295	9,094 cwt.	36,382	1,396	37,778
Cabbage-tree	Victoria	19	.....	19	.....	19 pkgs.	43	.....	43
	Queensland	9	.....	9	.....	9 „	37	.....	37
		28	.....	28	.....	28 pkgs.	80	.....	80
Candles	New Zealand	.....	.....	.....	50,900	50,900 lbs.	.....	1,891	1,891
	Queensland	.....	.....	.....	267,240	267,240 „	.....	10,544	10,544
	South Sea Islands	.....	.....	.....	6,142	6,142 „	.....	243	243
	New Caledonia	.....	.....	.....	41,501	41,501 „	.....	1,611	1,611
	Fiji Islands	.....	.....	.....	925	925 „	.....	36	36
		.....	.....	.....	366,708	366,708 lbs.	.....	14,325	14,325
Canvas	New Zealand	.....	.....	.....	18	18 pkgs.	.....	674	674
	Queensland	.....	.....	.....	55	55 „	.....	953	953
	South Sea Islands	.....	.....	.....	5	5 „	.....	97	97
	New Caledonia	.....	.....	.....	8	8 „	.....	95	95
	Java	.....	.....	.....	1	1 „	.....	7	7
	Fiji Islands	.....	.....	.....	4	4 „	.....	71	71
		.....	.....	.....	91	91 pkgs.	.....	1,897	1,897
Carpets and Rugs	Tasmania	.....	.....	.....	2	2 pkgs.	.....	31	31
	New Zealand	.....	.....	.....	1	1 „	.....	12	12
	Queensland	.....	.....	.....	25	25 „	.....	422	422
	South Sea Islands	.....	.....	.....	1	1 „	.....	13	13
	New Caledonia	.....	.....	.....	2	2 „	.....	66	66
	Hong Kong	.....	.....	.....	1	1 „	.....	10	10
		.....	.....	.....	32	32 pkgs.	.....	554	554

EXPORTS SEAWARD—*continued.*

Articles.	Countries to which Exported.	Quantities.					Value in Sterling.		
		Produce and Manufactures of the Colony.			British, Foreign, and other Colonial Produce and Manufactures.	Total.	Produce and Manufactures of the Colony.	British, Foreign, and other Colonial Produce and Manufactures.	Total.
		In British Vessels.	In Foreign Vessels.	Total.					
							£	£	£
Carriages, Gigs, and Bicycles	Victoria	7	.....	7	.....	7 No.	430	.....	430
	New Zealand ...	11	.....	11	.....	11 „	445	.....	445
	Queensland ...	78	1	79	6	85 „	4,568	324	4,892
	South Sea Islands ...	1	.....	1	.....	1 „	25	.....	25
	New Caledonia ...	5	.....	5	2	7 „	175	106	281
	Fiji Islands ...	.....	2	2	.....	2 „	32	.....	32
	Calcutta	1	.....	1	.....	1 „	150	.....	150
		103	3	106	8	114 No.	5,825	430	6,255
Carriage and Cart Materials	Victoria	37	.....	37	3	40 pkgs.	20	27	47
	New Zealand ...	1,064	.....	1,064	.....	1,064 „	703	.....	703
	Queensland ...	60	.....	60	1,454	1,514 „	212	683	895
	New Caledonia ...	55	.....	55	17	72 „	88	24	112
		1,216	.....	1,216	1,474	2,690 pkgs.	1,023	734	1,757
Carts, Drays, and Waggons	New Zealand ...	334	.....	334	.....	334 No.	4,534	.....	4,534
	Queensland ...	57	.....	57	.....	57 „	1,984	.....	1,984
	South Sea Islands ...	14	30	44	.....	44 „	506	.....	506
	New Caledonia ...	22	.....	22	.....	22 „	340	.....	340
	Fiji Islands ...	1	.....	1	.....	1 „	16	.....	16
		428	30	458	.....	458 No.	7,380	.....	7,380
Casks (Empty) ...	Victoria	45	.....	45	2	47 No.	52	3	55
	Tasmania	68	.....	68	25	93 „	24	14	38
	New Zealand ...	1,232	.....	1,232	.....	1,232 „	719	.....	719
	Queensland ...	107	.....	107	15	122 „	83	5	88
	South Sea Islands	8	.....	8	.....	8 „	4	.....	4
		442	60	502	.....	502 tuns	1,630	.....	1,630
		1,460	.....	1,460	42	1,502 No. &	2,512	22	2,534
		442	60	502	.....	502 tuns			
Cement	Victoria	.....	.....	.....	2	2 casks	.....	2	2
	Queensland ...	.....	.....	.....	34	34 „	.....	34	34
	South Sea Islands ...	.....	.....	.....	4	4 „	.....	4	4
	New Caledonia ...	.....	.....	.....	214	214 „	.....	204	204
	Fiji Islands... ...	.....	.....	.....	6	6 „	.....	6	6
		.....	.....	.....	260	260 casks	.....	250	250
Chain Cable	Queensland ...	.....	.....	.....	122	122 cwt.	.....	144	144
	New Caledonia ...	.....	.....	.....	45	45 „	.....	49	49
	Fiji Islands... ...	.....	.....	.....	26	26 „	.....	32	32
		.....	.....	.....	193	193 cwt.	.....	225	225
Chicory	Victoria	.....	.....	.....	11,200	11,200 lbs.	.....	140	140
	Queensland ...	.....	.....	.....	17,248	17,248 „	.....	227	227
		.....	.....	.....	28,448	28,448 lbs.	.....	367	367
Chinese Provisions ...	Queensland ...	.....	.....	.....	583	583 pkgs.	.....	730	730
	New Caledonia ...	.....	.....	.....	12	12 „	.....	14	14
	Fiji Islands... ...	.....	.....	.....	4	4 „	.....	5	5
		.....	.....	.....	599	599 pkgs.	.....	749	749
Chinese Goods ...	Victoria	.....	.....	.....	1	1 pkg.	.....	2	2
	New Zealand ...	.....	.....	.....	4	4 pkgs.	.....	13	13
	Queensland ...	.....	.....	.....	1,792	1,792 „	.....	5,385	5,385
	South Sea Islands ...	.....	.....	.....	23	23 „	.....	86	86
	New Caledonia ...	.....	.....	.....	28	28 „	.....	45	45
	Fiji Islands... ...	.....	.....	.....	3	3 „	.....	15	15
		.....	.....	.....	1,851	1,851 pkgs.	.....	5,546	5,546
Chocolate and Cocoa	Tasmania	.....	.....	.....	672	672 lbs.	.....	49	49
	Queensland ...	.....	.....	.....	8,400	8,400 „	.....	468	468
	South Sea Islands ...	.....	.....	.....	936	936 „	.....	50	50
	New Caledonia ...	.....	.....	.....	784	784 „	.....	45	45
	Fiji Islands... ...	.....	.....	.....	386	386 „	.....	19	19
		.....	.....	.....	11,178	11,178 lbs.	.....	631	631

EXPORTS SEAWARD—*continued.*

Articles.	Countries to which Exported.	Quantities.					Value in Sterling.		
		Produce and Manufactures of the Colony.			British, Foreign, and other Colonial Produce and Manufactures.	Total.	Produce and Manufactures of the Colony.	British, Foreign, and other Colonial Produce and Manufactures.	Total.
		In British Vessels.	In Foreign Vessels.	Total.					
							£	£	£
Clocks and Watches...	Victoria	.....	.....	.....	24	24 pkgs.	.....	111	111
	Tasmania	.....	.....	.....	10	10 „	.....	105	105
	New Zealand ...	.....	.....	.....	26	26 „	.....	514	514
	Queensland ...	.....	.....	.....	308	308 „	.....	1,557	1,557
	South Sea Islands ...	.....	.....	.....	6	6 „	.....	24	24
	New Caledonia ...	.....	.....	.....	17	17 „	.....	116	116
	Fiji Islands ...	.....	.....	.....	1	1 „	.....	5	5
		.....	.....	.....	392	392 pkgs.	.....	2,432	2,432
Coals	Victoria	228,128	.....	228,128	.....	228,128 tons	158,111	.....	158,111
	South Australia ...	86,084	2,217	88,301	.....	88,301 „	54,896	.....	54,896
	Tasmania	10,891	.....	10,891	.....	10,891 „	7,669	.....	7,669
	New Zealand ...	131,201	940	132,141	.....	132,141 „	93,105	.....	93,105
	Queensland ...	7,104	493	7,597	.....	7,597 „	6,002	.....	6,002
	Western Australia...	480	.....	480	.....	480 „	336	.....	336
	South Sea Islands ...	836	360	1,196	.....	1,196 „	1,159	.....	1,159
	New Caledonia ...	5,587	.....	5,587	.....	5,587 „	4,175	.....	4,175
	Point de Galle ...	3,427	.....	3,427	.....	3,427 „	3,387	.....	3,387
	Hong Kong ...	42,283	14,441	56,724	.....	56,724 „	43,491	.....	43,491
	United States ...	124,704	23,810	148,514	.....	148,514 „	111,165	.....	111,165
	Mauritius	1,484	2,212	3,696	.....	3,696 „	2,820	.....	2,820
	Manila	10,886	4,546	15,432	.....	15,432 „	11,296	.....	11,296
	Ceylon	15,749	450	16,199	.....	16,199 „	11,495	.....	11,495
	Petropaulovski ...	4,603	2,373	6,976	.....	6,976 „	4,984	.....	4,984
	Saigon (Cochin China)	2,400	2,940	5,340	.....	5,340 „	4,078	.....	4,078
	Honolulu	1,111	800	1,911	.....	1,911 „	1,787	.....	1,787
	Singapore	18,493	4,551	23,044	.....	23,044 „	18,671	.....	18,671
	Rangoon	284	.....	284	.....	284 „	284	.....	284
	Madras	1,007	.....	1,007	.....	1,007 „	705	.....	705
	Bombay	8,847	1,910	10,757	.....	10,757 „	7,529	.....	7,529
	Guam	530	1,544	2,074	.....	2,074 „	1,410	.....	1,410
	Calcutta	6,330	1,100	7,430	.....	7,430 „	6,211	.....	6,211
	Java...	13,861	10,011	23,872	.....	23,872 „	17,913	.....	17,913
	Bassorah	1,030	.....	1,030	.....	1,030 „	721	.....	721
	Japan	12,679	1,401	14,080	.....	14,080 „	12,050	.....	12,050
	China	41,881	9,471	51,352	.....	51,352 „	42,856	.....	42,856
	Aden	2,060	.....	2,060	.....	2,060 „	1,442	.....	1,442
	Dalagoa Bay ...	.....	188	188	.....	188 „	188	.....	188
	Bankok	.....	428	428	.....	428 „	300	.....	300
	Padang	2,115	719	2,834	.....	2,834 „	2,011	.....	2,011
		786,075	86,905	872,980	.....	872,980 tons	632,247	.....	632,247
Coffee (Raw & Ground)	Victoria	.....	.....	.....	35,347	35,347 lbs.	.....	2,025	2,025
	New Zealand ...	.....	.....	.....	1,430	1,430 „	.....	88	88
	Queensland ...	12,348	.....	12,348	22,513	34,861 „	660	1,112	1,772
	South Sea Islands ...	4,666	.....	4,666	2,157	6,823 „	248	90	338
	New Caledonia ...	3,478	.....	3,478	28,003	31,481 „	191	1,391	1,582
	Fiji Islands ...	618	.....	618	137	755 „	30	5	35
		21,110	.....	21,110	89,587	110,697 lbs.	1,129	4,711	5,840
Cocoa-nuts	Victoria	.....	.....	.....	55,248	55,248 No.	.....	576	576
	Tasmania	.....	.....	.....	1,792	1,792 „	.....	21	21
	New Zealand ...	.....	.....	.....	672	672 „	.....	6	6
	Queensland ...	.....	.....	.....	8,652	8,652 „	.....	86	86
		.....	.....	.....	66,364	66,364 No.	.....	689	689
Coins — Silver ...	Victoria	.....	.....	.....	5	5 boxes	.....	1,020	1,020
	New Zealand ...	.....	.....	.....	18	18 „	.....	5,465	5,465
	Queensland ...	.....	.....	.....	13	13 „	.....	3,085	3,085
	South Sea Islands ...	.....	.....	.....	3	3 „	.....	1,050	1,050
	Fiji Islands ...	.....	.....	.....	5	5 „	.....	1,000	1,000
		.....	.....	.....	44	44 boxes	.....	11,620	11,620
Coins — Gold ...	Great Britain ...	289	.....	289	.....	289 boxes	1,395,613	.....	1,395,613
	Victoria	12	.....	12	.....	12 „	60,000	.....	60,000
	New Zealand ...	4	.....	4	.....	4 „	20,000	.....	20,000
	Queensland ...	12	.....	12	.....	12 „	45,332	.....	45,332
	South Sea Islands ...	4	.....	4	.....	4 „	3,100	.....	3,100
	New Caledonia ...	1	.....	1	.....	1 „	200	.....	200
	Point de Galle ...	15	.....	15	.....	15 „	65,326	.....	65,326
	Hong Kong ...	37	.....	37	.....	37 „	44,421	.....	44,421
	United States ...	2	.....	2	.....	2 „	1,500	.....	1,500
	Mauritius	14	.....	14	.....	14 „	70,000	.....	70,000
	Singapore	1	.....	1	.....	1 „	1,000	.....	1,000
	Calcutta	1	.....	1	.....	1 „	300	.....	300
	Java	5	.....	5	.....	5 „	13,096	.....	13,096
		397	.....	397	.....	397 boxes	1,719,888	.....	1,719,888

EXPORTS SEAWARD—*continued.*

Articles.	Countries to which exported.	Quantities.					Value in Sterling.		
		Produce and Manufactures of the Colony.			British, Foreign, and other Colonial Produce and Manufactures.	Total.	Produce and Manufactures of the Colony.	British, Foreign, and other Colonial Produce and Manufactures.	Total.
		In British Vessels.	In Foreign Vessels.	Total.					
							£	£	£
Coins—*cont.* Copper ...	Victoria	.....	.....	.....	8	8 boxes	.....	150	150
	New Zealand ...	.....	.....	.....	6	6 „	.....	120	120
	Queensland ...	.....	.....	.....	6	6 „	.....	150	150
		.....	.....	.....	20	20 boxes	.....	420	420
Coke	Victoria	38	.....	38	.....	38 tons	79	.....	79
	South Australia ...	36	.....	36	.....	36 „	76	.....	76
	Tasmania	6	.....	6	.....	6 „	12	.....	12
	New Zealand ...	662	.....	662	.....	662 „	1,435	.....	1,435
	Queensland ...	43	.....	43	.....	43 „	96	.....	96
	New Caledonia ...	8	.....	8	.....	8 „	17	.....	17
	Hong Kong ...	25	.....	25	.....	25 „	75	.....	75
	United States ...	343	2	345	.....	345 „	724	.....	724
		1,161	2	1,163	.....	1,163 tons	2,514	.....	2,514
Charcoal	Queensland ...	235	.....	235	.....	235 pkgs.	23	.....	23
Church Ornaments, &c	New Zealand ...	.....	.....	.....	1	1 pkg.	.....	13	13
	South Sea Islands ...	.....	.....	.....	1	1 „	.....	10	10
		.....	.....	.....	2	2 pkgs.	.....	23	23
Confectionery and Preserves	Great Britain ...	.....	.....	.....	4	4 pkgs.	.....	12	12
	Victoria	1	.....	1	86	87 „	8	669	677
	Tasmania	.....	.....	.....	13	13 „	.....	16	16
	New Zealand ...	.....	.....	.....	116	116 „	.....	270	270
	Queensland ...	175	.....	175	3,015	3,190 „	901	6,770	7,671
	South Sea Islands ...	3	2	5	218	223 „	19	467	486
	New Caledonia ...	30	.....	30	216	246 „	91	567	658
	Honolulu	.....	.....	.....	20	20 „	.....	30	30
	Singapore	.....	.....	.....	22	22 „	.....	45	45
	Fiji Islands ...	2	.....	2	48	50 „	8	108	116
		211	2	213	3,758	3,971 pkgs.	1,027	8,954	9,981
Copper — Old ...	Great Britain ...	.....	.....	.....	9	9 cwt.	.....	5	5
	Hong Kong ...	.....	.....	.....	1,638	1,638 „	.....	4,439	4,439
		.....	.....	.....	1,647	1,647 cwt.	.....	4,444	4,444
Copper — Raw ...	Great Britain ...	46,659¼	.....	46,659¼	32,714¼	79,373½ cwt.	194,177	135,884	330,061
	Victoria	11,715	.....	11,715	2,863¾	14,578¾ „	50,202	11,451	61,653
	South Australia ...	14,360	.....	14,360	.....	14,360 „	67,030	.....	67,030
	Queensland ...	7	.....	7	½	7½ „	30	5	35
	United States ...	20	.....	20	.....	20 „	80	.....	80
		72,761¼	.....	72,761¼	35,578½	108,339¾ cwt.	311,519	147,340	458,859
Copper — Manufactured	Tasmania	.....	.....	.....	7	7 cases	.....	50	50
	Queensland ...	.....	.....	.....	4	4 „	.....	59	59
	New Caledonia ...	.....	.....	.....	5	5 „	.....	84	84
		.....	.....	.....	16	16 cases	.....	193	193
Copper — Ore ...	Great Britain ...	135	.....	135	100	235 cwt.	135	150	285
	Victoria	5	.....	5	.....	5 „	5	.....	5
		140	.....	140	100	240 cwt.	140	150	290
Copra	Great Britain ...	.....	.....	.....	9,624	9,624 cwt.	.....	5,212	5,212
Candle Nuts	Great Britain ...	.....	.....	.....	1,433	1,433 cwt.	.....	104	104
Cordage	Great Britain ...	.....	.....	.....	17	17 pkgs.	.....	35	35
	Victoria	11	.....	11	7	18 „	21	37	58
	New Zealand ...	604	.....	604	146	750 „	1,373	733	2,106
	Queensland ...	669	.....	669	805	1,474 „	1,877	2,420	4,297
	South Sea Islands ...	41	68	109	106	215 „	222	227	449
	New Caledonia ...	26	.....	26	226	252 „	115	426	541
	Fiji Islands ...	6	.....	6	37	43 „	26	122	148
		1,357	68	1,425	1,344	2,769 pkgs.	3,634	4,000	7,634
Cordials	New Zealand ...	.....	.....	.....	125	125 pkgs.	.....	86	86
	Queensland ...	107	.....	107	965	1,072 „	95	807	902
		107	.....	107	1,090	1,197 pkgs.	95	893	988

EXPORTS SEAWARD—*continued.*

Articles.	Countries to which Exported.	Quantities.					Value in Sterling.		
		Produce and Manufactures of the Colony.			British, Foreign, and other Colonial Produce and Manufactures.	Total.	Produce and Manufactures of the Colony.	British, Foreign, and other Colonial Produce and Manufactures.	Total.
		In British Vessels.	In Foreign Vessels.	Total.					
							£	£	£
Corks and Bungs ...	Victoria	.....	.....	.....	28	28 pkgs.	.....	164	164
	Queensland ...	.....	.....	.....	109	109 „	.....	655	655
	South Sea Islands ...	.....	.....	.....	1	1 „	.....	3	3
	New Caledonia ...	.....	.....	.....	14	14 „	.....	80	80
		.....	.....	.....	152	152 pkgs.	.....	902	902
Cotton (Raw) ...	Great Britain ...	.....	.....	.....	3,732	3,732 bales	.....	70,743	70,743
	Victoria	.....	.....	.....	13	13 „	.....	200	200
		.....	.....	.....	3,745	3,745 bales	.....	70,943	70,943
Cotton (Waste) ...	Queensland ...	.....	.....	.....	13	13 pkgs.	.....	94	94
Candlewick	Queensland ...	.....	.....	.....	3	3 pkgs.	.....	33	33
Curiosities	Great Britain ...	4	.....	4	24	28 pkgs.	22	318	340
	Victoria	2	.....	2	9	11 „	7	46	53
	New Zealand ...	.....	.....	.....	13	13 „	.....	300	300
	Queensland ...	.....	.....	.....	1	1 „	.....	4	4
	South Sea Islands ...	.....	.....	.....	12	12 „	.....	60	60
	New Caledonia ...	.....	.....	.....	1	1 „	.....	10	10
	United States ...	1	.....	1	.....	1 „	6	.....	6
		7	.....	7	60	67 pkgs.	35	738	773
Cutlery	Victoria	.....	.....	.....	10	10 pkgs.	.....	417	417
	Tasmania	.....	.....	.....	2	2 „	.....	99	99
	New Zealand ...	.....	.....	.....	8	8 „	.....	98	98
	South Sea Islands ...	.....	.....	.....	10	10 „	.....	177	177
	New Caledonia ...	.....	.....	.....	11	11 „	.....	253	253
	Fiji Islands ...	.....	.....	.....	1	1 „	.....	46	46
	Queensland ...	.....	.....	.....	52	52 „	.....	916	916
		.....	.....	.....	94	94 pkgs.	.....	2,006	2,006
Drugs and Medicines	Great Britain ...	.....	.....	.....	1	1 pkg.	.....	7	7
	Victoria	124	.....	124	66	190 pkgs.	377	537	914
	South Australia ...	.....	.....	.....	1	1 „	.....	1	1
	Tasmania	2	.....	2	15	17 „	6	101	107
	New Zealand ...	41	.....	41	54	95 „	82	413	495
	Queensland ...	76	.....	76	1,811	1,887 „	182	12,135	12,317
	South Sea Islands ...	12	.....	12	42	54 „	73	198	271
	New Caledonia ...	15	.....	15	92	107 „	49	592	641
	United States ...	.....	.....	.....	1	1 „	.....	5	5
	Fiji Islands... ...	.....	.....	.....	5	5 „	.....	29	29
		270	.....	270	2,088	2,358 pkgs.	769	14,018	14,787
Dynamite	Queensland ...	.....	.....	.....	240	240 lbs.	.....	26	26
	South Sea Islands ...	.....	.....	.....	154	154 „	.....	17	17
	New Caledonia ...	.....	.....	.....	174	174 „	.....	20	20
		.....	.....	.....	568	568 lbs.	.....	63	63
Drain Pipes	Tasmania	8,805	.....	8,805	.....	8,805 No.	632	.....	632
	New Zealand ...	4,173	.....	4,173	.....	4,173 „	347	.....	347
		12,978	.....	12,978	.....	12,978 No.	979	.....	979
Earthenware and China	Great Britain ...	.....	.....	.....	8	8 pkgs.	.....	160	160
	Victoria	.....	.....	.....	17	17 „	.....	185	185
	Tasmania	.....	.....	.....	7	7 „	.....	73	73
	New Zealand ...	31	.....	31	78	109 „	9	905	914
	Queensland ...	.....	.....	.....	1,023	1,023 „	.....	10,778	10,778
	South Sea Islands ...	.....	.....	.....	37	37 „	.....	320	320
	New Caledonia ...	.....	.....	.....	26	26 „	.....	252	252
	Fiji Islands ...	.....	.....	.....	7	7 „	.....	52	52
		31	.....	31	1,203	1,234 pkgs.	9	12,725	12,734
Eggs	Victoria	138	.....	138	.....	138 pkgs.	444	.....	444
	Queensland ...	65	.....	65	.....	65 „	202	.....	202
	South Sea Islands ...	1	.....	1	.....	1 „	4	.....	4
	New Caledonia ...	37	.....	37	.....	37 „	121	.....	121
		241	.....	241	.....	241 pkgs.	771	.....	771

EXPORTS SEAWARD—*continued.*

Articles.	Countries to which Exported.	Quantities.					Value in Sterling.		
		Produce and Manufactures of the Colony.			British, Foreign, and other Colonial Produce and Manufactures.	Total.	Produce and Manufactures of the Colony.	British, Foreign, and other Colonial Produce and Manufactures.	Total.
		In British Vessels.	In Foreign Vessels.	Total.					
							£	£	£
Felt	New Zealand ...	.....	.....	.....	3	3 pkgs.	.....	15	15
	Queensland ...	.....	.....	.....	12	12 „	.....	69	69
	South Sea Islands ...	.....	.....	.....	2	2 „	.....	10	10
	New Caledonia ...	.....	.....	.....	1	1 „	.....	4	4
		.....	.....	.....	18	18 pkgs.	.....	98	98
Fish (Salt, Dried, and Fresh)	Victoria	517	.....	517	22	539 pkgs.	571	60	631
	Tasmania	.....	.....	.....	21	21 „	.....	81	81
	New Zealand ...	.....	.....	.....	10	10 „	.....	50	50
	Queensland ...	37	.....	37	561	598 „	67	1,511	1,578
	South Sea Islands ...	1	.....	1	11	12 „	1	37	38
	New Caledonia ...	.....	.....	.....	179	179 „	.....	612	612
	Hong Kong ...	26	.....	26	7	33 „	33	99	132
	Mauritius	.....	.....	.....	194	194 „	.....	295	295
	Singapore	.....	.....	.....	268	268 „	.....	945	945
	China	.....	.....	.....	122	122 „	.....	163	163
	Fiji Islands... ...	.....	.....	.....	10	10 „	.....	40	40
		581	.....	581	1,405	1,986 pkgs.	672	3,893	4,565
Fireworks	Tasmania	.....	.....	.....	5	5 pkgs.	.....	42	42
	Queensland... ...	.....	.....	.....	89	89 „	.....	184	184
	South Sea Islands ..	.....	.....	.....	9	9 „	.....	17	17
	New Caledonia ...	.....	.....	.....	1	1 „	.....	3	3
		.....	.....	.....	104	104 pkgs.	.....	246	246
Fuze	Queensland ...	.....	.....	.....	74	74 pkgs.	.....	618	618
	South Sea Islands ...	.....	.....	.....	10	10 „	.....	8	8
	New Caledonia ...	.....	.....	.....	11	11 „	.....	79	79
		.....	.....	.....	95	95 pkgs.	.....	705	705
Floorcloth	Victoria	.....	.....	.....	1	1 pkg.	.....	8	8
	Queensland ...	.....	.....	.....	19	19 pkgs.	.....	130	130
	South Sea Islands ...	.....	.....	.....	1	1 „	.....	6	6
	New Caledonia ...	.....	.....	.....	8	8 „	.....	23	23
	Fiji Islands ...	.....	.....	.....	2	2 „	.....	12	12
		.....	.....	.....	31	31 pkgs.	.....	179	179
Flax (New Zealand) *Phormium tenax* ...	Great Britain ...	.....	.....	.....	5	5 pkgs.	.....	15	15
	Victoria	.....	.....	.....	9	9 „	.....	26	26
	South Australia ...	.....	.....	.....	10	10 „	.....	27	27
	Queensland... ...	.....	.....	.....	10	10 „	.....	22	22
		.....	.....	.....	34	34 pkgs.	.....	90	90
Fibre	Victoria	.....	.....	.....	2,098	2,098 pkgs.	.....	454	454
	Tasmania	.....	.....	.....	119	119 „	.....	23	23
	Queensland ...	.....	.....	.....	2,392	2,392 „	.....	759	759
	New Caledonia ...	.....	.....	.....	124	124 „	.....	27	27
		.....	.....	.....	4,733	4,733 pkgs.	.....	1,263	1,263
Flour...	Great Britain ...	.....	.....	.....	19,625	19,625 cwt.	.....	14,565	14,565
	New Zealand ...	.....	.....	.....	105	105 „	.....	75	75
	Queensland ...	6,960	.....	6,960	42,613	49,573 „	5,029	31,946	36,975
	South Sea Islands ...	1,177	428	1,605	417	2,022 „	1,196	323	1,519
	New Caledonia ...	3,959	.....	3,959	2,808	6,767 „	2,922	2,123	5,045
	Mauritius	4,100	18	4,118	400	4,518 „	2,871	280	3,151
	Ceylon	20	.....	20	.....	20 „	15	.....	15
	Manila	.....	1,400	1,400	.....	1,400 „	1,050	.....	1,050
	Java	.....	.....	.....	1,000	1,000 „	.....	700	700
	Fiji Islands ...	330	.....	330	55	385 „	247	40	287
		16,546	1,846	18,392	67,023	85,415 cwt.	13,330	50,052	63,382
Flour (Corn) ...	Victoria	875	.....	875	.....	875 pkgs.	775	.....	775
	South Australia ...	160	150	310	112	422 „	300	125	425
	Tasmania	11	.....	11	.....	11 „	16	.....	16
	New Zealand ...	130	.....	130	.....	130 „	216	.....	216
	Queensland ...	1,196	.....	1,196	332	1,528 „	1,115	402	1,517
	South Sea Islands ...	10	.....	10	15	25 „	13	21	34
	New Caledonia ...	9	.....	9	1	10 „	10	1	11
	Fiji Islands ...	3	.....	3	.....	3 „	5	.....	5
		2,394	150	2,544	460	3,004 pkgs.	2,450	549	2,999

EXPORTS SEAWARD—*continued.*

Articles.	Countries to which Exported.	Quantities.					Value in Sterling.		
		Produce and Manufactures of the Colonies.			British, Foreign, and other Colonial Produce and Manufactures.	Total.	Produce and Manufactures of the Colony.	British, Foreign, and other Colonial Produce and Manufactures.	Total.
		In British Vessels.	In Foreign Vessels.	Total.					
							£	£	£
Fruit ... Green ...	Great Britain ...	5	.....	5	.....	5 pkgs.	7	.....	7
	Victoria	110,887	.....	110,887	493	111,380 „	32,094	322	32,416
	South Australia ...	42	218	260	.....	260 „	106	.....	106
	Tasmania	2,523	.....	2,523	5	2,528 „	827	6	833
	New Zealand ...	14,706	.....	14,706	.....	14,706 „	4,622	.....	4,622
	Queensland ...	40,119	.....	40,119	1,480	41,599 „	14,799	702	15,501
	South Sea Islands ...	19	.....	19	.....	19 „	8	.....	8
	New Caledonia ...	355	.....	355	.....	355 „	162	.....	162
	United States ...	4,182	.....	4,182	.....	4,182 „	1,511	.....	1,511
	Petropaulovski ...	35	.....	35	.....	35 „	20	.....	20
	Singapore... ...	17	.....	17	.....	17 „	9	.....	9
	Java	15	.....	15	.....	15 „	5	.....	5
	Fiji Islands ...	2	.....	2	.....	2 „	1	.....	1
		172,907	218	173,125	1,978	175,103 pkgs.	54,171	1,030	55,201
Dried ...	Victoria	.....	.....	.....	469	469 cwt.	.....	785	785
	New Zealand ...	.....	.....	.....	335	335 „	.....	572	572
	Queensland ...	.....	.....	.....	3,711	3,711 „	.....	8,675	8,675
	South Sea Islands ...	.....	.....	.....	69	69 „	.....	167	167
	New Caledonia ...	.....	.....	.....	105	105 „	.....	295	295
	Fiji Islands ...	.....	.....	.....	36	36 „	.....	103	103
		.....	.....	.....	4,725	4,725 cwt.	.....	10,597	10,597
Furniture	Victoria	23	.....	23	52	75 pkgs.	144	312	456
	South Australia ...	.....	.....	.....	1	1 „	.....	3	3
	Tasmania	.....	.....	.....	6	6 „	.....	18	18
	New Zealand ...	63	.....	63	140	203 „	371	1,045	1,416
	Queensland ...	212	.....	212	1,640	1,852 „	1,516	8,262	9,778
	South Sea Islands ...	15	.....	15	81	96 „	77	678	755
	New Caledonia ...	101	.....	101	214	315 „	461	1,062	1,523
	Fiji Islands ...	1	.....	1	6	7 „	5	59	64
		415	.....	415	2,140	2,555 pkgs.	2,574	11,439	14,013
Fungus	Victoria	.....	.....	.....	23	23 pkgs.	.....	10	10
	Queensland ...	.....	.....	.....	2	2 „	.....	1	1
	Hong Kong ...	.....	.....	.....	1,935	1,935 „	.....	4,855	4,855
		.....	.....	.....	1,960	1,960 pkgs.	.....	4,866	4,866
Fireclay	Victoria	18	.....	18	.....	18 pkgs.	35	.....	35
	Queensland ...	3	.....	3	.....	3 „	15	.....	15
		21	.....	21	.....	21 pkgs.	50	.....	50
Glassware	Great Britain ...	.....	.....	.....	3	3 pkgs.	.....	30	30
	Victoria	.....	.....	.....	64	64 „	.....	322	322
	South Australia ...	.....	.....	.....	50	50 „	.....	88	88
	Tasmania	.....	.....	.....	2	2 „	.....	26	26
	New Zealand ...	.....	.....	.....	111	111 „	.....	895	895
	Queensland ...	.....	.....	.....	801	801 „	.....	6,005	6,005
	South Sea Islands ...	.....	.....	.....	21	21 „	.....	121	121
	New Caledonia ...	.....	.....	.....	71	71 „	.....	340	340
	Fiji Islands ...	.....	.....	.....	4	4 „	.....	21	21
		.....	.....	.....	1,127	1,127 pkgs.	.....	7,848	7,848
Glass (Broken) ...	Hong Kong ...	.....	.....	.....	215	215 pkgs.	.....	233	233
Glass ... Looking ...	Victoria	.....	.....	.....	1	1 pkg.	.....	10	10
	New Zealand ...	.....	.....	.....	9	9 pkgs.	.....	146	146
	Queensland ...	.....	.....	.....	10	10 „	.....	77	77
	South Sea Islands ...	.....	.....	.....	2	2 „	.....	24	24
	Fiji Islands ...	.....	.....	.....	1	1 „	.....	4	4
		.....	.....	.....	23	23 pkgs.	.....	261	261
Window and Plate	Queensland ...	.....	.....	.....	141	141 pkgs.	.....	580	580
	South Sea Islands ...	.....	.....	.....	5	5 „	.....	12	12
	New Caledonia ...	.....	.....	.....	170	170 „	.....	204	204
	Fiji Islands ...	.....	.....	.....	2	2 „	.....	6	6
		.....	.....	.....	318	318 pkgs.	.....	802	802
Glue	Great Britain ...	385	.....	385	.....	385 pkgs.	2,015	.....	2,015
	Victoria	52	.....	52	4	56 „	122	12	134
	South Australia ...	14	.....	14	.....	14 „	28	.....	28
	Tasmania	33	.....	33	.....	33 „	70	.....	70
	Queensland ...	16	.....	16	4	20 „	67	14	81
	New Caledonia ...	3	.....	3	.....	3 „	19	.....	19
		503	.....	503	8	511 pkgs.	2,321	26	2,347

EXPORTS SEAWARD—*continued.*

Articles.		Countries to which Exported.	Quantities.					Value in Sterling.		
			Produce and Manufactures of the Colony.			British, Foreign, and other Colonial Produce and Manufactures.	Total.	Produce and Manufactures of the Colony.	British, Foreign, and other Colonial Produce and Manufactures.	Total.
			In British Vessels.	In Foreign Vessels.	Total.					
			ozs. dwts.		ozs. dwts.	ozs. dwts.	ozs. dwts.	£	£	£
Gold	Bars	Great Britain	34,324 1	.....	34,324 1	10,738 15½	45,062 16½	131,679	40,375	172,054
		Victoria	.....	.....	.....	5,834 4¼	5,834 4¼	.....	21,990	21,990
		Calcutta	2,750 19½	.....	2,750 19½	.....	2,750 19½	11,217	.....	11,217
		United States	.....	.....	.....	428 12	428 12	.....	1,680	1,680
			37,075 0¼	.....	37,075 0¼	17,001 11¾	54,076 12	142,896	64,045	206,941
			ozs. dwts.		ozs. dwts.	ozs. dwts.	ozs. dwts.			
	Dust	Great Britain	13 15	.....	13 15	.....	13 15	50	.....	50
		Victoria	10 10	.....	10 10	.....	10 10	40	.....	40
		Hong Kong	2,881 5	.....	2,881 5	859 0	3,740 5	10,461	3,200	13,661
		United States	390 11	.....	390 11	.....	390 11	1,502	.....	1,502
			3,296 1	.....	3,296 1	859 0	4,155 1	12,053	3,200	15,253
	Barley	Victoria	4,329	.....	4,329	.....	4,329 bushels	995	.....	995
		New Zealand	72	.....	72	1,400	1,472 „	18	300	318
		Queensland	228	.....	228	.....	228 „	54	.....	54
		New Caledonia	90	.....	90	.....	90 „	20	.....	20
			4,719	.....	4,719	1,400	6,119 bushels	1,087	300	1,387
	Beans & Pease	Victoria	.....	.....	.....	10	10 bushels	.....	7	7
		Tasmania	.....	.....	.....	15	15 „	.....	10	10
		Queensland	102	.....	102	133	235 „	47	86	133
		South Sea Islands	3	.....	3	17	20 „	1	12	13
		New Caledonia	.....	.....	.....	75	75 „	.....	48	48
			105	.....	105	250	355 bushels	48	163	211
	Maize	Victoria	796,109	.....	796,109	.....	796,109 bushels	163,767	.....	163,767
		South Australia	5,832	700	6,532	.....	6,532 „	1,295	.....	1,295
		Tasmania	1,710	.....	1,710	.....	1,710 „	364	.....	364
		New Zealand	88,464	.....	88,464	.....	88,464 „	18,312	.....	18,312
		Queensland	117,812	167	117,979	.....	117,979 „	24,608	.....	24,608
		South Sea Islands	11	38	49	.....	49 „	12	.....	12
		New Caledonia	14,302	.....	14,302	.....	14,302 „	3,227	.....	3,227
		Java	.....	30	30	.....	30 „	6	.....	6
		Fiji Islands	7	.....	7	.....	7 „	2	.....	2
			1,024,247	935	1,025,182	.....	1,025,182 bushels	211,593	.....	211,593
Grain	Oats	Victoria	11,945	.....	11,945	46,867	58,812 bushels	2,344	9,330	11,674
		South Australia	560	.....	560	.....	560 „	98	.....	98
		Queensland	10,699	7	10,706	772	11,478 „	2,040	137	2,177
		New Caledonia	285	.....	285	43	328 „	60	11	71
		Singapore	235	.....	235	.....	235 „	45	.....	45
		Java	.....	.....	.....	341	341 „	.....	68	68
		China	58	.....	58	.....	58 „	14	.....	14
			23,782	7	23,789	48,023	71,812 bushels	4,601	9,546	14,147
	Rice	Victoria	.....	.....	.....	8,686	8,686 cwt.	.....	7,109	7,109
		Queensland	.....	.....	.....	12,380	12,380 „	.....	12,371	12,371
		South Sea Islands	.....	.....	.....	684	684 „	.....	636	636
		New Caledonia	.....	.....	.....	5,795	5,795 „	.....	3,764	3,764
		Fiji	.....	.....	.....	210	210 „	.....	201	201
			.....	.....	.....	27,755	27,755 cwt.	.....	24,081	24,081
	Wheat	Great Britain	.....	.....	.....	26,373	26,373 bushels	.....	6,910	6,910
		Victoria	328	.....	328	428	756 „	99	112	211
		Queensland	4	.....	4	13	17 „	1	4	5
		United States	355	.....	355	400	755 „	170	150	320
			687	.....	687	27,214	27,901 bushels	270	7,176	7,446
	Sharps	Queensland	1,170	.....	1,170	170	1,340 cwt.	577	88	665
		Mauritius	.....	80	80	.....	80 „	37	.....	37
		Java	10	.....	10	.....	10 „	5	.....	5
			1,180	80	1,260	170	1,430 cwt.	619	88	707
	Pollard	Queensland	2,138	.....	2,138	.....	2,138 bushels	157	.....	157
		New Caledonia	180	.....	180	.....	180 „	12	.....	12
			2,318	.....	2,318	.....	2,318 bushels	169	.....	169
	Chaff	Queensland	1,047	.....	1,047	.....	1,047 cwt.	277	.....	277

EXPORTS SEAWARD—*continued.*

Articles.	Countries to which Exported.	Quantities.					Value in Sterling.		
		Produce and Manufactures of the Colony.			British, Foreign, and other Colonial Produce and Manufactures.	Total.	Produce and Manufactures of the Colony.	British, Foreign, and other Colonial Produce and Manufactures.	Total.
		In British Vessels.	In Foreign Vessels.	Total.					
							£	£	£
Grindery	Victoria	3	.....	3	.....	3 pkgs.	39	.....	39
	New Zealand ...	3	.....	3	5	8 „	103	70	173
	Queensland ...	62	.....	62	61	123 „	1,017	474	1,491
	South Sea Islands ...	.....	.....	.....	1	1 „	.....	5	5
	New Caledonia ...	1	.....	1	3	4 „	7	33	40
		69	.....	69	70	139 pkgs.	1,166	582	1,748
Guano	Tasmania	.....	.....	.....	7,400	7,400 cwt.	.....	2,220	2,220
	New Zealand ...	.....	.....	.....	780	780 „	.....	517	517
	Queensland ...	.....	.....	.....	635	635 „	.....	449	449
	Mauritius	.....	.....	.....	8,001	8,001 „	.....	4,401	4,401
		.....	.....	.....	16,816	16,816 cwt.	.....	7,587	7,587
Gum	Great Britain ...	.....	.....	.....	1,487	1,487 cwt.	.....	1,344	1,344
	Victoria	25	.....	25	.....	25 „	30	.....	30
	Hong Kong ...	1	.....	1	.....	1 „	1	.....	1
		26	.....	26	1,487	1,513 cwt.	31	1,344	1,375
Gold-tailings... ...	Great Britain ...	546	.....	546	.....	546 pkgs.	2,005	.....	2,005
	Victoria	16	.....	16	.....	16 „	40	.....	40
		562	.....	562	.....	562 pkgs.	2,045	.....	2,045
Gold (Quartz) ...	Great Britain ...	16	.....	16	.....	16 pkgs.	2,700	.....	2,700
Haberdashery ...	Tasmania	.....	.....	.....	1	1 pkg.	.....	7	7
	New Zealand ...	.....	.....	.....	31	31 pkgs.	.....	2,210	2,210
	Queensland ...	.....	.....	.....	41	41 „	.....	1,395	1,395
	New Caledonia ...	.....	.....	.....	6	6 „	.....	412	412
		.....	.....	.....	79	79 pkgs.	.....	4,024	4,024
Hosiery and Gloves...	Victoria	.....	.....	.....	2	2 pkgs.	.....	100	100
	New Zealand ...	.....	.....	.....	3	3 „	.....	634	634
	Queensland ...	.....	.....	.....	20	20 „	.....	1,195	1,195
		.....	.....	.....	25	25 pkgs.	.....	1,929	1,929
Houses (Wooden) ...	Queensland ...	3	.....	3	.....	3 No.	230	.....	230
	South Sea Islands ...	2	.....	2	.....	2 „	80	.....	80
	New Caledonia ...	9	.....	9	.....	9 „	980	.....	980
		14	.....	14	.....	14 No.	1,290	.....	1,290
Hardware	Great Britain ...	.....	.....	.....	16	16 pkgs.	.....	157	157
	Victoria	2	.....	2	157	159 „	7	1,455	1,462
	South Australia ...	10	.....	10	5	15 „	60	19	79
	Tasmania	.....	.....	.....	16	16 „	.....	85	85
	New Zealand ...	19	.....	19	158	177 „	51	1,193	2,044
	Queensland ...	553	.....	553	10,405	10,958 „	1,420	45,554	46,974
	South Sea Islands ...	107	6	113	1,596	1,709 „	166	4,834	5,000
	New Caledonia ...	57	.....	57	1,407	1,464 „	142	5,459	5,601
	Hong Kong ...	.....	.....	.....	4	4 „	.....	15	15
	Honolulu	.....	.....	.....	2	2 „	.....	22	22
	Singapore	.....	.....	.....	2	2 „	.....	9	9
	Fiji Islands ...	.....	.....	.....	719	719 „	.....	1,401	1,401
		748	6	754	14,487	15,241 pkgs.	1,846	61,003	62,849
Hats and Caps ...	Great Britain ...	.....	.....	.....	22	22 pkgs.	.....	312	312
	Victoria	.....	.....	.....	11	11 „	.....	199	199
	New Zealand ...	.....	.....	.....	1	1 „	.....	4	4
	Queensland ...	3	.....	3	56	59 „	31	932	963
	South Sea Islands ...	.....	.....	.....	3	3 „	.....	58	58
	New Caledonia ...	7	.....	7	20	27 „	11	400	411
	Fiji Islands ...	.....	.....	.....	1	1 „	.....	2	2
		10	.....	10	114	124 pkgs.	42	1,907	1,949
Hay	Victoria	250	.....	250	.....	250 cwt.	51	.....	51
	Tasmania	20	.....	20	.....	20 „	2	.....	2
	New Zealand ...	1,985	.....	1,985	.....	1,985 „	475	.....	475
	New Caledonia ...	2,890	140	3,030	.....	3,030 „	704	.....	704
	Hong Kong ...	20	.....	20	.....	20 „	5	.....	5
	Mauritius	40	.....	40	.....	40 „	10	.....	10
	Singapore	856	.....	856	.....	856 „	194	.....	194
	China	20	.....	20	.....	20 „	5	.....	5
	Java	.....	100	100	.....	100 „	20	.....	20
	Queensland ...	6,407	360	6,767	.....	6,767 „	1,556	.....	1,556
		12,488	600	13,088	.....	13,088 cwt.	3,022	.....	3,022

EXPORTS SEAWARD—*continued.*

Articles.	Countries to which Exported.	Quantities.					Value in Sterling.		
		Produce and Manufactures of the Colony.			British, Foreign, and other Colonial Produce and Manufactures.	Total.	Produce and Manufactures of the Colony.	British, Foreign, and other Colonial Produce and Manufactures.	Total.
		In British Vessels.	In Foreign Vessels.	Total.					
							£	£	£
Hide-cuttings ...	Great Britain ...	268	.....	268	.....	268 pkgs.	661	.....	661
Honey	Great Britain ...	1,476	.....	1,476	.....	1,476 lbs.	24	.....	24
	Queensland ...	3,008	.....	3,008	.....	3,008 „	87	.....	87
	South Sea Islands ...	100	.....	100	.....	100 „	2	.....	2
		4,584	.....	4,584	.....	4,584 lbs.	113	.....	113
Hoofs and Bones ...	Great Britain ...	8,326	.....	8,326	.....	8,326 cwt.	4,092	.....	4,092
	New Zealand ...	200	.....	200	.....	200 „	40	.....	40
	Queensland ...	2,300	.....	2,300	.....	2,300 „	600	.....	600
		10,826	.....	10,826	.....	10,826 cwt.	4,732	.....	4,732
Hops	Victoria	.....	.....	.....	7,787	7,787 lbs.	.....	475	475
	Tasmania	.....	.....	.....	5,771	5,771 „	.....	288	288
	New Zealand ...	.....	.....	.....	1,842	1,842 „ *	.....	35	35
	Queensland ...	.....	.....	.....	4,635	4,635 „	.....	230	230
	South Sea Islands...	.....	.....	.....	164	164 „	.....	8	8
	New Caledonia ...	.....	.....	.....	196	196 „	.....	10	10
		.....	.....	.....	20,395	20,395 lbs.	.....	1,046	1,046
Horns	Great Britain ...	276,826	.....	276,826	.....	276,826 No.	3,744	.....	3,744
Hair (Horse and Cow)	Great Britain ...	77,287	.....	77,287	.....	77,287 lbs.	6,611	.....	6,611
	Victoria	17,782	.....	17,782	300	18,082 „	917	20	937
	New Zealand ...	452	.....	452	.....	452 „	22	.....	22
	Queensland ...	691	.....	691	480	1,171 „	34	26	60
	New Caledonia ...	100	.....	100	.....	100 „	5	.....	5
		96,312	.....	96,312	780	97,092 lbs.	7,589	46	7,635
Hemp	Victoria	.....	.....	.....	64	64 pkgs.	.....	384	384
	New Zealand ...	.....	.....	.....	88	88 „	.....	420	420
		.....	.....	.....	152	152 pkgs.	.....	804	804
Ice	Queensland ...	15	.....	15	.....	15 pkgs.	61	.....	61
	Honolulu	1	.....	1	.....	1 „	4	.....	4
		16	.....	16	.....	16 pkgs.	65	.....	65
India-rubber Goods...	Victoria	.....	.....	.....	1	1 pkg.	.....	20	20
	Queensland ...	.....	.....	.....	22	22 pkgs.	.....	832	832
		.....	.....	.....	23	23 pkgs.	.....	852	852
Instruments — Musical ...	Victoria	.....	.....	.....	13	13 pkgs.	.....	451	451
	Tasmania	.....	.....	.....	2	2 „	.....	81	81
	New Zealand ...	.....	.....	.....	25	25 „	.....	702	702
	Queensland ...	.....	.....	.....	110	110 „	.....	3,262	3,262
	South Sea Islands ...	.....	.....	.....	9	9 „	.....	256	256
	New Caledonia ...	.....	.....	.....	5	5 „	.....	134	134
		.....	.....	.....	164	164 pkgs.	.....	4,886	4,886
Instruments — Scientific ...	Victoria	.....	.....	.....	2	2 pkgs.	.....	46	46
	New Zealand ...	.....	.....	.....	4	4 „	.....	88	88
	Queensland ...	.....	.....	.....	27	27 „	.....	618	618
	New Caledonia ...	.....	.....	.....	2	2 „	.....	65	65
	Fiji Islands... ...	.....	.....	.....	1	1 „	.....	26	26
		.....	.....	.....	36	36 pkgs.	.....	843	843
Iron ... Galvanized	Victoria	.....	.....	.....	1	1 pkg.	.....	4	4
	South Australia ...	.....	.....	.....	4	4 pkgs.	.....	59	59
	New Zealand ...	.....	.....	.....	10	10 „	.....	155	155
	Queensland ...	.....	.....	.....	368	368 „	.....	6,243	6,243
	South Sea Islands ...	.....	.....	.....	26	26 „	.....	325	325
	New Caledonia ...	.....	.....	.....	182	182 „	.....	2,983	2,983
	Fiji Islands ...	.....	.....	.....	16	16 „	.....	263	263
		.....	.....	.....	607	607 pkgs.	.....	10,032	10,032

* Very inferior.

EXPORTS SEAWARD—*continued.*

Articles.	Countries to which Exported.	Quantities.					Value in Sterling.		
		Produce and Manufactures of the Colony.			British, Foreign, and other Colonial Produce and Manufactures.	Total.	Produce and Manufactures of the Colony.	British, Foreign, and other Colonial Produce and Manufactures.	Total.
		In British Vessels.	In Foreign Vessels.	Total.					
							£	£	£
Iron—*continued* — And Steel ..	Victoria	.....	.....	.....	10,831	10,831 cwt.	.....	5,231	5,231
	Tasmania	.....	.....	.....	5	5 „	.....	5	5
	New Zealand ...	.....	.....	.....	1,446	1,446 „	.....	884	884
	Queensland ...	860	.....	860	11,993	12,853 „	474	11,838	12,312
	South Sea Islands...	.....	.....	.....	126	126 „	.....	142	142
	New Caledonia ...	12	.....	12	1,623	1,635 „	11	1,715	1,726
	Fiji Islands ...	.....	.....	.....	22	22 „	.....	27	27
Iron—*continued* — Old Iron ...	Victoria	.....	.....	.....	987	987 „	.....	204	204
	Hong Kong ...	.....	.....	.....	1,935	1,935 „	.....	609	609
		872	.....	872	28,968	29,840 cwt.	485	20,655	21,140
Iron—*continued* — Rails ...	Victoria	.....	.....	.....	92	92 No.	.....	230	230
	Tasmania	.....	.....	.....	8,026	8,026 „	.....	20,980	20,980
	New Zealand ...	.....	.....	.....	29	29 „	.....	72	72
	Queensland ...	.....	.....	.....	41	41 „	.....	82	82
		.....	.....	.....	8,188	8,188 No.	.....	21,364	21,364
Ivory (Polish) ...	Victoria	87	.....	87	.....	87 pkgs.	76	.....	76
Jewellery	Great Britain ...	.....	.....	.....	4	4 pkgs.	.....	130	130
	Victoria	.....	.....	.....	2	2 „	.....	450	450
	South Australia ...	.....	.....	.....	2	2 „	.....	1,500	1,500
	New Zealand ...	.....	.....	.....	1	1 „	.....	260	260
	Queensland ...	.....	.....	.....	39	39 „	.....	2,840	2,840
	South Sea Islands...	.....	.....	.....	1	1 „	.....	15	15
	New Caledonia ...	.....	.....	.....	5	5 „	.....	450	450
	Point de Galle ...	.....	.....	.....	2	2 „	.....	95	95
		.....	.....	.....	56	56 pkgs.	.....	5,740	5,740
Lard	Great Britain ...	32	.....	32	.....	32 cwt.	110	.....	110
	Queensland ...	7½	.....	7½	.....	7½ „	19	.....	19
	South Sea Islands...	1½	.....	1½	.....	1½ „	5	.....	5
	New Caledonia ...	313	.....	313	.....	313 „	862	.....	862
	Mauritius	78	.....	78	.....	78 „	244	.....	244
		432	.....	432	.....	432 cwt.	1,240	.....	1,240
Lampware	Victoria	.....	.....	.....	6	6 pkgs.	.....	66	66
	New Zealand ...	.....	.....	.....	23	23 „	.....	226	226
	Queensland ...	.....	.....	.....	158	158 „	.....	1,047	1,047
	South Sea Islands...	.....	.....	.....	4	4 „	.....	14	14
	New Caledonia ...	.....	.....	.....	11	11 „	.....	63	63
		.....	.....	.....	202	202 pkgs.	.....	1,416	1,416
Lamps	Victoria	.....	.....	.....	1	1 pkg.	.....	9	9
	New Zealand ...	.....	.....	.....	1	1 „	.....	12	12
	Queensland ...	.....	.....	.....	8	8 pkgs.	.....	67	67
	South Sea Islands ...	.....	.....	.....	7	7 „	.....	47	47
	New Caledonia ...	.....	.....	.....	3	3 „	.....	36	36
	Fiji Islands ...	.....	.....	.....	1	1 „	.....	4	4
		.....	.....	.....	21	21 pkgs.	.....	175	175
Lead	Victoria	.....	.....	.....	1	1 cwt.	.....	2	2
	Queensland ...	.....	.....	.....	357	357 „	.....	524	524
	South Sea Islands...	.....	.....	.....	31	31 „	.....	45	45
	New Caledonia ...	.....	.....	.....	91	91 „	.....	140	140
	Hong Kong ...	.....	.....	.....	1,632	1,632 „	.....	1,677	1,677
	Fiji Islands ...	.....	.....	.....	5	5 „	.....	5	5
		.....	.....	.....	2,117	2,117 cwt.	.....	2,393	2,393
Leather — Unmanufactured..	Great Britain ...	3,078	.....	3,078	.....	3,078 pkgs.	81,684	.....	81,684
	Victoria	124	.....	124	5	129 „	2,292	82	2,374
	South Australia ...	1	.....	1	.....	1 „	25	.....	25
	Tasmania	5	.....	5	.....	5 „	188	.....	188
	New Zealand ...	62	.....	62	.....	62 „	1,226	.....	1,226
	Queensland ...	531	.....	531	36	567 „	8,100	839	8,939
	South Sea Islands ...	6	1	7	.....	7 „	57	.....	57
	New Caledonia ...	52	.....	52	2	54 „	752	22	774
	United States ...	.....	.....	.....	1	1 „	.....	24	24
	Mauritius	16	6	22	.....	22 „	470	.....	470
	Honolulu	1	.....	1	.....	1 „	15	.....	15
	China	5	.....	5	.....	5 „	120	.....	120
	Java	1	.....	1	.....	1 „	1	.....	1
	Fiji Islands... ...	1	.....	1	.....	1 „	8	.....	8
		3,883	7	3,890	44	3,934 pkgs.	94,938	967	95,905

EXPORTS SEAWARD—*continued.*

Articles.	Countries to which Exported.	Quantities.					Value in Sterling.		
		Produce and Manufactures of the Colony.			British, Foreign, and other Colonial Produce and Manufactures.	Total.	Produce and Manufactures of the Colony.	British, Foreign, and other Colonial Produce and Manufactures.	Total.
		In British Vessels.	In Foreign Vessels.	Total.					
							£	£	£
Leather—*continued.*									
Boots and Shoes..	Great Britain ...	.....	.....	.....	8	8 pkgs.	.....	180	180
	Victoria	82	.....	82	199	281 „	2,286	2,362	4,648
	South Australia ...	5	.....	5	.....	5 „	90	.....	90
	Tasmania	11	.....	11	1	12 „	350	7	357
	New Zealand ...	38	.....	38	24	62 „	1,229	398	1,627
	Queensland... ...	1,427	.....	1,427	1,310	2,737 „	41,567	19,618	61,185
	South Sea Islands ...	41	7	48	32	80 „	1,156	628	1,784
	New Caledonia ...	41	.....	41	46	87 „	684	717	1,401
	Japan	6	.....	6	.....	6 „	110	.....	110
	Fiji Islands... ...	7	.....	7	12	19 „	149	207	356
		1,658	7	1,665	1,632	3,297 pkgs.	47,621	24,117	71,738
Saddlery ...	Victoria	64	.....	64	35	99 pkgs.	1,537	641	2,178
	South Australia ...	.....	.....	.....	4	4 „	.....	32	32
	New Zealand ...	28	.....	28	50	78 „	528	1,425	1,953
	Queensland... ...	445	.....	445	189	634 „	9,329	3,278	12,607
	South Sea Islands ...	4	24	28	6	34 „	187	79	266
	New Caledonia ...	39	.....	39	11	50 „	546	175	721
	Hong Kong ...	1	.....	1	.....	1 „	16	.....	16
	United States ...	1	.....	1	.....	1 „	15	.....	15
	Honolulu	4	.....	4	1	5 „	95	59	154
	Singapore	2	.....	2	.....	2 „	10	.....	10
		588	24	612	296	908 pkgs.	12,263	5,689	17,952
Lime	South Sea Islands ...	25	.....	25	.....	25 pkgs.	4	.....	4
Lime-juice	Victoria	.....	.....	.....	1,315	1,315 gallons	.....	204	204
	Tasmania	.....	.....	.....	100	100 „	.....	10	10
	New Zealand ...	.....	.....	.....	60	60 „	.....	9	9
	Queensland... ...	.....	.....	.....	2,472	2,472 „	.....	425	425
		.....	.....	.....	3,947	3,947 gallons	.....	648	648
Linen and Drapery ...	Great Britain ...	.....	.....	.....	4	4 pkgs.	.....	126	126
	Victoria	.....	.....	.....	218	218 „	.....	5,990	5,990
	Tasmania	.....	.....	.....	29	29 „	.....	497	497
	New Zealand ...	.....	.....	.....	120	120 „	.....	7,488	7,488
	Queensland... ...	.....	.....	.....	3,642	3,642 „	.....	109,937	109,937
	South Sea Islands ...	.....	.....	.....	596	596 „	.....	15,990	15,990
	New Caledonia ...	.....	.....	.....	801	801 „	.....	23,540	23,540
	United States ...	.....	.....	.....	3	3 „	.....	50	50
	Honolulu	.....	.....	.....	17	17 „	.....	671	671
	Fiji Islands... ...	.....	.....	.....	94	94 „	.....	2,829	2,829
		.....	.....	.....	5,524	5,524 pkgs.	.....	167,118	167,118
Live Stock.									
Horses	Victoria	110	.....	110	.....	110 No.	8,361	.....	8,361
	Tasmania	4	.....	4	.....	4 „	210	.....	210
	New Zealand ...	181	.....	181	.....	181 „	3,460	.....	3,460
	Queensland... ...	1,737	22	1,759	10	1,769 „	32,908	538	33,446
	South Sea Islands ...	7	2	9	.....	9 „	200	.....	200
	New Caledonia ...	177	1	178	.....	178 „	3,713	.....	3,713
	Singapore	48	.....	48	.....	48 „	755	.....	755
	Japan	2	.....	2	.....	2 „	50	.....	50
	China	2	.....	2	.....	2 „	32	.....	32
	Java...	2	2	4	.....	4 „	80	.....	80
	Fiji Islands... ...	1	.....	1	.....	1 „	39	.....	39
		2,271	27	2,298	10	2,308 No.	49,808	538	50,346
Horned Cattle ...	Victoria	15	.....	15	.....	15 No.	637	.....	637
	Tasmania	585	.....	585	.....	585 „	4,830	.....	4,830
	New Zealand ...	3	.....	3	.....	3 „	120	.....	120
	Queensland... ...	226	.....	226	22	248 „	12,563	1,390	13,953
	South Sea Islands ...	7	25	32	.....	32 „	216	.....	216
	New Caledonia ...	1,511	97	1,608	.....	1,608 „	15,020	.....	15,020
	Hong Kong... ...	3	.....	3	.....	3 „	30	.....	30
	Singapore	9	.....	9	.....	9 „	49	.....	49
	Java...	2	.....	2	.....	2 „	16	.....	16
	China	8	.....	8	.....	8 „	99	.....	99
		2,369	122	2,491	22	2,513 No.	33,580	1,390	34,970
Sheep	Victoria	115	.....	115	.....	115 No.	200	.....	200
	South Australia ...	300	.....	300	.....	300 „	235	.....	235
	Tasmania	3,230	.....	3,230	.....	3,230 „	1,720	.....	1,720
	Queensland... ...	614	.....	614	67	681 „	870	525	1,395
	South Sea Islands ...	570	40	610	.....	610 „	358	.....	358
	New Caledonia ...	1,837	30	1,867	.....	1,867 „	1,315	.....	1,315
	Mauritius	.....	25	25	.....	25 „	20	.....	20
	Singapore	50	.....	50	.....	50 „	25	.....	25
	Fiji Islands... ...	200	.....	200	.....	200 „	135	.....	135
		6,916	95	7,011	67	7,078 No.	4,878	525	5,403

EXPORTS SEAWARD—*continued.*

Articles.	Countries to which Exported.	Quantities.					Value in Sterling.		
		Produce and Manufactures of the Colony.			British, Foreign, and other Colonial Produce and Manufactures.	Total.	Produce and Manufactures of the Colony.	British, Foreign, and other Colonial Produce and Manufactures.	Total.
		In British Vessels.	In Foreign Vessels.	Total.					
							£	£	£
Live Stock—*contd.* Rams	New Zealand	6	.....	6	.....	6 No.	70	.....	70
	Queensland	62	.....	62	.....	62 „	1,046	.....	1,046
		68	.....	68	.....	68 No.	1,116	.....	1,116
Calves	Queensland	8	.....	8	.....	8 No.	14	.....	14
	Hong Kong	1	.....	1	.....	1 „	2	.....	2
		9	.....	9	.....	9 No.	16	.....	16
Goats*	New Zealand	80	.....	80	.....	80 No.	250	.....	250
Mules	Queensland	9	.....	9	.....	9 No.	170	.....	170
Pigs	Victoria	3,845	.....	3,845	.....	3,845 No.	6,564	.....	6,564
	South Australia	34	.....	34	.....	34 „	17	.....	17
	New Zealand	42	.....	42	.....	42 „	19	.....	19
	Queensland	78	.....	78	.....	78 „	62	.....	62
	New Caledonia	33	.....	33	.....	33 „	33	.....	33
		4,032	.....	4,032	.....	4,032 No.	6,695	.....	6,695
Dogs	Victoria	1	.....	1	2	3 No.	4	12	16
	Queensland	4	.....	4	4	8 „	50	21	71
	New Caledonia	1	.....	1	.....	1 „	2	.....	2
	United States	1	.....	1	.....	1 „	3	.....	3
		7	.....	7	6	13 No.	59	33	92
Poultry	Great Britain	1	.....	1	.....	1 coop	2	.....	2
	South Australia	2	.....	2	.....	2 coops	8	.....	8
	Queensland	64	.....	64	.....	64 „	181	.....	181
	South Sea Islands	.....	1	1	.....	1 „	2	.....	2
	New Caledonia	31	.....	31	.....	31 „	103	.....	103
		98	1	99	.....	99 coops	296	.....	296
Birds	Victoria	2	.....	2	2	4 pkgs.	8	12	20
	South Australia	3	.....	3	.....	3 „	3	.....	3
	New Zealand	250	.....	250	.....	250 No.	50	.....	50
	Queensland	5	.....	5	.....	5 pkgs.	24	.....	24
	New Caledonia	2	.....	2	.....	2 „	8	.....	8
	United States	3	.....	3	.....	3 „	20	.....	20
		15 pkgs.	.....	15 pkgs.	2	17 pkgs.	113	12	125
		250 No.	.....	250 No.	.....	250 No.	.....	.....	.....
Litho-fracteur	Victoria	.....	.....	.....	3,795	3,795 lbs.	.....	570	570
	Queensland	.....	.....	.....	3,090	3,090 „	.....	473	473
		.....	.....	.....	6,885	6,885 lbs.	.....	1,043	1,043
Macaroni, Tapioca, and Vermicelli	New Zealand	.....	.....	.....	5	5 pkgs.	.....	9	9
	Queensland	.....	.....	.....	27	27 „	.....	87	87
	South Sea Islands	.....	.....	.....	2	2 „	.....	12	12
	New Caledonia	.....	.....	.....	38	38 „	.....	216	216
	Honolulu	.....	.....	.....	29	29 „	.....	81	81
		.....	.....	.....	101	101 pkgs.	.....	405	405
Machinery	Great Britain	1	.....	1	.....	1 pkg.	50	.....	50
	Victoria	77	.....	77	94	171 pkgs.	251	740	991
	South Australia	.....	.....	.....	1	1 „	.....	30	30
	New Zealand	45	.....	45	22	67 „	565	858	1,423
	Queensland	933	.....	933	1,574	2,507 „	2,633	12,573	15,206
	South Sea Islands	816	.....	816	25	841 „	6,276	995	7,271
	New Caledonia	123	.....	123	22	145 „	1,062	492	1,554
	Fiji Islands	.....	.....	.....	169	169 „	.....	400	400
		1,995	.....	1,995	1,907	3,902 pkgs.	10,837	16,088	26,925
Machines—Weighing	New Zealand	.....	.....	.....	6	6 pkgs.	.....	100	100
	Queensland	.....	.....	.....	72	72 „	.....	476	476
	South Sea Islands	.....	.....	.....	2	2 „	.....	13	13
	Fiji Islands	.....	.....	.....	1	1 „	.....	5	5
		.....	.....	.....	81	81 pkgs.	.....	594	594
Machines—Sewing	Great Britain	.....	.....	.....	12	12 pkgs.	.....	220	220
	Victoria	.....	.....	.....	70	70 „	.....	621	621
	Tasmania	.....	.....	.....	1	1 „	.....	8	8
	New Zealand	.....	.....	.....	34	34 „	.....	429	429
	Queensland	.....	.....	.....	448	448 „	.....	3,741	3,741
	South Sea Islands	.....	.....	.....	8	8 „	.....	82	82
	New Caledonia	.....	.....	.....	9	9 „	.....	97	97
		.....	.....	.....	582	582 pkgs.	.....	5,198	5,198

* Angora.

EXPORTS SEAWARD—*continued.*

Articles.	Countries to which Exported.	Quantities.					Value in Sterling.		
		Produce and Manufactures of the Colony.			British, Foreign, and other Colonial Produce and Manufactures.	Total.	Produce and Manufactures of the Colony.	British, Foreign, and other Colonial Produce and Manufactures.	Total.
		In British Vessels.	In Foreign Vessels.	Total.					
							£	£	£
Malt	Victoria	.....	.....	.....	273	273 bushels	.....	105	105
	Queensland ...	.....	.....	.....	367	367 „	.....	142	142
	New Caledonia ...	.....	.....	.....	113	113 „	.....	42	42
		.....	.....	.....	753	753 bushels	.....	289	289
Matches	Victoria	.....	.....	.....	39	39 pkgs.	.....	258	258
	New Zealand ...	.....	.....	.....	176	176 „	.....	867	867
	Queensland ...	.....	.....	.....	620	620 „	.....	3,348	3,348
	South Sea Islands...	.....	.....	.....	23	23 „	.....	147	147
	New Caledonia ...	.....	.....	.....	101	101 „	.....	777	777
	Fiji Islands ...	.....	.....	.....	9	9 „	.....	40	40
		.....	.....	.....	968	968 pkgs.	.....	5,437	5,437
Marble	Queensland ...	.....	.....	.....	1	1 pkg.	.....	5	5
Mats and Matting ...	Victoria	3	.....	3	4	7 pkgs.	18	10	28
	Tasmania	.....	.....	.....	1	1 „	.....	3	3
	New Zealand ...	.....	.....	.....	604	604 „	.....	735	735
	Queensland ...	2	.....	2	1,359	1,361 „	16	2,059	2,075
	South Sea Islands...	.....	.....	.....	14	14 „	.....	27	27
	New Caledonia ...	.....	.....	.....	46	46 „	.....	107	107
	Honolulu	.....	.....	.....	47	47 „	.....	136	136
	Fiji Islands ...	.....	.....	.....	1	1 „	.....	2	2
		5	.....	5	2,076	2,081 pkgs.	34	3,079	3,113
Metal... Old ...	Hong Kong ...	.....	.....	.....	2,214	2,214 cwt.	.....	6,409	6,409
Metal... Muntz ...	New Zealand ...	.....	.....	.....	3	3 pkgs.	.....	24	24
	Queensland ...	.....	.....	.....	50	50 „	.....	835	835
	South Sea Islands...	.....	.....	.....	7	7 „	.....	161	161
	New Caledonia ...	.....	.....	.....	24	24 „	.....	198	198
		.....	.....	.....	84	84 pkgs.	.....	1,218	1,218
Metal... Nails (Muntz)...	Queensland ...	.....	.....	.....	19	19 pkgs.	.....	110	110
Millinery	Great Britain ...	.....	.....	.....	1	1 pkg.	.....	96	96
	Tasmania	.....	.....	.....	1	1 „	.....	2	2
	Queensland ...	.....	.....	.....	20	20 pkgs.	.....	788	788
	New Caledonia ...	.....	.....	.....	1	1 „	.....	25	25
		.....	.....	.....	23	23 pkgs.	.....	911	911
Missionary Stores ...	Queensland ...	.....	.....	.....	36	36 pkgs.	.....	220	220
	South Sea Islands ...	.....	.....	.....	1,525	1,525 „	.....	4,176	4,176
	New Caledonia ...	.....	.....	.....	77	77 „	.....	315	315
		.....	.....	.....	1,638	1,638 pkgs.	.....	4,711	4,711
Molasses and Treacle..	Great Britain ...	35,001	.....	35,001	.....	35,001 cwt.	21,312	.....	21,312
	Victoria	160	.....	160	145	305 „	80	66	146
	Tasmania	63½	.....	63½	.....	63½ „	63	.....	63
	New Zealand ...	347	.....	347	.....	347 „	172	.....	172
	Queensland ...	1,091	.....	1,091	12	1,103 „	605	4	609
	South Sea Islands ...	27½	75	102½	.....	102½ „	85	.....	85
	New Caledonia ...	2	.....	2	.....	2 „	1	.....	1
		36,692	75	36,767	157	36,924 cwt.	22,318	70	22,388
Military and Naval Stores	New Zealand ...	.....	.....	.....	130	130 pkgs.	.....	128	128
Manure	Victoria	50	.....	50	.....	50 tons	300	.....	300
	Queensland ...	1	.....	1	.....	1 „	8	.....	8
		51	.....	51	.....	51 tons	308	.....	308
Nails	Victoria	.....	.....	.....	23	23 pkgs.	.....	34	34
	New Zealand ...	.....	.....	.....	418	418 „	.....	579	579
	Queensland ...	.....	.....	.....	1,690	1,690 „	.....	2,349	2,349
	South Sea Islands ...	.....	.....	.....	113	113 „	.....	187	187
	New Caledonia ...	.....	.....	.....	213	213 „	.....	310	310
	Hong Kong ...	.....	.....	.....	34	34 „	.....	121	121
	Fiji Islands ...	.....	.....	.....	44	44 „	.....	59	59
		.....	.....	.....	2,535	2,535 pkgs.	.....	3,639	3,639

EXPORTS SEAWARD—*continued.*

Articles.	Countries to which Exported.	Quantities.					Value in Sterling.		
		Produce and Manufactures of the Colony.			British, Foreign, and other Colonial Produce and Manufactures.	Total.	Produce and Manufactures of the Colony.	British, Foreign, and other Colonial Produce and Manufactures.	Total.
		In British Vessels.	In Foreign Vessels.	Total.					
							£	£	£
Oakum	Tasmania	.....	.....	.....	20	20 pkgs.	.....	10	10
	Queensland ...	.....	.....	.....	44	44 „	.....	29	29
	South Sea Islands ...	.....	.....	.....	6	6 „	.....	5	5
	New Caledonia ...	.....	.....	.....	77	77 „	.....	140	140
	Fiji Islands ...	.....	.....	.....	1	1 „	.....	1	1
		.....	.....	.....	148	148 pkgs.	.....	185	185
Oars	Victoria	4	.....	4	.....	4 No.	2	.....	2
	Tasmania	.....	.....	.....	54	54 „	.....	27	27
	New Zealand ...	12	.....	12	190	202 „	6	77	83
	Queensland ...	22	.....	22	517	539 „	15	238	253
	South Sea Islands ...	184	.....	184	160	344 „	59	62	121
	New Caledonia ...	239	.....	239	332	571 „	119	166	285
	Fiji Islands ...	18	.....	18	24	42 „	8	10	18
		479	.....	479	1,277	1,756 No.	209	580	789
Oatmeal, Groats, and Pearl Barley ...	Victoria	.....	.....	.....	252	252 cwt.	.....	299	299
	Queensland ...	.....	.....	.....	825	825 „	.....	1,073	1,073
	South Sea Islands ...	.....	.....	.....	10	10 „	.....	15	15
	New Caledonia ...	.....	.....	.....	8	8 „	.....	12	12
	Fiji Islands ...	.....	.....	.....	2	2 „	.....	4	4
		.....	.....	.....	1,097	1,097 cwt.	.....	1,403	1,403
Oil ... Sperm ...	Great Britain ...	.....	.....	.....	38	38 tuns	.....	3,117	3,117
Oil ... Black ...	Victoria	.....	.....	.....	10¼	10¼ tuns	.....	388	388
	Queensland ...	.....	.....	.....	2½	2½ „	.....	90	90
		.....	.....	.....	12¾	12¾ tuns	.....	478	478
Oil ... Cocoanut ...	Great Britain ...	.....	.....	.....	364¾	364¾ tuns	.....	10,373	10,373
	Victoria	.....	.....	.....	105¼	105¼ „	.....	2,893	2,893
	New Zealand ...	.....	.....	.....	7¼	7¼ „	.....	205	205
	Queensland ...	.....	.....	.....	3	3 „	.....	84	84
		.....	.....	.....	480¼	480¼ tuns	.....	13,555	13,555
Oil ... Kerosene ...	Victoria	32	.....	32	.....	32 galls.	2	.....	2
	South Australia ...	8,000	.....	8,000	.....	8,000 „	600	.....	600
	Tasmania	2,000	.....	2,000	.....	2,000 „	160	.....	160
	New Zealand ...	.....	.....	.....	1,728	1,728 „	.....	178	178
	Queensland ...	2,240	.....	2,240	28,968	31,208 „	168	3,035	3,203
	South Sea Islands ...	144	.....	144	5,808	5,952 „	11	606	617
	New Caledonia ...	1,416	.....	1,416	6,856	8,272 „	107	699	806
	Point de Galle ...	400	.....	400	.....	400 „	30	.....	30
	Hong Kong ...	12,008	.....	12,008	.....	12,008 „	901	.....	901
	Mauritius	8,000	.....	8,000	.....	8,000 „	600	.....	600
	Singapore	4,008	.....	4,008	.....	4,008 „	301	.....	301
	Japan	4,000	.....	4,000	.....	4,000 „	300	.....	300
	Fiji Islands ...	256	.....	256	1,112	1,368 „	19	115	134
		42,504	.....	42,504	44,472	86,976 galls.	3,199	4,633	7,832
Oil ... All other ...	Victoria	.....	.....	.....	40	40 galls.	.....	10	10
	New Zealand ...	.....	.....	.....	5	5 „	.....	2	2
	Queensland ...	217	.....	217	11,331	11,548 „	58	2,278	2,336
	South Sea Islands ...	.....	.....	.....	1,706	1,706 „	.....	368	368
	New Caledonia ...	.....	.....	.....	2,947	2,947 „	.....	727	727
	Hong Kong ...	.....	.....	.....	100	100 „	.....	10	10
	United States ...	.....	.....	.....	20	20 „	.....	4	4
	Fiji Islands ...	.....	.....	.....	385	385 „	.....	88	88
		217	.....	217	16,534	16,751 galls.	58	3,487	3,545
Ore (Antimony) ...	Great Britain ...	.....	.....	.....	125	125 cwt.	.....	62	62
	Victoria	.....	.....	.....	120	120 „	.....	60	60
		.....	.....	.....	245	245 cwt.	.....	122	122
Ore (Iron)	Great Britain ...	700	.....	700	.....	700 cwt.	175	.....	175
Ore (Nickel)	Great Britain ...	.....	.....	.....	400	400 cwt.	.....	400	400

EXPORTS SEAWARD—*continued.*

Articles.	Countries to which Exported.	Quantities.					Value in Sterling.		
		Produce and Manufactures of the Colony.			British, Foreign, and other Colonial Produce and Manufactures.	Total.	Produce and Manufactures of the Colony.	British, Foreign, and other Colonial Produce and Manufactures.	Total.
		In British Vessels.	In Foreign Vessels.	Total.					
							£	£	£
Onions	Victoria	35	.....	35	1	36 cwt.	31	2	33
	South Australia ...	5	.....	5	.....	5 „	5	.....	5
	Tasmania	17	.....	17	.....	17 „	25	.....	25
	New Zealand ...	69	.....	69	.....	69 „	40	.....	40
	Queensland... ...	2,232	.....	2,232	416	2,648 „	1,971	352	2,323
	South Sea Islands ...	41	4	45	.....	45 „	35	.....	35
	New Caledonia ...	922	.....	922	20	942 „	1,019	14	1,033
	Fiji Islands... ...	6	.....	6	.....	6 „	7	.....	7
		3,327	4	3,331	437	3,768 cwt.	3,133	368	3,501
Oil-cloth	New Caledonia ...	.....	.....	.....	1	1 pkg.	.....	4	4
	Fiji Islands... ...	.....	.....	.....	2	2 pkgs.	.....	8	8
		.....	.....	.....	3	3 pkgs.	.....	12	12
Oil Stores	Great Britain ...	6	.....	6	.....	6 pkgs.	26	.....	26
	Victoria	40	.....	40	653	693 „	60	1,729	1,789
	Tasmania	3	.....	3	100	103 „	3	150	153
	New Zealand ...	.....	.....	.....	56	56 „	.....	127	127
	Queensland ...	315	.....	315	8,196	8,511 „	828	17,459	18,287
	South Sea Islands ...	6	.....	6	991	997 „	8	2,045	2,053
	New Caledonia ...	.....	.....	.....	923	923 „	.....	1,853	1,853
	Fiji Islands... ...	.....	.....	.....	167	167 „	.....	364	364
		370	.....	370	11,086	11,456 pkgs.	925	23,727	24,652
Opium	Queensland ...	.....	.....	.....	4,043	4,043 lbs.	.....	10,640	10,640
	Fiji Islands... ...	.....	.....	.....	7	7 „	.....	14	14
		.....	.....	.....	4,050	4,050 lbs.	.....	10,654	10,654
Oysters	Victoria	12,425	.....	12,425	40	12,465 pkgs.	8,001	23	8,024
	Tasmania	72	.....	72	.....	72 „	55	.....	55
	New Zealand ...	10	.....	10	.....	10 „	6	.....	6
	Queensland ...	11	.....	11	.....	11 „	8	.....	8
		12,518	.....	12,518	40	12,558 pkgs.	8,070	23	8,093
Paint	Victoria	.....	.....	.....	20	20 cwt.	.....	26	26
	New Zealand ...	.....	.....	.....	22	22 „	.....	32	32
	Queensland ...	.....	.....	.....	362	362 „	.....	525	525
	South Sea Islands ...	.....	.....	.....	190	190 „	.....	286	286
	New Caledonia ...	.....	.....	.....	135	135 „	.....	253	253
	Fiji Islands... ...	.....	.....	.....	51	51 „	.....	94	94
		.....	.....	.....	780	780 cwt.	.....	1,216	1,216
Painters' Materials ...	Victoria	.....	.....	.....	19	19 pkgs.	.....	20	20
	New Zealand ...	.....	.....	.....	3	3 „	.....	33	33
	Queensland ...	.....	.....	.....	39	39 „	.....	51	51
	Fiji Islands... ...	.....	.....	.....	6	6 „	.....	18	18
		.....	.....	.....	67	67 pkgs.	.....	122	122
Paper-hangings ...	Victoria	.....	.....	.....	6	6 pkgs.	.....	24	24
	Queensland ...	.....	.....	.....	18	18 „	.....	149	149
	South Sea Islands ...	.....	.....	.....	2	2 „	.....	14	14
	New Caledonia ...	.....	.....	.....	4	4 „	.....	16	16
		.....	.....	.....	30	30 pkgs.	.....	203	203
Pepper and Spices ...	Victoria	.....	.....	.....	20	20 pkgs.	.....	120	120
	Tasmania	.....	.....	.....	11	11 „	.....	27	27
	New Zealand ...	.....	.....	.....	10	10 „	.....	29	29
	Queensland ...	.....	.....	.....	65	65 „	.....	292	292
	South Sea Islands ...	.....	.....	.....	9	9 „	.....	36	36
	New Caledonia ...	.....	.....	.....	47	47 „	.....	162	162
		.....	.....	.....	162	162 pkgs.	.....	666	666
Perfumery	Victoria	.....	.....	.....	7	7 pkgs.	.....	46	46
	New Zealand ...	.....	.....	.....	10	10 „	.....	122	122
	Queensland ...	.....	.....	.....	42	42 „	.....	299	299
	New Caledonia ...	.....	.....	.....	7	7 „	.....	13	13
	South Sea Islands ...	.....	.....	.....	17	17 „	.....	41	41
		.....	.....	.....	83	83 pkgs.	.....	521	521

EXPORTS SEAWARD—*continued.*

Articles.	Countries to which Exported.	Quantities.					Value in Sterling.		
		Produce and Manufactures of the Colony.			British, Foreign, and other Colonial Produce and Manufactures.	Total.	Produce and Manufactures of the Colony.	British, Foreign, and other Colonial Produce and Manufactures.	Total.
		In British Vessels.	In Foreign Vessels.	Total.					
							£	£	£
Photographic Materials ...	Victoria	.....	.....	.....	1	1 pkg.	... ..	2	2
	Queensland ...	.....	.....	.....	76	76 pkgs.	.....	434	434
	New Caledonia ...	.....	.....	.....	1	1 „	.....	11	11
	Fiji Islands ...	.....	.....	.....	2	2 „	.....	19	19
		.....	.....	.....	80	80 pkgs.	.....	466	466
Pictures & Paintings..	Great Britain ...	1	.....	1	6	7 pkgs.	3	140	143
	Victoria	25	.....	25	9	34 „	295	212	507
	Tasmania	1	.....	1	.....	1 „	5	.....	5
	New Zealand ...	2	.....	2	5	7 „	40	109	149
	Queensland ...	3	.....	3	15	18 „	18	188	206
	New Caledonia ...	.....	.....	.....	1	1 „	.....	5	5
	Hong Kong ...	.....	.....	.....	1	1 „	.....	3	3
		32	.....	32	37	69 pkgs.	361	657	1,018
Pipes (Tobacco) ...	Victoria	.....	.....	.....	356	356 pkgs.	.....	192	192
	New Zealand ...	.....	.....	.....	31	31 „	.....	26	26
	Queensland ...	.....	.....	.....	520	520 „	.....	373	373
	South Sea Islands ...	.....	.....	.....	176	176 „	.....	149	149
	New Caledonia ...	.....	.....	.....	126	126 „	.....	58	58
	Fiji Islands ...	.....	.....	.....	28	28 „	.....	21	21
		.....	.....	.....	1,237	1,237 pkgs.	.....	819	819
Pipes (Iron)	Victoria	.....	.....	.....	108	108 No.	.....	42	42
	Tasmania	.....	.....	.....	15	15 „	.....	30	30
	New Zealand ...	.....	.....	.....	455	455 „	.....	219	219
	Queensland ...	77	.....	77	835	912 „	84	411	495
	South Sea Islands ...	.....	.....	.....	45	45 „	.....	45	45
	New Caledonia ...	.....	.....	.....	6	6 „	.....	2	2
		77	.....	77	1,464	1,541 No.	84	749	833
Pitch, Tar, & Resin ...	Victoria	.....	.....	.....	20	20 pkgs.	.....	16	16
	New Zealand ...	77	.....	77	15	92 „	50	20	70
	Queensland ...	289	.....	289	349	638 „	222	361	583
	South Sea Islands ...	17	.....	17	18	35 „	24	29	53
	New Caledonia ...	19	.....	19	48	67 „	15	65	80
	Ceylon	28	.....	28	.....	28 „	20	.....	20
	Fiji Islands... ...	3	.....	3	6	9 „	3	7	10
		433	.....	433	456	889 pkgs.	334	498	832
Plants & Seeds ...	Great Britain ...	36	.....	36	36	72 pkgs.	138	208	346
	Victoria	934	.....	934	45	979 „	2,197	575	2,772
	South Australia ...	18	.....	18	.....	18 „	52	.....	52
	Tasmania	39	.....	39	18	57 „	99	21	120
	New Zealand ...	183	.....	183	17	200 „	505	102	607
	Queensland ...	567	.....	567	135	702 „	1,571	500	2,071
	South Sea Islands ...	12	6	18	3	21 „	51	3	54
	New Caledonia ...	26	.....	26	9	35 „	73	50	123
	United States ...	71	2	73	3	76 „	303	55	358
	Honolulu	2	.....	2	1	3 „	5	9	14
	Java	7	1	8	.....	8 „	27	.....	27
	Fiji Islands ...	2	.....	2	.....	2 „	33	.....	33
		1,897	9	1,906	267	2,173 pkgs.	5,054	1,523	6,577
Plated Ware ...	Great Britain ...	.....	.....	.....	6	6 pkgs.	.....	605	605
	Victoria	.....	.....	.....	10	10 „	.....	228	228
	Tasmania	.....	.....	.....	1	1 „	.....	13	13
	New Zealand ...	.....	.....	.....	2	2 „	.....	50	50
	Queensland ...	.....	.....	.....	10	10 „	.....	475	475
	South Sea Islands ...	.....	.....	.....	1	1 „	.....	20	20
		.....	.....	.....	30	30 pkgs.	.....	1,391	1,391
Potatoes	Victoria	.....	.....	.....	290	290 cwt.	.....	58	58
	South Australia ...	900	.....	900	.....	900 „	210	.....	210
	New Zealand ...	930	.....	930	1,320	2,250 „	237	330	567
	Queensland ...	24,814	.....	24,814	10,808	35,622 „	6,353	2,806	9,159
	South Sea Islands ...	106	127	233	.....	233 „	65	.....	65
	New Caledonia ...	9,677	.....	9,677	2,292	11,969 „	2,379	564	2,943
	Singapore	6	.....	6	.....	6 „	2	.....	2
	Java	12	.....	12	.....	12 „	4	.....	4
	Fiji Islands ...	80	.....	80	.....	80 „	20	.....	20
		36,525	127	36,652	14,710	51,362 cwt.	9,270	3,758	13,028

EXPORTS SEAWARD—*continued.*

Articles.	Countries to which Exported.	Quantities.					Value in Sterling.		
		Produce and Manufactures of the Colony.			British, Foreign, and other Colonial Produce and Manufactures.	Total.	Produce and Manufactures of the Colony.	British, Foreign, and other Colonial Produce and Manufactures.	Total.
		In British Vessels.	In Foreign Vessels.	Total.					
							£	£	£
Printing Materials ...	Victoria	.....	.....	.....	8	8 pkgs.	.....	118	118
	New Zealand ...	.....	.....	.....	40	40 „	.....	365	365
	Queensland ...	.....	.....	.....	107	107 „	.....	868	868
	South Sea Islands ...	.....	.....	.....	14	14 „	.....	134	134
	New Caledonia ...	.....	.....	.....	7	7 „	.....	11	11
	Fiji Islands ...	.....	.....	.....	1	1 „	.....	3	3
		.....	.....	.....	177	177 pkgs.	.....	1,499	1,499
Perambulators ...	Victoria	1	.....	1	1	2 pkgs.	2	9	11
	New Zealand ...	4	.....	4	9	13 „	35	109	144
	Queensland ...	2	.....	2	14	16 „	8	129	137
		7	.....	7	24	31 pkgs.	45	247	292
Provisions — Beef ...	Great Britain ...	6	.....	6	.....	6 cwt.	6	.....	6
	Queensland ...	1,410	.....	1,410	.....	1,410 „	1,602	.....	1,602
	Tasmania	332	.....	332	.....	332 „	373	.....	373
	South Sea Islands ...	815	623	1,438	.....	1,438 „	1,872	.....	1,872
	New Caledonia ...	2,055	.....	2,055	.....	2,055 „	2,390	.....	2,390
	Hong Kong ...	15	.....	15	.....	15 „	25	.....	25
	Mauritius	1,018	495	1,513	.....	1,513 „	2,041	.....	2,041
	Ceylon	7	.....	7	.....	7 „	8	.....	8
	Singapore	12	.....	12	.....	12 „	16	.....	16
	Java	90	.....	90	.....	90 „	120	.....	120
	Fiji Islands ...	142	.....	142	.....	142 „	199	.....	199
		5,902	1,118	7,020	.....	7,020 cwt.	8,652	.....	8,652
Mutton ...	Queensland ...	36	.....	36	.....	36 cwt.	46	.....	46
Pork ...	Victoria	205½	.....	205½	.....	205½ cwt.	428	.....	428
	South Australia ...	8	.....	8	.....	8 „	15	.....	15
	Queensland ...	365	.....	365	.....	365 „	647	.....	647
	South Sea Islands ...	18	.....	18	.....	18 „	27	.....	27
	New Caledonia ...	97½	.....	97½	.....	97½ „	175	.....	175
	Ceylon	4	.....	4	.....	4 „	6	.....	6
		698	.....	698	.....	698 cwt.	1,298	.....	1,298
Hams ...	Victoria	.....	.....	.....	15	15 cwt.	.....	80	80
	South Australia ...	1½	.....	1½	.....	1½ „	4	.....	4
	Queensland ...	38½	.....	38½	304¾	343¼ „	151	1,802	1,953
	South Sea Islands ...	.....	.....	.....	3	3 „	.....	15	15
	New Caledonia ...	12¾	.....	12¾	71½	84¼ „	59	452	511
	Fiji Islands	.....	.....	.....	4	4 „	.....	23	23
		52¾	.....	52¾	398¼	451 cwt.	214	2,372	2,586
Bacon ...	Victoria	15	.....	15	.....	15 cwt.	45	.....	45
	South Australia ...	6¼	.....	6¼	5¼	11½ „	20	24	44
	New Zealand ...	21¼	.....	21¼	.....	21¼ „	64	.....	64
	Queensland ...	1,106	.....	1,106	109½	1,215½ „	3,735	577	4,312
	South Sea Islands ...	4½	.....	4½	.....	4½ „	17	.....	17
	New Caledonia ...	78½	.....	78½	.....	78½ „	286	.....	286
	Ceylon	3	.....	3	.....	3 „	8	.....	8
	Fiji Islands	3	.....	3	.....	3 „	11	.....	11
		1,237½	.....	1,237½	114¾	1,352¼ cwt.	4,186	601	4,787
Tongues ...	Tasmania	2	.....	2	.....	2 cwt.	4	.....	4
	Queensland ...	9	.....	9	.....	9 „	19	.....	19
	South Sea Islands ...	7	1	8	.....	8 „	16	.....	16
	New Caledonia ...	6	.....	6	.....	6 „	13	.....	13
		24	1	25	.....	25 cwt.	52	.....	52
Preserved Meats and Extract	Great Britain ...	46,027	.....	46,027	15,704	61,731 pkgs.	84,727	32,215	116,942
	Victoria	149	.....	149	1,000	1,149 „	177	2,000	2,177
	South Australia ...	84	.....	84	.....	84 „	230	.....	230
	Queensland ...	50	.....	50	7	57 „	85	35	120
	South Sea Islands ...	210	140	350	.....	350 „	859	.....	859
	New Caledonia ..	1,861	.....	1,861	759	2,620 „	3,899	1,621	5,520
	Hong Kong ...	403	.....	403	.....	403 „	776	.....	776
	Mauritius	.....	50	50	.....	50 „	72	.....	72
	Honolulu	.....	.....	.....	43	43 „	.....	156	156
	Singapore	190	.....	190	7	197 „	468	28	496
	Calcutta	300	.....	300	.....	300 „	925	.....	925
	Java	321	.....	321	.....	321 „	588	.....	588
	Fiji Islands ...	32	.....	32	.....	32 „	81	.....	81
		49,627	190	49,817	17,520	67,337 pkgs.	92,887	36,055	128,942

EXPORTS SEAWARD—*continued.*

Articles.	Countries to which Exported.	Quantities.					Value in Sterling.		
		Produce and Manufactures of the Colony.			British, Foreign, and other Colonial Produce and Manufactures.	Total.	Produce and Manufactures of the Colony.	British, Foreign, and other Colonial Produce and Manufactures.	Total.
		In British Vessels.	In Foreign Vessels.	Total.					
							£	£	£
Provisions—*contd.* Marrow ...	Great Britain ...	171	.....	171	.....	171 pkgs.	1,270	.....	1,270
Vegetables (Preserved)	Queensland ...	.....	.....	.....	1,195	1,195 pkgs.	.....	3,171	3,171
	South Sea Islands...	.....	.....	.....	7	7 „	.....	26	26
	New Caledonia ...	.....	.....	.....	14	14 „	.....	17	17
		.....	.....	.....	1,216	1,216 pkgs.	.....	3,214	3,214
Vegetables (Green)	Victoria	10	.....	10	.....	10 pkgs.	29	.....	29
	Tasmania	1	.....	1	.....	1 „	1	.....	1
	Queensland ...	215	.....	215	1	216 „	148	2	150
	New Caledonia ...	2	.....	2	.....	2 „	2	.....	2
	Hong Kong ...	22	.....	22	.....	22 „	16	.....	16
		250	.....	250	1	251 pkgs.	196	2	198
Pyrites (Gold) ...	Great Britain ...	60	.....	60	.....	60 cwt.	750	.....	750
	Victoria	120	.....	120	.....	120 „	640	.....	640
		180	.....	180	.....	180 cwt.	1,390	.....	1,390
Quicksilver	Victoria	.....	.....	.....	112	112 bottles	.....	1,701	1,701
	Queensland ...	.....	.....	.....	9	9 „	.....	117	117
		.....	.....	.....	121	121 bottles	.....	1,818	1,818
Rags	Great Britain ...	229	.....	229	8	237 pkgs.	1,708	25	1,733
	Victoria	226	.....	226	.....	226 „	545	.....	545
	Hong Kong ...	2	.....	2	.....	2 „	8	.....	8
		457	.....	457	8	465 pkgs.	2,261	25	2,286
Rattans and Canes ...	Victoria	.....	.....	.....	910	910 pkgs.	.....	318	318
	Tasmania	.....	.....	.....	10	10 „	.....	8	8
	New Zealand ...	.....	.....	.....	208	208 „	.....	30	30
	Queensland ...	.....	.....	.....	3	3 „	.....	5	5
		.....	.....	.....	1,131	1,131 pkgs.	.....	361	361
Regulus	Great Britain ...	2,100	.....	2,100	.....	2,100 cwt.	3,176	.....	3,176
	Victoria	560	.....	560	.....	560 „	1,120	.....	1,120
		2,660	.....	2,660	.....	2,660 cwt.	4,296	.....	4,296
Safes (Iron)	Victoria	.....	.....	.....	3	3 No.	.....	246	246
	New Zealand ...	.....	.....	.....	2	2 „	.....	150	150
	Queensland ...	2	.....	2	15	17 „	19	738	757
	South Sea Islands...	.....	.....	.....	2	2 „	.....	22	22
	New Caledonia ...	.....	.....	.....	2	2 „	.....	19	19
	Fiji Islands ...	.....	.....	.....	3	3 „	.....	56	56
		2	.....	2	27	29 No.	19	1,231	1,250
Steam Launch ...	Queensland ...	2	.....	2	.....	2 No.	618	.....	618
Salt	Victoria	.....	.....	.....	99	99 cwt.	.....	20	20
	Queensland ...	.....	.....	.....	4,694	4,694 „	.....	870	870
	South Sea Islands...	.....	.....	.....	425	425 „	.....	86	86
	New Caledonia ...	.....	.....	.....	767	767 „	.....	139	139
	Fiji Islands ...	.....	.....	.....	121	121 „	.....	26	26
		.....	.....	.....	6,106	6,106 cwt.	.....	1,141	1,141
Salt (Rock)	Victoria	.....	.....	.....	1,125	1,125 cwt.	.....	169	169
	New Zealand ...	.....	.....	.....	90	90 „	.....	17	17
	Queensland ...	.....	.....	.....	2,005	2,005 „	.....	368	368
	South Sea Islands...	.....	.....	.....	4	4 „	.....	1	1
	New Caledonia ...	.....	.....	.....	15	15 „	.....	3	3
		.....	.....	.....	3,239	3,239 cwt.	.....	558	558
Saltpetre	Queensland ...	.....	.....	.....	1	1 cwt.	.....	2	2
	New Caledonia ...	.....	.....	.....	10	10 „	.....	18	18
	Fiji Islands ...	.....	.....	.....	1	1 „	.....	2	2
		.....	.....	.....	12	12 cwt.	.....	22	22

EXPORTS SEAWARD—*continued.*

Articles.	Countries to which Exported.	Quantities.					Value in Sterling.		
		Produce and Manufactures of the Colony.			British, Foreign, and other Colonial Produce and Manufactures.	Total.	Produce and Manufactures of the Colony.	British, Foreign, and other Colonial Produce and Manufactures.	Total.
		In British Vessels.	In Foreign Vessels.	Total.					
							£	£	£
Shale (Kerosene) ...	Great Britain ...	51¾	.....	51¾	.....	51¾ tons	182	.....	182
	Victoria	1,867½	.....	1,867½	.....	1,867½ „	5,972	.....	5,972
	South Australia ...	40	.....	40	.....	40 „	140	.....	140
	Tasmania	147	.....	147	.....	147 „	465	.....	465
	New Zealand ...	140¾	.....	140¾	.....	140¾ „	445	.....	445
	Queensland ...	31¼	.....	31¼	.....	31¼ „	101	.....	101
	United States ...	20	1,231	1,251	.....	1,251 „	3,757	.....	3,757
	Mauritius	3	.....	3	.....	3 „	10	.....	10
	Singapore	38	.....	38	.....	38 „	124	.....	124
	China	90	30	120	.....	120 „	388	.....	388
		2,429¼	1,261	3,690¼	.....	3,690¼ tons	11,584	.....	11,584
Shell... Pearl ...	Great Britain ...	.....	.....	.....	240,946	240,946 lbs.	.....	19,745	19,745
	Hong Kong ...	.....	.....	.....	112	112 „	.....	10	10
		.....	.....	.....	241,058	241,058 lbs.	.....	19,755	19,755
Tortoise ...	Great Britain ...	.....	.....	.....	5,394	5,394 lbs.	.....	4,111	4,111
	Hong Kong ...	.....	.....	.....	200	200 „	.....	180	180
		.....	.....	.....	5,594	5,594 lbs.	.....	4,291	4,291
Ship Chandlery ...	New Zealand ...	.....	.....	.....	4	4 pkgs.	.....	44	44
	Queensland ...	.....	.....	.....	158	158 „	.....	1,801	1,801
	South Sea Islands ...	.....	.....	.....	10	10 „	.....	47	47
	New Caledonia ...	.....	.....	.....	3	3 „	.....	12	12
	Hong Kong ...	.....	.....	.....	1	1 „	.....	5	5
	Fiji Islands ...	.....	.....	.....	1	1 „	.....	8	8
		.....	.....	.....	177	177 pkgs.	.....	1,917	1,917
Shooks and Staves ...	South Australia ...	414	20	434	.....	434 pkgs.	341	.....	341
	New Zealand ...	219	.....	219	.....	219 „	345	.....	345
	Queensland ...	141	.....	141	550	691 „	108	558	666
	South Sea Islands ...	.....	.....	.....	39	39 „	.....	48	48
	Fiji Islands ...	59	.....	59	.....	59 „	21	.....	21
		833	20	853	589	1,442 pkgs.	815	606	1,421
Silks	Great Britain ...	.....	.....	.....	1	1 pkg.	.....	15	15
	New Zealand ...	.....	.....	.....	5	5 pkgs.	.....	370	370
	Queensland ...	.....	.....	.....	5	5 „	.....	165	165
	South Sea Islands ...	.....	.....	.....	1	1 „	.....	30	30
	Hong Kong ...	.....	.....	.....	1	1 „	.....	94	94
		.....	.....	.....	13	13 pkgs.	.....	674	674
Skins ... Horned Cattle ...	Great Britain ...	25,000	.....	25,000	.....	25,000 No.	26,815	.....	26,815
	Victoria	14,786	.....	14,786	300	15,086 „	17,293	321	17,614
	Tasmania	2,294	.....	2,294	56	2,350 „	2,317	60	2,377
	Queensland ...	8	.....	8	.....	8 „	5	.....	5
	United States ...	97	.....	97	.....	97 „	110	.....	110
		42,185	.....	42,185	356	42,541 No.	46,540	381	46,921
Sheep ...	Great Britain ...	121	.....	121	57	178 pkgs.	1,867	881	2,748
	Victoria	1	.....	1	.....	1 „	10	.....	10
	Tasmania	9	.....	9	.....	9 „	126	.....	126
	New Zealand ...	1	.....	1	.....	1 „	6	.....	6
		132	.....	132	57	189 pkgs.	2,009	881	2,890
Other ...	Great Britain ...	3,598	.....	3,598	1	3,599 pkgs. &No.	1,091	16	1,107
	Victoria	195	.....	195	.....	195 „	462	.....	462
	Queensland ...	14	.....	14	.....	14 „	9	.....	9
		3,807	.....	3,807	1	3,808 pkgs. & No.	1,562	16	1,578
Opossum ...	Great Britain ...	3	.....	3	.....	3 pkgs.	18	.....	18
Pelts ...	United States ...	8	.....	8	.....	8 cwt.	10	.....	10
Soap	New Zealand ...	3	.....	3	.....	3 cwt.	3	.....	3
	Queensland ...	164	.....	164	5	169 „	217	10	227
	South Sea Islands ...	480	358	838	8	846 „	1,046	10	1,056
	New Caledonia ...	1,686	.....	1,686	160	1,846 „	1,972	175	2,147
	Ceylon	10	.....	10	.....	10 „	12	.....	12
	Honolulu	140	.....	140	.....	140 „	170	.....	170
	Fiji Islands... ...	183	.....	183	.....	183 „	232	.....	232
		2,666	358	3,024	173	3,197 cwt.	3,652	195	3,847

EXPORTS SEAWARD—*continued.*

Articles.	Countries to which Exported.	Quantities.					Value in Sterling.		
		Produce and Manufactures of the Colony.			British, Foreign, and other Colonial Produce and Manufactures.	Total.	Produce and Manufactures of the Colony.	British, Foreign, and other Colonial Produce and Manufactures.	Total.
		In British Vessels.	In Foreign Vessels.	Total.					
							£	£	£
Specimens of Natural History	Great Britain ...	14	.....	14	54	68 pkgs.	27	321	348
	Victoria	15	.....	15	3	18 „	72	14	86
	New Zealand ...	1	.....	1	.....	1 „	2	.....	2
	Queensland ...	5	.....	5	.....	5 „	16	.....	16
	United States ...	5	.....	5	.....	5 „	34	.....	34
	Mauritius	2	.....	2	.....	2 „	3	.....	3
		42	.....	42	57	99 pkgs.	154	335	489
Silver...	Great Britain ...	65,869½	.....	65,869½	.....	65,869½ ozs.	16,024	.....	16,024
	Point de Galle ...	12,157½	.....	12,157½	.....	12,157½ „	2,856	.....	2,856
		78,027	.....	78,027	.....	78,027 ozs.	18,880	.....	18,880
Slates...	South Sea Islands ...	.....	.....	.....	7,000	7,000 No.	.....	70	70
Sarsaparilla	Victoria	.....	.....	.....	2	2 galls.	.....	1	1
	New Zealand ...	12	.....	12	104	116 „	11	77	88
	Queensland ...	205	.....	205	994	1,199 „	126	778	904
	South Sea Islands...	.....	.....	.....	6	6 „	.....	3	3
	New Caledonia ...	.....	.....	.....	42	42 „	.....	30	30
		217	.....	217	1,148	1,365 galls.	137	889	1,026
Spirits — Brandy ...	Great Britain ...	.....	.....	.....	1,241	1,241 galls.	.....	802	802
	Victoria	.....	.....	.....	1,243	1,243 „	.....	682	682
	New Zealand ...	.....	.....	.....	4,744	4,744 „	.....	2,543	2,543
	Queensland ...	.....	.....	.....	122,078	122,078 „	.....	63,752	63,752
	South Sea Islands ...	.....	.....	.....	1,635	1,635 „	.....	912	912
	New Caledonia ...	.....	.....	.....	552	552 „	.....	291	291
	Honolulu	.....	.....	.....	255	255 „	.....	147	147
	Fiji Islands ...	.....	.....	.....	448	448 „	.....	237	237
		.....	.....	.....	132,196	132,196 galls.	.....	69,366	69,366
Spirits — Rum ...	Victoria	.....	.....	.....	16,445	16,445 galls.	.....	2,355	2,355
	Tasmania	.....	.....	.....	465	465 „	.....	65	65
	New Zealand ...	.....	.....	.....	3,288	3,288 „	.....	498	498
	Queensland ...	.....	.....	.....	5,351	5,351 „	.....	1,292	1,292
	South Sea Islands ...	.....	.....	.....	1,339	1,339 „	.....	261	261
	New Caledonia ...	.....	.....	.....	2,496	2,496 „	.....	318	318
	Fiji Islands ...	.....	.....	.....	162	162 „	.....	33	33
		.....	.....	.....	29,546	29,546 galls.	.....	4,822	4,822
Spirits — Geneva and Schnapps ..	Victoria	.....	.....	.....	1,029	1,029 galls.	.....	540	540
	Tasmania	.....	.....	.....	1,858	1,858 „	.....	465	465
	New Zealand ...	.....	.....	.....	3,673	3,673 „	.....	1,353	1,353
	Queensland ...	.....	.....	.....	23,972	23,972 „	.....	7,542	7,542
	South Sea Islands ...	.....	.....	.....	5,995	5,995 „	.....	1,165	1,165
	New Caledonia ...	.....	.....	.....	242	242 „	.....	71	71
	Honolulu	.....	.....	.....	459	459 „	.....	82	82
	China	.....	.....	.....	7	7 „	.....	2	2
	Fiji Islands ...	.....	.....	.....	1,117	1,117 „	.....	225	225
		.....	.....	.....	38,352	38,352 galls.	.....	11,445	11,445
Spirits — Gin	Victoria	.....	.....	.....	1,656	1,656 galls.	.....	727	727
	New Zealand ...	.....	.....	.....	959	959 „	.....	312	312
	Queensland ...	.....	.....	.....	2,781	2,781 „	.....	1,014	1,014
	South Sea Islands...	.....	.....	.....	53	53 „	.....	19	19
	New Caledonia ...	.....	.....	.....	10	10 „	.....	3	3
	Fiji Islands ...	.....	.....	.....	36	36 „	.....	15	15
		.....	.....	.....	5,495	5,495 galls.	.....	2,090	2,090
Spirits — Whiskey ...	Victoria	.....	.....	.....	3,388	3,388 galls.	.....	815	815
	Tasmania	.....	.....	.....	14	14 „	.....	10	10
	New Zealand ...	.....	.....	.....	452	452 „	.....	132	132
	Queensland ...	.....	.....	.....	4,964	4,964 „	.....	1,963	1,963
	South Sea Islands ...	.....	.....	.....	219	219 „	.....	81	81
	New Caledonia ...	.....	.....	.....	26	26 „	.....	14	14
	Hong Kong ..	.....	.....	.....	82	82 „	.....	22	22
	Honolulu	.....	.....	.....	29	29 „	.....	9	9
	Fiji Islands ...	.....	.....	.....	74	74 „	.....	24	24
		.....	.....	.....	9,248	9,248 galls.	.....	3,070	3,070

EXPORTS SEAWARD—*continued.*

Articles.	Countries to which Exported.	Quantities.					Value in Sterling.		
		Produce and Manufactures of the Colony.			British, Foreign, and other Colonial Produce and Manufactures.	Total.	Produce and Manufactures of the Colony.	British, Foreign, and other Colonial Produce and Manufactures.	Total.
		In British Vessels.	In Foreign Vessels.	Total.					
							£	£	£
Spirits *contd.* — Liqueurs	Victoria	.....	.....	.....	50½	50½ galls.	.....	60	60
	Tasmania	.....	.....	.....	24	24 „	.....	10	10
	New Zealand	.....	.....	.....	47	47 „	.....	51	51
	Queensland	.....	.....	.....	1,227½	1,227½ „	.....	1,047	1,047
	South Sea Islands	.....	.....	.....	91	91 „	.....	63	63
	New Caledonia	.....	.....	.....	260¾	260¾ „	.....	118	118
	Honolulu	.....	.....	.....	12¾	12¾ „	.....	10	10
	Fiji Islands	.....	.....	.....	2	2 „	.....	2	2
		.....	.....	.....	1,715½	1,715½ galls.	.....	1,361	1,361
Perfumed	New Zealand	.....	.....	.....	28¾	28¾ galls.	.....	70	70
	Queensland	.....	.....	.....	195¼	195¼ „	.....	471	471
	South Sea Islands	.....	.....	.....	6½	6½ „	.....	8	8
	New Caledonia	.....	.....	.....	24¼	24¼ „	.....	37	37
	Fiji Islands	.....	.....	.....	5¼	5¼ „	.....	8	8
		.....	.....	.....	260	260 galls.	.....	594	594
All other	New Zealand	.....	.....	.....	25	25 galls.	.....	64	64
	Queensland	.....	.....	.....	1,798	1,798 „	.....	638	638
	Hong Kong	.....	.....	.....	100	100 „	.....	10	10
		.....	.....	.....	1,923	1,923 galls.	.....	712	712
Naphtha	Victoria	432	.....	432	.....	432 galls.	34	.....	34
	Queensland	.....	.....	.....	8	8 „	.....	1	1
		432	.....	432	8	440 galls.	34	1	35
Distilled	Great Britain	21,242	.....	21,242	.....	21,242 galls.	2,849	.....	2,849
	Victoria	3,340	.....	3,340	.....	3,340 „	436	.....	436
	New Zealand	1,470	.....	1,470	.....	1,470 „	254	.....	254
	Queensland	18	.....	18	.....	18 „	4	.....	4
	South Sea Islands	40	.....	40	.....	40 „	5	.....	5
	New Caledonia	2,093	.....	2,093	.....	2,093 „	283	.....	283
		28,203	.....	28,203	.....	28,203 galls.	3,831	.....	3,831
Starch and Blue	Victoria	.....	.....	.....	607	607 pkgs.	.....	648	648
	Tasmania	.....	.....	.....	20	20 „	.....	22	22
	Queensland	.....	.....	.....	407	407 „	.....	492	492
	South Sea Islands	.....	.....	.....	102	102 „	.....	125	125
	New Caledonia	.....	.....	.....	198	198 „	.....	245	245
	Fiji Islands	.....	.....	.....	27	27 „	.....	34	34
		.....	.....	.....	1,361	1,361 pkgs.	.....	1,566	1,566
Stationery — Books	Great Britain	28	.....	28	1	29 pkgs.	194	40	234
	Victoria	4	.....	4	43	47 „	8	387	395
	Tasmania	3	.....	3	2	5 „	13	21	34
	New Zealand	1	.....	1	133	134 „	10	3,816	3,826
	Queensland	.....	.....	.....	472	472 „	.....	5,975	5,975
	South Sea Islands	5	.....	5	44	49 „	13	378	391
	New Caledonia	1	.....	1	17	18 „	1	210	211
	United States	2	.....	2	.....	2 „	10	.....	10
	Honolulu	.....	.....	.....	1	1 „	.....	15	15
	Singapore	.....	.....	.....	1	1 „	.....	30	30
	Fiji Islands	.....	.....	.....	3	3 „	.....	65	65
		44	.....	44	717	761 pkgs.	249	10,937	11,186
Paper	Victoria	7	.....	7	18	25 pkgs.	55	163	218
	Tasmania	.....	.....	.....	2	2 „	.....	28	28
	New Zealand	1	.....	1	42	43 „	2	632	634
	Queensland	29	.....	29	323	352 „	169	2,634	2,803
	South Sea Islands	1	.....	1	17	18 „	4	130	134
	New Caledonia	10	.....	10	68	78 „	133	366	499
	Fiji Islands	.....	.....	.....	2	2 „	.....	36	36
		48	.....	48	472	520 pkgs.	363	3,989	4,352
Other articles	Great Britain	.....	.....	.....	3	3 pkgs.	.....	144	144
	Victoria	.....	.....	.....	98	98 „	.....	687	687
	Tasmania	.....	.....	.....	9	9 „	.....	58	58
	New Zealand	.....	.....	.....	89	89 „	.....	1,338	1,338
	Queensland	.....	.....	.....	368	368 „	.....	4,387	4,387
	South Sea Islands	.....	.....	.....	19	19 „	.....	196	196
	New Caledonia	.....	.....	.....	7	7 „	.....	83	83
	Mauritius	.....	.....	.....	2	2 „	.....	11	11
	Honolulu	.....	.....	.....	1	1 „	.....	20	20
	Singapore	.....	.....	.....	1	1 „	.....	10	10
	Fiji	.....	.....	.....	8	8 „	.....	95	95
		.....	.....	.....	605	605 pkgs.	.....	7,029	7,029

EXPORTS SEAWARD—*continued.*

Articles.	Countries to which Exported.	Quantities.					Value in Sterling.		
		Produce and Manufactures of the Colony.			British, Foreign, and other Colonial Produce and Manufactures.	Total.	Produce and Manufactures of the Colony.	British, Foreign, and other Colonial Produce and Manufactures.	Total.
		In British Vessels.	In Foreign Vessels.	Total.					
							£	£	£
Stones... Building ...	Queensland ...	35	.....	35	.....	35 tons	50	.....	50
Grinding...	New Zealand ...	4	.....	4	.....	4 No.	3	.....	3
	Queensland ...	24	.....	24	239	263 „	7	119	126
	South Sea Islands ...	16	.....	16	17	33 „	3	8	11
	New Caledonia ...	.....	.....	.....	151	151 „	.....	109	109
		44	.....	44	407	451 No.	13	236	249
Mill ...	Victoria	.....	.....	.....	2	2 No.	.....	6	6
	Queensland ...	.....	.....	.....	2	2 „	.....	5	5
		.....	.....	.....	4	4 No.	.....	11	11
Tomb ...	New Zealand ...	14	.....	14	.....	14 No. &	350	.....	350
	Queensland ...	45	.....	45	.....	45 pkgs.	199	.....	199
	New Caledonia ...	7	.....	7	.....	7 „	105	.....	105
		66	.....	66	.....	66 No. & pkgs.	654	.....	654
... ...	Great Britain ...	.....	.....	.....	2	2 No. &	.....	13	13
	Victoria	.....	.....	.....	6	6 pkgs.	.....	30	30
	Queensland ...	16	.....	16	16	32 „	170	107	277
	South Sea Islands ...	.....	.....	.....	3	3 „	.....	12	12
	New Caledonia ...	11	.....	11	7	18 „	70	57	127
		27	.....	27	34	61 No. & pkgs.	240	219	459
Sugar... Refined ...	New Zealand ...	15,988	.....	15,988	.....	15,988 cwt.	25,396	.....	25,396
	Queensland ...	4,915	.....	4,915	25½	4,940½ „	8,245	63	8,308
	South Sea Islands ...	130	.....	130	2¼	132¼ „	215	6	221
	New Caledonia ...	70	.....	70	263¼	333¼ „	117	708	825
	Fiji Islands ...	40	.....	40	.....	40 „	64	.....	64
		21,143	.....	21,143	291	21,434 cwt.	34,037	777	34,814
Unrefined...	Victoria	.....	.....	.....	1,616¼	1,616¼ cwt.	.....	2,327	2,327
	Tasmania	.....	.....	.....	729¼	729¼ „	.....	1,129	1,129
	New Zealand ...	.....	.....	.....	1,411¾	1,411¾ „	.....	2,090	2,090
	Queensland ...	.....	.....	.....	4,175¼	4,175¼ „	.....	6,536	6,536
	South Sea Islands ...	.....	.....	.....	1,169¼	1,169¼ „	.....	1,813	1,813
	New Caledonia ...	.....	.....	.....	488¼	488¼ „	.....	691	691
	Fiji Islands ...	.....	.....	.....	94	94 „	.....	142	142
		.....	.....	.....	9,684	9,684 cwt.	.....	14,728	14,728
Sulphur	Queensland ...	.....	.....	.....	27	27 cwt.	.....	25	25
Sundries	Great Britain ...	104	.....	104	179	283 pkgs.	1,026	1,413	2,439
	Victoria	297	.....	297	273	570 „	1,726	1,889	3,615
	Tasmania	24	.....	24	17	41 „	24	71	95
	New Zealand ...	118	.....	118	270	388 „	590	494	1,084
	Queensland ...	1,228	.....	1,228	1,209	2,437 „	2,069	6,172	8,241
	South Sea Islands ...	360	3	363	270	633 „	432	630	1,062
	New Caledonia ...	67	.....	67	331	398 „	315	1,070	1,385
	Point de Galle ...	.....	.....	.....	4	4 „	.....	95	95
	Hong Kong ...	202	.....	202	121	323 „	21	114	135
	United States ...	8	.....	8	9	17 „	49	815	864
	Singapore	.....	.....	.....	1	1 „	.....	10	10
	Fiji	2	.....	2	11	13 „	11	57	68
		2,410	3	2,413	2,695	5,108 pkgs.	6,263	12,830	19,093
Tallow...	Great Britain ...	60,650½	.....	60,650½	7,715½	68,366 cwt.	95,381	13,550	108,931
	Victoria	556	.....	556	260	816 „	822	390	1,212
	Tasmania	526	.....	526	.....	526 „	825	.....	825
	Hong Kong ...	328	.....	328	60	388 „	541	100	641
	United States ...	400	.....	400	.....	400 „	700	.....	700
	Mauritius	.....	80	80	.....	80 „	116	.....	116
	Manila	180	.....	180	.....	180 „	270	.....	270
	Singapore	488	.....	488	.....	488 „	774	.....	774
	Bombay	30	.....	30	.....	30 „	45	.....	45
	China	110	.....	110	.....	110 „	175	.....	175
		63,268½	80	63,348½	8,035½	71,384 cwt.	99,649	14,040	113,689
Tarpaulins	Queensland ...	3	.....	3	6	9 pkgs.	16	110	126
	New Caledonia ...	.....	.....	.....	1	1 „	.....	24	24
		3	.....	3	7	10 pkgs.	16	134	150

EXPORTS SEAWARD—*continued.*

Articles.	Countries to which Exported.	Quantities.					Value in Sterling.		
		Produce and Manufactures of the Colony.			British, Foreign, and other Colonial Produce and Manufactures.	Total.	Produce and Manufactures of the Colony.	British, Foreign, and other Colonial Produce and Manufactures.	Total.
		In British Vessels.	In Foreign Vessels.	Total.					
							£	£	£
Tanks (Iron) ...	Victoria	.....	.....	.....	5	5 No.	.....	20	20
	Queensland ...	.....	.....	.....	113	113 „	.....	508	508
	South Sea Islands ..	.....	.....	.....	18	18 „	.....	90	90
	New Caledonia ...	.....	.....	.....	15	15 „	.....	61	61
	Hong Kong ...	.....	.....	.....	5	5 „	.....	24	24
	Calcutta	.....	.....	.....	109	109 „	.....	422	422
		.....	.....	.....	265	265 No.	.....	1,125	1,125
Tea...	Great Britain ...	.....	.....	.....	279	279 lbs.	.....	23	23
	Victoria	.....	.....	.....	52,886	52,886 „	.....	3,469	3,469
	Tasmania	.....	.....	.....	6,647	6,647 „	.....	545	545
	New Zealand ...	.....	.....	.....	100,260	100,260 „	.....	6,539	6,539
	Queensland ...	.....	.....	.....	537,864	537,864 „	.....	38,210	38,210
	South Sea Islands ...	.....	.....	.....	21,966	21,966 „	.....	1,709	1,709
	New Caledonia ...	.....	.....	.....	11,854	11,854 „	.....	909	909
	Fiji Islands ...	.....	.....	.....	3,513	3,513 „	.....	284	284
		.....	.....	.....	735,269	735,269 lbs.	.....	51,688	51,688
Timber— Cedar (Hewn and Sawn) ...	Victoria	3,096,855	.....	3,096,855	.....	3,096,855 feet	20,018	.....	20,018
	South Australia ...	260,000	.....	260,000	.....	260,000 „	2,600	.....	2,600
	Tasmania	30,800	.....	30,800	.....	30,800 „	295	.....	295
	New Zealand ...	51,582	.....	51,582	.....	51,582 „	799	.....	799
	Queensland ...	228,386	.....	228,386	.....	228,386 „	1,017	.....	1,017
	South Sea Islands ...	6,000	.....	6,000	.....	6,000 „	60	.....	60
	New Caledonia ...	2,000	.....	2,000	.....	2,000 „	10	.....	10
		3,675,623	.....	3,675,623	.....	3,675,623 feet	24,799	.....	24,799
Hardwood (Hewn and Sawn) ...	Victoria	188,242	.....	188,242	.....	188,242 feet	1,186	.....	1,186
	South Australia ...	2,600	.....	2,600	.....	2,600 „	30	.....	30
	Tasmania	.....	.....	.....	20,008	20,008 „	.....	200	200
	New Zealand ...	868,881	.....	868,881	.....	868,881 „	9,005	.....	9,005
	Queensland ...	114,599	.....	114,599	5,862	120,461 „	608	35	643
	South Sea Islands ...	146,610	25,980	172,590	28,132	200,722 „	1,959	260	2,219
	New Caledonia ...	79,278	.....	79,278	73,954	153,232 „	842	793	1,635
	Hong Kong ...	500	.....	500	.....	500 „	10	.....	10
	China	550	.....	550	.....	550 „	9	.....	9
	Fiji	4,000	.....	4,000	.....	4,000 „	60	.....	60
		1,405,260	25,980	1,431,240	127,956	1,559,196 feet	13,709	1,288	14,997
Pine (Hewn and Sawn) ...	Victoria	135,000	.....	135,000	.....	135,000 feet	169	.....	169
	Queensland ...	37,000	.....	37,000	.....	37,000 „	185	.....	185
	New Caledonia ...	82,925	.....	82,925	.....	82,925 „	452	.....	452
		254,925	.....	254,925	.....	254,925 feet	806	.....	806
Spokes & Felloes	Victoria	96,172	.....	96,172	.....	96,172 No.	725	.....	725
	South Australia ...	146,065	.....	146,065	.....	146,065 „	1,829	.....	1,829
	New Zealand ...	135,665	.....	135,665	.....	135,665 „	2,745	.....	2,745
	Queensland ...	6,350	.....	6,350	.....	6,350 „	35	.....	35
	New Caledonia ...	400	.....	400	.....	400 „	15	.....	15
		384,652	.....	384,652	.....	384,652 No.	5,349	.....	5,349
Sleepers & Posts..	New Zealand ...	21	.....	21	.....	21 No.	3	.....	3
	Fiji Islands ...	200	.....	200	.....	200 „	12	.....	12
		221	.....	221	.....	221 No.	15	.....	15
Piles, &c. ...	Great Britain ...	444	.....	444	.....	444 No.	1,183	.....	1,183
	New Zealand ...	1,906	.....	1,906	.....	1,906 „	5,577	.....	5,577
		2,350	.....	2,350	.....	2,350 No.	6,760	.....	6,760
Stocks and Naves	South Australia ...	190	.....	190	.....	190 pairs	60	.....	60
	New Zealand ...	2,071	.....	2,071	.....	2,071 „	584	.....	584
	Queensland ...	56	.....	56	.....	56 „	44	.....	44
		2,317	.....	2,317	.....	2,317 pairs	688	.....	688
Palings	Queensland ...	40,300	.....	40,300	55,600	95,900 No.	285	380	665
	South Sea Islands ...	5,600	2,400	8,000	.....	8,000 „	48	.....	48
	New Caledonia ...	6,000	.....	6,000	25,000	31,000 „	51	200	251
	Fiji Islands ...	650	.....	650	.....	650 „	6	.....	6
		52,550	2,400	54,950	80,600	135,550 No.	390	580	970

EXPORTS SEAWARD—*continued.*

Articles.	Countries to which Exported.	Quantities.					Value in Sterling.		
		Produce and Manufactures of the Colony.			British, Foreign, and other Colonial Produce and Manufactures.	Total.	Produce and Manufactures of the Colony.	British, Foreign, and other Colonial Produce and Manufactures.	Total.
		In British Vessels.	In Foreign Vessels.	Total.					
							£	£	£
Timber—*continued.* Laths	Victoria	.....	.....	.....	212,700	212,700 No.	.....	202	202
	Queensland ...	61,500	.....	61,500	.....	61,500 „	73	.....	73
		61,500	.....	61,500	212,700	274,200 No.	73	202	275
Shingles... ...	South Sea Islands ...	.....	240	240	.....	240 bndls.	36	.....	36
	New Caledonia ...	.....	400	400	.....	400 „	50	.....	50
		.....	640	640	.....	640 bndls.	86	.....	86
Treenails... ...	Great Britain ...	33,313	.....	33,313	.....	33,313 No.	141	.....	141
	New Zealand ...	3,168	.....	3,168	.....	3,168 „	15	.....	15
	Hong Kong ...	2,000	.....	2,000	.....	2,000 „	10	.....	10
		38,481	.....	38,481	.....	38,481 No.	166	.....	166
Sandalwood ...	Hong Kong ...	.....	.....	.....	318	318 cwt.	.....	215	215
Tin-plate ...	Great Britain ...	.....	.....	.....	13	13 pkgs.	.....	26	26
	Victoria	.....	.....	.....	14	14 „	.....	28	28
	Tasmania	.....	.....	.....	12	12 „	.....	26	26
	New Zealand ...	.....	.....	.....	61	61 „	.....	195	195
	Queensland	.....	.....	.....	1,034	1,034 „	.....	2,712	2,712
	New Caledonia ...	.....	.....	.....	28	28 „	.....	47	47
		.....	.....	.....	1,162	1,162 pkgs.	.....	3,034	3,034
Tinware	Victoria	.....	.....	.....	2	2 pkgs.	.....	12	12
	New Zealand ...	.....	.....	.....	7	7 „	.....	88	88
	Queensland... ...	13	.....	13	46	59 „	92	386	478
	South Sea Islands ...	1	.....	1	6	7 „	3	51	54
	New Caledonia ...	7	.....	7	3	10 „	41	24	65
	Fiji Islands... ...	.....	.....	.....	1	1 „	.....	3	3
		21	.....	21	65	86 pkgs.	136	564	700
Tin Ore	Great Britain ...	15,683	.....	15,683	2,982	18,665 cwt.	51,321	9,545	60,866
	Victoria	679	.....	679	100	779 „	1,812	250	2,062
		16,362	.....	16,362	3,082	19,444 cwt.	53,133	9,795	62,928
Tin (Ingots)... ...	Great Britain ...	52,401¾	.....	52,401¾	16,309	68,710¾ cwt.	235,134	74,414	309,548
	Victoria	21,960	.....	21,960	3,548	25,508 „	98,358	15,446	113,804
	South Australia ...	5,340	.....	5,340	.....	5,340 „	22,375	.....	22,375
	Tasmania	115¾	.....	115¾	.....	115¾ „	506	.....	506
	New Zealand ...	75½	.....	75½	11	86½ „	415	69	484
	Queensland ...	228	.....	228	.....	228 „	1,107	.....	1,107
	United States ...	1,715¾	187	1,902¾	.....	1,902¾ „	8,292	.....	8,292
	Singapore	½	.....	½	.....	½ „	2	.....	2
		81,837¼	187	82,024¼	19,868	101,892¼ cwt.	366,189	89,929	456,118
Tin (Stone)	Great Britain ...	1,080	.....	1,080	.....	1,080 cwt.	1,120	.....	1,120
Tobacco. Manufactured ...	Great Britain ...	.....	.....	.....	4,281	4,281 lbs.	.....	303	303
	Victoria	.....	.....	.....	9,348	9,348 „	.....	538	538
	New Zealand ...	.....	.....	.....	43	43 „	.....	3	3
	Queensland ...	200	.....	200	227,065	227,265 „	10	14,559	14,569
	South Sea Islands ...	1,800	.....	1,800	64,012	65,812 „	90	3,572	3,662
	New Caledonia ...	.....	.....	.....	37,191	37,191 „	.....	2,109	2,109
	Hong Kong ...	.....	.....	.....	8,517	*8,517 „	.....	215	215
	Mauritius	.....	.....	.....	15,274	15,274 „	.....	765	765
	Singapore	.....	.....	.....	15,351	*15,351 „	.....	384	384
	Dalagoa Bay ...	.....	.....	.....	215	215 „	.....	21	21
	Japan	.....	.....	.....	165	165 „	.....	16	16
	China	.....	.....	.....	195	195 „	.....	10	10
	Fiji Islands ...	.....	.....	.....	5,270	5,270 „	.....	320	320
		2,000	.....	2,000	386,927	388,927 lbs.	100	22,815	22,915
Unmanufactured	Queensland ...	.....	.....	.....	119	119 lbs.	.....	8	8
	United States ...	.....	.....	.....	4,489	†4,489 „	.....	183	183
		.....	.....	.....	4,608	4,608 lbs.	.....	191	191

* Very inferior. † Inferior.

EXPORTS SEAWARD—*continued.*

Articles.	Countries to which Exported.	Quantities.					Value in Sterling.		
		Produce and Manufactures of the Colony.			British, Foreign, and other Colonial Produce and Manufactures.	Total.	Produce and Manufactures of the Colony.	British, Foreign, and other Colonial Produce and Manufactures.	Total.
		In British Vessels.	In Foreign Vessels.	Total.					
							£	£	£
Tobacco—*continued* Cigars	Victoria	.....	.....	.....	6,706	6,706 lbs.	.....	2,836	2,836
	Tasmania	.....	.....	.....	539	539 „	.....	223	223
	New Zealand	.....	.....	.....	457	457 „	.....	169	169
	Queensland	.....	.....	.....	5,333	5,333 „	.....	2,580	2,580
	South Sea Islands	.....	.....	.....	542	542 „	.....	314	314
	New Caledonia	.....	.....	.....	2,374	2,374 „	.....	1,092	1,092
	Hong Kong	.....	.....	.....	598	598 „	.....	299	299
	Singapore	.....	.....	.....	1,693	1,693 „	.....	840	840
	Dalagoa Bay	.....	.....	.....	70	70 „	.....	40	40
	Japan	.....	.....	.....	85	85 „	.....	42	42
	China	.....	.....	.....	775	775 „	.....	310	310
	Fiji Islands	.....	.....	.....	44	44 „	.....	20	20
		.....	.....	.....	19,216	19,216 lbs.	.....	8,765	8,765
Snuff	Queensland	.....	.....	.....	80	80 lbs.	.....	14	14
	New Caledonia	.....	.....	.....	62	62 „	.....	12	12
		.....	.....	.....	142	142 lbs.	.....	26	26
Toys and Fancy Goods	Great Britain	.....	.....	.....	5	5 pkgs.	.....	245	245
	Victoria	.....	.....	.....	72	72 „	.....	1,712	1,712
	South Australia	.....	.....	.....	4	4 „	.....	111	111
	Tasmania	.....	.....	.....	18	18 „	.....	264	264
	New Zealand	.....	.....	.....	115	115 „	.....	2,740	2,740
	Queensland	.....	.....	.....	1,546	1,546 „	.....	23,672	23,672
	South Sea Islands	.....	.....	.....	69	69 „	.....	913	913
	New Caledonia	.....	.....	.....	53	53 „	.....	708	708
	Fiji Islands	.....	.....	.....	7	7 „	.....	153	153
		.....	.....	.....	1,889	1,889 pkgs.	.....	30,518	30,518
Turnery and Woodware	Great Britain	.....	.....	.....	2	2 pkgs.	.....	6	6
	Victoria	.....	.....	.....	8	8 „	.....	12	12
	New Zealand	.....	.....	.....	26	26 „	.....	44	44
	Queensland	21	.....	21	641	662 „	60	1,115	1,175
	South Sea Islands	153	202	355	37	392 „	1,039	72	1,111
	New Caledonia	87	.....	87	72	159 „	218	169	387
	Mauritius	1	.....	1	.....	1 „	5	.....	5
	Fiji Islands	122	.....	122	5	127 „	173	20	193
		384	202	586	791	1,377 pkgs.	1,495	1,438	2,933
Turpentine and Varnish	Victoria	.....	.....	.....	112	112 galls.	.....	59	59
	New Zealand	.....	.....	.....	200	200 „	.....	54	54
	Queensland	.....	.....	.....	1,477	1,477 „	.....	388	388
	South Sea Islands	.....	.....	.....	95	95 „	.....	32	32
	New Caledonia	.....	.....	.....	949	949 „	.....	276	276
	Fiji Islands	.....	.....	.....	8	8 „	.....	2	2
		.....	.....	.....	2,841	2,841 galls.	.....	811	811
Twine and Thread	Victoria	.....	.....	.....	3	3 pkgs.	.....	34	34
	Tasmania	.....	.....	.....	9	9 „	.....	30	30
	New Zealand	.....	.....	.....	1	1 „	.....	10	10
	Queensland	.....	.....	.....	87	87 „	.....	486	486
	South Sea Islands	.....	.....	.....	4	4 „	.....	25	25
	New Caledonia	.....	.....	.....	4	4 „	.....	18	18
		.....	.....	.....	108	108 pkgs.	.....	603	603
Umbrellas and Parasols	Queensland	.....	.....	.....	3	3 pkgs.	.....	63	63
	South Sea Islands	.....	.....	.....	2	2 „	.....	67	67
	New Caledonia	.....	.....	.....	5	5 „	.....	74	74
	Fiji Islands	.....	.....	.....	3	3 „	.....	59	59
		.....	.....	.....	13	13 pkgs.	.....	263	263
Vinegar	Tasmania	.....	.....	.....	1,568	1,568 galls.	.....	176	176
	New Zealand	.....	.....	.....	375	375 „	.....	45	45
	Queensland	.....	.....	.....	5,024	5,024 „	.....	548	548
	South Sea Islands	.....	.....	.....	682	682 „	.....	106	106
	Fiji Islands	.....	.....	.....	147	147 „	.....	16	16
		.....	.....	.....	7,796	7,796 galls.	.....	891	891
Whalebone	Great Britain	.....	.....	.....	5,825	5,825 lbs.	.....	402	402

EXPORTS SEAWARD—*continued.*

Articles.	Countries to which Exported.	Quantities.					Value in Sterling.		
		Produce and Manufactures of the Colony.			British, Foreign, and other Colonial Produce and Manufactures.	Total.	Produce and Manufactures of the Colony.	British, Foreign, and other Colonial Produce and Manufactures.	Total.
		In British Vessels.	In Foreign Vessels.	Total.					
							£	£	£
Whiting and Chalk ...	Victoria	.....	.....	.....	202	202 pkgs.	.....	114	114
	Queensland ...	.....	.....	.....	28	28 „	.....	23	23
	South Sea Islands ...	.....	.....	.....	2	2 „	.....	2	2
	New Caledonia ...	.....	.....	.....	16	16 „	.....	9	9
	Fiji Islands ...	.....	.....	.....	3	3 „	.....	2	2
		.....	.....	.....	251	251 pkgs.	.....	150	150
Wire	Victoria	.....	.....	.....	177	177 bndls.	.....	291	291
	New Zealand ...	.....	.....	.....	1	1 „	.....	4	4
	Queensland ...	.....	.....	.....	3,536	3,536 „	.....	9,967	9,967
	South Sea Islands ...	.....	.....	.....	13	13 „	.....	29	29
	New Caledonia ...	.....	.....	.....	362	362 „	.....	745	745
		.....	.....	.....	4,089	4,089 bndls.	.....	11,036	11,036
„ (Rope)	Victoria	.....	.....	.....	76	76 cwt.	.....	185	185
	New Zealand ...	.....	.....	.....	55	55 „	.....	150	150
	Queensland ...	.....	.....	.....	68	68 „	.....	171	171
		.....	.....	.....	199	199 cwt.	.....	506	506
Wine	Great Britain ...	1,064	.....	1,064	200	1,264 galls.	480	162	642
	Victoria	541	.....	541	5,933	6,474 „	209	2,814	3,023
	Tasmania	4	.....	4	206	210 „	3	85	88
	New Zealand ...	522	.....	522	3,141	3,663 „	245	1,334	1,579
	Queensland ...	2,497	.....	2,497	38,005	40,502 „	1,402	16,708	18,110
	South Sea Islands ...	138	34	172	2,223	2,395 „	110	881	991
	New Caledonia ...	16	.....	16	3,146	3,162 „	10	675	685
	Hong Kong ...	264	91	355	90	445 „	176	25	201
	United States ...	50	.....	50	248	298 „	22	71	93
	Manila	100	.....	100	.....	100 „	70	.....	70
	Honolulu	20	.....	20	239	259 „	12	175	187
	Singapore	14	.....	14	199	213 „	7	138	145
	Calcutta	124	62	186	.....	186 „	60	.....	60
	China	.....	.....	.....	6	6 „	.....	3	3
	Java	308	.....	308	.....	308 „	132	.....	132
	Fiji Islands ...	50	.....	50	272	322 „	25	125	150
		5,712	187	5,899	53,908	59,807 galls.	2,963	23,196	26,159
Wool — Washed and Scoured ...	Great Britain ...	22013634	.....	22013634	4,779,283	26792917 lbs.	1,758,072	382,665	2,140,737
	Victoria	24,486	.....	24,486	.....	24,486 „	1,592	.....	1,592
	Queensland ...	.....	.....	.....	25	25 „	.....	2	2
		22038120	.....	22038120	4,779,308	26817428 lbs.	1,759,664	382,667	2,142,331
Wool — Greasy ...	Great Britain ...	12837400	.....	12837400	3,167,759	16005159 lbs.	621,563	147,529	769,092
	Victoria	28,000	.....	28,000	14,000	42,000 „	1,700	600	2,300
	United States ...	213,819	359,624	573,443	82,880	656,323 „	27,500	4,500	32,000
		13079219	359,624	13438843	3,264,639	16703482 lbs.	650,763	152,629	803,392
Woollens	Victoria	.....	.....	.....	1	1 pkg.	.....	42	42
	New Zealand ...	6	.....	6	1	7 pkgs.	412	5	417
	Queensland ...	2	.....	2	8	10 „	120	115	235
	South Sea Islands ...	.....	.....	.....	1	1 „	.....	11	11
	New Caledonia ...	.....	.....	.....	1	1 „	.....	63	63
	Fiji Islands ...	.....	.....	.....	1	1 „	.....	7	7
		8	.....	8	13	21 pkgs.	532	243	775
Woolpacks	Victoria	.....	.....	.....	170	170 pkgs.	.....	1,794	1,794
	Queensland ...	.....	.....	.....	222	222 „	.....	2,411	2,411
	South Sea Islands ...	.....	.....	.....	62	62 „	.....	730	730
	New Caledonia ...	.....	.....	.....	6	6 „	.....	62	62
	Honolulu	.....	.....	.....	2	2 „	.....	20	20
	Fiji Islands ...	.....	.....	.....	16	16 „	.....	173	173
		.....	.....	.....	478	478 pkgs.	.....	5,190	5,190
Zinc	New Zealand ...	.....	.....	.....	1	1 pkg.	.....	7	7
	Queensland ...	.....	.....	.....	33	33 pkgs.	.....	180	180
	South Sea Islands ...	.....	.....	.....	3	3 „	.....	23	23
	New Caledonia ...	.....	.....	.....	41	41 „	.....	241	241
	Fiji Islands ...	.....	.....	.....	2	2 „	.....	9	9
		.....	.....	.....	80	80 pkgs.	.....	460	460
„ (Spelter) ...	Calcutta	220	.....	220	.....	220 cwt.	220	.....	220
TOTAL VALUE OF EXPORTS ... £		.....	.....	.....	.....	.....	6,784,941	2,172,431	8,957,372

IMPORTS AND EXPORTS SEAWARD.

IMPORTS.

No. 39.—DECENNIAL RETURN of the Total Value of IMPORTS into the Colony, distinguishing the Countries from whence imported.

Year.	From Great Britain.	From British Colonies.							From South Sea Islands.	From Fisheries.	From United States of America.	From Foreign States.	General Total.
		Victoria.	South Australia.	Tasmania.	New Zealand.	Queensland.	Other British Possessions.	Total.					
	£	£	£	£	£	£	£	£	£	£	£	£	£
1865	4,349,371	1,195,265	478,744	85,913	1,185,154	774,357	552,361	4,271,794	29,194	11,934	239,096	1,027,206	9,928,595
1866	3,352,768	1,399,511	218,148	56,204	1,161,677	614,983	517,423	3,967,946	12,126	3,318	381,760	1,149,153	8,867,071
1867	2,203,462	1,107,762	322,124	82,689	1,068,264	644,458	300,689	3,525,986	8,768	4,790	127,939	728,859	6,599,804
1868	2,660,430	1,215,777	272,283	121,875	720,936	1,505,970	363,937	4,200,778	13,697	8,038	257,921	910,513	8,051,377
1869	3,544,285	494,855	412,593	87,069	300,016	1,473,008	459,541	3,227,082	15,547	1,574	154,855	757,400	7,700,743
1870	3,200,706	705,387	270,798	90,827	298,951	1,240,877	573,462	3,180,302	11,387	1,637	154,799	664,460	7,213,291
1871	3,252,617	1,206,604	589,727	107,002	881,501	1,596,231	518,750	4,899,815	75,806	11,794	126,372	614,815	8,981,219
1872	3,728,457	724,596	501,183	103,018	326,369	1,786,544	589,677	4,031,387	162,361	18,304	114,682	531,839	8,587,030
1873	5,137,139	624,365	566,357	128,770	198,368	1,861,896	846,865	4,226,621	145,124	15,377	181,250	757,612	10463123
1874	4,888,725	896,976	574,421	145,865	233,981	2,213,575	901,623	4,966,441	114,188	2,897	233,845	630,824	10836920

EXPORTS.

No. 40.—DECENNIAL RETURN of the Total Value of EXPORTS from the Colony, distinguishing the Countries to which exported.

Year.	To Great Britain.	To British Colonies.							To South Sea Islands.	To Fisheries.	To United States of America.	To Foreign States.	General Total.
		Victoria.	South Australia	Tasmania.	New Zealand.	Queensland.	Other British Possessions.	Total.					
	£	£	£	£	£	£	£	£	£	£	£	£	£
1865	3,319,628	1,237,068	59,414	30,732	840,345	1,388,301	1,117,348	4,673,208	77,670	.....	22,227	98,437	8,191,170
1866	3,162,615	1,476,635	50,242	52,529	584,809	1,172,836	1,727,362	5,064,413	72,091	495	29,760	182,840	8,512,214
1867	3,111,108	1,451,211	37,973	38,453	332,601	868,235	864,565	3,593,038	61,029	.....	17,270	98,270	6,880,715
1868	3,486,960	1,098,891	33,014	27,281	485,588	1,014,366	807,089	3,466,229	60,603	.....	23,332	155,780	7,192,904
1869	3,267,019	725,404	31,139	21,523	319,855	778,389	2,125,374	4,001,684	102,053	363	52,439	154,166	7,577,724
1870	2,492,640	771,704	24,822	26,555	197,025	639,761	1,397,368	3,057,235	131,918	.....	38,817	132,155	5,852,765
1871	4,378,281	1,549,845	65,914	23,049	285,463	692,590	431,675	3,048,536	109,961	.....	106,736	141,252	7,784,766
1872	4,926,728	734,569	137,682	54,993	228,930	1,010,259	538,107	2,704,540	106,547	.....	118,749	149,007	8,005,571
1873	6,657,559	608,847	174,340	36,044	279,153	807,451	325,940	2,231,775	88,458	.....	74,799	262,566	9,315,157
1874	5,737,066	801,979	157,724	52,127	273,910	1,010,255	413,997	2,709,992	85,067	.....	165,093	260,154	8,957,372

EXPORTS.

No. 41.—DECENNIAL RETURN of the Total Value of Articles EXPORTED, the Produce or Manufacture of New South Wales, &c., &c., &c.

Year.	Articles the Produce or Manufacture of New South Wales.	Articles the Produce or Manufacture of other Countries.	Total.
	£	£	£
1865	5,577,434	2,613,736	8,191,170
1866	6,057,585	2,454,629	8,512,214
1867	4,834,505	2,046,210	6,880,715
1868	4,878,344	2,314,560	7,192,904
1869	5,519,859	2,057,865	7,577,724
1870	4,165,304	1,687,461	5,852,765
1871	5,757,574	2,027,192	7,784,766
1872	5,601,982	2,403,589	8,005,571
1873	6,870,433	2,444,724	9,315,157
1874	6,784,941	2,172,431	8,957,372

NOTE.—The above and following Returns are exclusive of the Traffic Overland.

IMPORTS AND EXPORTS SEAWARD—*continued.*

IMPORT OF GRAIN, &c.

No. 42.—DECENNIAL RETURN of the Quantity and Value of GRAIN, &c., Imported into the Colony.

Year.	Wheat.	Maize.	Barley, Oats, Malt, and Hops.	Flour and Bread.	Rice.	Pollard, Bran, Gram, Dholl, and Sharps.	Pease, Beans, and Rye.	Arrowroot, Sago, Pearl Barley, Oatmeal, and Maize Flour.	Potatoes and Yams.	Total.
	Bushels.	Bushels.		lbs.	lbs.				Tons.	£
1865	692,826	610	45,599 bush. 1,341 pckts.	48,644,000	5,747,840	103,213 bush.	664 brls.	2,832 cwt. 1,799 casks 813 cases	5,967½	943,773
1866	1,093,081	4,509	179,067 bush. 1,001 cwt.	59,664,000	6,216,963	24,353 „	1,699 „ 594 sacks 342 cases	3,830 cwt. 4,884 pkgs. 611 cases	9,904 2 pkgs.	1042341
1867	755,973	570 13 cases	71,167 bush. 1,176 cwt.	32,910,000	5,139,136	50,404 „	453 brls.	377 cwt. 2,102 casks 688 cases	11,134 1 pkg.	528,172
1868	609,011	.....	106,332 bush. 1,997½ cwt.	40,484,000	13,931,940	91,404 bush. 84 tons	30 brls. 681 bags.	1,225 cwt. 929 kegs 184 bags 3,671 casks 592 cases	16,042 37 pkgs.	802,592
1869	777,408	2,015	59,940 bush. 1,833½ cwt.	32,602,000	5,871,212	15,773 bush. 53 tons	977 brls. 296 bags	1,110 cwt. 2,625 casks 1,567 kegs 1,582 cases	9,775 20 pkgs.	574,522
1870	569,638	3,682	81,984 bush. 1,392 cwt.	38,790,000	5,320,575	19,498 bush. 75 tons	207 bags 874 brls.	4,815 casks 1,447 cases 1,169 kegs 1,535 cwt. 676 pkgs.	17,170	544,135
1871	1,041,496	5,598	77,614 bush. 2,707 cwt.	36,322,000	7,976,896	98,260 bush. 39 tons	1,146 brls. 1,447 bush.	973¼ cwt. 787 pkgs. 4,661 casks 1,266 bags 1,258 cases	15,081	709,225
1872	631,299	2,910	88,834 bush. 1,901 cwt.	33,627,000	7,220,928	55,400 bush.	374 brls. 280 bags	10,111 cwt. 1,764 cases	11,376	569,530
1873	818,845	1,500	89,195 bush. 3,040½ cwt.	34,394,108	11,158,728	27,348 „	1,093 brls. 192 bags	13,488 cwt. 2,316 cases	13,301	638,588
1874	740,019	567	195,167 bush. 2,527 cwt.	35,015,310	10,929,585	45,324 „	438 brls. 175 bags	12,413 cwt. 676 cases	13,996	726,272

EXPORT OF GRAIN, &c.—THE PRODUCE OF THE COLONY.

No. 43.—DECENNIAL RETURN of the Quantity and Value of GRAIN, &c., Exported from the Colony.

Year.	Wheat.	Maize.	Barley, Oats, and Malt.	Flour and Bread.	Corn Flour.	Potatoes.	Value.
	Bushels.	Bushels.	Bushels.	Pounds.	Packages.	Tons.	£
1865	694	1,109,392	20,096	7,536,816	.....	2,215	295,719
1866	14,115	894,974	20,950	875,600	.....	2,353	287,895
1867	67,333	691,741	5,282	6,124,384	.....	1,411	144,001
1868	1,943	1,146,913	17,616	7,341,500	.....	1,565	226,458
1869	1,668	1,096,373	22,127	5,034,800	.....	1,352½	235,398
1870	1,100	475,886	26,325	3,024,600	3,200	2,008¼	110,346
1871	8	741,567	6,640	1,216,700	3,193	1,170¼	126,957
1872	23	1,183,715	3,175	822,000	3,086	1,699¾	133,135
1873	3,088	1,294,122	17,714	1,291,200	3,128	1,786½	204,143
1874	687	1,025,182	28,508	2,124,800	2,544	1,832½	246,449

1874.—Exported also, in addition to the above, Foreign Grain, &c., to the value of £71 78.

IMPORTS AND EXPORTS SEAWARD—*continued.*

IMPORT OF BUTTER AND CHEESE.

No. 44.—DECENNIAL RETURN of the Quantity and Value of BUTTER and CHEESE Imported into the Colony.

Year.	Quantity.	Value.	Year.	Quantity.	Value.
	lbs.	£		lbs.	£
1865	315,616	13,564	1870	334,440	11,742
1866	382,256	14,533	1871	188,496	6,145
1867	347,424	8,364	1872	171,696	6,331
1868	352,688	11,233	1873	255,920	9,569
1869	205,184	6,611	1874	177,632	7,789

EXPORT OF BUTTER AND CHEESE—THE PRODUCE OF THE COLONY.

No. 45.—DECENNIAL RETURN of the Quantity and Value of BUTTER and CHEESE Exported from the Colony.

Year.	Quantity.	Value.	Year.	Quantity.	Value.
	lbs.	£		lbs.	£
1865	1,381,632	61,822	1870	1,409,072	41,546
1866	1,529,808	91,640	1871	1,593,760	40,003
1867	976,304	42,034	1872	937,328	25,950
1868	738,752	19,071	1873	975,156	30,949
1869	1,066,240	40,844	1874	985,488	36,382

1874.—Exported also, in addition to the above, Foreign Butter and Cheese to the value of £1,396.

IMPORT OF LIVE STOCK.

No. 46.—DECENNIAL RETURN of LIVE STOCK Imported into the Colony.

Year.	Description of Stock.					Value.	Year.	Description of Stock.					Value.
	Horses.	Horned Cattle.	Sheep.	Goats.	Hogs.			Horses.	Horned Cattle.	Sheep.	Goats.	Hogs.	
	No.	No.	No.	No.	No.	£		No.	No.	No.	No.	No.	£
1865	106	6	1,284	.....	119	15,094	1870	46	31	512	1	5	8,113
1866	135	1	239	2	4	15,056	1871	70	53	460	29	4	22,254
1867	152	2	2,110	.....	.....	7,428	1872	71	197	1,976	.....	6	31,420
1868	93	72	339	2	.....	11,219	1873	187	403	3,653	10	17	71,509
1869	80	284	812	.....	.....	28,570	1874	308	238	3,037	63	2	33,434

EXPORT OF LIVE STOCK—THE PRODUCE OF THE COLONY.

No. 47.—DECENNIAL RETURN of LIVE STOCK Exported from the Colony.

Year.	Description of Stock.					Value.	Year.	Description of Stock.					Value.
	Horses.	Horned Cattle.	Sheep.	Mules and Asses.	Hogs.			Horses.	Cattle.	Sheep.	Mules and Asses.	Hogs.	
	No.	No.	No.	No.	No.	£		No.	No.	No.	No.	No.	£
1865	2,587	10,254	9,171	.....	2,652	113,203	1870	529	1,834	4,498	.....	7,990	35,211
1866	1,435	2,576	5,578	.....	1,573	48,968	1871	438	2,053	5,654	2	9,463	41,330
1867	909	5,192	7,781	.....	2,802	54,797	1872	964	1,312	3,867	.....	5,598	45,981
1868	1,001	4,334	7,989	.....	1,186	47,943	1873	1,249	3,623	4,780	1	5,450	81,854
1869	1,638	1,279	5,876	.....	3,486	41,399	1874	2,298	2,500	7,079	9	4,032	96,263

1874.—Exported also, in addition to the above, Foreign Live Stock to the value of £2,453.

IMPORTS AND EXPORTS SEAWARD—*continued.*

IMPORT OF SALT MEAT.

No. 48.—DECENNIAL RETURN of the Quantity and Value of SALT MEAT Imported into the Colony.

Year.	Beef, Pork, Bacon, Hams, &c.	Preserved Meats.	Value.	Year.	Beef, Pork, Bacon, Hams, &c.	Preserved Meats.	Value.
	Quantity.	Quantity.	£		Quantity.	Quantity.	£
1865	5,255 cwt.	315 cases	18,792	1871	2,201 cwt. 175 casks	11,755 cases	55,646
1866	8,615 „	197 „	27,123				
1867	4,216 „	145 „	13,092	1872	1,803 cwt. 27 cases	9,961 „	24,580
1868	3,631 „ 70 casks	17 pkgs.	13,351	1873	2,394 cwt.	15,638 „	44,657
1869	3,563 cwt.	1,174 cases	24,600	1874	2,164 „	18,149 „	54,220
1870	4,022 „	2,574 „	18,022				

1874.—Imported also, 9,362 packages Preserved Provisions; stated value, £15,669.

EXPORT OF SALT MEAT—THE PRODUCE OF THE COLONY.

No. 49.—DECENNIAL RETURN of the Quantity and Value of SALT MEAT Exported from the Colony.

Year.	Beef, Pork, and Mutton.	Bacon and Hams.	Tongues.	Preserved Meats.	Value.
	Quantity.	Quantity.	Quantity.	Quantity.	£
	cwt.	cwt.	cwt.	Packages.	
1865	23,332	3,409	109	182	35,659
1866	29,044	1,339	9	160	36,757
1867	7,042	566	346	5,697	27,881
1868	8,908	588	105	7,876	35,635
1869	6,594	1,022	5	10,059	47,002
1870	9,471	389½	153	13,833	63,869
1871	10,095	479	190	47,870	133,266
1872	10,803	935	165	58,021	136,569
1873	8,316½	932½	114	54,217	120,222
1874	7,754	1,290¼	25	49,817	107,335

1874.—Exported, in addition to the above, Foreign Salt Meat to the value of £39,028.

N.B.—Imported in 1874, in addition to the Quantities of Provisions, &c., stated in the foregoing Decennial Tables, 1,501 packages Chinese Provisions, unclassified; stated value, £854.

IMPORT OF HIDES AND LEATHER.

No. 50.—DECENNIAL RETURN of the Quantity and Value of HIDES and LEATHER Imported into the Colony.

Year.	Hides.				Leather.		Value.
	Horned Cattle.	Sheep and Goat.	Kangaroo and Opossum.	All other.	Manufactured (Boots and Shoes).	Unmanufactured.	
	Quantity.	Quantity. Bundles.	Quantity.	Quantity.	Quantity. Trunks.	Packages.	£
1865	30,103 No.	2,250	12 cases	255 pkgs.	20,553	204	422,288
1866	37,713 „	1,896	35 „	88 „	11,378	195	194,365
1867	31,369 „	2,256	97 „	77 „	7,183	314	154,418
1868	40,345 „	5,334	46 „	36 „	13,881	503	262,942
1869	28,493 „	6,083	79 „	43 „	11,618	473	219,984
1870	36,958 No. & 61 cases	4,136	102 „	4 „	9,606	394	184,403
1871	46,886 „ & 86 „	4,860	164 „	3 „	11,936	480	259,002
1872	46,911 No.	2,393	188 „	330 No. 5 cases	10,203	397	245,077
1873	34,264 „	3,737	438 pkgs.	601 No. 10 pkgs. 24 cases	13,311	626	287,483
1874	49,573 „	3,270	187 „	1,128 No. 11 cases	15,141	670	334,718

IMPORTS AND EXPORTS SEAWARD—*continued.*

EXPORT OF HIDES AND LEATHER—THE PRODUCE OF THE COLONY.

No. 51.—DECENNIAL RETURN of the Quantity and Value of HIDES and LEATHER Exported from the Colony.

Year.	Hides.				Leather.		Value.
	Horned Cattle.	Kangaroo.	Sheep and Goat.	All other.	Manufactured (Boots and Shoes).	Unmanufactured.	
	Quantity. No.	Quantity.	Quantity. pkgs.	Quantity.	Quantity. pkgs.	Quantity. pkgs.	£
1865	128,983	.....	187	21 pkgs.	244	1,206	98,110
1866	137,055	.....	489	72 „	480	863	113,045
1867	95,752	.....	162	35 „	1,074	1,208	105,487
1868	63,649	.....	231	765 „	1,255	1,947	105,995
1869	53,497	....	541	24 „	1,108	2,855	113,922
1870	45,256	....	401	1,193 No.	1,372	3,001	120,971
1871	47,300	.....	389	3,191 „ 4 pkgs.	1,437	4,153	177,262
1872	50,463	.....	667	14,804 No. 9 pkgs.	2,025	5,794	239,769
1873	35,235	13 pkgs.	212	1,748 No. & pkgs.	1,663	4,379	179,369
1874	42,185	.....	132	3,810 No. & pkgs.	1,665	3,890	192,688

1874.—Exported also Foreign Hides and Leather to the value of £26,362.

1874.—Exported, in addition to the above, the produce of the Colony, 612 pkgs. of Saddlery; estimated value, £12,263.

EXPORT OF WOOL—THE PRODUCE OF THE COLONY.

No. 52.—DECENNIAL RETURN of the Quantity and Value of WOOL Exported from the Colony.

Year.	Seaward.			Overland.		Total.	
	Quantity.		Value.	Quantity.	Value.	Quantity.	Value.
		lbs.	£	lbs.	£	lbs.	£
1865		18,764,482	1,624,114	11,094,309	659,446	29,858,791	2,283,560
1866		21,663,634	1,856,280	15,317,051	974,068	36,980,685	2,830,348
1867		21,708,902	1,711,322	.....*	.....*	21,708,902	1,711,322
1868		25,721,632	1,879,751	.....*	.....*	25,721,632	1,879,751
1869		29,938,837	1,762,912	21,330,835	1,399,610	51,269,672	3,162,522
1870		25,757,300	1,412,925	21,683,310	1,328,216	47,440,610	2,741,141
1871		38,417,902	2,297,252	27,194,051	2,450,908	65,611,953	4,748,160
1872		29,618,833	1,979,501	20,614,620	1,363,399	50,233,453	3,342,900
1873	Washed & scoured	21,731,877	1,701,347	†125,680	†9,426	31,606,846	2,201,910
	Greasy	9,749,289	490,837				
1874	Washed & scoured	22,038,120	1,759,664	39,679,961	2,599,698	75,156,924	5,010,125
	Greasy	13,438,843	650,763				

* No record kept of the Overland Traffic in these years.

† Exported into Queensland by Drays. No returns have been prepared of the Traffic across and *viâ* the River Murray.

1874.—Exported also, in addition to the above, 8,043,947 lbs. of Foreign Wool, of the value of £535,296.

EXPORT OF TALLOW—THE PRODUCE OF THE COLONY.

No. 53.—DECENNIAL RETURN of the Quantity and Value of TALLOW Exported from the Colony.

Year.	Quantity.	Value.	Year.	Quantity.	Value.
	cwt.	£		cwt.	£
1865	75,810	122,270	1870	134,262	223,787
1866	27,726	51,826	1871	150,452	245,727
1867	37,211	63,648	1872	105,233	176,798
1868	93,901	144,377	1873	66,504	106,138
1869	96,667	167,536	1874	63,348½	99,649

1874.—Exported also, in addition to the above, 8,035½ cwt. of Foreign Tallow, to the value of £14,040.

IMPORTS AND EXPORTS SEAWARD—*continued.*

IMPORT OF TIMBER.

No. 54.—DECENNIAL RETURN of the Quantity and Value of TIMBER Imported into the Colony.

Year.	Deals and Battens.	Pine, &c.	Wrought.	Shingles.	Laths.	Palings.	Sandal-wood.	Value.
	Quantity.	Quantity.	Quantity.	No.	No.	No.	Tons.	£
1865	19,423 No. 67,056 feet	6,380,160 feet 211 spars	.....	1,662,000	29,000	685,901	1	71,815
1866	49,652 No.	4,899,750 feet 119 spars	.....	1,114,700	58,000	431,457	2	23,027
1867	68,265 feet 5,577 No.	4,883,488 feet 174 spars	.....	442,300	20,000 2,477 bndls.	601,125	7	24,094
1868	55,433 No.	4,374,672 feet 386 spars	.....	598,600	40,000	836,463	64	28,759
1869	47,689 No. 144 bds.	7,175,425 feet 247 spars	.....	411,700	276,800	745,805	2	41,133
1870	21,680 No.	5,676,548 feet 188 spars	.....	94,000	78,604	693,781	11	29,953
1871	23,330 No.	5,799,134 feet 210 spars	.....	94,000	70 bndls.	648,454	10	34,712
1872	14,652 No.	4,687,697 feet 9 spars	.....	.....	38,000 No.	780,450	17	30,888
1873	37,834 No.	7,208,469 feet 189 spars	.....	506,000	4,587 bndls.	804,415	26	54,572
1874	16,586 No.	9,290,978 feet 59 spars	.....	685,200	72,040 No.	849,995	32	87,723

EXPORT OF TIMBER—THE PRODUCE OF THE COLONY.

No. 55.—DECENNIAL RETURN of the Quantity and Value of TIMBER Exported from the Colony.

Year.	Cedar.	Hardwood, &c.	Wrought.	Shingles.	Laths.	Palings.	Treenails and Spokes, &c.	Value.
	Quantity. Feet.	Quantity.	Quantity.	Bundles.	Bundles.	No.	No.	£
1865	595,889	2,979,528 feet 118 spars 990 pairs stocks and naves	.....	144,262	763	66,675	442,504	36,105
1866	1,781,613	728,853 feet 602 pairs stocks and naves 500 posts and rails 69 spars	2 houses	3,930	3	59,335	252,244	25,315
1867	2,066,463	562,624 feet 528 pairs stocks and naves 600 posts and rails 282 spars	.....	2,755	1,135	33,846	100,061	17,541
1868	1,070,775	275,324 feet 693 pairs stocks and naves	.....	8,273	.....	38,500	199,622	12,707
1869	2,239,831	1,153,429 feet 1,043 pairs stocks and naves 435 posts and rails	3 houses	6,564	240	34,400	254,895	23,159
1870	2,453,306	694,825 feet 665 pairs stocks and naves 513 sleepers 142 piles	4 „	.....	4,000	30,628	209,335	22,037
1871	2,869,465	1,238,933 feet 1,302 pairs stocks and naves 143 sleepers 1,080 piles	2 „	1,290	633	22,201	285,674	28,455
1872	3,290,265	1,350,885 feet 1,625 pairs stocks and naves 466 sleepers 712 piles	2 „	4,494	952 No.	17,800	229,316	36,367
1873	4,005,754	2,218,186 feet 1,915 pairs stocks and naves 53 sleepers 2,291 piles	6 „	7,305	1,650 No. &pkgs.	34,530	220,198	54,999
1874	3,675,623	1,686,165 feet 2,317 pairs stocks and naves 221 sleepers 2,350 piles	14 „	640	61,500 No.	54,950	423,133	54,131

1874.—Exported also, in addition to the above, Foreign Timber to the Value of £2,070.

EXPORTS SEAWARD—*continued.*

EXPORT OF COAL—THE PRODUCE OF THE COLONY.

No. 56.—DECENNIAL RETURN of the Quantity and Value of Coal Exported from the Colony.

Year.	Quantity.	Value.	Year.	Quantity.	Value.
	Tons.	£		Tons.	£
1865	382,968	214,158	1870	578,389	267,681
1866	540,905	300,588	1871	565,429	256,690
1867	473,357	253,259	1872	669,110	307,861
1868	548,036	292,201	1873	773,079	526,089
1869	595,553	298,195	1874	872,980	632,247

EXPORT OF GOLD AND COIN—THE PRODUCE OF THE COLONY.

No. 57.—DECENNIAL RETURN of the Quantity of Gold and Coin Exported from the Colony.

Year.	Gold.		Coin. (Sovereigns and Half-sovereigns.)		Total Value.
	Quantity.	Value.	Boxes.	Value.	
	ozs. dwts. grs.	£		£	£
1865	86,174 15 0	325,642	507	2,322,026	2,647,668
1866	29,400 7 0	112,433	624	2,812,458	2,924,891
1867	32,486 4 0	129,619	445	2,040,546	2,170,165
1868	32,862 3 0	125,293	400	1,770,636	1,895,929
1869	81,173 16 0	309,053	491	2,180,092	2,489,145
1870	102,667 10 0	386,930	286	1,198,806	1,585,736
1871	93,353 1 12	353,356	391	1,721,581	2,074,937
1872	117,943 16 12	454,468	385	1,655,831	2,110,299
1873	114,352 7 6	443,429	480	2,146,716	2,590,145
1874	40,371 1 6	154,949	397	1,719,888	1,874,837

Note.—This Return includes the Gold received at the Mint from other Colonies, and converted into Bars and Coin. (See Mint Return.)

GOLD AND COIN EXPORTED.

No. 58.—RETURN showing the Total Quantity and Value of Gold Dust, Bars, and Coin, Exported from the Colony in the Year 1874, and the Countries to which the same have been sent.

	Quantity.	Value.	Countries.		Quantity.	Value.	Countries.
	ozs. dwts. grs.	£			Boxes.	£	
Gold	45,076 11 12	172,104	Great Britain.	Coin	289	1,395,613	Great Britain.
					12	45,332	Queensland.
					4	20,000	New Zealand.
	5,844 14 6	22,030	Victoria.		12	60,000	Victoria.
					4	3,100	South Sea Islands.
					15	65,326	Point de Galle.
	819 3 0	3,182	United States.		37	44,421	Hong Kong.
					14	70,000	Mauritius.
					1	300	Calcutta.
	3,740 5 0	13,661	Hong Kong.		5	13,096	Java.
					1	1,000	Singapore.
					1	200	New Caledonia.
	2,750 19 6	11,217	Calcutta.		2	1,500	United States.
Total ...	58,231 13 0	*222,194		Total ...	397	†1,719,888	

* Gold £222,194
† Coin 1,719,888

Total Value... ... £2,142,082

WHALE FISHERIES.

No. 59.—DECENNIAL RETURN of the SHIPS and VESSELS engaged in the FISHERIES that have visited Port Jackson, distinguishing those that are Colonial, British, or Foreign, with the Tonnage of each description, and Estimated Value of the Cargoes disposed of by the last-mentioned class, for payment for Repairs, Refitting, and Refreshment.

Year.	Description of Vessels.						Description and Value of Cargo disposed of by Foreign Ships.			
	Colonial.		British.		Foreign.		Sperm Oil.	Black Oil.	Whalebone.	Value.
	No.	Tonnage.	No.	Tonnage.	No.	Tonnage.	Tuns.	Tuns.	Cwt.	£
1865	2	318	.....	.....	1	351	125	.....	.....	6,840
1866	3	704	.....	.....	.....	.....	.....	.....	.....	.....
1867	5	919	.....	.....	.....	.....	.....	.....	.....	.....
1868	2	564	.....	.....	1	297	.....	.....	.....	.....
1869	4	1,071	.....	.....	1	224	.....	.....	.....	.....
1870	7	1,752	.....	.....	.....	.....	.....	.....	.....	.....
1871	5	1,461	.....	.....	.....	.....	.....	.....	.....	.....
1872	9	2,220	.....	.....	2	527	.....	.....	.....	.....
1873	9	2,602	.....	.....	1	357	.....	.....	.....	.....
1874	1	219	.....	.....	.....	.....	.....	.....	.....	.....

FISHERIES.

No. 60.—DECENNIAL RETURN of FISHERIES, showing the Number of Vessels employed, and the Quantity of Oil, &c., obtained, and its Value.

Year.	Number of Ships employed.	Description of Fish, Quantity, and Value.								Value.
		Sperm Oil.		Black Oil.		Whalebone.		Tortoiseshell.		
		Quantity.	Value.	Quantity.	Value.	Quantity.	Value.	Quantity.	Value.	
		Tuns.	£	Tuns.	£.	Tons cwt.	£	lbs.	£	£
1865	3	129	7,050	75	4,800	.....	.....	.....	.....	11,850
1866	3	.....	.....	60	2,000	.....	.....	.....	.....	2,000
1867	5	.....	.....	150	4,260	0 1	35	.....	.....	4,295
1868	3	500 galls.	130	225	6,794	.....	.....	.....	.....	6,924
1869	5	.....	.....	51	1,533	.....	.....	.....	.....	1,533
1870	7	.....	.....	141	3,737	0 1	7	4,244	1,977	5,721
1871	5	150 tuns	8,030	127	3,708	0 3½	10	2	1	11,749
1872	11	133 „	9,503	223	8,390	0 18	401	.....	.....	18,294
1873	10	148 „	9,280	163	4,305	5 5	1,700	.....	.....	15,285
1874	2	23 „	1,840	21	882	0 8	175	.....	.....	2,897

SHIPPING.

VESSELS INWARDS.

No. 61.—RETURN showing the NUMBER, TONNAGE, and CREWS of VESSELS ENTERED at PORTS in the Colony, in the Year 1874.

Countries whence arrived.	British.									Foreign.									Total.								
	With Cargoes.			In Ballast.			Total.			With Cargoes.			In Ballast.			Total.			With Cargoes.			In Ballast.			Total.		
	Vessels.	Tons.	Crews.	Vessels.	Tons.	Crews.	Vessels.	Tons.	Crews.	Vessels.	Tons.	Crews.	Vessels.	Tons.	Crews.	Vessels.	Tons.	Crews.	Vessels.	Tons.	Crews.	Vessels.	Tons.	Crews.	Vessels.	Tons.	Crews.
British Columbia	2	1305	31	...	.....	.....	2	1305	31	2	1397	27	...	.....	.....	2	1397	27	4	2702	58	...	.....	.....	4	2702	58
Brazil	1	1346	23	1	1132	20	2	2478	43	1	553	14	4	2706	61	5	3259	75	2	1899	37	5	3838	81	7	5737	118
Bourbon	...	.....	.....	1	466	12	1	466	12	1	458	12	...	.....	.....	1	458	12	1	458	12	1	466	12	2	924	24
China	27	15879	678	...	.....	.....	27	15879	678	4	1090	42	...	.....	.....	4	1090	42	31	16969	720	...	.....	.....	31	16969	720
Ceylon	1	211	10	...	.....	.....	1	211	10	...	.....	.....	...	.....	.....	...	.....	.....	1	211	10	...	.....	.....	1	211	10
Capetown	1	445	13	1	389	11	2	834	24	...	.....	.....	...	.....	.....	...	.....	.....	1	445	13	1	389	11	2	834	24
Fiji	14	5836	275	...	.....	.....	14	5836	275	...	.....	.....	...	.....	.....	...	.....	.....	14	5836	275	...	.....	.....	14	5836	275
France	2	586	17	...	.....	.....	2	586	17	2	789	24	...	.....	.....	2	789	24	4	1375	41	...	.....	.....	4	1375	41
Formosa	1	376	15	...	.....	.....	1	376	15	...	.....	.....	...	.....	.....	...	.....	.....	1	376	15	...	.....	.....	1	376	15
Great Britain	88	85414	2447	...	.....	.....	88	85414	2447	1	966	23	...	.....	.....	1	966	23	89	86380	2470	...	.....	.....	89	86380	2470
Germany	...	.....	.....	...	.....	.....	...	.....	.....	1	329	10	...	.....	.....	1	329	10	1	329	10	...	.....	.....	1	329	10
Honolulu	1	187	10	...	.....	.....	1	187	10	1	314	6	...	.....	.....	1	314	6	2	501	16	...	.....	.....	2	501	16
India	1	366	24	...	.....	.....	1	366	24	...	.....	.....	...	.....	.....	...	.....	.....	1	366	24	...	.....	.....	1	366	24
Java	2	823	33	...	.....	.....	2	823	33	3	1511	43	...	.....	.....	3	1511	43	5	2334	76	...	.....	.....	5	2334	76
Mauritius	9	3257	102	1	1292	29	10	4549	131	5	2910	64	2	818	26	7	3728	90	14	6167	166	3	2110	55	17	8277	221
Manila	1	593	14	...	.....	.....	1	593	14	1	272	9	...	.....	.....	1	272	9	2	865	23	...	.....	.....	2	865	23
New Zealand	134	69651	2693	244	103515	2928	378	173166	5621	6	2137	71	11	4937	113	17	7074	184	140	71788	2764	255	108452	3041	395	180240	5805
New Caledonia	41	12684	747	19	6204	209	60	18888	956	7	2462	106	11	3823	144	18	6285	250	48	15146	853	30	10027	353	78	25173	1206
Northern Territory (South Australia)	4	1549	117	1	501	35	5	2050	152	...	.....	.....	...	.....	.....	...	.....	.....	4	1549	117	1	501	35	5	2050	152
Philippine Islands	8	3117	92	...	.....	.....	8	3117	92	...	.....	.....	...	.....	.....	...	.....	.....	8	3117	92	...	.....	.....	8	3117	92
Queensland	267	92256	6322	63	18149	620	330	110405	6942	2	1484	26	...	.....	.....	2	1484	26	269	93740	6348	63	18149	620	332	111889	6968
Rangoon	1	454	14	...	.....	.....	1	454	14	...	.....	.....	...	.....	.....	...	.....	.....	1	454	14	...	.....	.....	1	454	14
South Australia	144	56656	1733	14	7127	226	158	63783	1959	9	3886	100	6	3653	77	15	7539	177	153	60542	1833	20	10780	303	173	71322	2136
South Sea Islands	28	4511	317	...	.....	.....	28	4511	317	7	1281	77	...	.....	.....	7	1281	77	35	5792	394	...	.....	.....	35	5792	394
Singapore	8	7068	445	...	.....	.....	8	7068	445	...	.....	.....	...	.....	.....	...	.....	.....	8	7068	445	...	.....	.....	8	7068	445
Tasmania	68	19127	1029	4	2427	66	72	21554	1095	...	.....	.....	...	.....	.....	...	.....	.....	68	19127	1029	4	2427	66	72	21554	1095
Torres Straits	5	522	77	...	.....	.....	5	522	77	...	.....	... ..	...	.....	.....	...	.....	.....	5	522	77	...	.....	.....	5	522	77
United States	11	13092	599	...	.....	.....	11	13092	599	11	8958	154	...	.....	.....	11	8958	154	22	22050	753	...	.....	.....	22	22050	753
Victoria	413	222603	12459	418	165352	4696	831	387955	17155	13	10680	342	53	30569	686	66	41249	1028	426	233283	12801	471	195921	5382	897	429204	18183
Whaling Voyage	1	219	30	...	.....	.....	1	219	30	...	.....	.....	...	.....	.....	...	.....	.....	1	219	30	...	.....	.....	1	219	30
Western Australia	...	.....	.....	1	346	12	1	346	12	1	1353	24	...	.....	.....	1	1353	24	1	1353	24	1	346	12	2	1699	36
Total	1284	620133	30366	768	306900	8864	2052	927033	39230	78	42830	1174	87	46506	1107	165	89336	2281	1362	662963	31540	855	353406	9971	2217	1016369	41511

SHIPPING—*continued.*

VESSELS INWARDS.

No. 62.—RETURN showing the NUMBER, TONNAGE, and CREWS OF VESSELS of EACH NATION Entered at Ports in the Colony, in the Year 1874.

Nationality of Vessels.	Entered.								
	With Cargoes.			In Ballast.			Total.		
	Vessels.	Tons.	Crews.	Vessels.	Tons.	Crews.	Vessels.	Tons.	Crews.
British Possessions	1030	412898	21427	566	173799	5426	1596	586697	26853
British	252	206507	8917	202	133101	3438	454	339608	12355
American	24	17697	325	36	25999	490	60	43696	815
German	16	5708	181	13	4532	132	29	10240	313
French	21	8010	283	27	10030	332	48	18040	615
Tongese, South Sea Islands	3	405	25	.....	.....	.....	3	405	25
Norwegian	1	446	9	4	1924	52	5	2370	61
Swedish	2	1509	31	.....	.....	.....	2	1509	31
Danish	2	512	19	.....	.....	.....	2	512	19
Peruvian	1	1312	29	.....	.....	.....	1	1312	29
Dutch	7	6004	252	4	2967	67	11	8971	319
Hawaiian	1	280	9	3	1054	34	4	1334	43
Nicaraguan	1	180	8	.....	.....	.....	1	180	8
Costa Rica	1	1495	25	.....	.....	.....	1	1495	25
Total	1362	662963	31540	855	353406	9971	2217	1016369	41511

VESSELS INWARDS.

No. 63.—RETURN showing the TOTAL NUMBER, TONNAGE, and CREWS of VESSELS Entered at each Port in the Colony, in the Year 1874.

Names of Ports.	British.									Foreign.									Total.								
	With Cargoes.			In Ballast.			Total.			With Cargoes			In Ballast.			Total.			With Cargoes.			In Ballast.			Total.		
	Vessels.	Tons.	Crews.	Vessels.	Tons.	Crews.	Vessels.	Tons.	Crews.	Vessels.	Tons.	Crews.	Vessels.	Tons.	Crews.	Vessels.	Tons.	Crews.	Vessels.	Tons.	Crews.	Vessels.	Tons.	Crews.	Vessels.	Tons.	Crews.
Sydney	937	470922	25012	1	134	7	938	471056	25019	56	27926	812	2	344	23	58	28270	835	993	498848	25824	3	478	30	996	499326	25854
Newcastle ...	331	148470	5286	718	300755	8549	1049	449225	13835	22	14904	362	85	46162	1084	107	61066	1446	353	163374	5648	803	346917	9633	1156	510291	15281
Grafton... ...	...	.....	.....	12	1428	73	12	1428	73	...	.....	...	...	.....	..	...	.....	..	...	.....	.....	12	1428	73	12	1428	73
Richmond River	...	.....	.....	35	4457	225	35	4457	225	...	.....	...	...	.....	...	...	.....	...	...	.....	.....	35	4457	225	35	4457	225
Tweed River ...	16	741	68	2	126	10	18	867	78	...	.....	...	...	.....	...	...	.....	...	16	741	68	2	126	10	18	867	78
Total ...	1284	620133	30366	768	306900	8864	2052	927033	39230	78	42830	1174	87	46506	1107	165	89336	2281	1362	662963	31540	855	353406	9971	2217	1016369	41511

VESSELS INWARDS.

No. 64.—DECENNIAL RETURN of the NUMBER and TONNAGE of VESSELS Entered Inwards.

Year.	From Great Britain.		From British Colonies.														From South Sea Islands.		From Fisheries.		From United States of America.		From Foreign States.		Total.	
			Victoria.		South Australia.		Tasmania.		New Zealand.		Western Australia.		Queensland		Other British Possessions.											
	No	Tons.	No	Tons.	No.	Tons.	No.	Tons.	No.	Tons.	No.	Tons.	No.	Tons.	No.	Tons.	No.	Tons.	No.	Tons.	No.	Tons.	No.	Tons.	No.	Tons.
1865	78	70968	589	196702	146	42747	74	19208	439	121145	1	474	393	121945	47	18958	23	3054	3	669	24	11266	93	28752	1912	635888
1866	83	73020	682	243147	126	47255	74	18983	439	114633	1	170	424	135050	44	19827	33	6245	3	704	53	25526	137	45994	2099	730354
1867	62	57143	639	245683	141	44999	109	25469	397	111567	3	510	347	99526	38	19788	31	5111	5	919	19	8538	77	27717	1868	646970
1868	76	69328	736	290667	130	44096	103	23988	417	126317	2	340	382	97390	47	21042	41	6076	3	852	29	12131	107	31936	2073	724193
1869	90	83721	802	318583	132	42232	88	22564	348	110768	1	69	357	96441	41	23336	33	4565	5	1295	19	7433	106	30362	2022	741369
1870	81	76758	714	277454	107	40181	100	21015	299	103302	2	306	316	87408	51	29754	96	19828	7	1752	20	9328	65	22721	1858	689820
1871	67	69008	670	268770	162	53417	104	21148	287	96597	...	.....	326	83234	40	22280	127	24411	5	1461	38	37686	65	28007	1891	706019
1872	71	72053	723	297610	151	61103	78	17957	335	111555	3	2146	371	95564	71	34799	43	5156	11	2747	44	43500	111	30000	2011	774490
1873	101	101 56	758	324761	173	64240	94	22201	333	127150	7	5602	381	110274	58	33075	33	6600	10	2939	14	8135	197	68750	2161	874804
1874	89	86380	897	423204	178	73372	72	21554	395	180240	2	1699	332	111889	52	25816	35	5792	1	219	22	22050	142	58154	2217	1016369

SHIPPING—*continued.*

VESSELS OUTWARDS.

No. 65.—RETURN showing the NUMBER, TONNAGE, and CREWS of VESSELS CLEARED at Ports in the Colony to each Country, in the Year 1874.

Countries to which departed.	British.									Foreign.									Total.								
	With Cargoes.			In Ballast.			Total.			With Cargoes.			In Ballast.			Total.			With Cargoes.			In Ballast.			Total.		
	Vessels.	Tons.	Crews.	Vessels.	Tons.	Crews.	Vessels.	Tons.	Crews.	Vessels.	Tons.	Crews.	Vessels.	Tons.	Crews.	Vessels.	Tons.	Crews.	Vessels.	Tons.	Crews.	Vessels.	Tons.	Crews.	Vessels.	Tons.	Crews.
Aden	1	1446	30	...	...	...	1	1446	30	...	...	...	...	...	...	...	...	...	1	1446	30	...	...	...	1	1446	30
Bankok	...	.....	...	...	...	...	...	.....	...	1	273	9	...	...	...	1	273	9	1	273	9	...	...	...	1	273	9
Basorah	1	765	19	...	...	...	1	765	19	...	...	...	...	...	...	...	...	...	1	765	19	...	...	...	1	765	19
China	109	70532	2322	...	...	...	109	70532	2322	36	17847	421	...	...	...	36	17847	421	145	88379	2743	...	...	...	145	88379	2743
Ceylon	21	15020	408	...	...	...	21	15020	408	1	350	17	...	...	...	1	350	17	22	15370	425	...	...	...	22	15370	425
Delagoa Bay	...	.....	...	...	...	...	...	.....	...	1	340	15	...	...	...	1	340	15	1	340	15	...	...	...	1	340	15
Fiji	15	7534	412	1	134	6	16	7668	418	...	...	...	...	...	...	...	...	...	15	7534	412	1	134	6	16	7668	418
Great Britain	40	44588	1220	...	...	...	40	44588	1220	...	...	...	...	...	...	...	...	...	40	44588	1220	...	...	...	40	44588	1220
Guam	1	369	10	...	...	...	1	369	10	3	1058	32	...	...	...	3	1058	32	4	1427	42	...	...	...	4	1427	42
Honolulu	4	1025	38	...	...	...	4	1025	38	1	311	7	...	...	...	1	311	7	5	1336	45	...	...	...	5	1336	45
India	10	10658	236	...	...	...	10	10658	236	5	4017	88	...	...	...	5	4017	88	15	14675	324	...	...	...	15	14675	324
Java	11	6616	191	...	...	...	11	6616	191	16	9852	245	...	...	...	16	9852	245	27	16468	436	...	...	...	27	16468	436
Japan	16	8540	237	...	...	...	16	8540	237	2	995	22	...	...	...	2	995	22	18	9535	259	...	...	...	18	9535	259
Manila	12	6900	190	...	...	...	12	6900	190	8	4191	108	...	...	...	8	4191	108	20	11091	298	...	...	...	20	11091	298
Mauritius	5	1387	48	...	...	...	5	1387	48	5	1896	60	...	...	...	5	1896	60	10	3283	108	...	...	...	10	3283	108
Northern Territory, (South Australia.)	4	2026	144	...	...	...	4	2026	144	...	...	...	...	...	...	...	...	...	4	2026	144	...	...	...	4	2026	144
New Caledonia	52	15856	797	...	...	...	52	15856	797	3	510	61	1	25	7	4	535	68	55	16366	858	1	25	7	56	16391	865
New Zealand	320	118371	3919	1	174	9	321	118545	3928	3	1323	32	...	...	...	3	1323	32	323	119694	3951	1	174	9	324	119868	3960
Philippine Islands	...	.....	...	...	...	...	...	.....	...	1	1159	22	...	...	...	1	1159	22	1	1159	22	...	...	...	1	1159	22
Petropaulovski	6	3724	100	...	...	...	6	3724	100	3	1664	44	...	...	...	3	1664	44	9	5388	144	...	...	...	9	5388	144
Padang	3	1073	32	...	...	...	3	1073	32	1	531	14	...	...	...	1	531	14	4	1604	46	...	...	...	4	1604	46
Queensland	300	96075	6807	1	10	3	301	96085	6810	4	2909	152	...	...	...	4	2909	152	304	98984	6959	1	10	3	305	98994	6962
Rangoon	1	499	15	...	...	...	1	499	15	...	...	...	...	...	...	...	...	...	1	499	15	...	...	...	1	499	15
Russia	1	519	17	...	...	...	1	519	17	...	...	...	...	...	...	...	...	...	1	519	17	...	...	...	1	519	17
South Australia	165	60337	1836	...	...	...	165	60337	1836	5	2025	46	...	...	...	5	2025	46	170	62362	1882	...	...	...	170	62362	1882
South Sea Islands	26	3996	276	...	...	...	26	3996	276	13	2739	134	...	...	...	13	2739	134	39	6735	410	...	...	...	39	6735	410
Saigon	3	1582	49	...	...	...	3	1582	49	5	1695	57	...	...	...	5	1695	57	8	3277	106	...	...	...	8	3277	106
Singapore	19	11441	387	...	...	...	19	11441	387	6	3354	77	...	...	...	6	3354	77	25	14795	464	...	...	...	25	14795	464
Sumatra	1	360	13	..	...	...	1	360	13	...	...	...	...	...	...	...	...	...	1	360	13	...	...	...	1	360	13
Tasmania	70	20919	1180	1	86	6	71	21005	1186	...	...	...	...	...	...	...	...	...	70	20919	1180	1	86	6	71	21005	1186
Torres Straits	5	685	85	2	114	24	7	799	109	...	...	...	...	...	...	...	...	...	5	685	85	2	114	24	7	799	109
Tahiti	...	.....	...	...	...	...	...	.....	...	1	314	9	...	...	...	1	314	9	1	314	9	...	....	...	1	314	9
United States	92	102197	2582	1	940	17	93	103137	2599	29	22034	433	...	...	...	29	22034	433	121	124231	3015	1	940	17	122	125171	3032
Victoria	682	271437	13249	9	4576	414	691	276013	13663	...	...	...	...	...	...	...	...	...	682	271437	13249	9	4576	414	691	276013	13663
Whaling Voyage	...	.....	...	1	286	32	1	286	32	...	...	...	...	...	...	...	...	...	...	.....	...	1	286	32	1	286	32
Western Australia	1	316	11	...	...	...	1	316	11	...	...	...	...	...	...	...	...	...	1	316	11	...	...	...	1	316	11
Total	1997	886793	36860	17	6320	511	2014	893113	37371	153	81387	2105	1	25	7	154	81412	2112	2150	968180	38965	18	6345	518	2168	974525	39483

SHIPPING—*continued.*

VESSELS OUTWARDS.

No. 66.—RETURN showing the NUMBER, TONNAGE, and CREWS of VESSELS of EACH NATION Cleared at Ports in the Colony, in the Year 1874.

Nationality of Vessels.	Cleared.								
	With Cargoes.			In Ballast.			Total.		
	Vessels.	Tons.	Crews.	Vessels.	Tons.	Crews.	Vessels.	Tons.	Crews.
British	431	327990	11506	4	4232	369	435	332222	11875
British Possessions	1555	553378	25225	13	2088	142	1568	555466	25367
American	63	42720	838	.....	.....	.....	63	42720	838
German	28	8810	288	.....	.....	.....	28	8810	288
Tongese, S.S.I.	3	405	27	.....	.....	.....	3	405	27
French	45	17453	577	1	25	7	46	17478	584
Swedish	2	1509	32	.....	.....	.....	2	1509	32
Hawaiian	1	314	12	.....	.....	.....	1	314	12
Danish	2	512	20	.....	.....	.....	2	512	20
Norwegian	4	1882	45	.....	.....	.....	4	1882	45
Dutch	14	10400	342	.....	.....	.....	14	10400	342
Peruvian	2	2807	53	.....	.....	.....	2	2807	53
Total	2150	968180	38965	18	6345	518	2168	974525	39483

VESSELS OUTWARDS.

No. 67.—RETURN showing the TOTAL NUMBER, TONNAGE, and CREWS of VESSELS Cleared at each Port in the Colony, in the Year 1874.

Names of Ports.	British.									Foreign.									Total.								
	With Cargoes.			In Ballast.			Total.			With Cargoes.			In Ballast.			Total.			With Cargoes.			In Ballast.			Total.		
	Vessels.	Tons.	Crews.	Vessels.	Tons.	Crews.	Vessels.	Tons.	Crews.	Vessels.	Tons.	Crews.	Vessels.	Tons.	Crews.	Vessels.	Tons.	Crews.	Vessels.	Tons.	Crews.	Vessels.	Tons.	Crews.	Vessels.	Tons.	Crews.
Sydney	758	394902	21332	15	4534	462	773	399436	21794	51	23232	749	1	25	7	52	23257	756	809	418134	22081	16	4559	469	825	422693	22550
Newcastle	1165	483752	15088	2	1786	49	1167	485538	15137	102	58155	1356	...	...	...	102	58155	1356	1267	541907	16444	2	1786	49	1269	543693	16493
Grafton	26	3184	168	...	.....	...	26	3184	168	...	.....	...	...	...	...	...	.....	..	26	3184	168	...	...	...	26	3184	168
Richmond R.	33	4214	209	...	.....	...	33	4214	209	...	.....	...	...	...	...	...	.....	...	33	4214	209	...	...	...	33	4214	209
Tweed River	15	741	63	...	.....	...	15	741	63	...	.....	...	...	...	...	...	.....	...	15	741	63	...	...	...	15	741	63
Total	1997	886793	36860	17	6320	511	2014	893113	37371	153	81387	2105	1	25	7	154	81412	2112	2150	968180	38965	18	6345	518	2168	974525	39483

VESSELS OUTWARDS.

No. 68.—DECENNIAL RETURN of the NUMBER and TONNAGE of VESSELS Entered Outwards.

Year.	To Great Britain.		To British Colonies.														To South Sea Islands.		To Fisheries.		To United States of America.		To Foreign States.		Total.	
			Victoria.		South Australia.		Tasmania.		New Zealand.		Western Australia.		Queensland.		Other British Possessions.											
	No.	Tons.	No.	Tons.	No.	Tons.	No.	Tons.	No.	Tons.	No.	Tons.	No.	Tons.	No.	Tons.	No.	Tons	No.	Tons.	No.	Tons.	No.	Tons.	No.	Tons.
1865	45	39360	670	197463	172	52359	92	21839	435	121170	2	355	397	121846	54	28661	45	8519	...	.....	39	20296	169	78426	2120	690294
1866	41	36138	659	206421	202	66286	100	24057	410	117175	3	530	383	119509	42	27177	54	12610	...	.....	69	36244	296	138234	2259	784381
1867	44	41295	660	212728	222	70174	122	28313	356	102094	1	170	312	91905	54	31307	54	8832	...	.....	40	20441	239	119462	2104	726721
1868	46	43984	717	239530	169	56091	108	27454	359	106773	1	170	338	88341	48	26267	43	6876	...	.....	52	31468	337	149495	2218	776449
1869	51	50673	776	262219	168	53016	104	27511	299	96362	...	.....	323	87526	54	35207	45	7685	4	951	103	75144	309	136954	2236	833248
1870	44	45152	728	242553	123	43205	125	30708	282	97485	...	.....	260	72979	52	38450	109	18665	8	2086	82	69338	253	111321	2066	771942
1871	53	56651	734	270625	199	66216	102	25891	281	94418	2	577	300	78827	50	31700	127	21654	10	2710	50	47533	215	97648	2123	794460
1872	43	45592	678	231907	166	61431	88	24066	302	102923	2	848	330	89798	203	120175	47	6276	9	2278	81	85228	142	43028	2091	813550
1873	42	44428	675	244881	188	70730	90	24397	310	105622	4	1469	326	90203	110	71300	40	8141	9	2525	76	72912	342	151066	2212	887674
1874	40	44588	691	276013	174	64388	71	21005	324	119868	1	316	305	98994	96	56930	39	6735	1	286	122	125171	304	160231	2168	974525

SHIPPING—*continued.*

VESSELS BUILT AND REGISTERED.

No. 69.—RETURN showing the Number of VESSELS BUILT and REGISTERED in the Colony, in the Year 1874.

Vessels Built.			Vessels Registered.			
Description.	Number.	Tons.	Description.	Number.	Tons.	Men.
Brig	1	210	Registered :—			
Brigantines	6	776	Barques	14	5,418	142
Schooners	10	720	Brigs	6	1,603	34
Ketches	15	661	Brigantine	1	188	6
Barges	3	107	Schooners	7	731	38
Cutters	4	43	Ketches	2	59	6
Steamers	13	896	Steamers	10	1,464	95
			New Vessels :—			
			Brig	1	210	7
			Brigantines	6	776	36
			Schooners	10	720	50
			Ketches	15	661	56
			Barges	3	107	9
			Cutters	4	43	10
			Steamers	13	896	65
Total	52	3,413	Total	92	12,876	554

VESSELS BUILT AND REGISTERED.

No. 70.—DECENNIAL RETURN showing the Number of VESSELS BUILT and REGISTERED in the Colony.

Year.	Vessels Built.		Vessels Registered.		Year.	Vessels Built.		Vessels Registered.	
	No.	Tons.	No.	Tons.		No.	Tons	No.	Tons.
1865	37	3,109	74	12,708	1870	24	1,423	64	9,843
1866	43	3,031	107	16,315	1871	20	1,798	60	9,463
1867	36	1,882	82	11,067	1872	25	1,999	66	10,121
1868	22	1,696	82	15,128	1873	43	2,181	94	12,908
1869	32	1,611	89	15,581	1874	52	3,413	92	12,876

BORDER CUSTOMS.

IMPORTS *viâ* ALBURY.

No. 71.—RETURN showing the Quantity and Value of ARTICLES Imported into the Colony from VICTORIA, Overland, *viâ* ALBURY, from 1 February to 31 December, 1874.

Articles.	Quantity.	Value.	Articles—*continued.*	Quantity.	Value.
		£ s. d.			£ s. d.
Aerated Waters	150 pkgs.	147 1 0	Chicory and Coffee	19,074½ lbs.	1,031 16 4
Agricultural Implements	.....	2,754 8 0	Chocolate	677 „	36 3 1
Arms and Ammunition—			Cocoa	3,188 „	234 7 3
Firearms	.....	113 2 0	Confectionery	32,295½ „	1,084 16 5
Powder (Gun and Blasting)	7,653 lbs.	326 7 3	Copper Wire	280 „	34 7 2
Shot	68¼ cwt.	136 13 3	Corks	.....	178 5 2
Arrowroot and Sago	3,713 lbs.	51 2 3	Coach Materials	.....	667 2 8
Bags	19,605	1,317 17 10	Cordials	.....	209 14 5
Bark	.....	82 15 6	Crockery	.....	2,183 1 3
Baskets	.....	154 14 10	Chains	.....	36 1 9
Beer—Wood	2,299 galls.	248 14 0	Clocks	.....	76 4 0
Bottled	4,125$\frac{24}{32}$ „	1,632 13 3	Drapery	.....	59,189 5 7
Biscuits	11,844½ lbs.	335 11 1	Drugs	.....	2,099 9 0
Blue and Starch	10,135 „	246 14 9	Dates	160 lbs.	3 15 2
Books	.....	408 7 6	Fancy Goods	.....	2,846 11 3
Boots	.....	9,707 5 8	Fireworks	.....	15 3 0
Bone-dust	.....	154 0 0	Fish (Preserved)	35,106 lbs.	1,488 5 3
Bran and Pollard	1,240 bshls.	61 17 6	Fruit—Green	.....	63 2 0
Brassware	.....	1 4 0	Bottled	42¼ doz. qts.	25 0 8
Brushware	.....	89 11 3	Dried	91,045 lbs.	1,660 14 3
Building Materials	.....	871 6 10	Furniture	.....	4,678 6 1
Butter and Cheese	6,718½ lbs.	17 3 0	Flour	.....	211 9 8
		290 14 0	Fibre	.....	58 12 8
Baking Powder	.....	37 3 6	Fish (Fresh)	.....	11 6 8
Blacking	.....	30 8 3	Ginger	1,628 lbs.	1 11 9
Bottles (Empty)	.....	242 11 3	Glassware	.....	1,104 6 5
Candles	52,380 lbs.	2,164 18 0	Glue	.....	18 15 11
Casks	.....	285 16 6	Grain—Barley	100 bshls.	44 8 3
Castings	.....	138 4 0	Oats	152¼ „	31 6 0
Cement	92 brls.	121 16 0	Wheat	132 „	26 7 6
Chaff	10 tons	45 5 3	Rice	58 tons 5 cwt.	1,191 0 0
			Grindstones	.....	15 17 0

BORDER CUSTOMS—*continued.*

No. 71 (*continued*)—RETURN of Imports *viâ* ALBURY—*continued.*

Articles—*continued.*	Quantity.	Value.		
		£	s.	d.
Guano	41 cwt.	37	14	6
Hair	1,150 lbs.	115	1	6
Hardware	.....	18,138	8	8
Hay	30 tons	113	0	0
Hops	10,653 lbs.	710	7	11
Iron	69 tons	1,511	3	2
Galvanized	154 tons 6 cwt. 7 lbs.	4,951	10	11
Manufactured	6 tons 9 cwt. 2 qrs. 6 lbs.	1,295	17	7
„ Wares	18 tons	1,056	19	0
Wire	200 tons 3 cwt. 14 lbs.	4,772	13	4
Instruments, Musical	.....	1,813	10	6
Jewellery	.....	2,897	19	1
Jams and Jellies	9,882 lbs.	303	3	7
Leather and Ware	.....	2,001	19	1
Lead	55 cwt.	95	5	9
Lime	41 tons	224	15	6
Lithofracteur	.....	469	16	4
Lampware	.....	9	5	0
Lime-juice	.....	40	13	0
Laths	.....	13	14	0
Machinery	.....	3,298	10	0
Maizena	9,531 lbs.	251	4	3
Matches	.....	789	15	6
Malt	4,156 bushels	1,926	1	2
Must	9,800 galls.	487	17	0
Mustard	7,207 lbs.	231	12	2
Molasses	1 ton 2 cwt. 2 qrs.	30	8	5
Mineral Water	.....	29	3	0
Macaroni	80 lbs.	3	0	8
Nails	21 tons 1 cwt. 2 qrs. 18 lbs.	840	0	7
Nuts	1,113 lbs.	50	8	9
Oatmeal	175 cwt.	263	14	2
Oils	8,402½ galls.	1,355	6	8
Oil, Kerosene	11,600 „	943	9	6
Oilmen's Stores	201 1/12 doz. qts.	1,188	9	6
Opium	289½ lbs.	840	1	0
Paper, Fancy	3,224 „	271	12	1
Wrapping	12 tons 14 cwt. 1 qr. 10 lbs.	633	15	5
Hanging	.....	370	19	2
Printers'	150 cwt.	276	18	1
Paints	8 tons 19 cwt. 1 qr. 3 lbs	396	14	4
Pepper	3,552 lbs.	177	3	1
Pipes	.....	127	13	9
Plants	.....	94	10	7
Plated Ware	.....	222	4	6
Potatoes	66 tons	591	11	8
Preserves	2,814 lbs.	122	13	5
Personal Effects	.....	244	1	8
Printing Materials	.....	145	3	9
Pictures	.....	77	17	0
Provisions—Bacon	778 lbs.	40	9	10
Hams	2,080 „	102	19	7
Preserved Meats	1,100 „	32	0	6
Ropes and Twine	13 tons 5 cwt. 2 qrs. 17 lbs.	910	9	5
Saddlery	.....	3,700	4	8
Salt and Saltpetre	562 tons 3 cwt. 1 qr. 20 lbs.	2,688	7	4
Sashes	1,351 No.	386	1	4
Sarsaparilla	85¼ galls.	80	2	6
Seeds	.....	364	5	2
Silks	.....	187	2	0
Soda Crystals	4 tons 15 cwt. 3 qrs.	109	13	10
Soap	52 tons 10 cwt.	1,597	17	3
Spices	1,913 lbs.	134	6	1
Sewing Machines	.....	293	18	9
Shooks and Hoops	.....	15	0	0
Spirits—Brandy	15,305 galls.	13,245	14	0
Gin	3,572 19/32 „	3,033	14	0
Rum	1,972 29/32 „	902	14	3
Whiskey	3,278 5/32 „	2,709	10	9
Mythelated	19 „	6	2	0
Perfumed	111 4/32 „	355	4	10
Stationery	.....	1,482	10	3
Starch	5,475 lbs.	89	13	11
Sugar—Raw	349 tons 1 qr. 3 lbs.	10,425	10	10
Refined	34 tons 11 cwt. 2 qrs. 1 lb	1,192	10	4
Sulphur	.....	117	19	0
Steel	1,138 lbs.	28	9	0
Statuary	.....	132	12	4
Tanks	13 No.	66	15	0
Tar and Pitch	.....	91	4	6
Tarpaulins and Tents	.....	132	14	7
Tea	83,547 lbs.	9,374	8	10
Telegraph Materials	.....	50	0	0
Tin and Ware	.....	244	12	11
Timber, Rough	341,266 feet	2,443	3	2
Dressed	75,318 „	784	15	4
Palings	11,400 No.	79	11	10
Shingles	68,000 „	118	9	6
Shutters and Doors	621 „	536	7	4
Posts and Rails	.....	11	1	0
Tobacco—Manufactured	35,537 lbs.	3,902	3	9
Cigars	1,030½ „	448	4	6
Sheepwash	2,592 „	35	0	0
Turnery	.....	57	8	9
Turpentine	231½ galls.	47	17	0
Tapioca	231 lbs.	3	16	9
Varnish	221½ galls.	160	11	6
Vegetables—Green	.....	10	1	0
Vehicles	.....	2,063	10	6
Vinegar	2,592 18/32 galls.	283	15	2
Vermicelli	23 lbs.	0	18	5
Whiting	.....	55	6	9
Wine—Sparkling	245 8/32 galls.	414	14	0
Still	2,279 „	1,199	19	3
Woolpacks	13,700 No.	2,186	10	8
Woodenware	.....	45	19	1
Zinc	.....	62	9	6
Total		£ 228,963	14	8

EXPORTS *viâ* ALBURY.

No. 72.—RETURN showing the Quantity and Value of ARTICLES Exported from the Colony to VICTORIA, Overland *viâ* ALBURY, from 1 February to 31 December, 1874.

Articles.	Quantity.	Value.		
		£	s.	d.
Agricultural Implements	.....	3	5	0
Aerated Waters	150 doz., 33 pkgs.	35	16	0
Bran and Pollard	3,493 bshls.	174	13	4
Beeswax	.....	4	10	0
Butter and Cheese	392 lbs.	18	10	0
Bones	.....	2	16	0
Boots and Shoes	.....	28	12	0
Basket Ware	.....	25	0	0
Beer, bottled	24 galls.	12	0	0
Candles	100 lbs.	5	4	0
Casks, empty	7 No.	5	0	0
Cement	2 brls.	3	0	0
Chaff	10 cwt.	2	0	0
Confectionery	12 lbs.	0	5	0
Coach Materials	.....	3	13	0
Drugs	.....	4	15	10
Drapery	.....	550	19	7
Eggs	.....	36	5	9
Earthenware	.....	2	0	0
Flour	290 tons 17 cwt. 2 qrs.	3,565	10	6
Furniture	.....	9	18	0
Fruit—Green	.....	14	6	6
Dried	285 lbs.	8	5	0
Fancy Goods	.....	288	7	6
Grain—Barley	890 bushels	316	10	0
Oats	400 „	60	0	0
Rye	900 „	10	0	0
Wheat	18,433 „	6,836	1	8
Galvanized Wares	.....	1	0	0
Glass Wares	.....	4	10	0
Gold	75 ozs. 4 dwt. 18 grs.	244	0	0
Hair	3 cwt. 12 lbs.	26	10	0
Hardware	.....	193	6	5
Hides	2,799 No.	3,323	15	10
Honey	40 lbs.	0	10	0
Horns	84 „	11	3	6
Iron	4 tons 15 cwt. 2 qrs. 21 lbs.	79	3	6
Jams	30 lbs.	1	2	0
Leather	.....	37	1	0
Lime	14 tons	60	10	7

BORDER CUSTOMS—*continued.*

No. 72 (*continued*)—RETURN of Exports *viâ* ALBURY—*continued.*

Articles—*continued.*	Quantity.	Value.	Articles—*continued.*	Quantity.	Value.
		£ s. d.			£ s. d.
Lead	1½ cwt.	2 0 0	Salt	8 tons 5 cwt.	86 8 0
Lime-juice...	.....	1 5 0	Seed	.....	2 5 0
Live Stock—Cattle ...	.....	40,527 0 0	Soap	1 cwt. 1 qr.	1 10 0
Horses ...	6,161 No.	11,015 0 0	Skins	850	1,411 16 0
Sheep ...	2,203 „	5,065 10 0	Stationery...	.....	1 9 0
Pigs ...	10,131 „	687 0 0	Sugar—Raw	1 ton. 7 cwt. 22 lbs.	50 12 0
Machinery	687 „	40 0 0	Tallow	26 tons 18 cwt. 3 qrs. 9 lbs.	639 16 0
Machines—Sewing ...	.....	9 0 0	Timber—Rough	22,355 feet	177 12 10
Nails	1¼ cwt.	2 2 0	Dressed	150 „	40 0 0
Oils	44 galls.	12 13 0	Doors and Sashes	33 No.	23 16 0
Oil Stores	.....	34 14 2	Shingles ...	5,500 „	6 15 0
Papering	.....	14 14 0	Palings	550 „	3 6 0
Paints	.....	6 7 4	Tin Ore	14 cwt.	32 0 0
Pictures	.....	4 10 0	Tea	536 lbs.	43 4 0
Potatoes	10 cwt.	4 16 0	Tobacco	72 „	5 8 0
Provisions—Bacon ...	1½ „	8 0 0	Cigars	59¼ „	12 10 0
Rope	2 qrs. 5 lbs.	1 17 1	Vegetables—Green ...	.....	1 0 0
Spirits—Brandy	136 galls.	128 10 0	Wool	5,519,941 lbs.	313,892 19 10
Gin	10 „	6 5 0	Wine—Still	* 2,149 galls.	633 5 8
Rum	74 „	59 0 0	Woolpacks	15 No.	3 2 3
Whiskey	40 „	20 0 0			
Saddlery	.....	63 18 0	Total	... ... £	390,792 14 8

* Includes 1,998 gallons of Wine, valued at £587 19s. 8d., exported *viâ* Victoria for London.

IMPORTS *viâ* COROWA.

No. 73.—RETURN showing the Quantity and Value of ARTICLES Imported into the Colony from VICTORIA, *viâ* COROWA, from 1 September to 31 December, 1874.

Articles.	Quantity.	Value.	Articles—*continued.*	Quantity.	Value.
		£ s. d.			£ s. d.
Acids	4 pkgs.	29 15 10	Iron Tanks	6 No.	29 15 0
Agricultural Implements...	82 „	640 16 0	Pipes	9 pkgs.	7 4 5
Apparel and Slops ...	49 „	1,762 19 3	Galvanized	55½ cwt.	1,231 2 9
Ammunition—Gunpowder	125 lbs.	7 7 6	Wire...	72 tons 10½ cwt.	2,094 0 6
Shot ...	5½ cwt.	8 14 4	Jams and Preserves ...	1,529 lbs.	50 2 5
Bags and Sacks	364¾ dozen	182 2 3	Lead Piping	1 pkg.	3 3 0
Baskets	8 No.	3 14 6	Leather—Manufactured—		
Bedding	17 pkgs.	9 7 10	Boots	48 pkgs.	827 18 8
Beer—In wood	552 galls.	79 10 0	—Unmanufactured	15 „	108 13 1
In bottle	1,605 „	467 9 6	Lime-juice...	63 galls.	14 15 0
Biscuits	1,613 lbs.	42 16 8	Lime	16 tons 2½ cwt.	280 0 0
Bran	669¼ bushels	32 19 0	Linen and Drapery ...	70 pkgs.	2,067 1 3
Brushware	10 pkgs.	13 1 0	Live Stock—Cattle ...	306 No.	1,228 0 0
Butter and Cheese ...	2,323½ lbs.	95 0 6	Horses ...	32 „	256 0 0
Candles	1,159 „	44 19 10	Machinery	4 pkgs.	85 8 4
Canvas	2 pkgs.	4 18 9	Machines—Weighing ...	6 „	18 8 11
Carriage, Cart, Dray,&c. ...	4 No.	126 0 0	Sewing ...	10 „	66 13 0
Carriage Materials ...	42 pkgs.	93 11 4	Maizena	730 lbs.	19 19 2
Carpeting and Rugs ...	2 „	22 17 4	Manufactures—Galvanized	50¼ cwt.	150 6 6
Casks	114 No.	102 0 0	Matches	17 pkgs.	81 6 6
Cement	2 barrels	2 12 0	Mustard	500 lbs.	23 6 0
Chocolate and Cocoa ...	161 lbs.	9 10 6	Nails	41½ cwt.	71 13 10
Coffee	1,067 „	76 16 5	Nuts	202 lbs.	11 3 5
Confectionery	2,608 „	72 4 7	Oatmeal	16¼ cwt.	27 7 3
Cordage and Rope ...	21¾ cwt.	54 17 6	„ Pearl Barley ...	1 „	1 9 0
Drugs and Medicines ...	18 pkgs.	160 7 4	Oil—Linseed	84 galls.	19 12 0
Earthenware and China ...	16 „	82 17 9	Salad	56 „	20 11 6
Fish—Salted	4 lbs.	0 4 0	Castor	192½ „	46 19 6
Preserved	1,387 „	63 6 6	Cod Liver	1¼ „	2 4 0
Flour and Bread ...	46½ tons	592 10 6	Kerosene	276 „	27 11 6
Fruit—Green	36 cases	23 4 0	Other	28 „	6 2 0
Dried	11,671 lbs.	309 10 6	Oilcloth	1 pkg.	3 15 0
Furniture	95 pkgs.	216 9 6	Oilmen's Stores	125 dozen	53 14 9
Ginger	132 lbs.	6 8 7	Onions	1¼ cwt.	0 11 7
Glass—Window	3 pkgs.	14 17 6	Paints	20¼ „	41 2 8
Glassware	7 „	40 2 6	Paperhangings	1 pkg.	1 0 0
Grain—Wheat	11½ bushels	2 10 0	Pepper and Spices ...	635 lbs.	34 4 7
Oats	7 „	1 5 0	Pictures	1 pkg.	25 0 0
Pollard	243¼ „	13 0 0	Pipes—Tobacco	11 pkgs.	15 6 3
Rice	70¼ cwt.	73 2 7	Pitch, Tar, and Resin ...	18 pkgs., 63 galls.	21 17 0
Pease—Split ...	1 „	1 1 0	Plants and Seeds	2 pkgs.	3 10 0
Hats, Caps, and Bonnets...	7 pkgs.	64 11 9	Potatoes	23 tons 14½ cwt.	157 15 10
Hardware	394 „	1,374 12 6	Provisions—Beef	10¼ tons	90 0 0
Hay	1 ton 15½ cwt.	9 0 0	Bacon & Hams	760 lbs.	36 14 2
Hops	338 lbs.	18 9 3	Saddlery and Harness ...	27 pkgs.	287 0 7
Horsehair	1 pkg.	1 9 0	Sago	424 lbs.	7 4 6
Instruments—Scientific ...	1 „	44 4 0	Salt	10 tons 14 cwt.	49 0 4
Iron and Steel	8 tons 14 cwt.	168 9 3	Rock	15 tons 16¾ cwt.	132 0 0
			Saltpetre	28 lbs.	0 10 0

BORDER CUSTOMS—*continued.*

No. 73 (*continued*)—RETURN of Imports *viâ* Corowa—*continued.*

Articles—*continued.*	Quantity.	Value.	Articles—*continued.*	Quantity.	Value.
		£ s. d.			£ s. d.
Slates—Unmanufactured ..	200 No.	2 10 0	Tea...	11,516 lbs.	815 14 6
Soap—Common	131½ cwt.	147 0 0	Timber—Dressed	1,760 feet	43 16 10
Fancy	27 lbs.	1 12 0	Rough	10,610 „	142 16 0
Soft	31 casks 23½ cwt.	138 16 7	Doors, Sashes, and Shutters...	347 No.	223 1 0
Sarsaparilla	1¾ galls.	1 10 0	Tin—Ingots	72 lbs.	3 10 6
Soda—Crystals	15¾ cwt.	8 19 7	Sheet	6 pkgs.	16 0 0
Soda-water, &c.	1,012 doz.	136 19 0	Tinware	13 „	26 8 0
Starch and Blue	497 lbs.	12 6 0	Tobacco—Manufactured...	3,458½ lbs.	265 8 1
Spirits—Brandy	562 galls.	331 9 3	Cigars	4 „	5 0 0
Geneva	146½ „	34 10 6	Toys and Fancy Goods ...	14 pkgs.	117 9 9
Rum	296 „	116 4 3	Turnery and Woodware ...	27 „	49 14 6
Whiskey... ...	265 „	150 8 0	Turpentine	18 galls.	4 1 0
All other... ...	20¾ „	20 10 0	Twine and Thread ...	2 pkgs.	7 6 3
Stationery—Books ...	11 pkgs.	77 14 11	Varnish	8 galls.	4 15 0
Writing Paper...	139 lbs.	12 6 3	Vinegar	334½ „	62 3 10
Wrapping Paper	8½ cwt.	17 17 7	Watches and Clocks ...	1 pkg.	1 10 0
Stones—Grind	17 No.	8 19 2	Whiting and Chalk ...	12¾ cwt.	3 19 2
Whet	1 pkg.	3 7 6	Wine—Still	346 galls.	302 17 0
Sulphur	25 casks & 42 cwt.	36 5 0	Sparkling... ...	20 „	30 15 0
Sugar—Raw	522 cwt.	666 7 1	Woolpacks	5,415 No.	813 19 8
Refined	221 „	339 4 1	Zinc	1 pkg.	0 6 0
Sundries	150 pkgs.	350 16 8			
Tarpaulins and Tents ...	4 „	20 8 0			
Tapioca	190 lbs.	3 9 4	Total ... ...£		22,486 4 0

EXPORTS *viâ* COROWA.

No. 74.—RETURN showing the Quantity and Value of Articles Exported from the Colony to Victoria *viâ* Corowa, from 1 September to 31 December, 1874.

Articles.	Quantity.	Value.	Articles—*continued.*	Quantity.	Value.
		£ s. d.			£ s. d.
Bread	938 lbs.	7 16 0	Sheep Skins	33 pkgs.	321 5 0
Cheese	60 „	2 0 2	Spirits—Geneva	67½ galls.	34 0 0
Grain—Wheat	1,245 bshls.	277 10 0	Tallow	2¼ tons	59 2 0
Hides	103 No.	81 15 0	Timber—Rough	108,881 feet	652 2 0
Live Stock—Cattle ...	5,148 „	55,240 0 0	Wool	2,792,659 lbs.	163,600 14 0
Horses ...	366 „	4,352 0 0	Wine (in transit to Sydney)	6,214 galls.	704 5 0
Sheep ...	31,303 „	20,219 0 0			
Pigs	33 „	15 0 0	Total ... ...£		245,566 9 2

IMPORTS *viâ* MOAMA.

No. 75.—RETURN showing the Quantity and Value of Articles Imported into the Colony from Victoria *viâ* Moama, from 1 September to 31 December, 1874.

Articles.	Quantity.	Value.	Articles—*continued.*	Quantity.	Value.
		£			£
Acids	68 pkgs.	136	Bricks—Bath	6 pkgs.	5
Agricultural Implements...	119 „	619	Brimstone	4 „	5
Anvils	11 No.	45	Brushware	62 „	85
Apparel and Slops ...	124 pkgs.	2,895	Butter and Cheese ...	9,049 lbs.	415
Arms and Ammunition—			Candles	11,622 „	465
Arms	24 „	196	Canvas	36 pkgs.	400
Shot	28 cwt.	70	Carriages	5 No.	251
Gunpowder	337 lbs.	45	Carriage Materials ...	62 pkgs.	107
Blasting Powder ...	206 „	6	Carts and Waggons ...	18 No.	246
Arrowroot...	1 pkg.	2	Cart Materials	481 pkgs.	512
Axes	43 pkgs.	185	Casks and Kegs	302 No.	245
Bags—Calico	2 „	5	Cement	84 casks	113
Baskets	57 „	79	Coins	1 pkg.	1,000
Bedding, &c.	154 „	581	Coffee and Chicory ...	6,919 lbs.	452
Bedsteads	119 „	483	Chocolate and Cocoa ...	930 „	56
Bellows	9 No.	46	Confectionery & Preserves	13,524 „	561
Beer—In wood	2,928 galls.	278	Cider	5 galls.	5
In bottle	6,612 „	1,662	Cordage and Rope ...	216 cwt.	695
Blacking	14 pkgs.	22	Corks and Bungs	27 pkgs.	236
Blue	1,041 lbs.	44	Cordials (not Spirituous)	189 galls.	133
Boats	4 No.	65	Dates	140 lbs.	4
Biscuits	7,307 lbs.	240	Drapery	807 pkgs.	20,277
Brassware	5 pkgs.	7	Drugs and Chemicals ...	183 „	877
Bricks—Fire	805 No.	13	Earthenware and China ...	118 „	817

BORDER CUSTOMS—*continued.*

No. 75 (*continued*)—RETURN of Imports *vid* MOAMA—*continued.*

Articles—*continued.*	Quantity.	Value.
		£
Felt	8 pkgs.	23
Fish—Fresh	21 „	30
„ Dried	1,168 lbs.	38
„ Salted	2,132 „	80
„ Preserved	13,104 „	632
Flour	3,004 bags	3,533
„ Maizena and Corn	2,676 lbs.	177
Fruits—Dried	39,190 „	914
„ Preserved	21 „	1
„ Bottled	70 doz.	56
„ Green	904 pkgs.	605
Furniture	635 „	2,327
Glass—Window	22 No.	71
„ Looking	8 pkgs.	47
Glassware	152 „	784
Galvanized Manufactures	426 cwt.	989
Grain—Wheat	60 bags	43
„ Barley	45 „	34
„ Oats	1,064 cwt.	982
„ Maize	230 „	210
„ Beans and Pease	46 pkgs.	184
„ Rice	217 cwt.	277
Ginger	1,240 lbs.	53
Grindery	41 pkgs.	87
Hair	13 „	31
Hats and Bonnets	16 „	258
Hardware	1,090 „	5,397
Hay and Chaff	3,330 cwt.	1,166
Holloware	48 pkgs.	50
Honey	1 pkg.	1
Hops	7,396 lbs.	430
Instruments—Musical	12 pkgs.	545
„ Scientific	3 No.	28
India-rubber Goods	17 pkgs.	63
Ink	12 „	23
Iron—Tanks	50 No.	251
„ Safes	2 „	30
„ Chains	28 pkgs.	88
„ Pipes	154 „	98
„ Wire	6,878 cwt.	11,490
„ Galvanized	3,585 „	6,504
„ Castings	444 pkgs.	379
„ Hoop, Bar, and Rod	1,069 „	913
„ Steel	52 „	34
Jams and Jellies	9,415 lbs.	269
Jewellery	15 pkgs.	254
Lamps and Lampware	15 „	52
Lamp-black	16 cwt.	31
Lead—Sheet	50 „	50
„ Pipe	6 pkgs.	29
Leather	116 „	1,178
„ Boots and Shoes	240 „	3,763
Lime	369 bags	127
„ Juice	401 galls.	199
Live Stock—Bulls	11 No.	2,000
„ Dogs	2 „	5
„ Poultry	3 pkgs.	11
Pease—Split	5 „	9
„ Meal	7 „	3
Luggage and Effects	274 „	1,494
Machines—Pumping	113 „	366
„ Weighing	16 „	51
„ Sewing	35 No.	229
Machinery	75 pkgs.	867
Malt	1,581 bshls.	716
Marble	14 pkgs.	97
Matches	86 „	478
Matting and Carpets	46 „	251
Mustard	3,137 lbs.	139
Nails and Screws	384 cwt.	715
Nuts and Almonds	2,102 lbs.	70
Oakum	3 pkgs.	3
Oars	8 pairs	8
Oatmeal	79 cwt.	79
„ Pearl Barley	18 „	21
„ Groats	3 pkgs.	5
Oil—Linseed	637 galls.	137
„ Olive	348 „	120
„ Castor	1,816 „	514
„ Kerosene	3,977 „	386
Oilcloth	20 pkgs.	137
Oil Stores	279 „	584
Onions	62 bags	64

Articles—*continued.*	Quantity.	Value.
		£
Opium	201 lbs.	317
Paints	241 cwt.	515
Painters' Materials	1 pkg.	1
Paper-hangings	25 pkgs.	270
Pepper	2,257 lbs.	89
Perambulators	15 No.	40
Picks	5 pkgs.	9
Pickles and Sauces	1,055 doz.	507
Pictures and Paintings	42 pkgs.	135
Pipes—Tobacco	52 „	37
Pitch, Tar, and Resin	105 „	121
Plants, Trees, and Shrubs	80 „	49
Plated-ware	4 „	54
Potatoes	3,244 cwt.	1,122
Pollard and Bran	1,267 bshls.	93
Provisions—Salted Meat	1 pkg.	1
„ Bacon & Hams	3,148 lbs.	150
„ Preserved Meat	27 pkgs.	77
Saddlery and Harness	240 „	2,886
Sago	2,025 lbs.	38
Salt	843 cwt.	205
Saltpetre	6 „	11
Sarsaparilla	112 galls.	84
Shovels and Spades	105 pkgs.	205
Slates	2,100 No.	23
Slabs—Stone	9 pkgs.	36
Soap	648 „	523
„ Fancy	9 „	7
Soda	131 cwt.	87
Soda Water, &c.	2,814 doz.	337
Spices	2,334 lbs.	171
Spirits—Brandy	5,948 galls.	3,506
„ Geneva	1,393 „	492
„ Whiskey	1,955 „	838
„ Rum	1,670 „	508
„ Cordials	54 „	51
„ Perfumed	70 „	194
„ All other	63 „	24
Starch	3,089 lbs.	86
Stationery—Books	86 pkgs.	321
„ Writing Paper	21 cwt.	120
„ Wrapping Paper	41 „	88
„ Various	58 pkgs.	269
„ Printing Paper	5 „	69
Steam-engines	2 No.	772
Stones—Grind	91 „	44
„ Turkey	4 pkgs.	15
Sugar—Refined	184 cwt.	313
„ Raw	3,744 „	4,901
„ Molasses	12 „	24
Sundries	239 pkgs.	558
Tapioca	4 „	4
Tea	51,179 lbs.	3,780
Tents and Tarpaulins	37 pkgs.	409
Timber—Undressed	427,802 feet	3,686
„ Dressed	116,406 „	1,674
„ Laths	140 pkgs.	26
„ Palings	22,280 No.	149
„ Shingles	8,250 „	35
„ Doors	450 „	314
„ Sashes	1,253 „	483
Tinware	69 pkgs.	166
Tobacco and Snuff	16,722 lbs.	1,416
„ Cigars	595 „	390
Toys and Fancy Goods	134 pkgs.	2,037
Turpentine	176 galls.	42
Varnish	112 „	60
Vegetables—Green	73 pkgs.	49
„ Preserved	3 „	10
Vermicelli and Maccaroni	22 „	21
Vinegar	1,481 galls.	211
„ Raspberry	117 „	46
Watches and Clocks	8 pkgs.	45
Whiting and Chalk	64 casks	82
Wine—Still	2,480 galls.	1,519
„ Sparkling	244 „	331
Woodware	214 pkgs.	346
Woolpacks	21,247 No.	3,824
Woolpresses	34 pkgs.	246
Zinc	32 „	142
„ Manufactures	6 „	9
Total	£	134,098

BORDER CUSTOMS—*continued.*

EXPORTS *viâ* MOAMA.

No. 76.—RETURN showing the Quantity and Value of ARTICLES Exported from the Colony to VICTORIA *viâ* MOAMA, from 1 September to 31 December, 1874.

Articles.	Quantity.	Value.	Articles—*continued.*	Quantity.	Value.
		£			£
Grain—Oats	769 cwt.	513	Provisions—Bacon ...	716 cwt.	37
Wheat	48 „	25	Salted Meat...	1½ „	2
Harness	1 pkg.	4	Skins—Sheep	12,607 No.	2,349
Hay and Chaff	514 cwt.	123	Kangaroo	2,428 „	202
Hides	333 No.	264	Goat	101 „	10
Live Stock—Horses ...	589 No.	4,955	Emu	4 „	1
Cattle ...	12,783 „	82,069	Tallow	386 cwt.	417
Sheep ...	332,147 „	165,677	Timber, undressed ...	4,731 feet	29
Luggage and Effects ...	17 boxes	125	Wine	8 galls.	4
Pease Meal	3½ cwt.	1	Wool	7,338,338 lbs.	385,602
Pianoforte...	1	20			
Pictures	3	50	Total...	£	642,479

IMPORTS *viâ* SWAN HILL CROSSING.

No. 77.—RETURN showing the Quantity and Value of ARTICLES Imported into the Colony from VICTORIA *viâ* SWAN HILL CROSSING, from 1 September to 31 December, 1874.

Articles.	Quantity.	Value.	Articles—*continued.*	Quantity.	Value.
		£			£
Agricultural Implements...	5 pkgs.	70	Leather—Boots and Shoes	9 trunks	112
Apparel and Slops ...	17 „	136	Linen and Drapery ...	22 pkgs.	144
Arms and Ammunition—			Metal—Galvanized ...	7 „	43
Arms	3 cases	46	Nails	5 kegs	8
Gunpowder ...	68 lbs.	4	Oil—Linseed	6 galls.	2
Shot	2 cwt.	5	Kerosene	36 „	7
Beer—In wood	10 galls.	2	Paints	1 ton	4
In bottle	8 „	2	Pickles and Sauces ...	1 case	3
Butter and Cheese ...	9 cwt.	54	Pitch, Tar, and Resin ...	2 brls.	5
Candles—Sperm	25 lbs.	1	Potatoes	5 tons	60
Coffee	1 cwt.	2	Salt	24 „	72
Confections and Preserves.	2 pkgs.	5	Spirits—Rum	3 galls.	3
Cordage and Rope ...	1 cwt.	2	Sugar—Raw	43¾ cwt.	72
Cutlery	12 pkgs.	50	Refined	1 „	3
Drugs and Medicines ...	7 „	28	Tea	584 lbs.	60
Earthenware and China ...	2 „	12	Timber—Pine	119 pieces	21
Flour and Bread	34 tons	496	all other	4,326 feet	53
Fruit—Dried	3 cwt.	9	Turnery and Woodware ...	8 pkgs.	18
Grain—Oats	146 bshls.	38	Turpentine and Varnish...	8 galls.	4
Maize	92 „	28	Vinegar	11 „	3
Rice	1 ton	25	Wire	20 bdls.	25
Hardware and Ironmongery	27 pkgs.	213	Woolpacks and Bagging...	4 bales	70
Hay	2 tons	17			
Hops	1 pocket	1	Total...	£	2,067
Iron and Steel	2 tons	29			

EXPORTS *viâ* SWAN HILL CROSSING.

No. 78.—RETURN showing the Quantity and Value of ARTICLES Exported from the Colony to VICTORIA and SOUTH AUSTRALIA, *viâ* SWAN HILL CROSSING, during the Year 1874.

Articles.	Colony to which Exported.	Quantity.	Value.
			£
Bran...	Victoria...	110 bshls.	6
Butter and Cheese	„	4 cwt.	16
Copper Ore...	South Australia	240 „	400
Eggs—Emu...	Victoria...	21 cases	63
Grain—Oats	„	20 bshls.	10
Live Stock—Horses	„	209 No.	1,572
Cattle	„	11,332 „	92,631
Sheep	„	38,180 „	19,504
Machinery	„	7 pkgs.	250
Nails	„	8 kegs	12
Provisions—Bacon	„	6 cwt.	24
Skins—Horned Cattle	„	1,251 No.	938
Sheep	„	301 bdls.	2,995
Kangaroo	„	31 cases	124
Other	„	106 pkgs.	200
Tallow	„	1,350 cwt.	2,025
Wool	„	13,588,640 lbs.	849,290
	Total	£	970,060

BORDER CUSTOMS—*continued.*

IMPORTS *viâ* EUSTON.

No. 79.—RETURN showing the Quantity and Value of ARTICLES Imported into the Colony from VICTORIA *viâ* EUSTON, in the Year 1874.

Articles.	Quantity.	Value.	Articles—*continued.*	Quantity.	Value.
		£			£
Agricultural Implements	6 pkgs.	50	Mustard	48 lbs.	3
Apparel and Slops	6 „	107	Molasses	3 cwt.	5
Ammunition and Percussion Caps	1 „	2	Machines—Sewing	2 No.	13
Shot	3 cwt.	2	Nails	6 cwt.	16
Beer—In Wood	800 galls.	104	Oatmeal	1 cask	2
In Bottle	508 „	142	Oil—Castor	8½ galls.	7
Biscuits	2,150 lbs.	41	Oilmen's Stores	15 doz. qts., 18 doz. pts.	21
Blue	35 „	2	Oil—Kerosene	158 galls.	23
Bellows	1 No.	2	Onions	2 cwt.	1
Butter and Cheese	689 lbs.	33	Paints	2 „	2
Brooms	2 pkgs.	1	Paper—Brown and Wrapping	1 „	3
Candles	150 lbs.	6	Pepper	72 lbs.	4
Carts, Drays, &c.	23 No.	350	Pictures and Paintings	1 pkg.	10
Confections and Preserves	733 lbs.	51	Pitch, Tar, and Resin	1 „	5
Chicory	70 „	4	Provisions—Bacon	213 lbs.	10
Coffee	101 „	8	Pumps	1 No.	80
Cordials	16 galls.	6	Potatoes	5 tons	40
Carpeting	1 pkg.	5	Rope	2½ cwt.	8
Chaff	200 bags	36	Spices	8 lbs.	1
Drugs and Medicines	9 pkgs.	100	Spirits—Brandy	426 galls.	435
Earthenware and China	8 „	48	Rum	88 „	55
Fish—Dried, Preserved, Salted	292 lbs.	21	Geneva	97 „	82
Fruit—Bottled	3 doz. qts.	3	Whiskey	106 „	81
Dried	1,680 lbs.	30	Sugar—Raw	5 tons 6 cwt.	153
Flour	20 tons	300	Soap	16 „	30
Corn	40 lbs.	2	Stationey—Books	2 pkgs.	20
Furniture	53 pkgs.	88	Saddlery and Harness	13 „	244
Glassware	1 „	3	Salt	1½ ton	11
Grain—Wheat	12 bushels	4	Sundries—Free Goods	24 pkgs.	52
Oats	124 „	40	Tea	1,312 lbs.	81
Rice	5 cwt.	6	Timber—Undressed	550 feet.	16
Haberdashery	1 pkg.	12	Doors	3 No.	3
Hardware & Ironmongery	12 pkgs.	137	Sashes	2 „	2
Iron—Wire	11 tons	295	Tobacco—Manufactured	142 lbs.	27
Tanks	1 No.	6	Cigars	6 „	5
Galvanized	11 cwt.	32	Pipes	1 pkg.	1
Jewellery	2 pkgs.	32	Tarpaulins	2 pkgs.	17
Jams	120 lbs.	4	Toys and Fancy Goods	4 „	70
Leather—Boots and Shoes	11 trunks	193	Trees	4 „	31
Unmanufactured	5 pkgs.	45	Twine and Thread	1 „	2
Lime-juice	34 galls.	9	Vinegar	64 galls.	18
Linen and Drapery	34 pkgs.	1,571	Wines—Sparkling	10 „	14
Live Stock—Horses	281 No.	2,206	Other	100 „	57
Cattle	1,081 „	4,836	Woolpacks	150 No.	40
Lamps	2 cases	6			
Matches	4 „	31	Total	£	12,813

EXPORTS *viâ* EUSTON.

No. 80.—RETURN showing the Quantity and Value of ARTICLES Exported from the Colony to VICTORIA and SOUTH AUSTRALIA, *viâ* EUSTON, in the Year 1874.

Articles.	Colony to which Exported.	Quantity.	Value.
			£
Carts	Victoria	7 No.	75
Flour	„	2 tons 4 cwt.	44
Hides	„	128 No.	112
Live Stock—Horses	„	127 „	820
Cattle	„	3,353 „	23,771
Sheep	„	23,395 „	11,647
Ore—Copper	South Australia	28 tons	560
Spirits—Brandy	Victoria	14 galls.	21
Whiskey	„	2 „	3
Tallow	„	2 tons	60
Wool	„	77,596 lbs.	7,459
	Total	£	44,572

BORDER CUSTOMS—*continued.*

IMPORTS *viâ* WENTWORTH.

No. 81.—RETURN showing the Quantity and Value of ARTICLES Imported into the Colony from VICTORIA *viâ* WENTWORTH, from 1 September to 31 December, 1874.

Articles.	Quantity.	Value.	Articles—*continued.*	Quantity.	Value.
		£			£
Acids	2 pkgs.	7	Leather—Unmanufactured	8 pkgs.	96
Agricultural Implements	8 „	96	Boots and Shoes	31 „	1,481
Ale—In wood	1,463 galls.	190	Lime-juice	28 galls.	12
In bottle	702 „	200	Matches	17 pkgs.	102
Alkali and Soda	2 pkgs.	17	Machinery	5 „	25
Anvils	5 No.	22	Matting	4 „	13
Apparel and Slops	8 pkgs.	161	Meat—Preserved	484 lbs.	25
Arms	2 „	21	Nails	69 cwt.	144
Axes	7 „	27	Oars	2 pkgs.	4
Barrows	2 No.	3	Oil—Castor	310 galls.	108
Baskets	8 pkgs.	9	Kerosene	1,432 „	220
Bedding	6 „	24	Linseed	375 „	78
Bells	1 No.	14	Olive	51 „	14
Bellows—Smiths'	5 „	51	Oilmen's Stores	76 pkgs.	110
Biscuits	1,521 lbs.	95	Paints	26 cwt.	98
Blacking	1 cask	2	Paper—Wrapping	3½ „	8
Bottles—Empty	3 pkgs.	3	Writing	874 lbs.	26
Boats	2 No.	22	Pepper and Spices	741 „	38
Bran and Pollard	16 bushels	2	Personal Effects	64 pkgs.	321
Brushware	4 pkgs.	5	Pickles and Sauces	260 doz.	142
Candles	1,775 lbs.	85	Pipes—Tobacco	30 boxes	4
Canvas	12 pkgs.	96	Pitch and Tar	3 casks	7
Carriages	1 No.	70	Potatoes	7 tons	57
Carpets—Felt	2 pkgs.	24	Pumps	2 No.	15
Carts and Drays	2 No.	40	Rice	52 cwt.	55
Cement	22 casks	28	Saddlery	31 pkgs.	495
Coffee, Cocoa, and Chicory	1,908 lbs.	133	Sarsaparilla	66 galls.	53
Confectionery	4,211 „	90	Sashes and Doors	102 pkgs.	72
Cordage and Rope	44 cwt.	50	Salt	43 cwt.	11
Drapery	64 pkgs.	2,721	Shot	3 „	7
Drugs and Medicines	13 „	145	Soap—Common	46 „	69
Earthenware and China	20 „	256	Soft	7 casks	10
Fish—Preserved	7,555 lbs.	185	Stationery	28 pkgs.	280
Flour	31 tons	352	Stones—Grind	12 „	12
Furniture	72 pkgs.	1,080	Spirits—Brandy	1,670 galls.	1,593
Fruits—Bottled	1 „	2	Geneva	507 „	379
Dried	9,496 lbs.	230	Cordials	89 „	91
Fresh	98 bushels	47	Whiskey	712 „	534
Galvanized Manufactures	22 cwt.	37	Rum	470 „	331
Glass	3 pkgs.	31	Perfumed	16 „	34
Glassware	5 „	47	Sugar—Unmanufactured	954 cwt.	1,272
Grain	45 bushels	10	Sundries	21 pkgs.	121
Gunpowder	236 lbs.	35	Tea	28,194 lbs.	2,154
Hair—Curled	112 „	12	Tents and Tarpaulins	5 pkgs.	20
Hardware & Ironmongery	547 pkgs.	1,379	Timber—Dressed	4,150 sup. feet	51
Hay and Chaff	3 tons	11	Undressed	227,846 „	2,632
Holloware	4 pkgs.	16	Tobacco	6,612 lbs.	853
Hops	561 lbs.	41	Cigars	700 „	455
Instruments—Musical	5 pkgs.	130	Treacle	1 cwt.	2
Iron—Galvanized	21 tons	693	Turpentine and Varnish	20 galls.	10
Wire	219 „	5,442	Vinegar	142 „	35
Manufactures	16 pkgs.	60	Woodware	7 pkgs.	146
Tanks	3 No.	15	Woolpacks	9,100 No.	1,613
Jams	4,646 lbs.	188			
			Total	£	31,290

EXPORTS *viâ* WENTWORTH.

No. 82.—RETURN showing the Quantity and Value of ARTICLES Exported from the Colony to VICTORIA and SOUTH AUSTRALIA, *viâ* WENTWORTH, during the Year 1874.

Articles.	Colony to which Exported.	Quantity.	Value.	Articles—*continued.*	Colony to which Exported.	Quantity.	Value.
			£				£
Apparel	Victoria	1 pkg.	2	Skins—Sheep	South Australia	107 bales	343
Blankets	„	3 pkgs.	10	Hides	„	860 No.	658
Boots and Shoes	„	2 „	6	Spirits—Brandy	Victoria	30 galls.	34
Bricks	„	3,000 No.	7	Sugar—Raw	„	11 cwt.	20
Candles	„	35 lbs.	2	Tallow	„	2½ tons	60
Carts	„	1 No.	15		South Australia	25 „	611
Copper Ore	South Australia	342½ tons	8,225	Tanks—Iron	Victoria	1 No.	5
Earthenware	Victoria	1 pkg.	2	Tea	„	42 lbs.	3
Effects—Personal	„	11 pkgs.	50	Timber—Dressed	„	750 sq. ft.	12
Furniture	„	6 „	12	Undressed	South Australia	2,000 „	19
Grain—Prepared	„	600 lbs.	5	Tinware	Victoria	1 pkg.	2
Holloware	„	1 pkg.	2	Woolpacks	„	500 No.	135
Live Stock—Horned Cattle	South Australia	5,840 No.	40,780	Wool	„	3,725,904 lbs.	326,292
Horses	„	598 „	5,387		South Australia	4,459,728 „	390,226
Sheep	„	87,933 „	52,835				
Skins—Sheep	Victoria	55 bales	183		Total	£	825,943

BORDER CUSTOMS—*continued.*

IMPORTS *viâ* TOCUMWALL.

No. 83.—RETURN showing the Quantity and Value of ARTICLES Imported into the Colony from VICTORIA *viâ* TOCUMWALL, during the Year 1874.

Articles.	Quantity.	Value.
		£
Acids	7 pkgs.	22
Aerated Waters	90 galls.	25
Agricultural Implements	23 pkgs.	118
Ale, Porter, & Beer — In wood	1,164 galls.	175
Ale, Porter, & Beer — In bottle	1,261 „	377
Alkali	5 cwt.	4
Anvils	1 No.	2
Apparel and Slops	50 pkgs.	991
Arms and Ammunition—		
Firearms	2 „	15
Powder—Sporting	87 lbs.	13
Shot	3 cwt.	7
Axes	4 pkgs.	20
Baskets	12 „	30
Bedsteads	19 „	35
Bedding	5 „	20
Bellows—Smiths'	1 No.	4
Biscuits	1,072 lbs.	27
Blacking	7 pkgs.	10
Blankets	5 „	100
Blue	265 lbs.	11
Boats	1 No.	12
Brushware	14 pkgs.	21
Building Materials—Doors	78 No.	90
Sashes	64 „	30
Butter and Cheese	1,051 lbs.	41
Candles	1,956 „	90
Canvas	2 pkgs.	15
Carpeting and Druggeting	6 „	57
Carts & Carriage Materials	13 „	18
Cement	12 casks	24
Chains	2 cwt.	5
Chocolate and Cocoa	272 lbs.	14
Coffee and Chicory	1,099 „	62
Confectionery & Preserves	1,494 „	64
Cordage and Rope	23 cwt.	86
Cutlery	3 pkgs.	15
Drapery	93 „	2,436
Drugs	20 „	75
Earthenware	24 „	128
Fancy Goods	8 „	110
Fish—Preserved	1,750 lbs.	86
Salt	596 „	15
Flour	12 tons	125
Maizena	412 lbs.	13
Fruit—Bottled	18 doz. qts.	11
Dried	8,368 lbs.	279
Green	82 pkgs.	78
Furniture	58 „	225
Ginger	48 lbs.	3
Glass—Window	11 pkgs.	30
Glassware	4 „	19
Grain—Manufactured	12 cwt.	21
Maize	20 bushels	7
Oats	113 „	34
Rice	29 cwt.	37
Beans and Pease	1 „	1
Hair	1 pkg.	2
Hardware	89 pkgs.	637
Hay and Chaff	10 tons	60
Holloware	16 pkgs.	60
Hops	481 lbs.	45
Instruments—Musical	1 pkg.	12
Iron—Bar and Rod	5 tons	100
Galvanized	35 „	1,330
Galvanized Manufactures.	44 cwt.	210
Hoop	15 „	14
Castings	10 „	30
Piping	5 pkgs.	9
Standards	2 tons	43
Tanks	5 No.	22
Wire	29 tons	754
Jams	2,872 lbs.	106
Jellies	72 „	4
Lampblack	7 pkgs.	10
Leather	10 „	82
Boots and Shoes	36 „	565
Lime	28 bags	21
Lime-juice	2 galls.	1
Live Stock—Bulls	2 No.	320
Cows	5 „	30
Horses	18 „	200
Luggage & Personal Effects	5 pkgs.	41
Machinery—Chaff-cutting	10 „	41
Pumping	15 „	195
Sewing	8 „	87
Sheep Supports	12 „	96
Wool-pressing	1 No.	90
Weighing	4 pkgs.	35
Matches	24 „	80
Matting and Rugs	5 „	12
Mustard	462 lbs.	22
Nails	26 cwt.	47
Oils—Castor	55 galls.	16
Kerosene	840 „	105
Linseed	234 „	59
Olive	65 „	23
Oil-cloth	3 pkgs.	14
Oilmen's Stores	159 doz. pts.	98
Onions	10 cwt.	13
Paints	22 „	68
Pepper and Spices	380 lbs.	19
Perambulators	5 No.	9
Pipes—Tobacco	3 pkgs.	2
Pitch and Tar	16 „	19
Plants and Seeds	25 „	50
Potatoes	23 tons	190
Provisions—Bacon	494 lbs.	21
Ham	693 „	45
Preserved Meats	9 pkgs.	28
Saddlery and Harness	23 „	291
Sago	232 lbs.	5
Salt	14 tons	74
Saltpetre	1 cwt.	2
Sarsaparilla	12 galls.	7
Soda—Crystals	1 ton	18
Soap—Common	10 tons	220
Starch	539 lbs.	13
Stationery—Books	4 pkgs.	10
Paper—Brown and Wrapping	8 cwt.	14
Writing	349 lbs.	15
Ink	1 case	1
Stones—Grind	6 No.	3
Sharpening	2 pkgs.	3
Sundries	9 „	27
Spirits—Brandy	1,251 galls.	705
Geneva	141 „	35
Rum	210 „	62
Whiskey	427 „	144
Perfumed	7 „	10
All other	5 „	10
Sugar—Refined	13 cwt.	26
Unrefined	457 „	754
Molasses	1 „	2
Tapioca	74 lbs.	2
Tarpaulings and Tents	2 pkgs.	25
Tea	9,696 lbs.	727
Timber—Gum, undressed	23,416 feet	175
Palings	3,400 No.	17
Pine—dressed	28,598 feet	600
Undressed.	6,478 „	120
Stringy-bark, dressed	402 „	4
Undressed	606 „	5
Tinware	6 pkgs.	26
Tobacco—Manufactured	3,196 lbs.	240
Turpentine	45 galls.	13
Turnery and Woodware	16 pkgs.	44
Varnish	7 galls.	6
Vinegar	209 „	43
Whiting and Chalk	6 pkgs.	9
Wines—Sparkling	32 galls.	64
Still	237 „	190
Woolpacks	3,490 No.	785
Total	£	18,121

BORDER CUSTOMS—*continued.*

EXPORTS *viâ* TOCUMWALL.

No. 84.—RETURN showing the Quantity and Value of ARTICLES Exported from the Colony to VICTORIA, *viâ* TOCUMWALL, during the Year 1874.

Articles.	Quantity.	Value.	Articles—*continued.*	Quantity.	Value.
		£ s. d.			£ s. d.
Agricultural Implements...	5 pkgs.	13 0 0	Provisions—Bacon ...	174 lbs.	7 0 0
Apparel	1 „	2 0 0	Salt	1 cwt.	0 10 0
Arms and Ammunition—			Skins—Sheep	20,160 lbs.	504 0 0
Firearms	1 „	10 0 0	Spirits—Brandy	3 galls.	6 0 0
Powder (Sporting)	2 lbs.	0 6 0	Sundries	9 pkgs.	100 0 0
Brushware	1 pkg.	1 0 0	Sugar—Raw	7 cwt.	16 10 0
Coffee	8 lbs.	0 14 0	Tallow	30 tons	330 0 0
Flour	2 tons	24 0 0	Tobacco	3 lbs.	1 0 0
Grain—Oats	49 bush.	15 0 0	Timber—Gum, undressed..	300 feet	3 0 0
Wheat	8 „	2 0 0	„ Pine „ ...	375 „	4 0 0
Hardware	3 pkgs.	4 0 0	Varnish	1 gall.	1 0 0
Hides	20 „	153 0 0	Wool	2,051,155 lbs.	153,836 0 0
Live Stock—Horses ...	75 No.	550 0 0			
Horned Cattle	4,286 „	31,047 0 0			
Sheep ...	5,887 „	2,397 0 0	Total	£	189,153 0 0
Angora Goats (Half-bred)	250 „	125 0 0			

IMPORTS *viâ* HOWLONG.

No. 85.—RETURN showing the Quantity and Value of ARTICLES Imported into the Colony from VICTORIA, *viâ* HOWLONG, in the Year 1874.

Articles.	Quantity.	Value.	Articles—*continued.*	Quantity.	Value.
		£			£
Apparel and Slops ...	2 pkgs.	12	Oil—Kerosene	8 galls.	1
Agricultural Implements ..	9 „	92	Other	10 „	2
Bags	2 bales	30	Pepper and Spices ...	2 pkgs.	8
Beer—In bottle	158 galls.	27	Potatoes	2 tons	18
Carriages	2 No.	95	Provisions—Preserved ...	1 case	5
Carts, Drays, and Waggons	1 „	18	Saddlery and Harness ...	3 pkgs.	35
Confections and Preserves	4 cases	8	Salt	3 tons	17
Cordage and Rope ...	9 cwt.	13	Spirits—Brandy	105 galls.	126
Earthenware	2 pkgs.	32	Rum	29 „	29
Fruits—Dried	5 cwt.	14	Geneva	18 „	18
Bottled	2 cases	4	Whiskey ...	76 „	68
Furniture	3 pkgs.	37	Soap	11 cwt.	11
Grain—Barley	45 bush.	15	Sugar	56 „	97
Hardware	5 pkgs.	75	Sundries	9 pkgs.	25
Hats, Caps, and Bonnets	1 case	10	Tea	1,240 lbs.	124
Iron—Castings	1 ton	40	Tinware	10 pkgs.	32
Leather—Unmanufactured	7 cases	87	Timber—Shingles... ...	11,000 No.	22
Boots and Shoes	5 pkgs.	90	Palings	300 „	3
Linen and Drapery ...	13 „	244	Rough	5,505 feet	92
Live Stock—Cattle ...	90 No.	300	Tobacco—Cigars	10 lbs.	6
Horses ...	8 „	80	Toys and Fancy Goods ...	1 pkg.	1
Machinery	3 pkgs.	75	Turnery and Woodware ...	5 pkgs.	16
Matches	1 case	4	Wine	50 galls.	44
Metal—Galvanized ...	10 cwt.	21			
Oatmeal	4 „	4	Total	£	2,247
Oilmen's Stores	6 pkgs.	20			

EXPORTS *viâ* HOWLONG.

No. 86.—RETURN showing the Quantity and Value of ARTICLES Exported from the Colony to VICTORIA, Overland, *viâ* HOWLONG, in the Year 1874.

Articles.	Quantity.	Value.
		£
Bran	560 bush.	40
Grain—Oats	1,700 „	340
Pollard	560 „	40
Live Stock—Cattle	522 No.	2,960
Horses	58 „	575
Total ... ... £		3,955

BORDER CUSTOMS—*continued.*

IMPORTS *viâ* MARYLAND.

No. 87.—RETURN showing the Quantity and Value of ARTICLES Imported into the Colony from QUEENSLAND Overland, *viâ* MARYLAND, in the Year 1874.

Articles.	Quantity.	Value.	Articles—*continued.*	Quantity.	Value.
		£			£
Beer—In wood	962 gallons	120	Spirits—Brandy	600 gallons	600
In bottle	425 „	156	Rum	164 „	164
Coffee	373 lbs.	28	Whiskey	84 „	84
Drapery	20 pkgs.	1,540	Geneva	173 „	173
Fruits—Dried	4,092 lbs.	52	Tea	4,965 lbs.	497
Iron Wire, &c.	50 cwt.	50	Timber—Rough	700 feet	7
Jams	1,791 lbs.	60	Tobacco	2,098 lbs.	525
Oilmen's Stores	40 pkgs.	330	Wine—Sparkling... ...	2 gallons	5
Rice	70 cwt.	100	Still	99 „	99
Salt	179 „	62			
Sugar—Raw	41¼ „	65	Total ... ... £		4,733
Refined	9 „	16			

EXPORTS *viâ* MARYLAND.

No. 88.—RETURN showing the Quantity and Value of ARTICLES Exported from the Colony to QUEENSLAND, Overland, *viâ* MARYLAND, in the Year 1874.

Articles.	Quantity.	Value.
		£
Hides	700 No.	700
Skins—Sheep	6,000 „	210
Tallow	200 cwt.	300
Tin Ore...	1,300 tons	65,000
Wool	126,000 lbs.	9,500
Total ... ... £		75,710

PART IV.

MILLS AND MANUFACTURES.

CONTENTS.

Number of Return.		Page.
89	Mills for Grinding and Dressing Grain, in the Settled and the Pastoral Districts ...	128
90	„ „ (Decennial Return)	128
91	Manufactories, Works, &c., in the Settled Districts	129
92	„ „ in the Pastoral Districts	132
93	„ „ in each Police District	136
94	„ „ (Decennial Return)	137
95	Woollens Manufactured during the Year	139
96	„ „ (Decennial Return)...	139
97	Soap and Candles Manufactured during the Year	139
98	„ „ (Decennial Return)	140
99	Tobacco Manufactured during the Year	140
100	„ „ (Decennial Return)	140
101	Sugar Manufactories, and quantity produced from Cane grown in the Colony	140
102	„ „ „ „ „ „ from 1870 to 1874...	141
103	Refined Sugar Manufactured—(Decennial Return)	141
104	Live Stock slaughtered for Tallow and Lard, and quantity produced during the Year ...	141
105	„ „ (Decennial Return)	142
106	Colonial Distilled Spirits—(Decennial Return)	142

MILLS.

No. 89.—RETURN showing the Number of MILLS for Grinding and Dressing Grain in the Colony, in the Year 1874.

Districts.	Steam.	Water.	Wind.	Horse.	Total.
	No.	No.	No.	No.	No.
SETTLED DISTRICTS.					
Bathurst	10	...	...	...	10
Berrima	2	...	1	...	3
Burrowa	2	...	...	...	2
Braidwood	3	...	...	...	3
Brisbane Water	Nil	...	...	...	...
Broulee	Nil	...	...	...	...
Camden, Narellan, and Picton	3	...	...	...	3
Campbelltown	1	...	2	...	3
Carcoar	3	...	...	...	3
Cassilis	1	...	...	...	1
Cowra	1	...	...	...	1
Dowling	Nil	...	...	...	...
Dungog	3	1	...	...	4
Goulburn	8	...	...	...	8
Hartley	2	1	...	...	3
Kiama	2	...	...	...	2
Liverpool	Nil	...	...	...	...
Maitland	4	...	...	...	4
Manning River	2	...	...	...	2
Metropolitan	14	...	1	...	15
Molong	1	...	...	...	1
Mudgee	6	...	...	...	6
Murrurundi	2	...	...	...	2
Muswellbrook and Merton	1	...	...	...	1
Newcastle	1	...	...	...	1
Orange	3	...	...	...	3
Parramatta	...	...	...	1	1
Paterson	2	...	...	...	2
Patrick's Plains	5	...	...	...	5
Penrith	1	...	...	...	1
Port Macquarie	...	...	1	1	2
Port Stephens	...	1	...	...	1
Queanbeyan	2	...	...	...	2
Raymond Terrace	1	...	...	...	1
Rylstone	1	...	...	...	1
Scone	1	...	...	...	1
Shoalhaven	...	...	...	1	1
Wellington	1	...	...	...	1
Windsor	3	1	...	...	4
Wollombi	2	...	...	...	2
Wollongong	3	...	...	...	3
Yass	3	...	...	...	3
TOTAL	100	4	5	3	112

Districts—*continued.*	Steam.	Water.	Wind.	Horse.	Total.
	No.	No.	No.	No.	No.
PASTORAL DISTRICTS.					
Bligh—					
Dubbo	1	...	...	...	1
Clarence—					
Grafton	...	...	...	...	...
Lachlan—					
Grenfell	1	...	...	...	1
Young	3	...	...	...	3
Gundagai	2	...	...	...	2
Wagga Wagga	1	...	...	...	1
	7	...	...	...	7
Liverpool Plains—					
Tamworth	4	...	...	...	4
Monaro—					
Bega	1	...	...	...	1
Bombala	1	1	...	...	2
Broulee	1	...	...	...	1
Cooma	3	2	...	...	5
Eden	1	...	...	...	1
	7	3	...	...	10
Murrumbidgee—					
Albury	6	...	...	...	6
Deniliquin	1	...	...	...	1
Gundagai	2	1	...	...	3
Tumut	1	2	...	...	3
Wagga Wagga	2	1	...	...	3
	12	4	...	...	16
New England—					
Armidale	4	...	...	...	4
Tenterfield	1	1	...	...	2
Glen Innes	2	...	...	...	2
Inverell	2	...	...	...	2
	9	1	...	...	10
Wellington—					
Forbes	1	...	...	10	11
Molong	1	...	...	...	1
	2	...	...	10	12
TOTAL, PASTORAL DISTRICTS	42	8	...	10	60
TOTAL, SETTLED DISTRICTS	100	4	5	3	112
GENERAL TOTAL	142	12	5	13	172

No. 90.—DECENNIAL RETURN of the Number of MILLS for Grinding and Dressing Grain.

Year.	Steam.	Water.	Wind.	Horse.	Total.
	No.	No.	No.	No.	No.
1865	135	18	14	8	175
1866	130	13	10	6	159
1867	155	15	10	8	188
1868	146	15	10	10	181
1869	151	14	10	8	183
1870	155	16	8	8	187
1871	160	14	7	9	190
1872	159	13	6	10	188
1873	154	15	6	7	182
1874	142	12	5	13	172

MANUFACTORIES, WORKS, &c.

SETTLED DISTRICTS.

No. 91.—RETURN showing the number of MANUFACTORIES, WORKS, &c., in the SETTLED DISTRICTS of the Colony, in the Year 1874.

| Manufactories, Works, &c.—Description. | Settled Districts—(Police Districts and Parts of.) | | |

MANUFACTORIES, WORKS, &c.—*continued.*

No. 91.—RETURN of MANUFACTORIES, WORKS, &c., in the SETTLED DISTRICTS—*continued.*

| Manufactories, Works, &c.— Description. | SETTLED DISTRICTS—(POLICE DISTRICTS AND PARTS OF.) | | |

MANUFACTORIES, WORKS, &c.—*continued.*

No. 91.—RETURN of MANUFACTORIES, WORKS, &c., in the SETTLED DISTRICTS—*continued.*

| Manufactories, Works, &c.— Description. | SETTLED DISTRICTS—(POLICE DISTRICTS AND PARTS OF.) | | |

MANUFACTORIES,
PASTORAL

No. 92.—RETURN showing the Number of MANUFACTORIES,

Manufactories, Works, &c.—Description.	Pastoral Districts—(Police																														
	Albert.			Bligh.			Clarence.					Darling.				Gwydir.			Lachlan.												
	Bourke.	Mitchell.	Total.	Dubbo.	Coonamble.	Walgett.	Total.	Grafton.	Richmond River.	Tenterfield.	Tweed River.	Total.	Balranald.	Wentworth.	Mitchell.	Total.	Warialda.	Walgett.	Total.	Boorowa.	Gundagai.	Wagga Wagga.	Young.	Grenfell.	Yass.	Forbes.	Oxley.	Cowra.	Total.		
Connnected with or dependent upon Agriculture, viz. :—																															
Agricultural Implement Manufactories								...				...											...								
Tobacco								1				1																			
Bakeries (Steam)								...				...																			
Reaping Machines				5			5	...				...										4	16								20
Threshing Machines				3			3	1				1								1	2	3	3		1						10
Hay-cutting Machines (Steam)				2			2	5				5																			
Hay-pressing Machines								1				1																			
Horse-raking Machine								...				...											...								
Chaff cutters				6			6	10	10			20								5	6	2	23			2					38
Bone-manure Manufactories								...				...											...								
Wine-presses				5			5	8				8									4	2	2								8
Sugar Manufactories								16	9		1	26																			
Mowing Machines				3			3	...				...									1		2								3
Corn-crushers				1			1	1				1									4		6								10
Corn-shellers				6			6	422	30		20	472											23								23
Maizena and Starch								...				...											...								
Winnowing Machines				3			3	...				...									5	10	35								50
Working on Raw Materials, the production of the Pastoral Interest, viz. :—																															
Soap and Candle Manufactories								1				1											...								
Woollen-cloth Manufactories								...				...											...								
Tanneries, &c.				1			1	1				1											...								
Fellmongers, &c.								...				...											...								
Salting and Meat-preserving Establishments								2				2											...								
Boiling-down Establishments								2				2											...								
Wool-washing Establishments				2			2	...				...											1								1
Wool-washing Machines (Steam)								...				...										1	...								1
Wool-pressing Machines (Steam)				1	2		3	...				...											...								
Glue Manufactories								...				...											...								
Sheep-washing Machines				2			2	...				...									4	1	3								8
Manufacture of Food of which the Raw Material is not the produce of Agriculture and of Articles of Drink, viz. :—																															
Distilleries								1				1											...								
Sugar Refineries								3				3											...								
Breweries								...				...											1				1				2
Confectionery Manufactories								...				...									1		...								1
Coffee, Chocolate, and Spice Works								...				...											...								
Ginger-beer, Aerated Waters, Liqueurs, Cordial, Vinegar, Ink, and Blacking Manufactories								4				4									1		3	1							5
Jam Manufactories								...				...											...								
Building Materials and Plastic Manufactures, viz. :																															
Brick-yards				4			4	7				7		2		2				3	1	1	3	1			1				10
Drain-pipe Manufactories								...				...											...								
Lime-kilns				3			3	...				...								2	1		...					1		4
Potteries, &c.								...				...											...								
Tile-works								...				...											...								
Saw-mills, &c. (Steam)				3			3	4	4			8										1	1	2	1		2				7
,, (Water)								...				...											...								
Machine Manufactories, Brass, Lead, and Iron Works																															
Iron and Tin Works								...				...											...								
Iron, Brass, and Copper Foundries								...				...											...	1							1
Machinists, Engineers, &c.								...				...											...								
Type Foundries								...				...											...								

WORKS, &c.—*continued.*

DISTRICTS.

WORKS, &c., in the PASTORAL DISTRICTS of the Colony, in the Year 1874.

Districts and parts of).	Liverpool Plains.						Monaro.							Murrumbidgee.								Macleay.			New England.					Warrego.			Wellington.					Totals of Pastoral Districts.	Totals of Settled Districts.	General Total.
	Murrurundi.	Tamworth.	Narrabri.	Walgett.	Coonamble.	Total.	Broulee.	Queanbeyan.	Bombala.	Cooma.	Eden.	Bega.	Total.	Albury.	Deniliquin.	Gundagai.	Mouna.	Tumut.	Wagga Wagga.	Yass.	Oxley.	Total.	Macleay River.	Armidale.	Total.	Armidale.	Tenterfield.	Inverell.	Richmond River.	Glen Innes.	Total.	Walgett.	Bourke.	Total.	Dubbo.	Molong.	Bourke.	Forbes.	Total.			
		1				1					2		2	2								2				2				2								7	38	45
																																							1	22	23
																																								3	3
									1	3		4	8	40	4		4	2	7			57				4	1			1	6				2	5		1	8	104	221	325
							1	1	6	4		6	18	54	1	3	1	5	5	4		73				6	4			1	11				3	4			7	123	337	460
															1							1													1			1	9	2	11
																1						1				1				1									3	370	373
																																								1	1
							4	1		4	5	10	24	46	17	7	17	4	5	2	2	100				12	4			7	23				4	3		3	10	221	1092	1313
																																								10	10
												7	7	108		5		3	5			121				1		5			6				3				3	158	209	367
																			1			1	10		10															37	30	67
											5		6	11	16	2	2		1			1	22				4	1			2	7				2	2			4	50	295	345
							2					2	9	13		1	4						5				1		5		1	7				3			1	4	41	285	326
							4	1			37	16	58	1	1			9		2		13				16	20				36				4	8			12	620	1972	2592
											1		1																											1		1
								1		3	2	11	17	120	2	7	2	5	14	2		152				9	4			4	17				6	4			10	249	731	980
		2				2								1								1						1			1		1	1	1			1	2	8	23	31
																																									8	8
		1				1			2		2	2	6	1					1			2				1	1			1	3				1			1	15	99	114
												3	3	2					1			3				2				1	3				1			2	3	12	23	35
																																								2	21	23
																	1					1																		3	30	33
														3	2							5				2				1	3		7	7				1	1	19	14	33
																			2			2										3		3	1			1	2	8	2	10
																																	2	2				1	1	6	18	24
																																									2	2
		1				1									2	3			5			10								2	2				7			1	8	31	37	68
														8		2		1				11																		12	37	49
																																									3	3	6
		1				1						1	1	4	1	1			2			8																	2	2	14	17	31
		1				1													2			2																		4	38	42
																																										7	7
		5				5				1			1	1	1	2		2	2			8	1		1	3	2			3	8		1	1				5	5	38	61	99
																																										3	3
		10				10		1	4	1		5	11	12	2	2	1	2	6			25	1		1	5	3	2		2	12		1	4		1		4	5	91	191	282
														1								1																		1	7	8
		5				5	1		1	1	1	4	8	3		3		2				8	1		1		3	1			4		1	1		1		2	3	37	67	104
														1								1																		1	12	13
														2								2																		2	9	11
		5				5	1		1			2	4	5	2				2			9	1		1	5		1		2	8				4	1		4	9	54	86	140
											1		1						2			2					1			1	2								5	7	12
																			2			2				1					1									3	36	39
																																									1	40	41
												2	2																											2	74	76
																																										2	2

MANUFACTORIES,
PASTORAL

No. 92.—RETURN of MANUFACTORIES,

Manufactories, Works, &c.—Description.	Pastoral Districts—(Police																																		
	Albert.			Bligh.				Clarence.					Darling.				Gwydir.			Lachlan.																
	Bourke.	Mitchell.	Total.	Dubbo.	Coonamble.	Walgett.	Total.	Grafton.	Richmond River.	Tenterfield.	Tweed River.	Total.	Balranald.	Wentworth.	Mitchell.	Total.	Warialda.	Walgett.	Total.	Boorowa.	Gundagai.	Wagga Wagga.	Young.	Grenfell.	Yass.	Forbes.	Oxley.	Cowra.	Total.							
Miscellaneous :—																																			
Account Book, &c., Manufactories	...	...	...	...	...	...	...	...	...	...	...	...	...	...	...	...	...	...	...	...	...	...	...	...	...	...	...	...	...						
Bark-cutting Machines	...	...	...	1	...	...	1	...	...	...	...	...	...	...	...	...	...	...	...	...	...	...	...	...	...	...	...	...						
Bark-pressing Machines	...	...	...	...	...	...	...	...	...	...	...	...	...	...	...	...	...	...	...	...	...	...	...	...	...	...	...	...						
Basket Manufactories	...	...	...	...	...	...	...	...	...	...	...	...	...	...	...	...	...	...	...	...	...	...	...	...	...	...	...	...						
Bone-charcoal Manufactory	...	...	...	...	...	...	...	...	...	...	...	...	...	...	...	...	...	...	...	...	...	...	...	...	...	...	...	...						
Bedding Manufactories	...	...	...	...	...	...	...	...	...	...	...	...	...	...	...	...	...	...	...	...	...	...	...	...	...	...	...	...						
Boot Manufactories	...	...	...	...	...	...	...	...	...	...	...	...	...	...	...	...	...	...	...	...	...	...	...	...	...	...	...	...						
Brush Manufactory	...	...	...	...	...	...	...	...	...	...	...	...	...	...	...	...	...	...	...	...	...	...	...	...	...	...	...	...						
Cabinet Works (Steam)	...	...	...	...	...	...	...	...	...	...	...	...	...	...	...	...	...	...	...	...	...	...	...	...	...	...	...	...						
Chemical Works	...	...	...	...	...	...	...	...	...	...	...	...	...	...	...	...	...	...	...	...	...	...	...	...	...	...	...	...						
Clothing Manufactories	...	...	...	...	...	...	...	...	...	...	...	...	...	...	...	...	...	...	...	...	...	...	...	...	...	...	...	...						
Coach and Waggon Manufactories ...	...	...	...	...	...	...	...	1	...	...	...	1	...	...	...	...	...	...	...	...	...	...	4	...	...	...	...	...	4						
Comb Manufactories	...	...	...	...	...	...	...	...	...	...	...	...	...	...	...	...	...	...	...	...	...	...	...	...	...	...	...	...						
Dry Docks and Floating Docks	...	...	...	...	...	...	...	...	...	...	...	...	...	...	...	...	...	...	...	...	...	...	...	...	...	...	...	...						
Dye Establishments	...	...	...	...	...	...	...	...	...	...	...	...	...	...	...	...	...	...	...	...	...	...	...	...	...	...	...	...						
Firework Manufactory	...	...	...	...	...	...	...	...	...	...	...	...	...	...	...	...	...	...	...	...	...	...	...	...	...	...	...	...						
Fire-engines	...	...	...	...	...	...	...	...	...	...	...	...	...	...	...	...	...	...	...	...	...	...	...	...	...	...	...	...						
Gas-works	...	...	...	...	...	...	...	...	...	...	...	...	...	...	...	...	...	...	...	...	...	...	...	...	...	...	...	...						
Glass Manufactories	...	...	...	...	...	...	...	...	...	...	...	...	...	...	...	...	...	...	...	...	...	...	...	...	...	...	...	...						
Hat Manufactories	...	...	...	...	...	...	...	...	...	...	...	...	...	...	...	...	...	...	...	...	...	...	...	...	...	...	...	...						
Ice Manufactories	...	...	...	...	...	...	...	...	...	...	...	...	...	...	...	...	...	...	...	...	...	...	...	...	...	...	...	...						
Kerosene Oil Manufactories	...	...	...	...	...	...	...	...	...	...	...	...	...	...	...	...	...	...	...	...	...	...	...	...	...	...	...	...						
Marble Works	...	...	...	...	...	...	...	...	...	...	...	...	...	...	...	...	...	...	...	...	...	...	...	...	...	...	...	...						
Mast and Block Manufactories	...	...	...	...	...	...	...	...	...	...	...	...	...	...	...	...	...	...	...	...	...	...	...	...	...	...	...	...						
Metallic Paint Manufactory	...	...	...	...	...	...	...	...	...	...	...	...	...	...	...	...	...	...	...	...	...	...	...	...	...	...	...	...						
Organ-builder	...	...	...	...	...	...	...	...	...	...	...	...	...	...	...	...	...	...	...	...	...	...	...	...	...	...	...	...						
Packing-case Manufactories	...	...	...	...	...	...	...	...	...	...	...	...	...	...	...	...	...	...	...	...	...	...	...	...	...	...	...	...						
Paper-box Manufactory	...	...	...	...	...	...	...	...	...	...	...	...	...	...	...	...	...	...	...	...	...	...	...	...	...	...	...	...						
Paper Mills	...	...	...	...	...	...	...	...	...	...	...	...	...	...	...	...	...	...	...	...	...	...	...	...	...	...	...	...						
Patent Slips	...	...	...	...	...	...	...	1	...	...	...	1	...	...	...	...	...	...	...	...	...	...	...	...	...	...	...	...						
Printing Establishments (Steam) ...	...	...	...	...	...	...	...	...	...	...	...	...	...	...	...	...	...	...	...	...	...	...	...	...	...	...	...	...						
Rope Manufactories	...	...	...	...	...	...	...	...	...	...	...	...	...	...	...	...	...	...	...	...	...	...	...	...	...	...	...	...						
Railway-carriage Works	...	...	...	...	...	...	...	...	...	...	...	...	...	...	...	...	...	...	...	...	...	...	...	...	...	...	...	...						
Saddle and Harness Manufactories ...	...	...	...	...	...	...	...	...	...	...	...	...	...	...	...	...	...	...	...	...	...	...	...	...	...	...	...	...						
Salt Works	...	...	...	...	...	...	...	...	...	...	...	...	...	...	...	...	...	...	...	...	...	...	...	...	...	...	...	...						
Ship and Boat Builders	...	...	...	...	...	...	...	2	3	...	...	5	...	...	...	...	...	...	...	...	...	...	...	...	...	...	...	...						
Shirt Manufactories	...	...	...	...	...	...	...	...	...	...	...	...	...	...	...	...	...	...	...	...	...	...	...	...	...	...	...	...						
Smelting Works—Iron	...	...	...	...	...	...	...	...	...	...	...	...	...	...	...	...	...	...	...	...	...	...	...	...	...	...	...	...						
Smelting Works—Copper	...	...	...	...	...	...	...	...	...	...	...	...	...	...	...	...	...	...	...	...	...	...	...	...	...	...	...	...						
Smelting Works—Tin	...	...	...	...	...	...	...	...	...	...	...	...	...	...	...	...	...	...	...	...	...	...	...	...	...	...	...	...						
Soap-powder Manufactory	...	...	...	...	...	...	...	...	...	...	...	...	...	...	...	...	...	...	...	...	...	...	...	...	...	...	...	...						
Steam-joinery	...	...	...	...	...	...	...	...	...	...	...	...	...	...	...	...	...	...	...	...	...	...	...	...	...	...	...	...						
Steam-vessels	...	...	...	...	...	...	...	...	...	...	...	...	...	...	...	...	...	...	...	...	...	...	...	...	...	...	...	...						
Stone-crushing Machines	...	...	...	...	...	...	...	...	...	...	...	...	...	...	...	...	...	...	...	...	...	...	...	...	...	...	...	...						
Stone-dressing Machines (Steam) ...	...	...	...	...	...	...	...	...	...	...	...	...	...	...	...	...	...	...	...	...	...	...	...	...	...	...	...	...						
Surgical Instrument Manufactory ...	...	...	...	...	...	...	...	...	...	...	...	...	...	...	...	...	...	...	...	...	...	...	...	...	...	...	...	...						
Water-works	...	...	...	...	...	...	...	...	...	...	...	...	...	...	...	...	...	...	...	...	...	...	...	...	...	...	...	...						
Window Blind Manufactories	...	...	...	...	...	...	...	...	...	...	...	...	...	...	...	...	...	...	...	...	...	...	...	...	...	...	...	...						
Wire-works	...	...	...	...	...	...	...	...	...	...	...	...	...	...	...	...	...	...	...	...	...	...	...	...	...	...	...	...						
TOTALS...	...	...	...	51	2	...	53	494	56	...	21	571	...	2	...	2	...	...	...	11	30	25	126	5	2	2	4	1	206						

WORKS, &c.—*continued.*
DISTRICTS—*continued.*
WORKS, &c., in the PASTORAL DISTRICTS—*continued.*

Districts and parts of)—*continued.*

Liverpool Plains.						Monaro.							Murrumbidgee.									Macleay.			New England.					Warrego.			Wellington.					Totals of Pastoral Districts.	Totals of Settled Districts.	General Total.
Murrurundi.	Tamworth.	Narrabri.	Walgett.	Coonamble.	Total.	Broulee.	Queanbeyan.	Bombala.	Cooma.	Eden.	Bega.	Total.	Albury.	Deniliquin.	Gundagai.	Moama.	Tumut.	Wagga Wagga.	Yass.	Oxley.	Total.	Macleay River.	Armidale.	Total.	Armidale.	Tenterfield.	Inverell.	Richmond River.	Glen Innes.	Total.	Walgett.	Bourke.	Total.	Dubbo.	Molong.	Bourke.	Forbes.	Total.			
...	...	...	...	...	...	...	...	...	...	...	...	...	...	...	...	...	...	...	...	...	...	...	...	...	...	...	...	...	...	...	...	...	...	...	...	...	...	12	12
...	...	...	...	...	...	...	...	...	...	3	16	19	...	...	...	...	...	...	...	...	...	...	...	...	1	...	...	...	1	...	...	...	1	...	...	...	1	22	45	67
...	...	...	...	...	...	...	...	...	...	...	...	...	...	...	...	...	...	...	...	...	...	...	...	...	...	...	...	...	...	...	...	...	...	...	...	...	...	4	4
...	...	...	...	...	...	...	...	...	...	...	...	...	...	...	...	...	...	...	...	...	...	...	...	...	...	...	...	...	...	...	...	...	...	...	...	...	...	3	3
...	...	...	...	...	...	...	...	...	...	...	...	...	...	...	...	...	...	...	...	...	...	...	...	...	...	...	...	...	...	...	...	...	...	...	...	...	...	1	1
...	...	...	...	...	...	...	...	...	...	...	...	...	...	...	...	...	...	...	...	...	...	...	...	...	...	...	...	...	...	...	...	...	...	...	...	...	...	3	3
...	...	...	...	...	...	...	...	...	...	...	...	...	...	...	...	...	...	...	...	...	...	...	...	...	2	...	...	...	...	2	...	...	...	...	...	...	...	2	48	50
...	...	...	...	...	...	...	...	...	...	...	...	...	...	...	...	...	...	...	...	...	...	...	...	...	...	...	...	...	...	...	...	...	...	...	...	...	...	1	1
...	...	...	...	...	...	...	...	...	...	...	...	...	...	...	...	...	...	...	...	...	...	...	...	...	...	...	...	...	...	...	...	...	...	...	...	...	...	1	1
...	...	...	...	...	...	...	...	...	...	...	...	...	...	...	...	...	...	...	...	...	...	...	...	...	...	...	...	...	...	...	...	...	...	...	...	...	...	1	1
...	...	...	...	...	...	...	...	...	...	...	...	...	...	...	...	...	...	...	...	...	...	...	...	...	...	...	...	...	...	...	...	...	...	...	...	...	...	17	17
...	2	...	...	...	2	...	...	...	...	...	3	3	3	2	...	...	...	3	...	...	8	...	...	...	3	2	...	...	...	5	...	...	...	...	...	...	2	2	25	74	99
...	...	...	...	...	...	...	...	...	...	...	...	...	...	...	...	...	...	...	...	...	...	...	...	...	...	...	...	...	...	...	...	...	...	...	...	...	...	1	1
...	...	...	...	...	...	...	...	...	...	...	...	...	...	...	...	...	...	...	...	...	...	...	...	...	...	...	...	...	...	...	...	...	...	...	...	...	...	3	3
...	...	...	...	...	...	...	...	...	...	...	...	...	...	...	...	...	...	...	...	...	...	...	...	...	...	...	...	...	...	...	...	...	...	...	...	...	...	8	8
...	...	...	...	...	...	...	...	...	...	...	...	...	...	...	...	...	...	...	...	...	...	...	...	...	...	...	...	...	...	...	...	...	...	...	...	...	...	1	1
...	...	...	...	...	...	...	...	...	...	...	...	...	...	...	...	...	...	...	...	...	...	...	...	...	...	...	...	...	...	...	...	...	...	...	...	...	...	22	22
...	...	...	...	...	...	...	...	...	...	...	...	...	...	...	...	...	...	...	...	...	...	...	...	...	...	...	...	...	...	...	...	...	...	...	...	...	...	10	10
...	...	...	...	...	...	...	...	...	...	...	...	...	...	...	...	...	...	...	...	...	...	...	...	...	...	...	...	...	...	...	...	...	...	...	...	...	...	3	3
...	...	...	...	...	...	...	...	...	...	...	...	...	...	...	...	...	...	...	...	...	...	...	...	...	...	...	...	...	...	...	...	...	...	...	...	...	...	12	12
...	...	...	...	...	...	...	...	...	...	...	...	...	...	...	...	...	...	...	...	...	...	...	...	...	...	...	...	...	...	...	...	...	...	...	...	...	...	4	4
...	...	...	...	...	...	...	...	...	...	...	...	...	...	...	...	...	...	...	...	...	...	...	...	...	...	...	...	...	...	...	...	...	...	...	...	...	...	2	2
...	...	...	...	...	...	...	...	...	...	...	...	...	...	...	...	...	...	...	...	...	...	...	...	...	...	...	...	...	...	...	...	...	...	...	...	...	...	2	2
...	...	...	...	...	...	...	...	...	...	...	...	...	...	...	...	...	...	...	...	...	...	...	...	...	...	...	...	...	...	...	...	...	...	...	...	...	...	2	2
...	...	...	...	...	...	...	...	...	...	...	...	...	...	...	...	...	...	...	...	...	...	...	...	...	...	...	...	...	...	...	...	...	...	...	...	...	...	1	1
...	...	...	...	...	...	...	...	...	...	...	...	...	...	...	...	...	...	...	...	...	...	...	...	...	...	...	...	...	...	...	...	...	...	...	...	...	...	1	1
...	...	...	...	...	...	...	...	...	...	...	...	...	...	...	...	...	...	...	...	...	...	...	...	...	...	...	...	...	...	...	...	...	...	...	...	...	...	3	3
...	...	...	...	...	...	...	...	...	...	...	...	...	...	...	...	...	...	...	...	...	...	...	...	...	...	...	...	...	...	...	...	...	...	...	...	...	...	1	1
...	...	...	...	...	...	...	...	...	...	...	...	...	...	...	...	...	...	...	...	...	...	...	...	...	...	...	...	...	...	...	...	...	...	...	...	...	...	1	1
...	...	...	...	...	...	...	...	...	...	...	...	...	...	...	...	1	...	...	...	...	1	...	...	...	...	...	...	...	...	...	...	...	...	...	...	...	...	2	4	6
...	...	...	...	...	...	...	...	...	...	...	...	...	1	...	...	...	...	...	...	...	1	...	...	...	...	...	...	...	...	...	...	...	...	...	...	...	...	1	13	14
...	...	...	...	...	...	...	...	...	...	...	...	...	...	...	...	...	...	...	...	...	...	...	...	...	...	...	...	...	...	...	...	...	...	...	...	...	...	...	6	6
...	...	...	...	...	...	...	...	...	...	...	...	...	...	...	...	...	...	...	...	...	...	...	...	...	...	...	...	...	...	...	...	...	...	...	...	...	...	...	3	3
...	...	...	...	...	...	...	...	...	...	...	...	...	...	...	...	...	...	...	...	...	...	...	...	...	...	...	...	...	...	...	...	...	...	...	...	...	...	...	2	2
...	...	...	...	...	...	...	...	...	...	...	...	...	...	...	...	...	...	...	...	...	...	...	...	...	...	...	...	...	...	...	...	...	...	...	...	...	...	...	1	1
...	...	...	...	...	...	...	...	...	...	2	3	5	...	...	...	1	...	...	...	...	1	5	...	5	...	...	...	...	...	...	...	...	...	...	...	...	...	16	87	103
...	...	...	...	...	...	...	...	...	...	...	...	...	...	...	...	...	...	...	...	...	...	...	...	...	...	...	...	...	...	...	...	...	...	...	...	...	...	...	6	6
...	...	...	...	...	...	...	...	...	...	...	...	...	...	...	...	...	...	...	...	...	...	...	...	...	...	...	...	...	...	...	...	...	...	...	...	...	...	...	5	5
...	...	...	...	...	...	...	...	...	...	...	...	...	...	...	...	...	...	...	...	...	...	...	...	...	...	...	...	...	...	...	...	...	...	...	...	...	...	...	9	9
...	...	...	...	...	...	...	...	...	...	...	...	...	...	...	...	...	...	...	...	...	...	...	...	...	...	...	...	1	1	2	...	...	...	...	...	...	...	1	10	11
...	...	...	...	...	...	...	...	...	...	...	...	...	...	...	...	...	...	...	...	...	...	...	...	...	...	...	...	...	...	...	...	...	...	...	...	...	...	...	1	1
...	...	...	...	...	...	...	...	...	...	...	...	...	...	...	...	...	...	...	...	...	...	...	...	...	...	...	...	...	...	...	...	...	...	...	...	...	...	...	4	4
...	...	...	...	...	...	...	...	...	...	...	...	...	...	...	...	...	...	...	...	...	...	...	...	...	...	...	...	...	...	...	...	...	...	...	...	...	...	131	131
...	1	...	...	...	1	...	...	...	...	...	...	...	...	...	...	...	...	...	...	...	...	...	...	...	...	...	...	...	...	...	...	...	...	...	...	...	1	3	4
...	...	...	...	...	...	...	...	...	...	...	...	...	...	...	...	...	...	...	...	...	...	...	...	...	...	...	...	...	...	...	...	...	...	...	...	...	...	2	2
...	...	...	...	...	...	...	...	...	...	...	...	...	...	...	...	...	...	...	...	...	...	...	...	...	...	...	...	...	...	...	...	...	...	...	...	...	...	1	1
...	...	...	...	...	...	...	...	...	...	...	...	...	...	...	...	1	...	...	...	...	1	...	...	...	...	...	...	...	...	...	...	...	...	...	...	...	1	5	6
...	...	...	...	...	...	...	...	...	...	...	...	...	...	...	...	...	...	...	...	...	...	...	...	...	...	...	...	...	...	...	...	...	...	...	...	...	...	...	1	1
...	...	...	...	...	...	...	...	...	...	...	...	...	...	...	...	...	...	...	...	...	...	...	...	...	...	...	...	...	...	...	...	...	...	...	...	...	...	...	1	1
...	35	...	...	...	35	13	5	16	22	57	110	223	435	41	42	29	38	65	10	3	663	19	...	19	81	46	15	...	30	172	3	16	19	44	29	...	31	104	2067	7174	9241

MANUFACTORIES, WORKS, &c.—*continued.*

No. 93.—RETURN showing the number of Manufactories, Works, &c., in each Police District of the Colony, in the Year 1874.

Police Districts.	Connected with or dependent upon Agriculture.			Working on raw materials, the production of the Pastoral Interest.			Manufacture of Food, of which the raw material is not the produce of Agriculture, and of Articles of Drink.			Building Materials and Plastic Manufactures.			Machine Manufactories, Brass, Lead, and Iron Works.			Miscellaneous Works and Manufactories.			General Total.
	Manufactories.	Works, Machines, &c.	Total.	Manufactories.	Works, Machines, &c.	Total.	Manufactories.	Works, Machines, &c.	Total.	Manufactories.	Works, Machines, &c.	Total.	Manufactories.	Works, Machines, &c.	Total.	Manufactories.	Works, Machines, &c.	Total.	
Albury	2	385	387	1	6	7	1	12	13	2	22	24	...	...	...	3	1	4	435
Armidale	2	54	56	...	5	5	3	...	3	...	10	10	...	1	1	5	1	6	81
Balranald	...	...	...	...	...	...	...	...	...	...	...	...	...	...	...	...	...	...	...
Bathurst	1	432	433	1	6	7	7	2	9	...	28	28	...	6	6	8	5	13	496
Bega	...	69	69	...	5	5	...	1	1	...	11	11	...	2	2	3	19	22	110
Berrima	1	84	85	...	5	5	1	1	2	...	6	6	...	2	2	...	5	5	105
Bombala	...	7	7	...	2	2	1	...	1	...	6	6	...	...	...	...	...	...	16
Boorowa	...	38	38	...	1	1	...	...	...	...	14	14	...	...	...	...	...	...	53
Bourke	...	...	...	1	9	10	1	...	1	...	5	5	...	...	...	...	...	...	16
Braidwood	2	91	93	...	8	8	2	4	6	...	8	8	...	...	...	5	4	9	124
Brisbane Water ...	...	13	13	...	...	...	...	...	...	...	1	1	...	...	...	...	6	6	20
Broulee	...	14	14	...	1	1	1	...	1	...	9	9	...	...	...	...	...	...	25
Camden, Narellan, and Picton ...	1	302	303	...	3	3	...	8	8	...	2	2	...	1	1	...	2	2	319
Campbelltown ...	...	56	56	...	2	2	...	...	...	...	...	...	...	...	...	...	...	...	58
Carcoar	...	34	34	...	...	...	2	...	2	...	7	7	...	...	...	1	...	1	44
Cassilis	...	30	30	...	4	4	...	...	...	...	3	3	...	...	...	...	...	...	37
Cooma	...	19	19	...	...	...	...	...	...	...	3	3	...	...	...	...	...	...	22
Coonamble	...	...	...	...	2	2	...	...	...	...	...	...	...	...	...	...	...	...	2
Cowra	...	15	15	...	...	...	...	...	...	...	4	4	...	...	...	...	...	...	19
Deniliquin	...	29	29	...	4	4	1	1	2	...	4	4	...	...	...	2	...	2	41
Dowling	...	9	9	...	1	1	...	...	...	...	4	4	...	...	...	...	1	1	15
Dubbo	...	62	62	1	16	17	...	...	...	...	14	14	...	...	...	...	2	2	95
Dungog	1	...	1	...	4	4	...	...	...	...	1	1	...	...	...	...	...	...	6
Eden	3	46	49	...	2	2	...	...	...	...	1	1	...	...	...	...	5	5	57
Forbes	...	7	7	1	6	7	5	2	7	...	10	10	...	...	...	2	...	2	33
Glen Innes	...	16	16	...	5	5	3	...	3	...	5	5	...	...	...	...	1	1	30
Goulburn	5	7	12	1	8	9	5	2	7	...	14	14	...	7	7	9	5	14	63
Grafton	17	448	465	1	5	6	4	4	8	...	11	11	...	...	...	1	3	4	494
Grenfell	...	...	...	...	...	...	1	...	1	...	3	3	...	1	1	...	...	...	5
Gundagai	...	51	51	...	7	7	4	3	7	...	7	7	...	...	...	...	...	...	72
Hartley	...	26	26	1	2	3	1	...	1	...	4	4	...	...	...	...	2	2	36
Inverell	...	10	10	1	...	1	...	4	4	...	...	...	...	...	...	...	...	...	15
Kiama	...	73	73	...	3	3	1	1	2	...	1	1	...	...	..	1	2	3	82
Liverpool	...	57	57	...	7	7	1	1	2	...	3	3	...	...	...	1	4	5	74
M'Leay River ...	13	...	13	...	1	1	1	...	1	...	3	3	...	...	...	...	5	5	23
Maitland	11	593	604	1	5	6	7	...	7	2	8	10	...	9	9	10	9	19	655
Manning River ...	28	548	576	...	...	...	1	...	1	...	6	6	...	8	8	1	14	15	606
Metropolitan ...	13	66	79	13	92	105	42	17	59	10	112	122	...	90	90	106	270	376	836
Mitchell	...	...	...	...	...	...	...	...	...	...	...	...	...	...	...	...	...	...	...
Moama	...	24	24	...	1	1	...	...	...	...	1	1	...	...	...	...	3	3	29
Molong	...	38	38	...	...	...	...	3	3	...	...	...	...	...	...	...	1	1	42
Mudgee	...	121	121	2	10	12	3	1	4	...	15	15	...	...	...	3	7	10	162
Murrurundi ...	...	...	...	...	...	...	1	...	1	...	...	...	...	...	...	...	...	...	1
Muswellbrook and Merton	...	34	34	...	5	5	1	2	3	...	4	4	...	...	...	1	...	1	47
Narrabri	...	...	...	...	...	...	...	...	...	...	...	...	...	...	...	...	...	...	...
Newcastle	...	...	...	2	4	6	5	...	5	3	27	30	...	9	9	1	16	17	67
Orange	...	1,041	1,041	2	24	26	2	1	3	2	12	14	...	3	3	3	7	10	1,097
Oxley	...	3	3	...	...	...	...	1	1	...	3	3	...	...	...	...	...	..	7
Parramatta	5	51	56	6	10	16	2	7	9	2	11	13	...	...	...	4	9	13	107
Paterson	7	73	80	...	...	...	...	...	...	...	...	...	...	...	...	...	...	...	80
Patrick's Plains ...	4	160	164	...	1	1	3	3	6	...	6	6	...	2	2	1	4	5	184
Penrith	...	192	192	2	11	13	...	9	9	...	...	...	...	...	...	2	7	9	223
Port Macquarie ...	8	62	70	...	1	1	...	...	...	...	...	...	...	...	...	...	1	1	72
Port Stephens ...	3	108	111	...	1	1	...	1	1	...	7	7	...	...	...	...	8	8	128
Queanbeyan ...	...	54	54	...	2	2	2	...	2	...	7	7	...	2	2	1	...	1	68
Raymond Terrace ...	2	134	136	...	...	...	...	1	1	...	1	1	...	...	...	...	2	2	140
Richmond River ...	9	40	49	...	...	...	...	...	...	...	4	4	...	...	...	...	3	3	56
Rylstone	...	36	36	...	5	5	1	...	1	...	4	4	...	...	...	...	1	1	47
Scone	...	34	34	...	...	...	...	...	...	...	...	...	...	...	...	...	...	...	34
Shoalhaven	...	...	...	1	3	4	...	...	...	...	7	7	...	...	...	2	6	8	19
Tamworth	1	...	1	2	2	4	6	1	7	...	20	20	...	...	...	2	1	3	35
Tenterfield	...	34	34	...	1	1	2	...	2	...	7	7	...	...	...	2	...	2	46
Tumut	...	29	29	...	...	...	2	1	3	...	6	6	...	...	...	...	...	...	38
Tweed River ...	1	20	21	...	...	...	...	...	...	...	...	...	...	...	...	...	...	...	21
Wagga Wagga ...	1	57	58	...	11	11	4	2	6	...	10	10	...	2	2	3	...	3	90
Walgett	...	...	...	...	3	3	...	...	...	...	...	...	...	...	...	...	...	...	3
Warialda	...	...	...	...	...	...	...	...	...	...	...	...	...	...	...	...	...	...	...
Wellington ...	65	...	65	1	...	1	3	1	4	...	3	3	...	12	12	...	1	1	86
Wentworth ...	...	...	...	...	...	...	...	...	...	...	2	2	...	...	...	...	...	...	2
Windsor	...	728	728	...	10	10	3	3	6	...	15	15	...	...	...	4	10	14	773
Wollombi	3	44	47	...	...	...	...	...	...	...	...	...	...	...	...	...	...	...	47
Wollongong ...	...	41	41	...	2	2	1	...	1	...	6	6	...	1	1	7	2	9	60
Yass	...	74	74	...	2	2	2	...	2	...	10	10	...	...	...	1	...	1	89
Young	...	110	110	...	4	4	3	1	4	...	4	4	...	...	...	4	...	4	126
GENERAL TOTAL...	209	7,033	7,242	41	340	381	142	101	243	21	542	563	...	158	158	199	455	654	9,241

MANUFACTORIES, WORKS, &c.—*continued.*

No. 94.—DECENNIAL RETURN showing the Number of MANUFACTORIES, WORKS, &c., in the Colony.

MANUFACTORIES, WORKS, &c.	1865.	1866.	1867.	1868.	1869.	1870.	1871.	1872.	1873.	1874.
CONNECTED WITH OR DEPENDENT UPON AGRICULTURE, VIZ. :—										
Agricultural Implement...	.....	.....	.....	15	10	48	22	37	28	45
Tobacco	33	37	35	40	36	38	33	34	27	23
Snuff	.....	.....	.....	.....	.....	.....	.....	.....	1	.....
Bakeries (Steam)	3	2	2	4	6	5	6	6	3	3
Reaping and Threshing Machines	367	364	359	378	410	605	657	739	770	785
Hay-cutting Machines (Steam)...	.....	.....	.....	.....	.....	.....	1	14	8	11
Hay-pressing Machines	156	197	114	137	131	196	190	295	290	373
Horse-raking Machine	.....	.....	.....	.....	.....	.....	.....	.....	.....	1
Chaff-cutters	349	392	390	413	554	885	915	1,161	1,260	1,313
Bone Manure	5	9	9	9	9	8	10	9	15	10
Wine-presses	96	116	122	149	154	207	243	290	303	367
Cotton Gins	.....	1	1	8	.....	.....	.....	.....	.....	.....
Sugar	1	3	16	9	21	27	57	71	74	67
Millet Broom (Steam)	.....	2	2	2	2	1	.....	.....	1	.....
Mowing Machines	.....	1	1	72	108	166	211	284	226	345
Corn-crushers	.....	.....	.....	177	205	250	257	356	332	326
Corn-shellers	.....	.....	.....	662	1,238	2,235	1,871	1,852	2,143	2,592
Maizena and Starch	.....	.....	.....	1	1	1	1	1	1	1
Harrows (Steam)	.....	.....	.....	1	1	1	1	1	.....	.....
Ploughs (Steam)...	1	1	1	1	1	1	1	3	.....	.....
Winnowing Machines	.....	.....	.....	29*	39	589	604	787	851	980
WORKING ON RAW MATERIALS THE PRODUCTION OF THE PASTORAL INTEREST, VIZ. :—										
Soap and Candle...	27	31	30	28	27	28	31	35	30	31
Woollen Cloth	5	5	5	5	7	6	7	6	7	8
Tanneries, &c.	104	115	110	109	116	120	130	136	139	114
Fellmongers, &c....	22	24	21	19	26	23	31	31	35	35
Salting and Meat-preserving Establishments	17	12	12	20	16	22	19	20	23	23
Boiling-down Establishments	52	45	40	49	48	53	44	44	39	33
Wool-washing Establishments	2	3	5	29	38	38	35	36	36	33
Wool-washing Machines (Steam)	.....	.....	.....	.....	.....	2	2	6	13	10
Wool-pressing Machines (Steam)	8	15	14	22	24	22	27	23	18	24
Glue Manufactories	.....	... ..	.....	1	1	1	1	1	2	2
Sheep-washing Machines	.....	.....	.....	.....	3	30	43	43	52	68
MANUFACTURE OF FOOD OF WHICH THE RAW MATERIAL IS NOT THE PRODUCE OF AGRICULTURE AND OF ARTICLES OF DRINK, VIZ. :—										
Distilleries and Sugar Refineries	7	16	11	30	32	50	57	56	†52	55
Rectifying and Compounding	1	1	1	.....	.....	.. ...	.....	.....	.....	.....
Breweries...	9	12	16	17	21	25	24	26	31	31
Confectionery Manufactories	.....	.....	.....	14	20	20	26	28	35	42
Coffee, Chocolate, and Spice Works	9	8	8	6	5	5	6	6	7	7
Ginger-beer, Aerated Waters, Liqueurs, Cordial, Vinegar, Ink, and Blacking Manufactories	.....	.....	.....	64	87	87	92	96	93	99
Jam Manufactories	.....	.....	.....	1	1	.....	1	2	4	3
BUILDING MATERIALS AND PLASTIC MANUFACTURES, VIZ. :—										
Brick-yards	184	191	195	212	222	230	257	277	257	282
Drain-pipe	.....	.....	.....	.....	.....	1	1	7	4	8
Lime-kilns	81	95	87	118	102	103	121	107	105	104
Potteries, &c.	10	11	10	13	17	12	12	15	17	13
Tile Works	.....	.....	.....	2	4	6	4	6	8	11
Saw-mills, &c.	62	64	67	84	83	104	112	119	126	152
MACHINE MANUFACTORIES, BRASS, LEAD, AND IRON WORKS, VIZ. :—										
Iron and Tin Works	7	7	7	15	20	29	36	37	40	39
Iron, Brass, and Copper Foundries	21	27	26	26	33	35	31	41	43	41
Lead Works	.....	.....	.....	.....	.....	1	.....	.....	.....	.....
Machinists, Engineers, &c.	69	79	84	62	67	51	79	57	56	76
Type Foundries	3	2	2	2	2	2	2	2	2	2

* The number returned from two districts only.

† Previously stated 59, but reduced by 7 Sugar Refineries, which were erroneously inserted in the returns by the Collectors for the Richmond River District.

MANUFACTORIES, WORKS, &c.—*continued.*

No. 94.—DECENNIAL RETURN of MANUFACTORIES, WORKS, &c.—*continued.*

MANUFACTORIES, WORKS, &c.—*continued.*	1865.	1866.	1867.	1868.	1869.	1870.	1871.	1872.	1873.	1874.
MISCELLANEOUS WORKS AND MANUFACTORIES, VIZ. :—										
Air-engine for Working Machinery	.....	.....	.....	.....	.....	.....	1	1	1	.....
Account Book, &c.	.....	.....	.....	5	6	7	7	9	11	12
Bag and Sack	.....	.....	.....	.....	1	.....	.....	1	.....	.....
Bark-cutting Machines	27	37	34	39	49	45	54	61	74	67
Bark-pressing Machines	1	7	4	9	5	7	7	7	8	4
Basket Manufactories	.....	.....	.....	.....	.....	.....	.....	.....	1	3
Bone-charcoal Manufactories	.....	.....	.....	.....	.....	.....	1	3	1	1
Bedding Manufactories	.....	.....	.....	.....	.....	.....	.....	.....	2	3
Blue Manufactories	.....	.....	.....	.....	.....	5	.....	.....	.....	.....
Boot Manufactories	.....	.....	.....	24	29	35	37	38	53	50
Brush Manufactories	.....	.....	.....	2	3	1	1	.....	1	1
Cabinet Works (Steam)	.....	.....	.....	.....	.....	2	1	1	1	1
Chemical Works	1	2	1	2	1	2	2	2	1	1
Clothing Manufactories	.....	.....	.....	6	9	9	11	15	19	17
Coach and Waggon Manufactories	.....	.....	.....	65	83	91	89	85	103	99
Comb Manufactory	.....	.....	.....	.....	.....	.....	.....	.....	1	1
Crinoline	.....	.....	.....	1	1	1	.....	.....	.....	.....
Dry Docks and Floating Docks	3	3	3	3	3	3	3	4	3	3
Dye	7	9	10	8	12	10	9	9	8	8
Firework Manufactory	.....	.....	.....	.....	.....	1	1	1	1	1
Fire-engines	23	20	22	21	24	25	24	22	24	22
Gas Works	4	4	5	4	6	6	6	9	9	10
Glass	.....	1	2	3	2	1	1	2	2	3
Hat	7	7	5	8	8	7	9	12	13	12
Ice	1	3	4	3	3	3	3	4	4	4
Kerosene Oil	1	5	6	4	7	5	2	2	2	2
Mast and Block Manufactories	.....	.....	.....	.....	.....	3	3	3	2	2
Metallic Paint Manufactory	.....	.....	.....	.....	.....	.....	.....	1	1	1
Marble Works	.....	.....	.....	.....	.....	.....	.....	.....	2	2
Organ-Builder	.....	.....	.....	1	1	1	1	1	1	1
Packing-case Manufactories	.....	.....	.....	2	2	3	4	4	4	3
Paper-box Manufactory	.....	.....	.....	.....	.....	.....	.....	1	1	1
Paper Mills	.....	.....	1	2	1	1	2	2	1	1
Patent Slips	4	4	5	5	5	5	5	5	6	6
Printing Establishments (Steam)	7	6	7	7	7	9	9	9	12	14
Quarfz-crushing Machines	49	56	62	66	66	*	*	*	*	*
Rice Mills	.....	.....	.....	.....	.....	.....	.....	.....	1	.....
Rope	5	5	4	6	7	4	4	4	6	6
Railways	4	4	4	4	5†	4†	3†	3†	3†	3†
Saddle and Harness Manufactories	.....	.....	.....	.....	.....	.....	.....	.....	1	2
Salt Works	1	1	1	8	2	4	2	3	1	1
Ship and Boat Builders	52	81	80	69	73	73	86	90	103	103
Shirt Manufactories	.....	.....	.....	.....	.....	4	4	5	6	6
Smelting Works—Iron, Copper, and Tin	3	7	10	4	9	10	10	12	22	25
Soap-powder Manufactory	.....	.....	.....	.....	.....	1	1	1	1	1
Steam Joinery	.....	.....	.....	.....	.....	1	1	3	2	4
Steam-engines	113	123	92	.....	.....	.....	.....	.....	.....	.....
Steam-vessels	100	100	100	114	103	93	98	105	119	131
Steam-washing Machines	.....	1	1	4	6	4	3	3	2	.....
Stone-crushing Machines	2	8	3	2	3	3	6	14	4	4
Stone-dressing Machines (Steam)	.....	.....	.....	.....	.....	.....	1	3	3	2
Surgical Instrument Manufactory	.....	.....	.....	.....	.....	.....	.....	.....	1	1
Water Works	6	7	5	6	7	4	4	5	9	6
Window Blind	.....	.....	.....	.....	.....	.....	.....	.....	3	1
Wire-works	.....	.....	.....	.....	.....	.....	.....	1	1	1
GENERAL TOTAL	2,132	2,389	2,274	3,562	4,497	6,862	6,827	7,769	‡8,268	9,241

* See return of Gold-mining Machinery. † Railway Carriage Works. ‡ Previously stated 8,275. See note on preceding page.

WOOLLENS MANUFACTURED.

No. 95.—RETURN showing the Quantity of Woollens Manufactured in the Colony during the Year 1874.

Police Districts.	No. of Establishments.	Cloth and Tweeds.
		Yards.
Hartley ...	1	70,000
Parramatta	4	224,880
Metropolitan	1	120,000
Penrith ...	2	44,000
TOTAL...	8	458,880

No. 96.—DECENNIAL RETURN of Woollens Manufactured in the Colony.

Year.	No. of Establishments.	Cloth and Tweeds.	Year.	No. of Establishments.	Cloth and Tweeds.
		Yards.			Yards.
1865	5[a]	145,707	1870	6	187,470
1866	5[a]	172,720	1871	7	267,196
1867	5	175,348	1872	6	201,260
1868	5	227,464	1873	7	321,070
1869	7	233,904	1874	8	458,880

[a] One not worked.

SOAP AND CANDLES MANUFACTURED.

No. 97.—RETURN showing the Quantity of Soap and Candles Manufactured in the Colony during the Year 1874.

Districts.	No. of Establishments.	Soap.	Candles.
		Quantity.	Quantity.
OLD SETTLED DISTRICTS.		cwt.	cwt.
Bathurst	1	1,500	600
Goulburn	1	2,500	156
Maitland	1	11,000	800
Metropolitan	10	37,780	6,700
Mudgee ...	2	800	900
Newcastle	2	14,000	520
Orange ...	2	1,890	478
Parramatta	2	800	820
Shoalhaven	1	1,800	.....
Wellington	1	240	20
TOTAL, SETTLED DISTRICTS ...	23	72,310	10,994
PASTORAL DISTRICTS.			
The Clarence—Grafton	1	2,000	20
Liverpool Plains—Tamworth ...	2	3,200	340
Murrumbidgee—Albury	1	3,000	200
New England—Inverell	1	500	100
Warrego—Bourke	1	500	.....
Wellington—Dubbo	1	600	10
Forbes	1	160	60
TOTAL, PASTORAL DISTRICTS ...	8	9,960	730
GENERAL TOTAL ...	31	82,270	11,724

SOAP AND CANDLES MANUFACTURED—*continued.*

No. 98.—DECENNIAL RETURN of SOAP and CANDLES Manufactured in the Colony.

Year.	Number of Establishments.	Soap. Quantity.	Candles. Quantity.	Year.	Number of Establishments.	Soap. Quantity.	Candles. Quantity.
		cwt.	cwt.			cwt.	cwt.
1865	27	71,896	23,909	1870	28	64,912	11,129
1866	31	68,456	23,340	1871	31	80,652	13,568
1867	30	77,773	26,206	1872	35	80,732	13,824
1868	28	81,549	14,155	1873	30	95,300	17,440
1869	27	73,943	15,636	1874	31	82,270	11,724

TOBACCO MANUFACTURED.

No. 99.—RETURN showing the Quantity of TOBACCO Manufactured in the Colony during the Year 1874.

Districts.	Number of Establishments.	Quantity.
OLD SETTLED DISTRICTS—		cwt.
Dungog	1	20
Maitland	5	803
Manning River	3	110
Metropolitan	7	13,419
Paterson	3	490
Patrick's Plains	1	28¾
Port Stephens	1	.....
Raymond Terrace	1	70
TOTAL, SETTLED DISTRICTS	22	14,940¾
PASTORAL DISTRICTS—		
The Clarence—Grafton	1	40
TOTAL, PASTORAL DISTRICTS	1	40
GENERAL TOTAL	23	14,980¾

No. 100.—DECENNIAL RETURN of TOBACCO Manufactured in the Colony.

Year.	Number of Establishments.	Quantity.	Year.	Number of Establishments.	Quantity.
		cwt.			cwt.
1865	33	8,006	1870	38	8,165
1866	37	7,755	1871	33	6,366½
1867	35	6,933	1872	34	8,580
1868	40	7,808	1873	27	11,540½
1869	36	8,927	1874	23	14,980¾

SUGAR MANUFACTORIES.

No. 101.—RETURN showing the Number of SUGAR MANUFACTORIES in the Colony in the Year 1874, distinguishing those worked by Steam from those worked by Cattle; also, the Weight of CANE grown, and the Quantity of SUGAR and MOLASSES produced from the same.

Where situated.	Number of Mills worked by Steam. No.	Steam. Horse-power.	Cattle. No.	Cattle. Horse-power.	Weight of Cane grown.	Quantity of Sugar manufactured.	Quantity of Molasses manufactured.
	No.	Horse-power.	No.	Horse-power.	cwt.	cwt.	gallons.
Grafton	10	215	6	32	14,159,080	118,587	377,000
Macleay River	* 4	30	* 9	24	103,975	5,870	16,104
Manning River	† 2	19	*16	32	78,864	3,075	8,080
Port Macquarie	* 2	19	‡ 6	16	100,200	3,310	7,080
Raymond Terrace	1	6	...	...	2,880	240	1,400
Richmond River	3	19	‡ 6	26	190,800	5,960	13,500
Tweed River	...	...	1	4	1,200	60	100
Wagga Wagga	1	8	...	...	940	2	300
General Total	23	316	44	134	14,637,939	137,104	423,564

* One not worked. † Not worked. ‡ Two not worked.

SUGAR MANUFACTORIES—*continued.*

No. 102.—RETURN showing the Number of SUGAR MANUFACTORIES; also, the Weight of CANE crushed and the Quantity of SUGAR and MOLASSES produced from the same, during the Years 1870 to 1874.

Year.	Number of Mills.				Weight of Cane crushed.	Quantity of Sugar manufactured.	Quantity of Molasses manufactured.
					cwt.	cwt.	gallons
1870	27				.....	13,574	.....
1871	57				.....	35,836	113,151
	Steam.		Cattle.				
	No.	Horse-power.	No.	Horse-power.			
1872	24	385	47	91	712,569	34,207	143,795
1873	*30	330	†44	109	‡ 264,691	‡ 14,400½	‡ 42,235
1874	23	316	44	134	‖ 14,637,939	137,104	423,564

*Eight not worked. †Seven not worked. ‡Exclusive of the operations of two steam mills belonging to the Colonial Sugar Company.
‖ The weight of Cane grown—the quantity crushed at the mills—could not be ascertained.

REFINED SUGAR.

No. 103.—DECENNIAL RETURN of REFINED SUGAR manufactured in the Colony.

Year.	No. of Establishments.	Quantity.	Year.	No of Establishments.	Quantity.
		cwt.			cwt.
1865	4*	128,020	1870	2	153,492
1866	2	110,500	1871	2	155,394
1867	2	119,693	1872	3	134,380
1868	2	155,120	1873	3†	180,369
1869	2	134,480	1874	6	315,995

*Two not worked. † Previously stated 10—see foot-note on page 137.

TALLOW AND LARD.

No. 104.—RETURN showing the Number of LIVE STOCK slaughtered for TALLOW and LARD, and the Quantity produced, during the Year 1874.

Districts.	Boiling-down Establishments.	Sheep slaughtered.	Horned Cattle slaughtered.	Tallow produced.	Pigs slaughtered.	Lard produced.
OLD SETTLED DISTRICTS.	No.	No.	No.	cwt. qrs. lbs.	No.	lbs.
Maitland	1	2,117	.....	152 0 4	.....	.....
Metropolitan	25	.....	.....	*64,991 0 0	.....	*197
Parramatta	†2	21,578	1,791	4,580 0 8	.....	.....
Windsor	2	.....	.....	.....	.....	.....
TOTAL, SETTLED DISTRICTS...	30	23,695	1,791	69,723 0 12	.....	197
PASTORAL DISTRICTS.						
The Clarence—Grafton ...	2	1,300	5,953	4,094 1 21	265	4,542
Murrumbidgee—Moama ...	1	.....	.....	.....	.....	.....
TOTAL, PASTORAL DISTRICTS	3	1,300	5,953	4,094 1 21	265	4,542
GENERAL TOTAL ...	33	24,995	7,744	73,817 2 5	265	4,739

*Produced from the refuse of butchers' shops. † One not worked.

TALLOW AND LARD—*continued.*

No. 105.—DECENNIAL RETURN of LIVE STOCK slaughtered for TALLOW and LARD, and the Quantity produced.

Year.	Number of Boiling-down Establishments.	Sheep slaughtered.	Horned Cattle slaughtered.	Tallow produced.	Pigs slaughtered.	Lard produced.
		No.	No.	cwt.	No.	lbs.
1865	52	10,006	44,103	73,703	2,763	10,182
1866	45	.....	2,868	19,416	1,026	6,284
1867	40	54,862	3,842	36,154	358	2,352
1868	49	179,498	1,574	45,013	466	5,180
1869	48	230,550	246	67,175	1,446	6,065
1870	53	290,696	74	87,708	1,042	4,104
1871	44	306,799	133	73,737	1,268	4,636
1872	44	71,321	1,978	45,986	149	3,012
1873	39	83,302	10,357	66,600	593	4,144
1874	33	24,995	7,744	73,817	265	4,739

NOTE.—A large quantity of the Tallow produced is from the refuse of butchers' shops in the Metropolitan District.

COLONIAL DISTILLED SPIRITS.

No. 106.—DECENNIAL RETURN of COLONIAL DISTILLED SPIRITS.

Year.	Materials.			Spirits (Rum).
		cwt.	qrs. lbs.	
1865	Sugar	29	0 0	Proof gallons.
	Treacle	3,412	0 0	13,347
	Grain	79	0 0	
1866	Sugar	140	2 23	
	Treacle	1,351	2 10	6,378
	Grain	4	0 18	
1867	Sugar	376	1 24	
	Treacle	4,390	3 14	20,903
1868	Sugar	986	3 27	
	Treacle	14,037	1 22	77,431
1869	Sugar	302	0 13	
	Treacle and Molasses	3,424	2 6	20,176
1870	Sugar	814	1 17	
	Treacle	8,381	3 17	48,055
1871	Sugar	158	1 14	
	Treacle	5,718	1 0	29,687
1872	Sugar	288	2 7	
	Treacle and Molasses	7,395	3 7	36,059
1873	Molasses	10,543	1 18	54,629
1874	Molasses	23,080	3 27	85,346

PART V.

PRODUCTION.

CONTENTS.

Number of Return.		Page.
107	Gold received by Escort from the several Gold Fields	144
108	„ „ —(Decennial Return)	144
109	Mines—Coal, Copper, Iron, Tin, &c.—Quantity raised and Value	145
110	„ Quantity raised and Value—(Decennial Return)	146
111	Live Stock—In each Police District	146
112	„ In the Settled Districts—(Comparative Summary)	147
113	„ In the Pastoral Districts—(Comparative Summary)	147
114	„ (Decennial Return)	147
115	Agriculture—In each Police District	148
116	„ Summary of Agriculture in the Settled and Pastoral Districts	152
117	„ (Decennial Return)	154

GOLD RECEIVED BY ESCORT.

No. 107.—RETURN showing the Quantity and Value of GOLD received by ESCORT from the several Gold Fields of the Colony, in the Year 1874, and the Comparative Quality and Value of the Gold received from each of such Gold Fields, as assayed by the Mint.

District.	Name of Gold Field.	Gold received.		Value of the Gold per Ounce.	Total Amount of Gold received from each District.	
		Quantity.	Value.		Quantity.	Value.
		ozs.	£ s. d.	£ s. d.	ozs.	£ s. d.
Western ...	Sofala	9,372·65	35,850 7 9	3 16 6	192,066·79	737,718 6 5
	Bathurst	10,476·90	37,498 11 5	3 11 7		
	Hargraves and Windeyer	3,603·40	14,143 6 11	3 18 6		
	Tambaroora	25,266·18	100,117 4 9	3 19 3		
	Mudgee and Gulgong ...	75,684·74	295,485 16 9	3 18 1		
	Orange	7,170·94	26,114 3 6	3 12 10		
	Stoney Creek	2,457·37	9,430 3 2	3 16 9		
	Forbes	532·67	2,055 4 4	3 17 2		
	Grenfell and Parkes ...	50,011·97	192,337 14 0	3 16 11		
	Carcoar and Trunkey ...	7,489·97	24,685 13 10	3 5 11		
Southern ...	Goulburn	308·10	1,089 18 1	3 10 9	42,881·17	164,275 18 4
	Braidwood	10,320·85	39,821 5 7	3 17 2		
	Adelong	17,850·60	68,947 18 10	3 17 3		
	Tumut	2,331·96	8,647 13 8	3 14 2		
	Tumberumba	217·32	727 2 4	3 6 11		
	Araluen	4,554·41	17,705 5 5	3 17 9		
	Burrangong	3,496·49	13,723 14 6	3 18 6		
	Cooma	1,421·82	5,396 19 10	3 15 11		
	Gundagai	2,331·61	8,053 15 5	3 9 1		
	Yass	48·01	162 4 8	3 7 7		
Northern ...	Rocky River	2,155·88	8,354 0 8	3 17 6	8,570·17	32,404 3 7
	Nundle	3,557·86	13,416 1 11	3 15 5		
	Tamworth...	1,057·72	3,873 18 0	3 13 3		
	Armidale	1,798·71	6,760 3 0	3 15 2		
	TOTAL	243,518·13	934,398 8 4	.....	243,518·13	934,398 8 4

No. 108.—DECENNIAL RETURN showing the Quantity and Value of GOLD received by ESCORT into the Branch Royal Mint, from the several Gold Districts of the Colony.

Year.	Western District.		Southern District.		Northern District.		General Total.	
	Quantity.	Value.	Quantity.	Value.	Quantity.	Value.	Quantity.	Value.
	ozs.	£	ozs.	£	ozs.	£	ozs.	£
1865	141,251	536,395	117,319	457,288	22,240	84,222	280,810	1,077,905
1866	130,835	499,794	88,810	345,436	21,844	83,045	241,489	928,275
1867	134,448	521,964	68,941	267,858	19,326	73,976	222,715	863,798
1868	131,944	514,939	83,519	325,322	14,276	54,568	229,739	894,829
1869	130,954	506,722	80,589	310,989	12,839	49,035	224,382	866,746
1870	128,634	496,337	55·758	212,612	14,272	54,706	198,664	763,655
1871	209,394	811,026	73,262	278,045	14,272	52,710	296,928	1,143,781
1872	307,267	1,194,324	74,808	280,679	10,111	38,183	392,186	1,513,186
1873	268,418	1,036,994	50,693	192,989	9,086	34,765	328,197	1,264,748
1874	192,067	737,718	42,881	164,276	8,570	32,404	243,518	934,398

MINES.

No. 109.—RETURN of Coal, Copper, Iron, Tin, and other Mines in the Colony, and the Quantity obtained from the same, and its Value, in the Year 1874.

Where situated.		Number of Mines.	Name of Mineral Substance.	Quantity produced, and Value.	
				Quantity.	Value.
				Tons	£ s. d.
Berrima ...	Rock Roof	1	Coal	350	210 0 0
	Brereton's Mine	1	do	1,000	1,250 0 0
Brisbane Water ...	New Wallsend	1	do	20,000	13,332 0 0
Hartley	Lithgow Valley	1	do	18,000	5,400 0 0
	Bowenfells Coal Company's	1	do	8,500	2,975 0 0
	Eskbank	1	do	8,600	3,010 0 0
	Baulkeley's Mine, Blackman's Flat ...	1	do	50	20 0 0
	Vale of Clwyd	1	do	50	17 10 0
Maitland	Sunderland	1	do	1,200	360 0 0
	Injonees, Four-mile Creek...	1	do	5,858	2,636 1 0
	Four-mile Creek	1	do	11,088	3,218 0 0
	Bloomfield	1	do	757	106 18 0
	Stony Creek...	1	do	300	300 0 0
	Anvil Creek	1	do	24,000	16,800 0 0
	Greta	1	do	29,030	20,321 0 0
Newcastle	Borehole	1	do	195,494	120,963 18 8
	Glenrock	1	do	1,400	735 0 0
	Victoria Tunnel	1	do	2,148	1,127 14 0
	Waratah	1	do	181,268	107,032 0 0
	Lambton	1	do	127,768	80,488 16 0
	New Lambton / The Duckenfield	2	do	140,115	88,815 3 0
	Dark Creek, Jesmond	1	do	150	75 0 0
	Newcastle, Wallsend	1	do	240,000	163,000 0 0
	Co-operative...	1	do	149,699	94,982 0 0
Singleton	Rix's Creek	1	do	180	126 0 0
Wollongong ...	Bulli	1	do	59,581	29,791 0 0
	Osborne, Wallsend	1	do	37,796	16,063 6 0
	Mount Pleasant	1	do	38,985	16,568 12 6
	Mount Kembla	1	do	1,000	500 0 0
	TOTAL	30	Coal	1,304,567	790,224 19 2
Berrima	Brereton's Mine	1	Iron	1,000	1,250 0 0
	Fitz Roy Company	1	do	150	Not stated
Bathurst	Apsley Copper Company	1	Copper ore	*150	do
	Armstrong	1	do	65	do
Burrowa	Frogmore Copper Company	1	do	70	do
Cowra	Milburn Creek Copper Mines Company ...	1	do	450	do
	Great Western	1	Copper	70	770 0 0
Grafton	Bawden and Fisher's Mine	1	Copper ore	12	Not stated
Gulgong	Belara	1	do	150	do
Oberon	Wiseman's Creek	1	do	700	do
	South Wiseman's Creek	1	do	200	do
Orange	Great Western Copper Company	4	Copper	1,312	do
	Ophir Company	1	do	30	do
	Carangara, Byng	1	do	784	do
Tuena	Peelwood Copper Mine	1	do	140	12,040 0 0
Vegetable Creek ...	Moore and Speare	1	Tin	410	39,360 0 0
	Baalgammon Claim...	1	do	120	11,520 0 0
	Little Wonder	1	do	65	6,240 0 0
	Cubiss (Tribute)	1	do	100	9,600 0 0
	Little Britain	1	do	120	11,520 0 0
	Nonpareil (Marshall)	1	do	50	4,800 0 0
	Tomison	1	do	50	4,800 0 0
	Vegetable Creek Mine	1	do	120	11,520 0 0
	Grampian's	1	do	100	9,600 0 0
	Six-mile	1	do	80	7,680 0 0
	Tent Hill	1	do	60	5,760 0 0
	Kangaroo Flat	1	do	30	2,880 0 0
	Spring's	1	do	10	960 0 0
	Rose Valley	1	do	100	9,600 0 0
	Great Britain	1	do	120	11,520 0 0
	Vegetable Creek	1	do	234	22,464 0 0
	Water Holes	1	do	50	4,800 0 0
	Glen Creek	1	do	40	3,840 0 0
	Banca	1	do	30	2,880 0 0
	Tent Hill (Arnott's)	1	do	40	3,840 0 0
	Six-mile Company	1	do	80	7,680 0 0
	Gulf Creek Company	2	do	50	4,800 0 0
Wagga Wagga ...	Pullitop	1	do	10¾ cwt.	40 0 0
Hartley	New South Wales Shale and Oil Company	1	Shale	9,000	22,500 0 0
Maitland	Greta	1	do	100	300 0 0
Wollongong ...	Mount Kembla	1	do	3,000	4,500 0 0

* Raised monthly.

No. 110.—DECENNIAL RETURN of the Number of COAL MINES, and the Quantity raised, and its Value.

Year.	Number.	Quantity.	Value.	Year.	Number.	Quantity.	Value.
		tons	£ s. d.			tons	£ s. d.
1865	24 [a]	585,525½	274,303 13 9	1870	32 [c]	868,564¼	316,835 16 4
1866	25 [b]	774,238	324,049 6 7	1871	27 [a]	898,784½	316,340 2 1
1867	26 [c]	770,012½	342,655 7 8	1872	26 [a]	1,012,426½	396,197 19 10
1868	28 [b]	954,230¾	417,809 6 1	1873	29 [b]	1,192,861¾	665,746 17 3
1869	33 [d]	919,773½	346,145 16 5	1874	30	1,304,567	790,224 19 2

[a] Four Mines not worked.
[b] Five do.
[c] Six Mines not worked.
[d] Seven do.

LIVE STOCK.

No. 111.—RETURN of LIVE STOCK in the several Police Districts of the Colony on the 31st of March, 1875.

Police Districts.	Description of Stock.				Totals.	Police Districts.	Description of Stock.				Totals.
	Horses.	Horned Cattle.	Sheep.	Pigs.			Horses.	Horned Cattle.	Sheep.	Pigs.	
	No.	No.	No.	No.			No.	No.	No.	No.	
Albury	11,037	52,622	1,059,333	4,866	1,127,858	Mitchell	1,798	43,497	1,019,042	334	1,064,671
Armidale*	11,934	111,347	646,228	4,167	773,676	Moama	1,025	2,660	162,724	301	166,710
Balranald	1,108	23,277	398,152	137	422,674	Molong	4,258	10,392	366,958	1,664	383,272
Bathurst	10,234	24,926	153,457	7,215	195,832	Mudgee...	5,700	13,790	134,590	2,831	156,911
Bega	3,343	37,234	2,079	8,922	51,578	Murrurundi	3,845	23,667	418,147	1,247	446,906
Berrima	3,701	18,836	32,709	2,748	57,994	Musclebrook and Merton	4,669	39,912	35,960	1,557	82,098
Bombala	2,735	28,266	213,607	1,549	246,157	Narrabri	3,082	70,543	236,861	584	311,070
Boorowa	4,544	13,035	245,684	1,950	265,213	Newcastle	1,311	4,030	282	1,451	7,074
Bourke	3,672	107,414	713,875	821	825,782	Orange	5,652	8,101	76,201	6,371	96,325
Braidwood	5,933	44,479	17,682	2,689	70,783	Oxley	6,790	62,931	3,276,829	1,511	3,348,061
Brisbane Water ...	592	3,140	15	986	4,733	Parramatta	1,750	4,479	744	1,631	8,604
Broulee	1,830	12,965	148	4,726	19,669	Paterson	3,620	21,525	2,529	4,214	31,888
Camden (Narellan and Picton)	5,363	43,323	9,617	6,545	64,848	Patrick's Plains ...	6,542	46,390	34,716	5,786	93,434
Campbelltown ...	1,260	6,669	1,964	759	10,652	Penrith	2,832	12,381	3,188	2,047	20,448
Carcoar	6,725	15,381	403,302	2,807	428,215	Port Macquarie ...	1,600	7,800	420	6,460	16,280
Cassilis	4,123	16,160	401,589	589	422,461	Port Stephens ...	3,304	30,453	1,663	3,785	39,205
Cooma	7,427	68,886	458,715	1,912	536,940	Queanbeyan	7,136	45,837	238,116	2,485	293,574
Coonamble	6,323	56,395	762,525	1,332	826,575	Raymond Terrace ...	2,230	9,424	876	2,881	15,411
Cowra	2,661	5,485	141,183	708	150,037	Richmond River ...	5,700	156,832	843	1,925	165,300
Deniliquin	4,512	33,953	1,730,055	1,592	1,770,112	Rylstone	3,653	10,878	105,926	1,996	122,453
Dowling	512	8,845	820	2,723	12,900	Scone	5,699	38,770	152,914	977	198,360
Dubbo	9,932	162,621	1,146,597	3,098	1,322,248	Shoalhaven	3,421	20,424	514	6,927	31,286
Dungog	2,053	18,541	538	4,813	25,945	Tamworth	14,433	89,735	1,475,482	5,210	1,584,860
Eden	1,050	6,500	1,503	2,400	11,453	Tenterfield	2,250	34,476	80,859	1,016	118,601
Forbes	5,560	82,911	841,095	1,356	930,922	Tumut	4,706	33,134	97,620	2,553	138,013
Glen Innes	2,826	59,944	198,202	505	261,477	Tweed River	200	700	.....	400	1,300
Goulburn	11,169	74,608	138,662	7,502	231,941	Wagga Wagga ...	8,184	67,746	1,529,700	3,453	1,609,083
Grafton...	7,216	57,244	733	5,088	70,281	Walgett	3,890	170,660	442,980	450	617,980
Grenfell	1,781	27,505	209,613	1,109	240,008	Warialda	9,351	219,362	889,954	853	1,119,520
Gundagai	6,031	40,906	198,296	3,088	248,321	Wellington	7,037	23,494	336,314	2,426	369,271
Hartley...	7,159	20,257	20,051	6,111	53,578	Wentworth	1,461	10,613	513,993	417	526,484
Inverell	2,833	26,426	177,422	986	207,667	Windsor	5,287	11,480	2,958	7,137	26,862
Kiama	2,467	31,667	2,171	6,923	43,228	Wollombi	2,149	10,425	1,173	1,971	15,718
Liverpool	1,572	7,288	1,622	739	11,221	Wollongong	1,933	18,262	563	4,436	25,194
Macleay River ...	3,252	22,258	173	4,496	30,179	Yass	10,669	32,116	277,332	3,510	323,627
Maitland	5,367	24,880	8,734	4,229	43,210	Young	6,200	25,979	611,040	3,297	646,516
Manning River ...	4,675	19,800	188	7,115	31,778						
Metropolitan	8,812	7,807	4,532	4,563	25,714	Totals	346,691	2,856,699	22,872,882	219,958	26,296,230

* The figures in last year's return were understated, as the returns for Bundarra, Walcha, Bendemeer, and Uralla Sub-divisions of the District were omitted. The figures should read thus:—Horses, 11,892; Cattle, 113,821; Sheep, 735,857; Pigs, 3,754.

LIVE STOCK—*continued.*

No. 112.—COMPARATIVE SUMMARY of LIVE STOCK in the SETTLED DISTRICTS of the Colony, for the Years ending 31 March, 1874 and 1875.

Counties.	Description of Stock.							
	Horses.		Horned Cattle.		Sheep.		Pigs.	
	1874.	1875.	1874.	1875.	1874.	1875.	1874.	1875.
	No.	No.	No.	No.	No.	No.	No.	No.
Argyle	7,313	8,095	55,776	59,063	150,523	108,324	6,374	5,244
Bathurst	13,216	11,890	18,206	22,197	303,378	458,325	8,206	8,922
Bligh	3,195	4,224	8,729	16,402	331,889	370,865	894	882
Brisbane	6,853	9,385	52,979	55,444	298,263	306,538	1,799	1,935
Camden	12,241	13,728	124,822	109,693	27,912	41,609	27,714	23,181
Cook	3,773	4,386	9,071	10,884	9,071	9,960	4,392	5,243
Cumberland	18,670	19,316	42,006	49,034	18,089	16,432	12,990	13,022
Durham	11,903	13,574	83,665	96,305	68,400	30,783	13,845	13,355
Georgiana	8,066	8,127	19,244	23,973	159,706	191,180	4,171	4,926
Gloucester	6,127	6,320	49,224	46,401	1,153	2,677	11,126	8,816
Gordon	619	1,359	490	2,667	18,655	59,189	174	300
Hunter	2,562	3,134	21,751	21,360	9,792	16,290	1,592	1,660
King	9,703	9,625	21,085	20,054	339,169	307,777	5,055	3,805
Lincoln	365	968	924	6,274	13,338	56,129	124	235
Macquarie	6,946	6,352	36,962	35,224	734	669	14,152	13,758
Murray	10,090	10,443	50,092	62,767	270,668	251,201	4,389	3,746
Northumberland	10,373	10,537	39,583	50,865	38,958	32,077	12,692	10,719
Phillip	3,825	4,839	12,784	14,572	74,710	128,762	1,170	1,913
Roxburgh	5,754	5,868	13,810	17,289	120,247	115,554	3,120	3,491
St. Vincent	6,753	6,852	46,065	47,463	18,041	8,923	9,691	8,912
Wellington	7,431	7,732	12,193	15,919	227,267	285,456	3,825	4,558
Westmoreland	4,373	7,048	20,201	29,905	32,222	17,113	7,996	6,622
TOTAL, COUNTIES	160,151	173,802	739,602	813,755	2,532,185	2,815,833	155,491	145,245

No. 113.—COMPARATIVE SUMMARY of LIVE STOCK in the PASTORAL DISTRICTS of the Colony, for the Years ending 31 March, 1874 and 1875.

Pastoral Districts.	Description of Stock.							
	Horses.		Horned Cattle.		Sheep.		Pigs.	
	1874.	1875.	1874.	1875.	1874.	1875.	1874.	1875.
	No.	No.	No.	No.	No.	No.	No.	No.
Albert	2,859	2,057	57,321	89,985	883,911	895,417	752	449
Bligh	11,854	12,480	311,552	144,861	932,675	1,412,233	3,303	2,904
The Clarence	11,914	12,340	229,001	205,972	1,642	1,514	11,352	7,406
The Darling	2,950	3,070	34,590	38,998	1,106,327	1,229,531	537	653
Gwydir	8,745	9,471	198,148	232,482	722,123	893,454	754	853
Lachlan	30,052	27,598	219,545	229,337	3,670,765	4,290,643	10,212	10,696
Liverpool Plains	21,331	21,282	185,420	208,470	1,744,893	2,146,557	6,379	7,151
Macleay	2,382	2,181	14,810	12,591	1,511	1,803	3,190	2,936
Monaro	17,549	16,451	156,627	160,044	789,206	736,502	24,451	17,738
Murrumbidgee	29,395	30,100	175,033	190,740	4,873,285	5,068,865	14,566	13,208
New England*	21,145	20,414	225,203	237,669	1,241,153	1,101,003	5,812	6,459
Warrego	5,526	4,678	108,784	122,036	856,710	852,330	982	816
Wellington	8,609	10,767	138,691	169,759	1,145,120	1,427,197	2,899	3,444
Total, Pastoral Districts* ...	174,311	172,889	2,054,725	2,042,944	17,969,321	20,057,049	85,189	74,713
Total, Counties	160,151	173,802	739,602	813,755	2,532,185	2,815,833	155,491	145,245
GENERAL TOTAL* ...	334,462	346,691	2,794,327	2,856,699	20,501,506	22,872,882	240,680	219,958

* Figures corrected for year 1874—See explanatory note, p. 146.

No. 114.—DECENNIAL RETURN of LIVE STOCK in the Colony.

Year ended 31 March.	Horses.	Horned Cattle.	Sheep.	Pigs.	Year ended 31 March.	Horses.	Horned Cattle.	Sheep.	Pigs.
No.	No.	No.	No.	No.	No.	No.	No.	No.	No.
1866	282,587	1,961,905	8,132,511	146,901	1871	337,597	2,195,096	16,308,585	243,066
1867	278,437	1,771,809	11,562,155	137,915	1872	304,100	2,014,888	16,278,697	213,193
1868	280,201	1,728,427	13,909,574	173,168	1873	328,408	2,287,660	17,560,048	218,904
1869	280,818	1,761,411	15,080,625	176,901	1874*	334,462	2,794,327	20,501,506	240,680
1870	280,304	1,795,904	14,989,923	175,924	1875	346,691	2,856,699	22,872,882	219,958

* Figures corrected—See explanatory note, p. 146.

AGRI-

No. 115.—RETURN of AGRICULTURE, showing the Number of Holders of Land (exclusive of the Area occupied for Pastoral the same, during the Year ended 31 March,

POLICE DISTRICTS.	Number of Holders of Land exceeding one Acre.			Total Extent of Holdings exceeding one Acre.		Extent of Land in Cultivation.		Extent of Land enclosed but not in Cultivation.		Extent of Holdings Unenclosed.		Crops.													
												Wheat.		Maize.		Barley.			Oats.			Rye.		Millet.			
	Freeholders.	Free and Lease holders.	Leaseholders.	Freehold.	Leasehold.	Freehold.	Leasehold.	Freehold.	Leasehold.	Freehold.	Leasehold.	For Grain.	For Hay.	For Grain.	For Green Food for Cattle.	For Grain.	For Hay.	For Green Food for Cattle.	For Grain.	For Hay.	For Green Food for Cattle.	For Grain.	For Green Food for Cattle.	For Grain.	For Green Food for Cattle.	Potatoes.	Tobacco.
				acres	acres	acres	acres	acres	acres	acres	acres	acres	acs	acres	acs	acs	acs	acs	acres	acres	acres	acs	ac	acs	acs	acres	acs
Albury	944	61	161	634787⅓	333136	30322	2354	455333½	280841½	149131⅔	499371⅓	229983¾	948½	290	44	281½	35	8	2546¾	1443	7	10½	15	...	...	183¾	17⅔
*Armidale	460	70	95	148680	89253½	10071⅔	1161	69615¼	32170½	68993	55922	5589	279½	867	135⅔	16½	42	35	685½	1903	221	7	17	...	1	542½	...
Balranald	2	...	...	18½	...	18½	...	...	...	...	...	...	7	...	...	3	...	...	...	8½	...	...	...	...	...	...	...
Bathurst	635	310	528	200424	146511	13887⅛	14435½	123983½	32600¼	62553	99475	14839	1215½	3277	500	588½	458	219	1857	3982	158	21	...	...	...	743¾	...
Bega	420	10	34	166852	12088	2919½	464½	133522	9710½	30410¼	1913	15	...	1960½	30	126½	5½	5½	47	134	50	52½	140	...	...	207	...
Berrima	448	53	107	130775	64981½	3039½	607	103448½	58795½	24287	5579	326	14	159½	29½	32½	6	...	148	533	...	210	129	...	...	907	...
Bombala	282	6	4	108631	16425	1171	...	28523	9685	78937	6740	604	25	...	...	20	6	...	144	284	...	...	...	...	...	71	...
Boorowa	318	13	15	116893	11946	4899	92	49705	1105	62289	10749	3334	4	467	2	47	4	...	217½	481	...	9	...	...	...	102	...
Bourke	40	...	3	5591	30	10	18	966	12	4615	...	...	...	...	...	...	...	...	...	...	...	...	...	...	...	...	...
Braidwood	405	23	83	161652	41248	3505½	731	123810¾	25264½	34336	15252½	1760¾	177	171½	...	27½	10	5¾	2191½	805½	1	4	5	...	...	464½	...
Brisbane Water ...	224	12	51	26321	4328	1031	136	9541	2652	15749	1540	...	...	824	7	4	4½	2½	24	18	2½	2	2½	...	...	39	...
Broulee	270	33	60	70959	11424	6409	1586	39878	2946	24672	6892	328	7	3255	43	26	...	17	450	116	305	2	3	...	...	676½	10
Camden (Narellan and Picton)	296	61	336	102052	78953½	3511¾	6551½	95892¼	69856	2648	2546	7188½	199½	1609¾	37	137	5	131	841	5228½	12½	2734	11½	...	...	72¾	...
Campbelltown	137	19	85	24197	13363	1528	1652	19213	11461	3456	250	41	95	415	...	48	...	26	129	2103	...	60	...	...	...	21	...
Carcoar	330	55	60	173382	186112	6725	662	51509	6239	115148	179211	4970	190	406	4	28	2	2	603	548	...	...	...	...	...	256	...
Cassilis	111	...	31	247765	82700	2104½	223	112847½	10717	132813	71760	1247	105	326	...	12	...	...	100	148	50	...	...	...	...	53½	...
Cooma	42	300	17	205535½	23653½	3255¼	179½	42074¾	9853	160205½	13621	1725½	109½	9	...	30	2	28½	290	630	...	...	...	...	...	144½	...
Coonamble	110	...	...	69054	...	661½	...	48806½	...	19586	...	283½	...	195½	...	1½	4½	5	1½	59	...	...	...	...	...	19½	...
Cowra	117	1	2	70179	1479	1867	82	20602	1350	47710	47	817	47	498	40	23	...	24	151	189	50	...	...	...	12	35	...
Deniliquin	641	9	23	634436	57347	1296¾	279	225925¼	54305	407214	2763	283	512½	3	1	25	32½	...	31	512	...	...	...	...	...	184½	...
Dowling	161	16	56	26540	6229	13200	5228	5940	801	7400	200	12	...	815	13	20	...	4	399	200	123	...	...	...	...	120	...
Dubbo	361	30	27	85407½	4399½	3147½	422½	42629½	2452	39630½	1525	1210½	12½	828½	2	16	6	...	110	382	...	...	12½	...	...	86½	...
Dungog	132	20	155	40993	15212	2020	2896	29998	5027	8975	7289	1090	...	2879	9	141	...	54	84	132	30	1	2	7	5	158	100
Eden	80	4	9	14611	1855	950	226	6200	929	7461	700	6	...	881	...	6	...	10	20	80	...	...	...	...	...	80	...
Forbes	206	...	...	42804	...	1322½	...	15730½	...	25751	...	305	212	165	8	...	3	...	10	438	9	...	...	...	...	23	1
Glen Innes	121	4	14	73826	27789	1657	369	40081	14655	32088	12765	394	95	229	2	10	55	2	101	685	1	1	...	...	...	172	...
Goulburn	663	335	230	338044	188854	10278	3554	277459	87816	50307	97484	7689½	162	561	2	113	1	39	1209	2170½	...	15	...	..	...	772	...
Grafton	500	165	341	84952¾	25673¾	15202½	8329½	50272½	11255¼	19478	6088½	6	20	1633⅛	27½	16	9	14	24	177½	16	...	...	...	...	316¼	"2½
Grenfell	60	6	6	17282	80	389	42	7977	38	8916	...	107	15	79	3	6	23	...	4	141	10	...	...	...	...	8	...
Gundagai	439	...	18	155941	3488	5993½	109	89716½	3339	60231	40	3791	67	430½	12	60	...	7	438½	863	...	2	...	...	...	132½	...
Hartley	298	22	79	84180	18096	2270	897	25167	8991	56743	8208	968	11	169	...	64	...	...	590	631	...	47	...	...	...	517	...
Inverell	156	18	18	75125¾	16691	3148	96	26458½	4396	45518¾	12199	1558½	93	683½	41½	18½	10¾	8½	21½	367¾	3	...	...	...	...	"103½	1
Kiama	210	74	323	30770	33577¾	1550¼	1693¼	26224¾	31645½	2995	239	46½	23	870¼	138½	75	...	81½	211	2271½	380	217	31½	...	...	351	...
Liverpool...	120	13	142	31969	53451½	939¼	1621	28619¾	47096½	2410	4734	21	17	71½	14	6½	...	11	8	2031¼	18	2	...	...	1	26	...
Macleay River	351	38	192	57701	11560	7300	5290	27494	3868	22907	2402	12	...	11663	...	4	1	3	2	6	24	...	2	...	1	151	1
Maitland...	382	67	511	71156	58957½	5057	6549½	63211	40568	2888	11840	1212	49	3733	5	316½	11	89	1792¾	3491½	15	11	...	30½	...	1103¼	7
Manning River... ...	386	23	254	49554½	15453	9633½	5562½	24655	6398	15266	3492½	828½	...	12316½	...	348	½	18	579½	1	129⅛	...	...	...	...	218½	54½
Metropolitan	1900	64	450	56841	13076	4087	864	24272	7755	28482	4457	...	...	65	55	...	...	21	...	374	15	...	10	...	25	349	...
Mitchell	33	...	5	6042½	115580	2	...	3113¼	620	2927	114960	...	...	...	...	...	...	...	...	...	...	...	...	...	...	...	...
Moama	101	7	9	225581½	2610¾	961½	90¼	53512½	1874½	171107¾	645½	343½	275½	...	...	23½	...	...	111½	162	...	...	½	...	...	3	...
Molong	455	468	13	118136	3084	6191	40	49662	2894	62283	150	3352	96	1721	...	4	5	3	70	269	2	5	...	...	...	223	...
Mudgee	540	20	105	108524	30038	10435	2682	53663	5178	44426	22178	6802	53	3721	...	74	...	5	205½	1115	4	1	...	12	...	254	...
Murrurundi	202	...	7	5352	308	1770	69	2877	220	705	19	1000	...	259½	...	6	...	7	3	287	...	...	...	...	...	54½	...
Muswellbrook & Merton	70	366	24	231958	89622	3111¼	217	179564	39333	49282¾	49572	1887½	10	347	7	30½	2	16½	12	1181½	5	4	4	...	...	30½	4
Narrabri	33	...	...	15508	.....	221½	...	3340½	.....	11946	.....	9	6	106½	...	...	...	...	...	10	...	...	...	...	...	8½	...
Newcastle	113	4	80	26458	21476	502	584½	10153	11855½	15803	9036	...	...	240	6	1	7	5	...	80	16	...	...	...	...	628½	...
*The figures in last year's return were understated, they should read thus:— ... ... (See foot-note, page 146.)	434	89	118	119578½	52902¼	9520¼	1015½	61208¾	33982½	488493⅓	179041⅔	5621	540	753⅔	22	32	7½	29¾	780¼	1184	41	28	39	...	...	667½	5

CULTURE.

purposes) exceeding one Acre, the extent of their Holdings, the Quantity Cultivated and Uncultivated, and the Produce of 1875, for each Police District of the Colony.

| Crops. | | | | | | | | | | | Produce. | | | | | | | | | | |

No. 115—RETURN of AGRICULTURE—*continued.*

POLICE DISTRICTS.	Number of Holders of Land exceeding one Acre.			Total Extent of Holdings exceeding one Acre.		Extent of Land in Cultivation.		Extent of Land enclosed but not in Cultivation.		Extent of Holdings Unenclosed.		Crops.															
												Wheat.		Maize.		Barley.			Oats.			Rye.		Millet.			
	Freeholders.	Free and Lease holders.	Leaseholders.	Freehold.	Leasehold.	Freehold.	Leasehold.	Freehold.	Leasehold.	Freehold.	Leasehold.	For Grain.	For Hay.	For Grain.	For Green Food for Cattle.	For Grain.	For Hay.	For Green Food for Cattle.	For Grain.	For Hay.	For Green Food for Cattle.	For Grain.	For Green Food for Cattle.	For Grain.	For Green Food for Cattle.	Potatoes.	Tobacco.
				acres	acres	acres	acres	acres	acres	acres	acres	acres	acs	acres	acs	acs	acs	acs	acres	acres	acres	acs	ac	acs	ac	acres	acs
Orange	500	60	296	92377	19591	33602	4004	35130	7370	23645	8217	32282	930	890	...	68	...	49	452	1550	...	14	...	...	...	540	...
Oxley	108	4	12	2568634	8054	4763	50	145016	1796	111370½	6208	...	95½	...	...	3	50	...	...	359	...	3	2	...	...	...	...
Parramatta	741	43	305	33875	22581	6494	1876	24164	17740	3217	2965	5	41	44	180	6	...	19	9	2280	67	1	4	...	...	21	..
Paterson	111	22	115	90837½	41662½	16782	16973	51743½	11914	37415½	28051	876½	3½	1375	...	129	...	90	...	8	...	2	...	½	...	83	203
Patrick's Plains ...	331	40	203	202737¼	84903¾	44061	18348	91138½	20479	107192½	62590	2743¼	21½	1587	..	48½	13	68½	20	93½	...	15¾	...	3	...	156¾	54¾
Penrith	212	23	242	60547½	62383¾	2277¾	3973	57701½	57948¾	568	462	105	48	2985½	7	25½	8	24¼	511	1709	...	4½	3	...	...	55¼	...
Port Macquarie ...	214	7	47	44663	35178	4023	1010	17140	8468	23500	25700	180	...	2864	240	34	...	14	41	32	20	...	...	...	...	210	6
Port Stephens	153	13	97	11040	7379	1360	1211	7451	4462	2229	1706	358	...	1843	...	64½	1	14½	58	15½	1	...	...	...	...	76¾	24¾
Queanbeyan	362	19	71	317542	43898	6324¼	1974	186993¾	17106	124224½	26818	5282½	134	252	28	81½	183	25	219	815	5	...	...	...	...	219½	...
Raymond Terrace ...	134	17	195	25727	16264	1164	3360	17588	6780	6975	6124	97	22	2026	10	155	18	22	67	272	4	...	3	137	2	160	8
Richmond River ...	690	5	33	151637½	5823	4404½	383	103102	4640	44131	800	...	...	2917½	...	...	14	6	...	51	25	...	...	...	2	19½	
Rylstone	247	...	37	110462½	7535	2143	455	74640½	3637	33679	3443	818½	6	553	...	17	...	9	72	399½	...	...	...	...	...	182	...
Scone	248	2	13	281465	10224	2114	215	27843	3440	251508	6569	1936	87	107	5	7	...	8	...	12	...	2	...	...	...	18	...
Shoalhaven	301	44	382	91112	34545	2183	6726	24705	16502	64324	11317	15	3	7011	...	8	3	49	339	68	63	6	...	...	...	453	...
Tamworth	859	72	37	367074¾	70645½	8895¾	11982½	133122	9890	225057	59557	7028½	81	1355½	260	22	8	19	21	316	3½	...	...	2	...	224¼	2
Tenterfield	247	15	5	12024	2685	1488	235	5196	815	5340	1635	931	75	246	...	2	...	...	12	216	...	...	...	...	...	215	...
Tumut	265	16	24	78418	6792	3552	670	66271	5324	8595	798	1900	18	924	13	21	20	1	229	199	...	3	...	...	7	124	...
Tweed River	214	...	7	22352	800	315	20	113	.....	21924	780	2	...	120	...	...	...	...	...	...	...	...	...	...	...	10	...
Wagga Wagga	350	64	101	283170¾	26690	5164½	391½	169836	1410884½	108170½	125210	2170½	303	376	9	57	36½	3½	482	1523½	23½	1	...	...	...	55¾	...
Walgett	43	...	...	6394½	.....	...	...	922	.....	5472½	.....	...	...	...	...	...	...	...	...	...	...	...	...	...	...	...	...
Warialda...	137	105	21	123697½	31898	740½	166	58875	19874	64082	11858	140	26	226½	25	...	...	51	...	119	...	...	6	...	4	25	...
Wellington	401	244	26	272489	335330	5088	85	62818	16806	204583	318439	2333	325	1025½	38	27	6	...	116½	590	...	3½	...	...	...	131½	...
Wentworth	32	1	...	58783¾	3	60	...	4264¾	.....	1554	3	...	60	...	...	...	...	...	...	...	...	...	...	...	...	...	...
Windsor	499	378	164	73191	35911	10174	8123	56090	26466	6927	1322	640	448	10693	48	141	...	102	692	2918½	5	111	5	...	1	160½	...
Wollombi	134	9	90	32716	17305	2529	1571	19344	11743	10843	3991	870½	...	2076	...	32	...	8½	714	32½	...	...	200	...	...	63½	35
Wollongong	194	59	291	25210	31998	800	900	22071	29689	2339	1409	18	...	730	69	22	...	27	59	103	297	6	5	...	...	136½	...
Yass	663	89	87	255485	55033	9464	1574	154939	25566	91082	27893	7531	92	828	...	67	8	...	345	1222	...	12	...	...	...	199	1
Young	615	2	5	247450	5026	12027	87	124947	4918	111376	21	6117	16	1474	29	109	8	30	636	1093	12	1	...	...	...	184	...
General Total ...	23310	4152	7669	8949879½	3194376½	342321	122496¼	4665153	1433535	3941805½	1638307½	169911½	7992½	118436½	2179½	3984½	1151½	1591	17973½	46421	2183½	1143	613½	192	61	13604	539½

CULTURE.

Crops.											Produce.																Vineyards.					
Sorghum and Imphee.		Sugar-cane.			Sown Grasses.																		Hay.				Wine-making.			Table-use.		
For Grain.	For Green Food for Cattle.	Productive.	Unproductive.	Arrowroot.	For Hay.	For Green Food for Cattle.	Vineyards.	Gardens and Orchards.	All other.	Total number of Acres under Crop.	Wheat.	Maize.	Barley.	Oats.	Rye.	Millet.	Potatoes.	Tobacco.	Sorghum and Imphee (Grain).	Sugar-cane.	Sugar produced.	Arrowroot.	Wheat.	Barley.	Oats.	Sown Grasses.	No. of Acres.	Wine produced.	Brandy manufactured.	No. of Acres.	Quantity obtained.	Vines unproductive.
acs	acs	acs	acs	acs	acres	acres	acres	acres	acs		bushels	bushels	bshls	bushels	bshls	bshls	tons	lbs.	tons	cwt.	cwt.	lbs.	tons	tons	tons	tons		gallons	gals.		tons	acs
...	...	...	...	...	60	300	...	90	381	37606	355102	8900	1168	9600	182	...	590	...	...	...	...	...	1860	...	3080	100	...	...	...	...	...	...
...	...	...	...	...	8	...	¼	6	...	526¾	...	...	10	...	20	...	...	...	...	...	...	...	107½	75½	229	6	...	...	...	¼	...	...
...	29	...	...	...	18	63	220	5324	39	8370	96	860	91	80	18	...	30	...	...	...	...	...	29	...	1109	8	75½	4000	82	99½	33½	45
...	2½	...	...	1	74	95	188¼	128	116¾	3376	8405	34597	2704	...	70	30	192½	262944	...	...	...	200	3½	...	7	414½	144¾	17715	...	½	½	43
3½	2	...	...	...	874¼	18½	240¾	276¼	...	6241	38384	34987	705	490	315	50	261	56665	7	...	...	...	25	15	93	2431	213¾	45550	...	11	13	16
...	8	...	...	...	207	1	163½	385¼	...	6250¾	930	72996	552	865	51	...	144½	...	...	...	...	...	69	12	1555	499	113½	19480	254	9	5½	41
...	7	304	220	6	8	600	113	64	70	5033	870	85920	680	846	...	...	360	5400	...	100200	3310	4000	...	...	60	14	87	17400	...	6	14	20
...	...	...	...	2	...	...	11	51¼	49¾	2571	5223	53025	1343	1271	...	...	261½	14283	...	...	...	3200	...	2	19¾	...	9	800	21½	1	2	1
...	...	...	...	...	105	819	3½	89½	37	8298¼	66884	6140	1608	4007	...	...	664	...	...	...	...	...	127½	161	856	52	...	...	...	2½	14	1
...	2	18	4	3	1104	20	161	114	95	4524	1017	41271	2668	1015	...	2691	295	1650	...	2880	240	2400	23	35	393	4675	139	36856	72	14	19	8
...	3	161	589	6	9	725	4	250½	...	4787½	...	94365	...	...	...	...	54	5000	...	190800	5960	7800	...	33	113	20	2¾	450	...	1¼	5	...
...	...	...	...	...	184	312	...	44	1	2598	11898	6642	260	1169	...	...	456	...	...	...	...	...	6	...	406	223	...	...	...	...	...	...
...	...	...	...	...	88	15	24½	18½	1	2329	35192	1643	100	...	35	...	22	...	...	...	...	...	100	...	11	144	13½	516	...	1	1	10
...	...	...	...	...	131	672	...	54	34	8909	167	239924	170	5702	100	...	1775	...	...	...	...	...	3	2	67	130	...	...	...	...	...	...
...	...	...	...	...	402¾	121½	21½	118¼	87½	10094¼	139710	14043	484	428	...	30	416	...	...	...	...	...	104	14	423	1326	14	3700	17	6	20	1½
...	...	...	...	...	7	8	4	7	...	1723	18620	3315	27	183	...	...	470	...	...	...	...	...	80	...	590	28	...	...	...	4	¼	...
...	...	...	...	...	10	561	28	164	...	4222	29404	17165	476	4810	60	...	256	...	...	...	...	...	18	...	284	30	20	2000	20	4	4	4
...	...	3	150	20	...	...	...	30	...	335	60	4000	...	...	...	...	20	...	...	1200	60	2000	...	...	...	...	...	...	...	...	...	...
6½	32	8	...	...	122½	122	103¾	96½	23½	5555¼	25779	2855	931	6661	15	...	44¾	...	2	940	2	...	262	33½	1493½	150	77	12194	58	26¼	12½	...
...	...	...	...	...	...	...	...	...	...	...	...	...	...	...	...	...	...	...	...	...	...	...	...	...	...	...	...	...	...	...	...	...
...	61	...	...	...	50	84	28	23	38	906½	2670	3275	...	...	...	...	27	...	...	...	...	...	30	...	103	46	7	1520	...	17	11	4
...	...	...	...	...	194½	202	42	132½	6	5173	39278	29328	643	1507	49	...	221	...	...	...	...	...	397	8	815	394	20	2800	80	16	40	6
...	...	...	...	...	...	...	...	...	...	60	...	...	...	...	...	...	...	...	...	...	...	...	4	...	...	...	...	...	...	...	...	...
...	26	2	8	...	1381½	24	34½	803	53	18297	5772	253478	2110	10553	1633	...	320	...	...	40	...	...	611	...	2315	3080	21	1230	77	8½	3¾	5
...	...	...	...	...	7	2¼	5	53¾	...	4100	7676	47175	487	11414	...	...	84	29620	...	...	...	...	...	...	21	10	5	400	...	...	...	...
...	89	...	...	...	13	12	6	107½	...	1700	600	20014	345	1385	110	...	450	...	...	...	...	...	...	...	210	32	5	1000	12	1	2	...
...	...	...	...	...	337	202	48	146	...	11038	73161	12555	833	4853	106	...	400	1200	...	...	...	...	74	5	1120	143	7	3040	...	41	44	...
...	...	...	...	...	623	1291	40	337	114	12114	89083	17676	2147	14924	116	...	184	...	...	...	...	...	18	...	1500	438	24	2420	50	10	5	6
15¾	750	4037	4453½	47	12539½	33208	4307¾	17571¾	3012½	461957¾	2148394	3618436	69053	293135	17336	3661	38563¾	679649½	18	1463797	137104	29760	9738	1368½	50414	31900	3077	684258	1859	649¼	679½	581½

No. 116.—SUMMARY RETURN of AGRICULTURE showing the number of holders of Land (exclusive of the area occupied for same, during the year ended 31st March, 1875, in the

COUNTIES AND PASTORAL DISTRICTS.	Number of Holders of Land exceeding one Acre.			Total Extent of Holdings exceeding one Acre.		Extent of Land in Cultivation.		Extent of Land enclosed but not in Cultivation.		Extent of Holdings Unenclosed.		Crops.															
												Wheat.		Maize.		Barley.			Oats.			Rye.		Millet.		Potatoes.	Tobacco.
	Freeholders.	Free and Leaseholders.	Leaseholders.	Freehold.	Leasehold.	Freehold.	Leasehold.	Freehold.	Leasehold.	Freehold.	Leasehold.	For Grain.	For Hay.	For Grain.	For Green Food for Cattle.	For Grain.	For Hay.	For Green Food for Cattle.	For Grain.	For Hay.	For Green Food for Cattle.	For Grain.	For Green Food for Cattle.	For Grain.	For Green Food for Cattle.		
COUNTIES.				acres	acres	acres	acres	acres	acres	acres	acres	acres	acres	acres	acres	acres	acres	acres	acres	acres	acres	acres	acres	acres	acres	acres	acres
Argyle	538	276	199	303469	170012	8193	3313	253797	83459	41479	83240	6057½	153	557	2	110	1	39	915	2012½	...	9	...	...	...	610	...
Bathurst	760	279	462	291762	267153	29021½	10090½	103731½	26143½	159009	230919	28252	1148¾	2786	544	364½	243	254	1338	2654	150	15	...	...	12	703¾	...
Bligh	113	9	30	239230	68875	2709	200	49211	5458	187310	63217	1668	115	433	...	28	...	...	101	177	50	...	...	...	...	68½	...
Brisbane	341	208	27	480508	131619	3844¾	240	149922½	24378	326740¾	107001	2669½	90	340½	12	20	2	12	...	274	...	3	...	...	...	39½	4
Camden	1218	245	1238	320041	204101¾	9438¾	11720¾	234842¼	180348	75760	12033	1043½	239½	5963¼	273	246	14	227¾	1489¾	5197½	702¼	639	172	...	...	1633	...
Cook	507	164	272	138791½	76035	5792½	6087½	91966	67375½	41033	2572	445½	175	6278	21	107	8	43	813	2361	...	55	...	...	...	237½	...
Cumberland	3197	339	1172	203463¾	141296¼	18745¼	11794¼	145341½	116328¾	39377	13173	415	467	5299¼	284	159½	...	171¼	507½	10230¾	123	155¼	27	...	27	547½	...
Durham	541	190	544	375277½	172199½	7888½	8869	252837	60691½	114552	102639	4522¼	49½	5468	19	495½	16	199½	122	358¼	11	15½	6	39	1	853	293
Georgiana	328	60	73	79086	32498	3766	590	37078	10171	38242	21737	2976	28	15	...	27	...	...	555	371	...	12	...	...	...	226	...
Gloucester	396	43	278	46002½	25403	5133½	4294½	27917	10315	12952	10793½	1063	7	6394½	5	268	5½	62½	302	161½	30	...	3	19	6	286½	120
Gordon	42	26	4	45174	9920	1164	19	24513	3664	19497	6237	582	55	227	...	1	...	...	15	137	...	...	...	...	...	7½	...
Hunter	97	77	38	86278	20576	1853	469	55178	11899	29247	8208	732	10	891	...	13	13	5½	59	44	...	6	...	...	...	22	...
King	625	65	77	200419½	45372	8586½	918	115145	22283	76688	22171	7011	89	505	2	75	12	...	263	983	...	1	...	...	...	194½	1
Lincoln	43	5	1	25090	52400	366	.....	7014	7780	17710	44620	167	...	57½	...	...	...	...	3	28	...	...	...	...	...	2	...
Macquarie	601	27	362	101359	52801	13019	8306½	45265	14971½	43075	29523	842½	...	16625	240	301½	...	25	441½	36	154½	...	...	...	...	453½	33
Murray	606	52	105	454997½	77280	9275¾	2783½	271966¼	27658	173755½	46838¼	7510	218	625	28	115½	185	26	363	1319	5	12	...	...	...	379	...
Northumberland	968	135	729	220984½	107860¼	11493¼	8774¾	117516	67794½	91975	31291	2655	54½	9679	13	229½	20½	130	956¾	513	35½	21½	202½	120	...	838½	48¼
Phillip	478	20	53	144637	25561	8918	1416	87228	2847	48491	21298	5632½	...	2799	...	62	...	4	239½	778	...	1	...	12	...	192	...
Roxburgh	421	67	195	142743½	29231	5995	5836	83289½	12962	53459	10433	5914	447	1511	...	121	201	15	586	1999½	49	3	...	...	...	563	...
St. Vincent	646	84	300	174246½	63784	19333¾	10749½	99005¾	28561½	55907	24473	1456¼	100	6873½	13	57½	8	51¾	996½	8981½	461	6	5	...	...	1177½	...
Wellington	570	263	186	175308	216150	22269	2680	78969	6671	74070	206799	1730¼	923	2302	38	63	6	35	298½	1715	4	17½	...	...	...	531½	...
Westmoreland	383	51	159	79318	62140	4901	2745	39248	12177	35169	47218	3797	188	580	...	215	16	2	1181	1077	9	77½	...	...	...	415½	...
Total	13119	2685	6304	4328186½	2052267¾	201707	101897	2370981¼	803936¾	1755498¾	1146434	102712½	4557¼	76209½	1491	3079½	751	1303	11545¾	33325½	1784½	1049	415½	190	46	9981¾	499¼
PASTORAL DISTRICTS.																											
Albert	37	...	5	5723½	115580	2	.....	1793¼	620	3928	114960	.....	...	.....	...	...	...	...	...	.....	...	...	...	...	...	...	...
Bligh	303	29	25	117193	39291½	2362¾	364½	69278¾	2214	4555½	1351	955	12½	632	1	9	8½	5	104½	329	...	...	12½	...	...	77	...
The Clarence	1409	168	377	259187½	32160¾	19904¾	8728½	153889½	15763¾	85593	7668½	8	20	19348	27½	16	23	20	24	249½	41	...	...	...	2	349¾	7½
The Darling	42	1	...	7696½	3	78½	.....	5724¾	.....	1893	3	.....	67	.....	...	3	...	...	...	8½	...	...	...	...	...	...	...
Gwydir	140	105	21	134977½	31898	740½	166	58875	19874	65362	11858	140	26	226½	25	...	...	51	...	119	...	...	6	...	4	25	...
The Lachlan	1451	37	95	679980¾	88622	23081½	325	335465¼	26399	321434	61898	12000	393½	2626½	46	195	67	31	1523½	3188½	52½	15	...	...	...	348¼	...
Liverpool Plains	1056	72	40	389484¾	70813½	10443¼	1247½	138419½	9990	240622	59576	7767½	87	1739½	260	25	8	26	24	464	3¼	...	...	2	...	284¾	2
Monaro	1039	331	87	361358¼	56424½	12143¾	1294	252812¾	31900½	296402	23230	2654½	134¼	4200¼	73	188½	13½	90	596	1240	50	52½	143	...	...	736½	10
Murrumbidgee	2397	139	271	1985027½	598119¼	41983	3854¾	1060857	467617½	883087½	126647	28177¾	1925½	1717	73	409	148	18½	3257¾	3743¼	9	13½	17½	...	7	441¼	17¾
Macleay	253	26	93	39035	7182	5553	2618	17575	2727	15907	1837	20	...	7545	4	...	1	1	2	13	16	...	2	...	1	80	1
New England	973	109	135	308800¼	136254½	16351¾	1849	140798¾	51884½	151649¾	82521	8464½	542½	2041½	175	47½	107¾	45½	820	3140¾	225	8	17	...	1	1021	1
Warrego	47	...	3	5896½	30	10	18	1480	12	4406½	.....	.....	...	.....	...	...	...	...	...	.....	...	...	...	...	...	...	...
Wellington	744	450	13	136432½	994	8159¼	74	57502½	596	70771	324	4012	227	2150½	1	12½	7	3	76	600	2	5	...	...	...	265½	1
Total of Pastoral Districts	3891	1467	1163	1621693	1142911	140814	29539¼	2294471½	629598¼	2186407¼	491853½	64190¼	3435¼	42227	685½	905½	383½	291	6427¼	13093½	399	94	198	2	15	3922½	40½
Total of Settled Districts	13119	2685	6304	4328186½	2052267¾	201707	101897	2370981¼	803936¾	1755498¾	1146434	102712½	4557¼	76209½	1491	3079½	751	1303	11545¾	33325½	1784½	1049	415½	190	46	9981¾	499¼
GENERAL TOTAL	23310	4152	7669	8949879½	3194278½	342521	122436½	4665453	1433535	3941905¼	1638287½	166903½	7992½	118436½	2176½	3984½	1134½	1594	17973½	46421	2183½	1143	613½	192	61	13904	539½

—continued.

Pastoral purposes) exceeding 1 acre, the extent of their holdings, the quantity cultivated and uncultivated, and the produce of the SETTLED and PASTORAL DISTRICTS of the Colony.

Crops.											Produce.																		Vineyards.					
Sorghum and Imphee.		Sugar-cane.			Sown Grasses.																		Hay.				Wine-making.			Table use.		
For Grain.	For Green Food for Cattle.	Productive.	Unproductive.	Arrowroot.	For Hay.	For Green Food for Cattle.	Vineyards.	Gardens and Orchards	All other.	Total number of Acres under Crop.	Wheat.	Maize.	Barley.	Oats.	Rye.	Millet.	Potatoes.	Tobacco.	Sorghum and Imphee (Grain.)	Sugar-cane.	Sugar produced.	Arrowroot.	Wheat.	Barley.	Oats.	Sown Grasses.	No. of Acres.	Wine produced.	Brandy manufactured.	No. of Acres.	Quantity obtained.	Vines unproductive.
acs.	acres	acres	acres	acs	acres	acres	acres	acres	acres		bushels	bushels	bush	bush	bush	bush	tons	lbs	tons	cwt.	cwt.	lbs.	tons	tons	tons	tons		gallons	galls		tons	acs
...	8	...	...	...	108	396	19	446	63	11506	68870	9381	1584	10774	175	...	1731	.....	...	.....	.....	...	165	...	2073	91	1	200	...	13	2½	5
...	11	...	...	...	101	392½	14	105	24	39112	339969	47656	6806	25749	360	...	1339	.....	...	.....	.....	...	1604	325	3374	160	...	...	...	2½	1½	11½
...	...	...	...	...	128	105	7	28½	...	2909	25745	8700	663	2050	...	...	128	.....	...	.....	.....	...	324	...	538	250	6	950	20	1	1	...
...	...	...	...	½	253	113	86¾	100	65	4084¾	43978	4101	267	...	41	...	57½	5600	...	.....	.....	400	105	...	400	529	62⅝	14436	70	12⅜	17½	11½
...	349½	...	4	½	450½	1459	102	841¼	112	21159½	13047	181496	5116	27067	9772	...	5153	.....	...	.....	.....	190	282½	16	3831	461½	56½	8985	167	26½	26½	19
...	12	...	6	...	480	67	167½	570½	33	11880	4558	72276	1439	4874	787	...	967	.....	...	.....	.....	...	150	12	2111	1388	116½	19630	254	10	6	41
...	201	...	7	...	1143	104	430	9553⅜	687	30539⅜	4033	203642	2777	8602	2236	...	2542	.....	...	.....	.....	...	600	...	6685	2288	183½	18040	318	175	130¾	71½
3½	9	...	4	3	2721¼	344	546¼	382½	275⅜	16757¼	53991	154564	10320	2274	372	916	2598	409584	7	.....	.....	1800	83½	20	455	10488½	413⅞	77375	66	26	31¼	106½
...	...	...	...	...	37	22	...	87	...	4356	36662	180	295	7567	234	...	561	.....	...	.....	.....	...	41	...	586	57	...	.....	...	...	...	...
...	5	89	18½	3	96	49	152½	191¾	89⅜	9428	10882	212138	4438	5202	...	450	600	1395361	...	58264	2080	4000	7	12	212½	643	127	23856	27½	15½	20½	10
...	...	...	...	...	53	88	...	17½	...	1183	11802	6944	15	620	...	...	12	.....	...	.....	.....	...	39	...	166	126	...	.....	...	...	...	...
...	...	...	...	½	266	108	34⅜	92	25½	2322	11132	18694	150	488	40	...	41	.....	...	.....	.....	220	9	15	41	458	32	7380	...	1⅜	1½	1
...	...	...	...	...	87	93	46	137	5	9504½	71209	8699	1020	4032	20	...	451	1200	...	.....	.....	...	68	11	941	50	14	4040	...	31	35	1
...	...	...	...	...	40	58	5½	5	...	366	2991	2550	...	97	...	...	3	.....	...	.....	.....	...	...	...	32	110	...	...	...	5⅛	15	...
...	7	381	668	6	88	709	130	112	72	21325½	6038	648110	4060	6281	...	...	1281	34724	...	144175	5200	4000	...	...	72	114	99	19600	...	6	14	25
...	...	...	...	...	93	940	7½	184½	49	12059½	90432	9139	2126	5914	106	...	1025	.....	...	.....	.....	...	210½	165	1272	30	...	.....	...	6½	11	1
¾	6	20	22	4½	2309½	581	736½	956	115¼	20268	32391	229417	3246	15224	210	2265	2850½	47805	3	2920	240	1600	60	39	754½	8005	543½	152822	...	63½	63½	129½
...	...	...	...	...	124½	349	24	25½	91	10334	78499	55071	1420	3819	15	...	326	.....	...	.....	.....	...	...	...	1788	216	24	4200	...	...	...	...
...	...	...	...	...	169	67	34	120½	31	11831	74801	21766	2181	10064	50	...	1401	.....	...	.....	.....	...	406	178	2414	244	30	700	...	4	2½	...
...	...	...	...	...	436	1707½	61½	333¼	76½	30083¼	22348	253434	934	13990	104	...	4614½	.....	...	.....	.....	...	82½	35	1362	807	10½	340	50	28½	31	22½
...	...	...	...	...	661½	479	35½	162½	376	24949	203820	55329	1175	5096	231	...	868	.....	...	.....	.....	...	1573	8	2956	843	18	2450	60	11½	26	6
...	...	...	...	...	...	5	...	24	59	7646	46929	10427	2372	20320	1524	...	1879	.....	...	.....	.....	...	213	24	1840	.....	...	.....	...	...	...	...
4½	608½	490	729½	18	9845	23600	2640	14476	2249½	303604	1254127	2213714	52401	160104	16277	3631	30428½	6384691½	10	205359	20	12210	6023	860	33904	27359	1737½	355001	1032½	440½	436½	462
...	...	...	...	...	...	...	...	2	...	2	...	...	...	...	...	...	...	...	...	.....	...	...	...	...	...	...	...	...	...	...	...	...
...	1	...	...	...	107	231	106⅜	125½	10	2727½	19105	6912	137	1095	...	...	63½	...	...	.....	...	...	14	6½	467½	117	58	16000	...	43½	28¼	5½
...	24	3330	3643	28	55	899	66½	401¾	50	28633¼	150	765677	140	480	...	...	1042	7240	...	14351080	124607	17450	43½	110½	521	584½	39½	13310	...	13	32½	14
...	...	...	...	...	...	...	...	...	...	78½	...	...	17	...	...	...	...	...	...	.....	...	...	18	...	5	...	...	...	...	...	...	...
...	61	...	...	...	50	84	28	23	38	906½	2670	3275	...	...	...	...	27	...	...	.....	...	...	30	...	103	46	7	1520	...	17	11	4
...	21	8	...	...	718⅜	1401	73¾	493½	204	23406½	169333	32782	3503	28107	121	...	4692	...	..	940	2	...	410½	58	3768	533	50	5220	50	15⅜	10	8
...	...	...	...	...	483¼	207	33	184¾	89½	11690⅜	154766	18975	524	498	...	30	490	...	...	.....	...	...	110	14	709	1511	18	4020	17	11½	26	3½
...	...	...	...	1	303	2613⅜	13	298¼	33	13437⅜	38598	200306	3103	12277	703	...	2463¼	8760	...	.....	...	100	116	13	1799	720½	...	...	...	3	10	10
11½	26½	...	2	...	526⅜	3076½	1211½	877⅜	129½	45837⅜	307886	29715	8149	56402	147	...	9203¼	23180	8	.....	...	...	1908½	158½	3850	408	1100	261143	714	65¾	49½	45⅜
...	...	259	79	...	2	88	4	53	...	8171	370	283100	...	30	...	...	212	2000	...	80600	4975	...	...	2	28	5	3	1315	15½	...	...	1
...	8	...	...	...	320	545	81	425½	163½	18200¾	139638	33393	921	13094	88	...	1959	.....	...	.....	.....	...	693½	142	4341½	410	45½	21126	...	11¼	4½	24
...	...	...	...	...	...	...	2	23	3	28	...	...	...	...	...	...	...	.....	...	.....	.....	...	...	...	.....	.....	...	.....	...	2	½	...
...	...	...	...	...	129	463	48½	187¾	42½	8233½	61751	30587	155	1048	...	...	488½	.....	...	.....	.....	...	391	4	918	206	18½	5600	30	26	70½	4
11½	141½	3597	3724	29	2694½	9308	1667½	3095½	763	161353½	894267	1404722	16649	113031	1059	30	8135½	41180	8	14432620	128584	17550	3735	508½	16510	4541	1339½	329254	826½	208½	242½	119½
4½	608½	490	729½	18	9845	23600	2640	14476	2249½	303604	1254127	2213714	52404	160104	16277	3631	30428½	6334691½	10	205359	7520	12210	6023	860	33904	27359	1737½	355004	1032½	440½	436½	462
15½	750	4087	4453½	47	12539½	33208	4307½	17571½	3012½	4649571½	2148394	3618476	69053	293135	17336	3661	38563½	6796491½	18	14637970	137104	29760	9758	1368½	50414	31900	3077	684258	1859	649½	679½	581½

AGRICULTURE AND VINEYARDS—*continued.*

No. 117.—DECENNIAL RETURN showing the Quantity of LAND under Crop, and the PRODUCE of the same, &c., in the Colony.

Year ended 31 March.	Crops.																			Produce.														
	Wheat.	Maize.	Barley.	Oats.	Cotton.	Rye.	Millet.	Potatoes.	Tobacco.	Rice and Hops.	Arrowroot.	Sorghum and Imphee.	Sugar-cane. Productive.	Sugar-cane. Unproductive.	Sown Grasses, Oats, Wheat, and Barley for Hay.	Vines.	Sown Grasses, Oats, Barley, Sorghum, &c., for Green Food for Cattle.	Gardens and Orchards.	All other in Crop.	Total Number of Acres in Crop.	Wheat.	Maize.	Barley.	Oats.	Cotton.	Rye.	Millet.	Potatoes.	Tobacco.	Rice and Hops.	Arrowroot.	Sorghum and Imphee (Grain).	Sugar.	Wheat, Barley, Oats, and Sown Grasses for Hay.	Vines. Wine.	Vines. Brandy.	Vines. Fruit for Table use.
	acres	acres	acres	acres	acres	acres	acres	acres	acres	a.	acres	acres	acres	acres	acres	acres	acres	acres	acres		bush.	bush.	bush.	bush.	lbs.	bush.	bush.	tons	cwt.	lbs.	lbs.	cwt.	lbs.	tons	galls.	galls.	tons
1866	131653½	113442¾	5843¾	10939	11	1639½	123	15209¾	1499	....	...	226	141		61909½	2126	21252½	10492¾	1746	378254½	1013863	2759904	58370	116005	380	12343	1668	31367¼	7469⅝	...	.....	10040	5700	54230	168123	1439½	559¾
1867	175033¾	119519	6211	14914½	...	1571½	197½	18809¾	1326½	...	...	172¾	116¼		74742¾	2281	21109¾	12274¾	2944¾	451225¼	2226027	3878064	91741	304028	.....	19968	2133½	43869½	2477⅜	...	.....	8915	17780	118010	242183	3176	668¼
1868	149142½	115523¾	5140½	13142½	76	1879	192¾	15440	626¾	7½	...	234½	646¾		74346	2531½	18828½	12640¾	2766	413164	1433807	3132505	62392	156965	13680	15569½	1963⅜	33482½	6035	7000	.....	9480	134740	91869¾	285283	3856½	700½
1869	164206¼	120807	6397½	12129½	...	2187¼	156	16391¼	875	...	14¾	261¾	2584¼		67761½	3116½	21193¾	13529	3145	434756¼	1787085	3777405	94715	164687	.....	23164½	1931	30768	7925	...	14236	5240	3264824	80543¾	412587	1888	693
1870	189452	128041¼	9151¾	17301½	...	2378	134	17132½	366½	...	3¼	296½	3917½		75034½	3906¾	17375¼	14516	3289	482324½	3200959	4880805	148617	400766	.....	37434	1806¼	54200¼	3192	...	34046	8460	3563704	131985¾	460321	1687	955½
1871	147997	107178½	4650¼	10683½	2¼	1295¾	359½	13927¼	225¼	...	84¼	182¼	1475	2607½	65403¾	4504¼	43991¼	17168¼	5240¼	426976	999595	2340654	47701	119365	11½	11691	4747	34118¼	699¾	...	22897	2005	1519560	69601¾	342674	1847¾	1046½
1872	154030½	119956¼	3461¾	13795	...	1342½	254	14770	567½	...	26¼	32½	1994¾	2399	51805½	4152¼	31903¼	14520¾	2789¾	417801¼	2229642	4015973	55284	280887	.....	17339	4346	44758	4475⅝	...	26454	3465	2780288[a]	77459½	413321	1765½	508
1873	177551¾	116745	3727½	13586	...	1260	281	15123½	440	Hops.	38	69½	3470	2001	65832	4090	32510¼	15016½	2892¾	454634¾	2898463	3984958	70708	270967	.....	17671	4243	45112	2751	Hops.	32613	880	10955840	105929½	451450	996½	573¾
1874*	169330½	116648	3579½	16524¾	...	1235½	276½	14574¼	199½	½	31¾	96½	3565½	3105½	71437½	4547¼	36490½	16642¼	3448¾	461733½	2273620	4128865	66464	322449	.....	17661	4372	43424¼	1261	100	31430	850	1638224	110006½	578985	1916½	620½
1875	166911¾	118436⅓	3984½	17973½	...	1143	192	13604	539½	...	47	15¾	4087	4453½	68087¾	4307¾	40589½	17571¾	3012½	464957¼	2148394	3618436	69053	293135	.....	17336	3661	38564	6069	...	29760	360	15355648	93440	684258	1859	679¼

NUMBER OF OCCUPIERS OF LAND, WITH EXTENT OF HOLDINGS, &c., &c.

Year ended 31 March.	Number of Occupiers of Land (excluding those for Pastoral purposes).	Total Extent of Holdings.	Extent of Land in Cultivation.	Extent of Land enclosed but not in Cultivation.†	Extent of Land Unenclosed.
		acres	acres	acres	acres
1866	22,509	7,277,255½	381,400¼	1,980,547	4,915,308¼
1867	24,629	7,448,200½	452,850¼	2,374,201¾	4,621,148½
1868	25,875	7,737,651¼	413,164	*3,034,675	4,289,812¼
1869	26,581	7,464,924	434,826¼	3,301,140¼	3,728,957¼
1870	27,720	7,857,469½	482,324½	3,693,213¼	3,681,931¾
1871	31,538	8,628,326	434,012¼	3,935,758¼	4,258,555
1872	29,174	7,855,067½	417,851¼	3,921,505	3,515,711
1873	31,342	9,788,728	454,634¾	5,134,389¾	4,199,703¼
1874 *	32,258	10,619,532¾	461,733½	5,836,065	4,321,734¼
1875	35,131	12,144,158¼	464,957¼	6,098,988	5,580,213

[a] 1872.—This quantity is exclusive of the produce of 748 acres of Sugar-cane grown in the Grafton District, which could not be ascertained.
* The figures for this year have been corrected. See explanatory foot-note, *ante*, page 146.

PART VI.

MONETARY AND FINANCIAL.

CONTENTS.

Number of Return.		Page.
118	Taxes, Duties, &c.	156
119	Fees, &c.	179
120	Accounts, Weights, and Measures	193
121	Course of Exchange	193
122	Rates of Interest paid to Depositors by the Banks	194
123	Coin and Bullion in the Mint, Banks, &c.	194
124	„ „ —Decennial Return	195
125	Coins in Circulation	195
126	Paper Currency in Circulation	195
127	Banks—Average Assets and Liabilities, &c., &c., for each Quarter of the Year	196
128	New South Wales Savings' Bank—Deposits, Rates of Interest, &c.	198
129	Government Savings' Bank—Number of Accounts Opened and Closed; Amount of Deposits, &c., &c.	199
130	Mint—Gold Received and Issued from 14 May, 1855, to 31 December, 1874	200
131	Railways—Receipts and Expenditure	201
132	„ „ —Decennial Return	202
133	Electric Telegraphs—Number and Value of Telegrams sent from each Station; also Length of Wire and Cost of Construction, &c.	202
134	„ „ „ —Decennial Return	203
135	Post Offices—Letters, &c.—Decennial Return	204
136	Money Orders—Issued and paid at the several Offices	205
137	„ —Decennial Return	206
138	Immigration—Moneys paid on account of—Decennial Return	207
139	Expenditure—Military—By the Colony	207
140	Local Revenues—Municipality—Sydney	208
141	„ —Boroughs and Municipal Districts	209
142	„ —Roads Trusts	211

TAXES, DUTIES, &c.

No. 118.—SCHEDULE of TAXES, DUTIES, FEES, and all other sources of Revenue, specified under the respective Laws or Authorities under which they are derived.

Act of Council under which levied.	SPECIFICATION OF TAXES, DUTIES, &c.			Authority under which originally established.	At what Period.
	COLONIAL SPIRITS.				
	LICENSED DISTILLERIES.	s.	d.		
29 Vict., No. 14 (19 Jan., 1866).	Upon spirits made or distilled within the Colony, from sugar which shall have paid Customs duties .. .. the gal.	9	5	Act of Parliament 59 Geo. III, c. 114 19 Vict., No. 15.	12 July, 1819. 14 Sept., 1855.
	Upon spirits made or distilled within the Colony, wholly or in any proportion exceeding 10 per cent. of the whole from materials which are not subject to any duty of Customs .. .. .. do.	10	0		
Act of the Parliament of New South Wales, 26 Vict., No. 18. (Assented to, 20 Dec., 1862) ..	BONDED DISTILLERIES AND SUGAR-HOUSES.				
	All spirits, sugar and treacle, produced under this Act, subject to same rules and liable to the same duties as if imported.			26 Vict., No. 18..	20 Dec., 1862.
	COLONIAL BRANDY.				
	VINEYARDS.				
Act of the Parliament of New South Wales, 30 Vict., No. 15, 6 Dec., 1866 ..	Brandy distilled by the owners of vineyards, from grapes the produce of such vineyards, and deposited in any bonded warehouse, liable to the same duty as brandy imported into the Colony; and the same may be sold and delivered out of bond, either for export or home consumption, in the same manner as brandy imported.			30 Vict., No. 15..	6 Dec., 1866.
	CUSTOMS.				
	IMPORT DUTIES.	s.	d.		
	Bacon .. .. per lb.	0	2		
	Bags and Sacks .. .. per dozen	1	0		
	Do. Gunny .. .. do.	0	6		
	Beer, Ale, Porter, Spruce or other Beer—in wood or jar .. .. per gallon	0	6		
	Beer, Ale, Porter, Spruce or other Beer—in bottle.. do.	0	9		
	Biscuits .. .. per lb.	0	1		
	Blue .. .. do.	0	1		
	Candles .. .. do.	0	1		
	Cement .. .. per barrel	2	0		
	Cheese .. .. per lb.	0	2		
	Chicory .. .. do.	0	3		
	Chocolate .. .. do.	0	3		
	Cigars .. .. do.	5	0		
	Cocoa .. .. do.	0	3		
	Coffee .. .. do.	0	3		
	Comfits .. .. do.	0	1½		
	Confectionery .. .. do.	0	1½		
	Cordage .. .. per ton	40	0		
	Corn Flour .. .. per lb.	0	1		
	Dates .. .. do.	0	1		
Acts of the Parliament of New South Wales, 34 Vic., No. 21 37 Vic. No. 5	Doors .. .. each	1	0	Act of Parliament 59 Geo. III, c. 114 19 Vict., No. 14.. 21 Vict., No. 1 .. 25 Vict., No. 10.. 29 Vict., No. 3 ..	12 July, 1819. 14 Sept., 1855. 20 Nov., 1857. 30 Dec., 1861. 20 June, 1865.
	Fish—Dried, Preserved, or Salt .. .. .. per lb.	0	1		
	Fruits—Bottled, quarts .. .. per dozen	2	0		
	Do. do. pints and smaller quantities .. do.	1	0		
	Do. Dried .. .. per lb.	0	2		
	Ginger .. .. do.	0	1		
	Hams .. .. do.	0	2		
	Hops .. .. do.	0	3		
	Iron—Galvanized, in bars, bundles, or sheets, or corrugated .. .. per ton	40	0		
	Iron—Galvanized Manufactures .. .. .. per cwt.	3	0		
	Iron Wire .. .. per ton	20	0		
	Jams .. .. per lb.	0	1		
	Jellies .. .. do.	0	1		
	Maizena .. .. do.	0	1		
	Malt .. .. per bushel	0	6		
	Mustard .. .. per lb.	0	1		
	Nails .. .. per ton	40	0		
	Nuts of all kinds (except Cocoa nuts) .. .. per lb.	0	1		
	Oilman's Stores—Sauces and Pickles—quarts .. per dozen	1	0		
	Do. do. pints and smaller quantities .. .. do.	0	6		
	Oils, except Animal, Black, Cocoa-nut, and Sperm.. per gallon	0	6		
	Opium (including all goods wares and merchandise mixed or saturated with opium or with any preparation or solution thereof or steeped therein).. per lb.	10	0		
	Paints .. .. per ton	40	0		
	Paper—Writing and Fancy .. .. per lb.	1	0		
	Do. Brown and Wrapping .. .. per cwt.	3	4		
	Pepper .. .. per lb.	0	2		

Act of Council under which levied.	SPECIFICATION OF TAXES, DUTIES, &c.—*continued.*			Authority under which originally established.	At what period.
	CUSTOMS—*continued.*				
	IMPORT DUTIES—*continued.*				
		s.	d.		
	Powder—Blasting .. .. per lb.	0	1		
	Do. Sporting .. .. do.	0	3		
	Preserves .. .. do.	0	1		
	Rice .. .. per ton	60	0		
	Rope .. .. do.	40	0		
	Sago .. .. per lb.	0	1		
	Salt and Saltpetre .. .. per ton	20	0		
	Sarsaparilla—If containing not more than twenty-five per centum of proof Spirits .. .. per liquid gallon	4	0		
	Sashes .. .. each	1	0		
	Shot .. .. per cwt.	5	0		
	Shutters .. .. each	1	0		
	Soda Crystals .. .. do.	20	0		
	Spices .. .. per lb.	0	2		
	Spirits—On all kinds of Spirits imported into the Colony the strength of which can be ascertained by Sykes' Hydrometer .. .. the proof gallon	10	0		
Acts of the Parliament of New South Wales, 34 Vic., No. 21 37 Vic. No. 5	Spirits—On all Spirits and spirituous compounds imported into the Colony the strength of which cannot be ascertained by Sykes' Hydrometer the liquid gall.	10	0	Act of Parliament 59 Geo. III, c.114	12 July, 1819.
	Spirits—Methylated .. .. per gallon	2	0	19 Vict., No. 14.. 21 Vict., No. 1 ..	14 Sept., 1855. 20 Nov., 1857.
	Starch .. .. per lb.	0	1	25 Vict., No. 10.. 29 Vict., No. 3 ..	30 Dec., 1861. 20 June, 1865.
	Succades .. .. per lb.	0	1½		
	Sugar—Raw .. .. per cwt.	5	0		
	Do. Refined .. .. do.	6	8		
	Do. Molasses and Treacle .. .. do.	3	4		
	Tea .. .. per lb.	0	3		
	Timber—Dressed .. .. .. per 100 feet super.	2	0		
	Do. Rough and undressed .. .. do	1	0		
	Tobacco—Manufactured and Snuff .. .. .. per lb.	2	0		
	Do. Unmanufactured .. .. do.	1	0		
	Do. Sheepwash .. .. do.	0	3		
	Turpentine .. .. per gallon	1	0		
	Varnish .. .. do.	2	0		
	Vinegar .. .. per gallon	0	6		
	Wines—sparkling .. .. do.	6	0		
	Do. other kinds .. .. do.	4	0		
	Woolpacks .. .. each	0	3		

EXEMPTIONS.

19 Vict., No. 14 (14 Sept., 1855).	All goods imported for the supply of Her Majesty's Service exempted from all duties and imposts of every description whatsoever.
7 Vict., No. 28	All Wine imported into the Colony of New South Wales, or taken out of bond, for the use of Military or Naval Officers serving on full pay in the said Colony or the adjoining seas, is exempted from duty.

Act of Council under which levied.	SPECIFICATION OF TAXES, DUTIES, &c.—*continued.*	Authority under which originally established.	At what Period.
	CUSTOMS—*continued.*		
	EXPORT DUTIES.		
	Gold .. .. per oz. (Troy) s. 1 d. 6 Wrought or unwrought, by sea or land.		
26 Vict., No. 5..	EXCEPTIONS. This duty not leviable upon assayed duty-paid gold from the Branch Royal Mint at Sydney, coined gold issued from the Royal Mint at London, or of the Branch thereof at Sydney, or of any Foreign State. Articles of plate, jewellery, or ornament, actually worn upon the person, or made elsewhere than in the Colony.	20 Vict., No. 17..	15 Feb., 1857.
	WINE, CIDER, AND PERRY.		
Act of the Parliament of N.S.W., 26 Vic., No. 16. (Assented to, 20 Dec., 1862) ..	Produced from fruit grown in the Colony, license fee . .. £1 0 0		
	Every license, whensoever granted, shall have effect on and from the day of the date thereof until 1st July then next, and may be renewed as of that day in each year, on payment of aforesaid fee.	26 Vict., No. 16..	20 Dec., 1862.
	BRANCH ROYAL MINT, SYDNEY.		
	RECEIPT AND ISSUE OF GOLD TO 6 AUGUST.		
26 Vict., No. 5..	Gold imported, 1s. 3d. per oz. Troy of standard fineness, as declared after the said gold shall have been assayed and brought to the standard of 22 carats fine at the Mint.	20 Vict., No. 17..	15 Feb., 1857.
	EXCEPTIONS. Duty not payable upon gold the produce of any other country, brought for coinage to the Mint, through the Customs.		
Proclamation dated 3 February, 1866 .. Governor and Executive Council, under Regulations dated 23 Aug., 1870	In addition to the charge of 3d. per ounce on the coinage of gold, there shall be paid for melting, assaying, and refining, the following charges, viz.:— (1.) On undivided parcels containing not less than 1,000 ounces standard (to be melted and assayed in one lot), at the rate of 3d. per ounce (standard). (2.) On parcels containing less than 1,000 ounces standard, at the rate of 5d. per ounce (standard). A reduction of the above Mint charges, to the amount of 3d. per ounce standard, will be made in respect to gold the produce of any other country, imported to the Mint under the conditions prescribed in the second clause of the Act 26 Vict., No. 5. The Mint will issue, if required, gold bullion in bars or ingots at £3 17s. 10½d. per ounce, standard. When the bars or ingots are required to be alloyed with silver, the silver will be charged for at 5s. per ounce.		
	RECEIPT AND COINAGE OF GOLD, FROM 7 AUGUST.		
Governor and Executive, Council, 18 August, 1874.	Deposits of gold in dust or bullion, from ten ounces, upwards, will be received at the Mint for coinage on the following terms:— In respect to gold, the produce of New South Wales— A deposit of which the standard weight is less than one thousand ounces troy, at the rate of eight-pence per ounce (standard). An undivided deposit of which the standard weight is one thousand ounces and under five thousand ounces troy, at the rate of six-pence per ounce (standard). An undivided deposit of which the standard weight is five thousand ounces troy, and upwards, at the rate of four-pence per ounce (standard). In respect of gold certified to be the produce of any other Colony or Country— A deposit of which the standard weight is less than one thousand ounces troy, at the rate of five-pence per ounce (standard). An undivided deposit of which the standard weight is one thousand ounces troy, and upwards, at the rate of three-pence per ounce (standard). All fine silver over and above two per cent. contained in refinable gold, will be paid for at the rate of five shillings per ounce. Gold bullion, in ingots or bars of any fineness, can be obtained at the Mint, at £3 17s. 10½d. per ounce standard. When the gold is required to be alloyed with silver, the silver will be charged for at 5s. per ounce.		

Act of Council under which levied.	SPECIFICATION OF TAXES, DUTIES, &c.—*continued.*		Authority under which originally established.	At what Period.
	BONDED WAREHOUSES.			
20 Vict., No. 21 (23 Feb., 1857).	Occupier of any Warehouse not containing more than 50 tons	£50 per annum	20 Vict., No. 21. .	23 Feb., 1857.
	And for every additional 10 tons, the further duty of £1 not exceeding £300	£1 do.		
	To be paid on the 31st March in each year.			
	STAMP DUTIES.			
	SCHEDULE I.			
	Agreements.	£ s. d.		
	Agreement on any minute or memorandum of an agreement under hand only, where the matter thereof shall be of the value of five pounds or upwards, whether the same shall only be evidence of a contract or obligatory on the parties from its being a written instrument, together with every schedule, receipt, or other matter put or indorsed thereon or annexed thereto	0 1 0		
	Provided always that where divers letters shall be offered in evidence to prove any agreement between the parties who shall have written such letters, it shall be sufficient if any of such letters shall be stamped with a duty of two shillings and sixpence.			
	Bills of Exchange.			
	Bills of exchange, draft, or order, viz. :—			
	Draft or order for the payment of any sum of money to the bearer or to order on demand	0 0 1		
	Inland bill of exchange, draft, or order, for the payment to the bearer, or to order at any time otherwise than on demand of any sum of money not exceeding £50..	0 1 0		
	Exceeding £50 but not exceeding £100	0 2 0		
	And where the same shall exceed £100, then for every £50 and also for any fractional part of £50..	0 1 0		
Act of the Parliament of New South Wales 29 Vict., No. 6, amended by Acts 31 Vict., No. 26, 34 Vict., No. 20, and 36 Vict., No. 4. (To continue in force until 31 December, 1874) .. .. (Expired).	Inland bill, draft, or order, for the payment of any sum of money though not made payable to the bearer or to order, if the same shall be delivered to the payee or some person on his or her behalf..	The same duty as on a bill of exchange for the like sum payable to bearer or to order.	29 Vict., No. 6 ..	20 June, 1865.
	And the following instruments are to be deemed and taken to be inland bills, drafts, or orders for the payment of money chargeable with stamp duty—			
	Bills, drafts, or orders, for the payment by any Bank or Banking Company of any sum of money though not made payable to the bearer or to order, and whether delivered to the payee or not, and all writings or documents entitling any person to the payment by any Bank or Banking Company of any sum of money, whether the person to whom payment is to be made shall be named or designated therein or not, or whether the same shall be delivered to him or not, as if the same had been made payable to bearer or to order.			
	Foreign bill of exchange, draft, or order, drawn in but payable out of the Colony of New South Wales—			
	If drawn singly	The same duty as on an inland bill of the same amount and tenor.		
	If drawn in sets of two for every bill of each set where the sum payable thereby shall not exceed £50	0 0 6		
	And where it shall exceed £50 for every £50 and also any fractional part of £50	0 0 6		
	If drawn in sets of three or more for every bill of each set where the sum payable thereby shall not exceed £50	0 0 4		
	And where it shall exceed £50 and not exceed £100	0 0 8		
	And where the same shall exceed £100, then for every £50 and also any fractional part of £50 ..	0 0 4		

Act of Council under which levied.	SPECIFICATION OF TAXES, DUTIES, &c.—*continued.*		Authority under which originally established.	At what Period.
	STAMP DUTIES—*continued.*			
	SCHEDULE I—*continued.*			
	Foreign bill of exchange, draft, or order drawn out of but payable within the Colony of New South Wales	The same duty as on an inland bill of the same amount.		
	Foreign bill of exchange, draft, or order, drawn out of and payable out of the Colony of New South Wales but indorsed or negotiated within the said Colony	The same duty as on an inland bill of the same amount and tenor		
	Provided that drafts or orders commonly called station orders drawn within any of the neighbouring Colonies for the payment to the bearer or to order on demand of any sum of money not exceeding £10, shall be chargeable with the same amount of stamp duty as drafts or orders payable on demand drawn within the Colony of New South Wales.			
	Exemptions—			
	All debentures and Treasury Bills issued by the Government of New South Wales.			
	Drafts or orders for the payment of money issued by any duly authorized officer of the Government on account of the Public Service.			
	Any letter written by a Banking Company within the Colony of New South Wales to any other Banking Company within the Colony, directing the payment of any sum of money, the same not being payable to bearer or to order, and not being sent or delivered to the person to whom payment is to be made, or to any person on his behalf.			
	Any warrant, voucher, or letter of direction which may be used by any Banking Company within the Colony for the purpose of transferring money from one to another of its branches or agencies either within or without the Colony, the same not being in any manner issued to the public.			
	Drafts or orders for the payment of money issued by masters of ships or vessels in favour of seamen, commonly called advance notes.			
Act of the Parliament of New South Wales, 29 Vict., No. 6, amended by Acts 31 Vict., No. 26, 34 Vict., No. 20, and 36 Vict., No. 4. (To continue in force until 31 December, 1874) .. .. (Expired).	Foreign Bill of Exchange or Promissory Note, when drawn in sets of two or more—		29 Vict., No. 6.	20 June, 1865.
	For each bill of a set of two, one-half of the above rates.			
	For each Bill of a set of three, for every £50, and for every fractional part of £50, one-third of the above rates.			
	For each Bill of a set of more than three, 4d. for every £50, &c.			
	Bills of Lading.			
	Bill of lading or receipt from the master mate or agent of any vessel, for any goods merchandise or effects to be carried to any place beyond the boundaries of the Colony—	£ s. d.		
	For every such bill of lading or copy thereof ..	0 1 0		
	For every such receipt or copy thereof	0 0 6		
	Composition paid by Banks.			
	Composition annual to be paid by Banking Companies in lieu of duties on promissory-notes payable on demand issued by them—			
	For every £100, and also for the fractional part of £100 of the average annual amount of such notes in circulation as certified under 4 Vic., No. 13 ..	2 0 0		
	Conveyances.			
	Conveyance—			
	Of any kind or description whatsoever upon the sale of any property in respect of the principal or only writing whereby the property sold shall be conveyed to or vested in the purchaser or any other person or persons by his direction (except transfers expressly provided for by this Act)—			
	Where the purchase or consideration money therein or thereupon expressed shall not exceed £50 ..	0 5 0		
	And where the same shall exceed £50 and not exceed £100	0 10 0		
	And so on for every £100 or fractional part of £100	0 10 0		
	Exemptions from the preceding duties on conveyances—			
	Any grant from the Crown under the hand of the Governor for the time being of the Colony of New South Wales to any purchaser of Crown Lands in New South Wales.			

Act of Council under which levied.	SPECIFICATION OF TAXES, DUTIES, &c.—*continued.*		Authority under which originally established.	At what Period.
	STAMP DUTIES—*continued.*			
	SCHEDULE I—*continued.*			
	Exemptions—*continued.*	£ s. d.		
	Any certificate of title granted under the hand of the Registrar General, pursuant to the Act 26 Vict., No. 9, called the "Real Property Act."			
	Deed or instrument of any kind whatever not otherwise charged in this Schedule	1 0 0		
	Exemptions from the preceding duties on deeds or instruments not otherwise charged in this Schedule—			
	Apprenticeship and clerkship—All instruments relating to the services of apprentices, clerks, or servants.			
	Mortgage—All mortgages of real property or mortgages given by way of bill of sale or otherwise of live stock, goods, chattels, and effects, and personal estate generally; and all transfers, assignments, releases, reconveyances, and discharges thereof.			
	All preferable liens under the Act 11 Victoria, No. 4			
	All liens on crops under the Act 26 Victoria, No. 10.			
	All Customs bonds.			
	All administration bonds.			
	All bonds on appointment of special bailiffs.			
	Draft or Order.			
	Draft or order for the payment of any sum of money to the bearer or to order or demand..	0 0 1		
	Leases.			
	Lease or agreement for a lease or any written document for the tenancy or occupancy of any lands, tenements, or hereditaments, the following duties in respect of the yearly rent—			
	Where the yearly rental shall not exceed £50 ..	0 2 6		
	Where the same shall exceed £50 and not exceed £100	0 5 0		
	And so on for every £100, or fractional part of £100	0 5 0		
Act of the Parliament of New South Wales, 29 Vict., No. 6, amended by Acts 31 Vict., No. 26, 34 Vict., No. 20, and 36 Vict., No. 4. (To continue in force until 31 December, 1874) .. .. (Expired.)	Lease of any lands, tenements, or hereditaments, granted in consideration of a sum of money by way of premium, and also of a yearly rent amounting to £20 and upwards	Both the *ad valorem* duties payable upon a conveyance according to the consideration therein expressed and for a lease in consideration of a rent of the same amount.	29 Vict., No. 6 ..	20 June, 1865.
	Memorandum of transfer under the Act 26 Vict., No. 9..	The same duty as for a conveyance for the sale of lands for a like sum the consideration of such transfer.		
	Policies of Insurance.			
	Policy of assurance or insurance or other instrument by whatever name the same shall be called, whereby any insurance shall be made of or upon any building, goods, wares, merchandise, or other property from loss or damage by fire only—			
	For every £100, and also for every fractional part of £100, insured for any term or period exceeding six calendar months	0 0 6		
	And not exceeding six months..	0 0 3		
	On every renewal or continuance of any policy for £100, and for every fractional part of £100, insured for any term	0 0 3		
	Exemptions—			
	Policy of insurance on public Hospitals.			
	Policy of insurance on the tools or implements of work or labour used by any working mechanic, artificer, handicraftsman, or labourer, by a separate policy or in a distinct sum.			
	Policy of assurance or insurance or other instrument, by whatever name the same shall be called, whereby any insurance shall be made upon any ship or vessel, or upon any goods, merchandise, or other property on board of any ship or vessel, or upon the freight of any ship or vessel, or upon any other interest in or relating to any ship or vessel which may lawfully be insured for or upon any voyage whatever the following duties where the whole sum insured shall not exceed £100, and where the whole sum insured shall exceed £100, then for every £100, and also for any fractional part of £100 whereof the same shall consist	0 0 3		

Act of Council under which levied.	SPECIFICATION OF TAXES, DUTIES, &c.—*continued.*		Authority under which originally established.	At what Period.
	STAMP DUTIES—*continued.*			
	SCHEDULE I—*continued.*			
	Exemptions—*continued.*	£ s. d.		
	All insurance policies or policies whereby any insurance Company or underwriter, or association of underwriters, may effect the insurances or transactions, the original policies representing which may have already contributed to the revenue: Provided that the fact of such policy being a re-insurance policy shall be expressed on the face thereof.			
	Policy of assurance or insurance or other instrument, by whatever name the same shall be called, whereby any insurance shall be made upon any ship or vessel, or upon any goods, merchandise, or other property on board of any ship or vessel, or upon the freight of any ship or vessel, or upon any other interest in or relating to any ship or vessel—			
	When the same shall be made for any term or period whatever, for every £100, and for every fractional part of £100	0 0 6		
	Provided that where any such insurance as aforesaid is renewed or continued on the payment of further premium the receipt given for such premium shall for the purposes of this Act be deemed the policy, and be chargeable with duty accordingly.			
	Exemptions—			
	All insurance policies or policies whereby any Insurance Company or underwriter, or association of underwriters, may effect the insurances or transactions, the original policies representing which may have already contributed to the Revenue: Provided that the fact of such policy being a re-insurance policy shall be expressed on the face thereof.			
	No progressive duty shall be charged on any policy of insurance.			
	Policy of assurance or insurance not before charged—			
	For every £100, and for every fractional part of £100 insured	0 1 0		
Act of the Parliament of New South Wales 29 Vict., No. 6, amended by Acts 31 Vict., No. 26, 34 Vic., No. 20, and 36 Vic., No. 4. (To continue in force until 31 December, 1874) .. .. (Expired.)	*Progressive Duty*, that is to say—		29 Vict., No. 6 ..	20 June, 1865.
	Where any deed or instrument chargeable with any stamp duty under this Act, together with any schedule, receipt, or other matter put or indorsed thereon, or annexed thereto, shall contain two thousand one hundred and sixty words (30 folios) or upwards, then for every one thousand and eighty words (15 folios) over and above the first one thousand and eighty words there shall be charged the further progressive duty following, that is to say—			
	Where such deed or instrument shall be chargeable with any *ad valorem* stamp duty or duties not exceeding in the whole the sum of five shillings, a further progressive duty equal to the amount of such *ad valorem* duty or duties, and in every other case a further progressive duty of.. ..	0 5 0		
	Promissory Notes.			
	Promissory-note issued by any Banking Company within the Colony of New South Wales for the payment of any sum of money to the bearer on demand. (See composition.)			
	Promissory-note for the payment either to the bearer on demand or in any other manner than to the bearer on demand of any sum of money—			
	Not exceeding £50	0 1 0		
	Exceeding £50 and not exceeding £100	0 2 0		
	And where the same shall exceed £100 then for every £50 and also for any fractional part of £50 ..	0 1 0		
	Foreign promissory-note made in but payable out of the Colony of New South Wales	The same duty as on a foreign bill of exchange of the same amount and tenor.		
	Foreign promissory-note made or purporting to be made out of the Colony of New South Wales for the payment within the said Colony of any sum of money	The same duty as on an inland bill of exchange for the payment otherwise than on demand of the same amount.		
	Foreign promissory-note made out of and payable out of the Colony of New South Wales, but indorsed or negotiated within the said Colony	The same duty as on an inland bill of exchange of the same amount and tenor.		
	And the following instruments are to be deemed and taken to be promissory-notes chargeable with *ad valorem* duty within the intent and meaning of this Act—			
	All debentures hereafter issued by any public Company, corporation, or society in the Colony of New South Wales—and all debentures whatsoever issued out of the Colony of New South Wales, if negotiated within the Colony of New South Wales.			

Act of Council under which levied.	SPECIFICATION OF TAXES, DUTIES, &c.—*continued.*		Authority under which originally established.	At what Period.
	STAMP DUTIES—*continued.*			
Act of the Parliament of New South Wales, 29 Vict., No. 6, amended by Acts 31 Vict., No. 26, 34 Vict., No. 20, and 36 Vict., No. 4. (To continue in force until 31 Dec., 1874.) (Expired.)	SCHEDULE I—*continued.*	£ s. d.	29 Vict., No. 6 ..	20 June, 1865.
	Receipts.			
	Receipt or discharge given for any sum of money for forty shillings and upwards	0 0 1		
	Exemptions—			
	Receipts given for or upon the payment of money to or for the use of Her Majesty.			
	Receipts indorsed upon any instrument duly stamped under this Act, acknowledging the receipt of the consideration money therein expressed.			
	Acknowledgments given for money deposited in any Banks to be accounted for.			
	Provided that this exemption shall not extend to receipts or acknowledgments for sums paid or deposited for or upon any letters of allotment of shares, or in respect of calls upon any scrip or shares of or in any joint stock or other company or intended company, which said last-mentioned receipts or acknowledgments, by whomsoever given, shall be liable to the duty charged upon receipts.			
	Transfers.			
	Transfer of any run or station held under lease or promise of lease from the Crown, or of any interest therein, where the declared value of the said run or station, or interest, or the value thereof assessed as in this Act provided, shall not exceed £100	0 10 0		
	And where such value shall exceed £100, then for every £100 and any fractional part of £100 ..	0 10 0		
	Transfer of any share or shares in the stock and funds of any corporation, company, or society whatever, in New South Wales, upon sale thereof—			
	Where the purchase or consideration money therein expressed shall not exceed £10	0 0 6		
	And where the same shall exceed £10, and not exceed £20—	0 1 0		
	And so on for every £10 or fractional part of £10 ..	0 0 6		
	SCHEDULE II.			
	Containing the Duties on Probates of Wills and Letters of Administration, and on Legacies and Successions to Real and Personal Estate.			
	Probate of a Will and Letters of Administration with a will annexed, where the effects as sworn to by the executor or administrator shall be—			
	Under the value of £100	1 0 0		
	Above the value of £100 and under £200	2 0 0		
	Do. £200 do. £300	3 0 0		
	Do. £300 do. £400	4 0 0		
	Do. £400 do. £500	5 0 0		
	And above £500 one per cent.			
	Letters of administration without a will annexed, where the effects as sworn to by the administrator shall be—			
	Under the value of £100..	1 10 0		
	Above the value of £100 and under £200	3 0 0		
	Do. £200 do. £300	4 10 0		
	Do. £300 do. £400	6 0 0		
	Do. £400 do. £500	7 10 0		
	And above £500, one and a half per cent.			
	SCHEDULE III.			
	Legacy and Residuary Duties.			
	For every legacy, specific or pecuniary, or of any other description, of the amount or value of £20 or upwards, given by any will or testamentary instrument of any person either out of his or her personal estate, or out of or charged upon his or her real estate, or out of any money to arise by sale, mortgage, or other disposition of his or her real estate or any part thereof, and which shall be paid, delivered, retained, satisfied, or discharged after the passing of this Act.			

Act of Council under which levied.	SPECIFICATION OF TAXES, DUTIES, &c.—*continued.*		Authority under which originally established.	At what Period.
	STAMP DUTIES—*continued.*			
	SCHEDULE III—*continued.*			
Act of the Parliament of New South Wales, 29 Vic., No. 6, amended by Acts 31 Vict., No. 26, 34 Vict, No. 20, and 36 Vict., No. 4. (To continue in force until 31 Dec., 1874) .. (Expired.)	Also for the clear residue (when devolving to one person) and for every share of the clear residue (when devolving to two or more persons (of the personal estate of any person who shall have died after the passing of this Act (after deducting debts, funeral expenses, legacies, and other charges first payable thereout), whether the title to such residue or any share thereof shall accrue by virtue of any testamentary disposition, or upon a partial or total intestacy, where such residue or share of residue shall be of the amount or value of £20 or upwards, and where the same shall be paid, delivered, retained, satisfied, or discharged after the passing of this Act.	£ s. d.	29 Vict., No. 6 ..	20 June, 1865.
	And also for the clear residue (when given to one person) and for every share of the clear residue (when given to two or more persons) of the moneys to arise from the sale, mortgage, or other disposition of any real estate directed to be sold, mortgaged, or otherwise disposed of by any will or testamentary instrument of any person who shall have died after the passing of this Act (after deducting debts, funeral expenses, legacies, and other charges first made payable thereout, if any) where such residue or share of residue shall amount to £20 or upwards, and where the same shall be paid, retained, or discharged after the passing of this Act.			
	Where any such legacy or residue, or any share of such residue, shall have been given or have devolved to or for the benefit of a child of the deceased, or any descendant of a child of the deceased, or to or for the benefit of the father and mother or any lineal ancestor of the deceased, a duty at and after the rate of one pound per centum on the amount or value thereof ..	£1 ℔ centum		
	Where any such legacy or residue, or any share of such residue, shall have been given, or have devolved to or for the benefit of a brother or sister of the deceased, or any descendant of a brother or sister of the deceased, a duty at and after the rate of two pounds per centum on the amount or value thereof	£2 ℔ centum		
	Where any such legacy or residue, or any share of such residue, shall have been given or have devolved to or for the benefit of a brother or sister of the father or mother of the deceased, or any descendant of a brother or sister of the father or mother of the deceased, a duty at and after the rate of three pounds per centum on the amount or value thereof	£3 ℔ centum		
	Where any such legacy or residue, or any share of such residue, shall have been given or have devolved to or for the benefit of a brother or sister of a grandfather or grandmother of the deceased or any descendant of a brother or sister of a grandfather or grandmother of the deceased, a duty at and after the rate of five pounds per centum on the amount or value thereof	£5 ℔ centum		
	And where any such legacy or residue, or any share of such residue, shall have been given or have devolved to or for the benefit of any person in any other degree of collateral consanguinity to the deceased than is above described or to or for the benefit of any stranger in blood to the deceased a duty at and after the rate of six pounds per centum on the amount or value thereof.	£6 ℔ centum		
	And all gifts of annuities, or by way of annuity, or of any other partial benefit or interest out of any such estate or effects as aforesaid, shall be deemed legacies within the intent and meaning of this Schedule.			
	And where any legatee shall take two or more distinct legacies or benefits under any will or testamentary instrument which shall together be of the amount or value of £20 each shall be charged with duty, though each or either may be separately under that amount or value.			
	Exemptions—			
	Legacies and residues or share of residue of any such estate or effects as aforesaid given or devolving to or for the benefit of the husband or wife of any person who shall have died or who shall die subsequently to the first day of July one thousand eight hundred and sixty-five.			
	Legacies given for religious, educational, or charitable purposes.			

Act of Council under which levied.	SPECIFICATION OF TAXES, DUTIES, &c.—*continued.*		Authority under which originally established.	At what Period.
	STAMP DUTIES—*continued.*			
	SCHEDULE IV.			
	Succession Duties.			
Act of the Parliament of New South Wales, 29 Vic., No. 6, amended by Acts 31 Vict., No. 26, 34 Vict., No. 20, and 36 Vict., No. 4. (To continue in force until 31 Dec., 1874) .. (Expired.)	Where the successor shall be the lineal issue or lineal ancestor of the predecessor, a duty upon the value of the succesion at the rate of	£1 ℔ centum	29 Vict., No. 6 ..	20 June, 1865.
	Where the successor shall be a brother or sister, or a descendant of a brother or sister of the predecessor, a duty upon the value of the succession of	£2 ℔ centum		
	Where the successor shall be a brother or sister of the father or mother, or the descendant of a brother or sister of the father or mother of the predecessor, a duty upon the value of the succession of	£3 ℔ centum		
	Where the successor shall be a brother or sister of the grandfather or grandmother, or a descendant of the brother or sister of the grandfather or grandmother of the predecessor, a duty upon the value of the succession of	£5 ℔ centum		
	Where the successor shall be in any other degree of collateral consanguinity to the predecessor than is hereinbefore described, or shall be a stranger in blood to him, a duty upon the value of the succession of ..	£6 ℔ centum		
	Exemptions—			
	Where the whole succession or successions derived from the same predecessor, and passing upon any death to any person or persons shall not amount in money or principal value to £100, no duty shall be payable; and no duty shall be payable upon any successions which, as estimated according to the provisions of this Act, shall be of less value than £20 in the whole, or by any person in respect of a succession who, if the same were a legacy bequeathed to him by the predecessor, would be exempted from the payment of duty in respect thereof by Schedule II.			
	All successions acquired in trust for religious, educational, or charitable purposes.			

WHARFAGE RATES.

PUBLIC WHARVES.

	Inwards. s.	Inwards. d.	Outwards. s.	Outwards. d.		
Acids	0	8	0	6		
Agricultural Implements	0	8	0	6		
Alum, barrel or keg	0	8	0	6		
„ the ton	1	8	1	3		
Alkali, loose, the ton	1	8	1	3		
„ in casks, according to size.						
Almonds, the hogshead	1	0	0	9		
„ the package, cask, or case	0	4	0	3½		
„ the bag	0	2	0	1		
Anchors, Grapnels, the ton	2	4	1	9		
„ „ in small packages, each	0	4	0	3		
Anchovies, the crate	0	8	0	6		
„ the case	0	4	0	3	Order of Governor King ..	11 Oct., 1800.
„ the barrel or keg	0	2	0	1½		
Aniseed, the package	0	4	0	3	Order of Governor Bligh ..	11 Nov., 1807.
Annatto, the cask or case	0	4	0	3		
„ the basket or bag	0	3	0	2½	Proclamation, which was legalized by Act of Council 6 Geo. IV., No. 20 ..	14 Aug., 1818.
Antimony Ore, the ton	2	4	1	9		
Anvils, each	0	2	0	1½		
„ per ton	1	8	1	3		1 Nov., 1825.
8 Vict., No. 16 (20 Dec., 1844). Asses and Mules, each	0	8	0	6		
Axletrees, each	0	4	0	3		
Apples, the package	0	4	0	3	Acts of Council—	
Arrowroot, the cask or case	0	4	0	3	3 Wm. IV., No. 6	31 Aug., 1832.
Apparel, Wearing, the case	0	4	0	3	4 Vict., No. 4 ..	21 July, 1840.
					7 Vict., No. 12. .	8 Dec., 1843.
Bacon, the bale, bundle, or case	0	4	0	3		
„ the side	0	2	0	1½		
Bags, empty, the bale or bundle	0	4	0	3		
Bark, loose or in bags, the ton	1	8	1	3		
„ Peruvian, the case or chest	0	6	0	4½		
Barley, loose or in bags, the bushel	0	0⅔	0	0½		
„ Pearl, the cask or case	0	4	0	3		
„ „ the keg or jar	0	2	0	1½		
Baskets, empty, each	0	1	0	0¾		
Beans, in bags, the bushel	0	0⅔	0	0½		
„ in casks, according to size.						
Beef and Pork, the tierce or hogshead	0	6	0	4½		
„ „ the barrel	0	4	0	3		

ETE 374

WHARFAGE RATES—*continued.*

PUBLIC WHARVES—*contd.*

Act of Council under which levied.	SPECIFICATION OF TAXES, DUTIES, &c.—*continued.*	Inwards. s.	Inwards. d.	Outwards. s.	Outwards. d.	Authority under which originally established.	At what Period.
	Beer or Cider, in bulk, the hogshead	0	6	0	4½		
	„ „ the barrel	0	4	0	3		
	„ bottled, 1 to 3 doz., the cask or case	0	2	0	1½		
	„ „ 4 to 5 doz. „	0	3	0	2¼		
	„ „ 6 to 8 doz. „	0	4	0	3		
	„ „ 9 doz. „	0	6	0	4½		
	Beeswax, the cask or case	0	4	0	3		
	Berries, Juniper, the package	0	4	0	3		
	Bellows, Smiths', the pair	0	4	0	3		
	Billiard-tables, each	3	4	2	6		
	Biscuit, in bags, the ton	1	8	1	3		
	„ the puncheon	0	8	0	6		
	„ the hogshead	0	6	0	4½		
	„ the barrel	0	3	0	2¼		
	„ the keg	0	2	0	1½		
	Blankets, the bale	0	4	0	3		
	Blacklead, the cask or case	0	4	0	3		
	Blacking, the hogshead	0	8	0	6		
	„ the cask	0	4	0	3		
	„ the keg	0	2	0	1½		
	Bottles, empty, the package	0	4	0	3		
	Bones, per ton	2	4	1	9		
	„ Shank, 1,000	1	8	1	3		
	Bran, the sack	0	1	0	0¾		
	Brimstone, loose, the ton	1	8	1	3		
	„ the cask or case	0	4	0	3		
	Bricks, per dozen	0	4	0	3		
	Bristles, the cask or case	0	4	0	3		
	Brooms or Brushes, the cask or case	0	6	0	4½		
	„ „ the bundle	0	4	0	3		
	„ „ loose, the dozen	0	2	0	1½		
	Bull or Cow, each	1	8	1	3		
	Burr Stones, each	0	1	0	0¾	Order of Governor King	11 Oct., 1800.
	Buoys, the ton	2	4	1	9		
	Butter, the barrel	0	4	0	3	Order of Governor Bligh	11 Nov., 1807.
	„ the firkin or keg	0	2	0	1½		
	Boots and Shoes, the cask or case	0	4	0	3	Proclamation	14 Aug., 1818.
	Books, the cask or case	0	4	0	3		
8 Vict., No. 16 (20 Dec. 1844)	Brandied Fruits, the case	0	4	0	3	which was legalized by Act of Council 6 Geo. IV., No. 20	1 Nov., 1825.
	Cables, Iron, the ton	2	4	1	9		
	„ Rope, the ton	1	8	1	3		
	Calf, each	0	8	0	6	Acts of Council—	
	Camphor, the tub or chest	0	4	0	3	3 Wm. IV., No. 6.	31 Aug., 1832.
	Camphorwood Planks, per 1,000	1	8	1	3	4 Vic., No. 4	21 July, 1840.
	Canes or Bamboos, per 100 bundles	1	8	1	3	7 Vic., No. 12	8 Dec., 1843.
	„ „ loose, per hundred	0	1	0	0¾		
	Candles, the package	0	4	0	3		
	Cannons, the ton	2	4	1	9		
	Canvas, the bale	0	4	0	3		
	„ the bolt	0	1	0	0¾		
	„ the bale of 2 bolts	0	2	0	1½		
	Carts, each	1	8	1	3		
	Capers, the cask or case	0	4	0	3		
	„ the keg	0	2	0	1½		
	Cards, the case	0	4	0	3		
	Casks, empty, the ton	0	4	0	3		
	Cardamons, the case	0	4	0	3		
	„ the bag	0	2	0	1½		
	Carpets, the bale or case	0	4	0	3		
	Caraway Seeds, the case	0	4	0	3		
	„ „ the bag	0	2	0	1½		
	Cashu Nuts, the bag	0	2	0	1½		
	Cassia, the case	0	4	0	3		
	Castor Oil, the case	0	4	0	3		
	Carrots, the ton	1	1½	0	10		
	Chairs, the case	0	4	0	3		
	„ loose, each	0	1	0	0¾		
	Carriages, 4-wheeled, each	3	4	2	6		
	„ 2-wheeled, each	1	8	1	3		
	Cement, the barrel	0	4	0	3		
	„ loose, the ton	1	8	1	3		
	Chalk or Whiting, in bulk, the ton	1	8	1	3		
	„ „ in casks according to size.						
	Cheese, the cask or case	0	4	0	3		
	„ in tins	0	1	0	0¾		
	„ loose, each	0	1	0	0¾		
	Chillies, the case	0	4	0	3		

Act of Council under which levied.	SPECIFICATION OF TAXES, DUTIES, &c.—*continued.*	Inwards.	Outwards.	Authority under which originally established.	At what Period.
		s. d.	s. d.		
	WHARFAGE RATES—*continued.*				
	PUBLIC WHARVES—*contd.*				
	Chillies, the bag	0 2	0 1½		
	Chinaware, the cask or case	0 8	0 6		
	Chocolate, the package	0 4	0 3		
	Cigars, the case	0 8	0 6		
	„ the box	0 2	0 1½		
	Clay, the hogshead	0 8	0 6		
	„ the cask	0 4	0 3		
	Clay Figures, the case	0 8	0 6		
	Cloves, the case	0 4	0 3		
	„ the bag	0 2	0 1½		
	Clover and Lucerne Seed, the cask	0 4	0 3		
	„ „ the bag	0 2	0 1½		
	Clocks, per case	0 4	0 3		
	Coals, the ton	0 6	0 3		
	Coffee and Cocoa, the bag	0 2	0 1½		
	„ „ in casks, the ton	1 8	1 3		
	Cocoanuts, per 100	0 4	0 3		
	Colours, the cask or case	0 4	0 3		
	„ the hogshead	1 8	1 3		
	„ the butt	1 8	1 3		
	„ 14 to 28 lbs. keg	0 1	0 0¾		
	„ 30 to 56 lbs. keg	0 1½	0 1⅛		
	„ 56 to 112 lbs. keg	0 2	0 1½		
	Cordage, the ton	1 8	1 3		
	Confectionery, the package	0 4	0 3		
	Coir Rope, the ton	2 4	1 9		
	Copper Ore, per ton	0 6	0 4½		
	„ loose, the ton	0 6	0 4½		
	Corn, in bulk or bags, the bushel	0 0⅔	0 0½		
	Corks, the cask	0 4	0 3		
	„ the bag	0 2	0 1½		
	Coolers, per bundle	0 4	0 3		
	Carboy Spirits, each	0 4	0 3		
	Curiosities, Natural, the package	0 8	0 6		
	Cutlery, the package	0 6	0 4½	Order of Governor King	11 Oct., 1800.
	Currants, the butt	1 8	1 3		
	„ the caroteel	0 6	0 4½	Order of Governor Bligh	11 Nov., 1807.
	„ the cask or case	0 4	0 3		
	„ the jar	0 1	0 0¾	Proclamation, which was legalized by Act of Council 6 Geo. IV., No. 20	14 Aug., 1818. 1 Nov., 1825.
8 Vict., No. 16 (20 Dec., 1844)	Cider. (See Beer.)				
	Dates, the bale, cask, or case	0 4	0 3		
	„ the bag	0 2	0 1½		
	„ the jar	0 1	0 0¾		
	Deals, per 100	3 4	2 6	Acts of Council—	
	„ ends, per 100	2 4	1 9	3 Wm. IV., No. 6.	31 Aug., 1832.
	Dholl or Gram, the bushel	0 0⅔	0 0½	4 Vic., No. 4	21 July, 1840.
	Drugs, the hogshead	0 8	0 6	7 Vic., No. 12	8 Dec., 1843.
	„ the cask or case	0 4	0 3		
	„ the bag	0 2	0 1½		
	Doors, each	0 2	0 1¼		
	Drapery, the case	0 4	0 3		
	Earth, Fullers', the ton	1 8	1 3		
	Earthenware, the hogshead or crate	0 8	0 6		
	„ the cask or case	0 6	0 4		
	„ the ton	1 8	1 3		
	Eau de Cologne, the case	0 4	0 3		
	Engines, Fire, each	3 4	2 6		
	„ Beer or Garden, each	0 8	0 6		
	Essences and Essential Oils, the case	0 4	0 3		
	„ „ the bottle or jar	0 1	0 0¾		
	Fans, the case	0 4	0 3		
	Feathers, Ostrich, the package	0 8	0 6		
	„ Bed, the package	0 4	0 3		
	Felt, the bale or case	0 4	0 3		
	Figs, the drum or half-drum	0 1	0 0¾		
	„ the package	0 4	0 3		
	Fish, the case	0 4	0 3		
	„ the barrel or half-barrel	0 2	0 1½		
	Fire-arms, the chest or case	0 8	0 6		
	Flax, the ton	1 8	1 3		
	Flints, the keg	0 2	0 1½		
	Floor-cloth, the roll	0 4	0 3		
	Flags, Cooper's, the ton	0 8	0 6		
	Fireworks, the package	0 4	0 3		
	Flour, the barrel	0 3	0 2¼		
	„ in sacks, the ton	1 8	1 3		
	Flowers, Artificial, the case	0 4	0 3		

under which levied. Act of Council.	SPECIFICATION OF TAXES, DUTIES, &c.—*continued.*	Inwards.	Outwards.	Authority under which originally established.	At what Period.
	WHARFAGE RATES—*continued.*				
	PUBLIC WHARVES—*contd.*	s. d.	s. d.		
	Furniture, the crate	0 8	0 6		
	„ the package or case	0 4	0 3		
	Fruit, Green, the package	0 4	0 3		
	Furs, the cask or case	0 4	0 3		
	Felloes, per 1,000	3 4	2 6		
	Ginger, the cask or case	0 4	0 3		
	„ the bag	0 2	0 1½		
	„ per 100 pockets	3 4	2 6		
	Glassware. (See Earthenware.)				
	Glass, Plate, the case	0 6	0 4½		
	„ Window, the box	0 4	0 3		
	Glue, the hogshead	0 8	0 6		
	„ the cask or case	0 4	0 3		
	Grates and Stoves, each	0 4	0 3		
	Grain. (See Corn.)				
	Grindstones, each	0 1	0 0¾		
	Grindery, the cask or case	0 6	0 4½		
	Gunny Bags, the bale	0 4	0 3		
	Gunpowder, free	....	....		
	Gum, the cask or case	0 4	0 3		
	„ Kawrie, per ton	1 8	1 3		
	Gypsum, the hogshead	0 8	0 6		
	„ the cask or case	0 4	0 3		
	„ loose, the ton	1 8	1 3		
	Guano, loose, the ton	1 8	1 3		
	Hair, the cask or case	0 4	0 3		
	„ the hogshead	0 6	0 4½		
	Hams, loose, the dozen	0 2	0 1½		
	„ the hogshead	1 0	0 9		
	„ the case or cask	0 4	0 3		
	Hardware, the hogshead or crate	0 8	0 6		
	„ Ironmongery, the cask or case	0 6	0 4½		
	„ the bag or keg	0 2	0 1½	Order of Governor King	11 Oct., 1800.
	„ the bundle	0 4	0 3		
	Harps, each	1 0	0 9	Order of Governor Bligh	11 Nov., 1807.
	Harrows, each	0 4	0 3		
	Hats, the case	0 4	0 3	Proclamation,	14 Aug., 1818.
	Hay, the ton	1 3	1 3	which was	
8 Vict., No. 16 (20 Dec., 1844).	Hemp, loose, the ton	1 8	1 3	legalized by	
	„ „ the bale	0 4	0 3	Act of Council 6 Geo. IV., No. 20	1 Nov., 1825.
	Herrings. (See Fish.)				
	Hides, per 40	1 9	1 3		
	Honey, the package	0 4	0 3	Acts of Council—	
	Hops, the bale or bag	0 8	0 6	3 Wm. IV., No. 6	31 Aug., 1832.
	„ the pocket	0 4	0 3	4 Vic., No. 4	21 July, 1840.
	Hoops, Wood, the bundle	0 1	0 0¾	7 Vic., No. 12	8 Dec., 1843.
	„ Iron. (See Iron.)				
	Horses, each	1 0	0 9		
	„ Cob or Pony	0 6	0 4½		
	Horns, per 100	1 8	1 3		
	Hoofs, per ton	2 4	1 9		
	Ice, the ton	1 0	0 9		
	India-rubber, the package	0 4	0 3		
	Iron, in bars, hoop or rod, pig or sheet, pots, tire, or hurdles, the ton	1 8	1 3		
	„ Machinery, the ton	2 4	1 9		
	Ironmongery, cask or case	0 6	0 4½		
	Isinglass, the package	0 4	0 3		
	Ivory, the package	0 4	0 3		
	Instruments, Metal	0 6	0 4½		
	Jute. (See Hemp.)				
	Lacquered Ware, the package	0 4	0 3		
	Lard, the case or cask	0 4	0 3		
	„ the keg	0 2	0 1½		
	Laths, per 1,000	0 6	0 4½		
	Lead, in rolls or loose, the ton	1 8	1 3		
	Leather, the bale or case	0 4	0 3		
	„ loose, the ton	2 4	1 9		
	Leeches, the package	0 4	0 3		
	Lime, the ton	1 8	1 3		
	Logwood, the ton	....	....		
	„ in casks, according to size.				
	Looking-glasses	0 6	0 4½		
	Manufactures, the package	0 4	0 3		
	„ soft goods				
	Mangles, each	0 8	0 6		

Act of Council under which levied.	SPECIFICATION OF TAXES, DUTIES, &c.—*continued.*	Inwards.	Outwards.	Authority under which originally established.	At what Period.
	WHARFAGE RATES—*continued.*				
	PUBLIC WHARVES—*contd.*	s. d.	s. d.		
	Marble, manufactured, the package	0 8	0 6		
	„ in blocks, the ton	1 8	1 3		
	Matting, the roll	0 2	0 1½		
	Machinery, per case	0 6	0 4½		
	„ castings, per ton	2 4	1 9		
	Minerals, the ton	0 6	0 3		
	Mill-stones, each	1 4	1 0		
	Molasses, the puncheon	0 8	0 6		
	„ the hogshead	0 6	0 4½		
	„ the cask	0 4	0 3		
	„ in tanks, the ton	1 8	1 3		
	Mother-of-pearl Shells, the ton	1 8	1 3		
	Mules, each	0 8	0 6		
	Mustard, the cask or case	0 4	0 3		
	Musical Instruments (not Piano or Harp), the case	0 8	0 6		
	Nails, the cask	0 4	0 3		
	„ bag or keg	0 2	0 1½		
	Needles, per case	0 6	0 4½		
	Nuts, the case	0 4	0 3		
	Nutmegs, the bag	0 2	0 1½		
	Oats. (See Corn.)				
	Oakum, the ton	1 8	1 3		
	Oatmeal, the cask or case	0 4	0 3		
	„ the keg	0 2	0 1½		
	Oars, per dozen	0 4	0 3		
	Oil-cake, loose, the ton	1 8	1 3		
	„ in casks, according to size.				
	Oil, Black or Sperm, the tun	1 4	1 0		
	„ if in quantities of less than a tun to be charged by the cask.				
	Linseed and other Oils, the butt	1 4	1 0		
	„ „ the pipe	0 8	0 6	Order of Governor King	11 Oct., 1800.
	„ „ the hogshead	0 6	0 4½		
	„ „ the cask	0 4	0 3	Order of Governor Bligh	11 Nov., 1807.
	„ „ the chest or case	0 4	0 3		
	Oilmen's Stores, the sugar hogshead	1 0	0 9	Proclamation, which was legalized by Act of Council 6 Geo. IV., No. 20	14 Aug., 1818.
8 Vict., No. 16 (20 Dec., 1844)	„ „ the hogshead	0 6	0 4½		
	„ „ the cask or case	0 4	0 3		
	„ „ the keg, basket, or bag	0 2	0 1½		1 Nov., 1825.
	Onions, per ton	1 1½	0 10		
	Ornaments, figures, &c.	0 8	0 6		
	Paint, sugar hogshead	1 4	1 0	Acts of Council—	
	„ (and see Colours) hogshead	0 8	0 6	3 Wm. IV., No. 6.	31 Aug., 1832.
	„ the butt	1 8	1 3	4 Vic., No. 4.	21 July, 1840.
	„ the keg, according to weight.			7 Vic., No. 12.	8 Dec., 1843.
	Palings, per 1,000	5 0	....		
	Pails, per dozen	0 3	0 2		
	Paddy, in bulk, the ton	1 1½	0 10		
	„ the bag	0 1	0 0¾		
	Paper, the bale or case	0 4	0 3		
	Pease, the cask or case	0 4	0 3		
	„ the bag or keg	0 2	0 1½		
	„ the butt	1 4	1 0		
	Pepper and Spices, the bag	0 2	0 1½		
	Pianofortes, each	1 4	1 0		
	Pigs, each	0 2	0 1½		
	Pictures, the case	0 4	0 3		
	Piece goods, the bale or case	0 4	0 3		
	Pitch, the barrel	0 4	0 3		
	Ploughs, Harrows, or Drills, each	0 4	0 3		
	Pork, the barrel	0 4	0 3		
	„ the half-barrel	0 2	0 1½		
	Potatoes, the ton	1 8	1 3		
	Quicksilver, the bottle	0 2	0 1½		
	Raisins, under 30 lbs., the box	0 1	0 0¾		
	„ 30 to 56 lbs., the box	0 2	0 1½		
	„ 56 lbs. and upwards	0 4	0 3		
	Rattans. (See Canes.)				
	Rice, the bag	0 1	0 0¾		
	Rope, the ton	2 4	1 9		
	Salt, the ton	1 0	0 9		
	„ the basket, the hogshead	0 8	0 6		
	„ the sugar hogshead	1 4	1 0		
	Sago, the cask or case	0 4	0 3		
	„ the bag	0 1	0 0¾		

Act of Council under which levied.	SPECIFICATION OF TAXES, DUTIES, &c.—*continued.*	Inwards.	Outwards.	Authority under which originally established.	At what Period.
	WHARFAGE RATES—*continued.*				
	PUBLIC WHARVES—*contd.*	s. d.	s. d.		
	Seltzer and Soda Water, per dozen	0 1	0 0¾		
	Sashes, per bundle of six	0 4	0 3		
	Sheep or Goats, each	0 2	0 1½		
	Shingles, per 1,000	0 8	1 6		
	Ship's Hearth, per ton	2 4	1 9		
	Shot, the cask	0 4	0 3		
	„ the bag or keg	0 2	0 1½		
	Shooks, the bundle	0 2	0 1½		
	Shower-baths	0 6	0 4		
	Soap, 112 lbs. the box	0 4	0 3		
	„ 56 lbs.	0 2	0 1½		
	„ 28 lbs.	0 1	0 0¾		
	Skins, loose, per dozen	0 2	0 1½		
	„ the cask or case	0 4	0 3		
	„ the hogshead	0 8	0 6		
	Slates, per 1,000	1 8	1 3		
	„ writing, per case	0 6	0 4½		
	Slops, the hogshead	0 8	0 6		
	„ the bundle	0 4	0 3		
	„ the bale	0 6	0 4½		
	„ the case	0 4	0 3		
	Spades, Shovels, Forks, and Frying-pans, the dozen	0 2	0 1½		
	Spars, the foot	0 0½	0 0⅜		
	Spelter, the ton	1 8	1 3		
	Starch, the case	0 4	0 3		
	Stationery, the package	0 4	0 3		
	Staves, per 100	1 0	0 9		
	Steel, the ton	2 4	1 9		
	Steam Engines and Boilers, per ton	2 4	1 9		
	Steel, the cask or case	0 6	0 4½		
	Sugar, refined, per sugar hogshead	1 4	1 0		
	„ „ the hogshead	0 8	0 6		
	„ „ the tierce	0 6	0 4		
	„ „ the cask or case	0 4	0 8		
	„ raw, the bag	0 1	0 0¾	Order of Governor King	11 Oct., 1800.
	„ „ in casks or baskets, the ton	1 8	1 3		
	Spokes, per 1,000	1 8	1 3	Order of Governor Bligh	11 Nov., 1807.
	Tallow, the hogshead	0 6	0 4½	Proclamation, which was legalized by Act of Council, 6 Geo. IV. No. 20.	14 Aug., 1818.
	„ Slush, or Fat, the cask	0 4	0 3		
8 Vict., No. 16 (20 Dec., 1844.)	Tar or Pitch, the barrel	0 4	0 3		1 Nov., 1825.
	Tea, the chest	0 4	0 3		
	„ the half-chest	0 2	0 1½		
	„ the box	0 1	0 0¾		
	Timber, the load	1 8	1 3	Acts of Council—	
	Tin Plates, the box	0 4	0 3	3 Wm. IV, No. 6	31 Aug., 1832.
	Threshing and Winnowing Machines, each	2 0	1 6	4 Vict., No. 4	21 July, 1840.
	Treenails	1 8	1 3	7 Vict., No. 12.	8 Dec., 1843.
	Twine, the hogshead	0 8	0 6		
	„ the bale, cask, or case	0 4	0 3		
	Tobacco, the hogshead	1 0	0 9		
	„ the tierce	0 6	0 4½		
	„ the keg	0 2	0 1½		
	„ the basket or roll	0 1	0 0¾		
	Toys and turnery, the cask or case	0 4	0 3		
	Tongues and Tripe, the keg	0 2	0 1½		
	Tubs, per nest	0 4	0 3		
	Vitriol, the case	0 8	0 6		
	„ the carboys	0 4	0 3		
	Vinegar, the hogshead	0 6	0 4		
	„ the barrel or half-hogshead	0 3	0 2		
	Wheels, cart or carriage, each	0 2	0 1½		
	Whalebone, the ton	2 4	1 9		
	Whale and other Boats, each	0 8	0 6		
	Wheelbarrows, each	0 2	0 1½		
	Wine and Spirits, the leaguer	1 0	0 9		
	„ „ the half-leaguer	0 8	0 6		
	„ „ the pipe, butt, or puncheon	0 8	0 6		
	„ „ the hogshead	0 6	0 4½		
	„ „ the barrel or quarter cask	0 3	0 2½		
	„ „ the 1 or 3 dozen cask or case	0 2	0 1½		
	„ „ 3 or 4 dozen	0 3	0 2¼		
	„ „ 5 or 6 dozen	0 4	0 3		
	„ „ above 6 dozen	0 6	0 4½		
	Gin, case of 4 gallons	0 4	0 3		
	„ „ 2 gallons	0 2	0 1½		
	Wool, the bale	0 4	0 3		
	Woolpacks, the bale	0 4	0 3		
	Yams	1 1½	0 10		

Act of Council under which levied.	SPECIFICATION OF TAXES, DUTIES, &c.—*continued.*			Authority under which originally established.	At what Period.
	WHARFAGE RATES—*continued.*				
	PUBLIC WHARVES—*contd.*	Inwards.	Outwards.		
		s. d.	s. d.	Order of Governor King ..	11 Oct., 1800.
	Unenumerated goods—			Order of Governor Bligh ..	11 Nov., 1807.
	„ „ heavy, the ton	2 4	1 9	Proclamation, which was legalized by Act of Council, 6 Geo. IV, No. 20 ..	14 Aug., 1818.
	„ „ ditto, in packages, the tun butt ..	1 4	1 0		
	„ „ the butt or puncheon	0 8	0 6		
8 Vict., No. 16 (20 Dec., 1844).	„ „ the hogshead or crate	0 6	0 4½		1 Nov., 1825.
	„ „ the barrel	0 4	0 3		
	„ „ the keg or firkin	0 2	0 1½		
	„ „ the bundle or case	0 4	0 3		
	„ „ the jar, can, or bottle	0 1	0 0½		
				Acts of Council—	
				3 Wm. IV, No. 6	31 Aug., 1832.
				4 Vict., No. 4 ..	21 July, 1840.
				7 Vict., No. 12 ..	8 Dec., 1843.
	LICENSES.				
	GOLD FIELDS.				
	(To 30 April—See below.)	£ s. d.			
	MINERS' RIGHTS—If issued between 1 January and 30 June, in any year .. .. each	0 10 0		Proclamation ..	22 May, 1851.
	If issued between 30 June and 31 December .. do.	0 5 0			23 May, 1851.
				Government Notices ..	1 June, 1851.
30 Vict., No. 8, (27 Sept., 1866), and Government Regulations of 21 Mar, 23 April, 8 May, 4 June, and 23 July, 1872	BUSINESS LICENSES—If issued between 1 January and 30 June .. .. do.	1 0 0			7 Oct., 1851.
					29 Mar., 1852.
	If issued between 30 June and 31 December .. do.	0 10 0		Acts of Council—	1 Feb., 1853.
				16, 17, 18, 19, and 20 Vict.,	1 Oct., 1853.
	All Miners' Rights and Licenses terminate on 31 December in each year, at whatever time during the said year they may have been issued.			Nos. 43, 23, 19, 20, and 29; and	1 Jan., 1855.
				25 Vict., No. 4 ..	1 Jan., 1856.
					11 Mar., 1857.
					22 Nov., 1861.
	LEASES OF AURIFEROUS TRACTS.				5 Aug., 1858.
				Government Regulations ..	9 Feb., 1862.
					31 July, 1866.
	One to twenty-five acres alluvial and quartz reef .. per acre	1 0 0			24 Sept., 1869.
	Two hundred to one thousand yards, river-bed .. per 100 yds.	1 0 0			17 Feb., 1870.
	MINING.				
	(From 1 May.)	£ s. d.			
	MINERS' RIGHTS—If issued between 1 January and 30 June in any year to be in force till 31 December .. each	0 10 0		Proclamation.....	22 May, 1851.
	If issued between 30 June and 31 December, to be in force till 31 December .. .. each	0 5 0			23 May, 1851.
	Miners' Rights may also be issued for any period not exceeding fifteen years upon payment of a sum at the rate of 10s. for every year for which the same is to be in force.			Government Notices ..	1 June, 1851.
					7 Oct., 1851.
					29 Mar., 1852.
37 Vict., No. 13, (1 May, 1874), Government Regulations, 13 May, 1874 ..	BUSINESS LICENSES—If issued for twelve months .. each	1 0 0		Acts of Council—	1 Feb., 1853.
	If issued for six months	0 10 0		16, 17, 18, 19, and 20 Vict.,	1 Oct., 1853.
	LEASES OF AURIFEROUS TRACTS—1 to 25 acres alluvial and quartz reef .. .. per acre	1 0 0		Nos. 43, 23, 19, 20 and 29; and	1 Jan., 1855.
	Summons to attend Warden's Court	0 2 6		25 Vic. No. 4 ..	1 Jan., 1856.
	For each transfer	0 10 0			11 Mar., 1857.
	For each mortgage or other encumbrance	0 10 0			22 Nov., 1861.
	For each sub-lease	1 0 0			5 Aug., 1858.
	For amalgamation of mineral lots .. .. each lot	0 10 0			9 Feb., 1862.
	For copy of, or extract from, any entry, record, report, instrument, or document .. .. .. per folio	0 1 6		Government Notices ..	31 July, 1866.
					24 Sept., 1869.
	For copy of any plan of one lease	0 5 0			17 Feb., 1870.
	For copy of every additional lease on same plan	0 2 6			13 May, 1874.
	For inspection of any record	0 1 0			
	RENT OF RUNS HELD FOR PASTORAL PURPOSES BEYOND THE SETTLED DISTRICTS.				
Act of the Parliament of New South Wales, 25 Vict., No. 2 (18 Oct., 1861)..	The minimum rent is £10 per annum—the rent being determined by an appraisement of the fair annual value of the runs for pastoral purposes			25 Vict., No. 2 ..	18 Oct., 1861.

Act of Council under which levied.	SPECIFICATION OF TAXES, DUTIES, &c.—*continued.*	£ s. d.	Authority under which originally established.	At what Period.
	LICENSES—*continued.*			
	RENT OF LEASES WITHIN THE SETTLED DISTRICTS.			
Government Regulations of 1 Nov., 1861 ..	Minimum rent of leases acquired at auction, for every section of 640 acres .. .. .. per annum	1 0 0	Government Regulations..	1 Nov., 1861.
	Minimum rent of renewed leases, for every section of 640 acres .. .. do.	2 0 0		
	Rent of pre-emptive leases to holders of land in fee simple, for every 640 acres .. .. do.	2 0 0		
	For any smaller area, not less than .. .. do.	1 0 0		
	TRANSFER FEES.			
Government Regulations of 1 Nov., 1861 ..	On recording the transfer of lease or right of lease in any run within the Unsettled or Second Class Settled Districts, a fee of	2 0 0	Government Regulations..	1 Nov., 1861.
	TIMBER AND OTHER LICENSES.			
Government Notice, 14 Dec., 1866	To cut timber as well cedar or pine as hardwood, or for quarrying stone or digging clay, gravel, shells, or other material, per annum	3 0 0	Government Notices ..	21 July, 1826. 24 April, 1835. 21 May, 1839. 16 Sept., 1850. 1 Nov., 1861. 19 July, 1864.
	To cut hardwood only, per annum	1 0 0		
	Licenses are ordinarily in force from date of issue to the 31st December; but are granted at any time, available to the end of the current quarter or half-year—for which one-quarter or one-half the regulated fee will be charged respectively.			
Government Notice, 29 Dec., 1865	PASTORAL LEASE FEE.—On the preparation and issue of lease for pastoral purposes	1 0 0	Government Notice ..	29 Dec., 1865.
	AUCTIONEER'S GENERAL LICENSE.			
11 Vict., No. 16 (31 Aug., 1847).	For all parts of the Colony, including the city of Sydney .. .. Annually	15 0 0	Order of Governor King Act of Council 9 Geo. IV, No. 13 ..	15 Jan., 1801. 9 Aug., 1828.
	AUCTIONEER'S DISTRICT LICENSE.			
	For a Police District only .. .. do	2 0 0		
	SPIRIT MERCHANTS.			
20 Vict., No. 37 (18 Mar., 1857).	Registration of the same, and description of the premises of any Spirit Merchant, if his premises are situated within the boundaries of the city .. .. do	30 0 0	20 Vict., No. 37..	18 Mar., 1857.
	If situated elsewhere .. .. do	20 0 0		
	PUBLICAN'S GENERAL LICENSE.			
Act of Parliament of New South Wales, 25 Vict., No. 14. (Assented to, 20 Jan., 1862).	To retail fermented and spirituous liquors .. do	30 0 0	Government Order ..	21 July, 1810.
	And if allowed to keep a billiard-table, the additional sum of .. .. do	10 0 0	Acts of Council—	
	And if allowed to keep a bagatelle-table, the additional sum of .. .. do	5 0 0	7 Geo. IV, No. 2	20 Feb., 1826.
			6 Geo. IV. No. 4	8 Feb., 1825.
			11 Geo. IV, No. 11	12 May, 1830.
			3 Wm. IV, No. 8	13 June, 1833.
			2 Vict., No. 18..	26 Sept., 1838.
			13 Vict., No. 29..	2 Oct., 1849.
	PACKET LICENSE.		17 Vict., No. 6 ..	8 July, 1853.
	To retail fermented and spirituous liquors, during the time the vessel is actually on her passage .. .. do	5 0 0		
			Government Order ..	3 Feb., 1821.
			Acts of Council—	
13 Vict., No. 27 (27 Sept., 1849)	DISTILLING SPIRITS .. .. do	10 0 0	6 Geo. IV, No. 20	1 Nov., 1825.
			2 Vict., No. 24..	12 Oct., 1838.
			3 Vict., No. 9 ..	18 Sept., 1839.
			Acts of Council—	
	RECTIFYING AND COMPOUNDING SPIRITS .. .. do	10 0 0	2 Vict., No. 24..	12 Oct., 1838.
			3 Vict., No. 9 ..	18 Sept., 1839.
	APOTHECARY, CHEMIST, OR DRUGGIST, or any other person to use a still of not more than 8 gallons for any scientific purpose, or for making scent or perfume .. .. do	2 0 0	Act of Council 13 Vict., No. 27	1 Oct., 1849.
	To distil Brandy from Wine made in the Colony do	1 0 0		
	Auctioneers', Distillation Licenses, &c., cease and determine on 31 December; Publicans' Licenses, &c., on 30 June in each year.			
	HAWKER'S AND PEDLER'S.			
*13 Vic., No. 26 (9 Oct., 1849).. *The 11th & 12th sections amended by Act of the Parliament of New South Wales, 26 Vict., No. 2.	For trading on foot within a Police District .. Annually	1 0 0	Proclamation Act of Council 5 Wm. IV, No. 7 ..	30 April, 1818. 25 July, 1834.
	For trading by pack-horse or other animal, or by cart or other vehicle, or by a boat, vessel, or craft, within a Police District .. .. do	2 0 0		
	Licenses may be granted on the first ordinary sitting day of any month.			
	EXEMPTIONS.			
	Under the Act of Council 16 Vict., No. 4, sale of books pamphlets, periodicals, or other printed publications.			

Act of Council under which levied.	SPECIFICATION OF TAXES, DUTIES, &c.—*continued.*	£ s. d.	Authority under which originally established.	At what Period.
	LICENSES—*continued.*			
	PAWNBROKER'S.			
13 Vict., No. 37 (10 Oct., 1849).	For a Police District .. ..annually Licenses are in force for one year from the date thereof.	10 0 0	Act of Council 13 Vict., No. 37	10 Oct., 1849.
*6 Wm. IV, No. 2 (4 Aug., 1835).	STAGE CARRIAGE .. .. do.	0 5 0	Act of Council 6 Wm. IV, No. 2	4 Aug., 1835.
	For a copy of such license .. .. .. do. Licenses cease and determine on 30 Sept. in each year.	0 1 0		
†18 Vict., No. 23	CARTER'S, SYDNEY .. .. each	0 2 6	Order of Governor Macquarie	15 May, 1813.
4 Wm. IV, No. 7 (6 Aug., 1833).	PORTER'S, SYDNEY .. .. do.	0 5 0		
4 Vict., No. 17 (6 Oct., 1840).	BOATMEN .. .. do.	0 5 0	Act of Council 4 Wm. IV, No. 7	6 Aug., 1833.
5 Wm. IV, No. 1 (4 July, 1834).	SLAUGHTERING CATTLE INTENDED FOR SALE .. do.	0 2 6	Government Order ..	12 May, 1811.
			Act of Council 11 Geo. IV, No. 4 ..	15 Mar., 1830.
	* Repealed by Act 36 Vict., No. 14—so far as it is applicable to Stage Carriages, the licensed termini of which are brought within the Police District of Sydney. † Repealed by Act, 36 Vict. No. 14.			
	TONNAGE DUTY.	s. d.		
14 Vict., No. 15 (19 Sept., 1850)	Per ton register, per diem 0 0½		8 Vict., No. 16 .. 7 Vict., No. 12 ..	20 Dec., 1844. 8 Dec., 1843.
Acts of Council, 19 Vict., No. 25, (13 Nov., 1855.) 20 Vict., No. 12, duty not to be leviable before 1 January, 1858	HUNTER RIVER—TONNAGE DUTY. Every ship or vessel entering the river Hunter from the sea, 6d. per ton of the registered tonnage of such ship or vessel. EXCEPTIONS. Tonnage duty not required to be paid on account of any ship or vessel (except steamers navigating the river to ports above the port of Newcastle) at any time within four months next after a previous payment thereof on account of such ship or vessel, nor on account of steamers so navigating at any time within two months next after such previous payments on account of such steamers.		Act of Council 19 Vict., No. 25	1 Jan., 1857.
Acts of the Parliament of New South Wales, 25 Vict., Nos. 5 & 6. (3 Dec., 1861).	KIAMA AND WOLLONGONG—TONNAGE DUTY. Every ship or vessel entering the harbour of Kiama or Wollongong, 6d. per ton of the registered tonnage of such vessel. Such tonnage duty shall not be demanded or become payable before the 1st July, 1862. *		25 Vict., Nos. 5 & 6	3 Dec., 1861.
	* By recent enactments (27 Victoria) such tonnage duty not to be demanded or become payable before 1st July, 1864.			
	TOLLS.	s. d.		
2 Wm. IV, No. 12 (9 March, 1832)	For every sheep, lamb, pig, or goat	0 0¼	Proclamation ..	30 Mar., 1811.
	ox, or head of neat cattle	0 1		
	horse, mare, gelding, ass, or mule	0 2		
	cart, dray, or other such vehicle, with two wheels, drawn by 1 horse or other animal	0 3		
	If drawn by 2 horses or ditto	0 4		
	If drawn by 3 horses or ditto	0 5		
	If drawn by 4 horses or ditto	0 6		
	horse or other animal above 4, drawing a cart, dray, or other such vehicle, with two wheels	0 1		
	wain, waggon, or other such carriage, with 4 wheels, drawn by 2 horses or other animals	0 8		
	If drawn by 3 horses or ditto	0 9		
	If drawn by 4 horses or ditto	0 10		
	horse or other animal above 4, drawing a waggon or other such carriage with 4 wheels	0 2		
	gig, chaise, or other such carriage on springs, with 2 wheels, drawn by 1 horse or other animal ..	0 6		
	If drawn by 2 horses or other animals	0 9		
	coach, chariot, or other such carriage, on springs, with 4 wheels, drawn by 1 horse or other animal ..	0 9		
	If drawn by 2 horses or other animals	1 0		
	If drawn by 3 horses or ditto	1 3		
	If drawn by 4 horses or ditto	1 6		
	MEMO.—The Governor, by Proclamation, can increase or diminish the above rates, by section 5 of 14 Vict., No. 5.			

Act of Council under which levied.	SPECIFICATION OF TAXES, DUTIES, &c.—*continued.*		Authority under which originally established.	At what Period.
	FERRIES.	s. d.		
2 Wm. IV. No. 12 (9 March, 1832)	For every foot passenger	0 2	Government Order	7 May, 1823.
	horse, mare, gelding, ass, or mule, drawing or not drawing	0 6		
	gig, dray, or cart, with two wheels only	1 0		
	waggon, carriage, or other vehicle, with 4 wheels	1 6		
	ox, or head of neat cattle, drawing or not drawing, being more than 10 in number	0 3		
	not exceeding 10	0 4		
	sheep, lamb, pig, or goat	0 0½		
	MEMO.:—The Governor, by Proclamation, can increase or diminish the above charges, by Act 14 Vict., No. 5, section 5.			
	MARINE BOARD.			
	PILOTAGE AND LIGHT RATES.			
	PILOTAGE RATES.	s. d.		
	On arrival and departure per ton	0 4		
	And one moiety of such rate in case a vessel being compelled to return into port after having put to sea; but in no case shall the amount of such rate be less than £2 10s. for the port of Sydney or Newcastle, nor less than £1 5s. for any other port of the Colony.			
	HARBOR AND LIGHT RATES.	s. d.		
	Every registered ship, whether propelled by steam or otherwise (vessels employed in the whaling trade excepted), a half yearly rate of per ton	0 4		
	Such payment exempts any ship from any further payment at any other port or place where tonnage dues are now or may hereafter be leviable.			
	Such rates to be payable on or before 30 June and 31 December.			
	No rate levied on any ship compelled to put into port by stress of weather, or to repair damages.			
	HARBOUR REMOVAL DUES.	£ s. d.		
	For any ship not exceeding 300 tons	1 0 0		
	Exceeding 300 tons and not exceeding 400 tons	1 5 0		
	„ 400 „ 500 „	1 10 0		
	„ 500 „ 600 „	1 15 0		
	„ 600 „ 800 „	2 0 0		
	„ 800 „ 1,000 „	2 10 0		
	„ 1,000 tons	3 0 0		
Act of the Parliament of New South Wales, 35 Vic., No. 7..	FEES FOR PILOTAGE CERTIFICATE.		Proclamation .. Act of Council 3 Wm. IV. No. 6 ..	6 Feb., 1819. 31 Aug., 1832.
	Ships not exceeding 50 tons	1 10 0	16 Vict., No. 46 ..	28 Dec., 1852.
	Exceeding 50 tons and not exceeding 100 tons	2 0 0	22 Vict., No. 4 ..	21 July, 1858.
	„ 100 „ 150 „	2 10 0		
	„ 150 „ 200 „	3 0 0		
	„ 200 „ 300 „	4 0 0		
	Above 300 tons	5 0 0		
	FEES FOR CERTIFICATES OF SERVICE.			
	For a master of a foreign-going ship	2 0 0		
	„ of a coast-trade ship	1 0 0		
	„ of a harbor and river steamer	1 0 0		
	For a mate of a foreign-going ship	1 0 0		
	„ of a coast-trade ship	0 10 0		
	For a first-class engineer's certificate	1 10 0		
	For a second-class engineer's certificate	1 0 0		
	FEES FOR CERTIFICATES OF COMPETENCY.			
	For a master of a foreign-going ship	2 10 0		
	„ of a coast-trade ship	1 10 0		
	„ of a harbor and river steamer	1 10 0		
	For a first mate of a foreign-going ship	1 10 0		
	For a second mate of a foreign-going ship, or mate of a coast trade ship	1 0 0		
	For a first-class engineer's certificate	2 0 0		
	For a second class „	1 10 0		
	For a third class „	1 0 0		

Act of Council under which levied.	SPECIFICATION OF TAXES, DUTIES, &c.—*continued.*		Authority under which originally established.	At what Period.
	MARINE BOARD—*continued.*			
	FEES FOR STEAM CERTIFICATES.			
	Owners of steam-ships requiring certificates, as follows:—	£ s. d.		
	Where the tonnage does not exceed 50 tons	1 0 0		
	Exceeding 50 tons and not exceeding 100 tons	2 0 0		
Act of the Parliament of New South Wales, 35 Vict., No. 7	„ 100 „ 300 „	3 0 0		
	Above 300 tons	4 0 0	Proclamation ..	6 Feb., 1819.
			Act of Council, 3 Wm. IV. No. 6 ..	31 Aug., 1832.
	FEES for swinging of ships for the purpose of ascertaining and adjusting any deviation in their compasses:—			
	For vessels under 500 tons register	2 0 0	16 Vict., No. 46..	28 Dec., 1852.
	For vessels over 500 tons and under 750 tons register...	2 10 0	22 Vict., No. 4 ..	21 July, 1858.
	For vessels over 750 tons register	3 0 0		
	SHIPPING MASTERS, SYDNEY AND NEWCASTLE.			
		Engagement of Crews. / Discharge of Crews.		
		£ s. d. / £ s. d.		
	Vessels under 30 tons	0 2 0 /		
	30 to 60 „	0 4 0 / 0 4 0		
	60 to 100 „	0 7 0 / 0 7 0		
	100 to 200 „	0 15 0 / 0 15 0		
	200 to 300 „	1 0 0 / 1 0 0		
	300 to 400 „	1 5 0 / 1 5 0		
	400 to 500 „	1 10 0 / 1 10 0		
	500 to 600 „	1 15 0 / 1 15 0		
	600 to 700 „	2 0 0 / 2 0 0		
	700 to 800 „	2 5 0 / 2 5 0		
	800 to 900 „	2 10 0 / 2 10 0		
	900 to 1,000 „	2 15 0 / 2 15 0		
	Every 100 tons above 1,000	0 5 0 / 0 5 0		
	Engagement of seamen, separately .. .. .. each	0 2 0		
27 Vict., No. 13 (22 April, 1864)	Discharge of ditto .. .. „	0 2 0		
	Foreign-going ships' articles .. .. „	0 2 0	17 Vict., No. 36..	1 Jan., 1854.
	Colonial ditto .. .. „	0 1 0		
	Steamers ditto .. .. „	0 2 0		
	Advance notes .. .. „	0 0 3		
	Inward lists .. .. „	0 0 3		
	Outward lists .. .. „	0 0 3		
	Accounts of wages .. .. „	0 0 3		
	Allotment of notes .. .. „	0 0 3		
	Certificates of discharge .. .. „	0 0 3		
	Mutual release .. .. „	0 0 3		
	Account of changes in crew .. .. „	0 1 0		
	License to ship .. .. „	0 0 3		
	Submission to arbitration .. .. „	0 0 3		
	Award by Shipping Master .. .. „	0 0 3		
	Advance note advices .. .. „	0 0 3		
	Official Log Books .. .. „	0 3 6		
	Reports of character .. .. „	0 0 3		
	FITZ ROY DRY DOCK, COCKATOO ISLAND.			
	Conditions.			
	All vessels belonging to H. M. Navy, the Colonial Government, and men-of-war of other nations, will be admitted to repair in the Fitz Roy Dock, Sydney Harbour, free of any dock dues or rates, but they will be required to repay all actual expenditure of stores, wages, and material.			
	All other vessels will be liable to a minimum dock-rate of 6d. per ton per diem, if of 1,500 tons register or upwards, and an additional ⅛th of a penny per ton for every decrease of 50 tons or portion of 50 tons down to a maximum rate of 9d. per ton for a vessel of 300 tons, and all below, as set forth in the scale attached hereto.			
	Double rates will be charged for the day of docking.			
	The Dock dues will include and cover the cost of pumping, shoring, wedges, and blocking, and the cost of all labour connected with opening and closing the Dock, and all incidental labour connected with the actual operation of docking a vessel.			
Governor and Executive Council ..	No vessel will be permitted to enter the Dock with gunpowder or combustible ammunition on board.		Governor and Executive Council ..	30 Aug., 1861.
	Workshops and Machinery.			
	Vessels in Dock and private engineering establishments will be permitted to avail themselves of any portion of the machinery of the Dockyard workshops on payment of a rate per hour; preference being always given to the requirements of a vessel in Dock. These charges will be in addition to Dock dues, and in accordance with the rates mentioned in the subjoined Schedule.			
	The rate for the machinery will include the cost of putting and maintaining the machine in motion, the use of the 20-ton overhead traversing crane, and all tools belonging to the Machine in use, but nothing further.			

Act of Council under which levied.	SPECIFICATION OF TAXES, DUTIES, &c.—*continued.*		Authority under which originally established.	At what Period.
	FITZ ROY DRY DOCK, COCKATOO ISLAND—*contd.*			
	DOCK DUES.	Per ton per diem.		
	Scale of Charges.	s. d.		
Governor General and Executive Council ..	1,500 tons, and all above	0 6	Governor General and Executive Council ..	30 Aug., 1861.
	1,450 tons, and under 1,500	0 6⅛		
	1,400 „ „ 1,450	0 6¼		
	1,350 „ „ 1,400	0 6⅜		
	1,300 „ „ 1,350	0 6½		
	1,250 „ „ 1,300	0 6⅝		
	1,200 „ „ 1,250	0 6¾		
	1,150 „ „ 1,200	0 6⅞		
	1,100 „ „ 1,150	0 7		
	1,050 „ „ 1,100	0 7⅛		
	1,000 „ „ 1,050	0 7¼		
	950 „ „ 1,000	0 7⅜		
	900 „ „ 950	0 7½		
	850 „ „ 900	0 7⅝		
	800 „ „ 850	0 7¾		
	750 „ „ 800	0 7⅞		
	700 „ „ 750	0 8		
	650 „ „ 700	0 8⅛		
	600 „ „ 650	0 8¼		
	550 „ „ 600	0 8⅜		
	500 „ „ 550	0 8½		
	450 „ „ 500	0 8⅝		
	400 „ „ 450	0 8¾		
	350 „ „ 400	0 8⅞		
	300 „ „ 350	0 9		
		Per hour, or fractional part of an hour.		
	Schedule of Rates for the use of Machinery.	s. d.		
	5 foot centre lathe	5 0		
	9 x 9 x 21 planing machine	5 0		
	4 x 4 x 11 do.	2 6		
	18-inch centre break lathe	3 6		
	12-inch centre lathe	2 6		
	Slotting machine	3 0		
	Vertical boring machine	2 6		
	Boring mill	2 0 (In addition to cost of lathe.)		
	Small vertical drill	1 0		
	Punching and shearing machine	3 0		
	40-cwt. Nasmyth's hammer	10 0 (Does not include furnace fuel.)		
	5-cwt. do.	4 0 (Per ton per hour or part of an hour.)		
	25-ton jib crane	1 0		
	NOTE.—The Dock has from 19 to 20 feet of water over the Caisson-sill at high-water, and is now capable of taking in a vessel of 350 feet overall, and when completed, 400.			
	POSTAGE RATES.			
	Letters.	s. d.		
31 Vict., No. 4.	Town .. .. per half ounce	0 1	Govt. Order ..	23 June, 1810.
	Inland .. .. „	0 2	Proclamation under Act of Council, 6 Geo. IV, No. 23 ..	6 Dec, 1825.
	Intercolonial, viz.:—		Acts of Council—	
	Victoria—by sea or overland .. .. „	0 2	5 Wm. IV, No. 24	23 June, 1835.
	Queensland—by sea or overland .. .. „	0 2	2 Vict., No. 17 ..	25 Sept., 1838.
	South Australia—by sea or overland .. „	0 2	5 Vict., No. 15 ..	14 Dec, 1841.
	Tasmania .. .. „	0 2	11 Vict., No. 47 ..	15 June, 1848.
	Western Australia .. .. „	0 2	13 Vict., No. 38 ..	1 Jan., 1850.
	New Zealand .. .. „	0 2	15 Vict., No. 12 ..	22 Dec., 1851.
	British Colonies not mentioned above, the United Kingdom, and Foreign Countries .. „	0 6	16 Vict., No. 35 ..	27 Dec., 1852.
			18 Vict., No. 17 ..	30 Sept., 1854.
			20 Vict., No. 26 ..	11 Mar., 1857.
			27 Vict., No. 7 ..	1 April, 1874.
	Seamen's and Soldiers' Letters.			
	Letters sent to or by Seamen and Soldiers in Her Majesty's Service, transmitted within the Colony, and between the Colony and any Post Office in the British Dominions, not exceeding ½ an ounce, and the postage prepaid	0 1		

Act of Council under which levied.	SPECIFICATION OF TAXES, DUTIES, &c.—*continued.*			Authority under which originally established.	At what Period.
	POSTAGE RATES—*continued.*				
	BOOKS, PACKETS, PATTERNS, AND SAMPLES OF MERCHANDISE.				
	Town and Country.		s. d.		
	Not exceeding 2 ounces		0 1		
	Every additional 2 ounces		0 1		
	Intercolonial, viz.:—				
31 Vic. No. 4	Victoria, South Australia, Tasmania, Western Australia, New Zealand, Queensland	Not exceeding 1 ounce	0 1		
		„ 2 ounces	0 2		
		„ 4 „	0 4		
		Every additional 4 „	0 4		
	British Colonies not mentioned above, the United Kingdom, and Foreign Countries to which books, packets, patterns, and samples of merchandise can be sent	Not exceeding 1 „	0 1		
		„ 2 „	0 2	Govt. Order	23 June, 1810.
		„ 4 „	0 4	Proclamation under Act of Council, 6 Geo. IV, No. 23	6 Dec., 1825.
		Every additional 4 „	0 4		
	Printed Reports of Proceedings of Religious and Charitable Institutions, for Town Delivery.			Acts of Council,—	
	Not exceeding 4 ounces		0 1	5 Wm. IV, No. 24	23 June, 1835.
	Every additional 2 ounces or fraction of 2 ounces		0 1	2 Vict., No. 17	25 Sept., 1838.
				5 Vict., No. 15	14 Dec., 1841.
				11 Vict., No. 47	15 June, 1848.
				13 Vict., No. 38	1 Jan., 1850.
				15 Vict., No. 12	22 Dec., 1851.
				16 Vict., No. 35	27 Dec., 1852.
				18 Vict., No. 17	30 Sept., 1854.
				20 Vict., No. 26	11 Mar., 1857.
				27 Vict., No. 7	1 April, 1874.
	NEWSPAPERS.				
37 Vict., No. 1	Newspapers printed and posted within the Colony for transmission within New South Wales or the Australasian Colonies are transmitted free of charge, except in the case of Newspapers posted at any Post Office or Receiver in Sydney, for delivery within the boundaries of the City, and Newspapers posted after seven days from the date of publication, which are subject to a charge of one penny each		0 1		
	Newspapers for the United Kingdom, Foreign Countries, and British Colonies other than the Australasian Colonies		0 1		
	FEES.				
37 Vict., No. 4	Private Boxes, per annum each		21 0		
	Fee on Registered Letters		0 4		
	„ Late „		0 3		
	MONEY ORDERS.				
	COMMISSION FOR ISSUING MONEY ORDERS.		s. d.		
	In the Colony.				
Governor & Executive Council, under Act 31 Victoria, No. 4 — 1 Jan., 1863	For sums not exceeding £5		0 6		1 Jan., 1863.
	For sums exceeding £5, and not exceeding £10		1 0		
	Intercolonial.				
8 Apl., 1863	For sums not exceeding £5		1 0	Governor and Executive Council (under Act 31 Vict., No. 4)	8 April, 1863.
	For sums exceeding £5, and not exceeding £10		2 0		
	United Kingdom.				
1 June 1863	For sums not exceeding £2		1 0		
	For sums exceeding £2, and not exceeding £5		2 0		
	For sums exceeding £5, and not exceeding £7		3 0		1 June, 1863.
	For sums exceeding £7, and not exceeding £10		4 0		

Act of Council under which levied	SPECIFICATION OF TAXES, DUTIES, &c.—*continued.*	Ten words.	Each additional word.	Authority under which originally established.	At what period.
	ELECTRIC TELEGRAPH.				
	NEW SOUTH WALES.	s. d.	s. d.		
The Governor and Executive Council, 1 Nov., 1873, under Act 20 Vict., No. 41	Between all Stations in New South Wales, excepting Suburban Offices	1 0	0 1	Act 20 Vict., No. 41. Govt. Order	18 Dec., 1865.
	Between Sydney and Suburban Offices	0 6	0 1		
	Press Rates:—				
	Between all Stations in New South Wales, half the above rates.				
	Between all Stations in New South Wales, Victoria, Queensland, and South Australia	1 0	0 1		
	Intercolonial Rates:—				
	From all Stations in New South Wales to—				
	Victoria	2 0	0 2		
	South Australia	2 0	0 2		
	Queensland	2 0	0 2		
	Tasmania—				
	Between all Stations in New South Wales and Tasmania	7 0	....		
	Each additional word—				
	Per Land Lines	....	0 3		
	Per Cable, five words or any portion of five words	....	2 0		
	BRITISH AND FOREIGN BUSINESS.				
	For Messages of 20 words from Port Darwin.				
Governor and Executive Council, 4 July, 1872 (under Act 20 Vict., No. 41)		£ s. d.		Act 20 Vict., No. 41. Govt. Order	18 Dec., 1865.
	Aden	8 0 6			
	Algeria and Tunis	8 1 0			
	Austria and Hungary	8 3 6			
	Barbary (Tripoli and Benghazi Post Malta)	7 18 6			
	Belgium	8 4 0			
	China (Hong Kong)	6 9 6			
	„ (Shanghai)	7 14 6			
	Cochin China	5 6 0			
	Corfu	8 4 0			
	Denmark	8 3 6			
	Egypt	9 0 6			
	France	8 4 0			
	Germany	8 3 6			
	Gibraltar	8 7 0			
	Great Britain and Ireland and Channel Islands	8 7 6			
	Greece (Mainland)	8 5 0			
	Holland	8 4 0			
	India (Stations West of Chittagong)	6 0 6			
	„ (Stations East of Chittagong and Ceylon)	6 4 6			
	Japan (Nagasaki)	8 14 6			
	Java (Banjoewangie)	2 15 0			
	„ (Stations East of Samarang)	2 16 0			
	„ (Stations West of Samarang)	2 18 0			
	Italy	8 1 6			
	London	8 6 6			
	Luxumberg	8 4 0			
	Malta	7 17 0			
	Norway	8 3 6			
	Penang	4 15 6			
	Portugal	8 7 0			
	Russia in Europe	8 4 0			
	„ (Caucasus)	8 10 6			
	„ 1st Division	8 14 6			
	„ 2nd Division	9 1 0			
	„ 3rd Division	9 13 6			
	Servia	8 2 6			
	Singapore	3 19 6			
	Spain	8 6 0			
	Sweden	8 3 0			
	Switzerland	8 2 6			
	Syra	8 7 6			
	Turkey in Europe	8 4 0			
	„ Asia Seaports	8 8 0			
	„ „ Inland	8 11 6			
	United Principalities	8 1 6			
	Zante, Ithaca, Cephalonia, and Spezzia	8 6 6			
	America—£2 12s. 6d. for 10 words, 5s. 3d. for every additional word, exclusive of Cable, South Australia and New South Wales rates.				
	In addition to the above £1 5s. will be charged for every Message of 20 words or under, being the rate from New South Wales to Port Darwin. Half the rate for 20 words will be charged for every additional 10 words or fraction of 10 words.				

FEES.

No. 119.—SCHEDULE of Fees, &c., received by the several Officers in the respective Departments of the Government, specifying the authority under which they were originally established, and by which the present Rates were fixed, and at what period.

Authority under which levied, or by which legalized.	SPECIFICATION OF FEES.	£ s. d.	Authority under which originally established.	At what Period.
	COLONIAL SECRETARY'S OFFICE.			
Act of Council 6 Geo. IV., No. 20. (1 Nov., 1825)	Transcript of all papers, per folio of 72 words	0 1 3	Govt. Order ..	12 Oct., 1811.
Govt. Notice of 26 July, 1849, and 30 Sept., 1853, in pursuance of the Act of Council 11 Vict., No. 39 (Aliens) ..	For every certificate of Naturalization	1 1 0	Govt. Notice ..	26 July, 1849.
	LANDS OFFICE.			
Govt. Notice, 1 March, 1843, under the authority of Her Majesty's Instructions ..	*On the preparation of title-deeds of grants or sales of land from the Crown .. .. .. — For each grant (including Town lots) where the quantity does not exceed 50 acres	0 15 0	By His Majesty's Instructions, under the Royal Sign Manual ..	20 Aug., 1789.
	— Above 50 acres, and not exceeding 300 acres	0 17 6		
	— Above 300 acres, and not exceeding 640 acres	1 0 0	As promulgated by Orders of the Governor ..	12 Oct., 1811. 9 Jan., 1832.
	— For more than 640 acres ..	2 10 0		
	* Under the Crown Lands Alienation Act of 1861, the Fee on each Deed of Grant from the Crown is £1.			
	SURVEYOR GENERAL'S OFFICE.			
Govt. Notice, 12 Aug., 1858..	Fees from Licensed Surveyors—on examination of candidates	5 0 0	Govt. Notice ..	12 Aug., 1858.
Secretary for Lands, 17 Sept., 1869	From Candidates for employment as Volunteer Draftsmen ..	0 10 0	Secretary for Lands	17 Sept., 1869.
	COURT OF CLAIMS.			
	FOR EXAMINING AND REPORTING UPON CLAIMS TO GRANTS OF LAND, UNDER THE GREAT SEAL OF THE COLONY OF NEW SOUTH WALES.			
Act of Council 5 Wm. IV., No. 21. (2 June, 1835)	For every summons for witnesses, each summons containing four names, by the party requiring the same	0 2 6		
	For every witness examined, or document or voucher produced in evidence, by the party on whose behalf examined or produced	0 1 0	Act of Council, 4 Wm. IV., No. 9	28 Aug., 1833.
	For taking down the examination of any witness	0 1 0	Act of Council, 5 Wm. IV., No. 6	18 July, 1834.
	For every one hundred words after the first hundred, additional	0 1 0		
	For every certificate granted by Commissioners, of default, refusal to answer, or wilful withdrawing of any witness..	1 0 0		
Act of Council, 18 Vict., No. 11 (4 Aug., 1854)	For every final report, to be paid by the party or parties in whose favour report made	8 6 0	Ditto ditto, 5 Wm. IV., No. 21, and 6 Vict., No. 11.	Ditto ditto. 2 June, 1835. 16 Aug., 1842.
	By the 10th section of the Act of Council 5 Wm. IV., No. 21, poor persons are allowed to appear and prosecute their claims without payment of any of the foregoing fees, if it shall appear to the Commissioners that they are not in a condition to pay the same.			

Authority under which levied, or by which legalized.	SPECIFICATION OF FEES—*continued.*	£ s. d.	Authority under which originally established.	At what Period.
	REGISTRAR GENERAL'S OFFICE.			
	MEMORIALS OF DEEDS AND OTHER INSTRUMENTS RELATING TO REAL PROPERTY.			
Acts of Council 7 Vic., No. 16 (20 Dec., 1843), 13 Vic., No. 45 (12 Oct., 1849), Act of the Parliament of New South Wales 20 Vic., No. 27 ..	For receiving every will or certified copy or memorial of any deed for registration, including verifying the same and indorsement of receipt on original deed	0 7 6	Proclamation .. Acts of Council— 6 Geo. IV., No. 22 5 Vict., No. 21.. 7 Vict., No. 16..	18 Jan., 1817. 16 Nov., 1825. 3 Jan., 1842. 20 Dec., 1843.
	For every acknowledgment, before whomsoever made, and whether already made or to be thereafter made	0 10 0		
	*For the enrolment of every grant of land hereafter issued under the Great Seal of the Colony, where the quantity granted shall not exceed 50 acres	0 5 0		
	*For ditto, where the quantity shall be over 50 but under 300 acres	0 7 6		
	*For ditto, where the quantity shall exceed 300 acres ..	0 10 0		
	For every search of copy of any deed, or of any memorial of deed, or will of one property	0 2 6		
	For every search for any copy of any grant of land.. ..	0 2 6		
	For every examined copy of memorial, or of any deed not exceeding six folios	0 5 0		
	For every folio of 90 words, exceeding six folios	0 0 8		
	For every extract from any memorial, will, or other writing, per folio	0 0 8		
	For receiving and noting every will deposited for safe custody..	0 5 0		
	For every search for will	0 1 0		
	* The fees for enrolment of grants of land are paid at the Lands Office, on the delivery of the grant, and are in addition to those payable for the preparation of the same.			
11 Vict., No. 38 (1 Oct., 1847)..	Certified copies of grants, at per folio of 72 words	0 1 3	11 Vict., No. 38..	1 Oct., 1847.
	CHARTERS OF INCORPORATION OR DEEDS OF SETTLEMENT OF BANKING OR OTHER PUBLIC COMPANIES.			
Act of Council 13 Vict., No. 45 (12 Oct., 1849)	For every examined copy of deed of public company or charter of incorporation, per folio	£ s. d. 0 0 8	Acts of Council— 2 Vict.	17 Aug., 1838.
	For every search for copy of deed of settlement of public company or charter of incorporation	0 1 0	4 Vict., No. 13.. 7 Vict., No. 16..	23 Sept., 1840. 20 Dec., 1843.
	CERTIFICATES OF BAPTISMS, MARRIAGES, AND BURIALS.			
	For every search for certificates of marriages, baptisms, and burials	£ s. d. 0 1 0	7 Vict., No. 16..	20 Dec., 1843.
	For every copy of such certificate	0 1 0		
Acts of Council 11 Vict., No. 4, 11 Vict., No. 58, and sections 2 and 3 of 14 Vict., No. 24, made permanent by 23 Vict., No. 9	REGISTRATION OF MORTGAGES OF SHEEP, CATTLE, AND HORSES, AND OF AGREEMENTS FOR THE PURCHASE OF WOOL.			
	For the registration of every agreement for the purchase of wool, or advances thereon	£ s. d. 0 2 6	*Act of Council 7 Vict., No. 3. *This Act disallowed by Her Majesty.	15 Sept., 1843.
	For the registration of every mortgage of sheep, cattle, and horses	0 2 6		
	For each affidavit..	0 1 0		
	For every search	0 1 0		
Act of the Parliament of New South Wales 26 Vict., No. 10. (Assented to, 9 Dec., 1862) ..	REGISTRATION OF LIENS ON CROPS.			
	For every entry	£ s. d. 0 2 6	26 Vict., No. 10..	9 Dec., 1862.
	For each affidavit	0 1 0		
	For every search	0 1 0		

Authority under which levied, or by which legalized.	SPECIFICATION OF FEES—*continued.*	£ s. d.	Authority under which originally established.	At what Period.
	REGISTRAR GENERAL'S OFFICE—*continued.*			
	BIRTHS, DEATHS, AND MARRIAGES.			
19 Vict., No. 34 (3 Dec., 1855).	Every search in index	0 5 0	19 Vict., No. 34..	1 Mar., 1856.
	Every certified copy	0 2 0		
	Every marriage performed by Registrar	1 0 0		
	REAL PROPERTY.			
	FEES PAYABLE FOR THE PERFORMANCE OF THE SEVERAL ACTS, MATTERS, AND THINGS HEREIN SPECIFIED.			
Act of the Parliament of New South Wales, 26 Vict., No. 9. (Assented to, 7 Nov., 1862) .. This Act to commence and take effect from and after 1 Jan., 1863	For hearing application to bring land under the provisions of this Act, or to be registered in respect to an estate of freehold of a deceased proprietor, to be paid to the Land Titles Commissioners, over and above the cost of all advertisements herein prescribed to be in such case published.		26 Vict., No. 9 ..	7 Nov., 1862.
	When the applicant is the original grantee, and the land has never been sold, mortgaged, encumbered, or made the subject of settlement	0 5 0		
	When the title is of any other description, and the value exceeds £500	2 10 0		
	Ditto ditto exceeds £400 and does not exceed £500	2 0 0		
	Ditto ditto exceeds £300 and does not exceed £400	1 10 0		
	Ditto ditto exceeds £200 and does not exceed £300	1 0 0		
	Ditto ditto when the value does not exceed £200	0 10 0		
	Contribution to Assurance Fund upon first bringing land under this Act, and upon the registration of an estate of freehold in possession, derived by settlement, will, or intestacy:—			
	In the pound sterling	0 0 0½		
	Other Fees:—			
	For every certificate of title	1 0 0		
	Registering memorandum of transfer, lease, mortgage, or encumbrance, or the transfer or discharge of a mortgage, or the transfer or surrender of a lease	0 10 0		
	Registering proprietor of any estate or interest derived by settlement or transmission	1 0 0		
	For every power of attorney	0 10 0		
	For every registration abstract	1 0 0		
	For cancelling registration abstract	0 5 0		
	For every revocation order	0 10 0		
	Noting caveat	0 10 0		
	Cancelling or withdrawing of caveat, and service of notice to caveator or caveatee	0 5 0		
	Issuing order for foreclosure	1 0 0		
	For every search	0 2 0		
	For every general search	0 5 0		
	For every map or plan deposited	0 5 0		
	For every instrument declaratory of trusts, and for every will or other instrument deposited	0 10 0		
	For registering recovery by proceeding in law or equity, or re-entry by lessee	0 10 0		
	For registering vesting of lease in mortgagee, consequent on refusal of assignees to accept the same	0 10 0		
	For entering notice of marriage or death	0 10 0		
	For entering notice of writ, or order of Supreme Court	0 10 0		
	Taking acknowledgment of married women	0 5 0		
	Taking declaration in case of lost grant or other instrument, or where production of duplicate is dispensed with	0 10 0		
	For the exhibition or return of any deposited instrument, or for exhibiting or returning deeds surrendered by applicant proprietor	0 5 0		
	For certified copy, first five folios of seventy-two words	0 5 0		
	For every folio, or part folio, after first five	0 0 8		
	For every instrument drawn on parchment	0 2 6		
	Taking affidavit, or statutory declaration	0 5 0		
	When any instrument purports to deal with land included in more than one grant or certificate, for each registration memorial after the first	0 2 0		
36 Vict., No. 7 ..	For any certificate of title which shall exceed in length six folios of seventy-two words each, a further sum of two shillings for each folio or part of a folio in excess of such six folios, and if there shall be more than one diagram in such certificate, a further sum of one shilling for every such diagram after the first diagram.			

Authority under which levied, or by which legalized.	SPECIFICATION OF FEES—*continued.*	£ s. d.	Authority under which originally established.	At what Period.
	REGISTRAR GENERAL'S OFFICE—*continued.*			
	TRADE MARKS.			
Act of the Parliament of New South Wales, 28 Vict., No. 9 (26 May, 1865) ..	Registration of Trade Mark	3 3 0	28 Vict., No. 9 ..	26 May, 1865.
	Inspection of Register	0 0 6		
	Transfer of Certificate	1 1 0		
	*** REGISTRATION OF BRANDS.**			
	For registering any brand, including the cost of advertising such brand in the *Gazette* for two consecutive issues, and for publishing the same in the Brand Directory of the Colony, as follows, namely:—			
	CATTLE.			
	The proprietor of 1 animal and not exceeding 20	0 5 0		
	„ 20 „ „ 100	0 10 0		
	„ 100 „ „ 500	0 15 0		
	„ 500 „ „ 1,000	1 0 0		
	„ 1,000 „ „ 3,000	1 5 0		
	„ 3,000 „ „ 4,000	1 10 0		
	„ 4,000 „ „ 6,000	1 15 0		
	„ 6,000 and upwards	2 0 0		
*Act of the Parliament of New South Wales, 30 Victoria, No. 12 (5 Oct., 1866).. *To come into operation on and after 1 January, 1867 ..	HORSES.			
	The proprietor of 1 animal and not exceeding 10	0 5 0		
	„ 10 „ „ 20	0 10 0		
	„ 20 „ „ 50	0 15 0		
	„ 50 „ „ 100	1 0 0		
	„ 100 „ „ 200	1 5 0		
	„ 200 „ „ 400	1 10 0	30 Vict., No. 12..	5 Oct., 1866.
	„ 400 „ „ 600	1 15 0		
	„ 600 and upwards	2 0 0		
	For every search in any Register of Brands .. .	0 1 0		
	For the transfer of any brand, one-half of the above rates respectively, according to the scale mentioned.			
	For any extract from the Brand Directory, *Gazette*, or Brand Register, for the first hundred words, or portion thereof	0 1 0		
	For every additional one hundred words, or portion ..	0 0 6		
	For notice of similarity of brand, or of distinguishing brand fixed upon by the Registrar, by post	0 1 0		

*Transferred to Chief Inspector of Sheep from 1 July, 1874, under Act 37 Vict., No. 17 (16 June, 1874.)

Authority under which levied, or by which legalized.	SPECIFICATION OF FEES—*continued.*		Authority under which originally established.	At what Period.
	SUPREME COURT.			
	COMMON LAW AND GENERAL JURISDICTION.			
	FEES PAYABLE TO THE PROTHONOTARY.	£ s. d.		
By the Judges of the Supreme Court, in pursuance of the powers given them by the Act of Parliament 9 Geo. IV., cap. 83, sec. 16; and Act of the Colonial Legislature 4 Victoria, No. 22, sec. 23..	Administering oath of allegiance or office	0 10 6	By Chief Justice Sir Francis Forbes, under the authority of the Act of Parliament 4 Geo. IV., c. 96.	1824.
	On filing articles of clerkship	5 5 0		
	On filing assignments of articles	1 1 0		
	Affixing seal of Court to any commission or document	0 10 6		
	Every certificate under hand of a Judge	0 5 0		
	Ditto under hand of Prothonotary or Chief Clerk	0 2 6		
	Every oath administered, whether in Court or by a Commissioner or Judge	0 1 0		
	And for marking exhibits attached to any affidavit (each such exhibit an additional sum of)	0 0 6		
	On reference to the Prothonotary, Chief Clerk, or any Commissioner. For each attendance not exceeding two hours	1 1 0		
	For every additional hour	0 5 0		
	For his report or award thereon	1 1 0		
	The like where very special	2 2 0		
	Every examination of a witness or other person (including taking down and certifying the same):—The like fees. If required to attend at any other than his own office or residence (over and above his actual and necessary travelling expenses) an additional	0 10 6		
	Every recognizance, of whatever kind	0 5 0		
	For each name beyond the first	0 2 6		
	For every office search	0 1 0		
	The like (judgments), and additional fee for every term beyond the first	0 0 4		
	For every Judge's summons	0 1 0		
	If with stay of proceedings	0 2 6		
	Entering case in clerk's list	0 1 0		
	For Judge's order for special bailiff, or the issue of any writ of execution	0 1 0		
	Order to plead double, or for examination of witnesses	0 1 0		
	In other cases	0 2 6		
	Filing affidavits in Chambers	0 0 6		
	For rule of Court	0 5 0		
	Taxing costs, whether in actions or between attorney and client	0 5 0		
	If exceeding one hour	0 7 6		
	Where the bill exceeds thirty folios, for every thirty folios above the first thirty	0 5 0		
	Taxing interlocutory costs	0 2 6		
	Appointment to tax or compute in any matter	0 1 0		
	Filing declaration, demurrer, or pleading; affidavit not in Chambers, or bill of costs; return to any writ, or paper, or writing not specified	0 1 0		
	Filing notice of motion for new trial, nonsuit, or in arrest of judgment; or return to any special writ	0 2 6		
	Entering any case or matter in the Prothonotary's paper, including demurrers, rules nisi, new trial applications, special cases, appeals and applications, or motions, or any writ of certiorari, extent, habeas corpus, quo warranto, or mandamus	0 2 6		
	All office copies, per folio of 72 words (and for certifying any such copy, 1s.)	0 0 4		
	Writ of habeas corpus	0 5 0		
	Every other writ (not being in action)	0 10 0		
	Mesne process in an action (including the writ of scire facias)	0 5 0		
	Every subpœna	0 2 6		
	Any other writ issuing in an action	0 5 0		
	Entering appearance	0 3 6		
	On putting in special bail	0 5 0		
	Filing exception to bail	0 2 6		
	On justifying bail	0 5 0		
	Withdrawing any pleading	0 5 0		
	Entering cause for assessment on trial	0 10 0		
	Entering every verdict, or judgment of nonsuit	0 2 0		
	On præcipe for any judgment by default	0 5 0		
	Signing judgment after verdict	0 10 0		
	Ditto in other cases	0 5 0		
	Ditto on warrant of attorney	0 15 0		
	Ditto on old warrant of attorney	1 1 0		
	For recording and indorsing every cognovit or warrant of attorney	0 2 6		
	On money paid into Court, for every sum of 20s.	0 0 3		
	On every trial or assessment of damages, crier, courtkeeper, and tipstaves	0 7 6		
	Every witness sworn on any such trial or assessment (to crier)	0 0 6		
	Every exhibit, at trial or on assessment	0 1 0		
	Taking down evidence on trial, per folio of 72 words	0 1 0		
	Entry of any suggestion on the record	0 2 6		
Act of Council, 10 Vic., No. 10 (Assented to, 30th Oct., 1846)	All Court fees in actions for sums not exceeding £30 are abolished.			

Authority under which levied, or by which legalized.	SPECIFICATION OF FEES—*continued.*		Authority under which originally established.	At what Period.
	SUPREME COURT—*continued.*			
	ECCLESIASTICAL JURISDICTION.			
	FEES PAYABLE TO THE CURATOR OF INTESTATE ESTATES.			
	Intestacies; where effects are collected by authority of the Court:			
		£ s. d.		
	For every order to collect, where effects shall appear to be above £50	0 7 6		
	Where effects shall appear to be £50 or under	0 5 0		
	For every order to pay money, if £10 and under £20	0 2 6		
	If £20 and under £50	0 5 0		
	If £50 and under £100	0 10 0		
	And on every £100 above the first	0 2 6		
Act of Council 11 Vict., No. 24	For every common order	0 2 6		
	For every special order	0 5 0		
	For every office copy, 3d. per folio.			
	On every audit of accounts, including the direction to invest assets, if the amount which shall have been in the Curator's hands be under £20	0 5 0		
	If £20 and under £50	0 7 6		
	If £50 and under £100	0 10 0		
	For every £100 above the first	0 2 6		
	For every other order	0 2 6		
	MEMORANDUM.—The whole of the preceding fees (which are inclusive of all fees and affidavits for filing of the petition and order, the taking of the bond and oath, and every other incidental matter) are paid in each instance on the order, whether in cases of probate, orders to collect, or letters of administration.			
	On all moneys collected by the Curator of Intestate Estates, a commission at the rate of 5 per cent, which is paid into the Colonial Treasury.			
	If collected by an agent, an allowance of 3 per cent. is made out of such commission, as a remuneration for his services.			
	PAYABLE TO THE PROTHONOTARY.			
	Miscellaneous Matters.			
	Office copy of any will, per folio of 72 words	0 0 8		
	The like of pleadings in any ecclesiastical suit, or other matter, per folio	0 0 6		
	Every search	0 1 0	Act of Parliament 4 Geo. IV. cap. 96	1824.
	For every citation, or entering any caveat	0 5 0		
	Entering any appearance	0 2 6		
	Filing every libel, allegation, plea, or answer in any suit	0 5 0		
	On every exhibit annexed to or forming part of any libel, plea, or answer	0 1 0		
	For taking down every account of debt, and reporting upon the same	0 3 0		
Act of Parliament 9 Geo. IV., cap. 83, and Act of the Colonial Legislature, 4 Vict., No. 22	For setting down a cause for hearing	0 10 0		
	Every appointment to proceed before the Registrar in any reference to him	0 2 0		
	Registrar's attendance on every such appointment, per hour; filing every petition or notice of appeal	0 5 0		
	On any order for a feigned issue	0 5 0		
	Exemplification of process in any ecclesiastical matter, per folio	0 0 8		
	Affixing seal of the Court to such exemplification	0 10 6		
	All matters not enumerated, the same fees to be paid as at common law.			
	EQUITABLE JURISDICTION.			
	FEES PAYABLE TO THE MASTER.			
	Every appointment or warrant	0 3 0		
	Every search in any cause or matter pending	0 1 0		
	Search in other cases	0 2 6		
	Certifying any office copy	0 2 6		
	If under five folios	0 1 0		
	Filing any affidavit (whether to be used in Court or before the Master)	0 1 0		
	Filing charge, state of facts, proposals, or similar matter	0 2 0		
	Allowance of any such matter	0 5 0		
	Every certificate not being a "Master's certificate"	0 2 6		
	For amending any pleading	0 10 0		
	Every subpœna and testificandum	0 2 6		
	Each name beyond the first	0 1 0		
	Every other subpœna	0 5 0		
	Every common injunction, or writ of attachment, or fi. fa.	0 10 6		

Authority under which levied, or by which legalized	SPECIFICATION OF FEES—*continued.*	£ s. d.	Authority under which originally established.	At what Period.
	SUPREME COURT—*continued.*			
	EQUITABLE JURISDICTION—*continued.*			
	FEES PAYABLE TO THE MASTER—*continued.*			
Act of Parliament 9 Geo. IV, cap. 83, and Act of the Colonial Legislature 4 Vict., No. 22.. ..	Every special injunction, writ of ne exeat coloniâ, sequestration or writ of assistance	1 1 0		
	Every decree	2 0 0		
	Office copy thereof	1 0 0		
	Every order not being an order of course, or on appeal, or re-hearing	0 10 6		
	Office copy thereof	0 5 0		
	Filing bill or information	0 10 0		
	Filing answer or any pleading	0 5 0		
	Entering appearance, each defendant	0 2 6		
	Setting down a cause	0 10 6		
	Every oath or affirmation	0 1 0		
	On every exhibit to affidavit, or on taking accounts before the Master	0 0 6		
	Every other exhibit	0 1 0		
	On any advertisement	0 5 0		
	Every bond or recognizance	0 10 6		
	Examination of any party or witness, inclusive of oath ..	0 2 6		
	If above one hour..	0 4 0		
	If above two hours	0 5 0		
	Commission in Lunacy	1 1 0		
	Superseding same..	0 10 6		
	Grant of person or estate, or both, including enrolment ..	1 1 0		
	Where value of property exceeds £500..	2 2 0		
	Every revocation, including enrolment	1 1 0		
	In respect of all matters and things not enumerated in the above table, which would in England be done and transacted in the High Court of Chancery, the like fees are in this Court demanded and taken as may lawfully be demanded and taken in the said Court of Chancery.			
Act of Council 16 Vict., No. 13.	For filing a claim..	0 5 0		
	For sealing every writ of summons	0 5 0		
	For filing a caveat	0 2 6		
	For every order on the hearing of a claim, or on further directions	1 0 0		
	For every office copy thereof	0 10 0		
	For every order or hearing exceptions..	0 10 0		
	For every office copy thereof	0 5 0	Act of Parliament 4 Geo. IV, cap. 96	1824.
	For appearances, certificates, &c., and for other orders and office copies, the same fees as are now received by the Master in Equity..			
By the Judges, under the authority of the Act of Council, 17 Vict., No. 7 ..	For every summons in Chambers	0 2 6		
	For every order in Chambers	0 7 6		
	For entering appearance, each defendant	0 1 0		
	COMMON LAW AND GENERAL JURISDICTION.			
	FEES PAYABLE TO THE SHERIFF.			
Act of Parliament 9 Geo. IV, cap. 83, and Act of the Colonial Legislature 4 Vict., No. 22..	For the service of a summons (besides mileage to bailiff), each defendant	0 5 0		
	Fee to cover postage (each writ requiring to be sent by post)	0 0 6		
	On caption of any defendant, under ca. re.	0 10 6		
	Service of foreign attachment (besides mileage to bailiff), each garnishee	0 5 0		
	On every bail bond	0 5 0		
	Assignment of bail bond	0 5 0		
	Where a view shall be had—summoning a jury within five miles	0 3 6		
	If a greater distance	0 5 0		
	Receiving and entering every writ of execution	0 1 0		
	On every warrant..	0 1 0		
	The like for special warrant	0 2 6		
	Receiving and entering every order of suspension of any writ	0 2 6		
	On every enlargement of return	0 1 0		
	Executing every writ of fi. fa., ca. sa., or Judge's warrant, 5 per cent. on the first £100, and 2½ per cent. above that			
	Executing every writ of habere facias, the like on the amount of rent or annual value.			
	Office copy of any document, per folio of 72 words	0 0 4		
	For every office search, or inspection of any document ..	0 1 0		
	Attending every inquisition (in lunacy, or as to property, &c.)	1 1 0		
	On every warrant in replevin	0 5 0		
	Executing process of attachment	1 1 0		

Authority under which levied, or by which legalized.	SPECIFICATION OF FEES—*continued.*	£ s. d.	Authority under which originally established.	At what Period.
	SUPREME COURT—*continued.*			
	COMMON LAW AND GENERAL JURISDICTION—*continued.*			
	FEES PAYABLE TO THE SHERIFF—*continued.*			
Act of Council 11 Vict., No. 20	On assessment of damages	1 0 0	Act of Council 8 Vict., No. 4	2 Aug., 1844.
	On each case of trial by Jury:—			
	Jury of four	2 0 0		
	Special Jury of twelve	6 0 0		
	Common Jury of twelve	3 0 0		
	The above fees, together with the amount of all fines on jurors, form a fund in the hands of the Sheriff, for paying the expense of civil jurors.			
	FEES TAKEN BY THE PROTHONOTARY.			
	Bills of Sale.			
Act of Council 19 Vict., No. 2 (18 July, 1855).	For searching the registers or bills of sale, for every search against one person	0 0 6	19 Vict., No. 2	18 July, 1855.
	And for every search of index to the said registers, by the person requiring the information	0 1 0		
	For filing and entering every bill of sale, or a copy thereof	0 2 6		
	SHERIFF'S OFFICE.			
	FEES RECEIVED BY THE UNDER SHERIFF.			
	Attending a view within five miles of Sheriff's Office	1 1 0		
	Ditto at a greater distance	2 2 0		
	Mileage	0 1 0		
	Drawing and inserting every advertisement	0 5 0		
	BAILIFF'S FEES.			
	GENERAL JURISDICTION.			
	Mileage or service of summons, and for executing any writ (out only)	0 0 9		
	But if defendant served at same time with two writs, each writ, per mile	0 0 6		
	Or if with more than two writs, each writ, per mile	0 0 4		
	Ditto, conveying any party to gaol, per mile	0 0 9		
	Possession money, per diem	0 4 0		
	Caption fee, each person taken	0 10 6		
	EQUITABLE JURISDICTION.			
Act of Parliament 9 Geo. IV., cap. 83, and Act of the Colonial Legislature 4 Vict., No. 22	Arrest upon any warrant or attachment	0 5 0	Act of Parliament 4 Geo. IV., cap. 96	1824.
	Producing a person at the bar of the Court	0 2 6		
	Travelling expenses per mile (out only)	0 0 9		
	COMMISSIONERS OF THE SUPREME COURT FOR TAKING AFFIDAVITS OR RECOGNIZANCES AND ACKNOWLEDGMENTS.			
	Every oath administered in the country	0 2 0		
	Ditto in town	0 1 0		
	And for marking exhibits attached to any affidavit (each such exhibit an additional sum of)	0 0 6		
	Every oath not being at his own office or residence	0 5 0		
	Ditto if above a mile beyond the Commissioner's residence (over and above his actual and necessary travelling expenses)	1 1 0		
	Every examination of a witness, or other person (including taking down and certifying the same), for each attendance not exceeding two hours	1 1 0		
	For every additional hour	0 5 0		
	If required to attend at any other than his own office or residence (over and above his actual and necessary travelling expenses) an additional	0 10 6		
	Every recognizance, of whatever kind	0 5 0		
	For each name beyond the first	0 2 6		
	For executing any writ of trial or inquiry, including summoning of assessors	2 2 0		

Authority under which levied, or by which legalized.	SPECIFICATION OF FEES—*continued.*	£ s. d.	Authority under which originally established.	At what Period.
	SUPREME COURT—*continued.*			
	DIVORCE AND MATRIMONIAL CAUSES COURT.			
	SCALE OF FEES—to be taken in the Registrar's Office.			
	Filing.			
	Every petition	0 5 0		
	Every answer, reply, or other pleading or statement in nature of a pleading	0 5 0		
	Every application for order for protection, or for discharging of any such order	0 5 0		
	Engrossment of proceedings on parchment	0 5 0		
	Every præcipe, citation, affidavit, appearance, address, notice, or other document not herein specially provided for	0 1 0		
	Entering.			
	Appearance	0 2 6		
	Address	0 2 6		
	Decrees and orders, per folio	0 0 6		
	Issue of Writs, &c.			
	Signing and sealing every citation	0 5 0		
	Every subpœna	0 5 0		
	Every writ of fieri facias attachment, or other writ not herein specially provided for	0 5 0		
	Sealing copy petition	0 5 0		
	Affixing seal of Court to any commission or other document	1 0 0		
	Decrees and Orders.			
	For every decree	1 0 0		
	For every order of the Court	0 10 6		
	Settling.			
	Every advertisement	0 5 0		
	Perusing and settling every settlement or deed connected therewith, if not exceeding thirty folios	1 0 0		
	Exceeding thirty and not exceeding fifty folios	1 10 0		
	Exceeding fifty and not exceeding one hundred folios	2 10 0		
Judge of the Court, in pursuance of power vested in him by the 44th section of the Act 36 Vic. No. 9.	Exceeding one hundred folios	3 0 0	Act 36 Vic. No. 9	8 July, 1873.
	Examining engrossment with draft affidavit not exceeding fifteen folios	0 3 4		
	If exceeding fifteen folios, then for every fifteen folios	0 3 4		
	Settling every bond, recognizance, or other deed or document not herein specially provided for, per folio	0 0 6		
	Signing approval	0 5 0		
	Oaths and Exhibits.			
	For each oath administered	0 1 6		
	Signing each exhibit	0 0 6		
	MEMO.—The like fees to be taken by Commissioners for taking Affidavits.			
	Miscellaneous.			
	For setting down cause for hearing	0 10 0		
	For setting down motion or other application	0 5 0		
	Every office search	0 1 0		
	If same exceed half an hour	0 2 6		
	Receiving or handing over exhibits or other documents deposited, and comparing same with schedule	0 5 0		
	Posting every notice	0 1 0		
	Office copy, per folio	0 0 6		
	Certified copy, per folio	0 0 9		
	Every warrant	0 3 0		
	Taxing costs. 2½ per cent. on the amount allowed.			
	For every other proceeding not herein specially provided for, the same fees as for the like or analogous proceeding in Equity.			
	FEES—to be taken in Judge's Chambers.			
	For every summons	0 2 0		
	For every order thereon	0 3 0		
	For filing every affidavit	0 1 0		
	MEMO.—All affidavits filed with the Associate, and used before the Judge in Chambers, are to be forwarded by the Associate to the Registrar forthwith, after the application to which they relate shall have been disposed of.			
	For any other proceeding or business not above specifically provided for, the same fees as for like or analogous proceedings at Common Law or in Equity, as the case may be.			

Authority under which levied, or by which legalized.	SPECIFICATION OF FEES—*continued.*		Authority under which originally established.	At what Period.
	COURT OF INSOLVENCY.			
	FEES TAKEN BY THE CHIEF COMMISSIONER AND OTHERS IN INSOLVENT ESTATE PROCEEDINGS.			
	CHIEF COMMISSIONER.	s. d.		
Act of Council 7 Vict., No. 19 (21 Dec., 1843, and 25 Vict., No. 8)	Upon filing every petition by a person surrendering his estate as insolvent, including the Chief Commissioner's order thereon, where the assets shall appear not to exceed £100	2 6	By the Judges of the Supreme Court, under the authority of the Act of the Colonial Legislature, 5 Vict., No. 17. See Rules and Orders of the Supreme Court, published in the *New South Wales Government Gazette*, dated	4 Jan., 1842.
	When above that amount	5 0		
	For drawing and inserting each advertisement, besides the expenses paid for advertising, when required to be done by him	2 6		
	Upon receiving and filing every petition against a person having committed an act of insolvency	5 0		
	For every affidavit used therewith	1 0		
	For the Chief Commissioner's order thereon	5 0		
	For every summons of debtor to show cause	5 0		
	For every examination taken on the hearing, per folio of ninety words	0 4		
	For every person examined or document exhibited	1 0		
	For making up and recording the judgment thereon	5 0		
	For taxing costs in any case (same as in the Supreme Court Office).			
	For making every necessary application and report to the Court, or a Judge, or the Chief Commissioner, and minute of the order thereon	2 6		
	For every warrant of attachment of movable property	2 6		
	For every summons for the attendance of a person to give evidence or be examined	5 0		
	For every certified extract from, or copy of proceedings relating to, insolvent estates, of less than ninety words	2 6		
	And above that number, per folio	0 4		
	For every inspection of proceedings in each estate not exceeding half an hour	1 0		
	For every summons or other process for procuring the attendance of any person before the Court, or any Judge, or before the Chief Commissioner (same as in the Supreme Court Office in similar cases).			
	CHIEF AND OTHER COMMISSIONERS.			
	For presiding at meeting of creditors, in estates under £100 assets	15 0	7 Vict., No. 19.	
	For presiding at any meeting of creditors, per diem	15 0		
	For every proof of debt, to be paid by the person offering it ..	1 0		
	For swearing every affidavit, by the party sworn	1 0		
	For every affidavit, filed by the party using it	1 0		
	For every person examined, by the party producing him	1 0		
	For making up the minutes, and reporting when necessary the proceedings at any meetings of creditors	5 0		
	For every warrant for apprehension of insolvent	5 0		
	For every warrant of commitment of any person	7 6		
	MESSENGERS' FEES.			
	For making every attachment of person or property (the same as now paid for service of civil process of the Supreme Court, and mileage).			
	For making inventory and notice, and report to Commissioner ..	2 6		
	Copy of ditto	2 6		
	SHERIFF'S FEE.			
	For registering every order for sequestration, and delivering to Chief Commissioner	1 0		

Authoity under which levied, or by which legalized.	SPECIFICATION OF FEES—*continued.*	Authority under which originally established.	At what Period.

FEES TAKEN BY THE REGISTRARS OF THE SEVERAL DISTRICT COURTS.

	In cases not exceeding £5.	In cases not exceeding £10.	In cases not exceeding £30.	In cases not exceeding £100.	In all other cases except those tried by consent under section 9 of District Courts Act of 1858.	In all cases tried by consent under section 9 of District Courts Act of 1858.
	£ s. d.	£ s. d.	£ s. d.	£ s. d.	£ s. d.	£ s. d.
For filing every plaint, issuing summons, and other proceedings to judgment ..	0 3 6	0 6 0	0 10 0	1 0 0	1 0 0	1 0 0
For issuing every subpœna	0 1 0	0 1 0	0 1 0	0 1 0	0 1 0	0 1 0
For issuing every writ of execution ..	0 2 0	0 2 6	0 5 0	0 5 0	0 7 6	0 7 6
Bailiff's notice of execution	0 1 0	0 1 0	0 1 0	0 1 0	0 2 0	0 2 0
For issuing *Ca. Sa.* summons	0 1 0	0 1 0	0 2 6	0 5 0	0 5 0	0 5 0
For every certificate of judgment ..	0 2 6	0 2 6	0 2 6	0 2 6	0 3 6	0 3 6
For filing every notice of appeal	.....	.....	.....	0 5 0	0 5 0	0 5 0
For issuing every instalment form ..	0 1 0	0 1 0	0 1 0	0 1 0	0 1 0	0 1 0
For filing every notice of defence, special defence, or plea	0 1 0	0 1 0	0 1 0	0 2 0	0 2 0	0 2 0
For filing every confession	0 1 0	0 1 0	0 1 0	0 2 0	0 2 0	0 2 0
For swearing every affidavit	0 1 0	0 1 0	0 1 0	0 1 0	0 1 0	0 1 0
For filing every affidavit	0 1 0	0 1 0	0 1 0	0 1 0	0 1 0	0 1 0
For every appointment to tax	0 2 6	0 2 6	0 2 6	0 3 6	0 3 6	0 3 6
For every copy of execution against lands	0 2 6	0 2 6	0 2 6	0 3 6	0 3 6	0 3 6
For every search	0 0 6	0 0 6	0 0 6	0 0 6	0 0 6	0 0 6
For every copy	0 0 6	0 0 6	0 0 6	0 0 6	0 0 6	0 0 6
For every summons to show cause in interlocutory matter	0 1 0	0 1 0	0 1 0	0 1 0	0 2 0	0 2 0
For every order	0 1 0	0 1 0	0 1 0	0 1 0	0 2 0	0 2 0
For every writ of attachment	0 2 6	0 2 6	0 2 6	0 3 6	0 3 6	0 3 6
For every Jury demand	....	....	2 0 0	2 0 0	2 0 0	2 0 0

Governor & Executive Council, 27 Jan., 1871, & 23 Mar., 1871 (under Act 22 Vict., No. 18.) — 22 Vict., No. 18.. — 12 Nov., 1858.

GOVERNMENT PRINTING OFFICE.

"GOVERNMENT GAZETTE."

To Subscribers, £1 10s. per annum; single copies for current year, 1s each, and 1d. additional per copy for every back year.

By Notice in the *Govt. Gazette*, dated 6 Jan., 1860, and by Colonial Treasurer, 19 July, 1871. — Governor, by Notice in *Govt. Gazette*, and Colonial Treasurer .. .. — 6 Jan., 1860. / 19 July, 1871.

ADVERTISEMENTS.

At the rate of 3s. for the first eight lines (or under), and 3d. for every additional line.

PARLIAMENTARY PAPERS.

To Subscribers, £2 10s. per Session .. ..

Separate copies of Bills, Acts, &c., at the rate of 3d. per sheet of four pages, up to four sheets; and 1d. for every sheet, or portion of a sheet, beyond four sheets.

By Colonial Treasurer, 3 July, 1863 .. — By Colonial Treasurer .. .. — 4 Jan., 1861.

POUNDKEEPERS.

For each animal described, 1s. .. ..

By Notice in the *Govt. Gazette*, dated 15 Dec., 1865 .. .. — Ditto .. .. — 27 Oct., 1865.

Authority under which levied, or by which legalized.	SPECIFICATION OF FEES—*continued.*		Authority under which originally established.	At what Period.
	CORONERS.			
Act of Council, 6 Geo. IV, No. 20 (1 Nov., 1825)		s. d.	Govt. Order ..	6 March, 1822.
	Upon every inquisition taken upon view of the body slain, of the goods and chattels of him that is the slayer and murderer, if he have any	13 4		
	For every inquisition not taken upon view of a body dying in gaol, which shall be duly taken	20 0		
	And also, for every mile he shall be compelled to travel from the place of his usual abode to take such inquisition (to be paid from the Colonial Treasury) where no fee shall be paid	0 9		
	And for every inquisition taken on view of the body dying in prison, he shall be paid as much as the Judge of the Criminal Court shall allow, not exceeding	20 0		
	STORAGE OF GUNPOWDER.			
Act of Council 7 Wm. IV, No. 7, and 16 Vict., No. 47.. ..	To 31 JULY.	s. d.	7 Wm. IV, No. 7	3 July, 1828.
	For each and every barrel or package containing 50 lbs. of Gunpowder and upwards, for any period not exceeding six weeks	1 0		
	Do. do. above six weeks—per week ..	0 2		
	For each and every barrel containing less than 50 lbs., for any period not exceeding six weeks	0 6		
	Do. do. above six weeks—per week ..	0 1		
His Excellency the Governor and Executive Council (31 July, 1874) ..	FROM 1 AUGUST.			
	For each and every barrel or package containing upwards of 50 lbs. of Gunpowder, for any period not exceeding six weeks	0 6		
	Do. do. above six weeks—per week ..	0 1		
	For each and every barrel or package containing 50 lbs. of Gunpowder and under, for any period not exceeding six weeks	0 3		
	Do. do. above six weeks—per week ..	0 0½		
	CATTLE EXPORT ACT.			
27 Vict., No. 9 (14 April, 1864)	For every head of cattle examined, 1s.		27 Vict., No. 9 ..	14 April, 1864.
	SHEEP DISEASE PREVENTION ACT.		3 Wm. IV, No. 5	31 Aug., 1832.
			5 Wm. IV, No. 19	28 Oct., 1834.
			6 Wm. IV, No. 10	9 Oct., 1835.
			2 Vict., No. 12 ..	29 Aug., 1838.
			3 Vict., No. 27 ..	9 June, 1840.
			5 Vict., No. 22 ..	26 May, 1842.
			8 Vict., No. 3 ..	1 Aug., 1844.
			9 Vict., No. 10 ..	27 Oct., 1845.
Proclamation, dated 5 Feb., 1874	Owner of every 1,000 sheep, or portion of 1,000 sheep, per annum, 10s (No contribution payable by any owner whose sheep do not exceed 500.		10 Vict., No. 8..	30 Oct., 1846.
			17 Vict., No. 27..	24 Oct., 1853.
			18 Vict., No. 26..	18 Nov., 1854.
			19 Vict., No. 27..	22 Nov., 1855.
			22 Vict., No. 10..	7 Oct., 1858.
			24 Vict., No. 9..	26 Mar., 1861.
			27 Vict., No. 3..	22 Sept., 1863.
			27 Vict., No. 6..	18 Jan., 1864.
			29 Vict., No. 13..	27 Dec., 1865.
			30 Vict., No. 16..	6 Dec., 1866.
	GLEBE ISLAND ABATTOIR.			
By Act of Council 14 Vic., No. 36, and Orders and Regulations of 3 Dec., 1864	SLAUGHTERING FEES—(Reserved Abattoir).	s. d.	14 Vict., No. 36..	22 Aug., 1860.
	For every ox, cow, bull, heifer, or steer (including an Inspection Fee of 3d.)	1 0	And Orders and Regulations of	22 Aug., 1860.
	For every calf (including inspection fee)	0 6		1 June, 1861.
	For every sheep or lamb	0 1½		
	For every head of swine	0 6		
	INSPECTION FEE—(Leased Abattoir).			
	For each head of horned cattle slaughtered	0 3		
	INSPECTORS OF SLAUGHTER-HOUSES AND OF CATTLE INTENDED FOR SLAUGHTER.			
	IN THE SEVERAL TOWNS THROUGHOUT THE COLONY TO WHICH THE PROVISIONS OF THE ACT OF COUNCIL 5 WM. IV, NO. 1, HAVE BEEN EXTENDED.			
Act of Council 5 Wm. IV, No. 1 (4 July, 1834)..	For the inspection of each and every head of cattle intended to be slaughtered for sale	s. d. 0 3	Govt. Order ..	20 May, 1811.
			Acts of Council—	
			11 Geo. IV, No. 4	15 Mar., 1830.
			2 Wm. IV, No. 15	15 Mar., 1832.

Authority under which levied, or by which legalized.	SPECIFICATION OF FEES—*continued.*		Authority under which originally established.	At what Period.
	INSPECTORS OF WEIGHTS AND MEASURES			
	FOR EXAMINING, COMPARING, AND STAMPING ALL WEIGHTS AND MEASURES WITHIN THEIR RESPECTIVE JURISDICTIONS.			
		Brass Weights. / Iron or other Metal Weights except Brass.		
		s. d. / s. d.		
	½ cwt. .. .. each	0 9 / 0 3		
	¼ „ .. .. „	0 6 / 0 2		
	Stone .. .. „	0 4 / 0 1		
	Under a stone to 1 lb. inclusive .. .. .. „	0 1 /		
	Under a stone .. .. „	.... / 0 0½		
	Under 1 lb... .. .. „	0 0½ /		
	Set of 1 lb and under .. .. „	0 2 / 0 2		
	WOODEN MEASURES.			
Act of Council 16 Vic., No. 34 (21 Dec., 1852).	Bushel .. .. each	0 3	Act of Council 3 Wm. IV, No. 4	24 Aug., 1832.
	½ „ .. .. „	0 2		
	Peck, and all under .. .. „	0 1		
	Yard .. .. „	0 0½		
	COPPER OR OTHER METAL MEASURES OF CAPACITY OF LIQUIDS.			
	5 gallons .. .. each	1 0		
	4 „ .. .. „	0 9		
	3 „ .. .. „	0 6		
	2 „ .. .. „	0 4		
	1 „ .. .. „	0 2		
	½ „ .. .. „	0 1		
	1 quart and under .. .. „	0 0½		
	DRUNKARDS PUNISHMENT ACT.			
Act of the Parliament of New South Wales, 30 Vict., No. 5 (24 Sept., 1866).	Any person found drunk in any highway, street, road, or public place, liable, on conviction, to a fine or penalty not exceeding twenty shillings.		30 Vict., No. 5..	24 Sept., 1866.
	Drunk and disorderly persons, on conviction, liable to a fine or penalty not exceeding forty shillings.			
	CLERKS AT POLICE OFFICES AND PETTY SESSIONS, AND CLERKS OF MAGISTRATES ACTING SINGLY.			
		s. d.		
	Summons, copy and serving	2 6		
	Subpœna, not including more than four names	1 6		
	Copies of subpœnas to serve, each	0 4		
	Drawing affidavits and informations in cases within the jurisdiction of the Magistrates, not exceeding one folio of 72 words ..	1 0		
	For every additional folio	0 8		
	Swearing the same	1 0		
Act of Council, 4 Wm. IV, No. 5 (16 July, 1833).	Swearing any other affidavits, affidavits for military and naval pensions excepted	1 0	Proclamation ..	28 Oct, 1824.
	Warrants to apprehend, in cases not felonious	2 6		
	Recognizance, and notices of the nature thereof	5 0		
	Warrant to distrain under Penal Acts	2 6		
	Order of a Justice or Justices..	1 0		
	Drawing any other document required in the discharge of the police duties not enumerated above, per folio of 72 words ..	0 8		
	Copy of proceedings, per folio of 72 words	0 4		
	For copies of depositions to a prisoner committed to take his trial, per folio of 90 words..	0 1½		
Act of Council, 16 Vic., No. 34.	For every weight or measure compared with the standards in their possession	0 3	Act of Council 4 Wm. IV. No. 4	24 Aug., 1832.

Authority under which levied, or by which legalized.	SPECIFICATION OF FEES—*continued.*		Authority under which originally established.	At what Period.
	REGISTRATION OF DOGS.			
	PAYABLE ANNUALLY.	s. d.		
Act of Council 6 Wm. IV, No. 4 (25 Aug., 1835)	For one dog, if only one be kept	1 0	Act of Council, 11 G. IV, No. 8	14 April, 1830.
	For each dog, if two only be kept	2 0		
	For each dog, if three only be kept	2 6	Act of Council, 2 W. IV, No. 8	29 Feb., 1832.
	For every dog above three	5 0		
	For copy of Registration, or of any particulars thereof	0 6		
	During the last six months of the year, half the above fees only.			
	IMPOUNDING.			
	RATES OF DAMAGE TO BE CHARGED FOR TRESPASS.			
		In any paddock of grass enclosed by a sufficient fence. / In any garden, uncut meadow, or growing crop of any kind enclosed by a sufficient fence.		
		s. d. / s. d.		
	For every horse, mare, gelding, colt, filly, ass, mule, bull, cow, ox, heifer, steer, calf	1 0 / 4 0		
	For every ram, ewe, sheep, or lamb	0 1 / 0 4		
	For every goat / For every pig	2 0 / 6 0		
	Entire horses and bulls above the age of one year, each £5. (In addition to authorized poundage fees.)			
†Act of the Parliament of New South Wales, 29 Vict., No. 2. 20 June, 1865.*	RATES OF MILEAGE FOR DRIVING OR TAKING ANIMALS TO THE POUND.		Government Order	21 Sept., 1811.
*Came into operation, 1 July, 1865		Per Mile.	Acts of Council—	
† Amended by Act, 32 Vict., No. 11, 30 Mar., 1869	Every horse, mare, gelding, bull, cow, ox, heifer, steer, calf	For the first, 3d., and for every other trespassing and impounded at the same time, ½d.	4 Wm. IV, No. 3	12 July, 1833.
	Every 100 rams, ewes, sheep, or lambs, or under that number	6d. for the first, 1d. for every hundred or portion of a hundred above that number.	19 Vict., No. 36.	18 Dec., 1855.
	Every goat	£ s. d. 0 0 0½		
	Every pig	0 1 0		

NOTE.—The term "cattle" to include bulls, cows, oxen, heifers, steers, and calves.
The term "horses" to include horses, mares, geldings, colts and fillies, asses, mules, and foals.
The term "sheep" to include rams, ewes, wethers, and lambs.
The term "animal" to include cattle, horses, sheep, goats, and swine, whether one or more.

ACCOUNTS, WEIGHTS, AND MEASURES.

No. 120.

Accounts kept in	Weights.	Measures.
Pounds, Shillings, and Pence.	The Weights in use are the Standard Imperial Weights of Great Britain as regulated by the Act of Council 16 Victoria, No. 34. By this Act, Gold, Silver, Platina, Diamonds, or other Precious Stones, are to be sold by Troy Weight, and Drugs, when sold by retail, may be sold by Apothecaries' Weight.	The Measures in use are the Standard Imperial Measures of Great Britain, as regulated by the Act of Council 16 Victoria, No. 34.

COURSE OF EXCHANGE.

No. 121.—RETURN showing the Rate, per Cent. per Annum Discount on Local Bills, and the Rate of Exchange on Bills on London, in the Year 1874.

Banks.	Period.		Rate per Cent. per Annum Discount on Local Bills.								Rate of Exchange on Bills on London at 60 days' sight.			
	From	To	Under 60 days' Currency.	Under 65 days' Currency.	From 60 to 90 days' Currency.	From 65 to 95 days' Currency.	Under 95 days' Currency.	From 95 to 125 days' Currency.	Above 90 days' Currency.	Above 95 days' Currency.	Above 125 days' Currency.	Maximum Purchase Rate.	Minimum Purchase Rate.	Maximum Selling Rate.	Minimum Selling Rate.
New South Wales	1 Jan...	31 Dec..	...	6	...	7	...	8	...	...	9	¼ disc.	¾ disc.	1 prem.	½ prem.
Commercial ...	do ...	do ...	...	...	...	...	6	7	...	...	8	¼ disc.	¾ disc.	1 prem.	½ prem.
Australasia ...	do ...	do ...	...	6	...	7	...	...	...	8 & 9	...	½ disc.	¼ disc.	1 prem.	¼ prem.
Union of Australia	do ...	do ...	...	...	...	...	6 & 7	8	...	...	9	¾ disc.	¼ disc.	1 prem.	½ prem.
Australian Joint Stock ...	do ...	do ...	...	5 & 6	...	6 & 7	...	...	...	7, 8, 9	...	¼ disc.	¾ disc.	1 prem.	½ prem.
London Chartered	do ...	do ...	...	6	...	7	...	...	...	8 & 9	...	½ disc.	¾ disc.	1 prem.	½ prem.
English, Scottish, & Australian Chartered	do ...	do ...	...	6	...	7	...	8	...	...	9	1¼ disc.	¼ prem.	1 prem.	¼ prem.
Oriental Bank Corporation ...	do ...	do ...	...	...	...	...	7	8	...	...	9	¼ disc.	¾ disc.	¾ prem.	½ prem.
City	do ...	do ...	6	...	7	...	...	...	8	...	...	¼ disc.	¾ disc.	1 prem.	½ prem.
Mercantile ...	do ...	do ...	...	5 to 6	...	7	...	...	...	8	...	¾ disc.	par.	1 prem.	½ prem.

RATES OF INTEREST.

No. 122.—RETURN showing the RATES OF INTEREST allowed to DEPOSITORS by the BANKS in the Year 1874.

BANKS.	Period.		Rates of Interest allowed on Deposits for		
	From	To	3 Months.	6 Months.	12 Months.
Bank of New South Wales	1 January ...	31 December...	3	3½	4
Commercial Bank	do. ...	do. ...	3	3½	4
Bank of Australasia	do. ...	do. ...	3	3½	4 to 5
Union Bank of Australia	do. ...	do. ...	3	3½	4
Australian Joint Stock Bank	do. ...	do. ...	3	3, 3½, & 4	4, 4½, & 5
London Chartered Bank	do. ...	do. ...	3	3½	4 to 5
English, Scottish, and Australian Chartered Bank	do. ...	do. ...	3 & 3½	3¼ & 4	4 & 4½
Oriental Chartered Bank	do. ...	do. ...	3 & 3½	3 & 4	4 & 5
City Bank	do. ...	do. ...	3	3½	4
Mercantile	do. ...	do. ...	3	4	4½ & 5

COIN AND BULLION.

No. 123.—RETURN showing the Amount of COIN and BULLION in the Mint, Colonial Treasury, and the Banks in the Colony, on 31st December, 1874.

	On 31st December.			Average of the Year.		
	British Coin and Australian Sovereigns.	Bullion Gold.	Total.	British Coin and Australian Sovereigns.	Bullion Gold.	Total.
	£ s. d.	£ s. d.	£ s. d.	£ s. d.	£ s. d.	£ s. d.
In the Mint	65 0 0	*136,904 8 3	136,969 8 3	.....	.....	.....
In the Colonial Treasury ...	.....	.....	.....	.....	.....	.....
Banks. New South Wales ...	636,793 6 4	68,609 12 9	705,402 19 1	860,885 11 8	138,673 13 1	999,559 4 9
Commercial	689,882 19 10	11,617 10 0	701,500 9 10	588,036 17 2	9,547 6 11	597,584 4 1
Australasia	96,215 16 11	.....	96,215 16 11	104,549 8 11	.....	104,549 8 11
Union of Australia ...	70,056 14 10	.....	70,056 14 10	118,282 3 1	712 3 11	118,994 7 0
Australian Joint Stock ...	327,010 2 11	7,471 10 6	334,481 13 5	254,160 2 9	18,396 19 8	272,557 2 5
London Chartered ...	35,208 6 3	.....	35,208 6 3	40,047 1 2	.....	40,047 1 2
English, Scottish, and Australian Chartered ...	†46,593 4 7	.....	46,593 4 7	54,222 16 2	.....	54,222 16 2
Oriental Bank Corporation	111,000 0 0	14,512 13 9	125,512 13 9	141,497 15 11	13,832 1 9	155,329 17 8
City	177,971 11 6	.....	177,971 11 6	92,357 15 3	11,092 3 3	103,449 18 6
Mercantile	92,621 0 2	.....	92,621 0 2	68,232 13 10	.....	68,232 13 10
GENERAL TOTAL £	2,283,418 3 4	239,115 15 3	2,522,533 18 7	2,322,272 5 11	192,254 8 7	2,514,526 14 6

* Includes £2,307 2s. 9d., lying in the Mint on 31 December, 1874, but not passed through the Books on that date. † On 28 December.

COIN AND BULLION—*continued.*

No. 124.—DECENNIAL RETURN showing the Amount of COIN and BULLION in the Branch Royal Mint and the Banks, on 31st December in each Year.

Year.	Branch Royal Mint.		Banks.		Total.	Increase on previous Year.	Decrease on previous Year.
	Coin.	Bullion.	Coin.	Bullion.			
	£ s. d.	£ s. d.	£ s. d.	£ s. d.	£ s. d.	£ s. d.	£ s. d.
1865	.....	37,459 12 3	1,228,449 16 2	120,801 0 2	1,386,710 8 7	172,802 13 11	.....
1866	240 0 0	18,635 10 2	1,259,150 6 0	78,750 17 2	1,356,776 13 4	.....	29,933 15 3
1867	524 5 10	28,209 13 9	1,708,536 8 2	44,547 3 5	1,781,817 11 2	425,040 17 10	.....
1868	.....	43,949 5 9	2,224,268 15 0	111,698 3 2	2,379,916 3 11	598,098 12 9	.....
1869	.....	48,675 16 11	1,305,789 15 4	37,778 5 10	1,392,243 18 1	.....	987,672 5 10
1870	.....	24,703 4 8	1,352,842 10 8	70,366 12 10	1,447,912 8 2	55,668 10 1	.....
1871	.....	41,937 8 10	2,413,131 16 6 *12 0 0	67,306 12 7	2,522,387 17 11	1,074,475 9 9	.....
1872	790 0 0	86,271 8 0	2,693,154 5 9	72,831 10 11	2,853,047 4 8	330,659 6 9	.....
1873	804 0 0	98,694 18 4	1,970,074 11 8	39,202 19 8	2,108,776 9 8	.....	744,270 15 0
1874	65 0 0	136,904 8 3	2,283,353 3 4	102,211 7 0	2,522,533 18 7	413,757 8 11	.....

* In the Colonial Treasury.

COINS IN CIRCULATION.

No. 125.

The Coins in circulation are the Coins of Great Britain, and the Sovereigns and Half-sovereigns coined at the Sydney Branch of the Royal Mint and the Melbourne Branch of the Royal Mint, all of which are current at their sterling value.

AMOUNT OF PAPER CURRENCY IN CIRCULATION.

No. 126.—RETURN showing the Amount of NOTES of the several Banks in Circulation on 31st December, 1874.

BANKS.	ON 31 DECEMBER, 1874.	AVERAGE OF THE YEAR.
	£ s. d.	£ s. d.
New South Wales	389,313 0 0	358,108 9 11
Commercial	361,068 10 0	305,837 11 6
Australasia	45,010 0 0	42,730 0 0
Union of Australia	19,590 10 0	16,321 12 9
Australian Joint Stock...	192,193 10 0	164,305 18 1
London Chartered	5,896 0 0	6,028 0 0
English, Scottish, and Australian Chartered	* 27,216 10 0	25,133 17 3
Oriental Bank Corporation	58,902 0 0	51,786 0 0
City	63,654 0 0	32,977 0 0
Mercantile	4,203 0 0	2,410 0 0
TOTAL ... ... £	1,167,047 0 0	1,005,638 9 6

* On 10 December.

BANK LIABILITIES AND ASSETS.

No. 127.—GENERAL ABSTRACT of the Sworn Returns, rendered pursuant to the Act of Council 4th Victoria, No. 13, of the AVERAGE ASSETS and LIABILITIES, and of the CAPITAL and PROFITS, of the undermentioned BANKS of the Colony, for each Quarter of the Year 1874.

BANKS.	LIABILITIES.					ASSETS.							CAPITAL AND PROFITS.			
	Notes in Circulation.	Bills in Circulation.	Balances due to other Banks.	Deposits.	Total Liabilities.	Coin.	Bullion.	Landed Property.	Notes and Bills of other Banks.	Balances due from other Banks.	Notes and Bills discounted, and all other Debts due to the Banks.	Total Assets.	Capital paid up.	Rate per Annum of last Dividend.	Amount of Dividend.	Amount of Reserved Profits at the time of declaring such Dividend.
	£ s. d.	£ s. d.	£ s. d.	£ s. d.	£ s. d.	£ s. d.	£ s. d.	£ s. d.	£ s. d.	£ s. d.	£ s. d.	£. s. d.	£ s. d.		£ s. d.	£ s. d.
								FIRST QUARTER.								
New South Wales.....	359600 13 10	5173 15 2	60190 4 1	4025349 18 11	4450314 12 0	772294 9 5	72210 12 0	53588 9 0	8302 8 9	2326459 2 1	[a]2601302 19 6	5834158 0 9	1000000 0 0	15 ℔ cent.	75000 0 0	333333 6 8
Commercial	305311 0 9	3393 16 1	21978 19 0	2791428 5 5	3122112 1 3	529788 5 5	7431 8 11	53938 15 1	16689 15 5	553828 19 9	[b]2620542 16 6	3782220 1 1	400000 0 0	20 ℔ cent.	40000 0 0	209832 0 1
Australasia.....	43378 15 4	7972 7 1	.....	508594 3 4	559945 5 9	87640 14 0	.....	40930 0 0	779 14 9	.....	411887 6 6	541237 15 3	1200000 0 0	11 ℔ cent.	66000 0 0	330908 10 7
Union of Australia	17092 1 7	4664 16 10	.....	304001 4 4	325758 2 9	118579 13 2	417 13 3	16000 0 0	693 10 9	.....	341567 9 10	477258 7 0	1250000 0 0	14 ℔ cent.	87500 0 0	490508 10 7
Australian Joint Stock	165661 10 9	5217 1 1	10787 10 2	1325013 7 7	1506679 9 7	221902 5 11	16614 14 2	51650 0 0	8119 4 7	436397 12 7	1311603 19 1	2046287 16 4	484656 0 0	8 ℔ ct. and Bonus of 2s. per share.	25444 8 10	42871 16 5
London Chartered of Australia	6128 12 4	369 8 3	69 14 7	221246 1 0	227813 16 2	39548 8 8	.....	20000 0 0	916 10 9	1580 14 8	241808 2 8	303853 16 9	1000000 0 0	8 ℔ cent.	40000 0 0	169104 9 1
English, Scottish, and Australian Chartered	25346 16 2	3210 14 1	2900 3 2	292635 13 9	324093 7 2	61873 3 2	.....	21851 14 5	987 13 10	101 11 6	335917 7 3	420731 10 2	600000 0 0	7 ℔ cent.	21000 0 0	45000 0 0
Oriental Chartered	54272 0 0	5585 15 3	97129 2 7	663170 8 5	820157 6 3	133587 14 2	14686 3 8	26202 6 5	2987 0 0	140242 5 7	720002 14 3	1037708 4 1	1500000 0 0	12 ℔ cent.	90000 0 0	500000 0 0
City	27835 5 5	.....	1480 6 6	556877 7 0	586192 18 11	72227 3 1	9135 12 4	22615 7 8	99 1 6	117767 0 8	655936 2 9	877780 8 0	240000 0 0	8 ℔ cent.	9600 0 0	38033 1 2
Mercantile Bank of Sydney	935 7 8	.....	194 1 7	335544 16 7	336674 5 10	51510 5 5	.....	.....	29 10 2	1920 18 2	4311176 4 5	484636 18 2	120000 0 0	5 ℔ cent. on old capital. 12½ ℔ ct. on new capital.	3900 0 0	9453 1 2
TOTALS.....£	1005562 3 10	35587 13 10	194730 1 8	11023861 6 4	12259741 5 8	2088952 2 5	120496 4 4	306776 12 7	39604 10 6	3578298 5 0	9671745 2 9	15805872 17 7	7794656 0 0	.....	458444 8 10	2169044 15 0
								SECOND QUARTER.								
New South Wales	355316 13 0	3103 13 3	28851 18 11	4139595 17 3	4526868 2 5	987810 17 10	135486 3 10	54841 19 7	9329 0 11	2174033 12 3	[c]2571253 19 6	5932755 13 11	1000000 0 0	15 ℔ cent. and Bonus of 2½ ℔ cent.	87500 0 0	333333 6 8
Commercial	306570 8 6	3281 4 0	29417 13 11	2828253 8 10	3167522 15 3	582646 8 1	6839 16 3	55473 1 6	18743 3 8	511644 13 10	[b]2684087 1 4	3859434 4 8	450000 0 0	20 ℔ cent.	40833 6 8	278345 0 10
Australasia.....	43170 0 0	6881 7 0	.....	501964 0 4	552015 7 4	77615 19 1	.....	40930 0 0	595 5 7	.....	427106 12 8	546247 17 4	1200000 0 0	11 ℔ cent.	66000 0 0	343760 8 8
Union of Australia	16014 13 10	6790 5 11	.....	324630 16 8	347435 16 5	124435 6 10	1475 17 2	16000 0 0	1583 15 2	.....	270517 6 6	414012 5 8	1250000 0 0	14 ℔ cent.	87500 0 0	490508 10 7
Australian Joint Stock..	158328 3 1	7093 7 10	10388 0 1	1289753 16 0	1465563 7 0	233447 13 1	17487 8 3	51790 15 5	8800 13 9	387384 12 4	1305612 14 7	2004523 17 5	484656 0 0	8 ℔ cent. and Bonus of 2s. per share.	25444 8 10	42871 16 5
London Chartered of Australia	6983 3 1	652 10 4	.....	213850 2 0	221485 15 5	39385 0 7	.....	20000 0 0	758 15 5	1750 18 1	277094 7 5	338989 1 6	1000000 0 0	8 ℔ cent. and Bonus of 1 ℔ cent.	50000 0 0	178964 8 9
English, Scottish, and Australian Chartered	25222 11 6	3903 19 7	2243 1 11	285269 18 0	316639 11 0	51998 15 9	.....	21452 19 0	681 4 7	1936 17 6	344074 1 7	420143 18 5	600000 0 0	7 ℔ cent.	21000 0 0	45000 0 0
Oriental Chartered	50480 0 0	2584 3 6	87233 19 3	670898 0 4	811196 3 1	156612 16 5	15179 16 7	26211 0 7	2329 0 0	72011 5 5	745996 2 1	1018340 1 1	1500000 0 0	12 ℔ cent.	90000 0 0	500000 0 0
City	28118 1 6	.....	7827 3 0	530115 7 9	566060 12 3	96798 1 10	7077 15 9	22500 0 0	105 12 3	63214 3 3	671034 6 9	860729 19 10	240000 0 0	8 ℔ cent.	9600 0 0	38033 1 2
Mercantile Bank of Sydney	2057 0 0	.....	1546 18 9	427303 5 2	430907 3 11	54375 10 2	.....	.....	31 16 0	5785 17 0	528727 0 3	588920 3 5	120000 0 0	5 ℔ cent. old capital, 12½ ℔ cent. new capital.	3900 0 0	9453 1 2
TOTALS.....£	992260 14 6	34290 11 5	167508 15 10	11211634 12 4	12405694 14 1	2405126 9 8	183546 17 10	309199 16 1	42958 7 4	3217761 19 8	9825503 12 8	15984097 3 3	7844656 0 0	.....	481777 15 6	2260269 14 3

[a] Government Securities, £111,120 2s. 6d. [b] Including £205,400, average amount of Government Securities held. [c] Including £103,867 4s. 5d. Government Securities.

No. 127.—GENERAL ABSTRACT OF BANK LIABILITIES AND ASSETS—*continued.*

BANKS.	LIABILITIES.					ASSETS.							CAPITAL AND PROFITS.			
	Notes in Circulation.	Bills in Circulation.	Balances due to other Banks.	Deposits.	Total Liabilities.	Coin.	Bullion.	Landed Property.	Notes and Bills of other Banks.	Balances due from other Banks.	Notes and Bills discounted, and all other Debts due to the Banks.	Total Assets.	Capital paid up.	Rate per Annum of last Dividend.	Amount of Dividend.	Amount of Reserved Profits at the time of declaring such Dividend.
	£ s. d.	£ s. d.	£ s. d.	£ s. d.	£ s. d.	£ s. d.	£ s. d.	£ s. d.	£ s. d.	£ s. d.	£ s. d.	£ s. d.	£ sd.		£ s. d.	£ s. d.
THIRD QUARTER.																
New South Wales	349613 4 7	2851 13 1	22695 17 10	4117892 8 4	4493053 3 10	948061 1 1	154599 15 6	56421 9 2	8098 10 0	2268868 10 10	2429515 7 7	5865564 14 2	1000000 0 0	[a] 15 ℔ cent. and Bonus of 2½ ℔ cent.	87500 0 0	333333 6 8
Commercial	294359 12 3	4351 2 2	33971 11 1	2837390 8 6	3170072 14 0	571408 1 11	8970 12 10	59438 10 1	15882 13 2	444644 17 3	[b] 2857204 16 0	3957549 11 3	475000 0 0	20 ℔ cent.	40833 6 8	278345 0 10
Australasia	41324 12 2	5651 17 10	.....	493373 8 6	540349 18 6	121230 11 1	.....	40930 0 0	744 8 3	.....	468872 17 4	631777 16 8	1200000 0 0	11 ℔ cent.	66000 0 0	343760 8 8
Union of Australia.....	15251 6 2	4522 8 11	.....	336769 9 11	356543 5 0	108742 18 9	155 14 5	16000 0 0	788 11 8	.....	247794 2 7	373481 7 5	1250000 0 0	14 ℔ cent.	87500 0 0	492264 0 10
Australian Joint Stock	156480 4 8	5807 19 2	8662 5 7	1298045 5 5	1468995 14 10	268909 13 8	20332 10 9	53340 0 0	11176 16 11	319237 12 4	1349435 3 9	2022431 17 5	434656 0 0	8 ℔ cent. and Bonus of 2s. per share.	25444 8 10	54872 0 7
London Chartered of Australia	5633 6 2	284 13 4	1011 8 3	193138 15 8	200068 3 5	42048 3 7	.....	20000 0 0	997 7 7	1217 19 2	271948 14 8	334212 5 0	1000000 0 0	8 ℔ cent. and Bonus of 1 per cent.	50000 0 0	178964 8 9
English, Scottish, and Australian Chartered	24607 6 11	4175 15 11	2041 14 0	283874 15 10	314699 12 8	52727 3 5	.....	21386 9 10	665 16 11	477 2 0	373828 9 3	449085 1 5	600000 0 0	8 ℔ cent.	24000 0 0	52000 0 0
Oriental	49670 0 0	2838 2 9	90351 15 10	672956 0 3	815815 18 10	155201 18 9	11625 13 9	26240 19 5	2285 0 0	72402 16 5	758850 6 9	1026606 15 1	1500000 0 0	12 ℔ cent.	90000 0 0	500000 0 0
City	31848 1 6	2 19 2	14554 17 7	590879 5 5	637285 3 8	100996 14 2	13329 5 4	22038 9 2	295 8 2	47960 18 2	[c] 743384 2 1	928004 17 1	240000 0 0	8 ℔ cent.	9600 0 0	41316 5 1
Mercantile Bank of Sydney	2837 1 6	.....	136 13 11	531962 4 10	534936 0 3	75980 11 0	.....	.....	36 13 9	7293 5 0	615513 18 4	698824 8 1	120000 0 0	5 ℔ cent. old capital; 12½ ℔ cent. new capital.	4800 0 0	16801 6 3
TOTALS ..... £	971624 15 11	30486 12 4	173426 4 1	11356282 2 8	12531819 15 0	2443306 17 5	209013 12 7	315795 17 8	40971 6 5	3162103 1 2	10116347 18 4	16287538 13 7	7869656 0 0	.....	485677 15 6	2291656 17 8
FOURTH QUARTER.																
New South Wales	367903 8 5	2557 12 3	41125 4 5	4343987 8 8	4755573 13 9	735375 18 2	192398 0 11	60585 16 2	9331 7 8	2471207 16 9	2692505 15 1	6161404 14 9	1000000 0 0	[a] 15 ℔ cent. and Bonus of 2½ ℔ cent	87500 0 0	333333 6 8
Commercial	317109 4 7	5690 14 1	53968 14 5	2896849 3 10	3273617 16 11	668304 13 6	14947 9 8	61123 17 11	16781 10 3	379862 13 1	[d] 2960198 14 11	4101218 19 4	500000 0 0	22 ℔ cent.	50875 0 0	343278 14 0
Australasia	43045 18 6	6656 0 0	.....	513237 14 11	562939 13 5	131710 11 7	.....	40930 0 0	589 8 5	.....	524787 4 3	698017 4 3	1200000 0 0	11 ℔ cent.	66000 0 0	343760 8 8
Union of Australia	16928 9 3	5460 6 2	....	344703 19 5	367092 14 10	121370 13 9	799 11 0	16000 0 0	711 0 3	.....	225451 9 3	364332 14 3	1250000 0 0	14 ℔ cent.	87500 0 0	492264 0 10
Australian Joint Stock	176753 13 9	6203 11 5	6902 9 4	1374259 10 3	1564119 4 9	292380 18 6	19153 5 7	53423 16 11	13641 6 2	325650 2 0	1409761 5 10	2114010 15 0	484656 0 0	8 ℔ cent and Bonus of 2s. per share.	25444 8 10	54872 0 7
London Chartered of Australia	5370 16 11	615 2 3	9 5 6	204247 7 3	210242 11 11	41206 11 10	.....	20000 0 0	805 3 2	974 4 9	264171 19 0	327157 18 9	1000000 0 0	8 ℔ cent.	40000 0 0	169104 12 9
English, Scottish, and Australian Chartered	25358 14 7	4131 13 2	273 6 8	301843 18 0	331607 12 5	50292 2 6	.....	23861 9 9	387 9 3	464 7 0	384550 1 1	459555 9 7	600000 0 0	8 ℔ cent.	24000 0 0	52000 0 0
Oriental Chartered	5272I 0 0	5406 4 11	116152 6 5	688910 16 5	863190 7 9	120588 14 6	13836 13 1	26246 8 1	2240 0 0	116375 17 0	784791 11 3	1064079 3 11	1500000 0 0	12 ℔ cent.	90000 0 0	500000 0 0
City	44107 7 8	71 13 6	13017 4 8	636130 15 2	693327 1 0	99409 1 11	14825 19 6	22000 0 0	806 13 5	61122 3 8	791259 7 7	989423 6 1	240000 0 0	8 ℔ cent.	9600 0 0	41316 5 1
Mercantile Bank of Sydney.....	3810 0 0	.....	51 4 10	580786 19 10	584648 4 8	91054 8 11	.....	.....	159 7 3	12133 16 [c]2	647772 13 0	751120 5 4	120000 0 0	5 ℔ cent. old capital 12½ ℔ cent. new capital.	4800 0 0	16801 6 3
TOTALS ..... £	1053108 13 8	36792 17 9	231499 16 3	11884957 13 9	13206359 1 5	2351693 15 2	255960 19 9	324171 8 10	45453 5 10	3367791 0 5	10685250 1 3	17030320 11 3	7894656 0 0	.....	485719 8 10	2346730 14 10

[a] Equal to dividend of 17½ per cent. per annum.

[b] Including £205,400, average amount of Government Debentures held.

[c] Including £19,592 15s. 8d., average amount of Government Debentures held.

[d] Including £287,128 18s. 6d., average amount of Government Debentures held.

NEW SOUTH WALES SAVINGS' BANK.

No. 128.—RETURN showing the Number of Depositors, Amount of Deposits, Investments, &c., on 31st December, 1874.

	£ s. d.		£ s. d.
Sydney:— Amount at credit of 22,631 Depositors ...	970,528 1 3	Lent on 313 Mortgages, with Interest	334,442 3 1
		Investment in Interminable Debentures, with Interest	25,625 0 0
Country Districts:— Amount at credit of 6,709 Depositors ...	305,373 18 9	Investment in Consolidated Revenue Debentures, with Interest	141,655 0 0
	1,275,902 0 0	Investment in Queensland Consolidated Revenue Debentures, with Interest ...	51,500 0 0
Drafts drawn by Branch Accountants upon the Office in Sydney, and included in their Returns, but not paid on 31st December, 1874	60 1 9	Deposit with the Bank of New South Wales, with Interest	178,170 19 1
		Ditto (Working Account)	58,935 13 5
Amount at the credit of Reserved Fund ...	128,500 0 0	Deposit with Commercial Bank, with Interest	147,325 8 2
		Deposit with City Bank, with Interest ...	118,212 12 9
Depreciation Account...	17,186 8 9	Deposit with Oriental Bank, with Interest ...	75,790 16 5
		Deposit with English, Scottish, and Australian Chartered Bank, with Interest	70,662 9 4
Amount at the credit of Profit and Loss Account, carried to next year to meet future interest	3,061 8 6	Deposit with Mercantile Bank, with Interest	61,235 4 1
		Deposit with Union Bank, with Interest ...	50,000 0 0
		Deposit with Joint Stock Bank with Interest...	45,510 17 11
		Deposit with London Chartered Bank, with Interest	40,513 19 6
		Deposit with Bank of Australasia, with Interest	20,032 17 7
		Permanent Investment Land and Banking House	3,000 0 0
		Cash received from Branch Accountants, after 31st December, 1874, but included in their Returns	2,096 17 8
£	1,424,709 19 0	£	1,424,709 19 0

Rates of Interest charged for money lent on Mortgage, &c. ... ... 6 per cent. per annum.

Rates of Interest paid to Depositors on amounts not exceeding £100 ... ... 5 per cent. per annum.

GOVERNMENT SAVINGS' BANK.

No. 129.—RETURN showing the Names of the various BRANCHES, the Dates of their ESTABLISHMENT, the Number of ACCOUNTS OPENED, the Number of ACCOUNTS CLOSED, and the Total Number and Amount of DEPOSITS and WITHDRAWALS, during the Year 1874; also, the Amount at the Credit of DEPOSITORS on 31st December, 1874.

Name of Branch.	Date of Establishment.	Number of Accounts open at close of 1873.	Number of Accounts opened during 1874.	Number of Accounts closed during 1874.	Number of Accounts remaining open at close of 1874.	Balances on 31 December, 1873.	Total Deposits, including Interest.		Total Withdrawals.		Balances at Credit of Depositors at close of 1874.
							No.	Amount.	No.	Amount.	
						£ s. d.		£ s. d.		£ s. d.	£ s. d.
Sydney (Head Qrs.)	1 Oct., 1871	1,383	1,072	611	1,844	87819 2 9	5014	86705 0 4	2301	59615 2 5	114909 0 8
Aberdeen	11 Dec., "	15	12	3	24	824 18 0	31	663 5 6	9	415 9 4	1072 14 2
Adelong	11 " "	42	37	28	51	328 8 2	123	744 5 5	50	441 11 4	631 2 3
Albury	1 Oct., "	42	36	14	64	686 2 9	160	637 16 9	36	302 10 9	1021 8 9
Araluen	1 Sept., 1872	12	8	10	10	751 0 10	36	276 15 2	20	731 1 6	296 14 6
Armidale	1 Oct., 1871	36	18	10	44	1868 18 2	88	1157 10 8	32	986 12 9	2039 16 1
Ballina	1 Sept., 1872	.....	.....	.....	.....	.....	...	.....	...	.....	.....
Balmain	1 Oct, 1871	77	109	45	141	1494 3 5	656	3356 18 8	153	2029 17 10	2821 4 3
Bathurst	1 " "	133	102	63	172	6695 17 10	460	5119 14 6	189	4914 8 1	6901 4 3
Bega	1 Sept., 1872	47	18	14	51	338 6 0	75	540 17 9	25	113 4 9	765 19 0
Berrima	1 Oct., 1871	38	12	16	34	1209 3 10	69	1168 7 2	30	1088 14 3	1288 16 9
Bombala	11 Dec., "	10	9	2	17	642 5 5	23	312 0 8	5	253 18 2	700 7 11
Botany	1 Sept., 1874	.....	26	.....	26	.....	79	20 4 3	2	0 16 0	19 8 3
Bourke	1 " "	.....	7	1	6	.....	10	76 16 8	1	3 0 2	73 16 6
Braidwood	1 Oct., 1871	62	16	14	64	2915 10 10	111	827 2 5	44	1196 13 6	2545 19 9
Branxton	1 Sept., 1874	.....	5	.....	5	.....	6	19 1 10	...	.....	19 1 10
Bundarra	1 Jan., "	.....	16	2	14	.....	34	45 3 6	2	20 2 0	25 1 6
Burwood	1 Sept., 1872	8	7	3	12	129 13 11	21	384 9 7	6	76 4 5	437 19 1
Camden	1 Oct., 1871	64	54	7	111	3133 15 10	191	1564 16 3	40	715 1 10	3983 10 3
Campbelltown	1 " "	40	20	15	45	1281 19 1	89	1272 2 6	37	654 13 8	1899 7 11
Camperdown	11 Dec., "	.....	.....	.....	.....	.....	...	.....	...	.....	.....
Carcoar	1 Sept., 1872	27	16	14	29	1429 4 5	51	1822 0 0	30	1107 5 7	2143 18 10
Cassilis	1 " "	38	41	8	71	1725 16 8	153	1926 16 11	27	537 2 0	3115 11 7
Cooma	1 Oct., 1871	47	21	14	54	1027 9 10	80	635 8 7	23	449 17 4	1213 1 1
Cow Flat	1 Sept., 1874	.....	12	2	10	.....	26	660 15 1	3	19 11 0	641 4 1
Cowra	1 " 1872	11	10	5	16	215 13 5	30	315 3 9	15	97 10 9	433 6 5
Deniliquin	11 Dec., 1871	24	20	11	33	430 0 8	57	505 2 5	19	296 12 11	638 10 2
Denman	1 Jan., 1874	.....	11	.....	11	.....	33	191 11 3	...	.....	191 11 3
Dubbo	11 Dec., 1871	11	9	10	10	174 4 5	20	121 13 2	14	201 12 7	94 5 0
Dungog	1 Sept., 1874	.....	6	.....	6	.....	11	146 16 7	...	.....	146 16 7
Eden	1 Jan., "	.....	18	3	15	.....	46	211 4 5	7	42 15 8	168 8 9
Fernmount	1 Sept., 1872	25	8	2	31	105 8 7	28	235 1 1	6	38 12 2	301 17 6
Forbes	11 Dec., 1871	51	27	12	66	1938 7 1	111	1342 17 7	33	752 2 5	2529 2 3
Gladstone	1 Sept., 1872	1	6	.....	7	65 8 8	9	393 2 0	1	60 0 0	398 10 8
Glebe	1 Oct., 1871	8	6	2	12	134 9 1	19	120 4 9	2	2 11 9	252 2 1
Glen Innes	1 Sept., 1874	.....	19	3	16	.....	45	247 15 6	5	32 15 0	215 0 6
Gosford	1 " "	.....	2	.....	2	.....	4	85 0 0	...	.....	85 0 0
Goulburn	1 Oct., 1871	100	39	31	108	7015 17 8	253	3547 15 6	105	2131 7 5	8432 5 9
Grafton	1 " "	26	22	10	38	866 1 9	71	953 12 2	22	639 17 9	1179 16 2
Grenfell	15 Jan., 1872	77	25	31	71	2377 10 5	128	1003 11 10	81	1436 1 11	1945 0 4
Gulgong	15 " "	56	58	38	76	2372 13 3	208	2710 3 0	124	2220 19 8	2861 16 7
Gundagai	11 Dec, 1871	15	14	4	25	51 0 1	53	164 11 0	11	58 1 9	157 9 4
Hill End	1 Jan., 1874	.....	102	19	83	.....	251	4195 16 7	70	991 14 3	3204 2 4
Home Rule	1 " "	.....	34	22	12	.....	97	588 12 9	34	385 6 3	203 6 6
Invereli	1 Sept., 1874	.....	21	2	19	.....	27	394 16 4	4	162 4 0	232 12 4
Kiama	1 Oct., 1871	42	23	5	60	1452 2 8	152	1512 12 2	26	539 10 4	2425 4 6
Lambton	1 Sept., 1874	.....	8	.....	8	.....	18	212 10 1	2	80 0 0	132 10 1
Liverpool	1 Oct., 1871	33	39	15	57	814 15 8	192	1187 14 4	58	788 17 4	1213 12 8
Maitland East	1 " "	9	2	3	8	268 12 3	22	98 17 10	6	56 18 3	310 11 10
Maitland West	1 " "	44	14	19	39	3496 2 6	58	1439 7 5	35	2496 1 9	2439 8 2
Merimbula	1 Jan., 1874	.....	22	2	20	.....	94	638 19 1	12	162 17 6	476 1 7
Merriwa	1 Sept., "	.....	.....	.....	.....	.....	...	.....	...	.....	.....
Milton	1 Jan., "	.....	20	2	18	.....	166	241 13 9	3	7 5 10	234 7 11
Molong	1 Oct., 1871	23	12	5	30	594 5 2	45	381 5 9	11	89 18 7	885 12 4
Morpeth	1 " "	56	29	23	62	1850 5 5	118	1349 19 2	46	1103 0 4	2097 4 3
Moruya	1 Jan., 1874	.....	31	7	24	.....	69	666 15 0	17	171 18 10	494 16 2
Mudgee	1 Oct., 1871	56	39	30	65	2025 6 3	234	1307 17 0	64	1596 19 2	1736 4 1
Murrurundi	1 " "	54	49	22	81	2476 9 4	139	1917 1 11	51	1400 2 11	2993 8 4
Muswellbrook	11 Dec., "	39	18	14	43	1231 12 2	95	831 0 1	35	303 17 1	1758 15 2
Nattai	1 Sept., 1872	66	46	20	92	651 10 1	227	1683 6 10	49	405 17 11	1928 19 0
Narrabri	2 June, 1873	23	27	12	38	612 16 0	78	865 14 5	24	544 3 3	934 7 2
Newcastle	1 Oct., 1871	201	303	134	370	8853 16 10	1096	15750 6 10	326	7740 4 2	16863 19 6
Newtown	1 " "	360	226	117	469	3335 0 8	1608	5576 0 0	350	3193 6 7	5717 14 1
Nundle	1 Sept., 1874	.....	21	.....	21	.....	34	93 6 7	...	.....	93 6 7
Orange	11 Dec., 1871	74	54	35	93	2161 7 4	228	1790 17 11	87	1825 5 4	2126 19 11
Oxford-street	11 Aug., 1873	257	548	221	584	6121 9 6	2986	16692 1 10	800	9322 0 0	13491 11 4
Paddington	11 " "	122	156	73	205	1148 6 6	1118	3975 17 3	190	1898 3 9	3226 0 0
Parkes	1 Jan., 1874	.....	67	21	46	.....	155	2528 5 8	43	468 4 7	2060 1 1
Parramatta	1 Oct., 1871	42	51	17	76	967 10 5	321	1842 13 8	75	593 11 2	2216 12 11
Parramatta-street	11 Aug., 1873	86	222	83	225	2290 8 10	1017	7355 19 10	301	4089 18 3	5556 10 5
Penrith	1 Oct., 1871	34	14	5	43	1115 2 7	89	1368 16 8	28	757 5 2	1726 14 1
Picton	1 Sept., 1874	.....	11	1	10	.....	19	319 6 9	1	30 2 0	289 4 9
Port Macquarie	11 Dec., 1871	76	41	11	106	2030 4 0	206	2393 11 9	36	530 13 3	3893 2 6
Pyrmont	1 Oct., "	14	13	8	19	64 12 1	67	276 2 9	26	180 17 4	159 17 6
Queanbeyan	11 Dec., "	12	25	2	35	162 13 0	112	327 11 9	13	93 5 7	396 19 2
Raymond Terrace	1 Sept., 1872	56	23	9	70	1133 9 9	92	1439 11 1	31	678 4 7	1894 16 3
Redfern	1 Oct., 1871	45	37	19	63	1479 9 9	237	1965 11 5	45	955 5 4	2489 15 10
Richmond	11 Dec., "	.....	4	.....	4	.....	8	92 2 10	...	.....	92 2 10
Rydal	1 Jan., 1874	.....	9	1	8	.....	35	204 19 8	2	7 0 3	197 19 5
Rylstone	2 June, 1873	1	13	2	12	30 12 0	22	286 1 8	4	141 4 0	175 9 8
Scone	11 Dec., 1871	11	4	3	12	607 12 5	13	201 7 4	6	458 2 0	350 17 9
Singleton	1 Oct., "	205	51	34	222	4027 16 6	406	2042 19 9	99	1281 7 7	4789 8 8
Sofala	1 Sept., 1874	.....	25	1	24	.....	75	362 9 1	2	60 0 0	302 9 1
Tamworth	11 Dec., 1871	39	44	14	69	927 3 7	159	836 13 6	33	458 10 10	1305 6 3
Tenterfield	1 Sept., 1874	.....	4	1	3	.....	5	76 4 2	1	30 0 0	46 4 2
Terara	1 " 1872	50	44	11	83	1749 4 9	132	2073 6 3	34	623 3 9	3199 7 3
Tweed Junction	1 " 1874	.....	.....	.....	.....	.....	...	.....	...	.....	.....
Ulladulla	1 " 1872	14	1	1	14	333 19 5	14	184 8 9	5	50 0 9	468 7 5
Vegetable Creek	1 " 1874	.....	71	6	65	.....	97	2124 13 6	8	158 4 4	1966 9 2
Wagga Wagga	11 Dec., 1871	51	50	21	80	550 17 7	152	793 10 1	39	324 16 9	1019 10 11
Wallsend	1 Sept., 1874	.....	23	2	21	.....	45	595 1 3	7	92 4 9	502 16 6
Waratah	11 Dec., 1871	20	16	5	31	603 5 2	86	978 6 5	20	415 13 10	1165 17 9
Warialda	1 Sept., 1874	.....	.....	.....	.....	.....	...	.....	...	.....	.....
Waterloo	1 Oct., 1871	42	45	20	67	329 11 8	271	273 15 5	51	298 18 2	304 8 11
Wee Waa	11 Dec., "	30	9	8	31	483 2 4	48	339 17 6	15	108 8 7	714 11 3
Wellington	2 June, 1873	26	8	2	32	1068 18 8	80	532 10 8	13	558 19 4	1042 10 0
West Kempsey	1 Sept., 1874	.....	19	.....	19	.....	32	211 14 8	...	.....	211 14 8
William-street	11 Aug., 1873	157	351	144	364	3499 10 0	2070	10401 10 8	446	5136 7 11	8764 12 9
Windsor	1 Oct., 1871	41	26	14	53	5303 14 7	51	3051 5 5	46	2368 2 4	5986 17 8
Wingham	11 Dec., "	7	5	2	10	154 15 5	20	229 17 3	3	40 6 0	344 6 8
Wollombi	11 " "	11	8	2	17	177 3 0	52	267 4 8	3	50 10 3	393 17 5
Wollongong	1 Oct., "	76	52	26	102	3707 10 6	249	4787 6 7	64	1884 17 3	6609 19 10
Woollahra	8 Feb., 1872	87	34	29	92	838 18 4	349	565 0 9	55	416 14 2	987 4 11
Woonona	11 Dec, 1871	48	33	14	67	2368 18 6	183	1841 5 10	54	758 5 0	3451 19 4
Yass	1 Sept., 1872	39	25	9	55	1388 10 7	103	1559 9 6	40	596 11 3	2351 8 10
Young	11 Dec., 1871	64	50	31	83	1532 10 10	250	1538 12 3	71	1205 18 2	1865 4 11
GENERAL TOTAL		5,369	5,346	2,439	8,276	206069 17 5	25186	241894 13 10	7530	144851 8 4	303113 2 11

NOTE.—Interest allowed to depositors at the rate of 4 per cent. per annum up to £200.

GOLD RECEIVED AND ISSUED AT THE MINT.

No. 130.—RETURN showing the Quantity and Value of GOLD Received and Issued at the BRANCH ROYAL MINT, from its opening on the 14th May, 1855, to the 31st December, 1874, inclusive.

Period.	Gold Dust or Bullion received for Coinage.		Issued.						Revenue.			
			In Coin.			In Bullion.		Total Value of Coin and Bullion.	From Gold the produce of New South Wales.	From Gold the produce of Victoria.	From Gold the produce of New Zealand, Tasmania, California, Queensland, and from other sources.	Total Revenue.
	Weight.	Value.	Sovereigns.	Half-sovereigns.	Total Value of Coin.	Weight.	Value, at £3 17s. 10½d. per oz.					
	ozs.	£ s. d.	No.	No.	£ s. d.	ozs.	£ s. d.	£ s. d.	£ s. d.	£ s. d.	£ s. d.	£ s. d.
1855.—14th May to 31st December	217,589·205	871,300 2 6	502,000	21,000	512,500 0 0	1,221·970	4·758 0 11	517,258 0 11	3,211 14 5	2,193 2 8	2 17 6	5,407 14 7
1856.—1st January to 31st December	239,491·990	939,776 6 5	981,000	478,000	1,220,000 0 0	654·850	2,549 16 5	1,222,549 16 5	8,079 14 0	3,760 2 7	716 8 0	12,556 4 7
1857.—1st January to 31st December	223,215·890	879,181 19 4	499,000	537,000	767,500 0 0	14,889·830	57,977 5 7	825,477 5 7	6,001 11 11	2,940 5 2	1,898 17 9	10,840 14 10
1858.—1st January to 31st December	342,540·530	1,332,034 3 1	1,101,500	483,000	1,343,000 0 0	14,927·920	58,125 11 10	1,401,125 11 10	13,192 12 11	2,908 8 9	2,047 3 7	18,148 5 3
1859.—1st January to 31st December	358,127·000	1,380,402 14 10	1,050,500	341,000	1,221,000 0 0	39,591·620	156,557 5 3	1,377,557 5 3	14,641 9 2	1,289 4 1	3,032 8 0	18,963 1 3
1860.—1st January to 31st December	470,464·300	1,823,637 16 11	1,573,500	156,000	1,651,500 0 0	48,543·520	195,052 9 2	1,846,552 9 2	16,618 6 4	2,869 7 3	2,141 15 9	21,629 9 4
1861.—1st January to 31st December	477,607·470	1,863,632 2 0	1,626,000	186,500	1,719,250 0 0	24,880·005	98,187 0 6	1,817,437 0 6	19,000 16 8	1,163 17 0	2,403 8 3	22,568 1 11
1862.—1st January to 31st December	696,311·580	2,700,452 1 1	2,477,500	.....	2,477,500 0 0	74,995·174	298,191 14 4	2,775,691 14 4	26,805 10 2	1,004 9 8	4,996 18 3	32,806 18 1
1863.—1st January to 31st December	493,332·110	1,908,526 17 6	1,255,500	558,500	1,534,750 0 0	84,549·596	342,212 9 10	1,876,962 9 10	18,555 6 8	1,032 19 8	4,014 6 7	23,602 12 11
1864.—1st January to 31st December	728,019·350	2,878,398 17 10	2,698,500	.....	2,698,500 0 0	44,897·291	182,168 4 3	2,880,668 4 3	14,399 0 10	4,870 18 7	7,625 15 8	26,895 15 1
1865.—1st January to 31st December	598,606·740	2,351,402 0 10	2,130,500	282,000	2,271,500 0 0	21,913·669	88,061 13 9	2,359,561 13 9	14,033 3 9	2,039 13 4	7,737 12 0	23,810 9 1
1866.—1st January to 31st December	739,362·930	2,935,923 7 9	2,911,000	.....	2,911,000 0 0	11,113·931	44,732 8 2	2,955,732 8 2	11,784 13 5	3,423 11 1	9,802 16 4	25,011 0 10
1867.—1st January to 31st December	629,721·990	2,501,368 19 9	2,370,000	62,000	2,401,000 0 0	22,666·213	91,853 15 3	2,492,853 15 3	10,099 15 4	2,218 1 2	7,852 10 6	20,170 7 0
1868.—1st January to 31st December	605,806·840	2,359,525 10 1	2,319,000	.....	2,319,000 0 0	6,581·244	26,728 8 1	2,345,728 8 1	8,946 19 1	686 5 8	9,884 0 11	19,517 5 8
1869.—1st January to 31st December	346,003·940	1,323,487 8 3	1,202,000	154,000	1,279,000 0 0	9,936·444	40,388 2 2	1,319,388 2 2	6,601 13 1	2 11 5	8,684 1 9	15,288 6 3
1870.—1st January to 31st December	317,527·960	1,218,730 4 8	1,220,000	.....	1,220,000 0 0	5,983·456	23,298 1 9	1,243,298 1 9	4,607 8 11	395 1 8	6,557 2 11	11,559 13 6
1871.—1st January to 31st December	778,627·290	2,887,601 16 5	2,814,000	.....	2,814,000 0 0	14,489·542	56,418 13 1	2,870,418 13 1	7,316 18 3	1,936 18 2	9,633 18 4	18,887 14 9
1872.—1st January to 31st December	558,342·450	2,063,774 12 10	1,815,000	356,000	1,993,000 0 0	25,355·527	98,728 2 1	2,091,728 2 1	9,539 19 5	388 2 0	7,861 3 2	17,789 4 7
1873.—1st January to 31st December	436,624·910	1,611,940 17 1	1,478,000	.....	1,478,000 0 0	13,088·428	50,963 1 5	1,528,963 1 5	7,234 10 10	.....	5,152 7 11	12,386 18 9
1874.—1st January to 31st December	*551,046·650	2,073,666 19 11	1,899,000	252,000	2,025,000 0 0	2,982·124	11,611 12 8	2,036,611 12 8	6,725 6 9	1 1 9	7,387 19 8	14,114 8 2
Grand Total	9,808,371·125	37,904,764 19 1	33,923,500	3,867,000	35,857,000 0 0	483,262·354	1,928,563 16 6	37,785,563 16 6	227,396 11 11	35,124 1 8	109,433 12 10	371,954 6 5

* Countries from which Imported—

		Quantity. ozs.	Value. £ s. d.
1874	New South Wales	233,216·59	895,147 10 3
	Victoria	51·04	203 6 7
	New Zealand	23,369·27	86,936 4 1
	Queensland	293,554·16	1,088,612 6 3
	South Australia	75·99	267 3 0
	New Caledonia	443·99	1,214 16 0
	Coin	335·70	1,285 13 9
		551,046·65	2,073,666 19 11

RAILWAYS.

No. 131.—RETURN showing the Earnings and Expenditure of the Great Southern, Western, Richmond, and Great Northern Railways, during the Year 1874.

Lines and Months.	Total Length of Lines in Miles.	Number of Passengers carried.																Amount for Coaching.	Rents and Miscellaneous Receipts.	Total.	Tonnage of Goods.	Amount for Goods.	Total Earnings.	Expenditure for Working Expenses.	Net Earnings.	Excess of Expenditure over Earnings.
		Season-ticket Holders.										Other Passengers.					General Total.									
		Monthly.		Quarterly.		Half-yearly.		Yearly.		Total.		Total No. of Passengers.	First Class.		Second Class.		Total.									
		1st Class	2nd Class	1st Class	2nd Class	1st Class	2nd Class	1st Class	2nd Class	1st Class	2nd Class		Single	Return	Single.	Return										
SOUTHERN—																		£ s. d.	£ s. d.	£ s. d.	tons cwt. q. lbs.	£ s. d.	£ s. d.	£ s. d.	£ s. d.	£ s. d.
January	135½	1867	6324	1798	6262	1613	2624	3162	1984	8432	17174	25606	2036⅔	4314½	9013⅞	22864½	38229⅔	63835⅔	7663 6 3	40 2 5	7703 8 8	4336 14 0 26	9437 15 1	17141 3 9	3036 10 10	14104 12 11	
February		1008	6440	1792	5712	1624	2744	2856	2016	7280	16912	24192	1369¾	4043	6265⅝	19760½	31439	55631	5887 8 9	92 1 11	5979 10 8	4610 17 2 6	8037 8 1	14016 18 9	7879 19 1	6136 19 8	
March		1612	7936	2418	6386	1798	3162	3100	2356	8928	19840	28768	1661	4654	7094½	22751	36160½	64028¼	6100 8 6	131 11 5	6231 19 11	5346 17 2 15	8369 4 2	14601 4 1	8328 2 3	6273 1 10	
April		1740	6480	2220	6300	1860	3360	2940	2160	8760	18300	27060	3516¼	3457	13652½	20173	40708⅔	67858¾	8700 8 9	148 6 1	8848 14 10	4942 1 0 26	8202 7 10	17051 2 8	9638 0 5	7413 2 3	
May		1550	7874	2108	7130	2046	3286	2976	2356	8680	20646	29326	1763	4832½	8022	26039⅔	40657	69983	6291 4 2	475 7 3	6766 11 5	5238 16 3 24	7897 6 9	14663 18 2	8524 2 8	6139 15 6	
June		1620	7140	1803	7260	2100	3000	2880	2340	8400	19740	28140	1496	4571	6489½	21208⅔	33765	61905	5683 11 2	54 8 8	5737 19 10	5185 14 1 6	8293 14 9	14031 14 7	8097 2 6	5934 12 1	
July		1240	9114	2438	8742	2108	4402	3100	2542	8866	24800	33666	1797	5030	7488	26652	40967	74633	5737 19 2	47 11 1	5785 10 3	6196 1 3 23	9666 15 1	15392 5 4	8447 7 0	6944 18 4	
August		1240	10106	2914	10788	2232	4650	3162	2604	9548	28148	37696	1671	5428	7659	29332	44090	81786	6081 18 6	59 2 4	6141 0 10	6370 14 3 0	9346 9 5	15487 10 3	8134 3 3	7353 7 0	
September		1620	10920	2940	11160	1980	4920	3120	2520	9660	29520	39180	1759	5264	8447	27968	43438	82618	6084 12 4	43 12 2	6128 4 6	6345 1 1 12	9382 8 8	15510 13 2	8581 14 2	6928 19 0	
October		1736	11036	3224	11718	1860	5084	3224	2790	10044	30628	40672	1891	5306	8092	31718	47007	87679	6545 15 7	82 16 7	6628 12 2	7365 18 1 0	11551 5 9	18179 17 11	8464 19 4	9714 18 7	
November		2340	11100	2760	10260	1860	5220	3240	3120	10200	29700	39900	1838	4788	8803	28368	43797	83697	6180 5 2	40 2 3	6220 7 5	6208 10 1 16	11492 17 5	17713 4 10	8315 8 9	9397 16 1	
December		2728	10912	2604	10044	1736	5332	3410	3348	10478	29636	40114	2907	5246	13298	29402	50853	90967	8221 17 8	152 1 5	8373 19 1	5972 16 2 9	12507 2 6	20881 1 7	12741 14 1	8139 7 6	
Total	135½	20294	105382	28996	101762	22816	47764	37170	30136	109276	283044	394320	23795⅔	56924	104324⅓	306237	491201½	885521⅓	79178 16 0	1367 3 7	80545 19 7	68120 5 0 23	114124 15 6	194670 15 1	100189 4 4	94481 10 9	
WESTERN—																										
January	127	372	868	558	620	...	124	...	62	930	1674	2604	1537½	1968	6286½	9600	19392	21996	5322 13 2	22 7 6	5345 0 8	10515 18 0 5	10128 7 4	15473 8 0	2096 16 2	13376 11 10	
February		448	672	448	448	...	112	...	56	896	1288	2184	1146½	1592	4486½	7898	15123	17307	4366 16 11	95 1 10	4461 18 9	10089 8 1 23	9345 1 11	13807 0 8	5543 13 9	8263 6 11	
March		434	1054	434	496	...	124	...	62	869	1736	2604	1256¾	1873	4465⅝	8827	16421¾	19025⅜	4445 13 5	87 15 2	4533 8 7	11715 1 1 22	9217 4 2	13750 12 9	5663 16 0	8086 16 9	
April		420	960	420	420	...	120	...	60	840	1560	2400	2592½	1570½	8719½	8860	21743	24143	6750 14 10	125 8 3	6876 3 1	11411 18 3 15	9790 14 8	16666 17 9	6549 8 3	10117 9 6	
May		434	1240	496	434	...	124	...	62	930	1860	2790	1167½	1856	5050½	8112½	16186¼	18976¼	4393 18 7	468 3 10	4862 2 5	12706 19 1 17	9427 8 5	14289 10 10	6211 15 10	8077 15 0	
June		420	1380	540	480	...	120	...	60	960	2040	3000	983	1714	3937½	8311⅓	14946	17946	3916 9 3	32 15 11	3949 5 2	14244 16 1 7	9277 3 4	13226 8 6	6258 16 1	6967 12 5	
July		620	1240	558	558	...	62	...	124	1178	1984	3162	1062	1918	4205	8548	15733	18895	3669 11 4	33 7 5	3702 18 9	14396 11 1 2	9037 14 9	12740 13 6	6002 3 10	6738 9 8	
August		496	1240	620	682	...	62	62	124	1178	2108	3286	934	1976	3901	9048	15859	19145	3407 9 6	59 11 4	3467 0 10	14939 5 0 9	10371 12 0	13838 12 10	5534 10 6	8304 2 4	
September		420	960	600	720	...	60	60	120	1080	1860	2940	1150	1920	4909	8142	16121	19061	3703 14 9	46 14 8	3750 9 5	13742 15 2 18	9115 13 7	12866 3 0	5537 11 8	7328 11 4	
October		558	1116	620	992	...	62	62	124	1240	2294	3534	1214	2106	4622	9714	17656	21190	4212 18 11	66 18 1	4279 17 0	13385 10 0 21	12402 15 3	16682 12 3	5533 5 11	11149 6 4	
November		480	840	720	1140	...	60	60	120	1260	2160	3420	1352	1786	4813	8414	16365	19785	3801 8 5	24 8 5	3825 16 10	11591 9 2 23	13641 1 0	17466 17 10	5523 18 7	11942 19 3	
December		496	1178	744	1116	...	62	62	124	1302	2480	3782	1938	1950	8087	8868	20893	24675	5887 14 3	79 4 8	5966 18 11	11718 9 0 11	13671 2 7	19638 1 6	8093 4 9	11544 16 9	
Total	127	5593	12748	6758	8106	...	1092	306	1098	12662	23044	35706	16383¼	22223½	63483¼	104343	206439	242145	53879 3 4	1141 17 1	55021 0 5	150458 3 2 5	125425 19 0	180446 19 5	68549 1 4	111897 18 1	
RICHMOND—																										
January	16	...	...	...	...	...	...	...	...	...	...	.....	262½	356½	1211⅛	2319⅜	4149¼	4149¾	319 11 1	2 12 1	322 3 2	1689 6 3 8	253 18 7	576 1 9	208 13 9	367 8 0	
February		...	...	...	...	...	...	...	...	...	...	.....	210½	286	781½	1365	2643½	2643½	239 0 8	2 19 1	241 19 9	1736 17 1 12	270 2 5	512 2 2	616 13 11	.....	104 11 9
March		...	62	...	...	...	...	...	...	...	62	62	276	346	1020¾	1652	3294¼	3356¼	292 2 6	2 15 2	294 17 8	2292 14 0 14	285 1 11	579 19 7	620 17 0	.....	40 17 5
April		...	...	...	...	...	...	...	...	...	...	.....	481½	232	1914⅝	1732	4360	4360	404 14 10	2 15 1	407 9 11	2087 1 1 16	294 5 3	701 15 2	657 4 1	44 11 1	
May		...	...	...	...	62	...	...	...	62	62	124	227½	243	1002½	1530⅜	3003⅜	3065¾	275 19 4	2 12 1	278 11 5	2581 1 0 0	334 0 2	612 17 7	605 12 6	7 5 1	
June		...	60	...	...	60	...	...	...	120	120	240	136¾	249	758	1334	2477¾	2597¼	227 1 1	2 15 2	229 16 3	2478 5 2 0	350 13 1	580 9 4	640 19 2	.....	60 9 10
July		...	62	...	...	62	...	...	...	124	124	248	228	296	861	1544	2929	3053	259 9 0	2 18 1	262 7 1	2308 3 3 7	324 9 11	586 17 0	643 6 9	.....	56 9 9
August		...	62	...	...	62	...	...	...	124	124	248	385	886	1411	5774	8456	8580	534 10 4	2 15 1	537 5 5	2344 16 2 10	267 4 2	804 9 7	881 2 4	.....	76 12 9
September		...	60	...	...	60	...	...	...	120	120	240	259	212	1028	1414	2913	3033	271 16 3	2 15 2	274 11 5	2498 4 1 21	263 14 0	538 5 5	661 11 3	.....	123 5 10
October		...	186	...	...	62	...	...	...	248	248	496	254	208	995	1672	3129	3377	276 4 4	2 15 1	278 19 5	2494 13 3 22	338 8 4	617 7 9	621 12 9	.....	4 5 0
November		...	60	...	...	...	...	...	...	...	60	60	193	200	890	1372	2655	2715	245 1 3	2 15 1	247 16 4	1698 9 3 23	248 5 9	496 2 1	601 11 7	.....	105 9 6
December		...	62	...	...	...	...	...	...	...	62	62	405	404	2246	5030	8085	8147	557 1 7	2 14 2	559 15 9	1537 0 3 20	267 2 8	826 18 5	876 13 11	.....	49 15 6
Total	16	...	614	...	...	...	368	...	...	...	982	982	3318½	3918½	14119⅓	26739	48095⅜	49077⅜	3902 12 3	33 1 4	3935 13 7	25746 15 3 13	3497 12 3	7433 5 10	7635 19 0	419 4 2	621 17 4
NORTHERN—																										
January	123	...	62	124	744	...	310	62	124	186	1240	1426	1371	1169	9857½	18387	30714⅔	32140¼	3846 16 2	37 6 2	3884 2 4	57599 18 3 8	7257 5 9	11141 8 1	1647 19 6	9493 8 7	
February		...	112	112	616	...	392	112	168	224	1288	1512	952⅛	1335	7875⅓	12336	22499	24011	3473 3 11	80 2 9	3553 6 8	57839 11 2 10	7655 12 9	11208 19 5	7586 16 8	3622 2 9	
March		...	310	62	1054	...	496	124	186	186	2046	2232	1356½	1511	11210	13742	27819⅔	30051⅓	3843 7 0	66 13 6	3910 0 6	68689 11 2 14	8452 8 7	12362 9 1	6068 4 7	6294 4 6	
April		...	120	120	600	...	420	120	180	240	1320	1560	1882	1128	12361	15210	30581	32141	4702 13 9	63 17 10	4766 11 7	61747 8 3 17	7728 12 0	12495 3 7	6283 7 10	6211 15 9	
May		...	310	124	682	...	496	124	186	248	1674	1922	1446	1349	9533⅓	17065	29393½	31315⅔	4049 11 9	49 17 11	4099 9 8	65897 11 1 7	7796 18 8	11896 8 4	7815 3 9	4081 4 7	
June		...	360	120	360	...	420	120	180	240	1320	1560	1171½	1331	8588½	12002	23093	24653	3562 7 4	28 13 1	3591 0 5	72143 7 2 14	7291 1 0	10882 1 5	6667 1 8	4214 19 9	
July		...	310	124	310	...	372	186	186	310	1178	1488	1243	1424	9580	12375	24622	26110	3516 11 11	115 14 5	3632 6 4	82456 1 3 7	8129 5 11	11761 12 3	6764 14 3	4996 18 0	
August		...	682	124	434	...	372	186	186	310	1674	1984	1490½	1607	9921	19830	32848½	34832½	4339 3 3	121 2 2	4460 5 5	76995 16 3 3	8280 18 7	12741 4 0	6795 4 11	5945 19 1	
September		...	780	120	540	...	360	180	120	300	1800	2100	1409	1377	11339	12760	26885	28985	3917 8 0	80 5 6	3997 13 6	80358 7 1 2	9389 11 10	13387 5 4	7632 14 9	5754 10 7	
October		62	868	124	868	...	434	186	124	372	2294	2666	1396	1632	10577	14662	28267	30933	3912 15 8	89 9 10	4002 5 6	76084 2 2 3	10947 5 11	14949 11 5	6859 5 5	8090 6 0	
November		60	480	120	780	...	360	180	120	360	1740	2100	1388½	1617	10341½	16135	29482	31582	3873 14 9	323 7 1	4197 1 10	68607 12 1 18	11557 8 9	15754 10 7	7096 0 9	8658 9 10	
December		124	310	124	744	...	372	186	124	434	1550	1984	2023	1283	15285⅓	14969	33560⅓	35544½	4832 17 9	165 1 5	4997 19 2	63323 6 3 5	10445 12 0	15443 11 2	10112 8 0	5331 3 2	
Total	123	245	4704	1398	7732	...	4804	1766	1884	3410	19124	22534	17059⅚	16763	126470	179473	339765⅔	362299⅔	47870 11 3	1221 11 8	49092 2 11	831742 17 1 24	104932 1 9	154024 4 8	81329 2 1	72695 2 7	
GENERAL TOTAL	401½	26138	123418	37152	117690	22816	54028	39242	33118	125318	328191	453542	60467¼	99845	308397⅚	616792	1085501⅜	1539043⅞	184831 2 10	3763 13 8	188594 16 6	1076068 2 0 9	347980 8 6	536575 5 0	257703 6 9 Less ... 621 17 4	279493 15 7 278871 18 3	621 17 4

RAILWAYS—*continued.*

No. 132.—DECENNIAL RETURN showing the EARNINGS and EXPENDITURE of the different Lines of Railway.

Year.	Number of Lines	Average Number of Miles open for Traffic.	Number of Passengers carried.							Amount for Coaching.	Rents and Miscellaneous Receipts.	Total.	Tonnage for Goods.	Amount for Goods.	Total Earnings.	Total Amount for Working Expenses.
			First Class.		Second Class.		Season-ticket Holders.		Total.							
			Single.	Return.	Single.	Return.	First Class. Return.	Second Class. Return.								
										£ s. d.	£ s. d.	£ s. d.	tons cwt. q. lbs.	£ s. d.	£ s. d.	£ s. d.
1865	4	143	35886	22335	360950	332416	.....	.....	751587	83319 14 1	9663 17 10	92983 11 11	416707 4 0 27	73048 8 4	166032 0 3	108926 3 1
1866	4	143	26367	25062	268051	348850	.....	.....	668330	78300 10 5	7335 3 3	85635 18 8	500937 3 0 25	82899 0 10	168534 14 6	106337 2 3
1867	4	175	21113	13035	181071½	194060½	.....	.....	409280	83200 14 1	4363 2 0	87563 16 1	517021 19 2 24	101508 7 1	189072 3 2	117324 2 5
1868	4	225	28505½	37446	237328	411284	.....	.....	714563½	94944 10 6	4463 12 2	99408 2 8	596513 2 0 18	124950 10 11	224358 13 7	144080 4 9
1869	4	279	32408½	44065	238354	444808	69090	154338	983063½	106092 12 6	3334 9 3	109427 1 9	714113 16 3 25	155547 17 3	264974 19 0	176362 2 4
1870	4	329	34043½	48756½	234408	459499½	82194	198466	1057367½	109850 12 2	8003 4 1	117853 16 3	766523 1 3 15	189288 7 7	307142 3 10	206003 1 10
1871	4	350	38042½	55603½	247391½	418024½	89996	218628	1067686½	125881 7 1	3613 18 11	129495 6 0	741984 9 1 24	225826 11 0	355321 17 0	197065 9 11
1872	4	384	48366½	63899	240244	401401½	83338	191076	1028324½	159844 16 9	4115 12 7	163960 9 4	825359 19 2 22	261028 10 8	424989 0 0	207917 14 10
1873	4	397	53373½	76440	260627½	485162	105492	232928	1214022½	172637 19 5	5578 7 9	178216 7 2	926894 19 0 23	306019 11 1	484235 18 3	238034 14 5
1874	4	398	60467½	99845	308397½	616792	125348	328194	1539043½	184831 2 10	3763 13 8	188594 16 6	1076068 2 0 9	347980 8 6	536575 5 0	257703 6 9

NOTE.—Previous to 1869 the Season-ticket-holders were not included in the Returns.

ELECTRIC TELEGRAPHS.

No. 133.—RETURN showing the Number and Value of TELEGRAMS from each Station in the Colony in the Year 1874; also, the Length of Wire, and Cost of Construction, &c.

Stations.	Messages.	Amount.	Stations—*contd.*	Messages.	Amount.
	No.	£ s. d.		No.	£ s. d.
Sydney	153,096	15,744 17 4	Wentworth	12,112	298 2 6
Suburban	8,222	545 8 2	South Head	453	22 1 1
Albury	57,835	572 12 6	Penrith	1,474	89 4 1
Glen Innes	5,284	407 6 3	Mount Victoria	389	24 3 10
Inverell	4,121	350 15 6	Wallerawang	1,820	83 13 7
Grafton	8,883	695 0 1	Bathurst	10,098	704 7 5
Rocky Mouth	1,130	77 4 4	Carcoar	2,004	160 12 11
Ulmarra	1,816	115 2 10	Cowra	1,235	80 7 7
Casino	2,831	243 5 11	Sofala	787	49 5 9
Lawrence	1,227	81 7 9	Hill End	3,348	231 16 7
Palmer's Island	150	9 1 5	Mudgee	7,275	548 13 3
Tenterfield	46,065	329 6 2	Gulgong	5,175	401 1 0
Orange	4,988	357 2 10	Wellington	2,335	171 17 2
Forbes	5,882	436 16 10	Dubbo	4,506	340 14 6
Grenfell	3,426	234 2 8	Coolah	1,181	83 14 7
Young	6,383	546 10 9	Tambaroora	114	8 9 0
Wagga Wagga	9,988	1,030 7 8	Cassilis	837	64 12 10
Urana	1,192	117 9 8	Merriwa	1,154	82 18 8
Jerilderie	1,194	109 6 1	Blacktown	207	11 8 8
Deniliquin	11,450	561 1 10	Bowenfels	457	25 5 9
Hay	5,565	617 15 2	Raglan	1,426	84 12 9
Moama	843	71 6 6	Tarana	89	5 2 3
Moulamein	794	78 1 1	Blue Mountain	41	1 14 0
Balranald	1,740	175 18 2	Richmond	2,027	129 15 2
Euston	576	57 14 8	Windsor	2,233	143 18 2

ELECTRIC TELEGRAPHS—*continued.*

No. 133.—RETURN showing the Number and Value of TELEGRAMS, &c.—*continued.*

Stations—*contd.*	Messages.	Amount.	Stations—*contd.*	Messages.	Amount.
	No.	£ s. d.		No.	£ s. d.
Wiseman's Ferry	260	14 18 5	Berrima...	581	37 19 1
Wollombi	215	16 9 4	Moss Vale	828	52 10 6
West Maitland...	11,251	768 6 4	Marulan	234	15 0 6
East Maitland	2,942	201 2 3	Parramatta	3,331	207 9 5
Morpeth	1,941	125 10 7	Campbelltown	1,325	81 3 3
Raymond Terrace	965	60 16 10	Wollongong	3,131	170 17 8
Nelson's Bay	564	26 14 8	Kiama	2,767	181 0 3
Newcastle	24,003	1,874 12 6	Terrara	1,242	89 16 1
Dungog	556	36 10 4	Braidwood	2,425	177 15 5
Paterson	374	25 9 8	Araluen	752	47 0 1
Clarence Town...	434	27 15 3	Moruya	1,376	86 17 9
Singleton	3,497	227 5 0	Queanbeyan	2,582	205 19 8
Muswellbrook	2,971	183 10 3	Eden	1,565	108 11 7
Scone	1,121	71 4 8	Merimbula	1,635	92 17 5
Denman	835	61 14 3	Bega	3,335	255 10 11
Murrurundi	5,306	339 10 5	Cooma	4,098	375 17 11
Tamworth	5,781	454 0 11	Nimitybelle	881	61 6 0
Gunnedah	2,731	211 4 5	Bombala	4,343	366 19 1
Boggabri	1,085	85 5 8	Goulburn	9,279	634 6 2
Narrabri	2,757	202 4 4	Yass	5,324	385 15 11
Wee Waa	758	54 17 7	Burrowa	1,981	155 8 2
Pilliga	803	60 7 6	Gundagai	2,213	170 15 0
Walgett...	1,785	150 7 8	Adelong...	2,724	188 12 1
Brewarrina	2,540	230 16 0	Tumut	2,870	217 19 11
Bourke	5,089	642 7 9	Kyamba	232	15 8 2
Bendemeer	905	59 4 10	Germantown	778	63 1 10
Bundarra	526	42 8 0	Corowa	1,172	104 1 6
Uralla	982	64 7 9	Kiandra...	470	36 1 3
Armidale	5,534	425 6 11	Anvil Creek	264	19 7 10
West Kempsey...	2,836	216 13 11	Wallabadah	308	21 9 10
Port Macquarie	1,765	117 13 3		569,001	39,379 19 2
Redfern...	2,164	129 2 7	British Australian Telegrams...	1,325	18,756 4 4
Liverpool	934	57 3 9	Balances on Intercolonial and Guaranteed Business ...	.....	1,684 13 2
Picton	391	22 13 0			
Nattai	896	52 7 1	GENERAL TOTAL	570,326	59,820 16 8

NOTE.—Number of Miles of Wire, 7,449; Cost of Construction, £238,129 14s. 6d.

No. 134.—DECENNIAL RETURN showing the Number and Value of TELEGRAMS; also, Number of MILES of WIRE and Cost of CONSTRUCTION.

Year.	No. of Stations.	No. of Telegrams.	Receipts.			No. of Miles of Wire.	Cost of Construction.
			Amount for Telegrams.	Balance on Intercolonial Business and Guaranteed Lines, &c	Total.		
			£ s. d.	£ s. d.	£ s. d.		£ s. d.
1865	55	138,785	29,769 1 10	1,593 3 7	31,362 5 5	2,989	145,446 4 11
1866	63	143,523	30,698 7 7	1,591 13 2	32,290 0 9	3,346	153,211 8 2
1867	67	130,447	28,179 0 10	2,117 18 3	30,296 19 1	3,567	160,796 6 9
1868	77	132,872	27,908 2 2	2,909 13 9	30,817 15 11	4,385	169,949 16 0
1869	83	145,370	30,150 7 6	2,624 8 5	32,774 15 11	5,053	189,145 0 11
1870	86	173,812	28,550 4 8	3,487 14 2	32,037 18 10	5,247	195,544 15 7
1871	89	218,530	29,019 16 11	3,644 16 0	32,664 12 11	5,579	199,245 4 6
1872	92	336,065	47,691 1 9	1,904 10 4	49,595 12 1	6,114	212,255 9 8
1873	105	365,360	57,280 4 2	4,544 6 3	61,824 10 5	6,521	218,361 6 0
1874	115	570,326	58,136 3 6	1,684 13 2	59,820 16 8	7,449	238,129 14 6

POST OFFICES, LETTERS, &c.

No. 135.—DECENNIAL RETURN showing the Number of POST OFFICES, &c., and of LETTERS, NEWSPAPERS, PETITIONS, &c., passing through the GENERAL POST OFFICE.

Year.	Number of Post Offices.	Number of Persons employed.	Number of Miles travelled by Mail conveyance.	Extent of Postal Lines in Miles.	Number of Letters.			Number of Newspapers.		Inland Packets and Book Parcels.		Totals.			Income.	Expenditure. (Includes the estimated outstanding Liabilities for the year.)
					Foreign.	Inland.	Town.	Foreign.	Inland.	Packets posted with the reduced rate of Postage, in accordance with the 8th clause 15th Vic. No. 12.	Packets and Book Parcels posted in accordance with the new Regulations, dated 1 April, 1867.	Letters.	Newspapers.	Packets, &c.		
															£ s. d.	£ s. d.
1865	435	533	2,521,212	11,343	1,106,045	4,737,096	485,212	1,028,954	3,660,904	35,880 / 28,852	185,172	6,328,353	4,689,858	249,904	70,984 19 3	[a]84,658 14 5
1866	455	547	2,556,700	11,883	1,155,571	5,075,300	447,500	1,001,985	3,511,200	35,000 / 35,639	179,300	6,678,371	4,513,185	249,939	79,082 11 5	[a]86,505 9 11
1867	477	582	2,688,400	12,255	1,147,332	5,143,164	457,860	914,977	2,982,928	35,256 / 35,273	118,768	6,748,356	3,897,905	189,297	83,231 19 5	[a]89,994 17 10
1868	487	599	2,777,197	12,724	1,104,938	4,996,464	454,488	932,154	2,648,178	Inland. 87,918	Foreign. 29,009	6,555,890	3,580,332	116,987	83,202 3 1	[a]88,934 16 7
1869	521	642	2,879,659	13,238	1,067,251	5,554,950	521,433	1,112,232	2,481,321	123,573	34,461	7,143,634	3,593,553	158,034	85,720 0 5	[a]90,700 0 0
1870	562	690	3,062,458	14,242	1,103,200	5,451,500	528,800	1,206,600	2,608,100	121,000	36,700	7,083,500	3,814,700	157,700	84,440 15 10	[a]86,751 15 9
1871	570	696	3,167,165	14,470	1,127,100	5,803,700	578,700	1,160,400	2,831,700	121,600	36,700	7,509,500	3,992,100	158,300	84,890 13 6	[a]85,398 17 5
1872	622	761	3,252,888	14,764	1,244,700	6,699,900	709,400	1,274,000	3,567,200	118,100	52,400	8,654,000	4,841,200	170,500	96,477 3 4	[b]110,941 5 10
1873	654	809	3,483,505	[b]15,161	1,374,900	7,173,000	1,054,700	1,333,700	[b]3,628,000	157,000	52,600	9,602,600	[b]4,961,700	209,600	109,564 10 6	[b]115,210 16 6
1874	681	858	3,584,337	15,984	1,547,800	7,680,800	1,891,500	1,302,000	4,492,200	197,300	73,000	11,120,100	5,794,200	270,300	103,921 6 6	163,319 8 0

[a] This amount does not include the cost of Ocean Mail Subsidy. [b] Corrected since last publication.

MONEY ORDERS.

No. 136.—RETURN showing the Number and Amount of MONEY ORDERS issued, and the Number and Amount of MONEY ORDERS paid, at each Office in the Colony, during the Year 1874.

Name of Office.	Issued.		Paid.	
	No.	Amount.	No.	Amount.
		£ s. d.		£ s. d.
Sydney (Head Quarters).	11740	51,272 12 8	51407	249,256 15 1
Aberdeen	91	359 8 9	25	130 13 9
Adaminaby ...	175	727 6 5	11	41 5 5
Adelong	728	2,856 18 1	210	848 12 9
Albury	318	930 0 10	420	1,752 19 5
Appin	51	207 2 1	29	118 3 6
Araluen	403	1,332 3 10	386	1,314 10 5
Armidale	954	3,891 7 3	748	3,378 2 3
Ashfield	135	439 12 1	119	472 13 1
Avisford	30	153 14 3	10	47 15 0
Ballina	292	1,779 11 7	64	373 9 4
Balmain	301	1,015 8 1	341	1,371 2 8
Balranald	151	643 2 6	28	132 14 6
Barraba	178	715 9 8	22	124 6 11
Bateman's Bay ...	220	1,281 13 9	9	30 15 11
Bathurst	2,056	8,497 9 8	2,209	9,303 5 11
Bega	602	2,254 4 0	111	524 5 4
Bendemeer ...	158	588 9 2	37	178 5 11
Berrima	261	727 5 6	94	422 15 0
Binalong	137	550 0 1	11	33 4 1
Bingera	310	1,554 18 8	72	473 11 7
Blayney	119	435 1 2	42	190 5 6
Bodalla	380	3,121 1 3	10	47 13 0
Bombala	693	3,590 13 4	119	421 13 1
Botany	35	103 7 7	13	56 9 4
Bourke	561	2,382 9 6	56	215 16 1
Bowenfells ...	73	279 13 1	50	242 10 3
Bowna	16	46 4 9	3	3 4 0
Braidwood ...	736	2,497 9 3	425	1,584 9 2
Branxton	446	2,150 2 0	234	1,414 7 5
Brewarrina ...	250	1,133 8 1	11	51 3 2
Bringelly	38	92 18 6	26	94 14 3
Broughton Creek ...	156	606 3 6	20	61 19 2
Bundarra	247	1,340 16 7	41	260 17 9
Bungendore ...	207	759 11 10	66	253 13 9
Burrowa	456	1,830 14 10	87	366 8 9
Burwood	60	128 1 9	83	479 6 7
Camden	235	733 17 5	241	1,131 9 9
Campbelltown ...	350	1,282 12 1	189	691 17 7
Camperdown ...	27	79 7 9	88	375 5 9
Cannonbar ...	106	454 16 1	16	69 15 3
Carcoar	486	1,770 18 9	171	832 15 10
Cargo	199	911 7 0	51	232 12 11
Casino	272	973 6 11	110	435 18 6
Cassilis	1,205	10,134 5 8	69	307 10 10
Clarence Town ...	210	700 7 9	60	350 13 11
Chambers Creek ...	95	579 3 2	28	193 0 8
Condobolin ...	...	.....	1	4 16 10
Coolah	201	747 19 10	38	304 18 2
Cooma	776	3,088 4 4	228	970 8 6
Coonabarabran ...	2,243	19,665 3 5	34	159 16 11
Coonamble ...	182	736 8 9	27	118 10 4
Cooranbong ...	148	498 8 5	29	192 7 5
Corowa	236	756 2 5	50	263 11 3
Cow Flat	259	1,072 12 7	40	206 18 0
Cowra	718	4,872 13 11	51	240 1 6
Cundletown ...	57	190 18 5	24	97 6 0
Currawang ...	131	650 15 0	24	101 13 0
Dalmorton ...	59	211 12 2	13	61 1 8
Deniliquin ...	286	967 0 3	132	416 18 7
Denman	165	557 7 7	35	149 10 10
Dubbo	578	2,393 5 6	195	818 0 10
Dungog	553	3,766 15 7	79	475 10 1
East Maitland ...	507	1,779 4 4	292	1,125 8 1
Eden	554	4,001 7 3	75	315 0 4
Emu	60	296 17 3	54	209 17 2
Euston	95	566 15 5	7	37 1 3
Fernmount ...	126	657 17 5	29	145 8 6
Forbes	535	2,188 17 5	194	702 4 9
Gladstone	109	398 3 11	7	40 15 0
Glebe	75	202 11 4	85	367 4 9
Glen Innes ...	632	2,828 8 9	211	922 2 2
Goderick	30	140 3 0	4	21 9 3
Gosford	386	2,034 5 5	87	495 19 2
Goulburn	1,794	6,959 17 9	1,545	5,859 9 0
Grafton	1,161	4,889 4 4	576	2,775 1 5

Name of Office—*contd.*	Issued.		Paid.	
	No.	Amount.	No.	Amount.
		£ s. d.		£ s. d.
Grenfell	551	1,850 5 3	360	1,309 16 0
Gulgong	1,082	4,380 17 9	442	1,809 15 2
Gundagai	653	2,479 11 6	189	701 19 2
Gundaroo	142	423 7 9	35	192 10 11
Gunnedah	748	4,469 17 0	112	579 6 11
Gunning	579	2,810 9 2	79	350 11 5
Guyong	63	189 17 9	36	167 17 4
Hargraves	80	250 8 5	23	90 16 10
Hartley	601	4,248 10 6	73	371 11 1
Hay	302	1,207 9 8	94	333 19 10
Hexham	81	295 6 1	172	714 7 6
Hill End	1,143	4,109 15 2	683	2,484 4 11
Hoskins Town ...	12	48 18 5	5	11 6 6
Home Rule ...	457	1,665 14 2	140	667 5 8
Inverell	1,238	6,449 6 10	194	864 11 0
Ironbarks	295	1,480 13 0	72	282 5 6
Jamberoo	84	327 6 1	35	127 2 10
Kelso	247	1,079 3 4	106	555 1 11
Kempsey	325	1,470 11 0	141	585 12 0
Kiama	693	2,610 7 11	196	696 15 7
Kiandra	304	1,707 18 10	35	186 5 10
Lambton	684	3,676 15 7	64	199 16 5
Lawrence	161	605 16 8	34	127 7 5
Lidsdale	215	938 0 1	126	691 13 9
Lionsville	112	535 9 0	23	110 9 6
Lismore	372	1,876 12 10	70	397 15 4
Lithgow	406	1,770 2 5	15	65 2 10
Little Hartley ...	158	468 15 2	18	103 12 11
Liverpool	313	1,124 18 5	233	843 11 7
Lochinvar	101	349 19 2	270	1,437 7 9
Lucknow	99	472 12 9	30	152 4 6
Lunatic Reefs ...	58	272 6 10	13	84 1 9
Major's Creek ...	174	590 6 7	93	309 15 8
Manly	29	77 7 5	38	114 14 9
Maryland	18	85 5 8	5	26 19 0
Merimbula	189	823 6 11	61	183 11 6
Merriwa	281	1,083 3 0	49	213 19 8
Michelago	80	277 14 11	12	61 19 11
Milton	140	539 16 4	28	104 9 3
Moama	116	248 15 11	17	72 2 3
Molong	1,390	11,875 11 3	74	304 4 8
Molonglo	61	232 5 11	5	27 10 0
Monga	83	379 14 1	1	2 0 0
Mooroowoolen ...	237	797 19 3	123	588 14 11
Morpeth	336	1,129 11 1	286	1,205 9 4
Moruya	849	4,352 11 8	240	1,095 3 0
Moss Vale	262	840 7 1	110	397 9 7
Mudgee	1,548	6,490 5 4	571	2,489 1 11
Murrumburrah ...	187	736 9 6	70	427 16 9
Murrurundi ...	1,714	8,838 16 4	755	3,196 18 10
Muswellbrook ...	801	3,006 13 3	382	1,727 5 2
Narrabri	455	2,162 12 1	130	650 11 0
Nattai	433	1,287 2 0	198	950 13 6
Nelligen	329	1,137 4 10	34	141 19 8
Nerrigundah ...	112	412 3 1	22	90 9 11
Newcastle	3,256	12,721 7 6	1,428	5,559 13 6
Newtown	415	1,454 7 11	524	1,947 4 1
Nimitybelle ...	146	494 7 0	16	52 8 8
Nowra	161	707 5 1	44	198 16 4
Numba	150	681 1 1	25	115 1 6
Nundle	373	1,747 18 11	173	1,067 12 0
Oberon	216	907 5 9	62	369 15 8
Obley	69	300 14 0	9	32 0 6
Ophir	...	.....	...	.....
Orange	1,337	4,984 17 2	618	2,889 16 10
Oxford-street ...	747	2,714 16 4	483	1,564 18 3
Paddington ...	213	762 19 5	187	722 19 10
Parkes	1,536	6,555 14 10	322	1,521 17 10
Parramatta ...	485	1,956 11 4	941	3,902 10 8
Parramatta-street ...	407	1,427 7 11	192	757 5 6
Paterson	381	2,691 6 2	68	424 1 1
Penrith	372	1,305 4 10	267	1,041 1 10
Petersham	5	16 0 7	14	67 7 2
Picton	198	649 18 3	83	364 11 11
Pilliga	125	344 15 7	3	15 17 9
Port Macquarie ...	627	2,948 9 4	145	762 12 7
Pyrmont	126	419 12 3	83	355 10 9
Queanbeyan ...	690	2,425 8 0	208	795 19 3

MONEY ORDERS—*continued.*

No. 136.—RETURN showing the Number and Amount of MONEY ORDERS issued and paid—*continued.*

Name of Office—*contd.*	Issued.		Paid.	
	No.	Amount.	No.	Amount.
		£ s. d.		£ s. d.
Raymond Terrace...	197	752 10 11	181	869 11 2
Redfern	252	784 9 1	285	904 17 7
Reedy Flat ...	59	290 11 4	6	14 9 7
Richmond... ...	364	1,046 15 7	157	618 10 10
Rockley	168	665 13 4	25	88 11 9
Rocky Mouth ...	296	1,312 0 7	35	165 9 3
Rydal	257	893 16 10	123	629 19 1
Rylstone	167	708 6 5	29	123 6 0
Ryde	77	200 18 0	48	138 14 8
St. Leonards ...	101	321 16 1	63	302 10 4
Scone	598	2,332 19 11	214	1,260 10 4
Singleton	1,011	4,301 10 4	826	4,136 15 10
Sofala	376	1,323 12 0	99	440 19 7
Solferino	111	564 3 7	27	96 3 4
Stroud	375	2,373 14 9	52	259 7 1
Tambaroora ...	176	481 15 2	96	264 7 1
Tamworth... ...	1,203	4,855 12 10	704	3,609 13 2
Taralga	69	277 11 8	34	187 17 8
Tarcutta	89	390 12 3	15	108 2 6
Taree	289	1,524 5 0	71	316 18 10
Ten-mile Creek ...	276	1,045 11 0	19	119 6 8
Tenterfield ...	436	1,943 5 11	118	582 12 1
Terara	323	1,084 13 8	68	199 12 5
Tocumwall ...	78	313 9 7	13	58 16 0
Trunkey Creek ...	236	1,179 10 4	132	806 11 11
Tuena	221	1,136 6 4	31	201 6 0
Tumberumba ...	83	372 14 2	25	89 17 9
Tumut	465	1,883 2 11	157	603 0 7
Tweed Junction ...	7	17 13 6	3	22 0 0
Ulladulla	52	161 0 6	28	111 16 7
Ulmarra	175	662 5 4	40	247 14 2
Uralla	629	3,759 2 9	120	603 13 4
Urana	191	678 3 6	25	142 4 0
Vegetable Creek ...	905	5,391 3 3	39	203 19 0
Wagga Wagga ...	997	4,457 19 3	359	1,488 13 4
Walcha	301	1,379 8 0	62	259 10 5
Walgett	245	1,454 12 2	28	159 15 3
Wallsend	1,047	4,787 2 3	112	475 6 7
Waratah	435	1,733 15 7	79	312 2 7
Warialda	346	2,057 10 8	33	195 11 9
Warren	49	282 16 0	23	102 1 0
Waterloo	130	371 7 3	220	663 10 4
Watson's Bay ...	8	13 19 8	5	12 2 0
Wattle Flat ...	217	775 7 11	105	534 17 10
Wee Waa	256	1,008 11 4	20	86 7 6
Wellingrove ...	44	206 13 1	10	37 5 6
Wellington	455	1,984 9 3	163	780 1 9
Wentworth ...	217	910 11 9	23	88 4 0
West Kempsey ...	39	167 1 10	4	29 7 6
West Maitland ...	1,342	5,384 14 1	2,455	11,403 2 11
Wilcannia... ...	122	633 8 11	33	168 2 4
William-street ...	566	2,251 11 10	185	697 10 7
Windeyer	86	459 7 6	33	170 12 0
Windsor	453	1,680 12 5	454	1,968 0 11
Wingham	332	2,333 3 1	28	147 13 6
Wiseman's Ferry...	36	132 1 0	16	63 9 3
Wollombi	264	1,174 8 3	69	450 16 10
Wollongong ...	773	3,047 17 3	306	1,160 4 7
Wombat	91	341 1 0	46	283 3 3
Woollahra... ...	56	158 1 2	77	283 8 0
Woonona	162	667 11 10	36	123 8 2
Yass	932	3,792 14 0	455	1,759 8 2
Young	921	3,541 12 7	503	2,124 7 3
TOTAL ...	95057	430,505 6 1	86005	399,059 13 6

No. 137.—DECENNIAL RETURN showing the Number and Amount of MONEY ORDERS issued and paid in the Colony.

Year.	Issued.		Paid.	
	Number.	Amount.	Number.	Amount.
		£ s. d.		£ s. d.
1865	28,444	129,552 6 6	23,558	112,669 15 0
1866	41,974	198,247 15 9	35,394	168,227 13 9
1867	60,856	240,062 2 8	53,625	210,321 7 9
1868	56,492	247,488 19 10	50,437	222,570 11 8
1869	66,062	288,476 1 9	59,129	263,297 18 2
1870	65,743	289,325 0 4	58,386	258,321 12 4
1871	69,750	293,370 9 11	63,629	271,842 7 2
1872	87,435	393,882 2 0	79,895	366,176 0 8
1873	92,744	420,294 4 0	82,886	381,871 9 1
1874	95,057	430,505 6 1	86,005	399,059 13 6

MONEYS PAID FOR IMMIGRATION.

No. 138.—DECENNIAL RETURN showing the Amount of Money paid out of the Revenues of the Colony, on account of Immigration.

Year.	Expenses in England in connection with Immigration.	Gratuities to Surgeons-superintendent, Masters, Officers, Overseers, and others.	Lodging, Maintenance, Conveyance, and other Expenses of Immigrants after arrival.	Salaries and Contingent Expenses of Agents for Immigration in the Colony.	Advances from the Colonial Treasury to the Land and Emigration Commissioners, including Premium on Bills of Exchange.	Immigration Remittances under the Regulations, including Commission on Collection and Refunds to Depositors.	Passage-money of Immigrants.	Expenses of Quarantine.	Miscellaneous.	Total Outlay.	Number of Immigrants the cost of whose introduction was paid by the Government.
	£ s. d.	£ s. d.	£ s. d.		£ s. d.	£ s. d.	£ s. d.	£ s. d.	£ s. d.	£ s. d.	
1865	.....	3,209 12 0	2,087 17 9		24,350 0 0	4,095 12 2	.....	406 9 11	.....	34,149 11 10	2,717
1866	.....	2,100 13 6	1,854 12 0		14,650 0 0	3,056 13 0	.....	592 6 5	970 10 6	23,224 15 5	1,204
1867	.....	1,049 16 0	1,590 0 4		5,750 0 0	5,108 7 9	.....	507 9 4	30 17 4	14,036 10 9	944
1868	.....	1,041 12 0	1,294 11 7		6,700 0 0	1,426 5 0	.....	740 8 7	.....	11,202 17 2	470
1869	.....	2 0 0	481 14 1		1,250 0 0	297 0 0	.....	364 18 1	.....	2,395 12 2	*47
1870	.....	.....	185 2 0		400 0 0	44 0 0	.....	474 11 6	.....	1,103 13 6	.....
1871	.....	255 8 0	292 15 10		1,350 0 0	4 0 0	2,039 0 3	.....	.....	3,648 8 3	357
1872	.....	354 5 0	354 13 8		4,500 0 0	9 0 0	2,787 16 3	.....	.....	8,005 14 11	326
1873	1,011 15 3	125 15 0	277 13 11		.....	4 0 0	699 3 9	.....	†1,640 9 7	3,758 17 6	140
1874	456 15 0	808 10 0	860 14 11		.....	3,897 13 8	12,155 19 0	.....	.....	18,189 12 7	1,080

* See foot-note on page 4.

† Includes £1,626 19s. 7d., expenses in connection with publication of pamphlet—"New South Wales: the Oldest and Richest of the Australian Colonies."

MILITARY EXPENDITURE.

No. 139.—DETAILS of EXPENDITURE incurred by the Colony, in the Year 1874, on account of its DEFENCE, and for MILITARY and NAVAL SERVICES.

PARTICULARS.	£ s. d.	AMOUNT. £ s. d.
MILITARY.		
Repairs to Military and Volunteer Buildings	1,917 11 5	
Colonial Military Stores and Gunpowder Magazine	6,312 1 9	
		8,229 13 2
DEFENCE, &c.		
Completion of Works of Defence (Funded Stock Act)	21 11 3	
Purchase in England of Ammunition and general Military Stores, and completion of Works of Defence	20,715 3 6	
Compensation for Land taken at Shark Point for Defence purposes	500 0 0	
Common and Shrapnel Shell and Shot for one Breech-loading 40-pounder Armstrong Gun ...	2,953 3 6	
		24,189 18 3
FORCES.		
Permanent and Volunteer Military Force	10,872 10 2	
Volunteer Corps	18,095 15 5	
		28,968 5 7
TOTAL, MILITARY ... ... £	.....	61,387 17 0
NAVAL.		
Rent of House for the Commodore commanding the Naval Squadron on this Station ...	412 0 0	
Naval Brigade	5,070 1 9	
TOTAL, NAVAL ... ... £		5,482 1 9
GENERAL TOTAL ... ... £		66,869 18 9

LOCAL REVENUES.

SYDNEY MUNICIPALITY.

No. 140.—ABSTRACT of the RECEIPTS and DISBURSEMENTS of the Municipal Council of the City of Sydney, for the Year 1874.

RECEIPTS.

CITY FUND.

(Incorporated by Act of the Colonial Legislature, 20 Vic. No. 36.)

	Revenue. £ s. d.	Total Amount. £ s. d.
City Rate, raised by assessment under the authority of the Act of Council, 17 Vic. No. 33	37,362 5 6	
Watering Street Rate, raised by assessment under the authority of the Act of Council, 18 Vic. No. 30	2,708 9 5	
Fees and Fines under the Building Act	827 3 6	
„ Police Act—By-laws, Warrants, &c.	918 14 6	
Rents and Dues from George-street Markets	4,596 16 9	
„ Belmore Markets	2,215 12 7	
„ Eastern Markets and Auction Dues	581 0 10	
Rent of Public Baths	465 0 0	
„ City Wharfs	2,434 16 11	
„ Randwick Road	443 2 0	
Proceeds of Sale of Stores, Printed Papers, &c	54 0 4	
„ Street Sweepings	1,003 10 0	
Repayment for Paving	830 7 1	
Repayment of Works	427 1 5	
Rent of Land and Agistment	1 5 6	
Rent of Land, Haymarket	150 10 0	
Premium and Interest	707 15 5	
Endowment from the Colonial Government	10,000 0 0	
		65,727 11 9
Special Receipts—		
Proceeds of Sale of Debentures	.....	10,000 0 0
Balance due to Union Bank, 31 Dec., 1873	10,026 17 9	
„ 31 Dec., 1874	15,675 5 5	
		5,648 7 8
	£	81,375 19 5

WATER FUND.

(Incorporated by Acts of the Colonial Legislature, 16 Vic. No. 35 and 20 Vic. No. 26.)

From Water laid on to Houses	35,827 9 3	
Rent of Fountains	43 10 0	
Interest and Premium on Debentures	1,482 3 5	
Repayment of Works	114 0 8	
Rent of Cottages	38 12 0	
Plumbers' Licenses	32 0 6	
Proceeds of Sale of Stores	694 6 2	
		38,232 2 0
Special matter—		
Proceeds of Sale of Debentures	.....	20,000 0 0
	£	58,232 2 0

SEWERAGE FUND.

(Incorporated by Acts of the Colonial Legislature, 17 Vic. No. 34 and 20 Vic. No. 36.)

From Sewerage Connections	30 0 0	
Interest and Premium on Debentures	1,617 9 0	
Sinking Fund	4,430 0 1	
		6,077 9 1
Special matter—		
Proceeds of Sale of Debentures	.....	27,300 0 0
	£	33,377 9 1

DISBURSEMENTS.

CITY FUND.

(Incorporated by Act of the Colonial Legislature, 20 Vic. No. 36.)

	Salaries. £ s. d.	Contingencies. £ s. d.	Total Amount. £ s. d.
Office of Mayor	800 0 0		
Town Clerk	450 0 0		
Treasurer	786 9 2		
Surveyor	2,087 1 6		
Solicitor	116 13 4		
Health Officer	325 0 0		
Inspector of Nuisances	617 18 4		
Clerks of Markets and Wharfs	680 0 0		
City Architect	425 0 0		
Office-keeper and Messenger	238 10 10		
Auditors	25 0 0		
		.....	6,551 13 2
MISCELLANEOUS.			
Interest Expenses		6,333 6 5	
Expenses of City Markets and Wharfs		2,521 16 10	
Town Hall Building		3,542 0 0	
City Improvements—Wages		34,780 4 11	
Street Works		8,817 19 9	
Metal		9,434 12 6	
Rent of Offices		243 10 0	
Printing		138 2 9	
Stationery		101 4 9	
Advertising		60 14 0	
Repairs, Office Furniture, Fuel, &c.		42 7 6	
Lighting the City with Gas		7,509 4 5	
Cab-hire		69 0 10	
Copying Rate Notices		35 4 4	
Collecting Citizens' Lists		59 0 0	
Commission on Sales		2 10 0	
Postage and Duty Stamps		71 6 2	
Rates refunded		3 4 0	
Law Expenses		346 11 7	
Expenses of Elections		40 5 6	
Auctioneers' Licenses		30 0 0	
Regulating Clocks		9 10 0	
Uniform for Servants		20 0 0	
Compensation for Land		100 0 0	
„ Widening Streets		150 0 0	
„ Removal of Obstructions		250 0 0	
Fee for Randwick Road Bill		12 10 0	
Sinking Fund		100 0 0	
			74,824 6 3
		£	81,375 19 5

WATER FUND.

(Incorporated by Acts of the Colonial Legislature, 16 Vic. No. 35 and 20 Vic. No. 26.)

Salaries of Officers generally	3,382 7 0	.....	3,382 7 0
MISCELLANEOUS.			
General Works—Wages		12,814 7 5	
Castings		3,056 9 8	
Tools, Repairs, &c.		1,016 5 1	
Botany Works—Wages		14,915 15 10	
Coal		5,618 11 9	
Machinery		2,500 11 9	
Building Cottage		379 2 0	
Office Expenses		860 15 8	
Interest Expenses		5,343 4 11	
Rates on Water Reserve		64 0 8	
Premium for Water Cistern		10 0 0	
Uniform for Turncocks		65 0 0	
Compensation for damage by Flood		310 0 0	
			46,954 4 9
			50,336 11 9
Debentures retired		.....	1,500 0 0
Balance due to Union Bank, 31 Dec., 1873		19,049 14 1	
„ 31 Dec., 1874		12,654 3 10	
			6,395 10 3
		£	58,232 2 0

SEWERAGE FUND.

(Incorporated by Acts of the Colonial Legislature, 17 Vic. No. 34 and 20 Vic. No. 36.)

Salaries of Officers generally	689 17 0	.....	689 17 0
MISCELLANEOUS.			
Wages of Workmen		1,673 17 8	
Stoneware Pipes		741 2 10	
Construction of Sewers		450 2 0	
Interest Expenses		11,496 13 10	
			14,361 16 4
			15,051 13 4
Debentures retired		.....	800 0 0
Balance due to Union Bank, 31 Dec., 1873		24,218 16 10	
„ 31 Dec., 1874		6,693 1 1	
			17,525 15 9
		£	33,377 9 1

NOTE.—Year 1874. Number of persons paying City Rates,—15,900. Estimated annual value of Rateable Property in Municipality,—£769,074 10s. Amount of Rate struck per £ sterling,—1s. Estimated extent of Roads, Streets, and Lanes in Municipality,—about 100 miles.

MUNICIPALITIES.

No. 141.—RETURN showing the TOTAL ESTIMATED VALUE, and ANNUAL VALUE OF RATABLE PROPERTY in the several BOROUGHS and MUNICIPAL DISTRICTS of the Colony (excepting Sydney) at the time the last Rate was struck; also, the RECEIPTS and EXPENDITURE, &c., in the Municipal Year, commencing Tuesday, 3rd February, 1874, and ending Monday, 1st February, 1875.

Boroughs or Municipal Districts.	When Proclaimed.	Date when last Rate was struck.	Amount of Rate struck per Pound sterling.	Total Estimated Value of Ratable Property.	Estimated Annual Value of Ratable Property.	Receipts.				Expenditure.			Extent of Roads and Streets.
						Revenue.	Loans.	From Government.	Total.	Office Expenses and Salaries.	For Public Works (including Repayment of Loans & Interest.)	Total.	
BOROUGHS:—			s. d.	£	£	£ s. d.	£ s. d.	£ s. d.	£ s. d.	£ s. d.	£ s. d.	£ s. d.	Miles.
Albury	4 June, 1859	29 April, 1874	1 0	170,000	21,200	746 11 11	460 8 3	139 1 0	1,346 1 2	316 7 8	1,029 13 6	1,346 1 2	65¾
Alexandria	1 Sept., 1868	15 April, 1874	1 0	124,505	12,450	737 10 11	.....	139 10 5	877 1 4	88 15 3	472 11 5	561 6 8	5
Armidale	13 Nov., 1863	7 April, 1874	1 0	105,720	8,500	923 0 0	.....	188 0 0	1,111 0 0	250 0 0	861 0 0	1,111 0 0	49½
Ashfield	28 Dec., 1871	8 Sept., 1874	1 0	200,000	14,386	256 1 9	.....	147 9 6	403 11 3	188 14 3	47 1 9	235 16 0	10
Balmain	21 Feb., 1860	7 April, 1874	1 0	1,010,280	50,514	2,536 3 11	876 17 1	602 0 10	4,015 1 10	430 2 8	3,957 9 8	4,387 12 4	24
Bathurst	13 Nov., 1862	— July, 1874	1 0	46,000	2,300	2,083 9 10	1,000 0 0	347 16 4	3,431 6 2	643 13 1½	2,787 13 0½	3,431 6 2	100
Burwood	27 Mar., 1874	10 Nov., 1874	1 0	4,500	450	128 3 2	.....	.....	128 3 2	85 8 6	.....	85 8 6	90
Camperdown	13 Nov., 1862	7 April, 1874	1 (4*)	200,000	12,000	417 19 3	.....	124 10 2	542 9 5	186 15 1	407 12 9	594 7 10	7½
Central Illawarra ...	19 Aug., 1859	14 Mar., 1874	1 0	141,790	14,179	709 9 0	.....	132 2 7	841 11 7	157 16 5	674 7 5	832 3 10	90
Cudgegong	20 July, 1860	16 April, 1874	1 0	286,720	14,336	526 14 0	.....	107 19 2	634 13 2	170 15 6	475 2 0	645 17 6	100
Darlington	11 Aug., 1864	7 April, 1874	1 0	86,949	8,695	405 12 0	.....	164 19 10	570 11 10	68 1 11	351 2 4	419 4 3	1¾
The Glebe	1 Aug., 1859	13 April, 1874	1 (4*)	468,000	40,236	2,364 17 11	.....	502 6 10	2,867 4 9	517 18 9	3,395 11 4	3,913 10 1	10
Goulburn	4 June, 1859	2 July, 1874	1 0	230,000	28,500	1,309 16 0	.....	486 1 11	1,795 17 11	264 14 9	1,110 14 7	1,375 9 4	62
Grafton	19 July, 1859	26 June, 1874	1 0	151,760	15,176	811 13 7	.....	89 13 11	901 7 6	210 4 5	840 3 5	1,050 7 10	50
Hill End	6 Aug., 1873	20 Jan., 1874	1 0	112,020	11,202	447 11 4	.....	379 17 10	827 9 2	266 1 3	437 3 2	703 4 5	16
Hunter's Hill	5 Jan., 1861	5 Aug., 1874	1 0	100,000	5,971	319 3 0	245 11 8	67 9 10	632 4 6	66 15 6	565 9 0	632 4 6	12
Kiama	11 Aug., 1859	14 April, 1874	1 0	291,436	13,500	721 6 10	.....	166 17 6	888 4 4	166 9 4	378 10 5	544 19 9	108
Marrickville	1 Nov., 1861	16 Mar., 1874	1 0	282,400	14,120	698 18 0	.....	166 12 5	865 10 5	218 13 6	864 4 9	1,082 18 3	20
East Maitland ...	10 Mar., 1862	13 April, 1874	1 0	120,000	9,775	665 6 0	.....	370 12 10	1,035 18 10	206 19 9	767 9 2	974 8 11	27
West Maitland ...	13 Nov., 1863	27 Mar., 1874	1 0	338,690	33,869	4,448 8 11	.....	1,167 0 7	5,615 9 6	410 3 4	4,879 1 0	5,289 4 4	32
Morpeth	1 Dec., 1865	28 April, 1874	1 0	77,310	7,595	368 1 7	.....	175 7 11	543 9 6	101 16 0	441 13 6	543 9 6	10½
Mudgee	21 Feb., 1860	15 April, 1874	1 0	282,760	14,174	667 14 9	1,500 0 0	136 11 8	2,304 6 5	191 11 8	1,365 4 3	1,556 15 11	16
Newcastle	7 June, 1859	11 May, 1874	1 0	1,110,000	55,500	2,484 5 10	.....	568 7 11	3,052 13 9	524 17 7	2,408 3 9	2,933 1 4	14
Newtown	12 Dec., 1862	8 April, 1874	1 0	305,030	29,185	1,548 18 0	.....	377 11 11	1,926 9 11	272 10 4	1,678 16 0	1,951 6 4	16
North Willoughby ...	22 Nov., 1865	11 May, 1874	1 0	42,000	4,145	283 8 6	.....	51 15 6	335 4 0	171 1 11	217 5 2	388 7 1	30
Orange	9 Jan., 1860	21 April, 1874	1 0	253,510	12,675	610 9 1	.....	204 19 3	815 8 4	192 3 8	660 9 7½	852 13 3½	14
Paddington	17 April, 1860	7 April, 1874	1 (3*)	384,000	25,642	1,720 12 11	800 0 0	263 0 3	2,783 12 4	113 3 8	1,279 8 5	1,392 12 1	12
Parramatta	27 Nov., 1861	20 April, 1874	1 0	243,000	24,300	1,200 0 0	1,500 0 0	355 18 10	3,055 18 10	377 2 6	1,350 12 4	1,727 14 10	37
Petersham	14 Dec., 1871	3 Mar., 1874	1 0	117,711	8,976	674 1 10	.....	724 13 9	1,398 15 7	185 13 10	1,463 6 10	1,649 0 8	20
Randwick	22 Feb., 1859	6 June, 1874	1 0	150,700	12,560	494 14 9	400 0 0	58 0 4	952 15 1	50 2 4	794 6 0	844 8 4	38
Redfern	11 Aug., 1859	6 Mar., 1874	1 (3*)	500,000	43,765	2,875 10 2	375 0 0	585 1 6	3,835 11 8	295 1 10	3,538 17 4	3,833 19 2	13
Richmond	18 June, 1872	24 April, 1874	1 0	81,010	4,050	277 17 0	.....	232 1 10	509 18 10	68 12 8	491 0 11	559 13 7	7
Shell Harbour ...	4 June, 1859	14 Mar., 1874	1 0	129,425	10,354	680 5 5	.....	247 3 10	927 9 3	86 19 0	876 11 4	963 10 4	56
Singleton	30 Jan., 1866	29 April, 1874	1 0	94,230	9,423	475 9 6	.....	353 1 4	828 10 10	168 12 1	743 1 2	911 13 3	11¼
East St. Leonards ...	17 Aug., 1860	7 May, 1874	1 0	105,000	12,391	720 17 2	.....	222 3 9	943 0 11	106 19 6	590 9 9	697 9 3	15
St. Leonards	31 May, 1867	6 Mar., 1874	1 0	125,000	10,957	440 8 6	.....	247 7 4	687 15 10	113 10 11	600 16 7	714 7 6	50
Victoria	20 Jan., 1871	18 Mar., 1874	1 0	176,000	9,600	465 19 9	350 0 0	233 5 7	1,049 5 4	131 13 2	1,177 5 3	1,308 18 5	6
Wallsend	27 Feb., 1874	25 July, 1874	1 0	156,757	12,856	644 17 1	.....	201 17 8	846 14 9	165 11 4	675 9 3	841 0 7	¾
Waterloo ...	16 May, 1860 / 19 Nov., 1861	17 April, 1874	1 0	171,148	17,115	874 15 3	.....	196 16 6	1,071 11 9	187 19 5	669 1 9	857 1 2	5½
Waverley	13 June, 1859	14 April, 1874	1 0	332,140	15,600	928 5 6	400 0 0	334 1 10	1,662 7 4	128 5 7	1,550 0 1	1,678 5 8	9
Windsor	4 Mar., 1871	24 April, 1874	1 0	64,031	6,403	533 12 7	.....	690 4 8	1,223 17 3	97 7 6	701 5 9	798 13 3	7¾
Wollongong	22 Feb., 1859	10 April, 1874	1 0	140,000	7,000	339 11 5	200 0 0	50 8 9	590 0 2	91 0 0	148 1 9	239 1 9	14
Woollahra	17 April, 1860	12 May, 1874	1 (3*)	883,000	44,700	2,555 14 10	.....	434 16 11	2,990 11 9	270 0 0	2,707 15 0	2,977 15 0	14¼
Wagga Wagga ...	15 Mar., 1870	30 April, 1874	1 0	290,000	18,580	979 14 9	.....	771 4 3	1,750 19 0	443 1 6	1,877 15 6	2,320 17 0	50
				10,684,532	748,905	44,103 2 8	8,107 17 0	13,206 6 7	65,417 6 3	9,449 8 11½	52,308 18 0	61,758 6 11½	1,347½

* Gas rate.

MUNICIPALITIES.

No. 141.—RETURN showing the TOTAL ESTIMATED VALUE and ANNUAL VALUE OF RATABLE PROPERTY in the several BOROUGHS, &c.—*continued.*

Boroughs or Municipal Districts.	When Proclaimed.	Date when last Rate was struck.	Amount of Rate struck per Pound sterling.	Total Estimated Value of Ratable Property.	Estimated Annual Value of Ratable Property.	Receipts. Revenue.	Receipts. Loans.	Receipts. From Government.	Receipts. Total.	Expenditure. Office Expenses and Salaries.	Expenditure. For Public Works (including Repayment of Loans and Interest)	Expenditure. Total.	Extent of Roads and Streets.
MUNICIPAL DISTRICTS:—			s. d.	£	£	£ s. d.	£ s. d.	£ s. d.	£ s. d.	£ s. d.	£ s. d.	£ s. d.	Miles.
West Botany	13 Jan., 1871	31 Mar., 1874	1 0	77,540	3,877	244 2 9	.....	244 18 0	489 0 9	94 13 11	298 17 8	393 11 7	20
Broughton Creek and Bombaderry.	24 Oct., 1868	18 April, 1874	1 0	72,894	7,289	328 0 6	.....	195 7 7	523 8 1	69 15 2	570 1 3½	639 16 5½	34
Broughton Vale... ...	22 April, 1871	11 April, 1874	1 0	24,000	2,000	117 3 4	.....	128 1 5	245 4 9	33 13 10	157 5 6	190 19 4	25
Deniliquin	16 Dec., 1868	16 June, 1874	1 0	105,355	11,706	2,251 13 9	.....	351 12 8	2,603 6 5	528 10 2	2,065 4 7	2,593 14 9	20
Dubbo	16 Feb., 1872	7 May, 1874	1 0	90,000	6,000	318 17 5	.....	327 4 4	646 1 9	67 8 4	572 4 10	639 13 2	9
Five Dock	25 July, 1871	20 April, 1874	1 0	88,000	4,400	220 0 0	.....	220 0 0	440 0 0	80 0 0	360 0 0	440 0 0	15
Forbes	27 April, 1870	19 June, 1874	1 0	110,000	5,894	438 6 1	.....	74 17 0	513 3 1	126 1 1	502 3 3	628 4 4	1¼
Gerringong	22 April, 1871	13 April, 1874	1 0	148,430	6,721	336 4 5	.....	111 15 9	448 0 2	58 10 6	99 12 7	158 3 1	60
Glen Innes	17 June, 1872	31 May, 1874	1 0	58,572	8,496	573 15 8	382 0 11	357 16 1	1,313 12 8	128 3 3	653 5 2	781 8 5	50
Hamilton...	11 Dec., 1871	12 May, 1874	1 0	114,706	8,556	400 0 0	1,500 0 0	374 15 0	2,274 15 0	87 13 6	700 13 6	788 7 0	8½
Hay	10 June, 1872	7 April, 1874	1 0	60,000	7,783	521 3 8	1,000 0 0	326 12 4	1,847 16 0	290 9 11	1,553 5 10	1,843 15 9	10
Inverell	4 Mar., 1872	6 July, 1874	1 0	80,000	8,000	440 8 7	49 0 1	816 18 3	1,306 6 11	185 15 2	1,071 11 8	1,257 6 10	35
Lambton	24 June, 1871	7 April, 1874	1 0	101,919	8,493	553 5 3	.....	308 13 2	861 18 5	93 4 1	548 11 6	641 15 7	8
Leichhardt	14 Dec., 1871	13 April, 1874	1 0	150,000	7,578	336 18 3	.....	426 5 2	763 3 5	122 6 11	485 16 3	608 3 2	9
Liverpool	27 June, 1872	7 May, 1874	1 0	65,300	6,464	329 12 7	.....	633 3 5	962 16 0	75 8 5	950 12 9	1,026 1 2	4
Muswellbrook	13 April, 1870	30 Mar., 1874	1 0	79,427	6,354	285 18 9	.....	268 16 4	554 15 1	80 12 3	531 8 2	612 0 5	8
Macdonald Town ...	23 May, 1872	17 April, 1874	1 0	40,000	2,904	130 19 7	300 0 0	148 0 3	578 19 10	77 4 6	532 7 0	609 11 6	5
The North Illawarra ...	24 Oct., 1868	28 April, 1874	1 0	96,000	4,800	348 7 10	.....	135 14 4	484 2 2	95 12 4	534 12 10	630 5 2	34
Nowra	29 Dec., 1871	21 April, 1874	1 0	40,000	2,608	150 0 0	.....	130 0 0	280 0 0	45 0 0	245 4 1	290 4 1	13
Numba	24 Oct., 1868	22 April, 1874	1 0	161,800	3,225	166 13 0	.....	125 8 4	292 1 4	55 18 0	172 11 0½	228 9 0½	30
Penrith	12 May, 1871	16 May, 1874	1 0	110,000	8,567	601 8 1½	.....	440 2 8	1,041 10 9½	110 17 3	871 5 6	982 2 9	45
Prospect and Sherwood...	5 July, 1872	28 April, 1874	0 9	200,000	3,700	400 0 0	.....	157 9 10	557 9 10	100 0 0	250 0 0	350 0 0	30
Ryde	11 Nov., 1870 / 11 June, 1872	2 April, 1874	1 0	90,000	8,500	518 9 9	.....	434 14 4	953 4 1	214 4 1	865 16 1	1,080 0 2	27
St. Peter's	13 Jan., 1871	8 April, 1874	1 0	96,580	7,616	674 0 0	.....	561 3 0	1,235 3 0	194 18 8	979 18 9	1,174 17 5	6
Tenterfield	22 Nov., 1871	11 May, 1874	1 0	80,000	7,369	358 19 9	.....	317 15 11	676 15 8	168 4 0	906 8 4	1,074 12 4	21
Ulladulla...	14 April, 1874	17 Oct., 1874	1 0	28,812	9,202	364 1 0½	.....	.....	364 1 0½	94 3 3	96 11 1	190 14 4	175
Ulmarra	16 Nov., 1871	4 May, 1874	1 0	133,488	6,674	443 0 11	.....	237 11 6	680 12 5	103 9 5	554 19 0	658 8 5	100
Waratah	23 Feb., 1871	4 May, 1874	1 0	160,000	11,411	478 1 2	2,217 3 1	347 7 10	3,042 12 1	82 14 1	2,959 18 0	3,042 12 1	13
Wickham	25 Feb., 1871	6 July, 1874	1 0	38,680	6,761	304 11 6	.....	137 15 9	442 7 3	73 3 10	1,543 7 8	1,616 11 6	6½
Yass	12 Mar., 1873	29 May, 1874	1 0	140,000	9,457	135 17 7½	.....	208 18 9	344 16 4½	271 15 8	1 0 0	272 15 8	30
				2,841,503	202,405	12,770 1 3¼	5,448 4 1	8,548 19 0	26,767 4 4¼	3,809 11 7	21,634 13 11	25,444 5 6	852¼
	GENERAL TOTAL...	£		13,526,035	951,310	56,873 3 11¼	13,556 1 1	21,755 5 7	92,184 10 7¼	13,259 0 6½	73,943 11 11	87,202 12 5½	2,199¾

ROADS TRUSTS.

No. 142.—RETURN showing the RECEIPTS and DISBURSEMENTS of the several ROADS TRUSTS in the Year 1874; and also the number of Miles of Road under the care of the Commissioners.

ROADS TRUSTS.	RECEIPTS.			Balance on 31st Dec., 1873.	Amount.	ROADS TRUSTS.	EXPENDITURE.			Balance on 31st Dec., 1874.	Amount.	Extent of Roads.
	Rent of Tolls, &c.	From the Colonial Treasury, for Roads and Bridges.	Total Receipts.				Salaries, &c.	Miscellaneous.	Total Expenditure.			
	£ s. d.	£ s. d.	£ s. d.	£ s. d.	£ s. d.		£ s. d.	£ s. d.	£ s. d.	£ s. d.	£ s. d.	Miles.
South Head Roads Trust	3,114 0 0	1,125 0 0	4,239 0 0	350 2 3	4,589 2 3	South Head Roads Trust	100 0 0	4,025 16 9	4,125 16 9	463 5 6	4,589 2 3	13½
Parramatta Roads Trust	369 8 0	210 0 0	579 8 0	551 5 4	1,130 13 4	Parramatta Roads Trust	111 7 6	433 19 2	545 6 8	585 6 8	1,130 13 4	18
Campbelltown Roads Trust.....	29 16 8	260 0 0	289 16 8	13 9 5	303 6 1	Campbelltown Roads Trust	8 16 0	281 7 8	290 3 8	13 2 5	303 6 1	22
Windsor Roads Trust	236 8 4	194 3 4	430 11 8	27 16 0	458 7 8	Windsor Roads Trust	26 0 0	345 15 0	371 15 0	86 12 8	458 7 8	18½
Richmond Roads Trust	149 1 0	329 10 0	478 11 0	31 0 3	509 11 3	Richmond Roads Trust	31 0 0	478 11 3	509 11 3	.....	509 11 3	25½
Maitland Roads Trust..... (No return.)	.....	.....	.....	.....	.....	Maitland Roads Trust ..... (No return.)	.....	.....	.....	.....	.....	...
TOTAL ... £	3,898 14 0	2,118 13 4	6,017 7 4	973 13 3	6,991 0 7	TOTAL ... £	277 3 6	5,565 9 10	5,842 13 4	1,148 7 3	6,991 0 7	97½

NOTE.—South Head Roads Trust—Mortgage Debt of £5,500 not included.

PART VII.

MISCELLANEOUS.

CONTENTS.

Number of Return.		Page.
143	Public Works	214
144	Meteorology—Observations taken at Sydney Observatory	233
145	„ Earth Thermometers, Sydney...	234
146	„ Evaporation Observations, Sydney	234
147	„ Comparative Table of Temperature, Rainfall, &c., at various Stations ...	235
148	„ Abstract of Observations taken at various Stations...	236
149	Transactions in Real and Leasehold Estates, from 1866 to 1874	237
150	Mortgages on Land (Decennial Return)	238
151	Discharges of Mortgages on Land, and Conveyances under Mortgage (Decennial Return)	238
152	Preferable Liens on Wool—Mortgages on Live Stock (Decennial Return)	238
153	Discharges of Mortgages on Live Stock (Decennial Return)	239
154	Liens on Growing Crops (Decennial Return)	239
155	Transactions under "Real Property Act" (Decennial Return)	239
156	Crown Grants registered under "Real Property Act" (Decennial Return)	239
157	Civil Justice—Business of the Supreme and Circuit Courts	240
158	„ Cases tried in Supreme and Circuit Courts	240
159	„ „ „ (Decennial Return)	240
160	„ Cases tried in the District Courts	241
161	Insolvencies (Decennial Return)	242
162	Miners' Rights and Business Licenses, &c.	242
163	Gold-mining Machinery—Number and Description...	243
164	Publicans' Licenses	245
165	Volunteer Corps and Companies	246
166	Naval Brigade	247
167	Regular Military Forces	247
168	Artillery Guns	247
169	Vaccination	248
170	Electors and Voters for Members to serve in the Legislative Assembly at last General Election	249
171	Electors and Voters for Members to serve in Boroughs and Municipal Districts ...	250
172	Land Sales in the Old Settled Counties and the Pastoral Districts...	251
173	„ (Decennial Return)	254
174	„ Conditionally Sold...	254
175	„ Set apart for Public Purposes	255
176	„ Alienated and Unalienated in the Old Settled Counties	256
177	„ „ „ remaining portion of the Colony	256
178	Revenue from Lands and Gold Fields...	257
179	Lands Leased for Pastoral Purposes (Decennial Return)	258

PUBLIC WORKS.

No. 143.—GENERAL RETURN of all Railways, Electric Telegraphs, Roads, Bridges, Buildings, &c., &c., carried on during the Year 1874.

Work, and where situated.	Whether Constructing or under Repair.	Estimated Expense.	Fund from which the Expense is defrayed.	When commenced.	Whether Finished or Unfinished.	If Finished, actual amount of Expenditure.	If Unfinished, amount of Expenditure to 31st December, 1874.	Amount expended in 1874.	Amount expended for Furniture in 1874.	Remarks.
RAILWAYS.		£				£ s. d.	£ s. d.	£ s. d.		
LINES OPEN FOR TRAFFIC.										
Trunk Lines—										
Darling Harbour Branch	Under repair and construction.	.....	Consolidated Revenue ..... 71,551 5 5 Loans 5,043,484 5 9 £5,115,035 11 2	1850 ...	Finished...	75,478 12 10	.....	5,558 2 1	.....	
Tramway	„	.....		1859 ...	„ ...	4,878 7 1	.....	.....	.....	
Sydney to Parramatta	„	.....		1850 ...	„ ...	731,550 11 5	.....	6,883 15 10	.....	
Great Southern Line—										
Parramatta to Liverpool	„	.....		1855 ...	„ ...	126,118 10 6	.....	.....	.....	
Liverpool to Campbelltown	„	.....		1857 ...	„ ...	131,999 2 11	.....	.....	.....	
Campbelltown to Menangle	„	.....		1859 ...	„ ...	81,046 14 5	.....	.....	.....	
Menangle to Picton	„	.....		1859 ...	„ ...	329,202 4 3	.....	.....	.....	
Picton to Goulburn	„	.....		1862 ...	„ ...	1,021,208 9 4	.....	43 19 4	.....	
Great Western Line—										
Parramatta to Penrith	„	.....		1858 ...	„ ...	308,588 0 7	.....	0 10 0	.....	
Windsor and Richmond	„	.....		1862 ...	„ ...	83,430 4 9	.....	0 5 0	.....	
Great Northern Line—										
Newcastle to West Maitland	„	.....		1853 ...	„ ...	426,293 2 0	.....	4,046 8 5	.....	
West Maitland to Singleton	„	.....		1858 ...	„ ...	335,565 2 9	.....	1 0 0	.....	
Singleton to Murrurundi	„	.....		1867 ...	„ ...	[a] 722,495 0 7	.....	.....	.....	[a] Appears less than to 31 December, 1873, by a Cr. now to a/c. of £428 14s. 7d.
Morpeth Branch	„	.....		1862 ...	„ ...	54,751 15 2	.....	262 9 11	.....	
Rolling Stock—										
South and West	„	.....		1850 ...	„ ...	476,975 14 4	.....	69,700 14 10	.....	
Windsor and Richmond	„	.....		1862 ...	„ ...	5,226 1 1	.....	.....	.....	
Northern	„	.....		1853 ...	„ ...	174,482 15 8	.....	9,324 3 2	.....	
Tramway	„	.....		1859 ...	„ ...	1,712 12 3	.....	.....	.....	
Machinery—										
South and West	„	.....		1850 ...	„ ...	19,452 12 6	.....	1,135 15 9	.....	
North	„	.....		1853 ...	„ ...	5,305 2 3	.....	113 8 5	.....	
EXTENSIONS NOT OPEN FOR TRAFFIC.										
Penrith towards Bathurst	Constructing ...	.....	Consolidated Revenue 29,000 19 9 Loans 2,115,856 19 9 £2,144,857 19 6	1862 ...	Unfinished	.....	1,801,367 6 5	30,568 4 11	.....	
Bathurst „ Orange	„	.....		1873 ...	„ ...	.....	19,357 3 3	15,098 7 11	.....	
Murrurundi „ Tamworth	„	.....		„ ...	„ ...	.....	39,740 0 11	35,541 7 6	.....	
Goulburn „ Yass	„	.....		„ ...	„ ...	.....	226,967 3 8	207,838 19 6	.....	
Yass „ Cootamundra	„	.....		„ ...	„ ...	.....	27,530 8 10	24,588 19 10	.....	
Cootamundra „ Wagga Wagga	„	.....		„ ...	„ ...	.....	4,441 18 4	2,475 14 6	.....	
Trial Surveys on Lines not sanctioned	.....	.....		.....	.....	.....	24,727 12 7	15,272 13 7	.....	
						5,115,760 16 8	2,144,131 14 0	428,455 0 6	.....	

ELECTRIC TELEGRAPHS.

Bendemeer to Bundarra	Constructing ...	.....	Loans ...	1873 ...	Finished...	3,201 8 6	.....	3,040 2 0	.....
Casino to Richmond River Heads	,, ...	.....		,, ...	,, ...	2,550 6 0	.....	2,204 17 0	.....
Carcoar, *vid* Cowra, to Young	,, ...	.....		,, ...	,, ...	2,891 4 3	.....	1,901 15 3	.....
Maitland, *vid* Manning River, to Port Macquarie ...	,, ...	.....		1874 ...	Unfinished	.....	3,756 4 0	3,756 4 0	.....
Wolumla to Bega	,, ...	.....		,, ...	Finished...	134 1 9	.....	134 1 9	.....
Additional Wire, Parramatta Junction to Bathurst ...	,, ...	.....		,, ...	,, ...	1,995 18 6	.....	1,995 18 6	.....
,, ,, ,, Bendemeer..	,, ...	.....		,, ...	,, ...	5,363 3 0	.....	5,363 3 0	.....
,, ,, ,, Yass ...	,, ...	.....		,, ...	,, ...	2,900 15 3	.....	2,900 15 3	.....
Kempsey to Macleay River Heads	,, ...	.....		,, ...	Unfinished	.....	580 16 3	580 16 3	.....
Mudgee to Rylstone	,, ...	.....		,, ...	,, ...	.....	814 4 5	814 4 5	.....
Pilliga to Coonamble	,, ...	.....		,, ...	,, ...	.....	1,430 1 0	1,430 1 1	.....
Inverell to Warialda	,, ...	.....		,, ...	,, ...	.....	983 8 10	983 8 10	.....
Coolah to Coonabarabran	,, ...	.....		,, ...	,, ...	.....	1,614 7 8	1,614 7 8	.....
Casino to The Tweed	,, ...	.....		,, ...	,, ...	.....	572 10 8	572 10 8	.....
Cape St. George to Ulladulla	,, ...	.....		,, ...	,, ...	.....	231 12 8	231 12 8	.....
Forbes to Parkes	,, ...	.....		,, ...	,, ...	.....	368 10 10	368 10 10	.....
Additional Wire, West Maitland to Murrurundi ...	,, ...	.....		,, ...	Finished...	731 11 3	.....	731 11 3	.....
						19,768 8 6	10,351 16 4	28,624 0 4	.....

ROADS AND BRIDGES.

Amounts in this column include total expenditure on both construction and maintenance since dates of commencement.

Main Northern Road	Repairs and partial construction.	No estimate	Consolidated Revenue.	1857 ...	Unfinished	.....	304,185 18 6	16,510 17 5	.....
,, Southern Road	,, ...	,, ...		,, ...	,, ...	.....	424,902 6 6	19,617 11 8	.....
,, Western Road	,, ...	,, ...		,, ...	,, ...	.....	328,803 0 5	13,442 19 5	.....
Mudgee Road	,, ...	,, ...		,, ...	,, ...	.....	98,851 6 5	10,780 0 4	.....
Grafton to Glen Innes	,, ...	,, ...		1866 ...	,, ...	.....	59,000 18 0	5,145 13 4	.....
Clyde Road	,, ...	,, ...		1865 ...	,, ...	.....	12,867 13 7	680 15 3	.....
Contingent Vote	,, ...	,, ...		1870 ...	,, ...	.....	.....	8,357 14 10	.....
Repairs to Bridges	,, ...	,, ...		,, ...	,, ...	.....	.....	3,069 17 0	.....
,, Toll Houses	,, ...	,, ...		,, ...	,, ...	.....	.....	690 9 7	.....
Port Macquarie to Kempsey	,, ...	,, ...		1864 ...	,, ...	.....	5,914 0 9	737 8 6	.....
Cassilis to Coonabarabran	,, ...	,, ...		,, ...	,, ...	.....	3,378 15 7	124 10 5	.....
Nundle to Peel River Gold Fields	,, ...	,, ...		,, ...	,, ...	.....	1,417 10 6	290 1 1	.....
Tamworth to Manilla	,, ...	,, ...		,, ...	,, ...	.....	4,061 19 11	538 7 9	.....
Armidale to Glen Innes	,, ...	,, ...		,, ...	,, ...	.....	5,596 2 8	1,000 1 11	.....
Glen Innes to Tenterfield	,, ...	,, ...		,, ...	,, ...	.....	6,975 4 6	1,378 13 2	.....
Kempsey to Armidale	,, ...	,, ...		1869 ...	,, ...	.....	12,347 13 7	3,036 12 0	.....
Glen Innes to Inverell	,, ...	,, ...		,, ...	,, ...	.....	5,907 17 10	1,837 2 4	.....
Armidale to Grafton	,, ...	,, ...		1864 ...	,, ...	.....	16,871 11 4	2,975 3 11	.....
Armidale to Port Macquarie	,, ...	,, ...		,, ...	,, ...	.....	5,060 12 1	.....	.....
Walcha to Port Macquarie	,, ...	,, ...		1872 ...	,, ...	.....	3,133 16 2	951 7 8	.....
Grafton to Casino	,, ...	,, ...		1864 ...	,, ...	.....	7,054 2 1	288 8 0	.....
Lawrence to Tenterfield	,, ...	,, ...		,, ...	,, ...	.....	31,361 9 8	5,491 4 10	.....
Willow-tree to Narrabri	,, ...	,, ...		1868 ...	,, ...	.....	7,860 13 9	1,659 16 6	.....
Tenterfield to Maryland...	,, ...	,, ...		1871 ...	,, ...	.....	2,861 7 4	1,106 10 0	.....
Currabubula to Tamworth	,, ...	,, ...		1864 ...	,, ...	.....	3,324 14 1	340 13 9	.....
Kempsey to Bellinger	,, ...	,, ...		1869 ...	,, ...	.....	1,951 2 1	393 9 7	.....
Cassilis to Cudgegong	,, ...	,, ...		1873 ...	,, ...	.....	410 7 3	270 7 3	.....
Port Macquarie to Tacking Point	,, ...	,, ...		1872 ...	,, ...	.....	123 0 0	40 0 0	.....

No. 143—RETURN of Public Works—*continued.*

Work, and where situated.	Whether Constructing, or under Repair.	Estimated Expense.	Fund from which the Expense is defrayed.	When commenced.	Whether Finished or Unfinished.	If Finished, actual amount of Expenditure.	If Unfinished, amount of Expenditure to 31 December, 1874.	Amount expended in 1874.	Amount expended for Furniture in 1874.	Remarks.
ROADS AND BRIDGES—*continued.*		£				£ s. d.	£ s. d.	£ s. d.		
Wiseman's Ferry, *via* Shepherd's Gully, to St. Albans..	Repairs and partial construction.	No estimate		1872 ...	Unfinished	.....	584 18 3	84 0 0	.....	
Cundle to Port Macquarie	,, ...	,, ...		,, ...	,, ...	.....	1,280 1 10	259 11 0	.....	
Casino to Ballina	,, ...	,, ...		1873 ...	,, ...	.....	2,074 1 2	1,150 9 11	.....	
Singleton to Denman, Merriwa to Cassilis	,, ...	,, ...		1872 ...	,, ...	.....	4,626 3 2	2,726 15 3	.....	
Richmond River to the Tweed	,, ...	,, ...		1873 ...	,, ...	.....	1,502 0 0	1,474 14 0	.....	
Sally's Flat to Tabrabucca	,, ...	,, ...		1872 ...	,, ...	.....	594 4 6	181 1 4	.....	
Rockley and Caloola to Tuena	,, ...	,, ...		1864 ...	,, ...	.....	704 11 11	68 18 3	.....	
Bathurst to Ophir	,, ...	,, ...		,, ...	,, ...	.....	3,072 13 9	240 15 6	.....	
Caloola to Tuena	,, ...	,, ...		,, ...	,, ...	.....	1,059 18 8	.....	.....	
Orange to Ophir	,, ...	,, ...		,, ...	,, ...	.....	892 14 0	112 0 0	.....	
Orange to Stony Creek	,, ...	,, ...		,, ...	,, ...	.....	5,541 13 9	1,030 0 9	.....	
Orange to Forbes...	,, ...	,, ...		1866 ...	,, ...	.....	8,208 14 7	1,665 12 10	.....	
Molong to Obley	,, ...	,, ...		,, ...	,, ...	.....	2,842 7 9	405 12 6	.....	
Bathurst and Caloola to Trunkey Gold Fields ...	,, ...	,, ...		1871 ...	,, ...	.....	4,245 19 4	1,395 19 6	.....	
Molong to Stony Creek	,, ...	,, ...		1864 ...	,, ...	.....	1,658 18 10	92 19 3	.....	
Cudgegong to Dubbo	,, ...	,, ...		1868 ...	,, ...	.....	3,151 17 10	1,068 18 7	.....	
Cowra to Grenfell	,, ...	,, ...		,, ...	,, ...	.....	5,577 8 9	1,293 14 3	.....	
Bell's Line to Colo River	,, ...	,, ...		1871 ...	,, ...	.....	699 18 2	76 6 6	.....	
Bathurst to Cowra	,, ...	,, ...		1870 ...	,, ...	.....	19,514 12 8	3,300 7 7	.....	
Orange to Carcoar	,, ...	,, ...		1871 ...	,, ...	.....	1,069 15 4	363 15 4	.....	
Bathurst to Sofala, *via* Peel, to Wyagdon	,, ...	,, ...		1868 ...	,, ...	.....	4,821 7 5	1,145 7 0	.....	
Bathurst to O'Connell Plains	,, ...	,, ...		1872 ...	,, ...	.....	829 13 0	229 13 0	.....	
Bathurst and O'Connell Plains, *via* Dirty Swamp, to O'Connell Plains.	,, ...	,, ...	Consolidated Revenue	,, ...	,, ...	.....	259 5 10	117 5 7	.....	
Bathurst to Hill End	,, ...	,, ...		,, ...	,, ...	.....	4,945 5 11	1,795 5 11	.....	
Sofala to Tambaroora Road, at Monkey Hill	,, ...	,, ...		1873 ...	,, ...	.....	862 6 1	262 6 1	.....	
Bathurst and Caloola Road to Rockley	,, ...	,, ...		,, ...	,, ...	.....	1,349 9 3	549 9 3	.....	
Sofala to Mudgee Road	,, ...	,, ...		1871 ...	,, ...	.....	720 3 1	75 0 0	.....	Expended by Trustees.
One Eye to Tuena	,, ...	,, ...		1872 ...	,, ...	.....	429 12 11	128 6 11	.....	
O'Connell's Plains to Fish River	,, ...	,, ...		1873 ...	,, ...	.....	635 13 8	399 5 0	.....	
Hill End to Hargraves	,, ...	,, ...		,, ...	,, ...	.....	1,811 8 6	561 8 6	.....	
Hay to Deniliquin	,, ...	,, ...		,, ...	,, ...	.....	1,599 0 0	1,182 8 4	.....	
Deniliquin to Moama	,, ...	,, ...		1868 ...	,, ...	.....	3,061 6 0	265 6 6	.....	
Wagga Wagga to Deniliquin	,, ...	,, ...		,, ...	,, ...	.....	5,455 9 10	603 18 3	.....	
Gunning to Boorowa	,, ...	,, ...		1864 ...	,, ...	.....	2,286 13 5	101 2 2	.....	
Queanbeyan to Cooma	,, ...	,, ...		,, ...	,, ...	.....	10,565 18 10	778 9 0	.....	
Cooma to Bombala	,, ...	,, ...		,, ...	,, ...	.....	5,446 7 1	489 0 10	.....	
Cathcart to Merimbula	,, ...	,, ...		1867 ...	,, ...	.....	6,865 18 11	1,074 8 9	.....	
Bombala to Merimbula	,, ...	,, ...		1864 ...	,, ...	.....	12,106 19 1	1,206 10 2	.....	
Panbula to Wolumla	,, ...	,, ...		1867 ...	,, ...	.....	1,054 15 6	83 0 6	.....	
St. Albans through Wollombine Common	,, ...	,, ...		1874 ...	,, ...	.....	70 0 0	70 0 0	.....	Amount handed to Trustees.
Waratah to Maitland	,, ...	,, ...		,, ...	,, ...	.....	100 19 6	100 19 6	.....	
Manilla, via Barraba, to Warialda	,, ...	,, ...		,, ...	,, ...	.....	75 9 2	75 9 2	.....	
Main Northern Road at Bendemeer, &c., to Inverell...	,, ...	,, ...		,, ...	,, ...	.....	477 12 9	477 12 9	.....	
Grafton to Solferino	,, ...	,, ...		,, ...	,, ...	.....	2,071 4 6	2,071 4 6	.....	
Hill End, via Bragg's, to Main Western Road ...	,, ...	,, ...		,, ...	,, ...	.....	228 19 0	228 19 0	.....	
Bathurst and Caloola Road &c. to Cow Flat	,, ...	,, ...		,, ...	,, ...	.....	249 12 8	249 12 8	.....	

Tea-pot Swamp, *viâ* Wallow Grove, &c., to Carcoar ...	Repairs and partial construction.	No estimate	Consolidated Revenue	1874 ...	Unfinished	.....	387 3 0	387 3 0	.....
Braidwood to Araluen	"	" ...		1864 ...	" ...	.....	6,457 10 8	413 3 10	.....
Monga to Major's Creek, Elrington	"	" ...		" ...	" ...	.....	17,012 0 7	242 6 0	.....
Monga to Major's Creek, Reidsdale	"	" ...		" ...	" ...	.....	501 5 0	100 0 0	.....
Kempsey to the Bellinger	"	" ...		1869 ...	" ...	.....	1,747 5 6	393 9 7	.....
Wagga Wagga to Young	"	" ...		1864 ...	" ...	.....	7,789 6 0	637 3 10	.....
Wallandoon to Murrumburrah	"	" ...		1868 ...	" ...	.....	759 10 8	16 8 0	.....
Bowning to Young	"	" ...		1864 ...	" ...	.....	8,912 19 4	1,122 16 4	.....
Gundagai to Tumut	"	" ...		" ...	" ...	.....	4,956 0 1	356 8 8	.....
Gundagai to Wagga Wagga	"	" ...		" ...	" ...	.....	3,211 9 7	263 14 0	.....
Town of Adelong to Middle Adelong	"	" ...		1867 ...	" ...	.....	2,143 14 3	259 6 10	.....
Downing's Inn to Reilly's Crossing	"	" ...		1864 ...	" ...	.....	1,049 19 6	78 16 6	.....
Tarcutta to Wagga Wagga	"	" ...		" ...	" ...	.....	5,749 14 0	625 0 0	.....
Main South Road to Adelong	"	" ...		" ...	" ...	.....	2,770 11 3	480 5 11	.....
Albury to Corowa	"	" ...		" ...	" ...	.....	5,538 1 6	393 11 3	.....
Albury to Wagga Wagga	"	" ...		" ...	" ...	.....	8,211 18 10	1,970 2 3	.....
Wagga Wagga to Narandera	"	" ...		1868 ...	" ...	.....	2,710 16 9	229 3 6	.....
Tumut to Adelong	"	" ...		" ...	" ...	.....	1,640 5 1	335 9 6	.....
Goulburn to Queanbeyan	"	" ...		1864 ...	" ...	.....	19,074 0 8	80 16 8	.....
Goulburn to Cooma	"	" ...		1874 ...	" ...	.....	6,139 3 8	6,139 3 8	.....
Marulan to Jacqua	"	" ...		1872 ...	" ...	.....	448 9 0	175 0 0	.....
Tarago to Braidwood	"	" ...		1864 ...	" ...	.....	9,091 15 6	1,793 12 9	.....
Araluen to Moruya	"	" ...		1865 ...	" ...	.....	8,546 18 11	352 6 9	.....
Tumut to Brungle	"	" ...		1870 ...	" ...	.....	403 13 7	22 1 6	.....
Goulburn and Wheeo to Binda...	"	" ...		" ...	" ...	.....	3,071 0 0	1,718 16 3	.....
Braidwood to Elrington	"	" ...		" ...	" ...	.....	757 8 6	266 7 2	.....
Elrington to Araluen	"	" ...		" ...	" ...	.....	408 11 6	123 1 6	.....
Tumut to Kiandra	"	" ...		" ...	" ...	.....	282 4 0	34 13 0	.....
Old South Road (at Throsby Park) of Village of Robertson.	"	" ...		" ...	" ...	.....	1,857 5 0	407 0 0	.....
Merimbula to Jellat Jellat	"	" ...		1871 ...	" ...	.....	239 1 5	26 19 2	.....
Campbelltown to Narellan	"	" ...		" ...	" ...	.....	1,396 14 5	254 13 5	.....
Fitzroy Iron Mines to Bowral and Robertson Park ...	"	" ...		" ...	" ...	.....	725 0 0	74 14 0	.....
Corowa to Deniliquin	"	" ...		" ...	" ...	.....	1,965 9 6	472 19 0	.....
Bombala to Delegate	"	" ...		" ...	" ...	.....	540 7 5	54 8 0	.....
Bateman's Bay to Durras Lake	"	" ...		" ...	" ...	.....	132 8 3	43 3 0	.....
Goulburn, *viâ* Mount Wayo, to Tuena	"	" ...		" ...	" ...	.....	1,380 16 5	480 16 5	.....
Goulburn to Gullen Range	"	" ...		1872 ...	" ...	.....	1,099 7 8	34 0 0	.....
Twelve-mile Creek to Walleragang	"	" ...		" ...	" ...	.....	991 7 8	629 7 8	.....
Top of Long Gully to Burragorang Road, near Vandeville.	"	" ...		" ...	" ...	.....	173 2 0	43 10 0	.....
Top of Burragorang Mount to Martin's 850 acres ...	"	" ...		" ...	" ...	.....	91 7 0	26 10 0	.....
Mulgoa Road, near Vandeville, to top of Burragorang Mount.	"	" ...		" ...	" ...	.....	151 0 0	16 0 0	.....
Albury Municipality to Urana	"	" ...		" ...	" ...	.....	1,077 8 1	178 3 7	.....
Braidwood to Reidsdale	"	" ...		" ...	" ...	.....	146 0 0	56 0 0	.....
Bega to Bodalla	"	" ...		" ...	" ...	.....	1,533 0 0	958 16 4	.....
Mount Wayo to Tuena	"	" ...		1873 ...	" ...	.....	2,584 6 0	1,610 16 1	.....
Goulburn to Mount Wayo	"	" ...		" ...	" ...	.....	1,014 16 5	514 16 5	.....
Bombala to Eden	"	" ...		" ...	" ...	.....	9,615 14 6	8,341 13 4	.....
Bega to Tathra	"	" ...		" ...	" ...	.....	102 0 0	2 0 0	.....
Bega to Wolumla	"	" ...		" ...	" ...	.....	946 6 8	347 8 4	.....
Mount Wayo, *viâ* Peelwood, to Laggan	"	" ...		1872 ...	" ...	.....	1,922 11 6	1,292 14 4	.....
Peelwood to the Abercrombie River	"	" ...		1873 ...	" ...	.....	137 19 6	68 19 6	.....
Gullen Range to Wheeo	"	" ...		" ...	" ...	.....	340 0 0	13 17 2	.....

No. 143.—RETURN of Public Works—*continued.*

Work, and where situated.	Whether Constructing or under Repair.	Estimated Expense.	Fund from which the Expense is defrayed.	When commenced.	Whether Finished or Unfinished.	If Finished, actual amount of Expenditure.	If Unfinished, amount of Expenditure to 31 December, 1874.	Amount expended in 1874.	Amount expended for Furniture in 1874.	Remarks.
ROADS AND BBIDGES—*continued.*		£				£ s. d.	£ s. d.	£ s. d.		
Sharpening-stone Creek to Burrowa	Repairs and partial construction.	No estimate	Consolidated Revenue	1872 ...	Unfinished	.....	813 2 1	394 17 9	.....	
Goulburn and Braidwood Road to Yass	,, ...	,, ...		1873 ...	,, ...	.....	1,618 17 6	943 19 0	.....	
Goulburn Municipality, *vid* Gullen, to Wheeo ...	,, ...	,, ...		1874 ...	,, ...	.....	1,718 16 3	1,718 16 3	.....	
Road from Main South Road near Irishtown to George's River Old Road.	,, ...	,, ...		,, ...	,, ...	.....	61 5 0	45 0 0	.....	£45 vote of 1874 expended by Trustees.
Village of Robertson, *viâ* Kangaloon, to top of Aldcorn's Hill.	,, ...	,, ...		,, ...	,, ...	.....	22 19 0	22 19 0	.....	
Throsby Park to Broughton Creek	,, ...	,, ...		,, ...	,, ...	.....	234 19 1	234 19 1	.....	
Picton, *viâ* the Oaks, to Burragorang, near Vandeville	,, ...	,, ...		,, ...	,, ...	.....	43 2 0	43 2 0	.....	
Vandeville to Burragorang Mountain	,, ...	,, ...		,, ...	,, ...	.....	62 19 0	62 19 0	.....	
Gullen to Laggan	,, ...	,, ...		,, ...	,, ...	.....	78 6 10	78 6 10	.....	
Yass to Mundoonan	,, ...	,, ...		,, ...	,, ...	.....	11 0 0	11 0 0	.....	£59 expended by Trustees.
Milton to Bateman's Bay	,, ...	,, ...		,, ...	,, ...	.....	227 4 0	227 4 0	.....	
Braidwood to Oronmier	,, ...	,, ...		,, ...	,, ...	.....	75 17 6	75 17 6	.....	
Queanbeyan to Gunning...	,, ...	,, ...		,, ...	,, ...	.....	600 0 0	600 0 0	.....	
Gundagai to Tarabandra	,, ...	,, ...		,, ...	,, ...	.....	60 7 0	60 7 0	.....	
Moama to Perricoota	,, ...	,, ...		,, ...	,, ...	.....	67 18 3	67 18 3	.....	
Upper Tumberumba to Tumberumba	,, ...	,, ...		,, ...	,, ...	.....	104 0 0	104 0 0	.....	This sum handed to Trustees.
Sinking Wells, Lachlan to Darling	Construction ...	,, ...		1869 ...	,, ...	.....	6,949 14 5	48 5 6	.....	
Grafton Ferry and Approaches...	,, ...	,, ...		,, ...	,, ...	.....	.....	3,470 12 8	.....	
Approaches to Balranald Punt	,, ...	3,000		1871 ...	,, ...	.....	183 13 1	68 4 7	.....	
Punt at Brewarina	,, ...	400		1872 ...	,, ...	.....	51 11 6	31 6 6	.....	
Talbragar River at Cobborah	,, ...	500	Loans	,, ...	Finished...	500 0 0	.....	497 0 0	.....	
Hay Bridge Approaches	,, ...	19,000		1868 ...	Unfinished	.....	19,156 16 5	1,061 8 9	.....	
Nimboy Bridge Approaches	,, ...	23,159 19 6		,, ...	,, ...	.....	23,159 12 8	4,162 8 3	.....	
Bridges on Road, Dubbo to Warren	,, ...	1,750		1872 ...	Finished...	1,749 10 4	.....	937 10 6	.....	
Wallabadah Bridge	,, ...	800	Consolidated Revenue	,, ...	,, ...	1,247 3 0	.....	447 3 0	.....	£447 3s. paid from Main Northern Road.
Inveralochy Bridge	,, ...	1,200		,, ...	Unfinished	.....	224 6 8	220 0 0	.....	
Cannonbar Bridge	,, ...	1,000		,, ...	,, ...	.....	1,000 0 0	995 13 4	.....	
Bridge over Shoalhaven at Warri	,, ...	5,000	Loans	,, ...	,, ...	.....	4,686 0 4	4,266 16 6	.....	
Hawkesbury River Bridge at Windsor...	,, ...	11,000		1871 ...	,, ...	.....	10,974 0 9	5,709 9 0	.....	
Urara Bridge	,, ...	12,547		1869 ...	,, ...	.....	12,522 17 5	1,122 17 5	.....	
Winburndale Bridge	,, ...	500	Consolidated Revenue	1872 ...	Finished...	804 13 0	.....	304 13 0	.....	£304 13s. paid from Bathurst to Sofala Vote.
Mann River Bridge	,, ...	1,800		1873 ...	Unfinished	.....	461 4 10	425 0 10	.....	
Queanbeyan Bridge	,, ...	2,000		,, ...	Finished...	2,283 7 8	.....	1,635 17 6	.....	£283 7s. 8d. paid from Goulburn to Cooma Vote.
Loddon River Bridge	,, ...	600		,, ...	,, ...	629 17 4	.....	362 18 6	.....	£29 17s. 4d. paid from Contingent Vote.
King's River Bridge	,, ...	550		,, ...	,, ...	547 1 6	.....	205 7 4	.....	
Luskintyre Bridge	,, ...	1,000		,, ...	,, ...	997 18 8	.....	832 14 8	.....	
Adelong Bridge and Replacing Old Bridge	,, ...	530 / 600		,, ...	,, ...	836 2 2	.....	683 2 2	.....	

Broadwater at Moree	Construction ...	1,000	Consolidated Revenue	1873 ...	Unfinished	.....	127 2 0	119 0 0	.....	
Molonglo River Bridge	,, ...	2,000		,, ...	,, ...	.....	572 5 11	538 11 3	.....	
Cockburn Creek Bridge	,, ...	800		,, ...	,, ...	.....	355 12 1	351 8 9	.....	
Saltwater Creek Bridge	,, ...	500		,, ...	Finished ..	467 15 6	.....	331 13 10	.....	
Walker's River Bridge and Approaches	,, ...	1,100		,, ...	,, ...	1,100 0 0	.....	900 0 0	.....	
Parramatta River Bridges	,, ...	50,000	Loans ...	,, ...	Unfinished	.....	272 3 6	93 6 9	.....	
Fitzroy Bridge, Goulburn	,, ...	420		1874 ...	,, ...	.....	360 0 0	360 0 0	.....	Paid from Vote Repairs to Bridges.
Widening Bridge at Orange	,, ...	600		,, ...	Finished ..	423 19 3	.....	423 19 3	.....	
Repairs to Forbes Bridge	,, ...	478		,, ...	Unfinished	.....	152 0 0	152 0 0	.....	do do
Bridge, Currajong, at Bushman's	,, ...	300		,, ...	,, ...	.....	13 0 0	13 0 0	.....	
,, Slasher's Flat	,, ...	2,000		,, ...	,, ...	.....	18 8 11	18 8 11	.....	
,, Turon River, at Bragg's	,, ...	3,000		,, ...	,, ...	.....	12 4 7	12 4 7	.....	
,, Victoria, West Maitland	,, ...	1,500		,, ...	,, ...	.....	27 2 4	27 2 4	.....	
Bridge at Kangaroo Valley	,, ...	1,500		,, ...	,, ...	.....	23 12 0	23 12 0	.....	
,, Cato Creek, near Walgett	,, ...	600	Consolidated Revenue	,, ...	,, ...	.....	39 6 8	39 6 8	.....	
,, Cudgegong, at Mudgee	,, ...	3,500		,, ...	,, ...	.....	112 17 6	112 17 6	.....	
,, Tallamullin Creek, at Baan Baa	,, ...	800		,, ...	,, ...	.....	450 0 0	450 0 0	.....	
,, Mullenderrie Lane	,, ...	400		,, ...	,, ...	.....	75 15 0	75 15 0	.....	
,, Moggenderrie Creek	,, ...	500		,, ...	,, ...	.....	280 6 8	280 6 8	.....	
,, Davy's Creek	,, ...	350		,, ...	,, ...	.....	304 3 8	304 3 8	.....	
,, Back Creek	,, ...	300		,, ...	,, ...	.....	204 10 0	204 10 0	.....	
,, Payne's Crossing	,, ...	1,200		,, ...	,, ...	.....	91 10 0	91 10 0	.....	
,, Doctor's Creek, near Narrabri	,, ...	450		,, ...	,, ...	.....	146 8 4	146 8 4	.....	
,, Jamerson's Creek	,, ...	179 10/-		,, ...	Finished...	179 10 0	.....	179 10 0	.....	Paid from Vote "Repairs to Bridges."
,, Sweetman's Creek	,, ...	230		,, ...	Unfinished	.....	38 5 0	38 5 0	.....	
,, Moruya	,, ...	6,000	Loans ...	,, ...	,, ...	.....	40 15 0	40 15 0	.....	
,, Herons	,, ...	185		,, ...	,, ...	.....	85 0 0	85 0 0	.....	Paid from Vote "Cundle to Port Macquarie."
,, Talywalka, near Menindie	,, ...	600		,, ...	,, ...	.....	31 10 0	31 10 0	.....	
Sidmouth Valley Road	Repairs and partial construction.	No estimate..		,, ...	,, ...	.....	209 11 9	209 11 9	.....	
Kingdom Ponds to Dry Creek		,, ...		,, ...	,, ...	.....	97 5 3	97 5 3	.....	
Adelong to Hillas Creek...	,, ...	,, ...		,, ...	,, ...	.....	200 0 0	200 0 0	.....	
Nelligen to Bateman's Bay	,, ...	,, ...		,, ...	,, ...	.....	140 0 0	140 0 0	.....	Paid from Unclassified Road Vote.
Adelong Streets	,, ...	,, ...		,, ...	,, ...	.....	300 0 0	300 0 0	.....	
Tumut to Kiandra	,, ...	,, ...	Consolidated Revenue	,, ...	,, ...	.....	150 0 0	150 0 0	.....	
Tumut to Lac-ma-lac	,, ...	,, ...		,, ...	,, ...	.....	172 0 0	172 0 0	.....	
Blayney to Brown's Creek	,, ...	,, ...		,, ...	,, ...	.....	100 0 0	100 0 0	.....	
Tamworth to Gunnedah...	,, ...	,, ...		,, ...	,, ...	.....	350 0 0	350 0 0	.....	
Blacktown to Riverstone	,, ...	,, ...		,, ...	,, ...	.....	75 0 0	75 0 0	.....	
Dubbo to Cobborah	,, ...	,, ...		,, ...	,, ...	.....	675 0 0	675 0 0	.....	
Braidwood to Molonglo	,, ...	,, ...		,, ...	,, ...	.....	189 0 0	189 0 0	.....	Transfers from Trustees, Schedule.
Ghinni Ghinni to Lansdowne River	,, ...	,, ...		,, ...	,, ...	.....	75 0 0	75 0 0	.....	
Pitt Town to Wiseman's Ferry	,, ...	,, ...		,, ...	,, ...	.....	75 0 0	75 0 0	.....	
Bungendore, *viâ* Molonglo, to Queanbeyan	,, ...	,, ...		,, ...	,, ...	.....	110 0 0	110 0 0	.....	
Minor Roads—Issued to Trustees for various Works, from the Vote of £6,000 for Minor Roads unclassified.	... ...	.....		.....	.....	.....	.....	3,906 0 0	.....	
Subordinate Roads under Trustees—Amount issued for Expenditure :—										
Northern Roads	... ...	.....	.....	.....	.....	.....	.....	17,569 0 0		
Western Roads	... ...	.....	.....	.....	.....	.....	.....	11,114 0 0		
Southern Roads	... ...	.....	.....	.....	.....	.....	.....	12,841 0 0		
					£	11,766 18 5	1,743,365 4 10	253,000 11 4	.....	

No. 143.—RETURN of Public Works—*continued.*

Work, and where situated.	Whether Constructing or under Repair.	Estimated Expense.	Fund from which the Expense is defrayed.	When commenced.	Whether Finished or Unfinished.	If Finished, actual amount of Expenditure.	If Unfinished, amount of Expenditure to 31 December, 1874.	Amount expended in 1874.	Amount expended for Furniture in 1874.	Remarks.
HARBOURS AND RIVERS.		£				£ s. d.	£ s. d.	£ s. d.		
SYDNEY DISTRICT.										
Iron Wharf, Darling Harbour	Constructing	50,000	Loans	1869	Unfinished	.....	46,935 17 3	775 14 7	.....	
Reclamation, Blackwattle Bay	Progressing	.....	"	1870	"	.....	17,791 7 2	14,005 4 9	.....	[a] Work being carried out by Sydney Corporation.
Sewer and Silt-pit, Darling Harbour	"	.....	Consolidated Revenue	1874	"	.....	2,438 13 6	[a] 2,438 13 6	.....	
Wharf, Blue's Point	Constructing	.....		1872	Finished	[b] 950 0 0	.....	296 11 8	.....	[b] £350 of this amount was subscribed by Borough of Victoria.
Sea Wall, Botanical Gardens	"	.....		1867	Unfinished	.....	4,487 15 10	1,529 14 1	.....	
Jetty, Cowper Wharf	"	.....		1874	Finished	395 17 1	.....	395 17 1	.....	
Glebe Island Road	Repairs	100		1874	"	100 0 0	.....	100 0 0	.....	
Wharf, Milson's Point	"	150		1874	"	150 0 0	.....	[c] 150 0 0	.....	[c] Contribution paid to Municipal Council of St. Leonards.
NEWCASTLE AND HUNTER RIVER DISTRICT.										
Extension of Wharf Accommodation, Newcastle	Constructing	.....	Loans	1858	Unfinished	.....	[d] 35,111 7 6	2,003 10 1	.....	[d] £4,000 of this amount represents a transfer to the vote for Coal Staiths.
Wharfs and Coal Basin	"	.....		1874	"	.....	3,927 7 3 0 10 3	3,927 7 3	.....	
Coal Staiths and purchase of Land, including additional Siding.	"	.....		1866	"	.....	34,704 13 5	[e] 32 7 3	.....	[e] Paid on account of Coal Staiths Sidings.
New Dredge for Newcastle	"	48,000		1871	"	.....	34,323 10 5	15,382 15 2	.....	
Southern Breakwater, Newcastle	"	.....		1866	"	.....	20,700 2 7	720 14 0	.....	
Wharf, Bullock Island	"	.....		1871	"	.....	912 4 8	387 18 4	.....	
Additional Cranes, Newcastle	"	9,000		1874	"	.....	781 5 0	781 5 0	.....	
Boat Harbour, Newcastle	"	.....	Con. Rev.	"	"	.....	1,000 0 0	1,000 0 0	.....	
Boats for Singleton, to be used in Flood time	"	.....	.....	"	Finished	50 0 0	.....	50 0 0	.....	
Boat Harbour, Raymond Terrace	"	.....	.....	.....	"	200 0 0	.....	157 14 2	.....	
Lighting Lamps, Newcastle Wharf	"	.....	.....	1874	.....	.....	90 0 0	90 0 0	.....	
Boat Shed, Newcastle	"	.....	.....	"	Unfinished	.....	188 3 3	188 3 3	.....	
Appliances for discharging Ballast	"	3,000	Con. Rev.	"	"	.....	521 18 10	521 18 10	.....	
Wharf and Coal Shoots, Morpeth	"	10,000	Loans	1865	"	.....	4,294 13 0	3 6 0	.....	
Grassing Sand Hills, Newcastle	Progressing	300	Con. Rev.	1874	"	.....	19 19 0	19 19 0	.....	
DREDGE SERVICE.										
Excavation of Silt by Dredge "Hercules"	"	.....	Consolidated Revenue	1873	Finished	2,997 3 0	.....	296 8 2	.....	Stationed in Port Jackson.
" " "	"	.....		1874	Unfinished	.....	3,195 8 3	3,195 8 3	.....	"
" " "Samson"	"	.....		1873	Finished	6,357 15 11	.....	184 0 10	.....	"
" " "	"	.....		1874	Unfinished	.....	5,455 19 9	5,455 19 9	.....	"
" " "Titan"	"	.....		1873	Finished	2,157 13 3	.....	435 4 5	.....	Stationed Parramatta River.
" " "	"	.....		1874	Unfinished	.....	2,149 19 9	2,149 19 9	.....	Stationed Parramatta River. and Brisbane Water.
" " "Hunter"	"	.....		1873	Finished	4,118 2 3	.....	3 8 4	.....	Stationed Newcastle.
" " "	"	.....		1874	Unfinished	.....	2,843 10 7	2,843 10 7	.....	" "
" " "Vulcan"	"	.....		"	"	.....	3,809 19 5	3,809 19 5	.....	" "
" " "Pluto"	"	.....		1873	Finished	3,008 2 6	.....	796 0 6	.....	Stationed Shoalhaven River.
" " "	"	.....		1874	Unfinished	.....	2,496 16 7	2,496 16 7	.....	" "
" " "Fitz Roy"	"	.....		1873	Finished	3,136 16 8	.....	204 4 10	.....	Stationed Macleay River.
" " "	"	.....		1874	Unfinished	.....	3,213 0 11	3,213 0 11	.....	" "
Wages, Stores, &c., Tug "Ajax," attached to Dredges, Hunter River.	"	.....		1873	Finished	666 19 7	.....	120 6 7	.....	

Cost of Dredges kept working through the night ...	Progressing ...	.....	Consolidated Revenue	1873 ...	Finished...	2,573 1 8	.....	[a] 2,573 1 8	.....	[a] "Samson" £1,419 8 0 "Vulcan".. 737 15 6 "Hunter".. 240 12 10 "Hercules" 175 5 4 £2,573 1 8
" " " ...	"	.....		1874 ...	Unfinished	.....	6,185 12 6	[b] 6,185 12 6	.....	
Dredge, "Newcastle"	"	.....		" ...	" ...	.....	2,011 10 9	2,011 10 9	.....	
Additional Punts, Dredge "Fitzroy"	Constructing ...	.....		1872 ...	" ...	.....	85 9 10	53 11 4	.....	[b] "Vulcan" £2,127 13 2 "Samson".. 3,110 2 11 "Hunter".. 193 15 6 "Hercules" 754 0 11 £6,185 12 6
" " "Vulcan"	"	.....		" ...	" ...	.....	266 17 10	227 11 4	.....	
New Tug, Dredge "Fitzroy"	"	.....		1873 ...	" ...	.....	1,948 0 0	1,900 0 0	.....	
" "Hercules"	"	.....		" ...	Finished...	3,500 0 0	.....	1,300 0 0	.....	
" "Vulcan"	"	.....		1874 ...	Unfinished	.....	1,886 8 0	1,886 8 0	.....	
Special Services, Steamer, "Thetis"	.....	.....		" ...	" ...	.....	24 0 6	24 0 6	.....	
Landing Silt and forming Ground, Sydney Harbour	Progressing ...	.....		" ...	" ...	.....	2,184 7 10	[c] 2,184 7 10	.....	[c] £369 os. 1d. of this amount is on account of 1873.
Additional Punts, Dredge "Hercules"	Constructing ...	.....		" ...	" ...	.....	320 12 4	320 12 4	.....	
WOLLONGONG.										
Coal Shoots and Railway	"	.....		1873 ...	" ...	.....	509 1 0	499 2 0	.....	
Repairs to Road, Belmore Basin	"	.....		1874 ...	" ...	.....	103 0 0	103 0 0	.....	
KIAMA.										
Improvements to Harbour	"	66,860	Loans	1861 ...	" ...	.....	57,787 17 5	6,377 14 7	.....	
CLARENCE RIVER.										
North Breakwater	"	.....		1868 ...	.....	.....	9,070 7 1	6,253 6 7	.....	
RICHMOND RIVER.										
Clearing Obstructions from River	.....	.....	Consolidated Revenue	1874 ...	.....	.....	298 6 9	298 6 9	.....	
MORUYA RIVER.										
Northern Breakwater	Constructing ...	9,000	Loans	1873 ...	.....	.....	2,688 10 5	2,668 13 5	.....	
Trial Bay Harbour of Refuge	"	.....		1874 ...	.....	.....	464 10 1	[d] 464 10 1	.....	[d] For purchase of plant.
Repairs to Tathra Wharf	.....	.....	Consolidated Revenue	" ...	.....	.....	1,050 0 0	1,050 0 0	.....	
ULLADULLA.										
Cottage for Light-house Keeper	Erecting	.....		1872 ...	.....	.....	333 0 0	50 0 0	.....	
Improving Navigation of Murray, Murrumbidgee, and Darling Rivers.	Progressing ...	.....	Loans & Consolidated Revenue	1866 ...	Unfinished	.....	95,154 18 11	[e] 10,292 1 7	.....	[e] The work this year has been confined to the rivers Darling and Murrumbidgee.
MISCELLANEOUS.										
Harbour Surveys	"	.....	Consolidated Revenue	1873 ...	Finished...	796 13 4	.....	[f] 40 1 6	.....	[f] Paid from Treasury Vote for Inner Water and Coast Surveys.
"	"	.....		1874 ...	Unfinished	.....	500 8 10	500 8 10	.....	
Incidental Expenses to Wharfs, Bridges, and other Public Works.	Repairs, &c. ...	.....		1873 ...	.....	.....	[h] 7,457 19 3	7,442 4 9 [g] 15 14 6	.....	[g] On account of 1872.
" " " ...	"	.....		1874 ...	.....	.....	[h] 6,551 13 8	6,551 13 8	.....	[h] Annual Service.
Fitzroy Dock, Cockatoo Island	Constructing and in use.	.....	Loans & Consolidated Revenue.	1848 ...	In use since Dec., 1857	....	33,590 5 3	.....	.....	
Elongation of Dock, and other works in connection with the Docking Establishment.	.....	.....	Loans ...	1873 ...	Unfinished	....	2,204 7 1	1,618 16 4	.....	
Workshops and other Buildings	.....	.....	.....	.....	.....	.....	8,518 8 10	145 6 8	.....	
Machinery	Nearly all erected and in use.	.....	.....	.....	.....	.....	11,083 11 8	87 19 0	.....	
Salaries to 1870	.....	.....	.....	.....	Finished...	43,430 15 6	.....	.....	.....	
" 1874	.....	.....	.....	.....	" ...	655 10 0	.....	[i] 655 10 0	.....	[i] £87 of this amount is an outstanding of 1873.
Docking Vessels, and other Contingent Expenses ...	.....	.....	Consolidated Revenue	1873 ...	" ...	2,573 11 0	.....	835 12 1	.....	
" " ...	.....	.....		1874 ...	Unfinished	.....	2,079 1 7	2,079 1 7	.....	
Widening, &c., Gosford Wharf	.....	300		" ...	Finished...	300 0 0	.....	[j] 300 0 0	.....	[j] Transferred to Trustees to carry out the work.
Wharf, Gladstone, Macleay River	.....	350		1872 ...	Unfinished	.....	323 2 0	90 14 0	.....	
Deepening Bars, Myall Lakes	....	500		1874 ...	" ...	.....	500 0 0	[j] 500 0 0	.....	
					£	78,118 1 9	486,575 13 7	137,749 17 1	.....	

No. 143.—RETURN of Public Works—*continued.*

Work, and where situated.	Whether Constructing or under Repair.	Estimated Expense.	Fund from which the Expense is defrayed.	When commenced.	Whether Finished or Unfinished.	If Finished, actual amount of Expenditure.	If Unfinished, amount of Expenditure to 31st December, 1874.	Amount expended in 1874.	Amount expended for Furniture in 1874.	Remarks.
PUBLIC BUILDINGS, &c.		£				£ s. d.	£ s. d.	£ s. d.	£ s. d.	
SYDNEY.										
Government House	Additions & repairs	.....		1874 ...	Finished...	1,668 0 0	.....	1,668 0 0	317 14 9	
„ „	Gas-lighting ...	.....		„ ...	„ ...	305 17 9	.....	305 17 9	.....	
Government Stables	Repairs	.....		„ ...	„ ...	234 18 1	.....	234 18 1	9 10 0	
Government Domain—Outer	Lighting lamps ...	.....		„ ...	„ ...	232 0 0	.....	232 0 0	.....	
„ „ Inner, Gardener's Lodge ...	Repairs	.....		„ ...	„ ...	4 8 4	.....	4 8 4	.....	
Botanical Gardens, Entrance Gates	Additions	.....		„ ...	„ ...	26 10 0	.....	26 10 0	.....	
„ „ Residences	Repairs	.....		„ ...	„ ...	64 4 8	.....	64 4 8	11 9 2	
„ „ Director's New Residence ...	Erecting	1,500 0 0		1873 ...	„ ...	2,420 16 0	.....	1,942 16 0	24 18 6	
Hyde Park	Gas-lighting ...	.....		1874 ...	„ ...	227 11 2	.....	227 11 2	.....	
„ Urinal	Removing	.....		„ ...	„ ...	3 15 6	.....	3 15 6	.....	
Colonial Secretary's Office	Repairs	.....		„ ...	„ ...	90 5 6	.....	90 5 6	18 18 6	
Executive Council Office	.....	.....		„ ...	„ ...	.....	.....	.....	19 7 6	
Colonial Treasury	Additions, alterations, and repairs.	.....	Consolidated Revenue	„ ...	„ ...	1,473 5 1	.....	1,473 5 1	530 17 1	
Auditor General's Office	Alterations and repairs.	.....		„ ...	„ ...	413 11 11	....	413 11 11	130 10 11	
Stamp Office	Repairs	.....		„ ...	„ ...	13 15 3	.....	13 15 3	46 6 3	
Office of Minister for Lands	„	.....		„ ...	„ ...	48 15 4	.....	48 15 4	146 5 0	
Lands Occupation Office	„	.....		„ ...	„ ...	16 5 7	.....	16 5 7	44 16 0	
Surveyor General's Office	„	.....		„ ...	„ ...	100 19 0	.....	100 19 0	190 14 0	
Office of Inspector of Stock...	„	.....		„ ...	„ ...	28 9 2	.....	28 9 2	3 15 0	
Public Works Office	Alterations and repairs.	.....		„ ...	„ ...	544 8 1	.....	544 8 1	87 11 5	
Office of Engineer-in-Chief for Railways	Repairs	.....		„ ...	„ ...	112 11 7	.....	112 11 7	279 10 6	
„ „ Harbours & Rivers	„	.....		„ ...	„ ...	19 3 10	.....	19 3 10	15 16 3	
„ „ Roads	„	.....		„ ...	„ ...	1 13 11	.....	1 13 11	34 15 0	
Colonial Architect's Office	Additions	900 0 0		„ ...	Unfinished	.....	500 0 0	500 0 0	128 16 11	
„ „	Repairs	.....		„ ...	Finished...	45 6 1	.....	45 6 1	.....	
New Public Works Office	Erecting	60,000 0 0	Loans ...	„ ...	Unfinished	.....	3,145 16 8	3,145 16 8	.....	
Office of Minister for Mines	Alterations and repairs.	.....	Consolidated Revenue.	„ ...	Finished...	166 5 5	.....	166 5 5	646 2 10	
New Post Office	Erecting	36,000 0 0	Loans ...	1865 ...	Unfinished	.....	85,918 16 8	11,137 0 10	.....	
„	Fittings and furniture.	5,044 1 6		1874 ...	„ ...	.....	.....	.....	6,234 7 11	
„	Iron-safes	1,000 0 0		„ ...	„ ...	.....	.....	.....	491 0 0	
General Post Office, Wynyard-square	Repairs	.....		„ ...	Finished...	40 16 7	.....	40 16 7	.....	
Electric Telegraph Office, George-street	„	.....		„ ...	„ ...	15 2 5	.....	15 2 5	.....	
Office of Minister for Justice	„	.....		„ ...	„ ...	10 1 7	.....	10 1 7	124 0 0	
Crown Law Offices	Additions	380 0 0		1873 ...	„ ...	397 10 0	.....	52 10 0	.....	
„	Repairs	.....	Consolidated Revenue	1874 ...	„ ...	39 18 1	.....	39 18 1	81 8 3	
Government Printing Office...	Additions to closets	265 0 0		„ ...	Unfinished	.....	200 0 0	200 0 0	.....	
„ „	Repairs, alterations, &c.	.....		„ ...	Finished...	1,018 3 8	.....	1,018 3 8	43 14 0	
Free Public Library	Alterations, repairs, &c.	.....		„ ...	„ ...	949 15 3	.....	949 15 3	61 3 2	
Old School of Industry site...	Wall and railing ...	.....		„ ...	„ ...	348 18 3	.....	348 18 3	.....	
Parliamentary Buildings	Repairs & alterations	.....		„ ...	„ ...	563 9 9	.....	563 9 9	309 12 11	
„	Gas-lighting ...	.....		„ ...	„ ...	70 0 0	.....	70 0 0	.....	

Mint	Alterations ...	1,400		1873 ...	Finished...	1,800 0 0	.....	1,500 0 0	30 6 4
„	Repairs	.....		1874 ...	„ ...	108 3 4	.....	108 3 4	.....
Hyde Park Asylum	„	.....		„ ...	„ ...	166 8 11	.....	166 8 11	18 18 0
Coroner's Office	„	.....		„ ...	„ ...	14 0 7	.....	14 0 7	8 18 10
Vaccine Institution	Additions & repairs	.....		„ ...	„ ...	283 15 4	.....	283 15 4	.....
Office of Comptroller of Prisons	Repairs	.....		„ ...	„ ...	22 0 6	.....	22 0 6	3 15 0
Office of Chief Inspector of Distilleries	„	.....		„ ...	„ ...	0 3 0	.....	0 3 0	.....
Registrar General's Office	Additions, repairs, &c.	.....		„ ...	„ ...	332 12 3	.....	332 12 3	95 16 4
Australian Museum	Repairs	.....		„ ...	„ ...	46 7 0	.....	46 7 0	.....
Office of Inspector of Weights and Measures ...	Alterations ...	.....		„ ...	„ ...	20 9 10	.....	20 9 10	.....
Custom House	Additions	500		1873 ...	„ ...	500 0 0	.....	100 0 0	6 0 0
„	Repairs, &c. ...	.....		1874 ...	„ ...	204 17 9	.....	204 17 9	.....
Circular Quay—Closets	„	.....		„ ...	„ ...	125 13 10	.....	125 13 10	.....
„ Wharfinger's Office	Erecting	125		„ ...	„ ...	125 0 0	.....	125 0 0	.....
„ Dead House	Repairs	.....		„ ...	„ ...	19 16 6	.....	19 16 6	.....
„ Landing-waiter's Box	„	.....		„ ...	„ ...	10 16 2	.....	10 16 2	.....
Government Boat-shed	Additions	.....		„ ...	„ ...	455 17 6	.....	455 17 6	.....
Colonial Stores	.....	.....		„ ...	„ ...	.....	.....	.....	17 0 0
Observatory	Alterations & repairs	.....		„ ...	„ ...	541 3 0	.....	541 3 0	5 12 6
Signal Station, Fort Phillip	Repairs	.....		„ ...	„ ...	170 3 3	.....	170 3 3	11 10 0
Harbour Master's Office	„	.....		„ ...	„ ...	0 16 3	.....	0 16 3	.....
Office of Marine Board	„	.....		„ ...	„ ...	17 11 6	.....	17 11 6	31 1 6
Lunatic Receiving House, Darlinghurst	„	.....		„ ...	„ ...	44 14 6	.....	44 14 6	21 7 6
School of Industry, Darlinghurst	Additions	.....		„ ...	„ ...	18 18 6	.....	18 18 6	.....
Mortuary Station, Redfern	Repairs	.....		„ ...	„ ...	12 13 9	.....	12 13 9	.....
Supreme Court House	„	.....	Consolidated Revenue	„ ...	„ ...	295 12 1	.....	295 12 1	27 19 0
Sheriff's Office	„	.....		„ ...	„ ...	19 9 11	.....	19 9 11	27 18 0
Insolvency Court	„	.....		„ ...	„ ...	8 15 8	.....	8 15 8	.....
District Court	Additions	600		1873 ...	„ ...	811 8 4	.....	261 8 4	71 15 6
„	Alterations & repairs	.....		1874 ...	„ ...	220 14 4	.....	220 14 4	.....
Court House, Darlinghurst	Repairs	.....		„ ...	„ ...	128 2 11	.....	128 2 11	29 0 11
Central Police Office...	Alterations ...	1,241		1873 ...	„ ...	1,149 0 0	.....	709 0 0	42 12 0
„ „	Repairs, &c. ...	.....		1874 ...	„ ...	243 8 10	.....	243 8 10	.....
Water Police Office	Repairs	.....		„ ...	„ ...	221 14 4	.....	221 14 4	110 1 9
Office of Inspector General of Police ...	.....	.....		„ ...	„ ...	.....	.....	.....	23 8 6
Police Depôt, Carter's Barracks	Repairs	.....		„ ...	„ ...	192 15 0	.....	192 15 0	.....
Watch House, Bathurst-street	„	.....		„ ...	„ ...	5 0 0	.....	5 0 0	.....
„ Cumberland-street	„	.....		„ ...	„ ...	2 14 5	.....	2 14 5	.....
„ Erskine-street	„	.....		„ ...	„ ...	17 3 1	.....	17 3 1	.....
„ Argyle-street	„	.....		„ ...	„ ...	25 9 11	.....	25 9 11	.....
„ Kent-street	„	.....		„ ...	„ ...	4 11 4	.....	4 11 4	.....
„ George-street South...	„	.....		„ ...	„ ...	37 5 9	.....	37 5 9	.....
„ Darlinghurst	„	.....		„ ...	„ ...	3 9 3	.....	3 9 3	.....
Gaol, Darlinghurst	Additions, alterations, and repairs.	.....		„ ...	„ ...	2,356 9 0	.....	2,356 9 0	2 6 0
Victoria Barracks	Repairs, &c. ...	.....		„ ...	„ ...	400 9 9	.....	400 9 9	3 5 0
„	Sweeping chimneys, lighting lamps, &c.	.....		„ ...	„ ...	125 12 0	.....	125 12 0	.....
Artillery Barracks	Repairs	.....		„ ...	„ ...	345 3 10	.....	345 3 10	14 18 2
„	Gas-lighting ...	.....		„ ...	„ ...	152 15 11	.....	152 15 11	.....
Commodore's Residence	Rent of premises...	.....		„ ...	„ ...	199 10 0	.....	199 10 0	193 1 4
„	Repairs, &c. ...	.....		„ ...	„ ...	256 0 7	.....	256 0 7	.....
Naval Depôt	Repairs & alterations	1,500		„ ...	Unfinished	.....	810 0 0	810 0 0	18 16 7
„	Repairs	.....		„ ...	Finished...	85 7 3	.....	85 7 3	.....
Military Stores	„	.....		„ ...	„ ...	229 10 10	.....	229 10 10	.....

No. 143.—RETURN of Public Works—*continued.*

Work, and where situated.	Whether Constructing or under Repair.	Estimated Expense.	Fund from which the Expense is defrayed.	When commenced.	Whether Finished or Unfinished.	If Finished, actual amount of Expenditure.	If Unfinished, amount of Expenditure to 31 December, 1874.	Amount expended in 1874.	Amount expended for Furniture in 1874.	Remarks.
PUBLIC BUILDINGS, &c.—*continued.*		£				£ s. d.	£ s. d.	£ s. d.	£ s. d.	
SYDNEY—*continued.*										
Commissariat Stores	Repairs	.....	Consolidated Revenue	1874	Finished	31 9 9	.....	31 9 9	.....	
Volunteer Office	.....	.....		,,	,,	.....	.....	.....	45 10 6	
Governor's Guard-house	Repairs	.....		,,	,,	23 11 10	.....	23 11 10	.....	
,,	Gas-lighting	.....		,,	,,	2 14 4	.....	2 14 4	.....	
Battery, Dawes' Point	Repairs	.....		,,	,,	19 6 6	.....	19 6 6	.....	
Main Guard-house	Gas-lighting	.....		,,	,,	1 3 2	.....	1 3 2	.....	
Fort Macquarie	Repairs	.....		,,	,,	93 12 5	.....	93 12 5	.....	
,,	Painting guns	.....		,,	,,	36 0 0	.....	36 0 0	.....	
Battery, Macquarie Point	,,	.....		,,	,,	32 10 0	.....	32 10 0	.....	
Guns, Hyde Park	Painting	.....		,,	,,	8 10 0	.....	8 10 0	.....	
Sydney Streets	Lighting lamps	.....		,,	,,	613 0 6	.....	613 0 6	.....	
Coffins for Paupers	Coffins and burials	.....		,,	,,	91 17 8	.....	91 17 8	.....	
Footpaths, Sydney Streets	Paving	.....		,,	,,	110 0 0	.....	110 0 0	.....	
PORT JACKSON.										
Harbour Defences generally	Constructing	.....	Loans	,,	,,	54 10 0	.....	54 10 0	.....	
,,	Purchase of land	.....		,,	,,	100 0 0	.....	100 0 0	.....	
,,	Fencing	.....		,,	Unfinished	.....	180 0 0	180 0 0	.....	
GLEBE ISLAND.										
Abattoir	Tank, repairs, &c.	.....	Con. Rev.	,,	,,	.....	232 4 0	232 4 0	.....	
GOAT ISLAND.										
Gunpowder Magazine	Repairs	.....	,,	,,	Finished	176 4 1	.....	176 4 1	9 10 0	
FORT DENISON.										
Fortifications	Repairs	.....	,,	,,	,,	0 18 4	.....	0 18 4	.....	
STEEL POINT.										
Fortifications	Constructing	.....	Loans	1871	,,	4,868 8 6	.....	200 0 0	.....	
SOUTH HEAD.										
Macquarie Light-house	Repairs	.....	Con. Rev.	1874	,,	68 16 2	.....	68 16 2	.....	
INNER SOUTH HEAD.										
Hornby Light-house	,,	.....	,,	,,	,,	189 19 7	.....	189 19 7	.....	
Fortifications	,,	.....	Loans	,,	,,	1 0 0	.....	1 0 0	.....	
CAMP COVE.										
Life-boat Shed	Erecting	.....	Con. Rev.	,,	,,	100 18 2	.....	100 18 2	.....	
SPRING COVE.										
Quarantine Station	Repairs	.....	,,	,,	,,	463 14 6	.....	463 14 6	.....	
,,	Erecting new buildings.	4,000	,,	,,	Unfinished	.....	1,100 0 0	1,100 0 0	.....	
MANLY.										
Watch-house	Repairs	.....	,,	,,	Finished	2 7 0	.....	2 7 0	.....	
MIDDLE HEAD.										
Fortifications	Constructing	.....	Loans	1871	,,	17,018 19 9	.....	632 2 0	.....	
GEORGE'S HEAD.										
Fortifications	,,	.....	,,	,,	,,	13,074 9 11	.....	1,208 2 10	.....	
Barrack	Additional work	.....	,,	1874	,,	1,131 3 8	.....	1,131 3 8	.....	
BRADLEY'S HEAD.										
Fortifications	Constructing	.....	,,	1871	,,	8,593 5 1	.....	320 3 11	.....	
NORTH SHORE.										
Watch-house	Repairs	.....	Con. Rev.	1874	,,	4 4 6	.....	4 4 6	.....	

COCKATOO ISLAND.										
Water Police Magistrate's Residence	Repairs	.....	Consolidated Revenue	1874	Finished...	11 5 2	.....	11 5 2	.....	
Industrial School and Reformatories, Biloela	„	.....		„	„	135 14 1	.....	135 14 1	1 17 6	
SPECTACLE ISLAND.										
Gunpowder Magazine	„	.....		„	„	54 2 1	.....	54 2 1	.....	
CALLAN PARK.										
Site for Lunatic Asylum	Tank, &c.	.....		„	„	6 4 0	.....	6 4 0	.....	
GLADESVILLE.										
Hospital for Insane	Additions	9,051		1873	Unfinished	.....	6,125 0 0	5,170 0 0	168 9 0	
„ „	Alterations and erecting quarters.	550		1874	„	.....	800 0 0	800 0 0	.....	
„ „	Repairs, &c.	.....		„	Finished...	1,713 13 1	.....	1,713 13 1	.....	
RYDE.										
Court and Watch House	Repairs & additions	.....		„	„	168 0 6	.....	168 0 6	.....	
NEWTOWN.										
Watch House	Repairs	.....		„	„	22 17 8	.....	22 17 8	.....	
PETERSHAM.										
Post and Telegraph Office	Erecting	.....		„	„	331 7 4	.....	331 7 4	.....	
BURWOOD.										
Post and Telegraph Office	„	.....		„	„	298 0 0	.....	298 0 0	.....	
Police Stations	Repairs	.....		„	„	40 13 6	.....	40 13 6	.....	
CONCORD.										
Watch House	„	.....		„	„	2 6 5	.....	2 6 5	.....	
LONGBOTTOM.										
Police Station	„	.....		„	„	34 0 0	.....	34 0 0	.....	
HASLEM'S CREEK.										
Post and Telegraph Office	Erecting	.....		„	„	370 0 0	.....	370 0 0	.....	
BOTANY.										
Custom House	Repairs	.....		„	„	25 17 3	.....	25 17 3	.....	
PARRAMATTA.										
Benevolent Asylum	„	.....		„	„	151 11 1	.....	151 11 1	.....	
Invalid Depôt	Care of building	.....		„	„	33 9 6	.....	33 9 6	.....	
Protestant Orphan School	Additions	520		1873	„	491 0 0	.....	241 0 0	38 18 10	
„ „	Alterations & repairs	.....		1874	„	997 2 0	.....	997 2 0	.....	
Roman Catholic Orphan School	„	.....		„	„	394 4 8	.....	394 4 8	0 7 6	
Post Office	„	.....		„	„	.....	.....	.....	1 17 6	
Lunatic Asylum	Additions	15,150		„	Unfinished	.....	5,300 0 0	5,300 0 0	6 0 9	
„	Repairs, &c.	.....		„	Finished...	818 1 2	.....	818 1 2	.....	
Court House	Repairs	.....		„	„	153 2 10	.....	153 2 10	1 9 7	
Gaol	Repairs, additions, &c.	.....		„	„	711 0 7	.....	711 0 7	18 12 6	
WINDSOR.										
Telegraph Office	Repairs	.....		„	„	33 10 0	.....	33 10 0	.....	
Police Station	„	.....		„	„	14 10 0	.....	14 10 0	.....	
Gaol	„	.....		„	„	23 3 0	.....	23 3 0	.....	
RICHMOND.										
Telegraph and Post Office	Erecting	1,500		„	Unfinished	.....	200 0 0	200 0 0	.....	
PENRITH.										
Court House	.....	.....		„	Finished...	.....	.....	.....	3 0 0	
EMU FERRY.										
Police Station	Repairs	.....		„	„	24 5 0	.....	24 5 0	.....	
HARTLEY.										
Court House	„	.....		„	„	85 15 5	.....	85 15 5	23 2 8	
WALLERAWANG.										
Telegraph Station	„	.....		„	„	1 10 0	.....	1 10 0	.....	
RAGLAN.										
Police Station	Erecting	.....		„	„	157 0 8	.....	157 0 8	.....	

No. 143.—RETURN of Public Works—*continued.*

Work, and where situated.	Whether constructing or under Repair.	Estimated Expense.	Fund from which the Expense is defrayed.	When commenced.	Whether Finished or Unfinished.	If finished, actual amount of Expenditure.	If Unfinished, amount of Expenditure to 31 December, 1874.	Amount expended in 1874.	Amount expended for Furniture in 1874.	Remarks.
PUBLIC BUILDINGS, &c.—*continued.*										
Rylstone.		£				£ s. d.	£ s. d.	£ s. d.	£ s. d.	
Police Station...	Erecting	320		1874	Unfinished	.....	200 0 0	200 0 0	.....	
Mudgee.										
Court House	Additions	1,500		„	Finished...	1,458 0 0	.....	1,458 0 0	.....	
Police Station...	Repairs	.....		„	„	83 0 0	.....	83 0 0	.....	
Gaol	Additions	1,000		1872	„	992 12 0	.....	142 12 0	4 17 11	
„	Repairs	.....		1874	„	31 16 7	.....	31 16 7	.....	
Fish River Creek.										
Caves...	Ladders for	.....		„	„	29 2 9	.....	29 2 9	.....	
Bathurst.										
Court House	Repairs	.....		„	„	32 0 0	.....	32 0 0	.....	
Gaol	„	.....		„	„	130 7 6	.....	130 7 6	9 14 9	
Police Station...	„	.....		„	„	13 15 0	.....	13 15 0	0 15 7	
Oberon.										
Court House	.....	.....		„	„	.....	.....	.....	49 12 4	
Maclean.										
Court House	Erecting	675		1873	„	890 15 0	.....	590 15 0	2 3 0	
Police Station...	Tanks	.....		1874	„	20 5 6	.....	20 5 6	.....	
Obley.										
Court House	.....	.....		„	„	.....	.....	.....	7 5 0	
Hill End.										
Post and Telegraph Office	Erecting	2,200		1873	„	1,988 7 8	.....	962 1 0	.....	
Court House	.....	.....		1874	„	.....	.....	.....	29 14 0	
Lock-up	Repairs	.....		„	„	7 0 0	.....	7 0 0	.....	
Sofala.			Consolidated Revenue							
Police Magistrate's Quarters	Repairs	.....		„	„	105 0 0	.....	105 0 0	.....	
Court House	Erecting	1,400		„	Unfinished	.....	1,230 0 0	1,230 0 0	.....	
Gulgong.										
Telegraph Station	Additions	.....		„	Finished...	300 0 0	.....	300 0 0	.....	
Gunpowder Magazine	Erecting	450		„	„	425 0 0	.....	425 0 0	.....	
Kerosene Magazine	„	250		„	„	259 10 0	.....	259 10 0	.....	
Police Station...	Repairs	.....		„	„	69 0 0	.....	69 0 0	.....	
Forbes.										
Telegraph and Post Office	„	.....		„	„	432 0 0	.....	432 0 0	.....	
Court House	.....	.....		„	„	.....	.....	.....	21 2 7	
Parkes.										
Court House	.....	.....		„	„	.....	.....	.....	16 0 0	
Police Station...	Additions	.....		„	„	54 0 0	.....	54 0 0	.....	
McGuiggan's Lead.										
Police Station...	Erecting	.....		„	„	56 10 0	.....	56 10 0	.....	
Hargraves.										
Police Station...	Additions	.....		„	„	139 0 0	.....	139 0 0	.....	
Grenfell.										
Telegraph and Post Office	Alterations	410		„	Unfinished	.....	320 0 0	320 0 0	9 10 0	
Court House	Erecting	1,075		1873	Finished...	1,750 16 8	.....	1,297 6 8	2 2 0	
Molong.										
Court House	.....	.....		1874	„	.....	.....	.....	13 4 0	
Wellington.										
Telegraph Station	Fencing	100		1873	„	95 0 0	.....	45 0 0	.....	
Court House	Additions, &c.	.....		1874	„	138 0 0	.....	138 0 0	0 10 6	

CARCOAR.												
Court House	Fencing	.....		1874 ...	Unfinished	.....	75 0 0	75 0 0	.....			
STONEY CREEK.												
Court House	Repairs	.....		„ ...	Finished...	1 10 0	.....	1 10 0	.....			
WARREN.												
Court House	Tank	.....		„ ...	„ ...	5 0 0	.....	5 0 0	14 1 6			
Police Station...	Additions	.....		„ ...	„ ...	67 0 0	.....	67 0 0	.....			
COWRA.												
Court House	Repairs	.....		„ ...	„ ...	10 6 0	.....	10 6 0	15 17 7			
ORANGE.												
Telegraph and Post Office	Additions	.....		„ ...	„ ...	207 10 0	.....	207 10 0	.....			
Court House	Repairs	.....		„ ...	„ ...	0 15 0	.....	0 15 0	20 10 6			
Police Station...	Erecting	1,500		„ ...	Unfinished	.....	250 0 0	250 0 0	.....			
Lockup	Repairs, &c. ...	.....		„ ...	Finished...	61 0 0	.....	61 0 0	.....			
Gaol	Additions	.....		„ ...	„ ...	375 0 0	.....	375 0 0	.....			
DUBBO.												
Court House	.....	.....		„ ...	„ ...	.....	.....	.....	0 15 0			
Gaol	Additions	1,200		„ ...	„ ...	1,127 0 0	.....	1,127 0 0	6 16 0			
TERRABILE.												
Police Station...	Erecting	.....		„ ...	„ ...	214 0 0	.....	214 0 0	.....			
CORRAMBONG.												
Court House	.....	.....		„ ...	„ ...	.....	.....	.....	10 13 0			
MUNDOORAN.												
Police Station...	Additions... ...	.....		„ ...	„ ...	63 0 0	.....	63 0 0	.....			
BOURKE.												
Court House	Repairs	.....		„ ...	„ ...	28 15 0	.....	28 15 0	0 15 0			
Police Station...	„	.....		„ ...	„ ...	5 17 4	.....	5 17 4	.....			
Gaol	„	.....	Consolidated Revenue	„ ...	„ ...	41 0 0	.....	41 0 0	.....			
DANDALOO.												
Court House	.....	.....		„ ...	„ ...	.....	.....	.....	0 15 0			
WILCANNIA.												
Court House	Repairs	.....		„ ...	„ ...	1 0 9	.....	1 0 9	.....			
LIVERPOOL.												
Benevolent Asylum	Additional wing ...	5,000		1873 ...	„ ...	5,564 7 4	.....	1,875 4 0	6 0 0			
„ Bake-house	Erecting	700		1874 ...	Unfinished	.....	600 0 0	600 0 0	.....			
„ Lodge	„	.....		„ ...	Finished...	240 0 0	.....	240 0 0	.....			
„	Repairs, &c. ...	.....		„ ...	„ ...	254 11 7	.....	254 11 7	.....			
CAMPBELLTOWN.												
Court House	Repairs	.....		„ ...	„ ...	433 9 7	.....	433 9 7	.....			
MITTAGONG.												
Police Station...	Additions	.....		„ ...	„ ...	29 0 0	.....	29 0 0	.....			
BERRIMA.												
Court House	Repairs	.....		„ ...	„ ...	1 5 0	.....	1 5 0	3 4 6			
Gaol	„	.....		„ ...	„ ...	36 0 6	.....	36 0 6	0 9 0			
SUTTON FOREST.												
Police Station...	Additions	.....		„ ...	„ ...	31 0 0	.....	31 0 0	.....			
Lockup	„	.....		„ ...	„ ...	51 15 7	.....	51 15 7	.....			
GOULBURN.												
Court House	Repairs	.....		„ ...	„ ...	50 7 0	.....	50 7 0	18 4 1			
Gaol	Repairs, &c. ...	.....		„ ...	„ ...	419 7 8	.....	419 7 8	0 9 10			
Police Barracks	Repairs	.....		„ ...	„ ...	30 19 9	.....	30 19 9	.....			
Police Station...	Erecting	2,200		„ ...	Unfinished	.....	1,360 0 0	1,360 0 0	.....			
CROOKWELL.												
Court House	„	1,000		„ ...	„ ...	.....	100 0 0	100 0 0	.....			
GUNNING.												
Court and Watch-house	„	1,053		„ ...	Finished...	1,053 0 0	.....	1,053 0 0	.....			

No. 143.—RETURN of Public Works—*continued.*

Work, and where situated.	Whether Constructing or under repair.	Estimated Expense.	Fund from which the Expense is defrayed.	When commenced.	Whether Finished or Unfinished.	If Finished, actual amount of Expenditure.	If Unfinished, amount of Expenditure to 31st December, 1874.	Amount expended in 1874.	Amount expended for Furniture in 1874.	Remarks.
PUBLIC BUILDINGS, &c.—*continued.*		£				£ s. d.	£ s. d.	£ s. d.	£ s. d.	
YASS.										
Telegraph and Post Office	Repairs	.....		1874	Finished...	116 0 6	.....	116 0 6	.....	
Court House	„	.....		„	„	22 10 0	.....	22 10 0	2 14 1	
BURROWA.										
Telegraph and Post Office	Erecting	1,000		„	Unfinished	.....	150 0 0	150 0 0	.....	
YOUNG.										
Telegraph and Post Office	Repairs	.....		„	Finished...	349 0 0	.....	349 0 0	.....	
Court House	Fencing	.....		„	„	62 10 0	.....	62 10 0	66 15 0	
Lock-up	Repairs	.....		„	„	15 0 0	.....	15 0 0	.....	
Watch House	Erecting	800		„	„	865 0 0	.....	865 0 0	.....	
MURRUMBURRAH.										
Court House	Additions	320		„	Unfinished	.....	150 0 0	150 0 0	.....	
JUGIONG.										
Police Station	Repairs	.....		„	Finished...	57 0 0	.....	57 0 0	.....	
GUNDAGAI.										
Court House	„	.....		„	„	7 7 6	.....	7 7 6	.....	
Lock-up	„	.....		„	„	0 14 4	.....	0 14 4	.....	
WAGGA WAGGA.										
Police Station	Erecting	1,500		„	Unfinished	.....	950 0 0	950 0 0	.....	
ADELONG.										
Court House	Repairs	.....		„	Finished...	1 9 9	.....	1 9 9	.....	
Police Station	Additions	.....		„	„	169 10 0	.....	169 10 0	.....	
ALBURY.										
Survey Office	Repairs	.....	Consolidated Revenue	„	„	33 18 0	.....	33 18 0	14 12 0	
Court House	„	.....		„	„	14 3 0	.....	14 3 0	.....	
Police Station	Erecting	3,887		„	Unfinished	.....	400 0 0	400 0 0	.....	
Gaol	.....	.....		„	Finished...	.....	.....	.....	4 0 0	
COROWA.										
Court House	Repairs	.....		„	„	68 10 0	.....	68 10 0	5 11 0	
MOAMA.										
Custom House	„	.....		„	„	207 16 8	.....	207 16 8	.....	
HAY.										
Police Station	Erecting	1,320		„	Unfinished	.....	800 0 0	800 0 0	.....	
WENTWORTH.										
Court House	.....	.....		„	Finished...	.....	.....	.....	4 10 0	
Police Station	Repairs	.....		„	„	19 19 8	.....	19 19 8	.....	
MENINDIE.										
Court House	Erecting	450		„	„	425 0 0	.....	425 0 0	6 10 6	
Police Station	Repairs	.....		„	„	21 0 0	.....	21 0 0	.....	
BALRANALD.										
Court House	„	.....		„	„	10 10 0	.....	10 10 0	.....	
Lock-up	„	.....		„	„	14 10 0	.....	14 10 0	.....	
TUMBERUMBA.										
Court House	Additions	.....		„	„	100 0 0	.....	100 0 0	.....	
TUMUT.										
Police Station	Erecting	1,000		„	Unfinished	.....	150 0 0	150 0 0	.....	
Police Stable	„	.....		„	Finished...	76 0 0	.....	76 0 0	.....	

JERILDERIE.											
Court House ...	Erecting ...	700		1874	Finished...	708 4 0	.....	708 4 0	.....		
POONCARIA.											
Police Station...	Additions ...	.....		„	„ ...	25 0 0	.....	25 0 0	.....		
QUEANBEYAN.											
Court House ...	Repairs ...	.....		„	„ ...	1 18 3	.....	1 18 3	.....		
BRAIDWOOD.											
Police Station	Furniture ...	.....		„	„ ...	.....	.....	.....	2 2 9		
Gaol	Repairs ...	.....		„	„ ...	6 3 1	.....	6 3 1	.....		
ARALUEN.											
Court House ...	„ ...	.....		„	„ ...	1 15 0	.....	1 15 0	.....		
MICALAGO.											
Lock-up ...	„ ...	.....		„	„ ...	2 10 0	.....	2 10 0	.....		
SEYMOUR.											
Police Station...	„ ...	.....		„	„ ...	1 15 0	.....	1 15 0	.....		
COOMA.											
Court House ...	.....	.....		„	„ ...	.....	.....	.....	11 4 0		
Lock-up ...	Repairs ...	.....		„	„ ...	9 16 0	.....	9 16 0	.....		
Gaol ...	Erecting ...	8,000		1867	„ ...	12,337 0 9	.....	1,041 15 0	162 18 6		
„ ...	Repairs ...	.....		1874	„ ...	1 0 0	.....	1 0 0	.....		
BOMBALA.											
Lock-up ...	Additions ...	.....		„	„ ...	15 0 0	.....	15 0 0	.....		
NIMITIBELLE.											
Lock-up ...	„ ...	.....		„	Unfinished	.....	300 0 0	300 0 0	.....		
WOLLONGONG.											
Telegraph and Post Office ...	Additions & repairs	.....	Consolidated Revenue	„	Finished...	108 11 0	.....	108 11 0	.....		
Light House ...	Repairs ...	.....		„	„ ...	6 14 6	.....	6 14 6	6 2 0		
Court House ...	„ ...	.....		„	„ ...	26 10 0	.....	26 10 0	.....		
KIAMA.											
Court House ...	„ ...	.....		„	„ ...	1 8 0	.....	1 8 0	.....		
TERRARA.											
Telegraph Office	.....	.....		„	„ ...	.....	.....	.....	6 2 0		
ULLADULLA.											
Court House ...	Additions ...	.....		„	„ ...	25 0 0	.....	25 0 0	37 12 0		
MORUYA.											
Pilot Station ...	Repairs ...	.....		„	„ ...	0 15 6	.....	0 15 6	.....		
Police Station...	„ ...	.....		„	„ ...	1 0 5	.....	1 0 5	.....		
Court House ...	„ ...	.....		„	„ ...	5 0 0	.....	5 0 0	.....		
PANBULA.											
Court House ...	„ ...	145		„	Unfinished	.....	145 0 0	145 0 0	.....		
EDEN.											
Custom House	„ ...	.....		„	Finished...	70 16 7	.....	70 16 7	.....		
Court House ...	„ ...	.....		„	„ ...	64 10 0	.....	64 10 0	.....		
BROKEN BAY.											
Customs Station	„ ...	.....		„	„ ...	3 10 0	.....	3 10 0	.....		
NEWCASTLE.											
Telegraph Station	„ ...	.....		„	„ ...	19 0 0	.....	19 0 0	.....		
Asylum for Imbeciles	Additions ...	4,400		„	Unfinished	.....	3,900 0 0	3,900 0 0	.....		
„ „	Repairs & alteration	.....		„	Finished...	620 10 0	.....	620 10 0	65 2 7		
Light-house ...	Repairs ...	.....		„	„ ...	13 1 7	.....	13 1 7	0 7 0		
Post Office ...	„ ...	.....		„	„ ...	19 17 3	.....	19 17 3	30 8 9		
Office of Marine Board ...	.....	.....		„	„ ...	.....	.....	.....	5 0 0		
Custom House	Erecting ...	13,200	Loans	„	Unfinished	.....	1,100 0 0	1,100 0 0	.....		
Gun Platforms	Constructing	.....		„	Finished...	189 15 0	.....	189 15 0	.....		
Court House ...	Repairs ...	125	Con. Rev.	„	Unfinished	.....	120 0 0	120 0 0	.....		
Police Station...	„ ...	.....		„	Finished...	60 14 6	.....	60 14 6	.....		
District Court...	Furniture ...	.....		„	„ ...	.....	.....	.....	1 19 0		

No. 143.—RETURN of Public Works—*continued.*

Work, and where situated.	Whether Constructing or under Repair.	Estimated Expense.	Fund from which the Expense is defrayed.	When commenced.	Whether Finished or Unfinished.	If Finished, actual amount of Expenditure.	If Unfinished, amount of Expenditure to 31 December, 1874.	Amount expended in 1874.	Amount expended for Furniture in 1874.	Remarks.
PUBLIC BUILDINGS, &c.—*continued.*		£				£ s. d.	£ s. d.	£ s. d.	£ s. d.	
MORPETH.										
Telegraph Station	Repairs	.....	Consolidated Revenue	1874	Finished...	94 0 0	.....	94 0 0	11 10 6	
Court House	„	.....		„	„	105 12 0	.....	105 12 0	.....	
RAYMOND TERRACE.										
Court House	„	.....		„	„	4 17 0	.....	4 17 0	.....	
EAST MAITLAND.										
Court House	„	.....		„	„	107 15 4	.....	107 15 4	.....	
„	Plantations	.....		„	„	148 10 0	.....	148 10 0	.....	
Gaol	Repairs, additions, &c.	.....		„	„	1,435 7 3	.....	1,435 7 3	11 4 9	
Police Station	.....	.....		„	„	.....	.....	.....	0 17 0	
WEST MAITLAND.										
Court House	Alterations and repairs.	.....		„	„	1,032 17 6	.....	1,032 17 6	.....	
BRANXTON.										
Lock-up	Fencing	.....		„	„	17 0 0	.....	17 0 0	.....	
CESSNOCK.										
Police Station	Additions	.....		„	„	26 0 0	.....	26 0 0	.....	
SINGLETON.										
Court House	Additions & repairs	.....		„	„	170 13 7	.....	170 13 7	8 15 0	
Gaol	Additions	1,100		„	„	1,273 13 7	.....	1,273 13 7	.....	
DENMAN.										
Police Station	Repairs	.....		„	„	4 10 6	.....	4 10 6	.....	
MUSWELLBROOK.										
Telegraph Station	Additions	137		1873	„	171 0 0	.....	51 0 0	.....	
„	Repairs	.....		1874	„	18 1 0	.....	18 1 0	.....	
Court House	„	314		1873	Unfinished	.....	415 0 0	315 0 0	.....	
„	Cutting drains	.....		1874	Finished...	10 6 6	.....	10 6 6	.....	
Police Station	Repairs	.....		„	„	29 0 0	.....	29 0 0	0 12 6	
Lock-up	„	.....		„	„	9 5 0	.....	9 5 0	.....	
SCONE.										
Court House	Fencing, &c.	298		1873	„	258 10 0	.....	108 10 0	5 0 0	
„	Repairs	.....		1874	„	26 12 6	.....	26 12 6	.....	
Police Station	Erecting	1,142		„	Unfinished	.....	550 0 0	550 0 0	.....	
MURRURUNDI.										
Court House	Additions	575		1873	„	.....	448 0 0	388 0 0	.....	
„	Tanks	.....		1874	Finished...	15 0 0	.....	15 0 0	.....	
TAMWORTH.										
Telegraph and Post Office	Fencing	.....		„	„	80 0 0	.....	80 0 0	.....	
Court House	Additions	2,000		„	Unfinished	.....	150 0 0	150 0 0	.....	
„	Repairs	.....		„	Finished...	3 2 0	.....	3 2 0	.....	
Police Station	Erecting	2,200		„	Unfinished	.....	200 0 0	200 0 0	.....	
URALLA.										
Court House	Repairs	.....		„	Finished...	189 15 0	.....	189 15 0	.....	
DALMORTON.										
Police Station	Erecting	.....		„	„	25 0 0	.....	25 0 0	.....	
WALCHA.										
Court House	Tanks	.....		„	„	3 10 0	.....	3 10 0	20 0 0	
MERRIWA.										
Court House	Repairs	.....		„	„	1 0 0	.....	1 0 0	.....	

WARIALDA.											
Crown Lands Office	.....	.....		1874	Finished	.....	.....	.....	6	0	0
NUNDLE.											
Lock-up	Additions	.....		„	„	37 8 0	.....	37 8 0	3	15	0
GLEN INNES.											
Telegraph Station	Repairs	.....		„	„	75 0 0	.....	75 0 0	.....		
Court and Watch House	Erecting	3,688		„	„	3,882 0 0	.....	3,882 0 0	.....		
TENTERFIELD.											
Court House	Repairs	.....		„	„	12 0 0	.....	12 0 0	.....		
INVERELL.											
Telegraph and Post Office	Erecting	1,565		„	„	1,565 0 0	.....	1,565 0 0	.....		
Crown Lands Office	.....	.....		„	„	.....	.....	.....	1	2	6
Court House	Additions	625		„	Unfinished	.....	565 0 0	565 0 0	66	18	7
ARMIDALE.											
Court House	Repairs	.....		„	Finished	9 4 0	.....	9 4 0	14	4	2
Police Station	Erecting	1,100		1871	Unfinished	.....	1,420 0 0	570 0 0	.....		
„ Old	Repairs	.....		1874	Finished	20 15 3	.....	20 15 3	10	11	9
Gaol	„	.....		„	„	69 13 9	.....	69 13 9	6	13	2
BENDEMEER.											
Court and Watch House	Erecting	1,384		„	„	1,441 15 0	.....	1,441 15 0	48	4	9
Police Station	Repairs & additions	.....		„	„	114 10 0	.....	114 10 0	.....		
BUNDARRA.											
Court House	.....	.....		„	„	.....	.....	.....	0	10	0
NARRABRI.			Consolidated Revenue.								
Gaol	Repairs	.....		„	„	6 0 6	.....	6 0 6	.....		
TINGAH, COPE'S CREEK.											
Court House	Erecting	.....		„	„	95 0 0	.....	95 0 0	.....		
Police Station	Additions	.....		„	„	5 0 0	.....	5 0 0	.....		
TENT HILL.											
Police Station	Erecting	400		„	„	400 0 0	.....	400 0 0	.....		
RUBY CREEK.											
Police Station	„	400		„	„	405 0 0	.....	405 0 0	.....		
LIONSVILLE.											
Police Station	Additions	.....		„	„	20 0 0	.....	20 0 0	.....		
BARRABA.											
Police Station	„	.....		„	„	102 0 0	.....	102 0 0	.....		
BREWARRINA.											
Court House	Fencing, &c.	.....		„	„	70 10 0	.....	70 10 0	48	10	0
BARADINE.											
Police Station	Erecting	300		„	„	302 0 0	.....	302 0 0	.....		
WALLABADAH.											
Lock-up	Repairs	.....		„	„	110 8 0	.....	110 8 0	.....		
MOREE.											
Court House	.....	.....		„	„	.....	.....	.....	7	11	0
PORT STEPHENS.											
Light-house	Repairs	.....		„	„	1 19 8	.....	1 19 8	.....		
BULLA DELAH.											
Court House	„	.....		„	„	0 16 0	.....	0 16 0	.....		
SEAL ROCK POINT.											
Light-house	Erecting	.....	Loans	„	Unfinished	.....	2,630 2 1	2,630 2 1	.....		
CUNDLETOWN.											
Court House	Repairs	.....	Consolidated Revenue	„	Finished	0 18 6	.....	0 18 6	73	4	6
Police Station	„	.....		„	„	7 5 0	.....	7 5 0	.....		
WINGHAM.											
Court and Watch House	Fencing	.....		„	„	49 0 0	.....	49 0 0	.....		

No. 143.—RETURN of Public Works—*continued.*

Work, and where situated.	Whether Constructing or under Repair.	Estimated Expense.	Fund from which the Expense is defrayed.	When commenced.	Whether Finished or Unfinished.	If Finished, actual amount of Expenditure.	If Unfinished, amount of Expenditure to 31 December, 1874.	Amount expended in 1874.	Amount expended for Furniture in 1874.	Remarks.
PUBLIC BUILDINGS, &c.—*continued.*		£				£ s. d.	£ s. d.	£ s. d.	£ s. d.	
Port Macquarie.										
Gaol	Repairs	.....		1874 ...	Finished...	10 1 6	.....	10 1 6	2 0 6	
Kempsey.										
Court House	.....	.....		„ ...	„ ...	.....	.....	.....	0 18 6	
Bellinger River.										
Pilot Station	Repairs	.....		„ ...	„ ...	30 2 3	.....	30 2 3	.....	
Court House	Additions	.....		„ ...	„ ...	85 0 0	.....	85 0 0	.....	
Grafton.										
Telegraph and Post Office	Erecting ...	3,197 2 0 313 18 9		„ ...	Unfinished	.....	905 7 1	905 7 1	.....	
Post Office	Repairs	.....		„ ...	Finished...	0 16 0	.....	0 16 0	9 10 0	
Police Station...	Erecting	1,854 7 0		1873 ...	Unfinished	.....	1,955 15 0	1,655 15 0	.....	
Police Barracks	Repairs	.....		1874 ...	Finished...	5 6 3	.....	5 6 3	.....	
Court House	„	.....		„ ...	„ ...	9 18 6	.....	9 18 6	4 8 6	
Gaol	Additions ...	1,075 160		„ ...	Unfinished	.....	300 0 0	300 0 0	.....	
„	Repairs	.....		„ ...	Finished...	7 10 0	.....	7 10 0	.....	
Lockup, South Grafton	Repairs & additions	.....	Consolidated Revenue	„ ...	„ ...	47 0 0	.....	47 0 0	.....	
Clarence River.										
Pilot Station	Tank	.....		„ ...	„ ...	5 0 0	.....	5 0 0	.....	
Ballina.										
Customs Station	Erecting	500		1873 ...	„ ...	491 12 0	.....	141 12 0	.....	
Casino.										
Watch House...	Repairs	.....		1874 ...	„ ...	1 5 0	.....	1 5 0	.....	
Nambucca River.										
Watch House...	Tank	.....		„ ...	„ ...	6 15 6	.....	6 15 6	.....	
Bookookoorara.										
Police Station...	Repairs	.....		„ ...	„ ...	19 9 5	.....	19 9 5	.....	
Public Buildings generally	„	.....		„ ...	„ ...	484 15 9	.....	484 15 9	85 7 0	
„ „	Plantations ...	.....		„ ...	„ ...	6 2 0	.....	6 2 0	.....	
„ „	Superintendence ...	.....		„ ...	„ ...	127 3 4	.....	127 3 4	.....	
„ „	Ballot-boxes ...	.....		„ ...	„ ...	.....	.....	.....	70 4 0	
„ „	Advertising ...	.....		„ ...	„ ...	50 8 2	.....	50 8 2	.....	
Gaols and Court Houses generally	Superintendence ...	.....		„ ...	„ ...	693 6 0	.....	693 6 0	.....	
					£	131,567 9 6	126,351 1 6	118,629 14 11	12,383 14 5	
Works, &c., not under the immediate Superintendence of the Government.										
Sewerage Works, Sydney	Constructing ...	.....	Sewerage Act 17 Vic., No. 34, Government Loan and Debentures, 17 Vic., No. 15.	1854 ...	Unfinished	.....	556,379 11 5	33,377 9 1	.....	Inclusive of salaries, interest, and other expenses.
Waterworks, Sydney...	„	.....	Government Loan, Debentures, and Water Rate.	„ ...	„ ...	.....	828,712 10 7	58,232 2 0	.....	
St. John's College, Camperdown	„	40,000	Government and Voluntary Contributions.	Feb., 1861	„ ...	.....	39,827 12 4	.....	.....	In use.
St. Andrew's College...	„	20,000	do. do.	Jan., 1874	„ ...	.....	6,974 18 3	6,974 18 3	100 0 0	

METEOROLOGY.

No. 144.—ABSTRACT of Meteorological Observations taken at the Sydney Observatory, in the Year 1874.

Latitude, 33° 51′ 41·1″ South; Longitude, 151° 11′ 30·0″ East; Magnetic Variation, 9° 32′ 22″ East.

Month.	Self-registering Electric Barograph, corrected to 32 Fah.							Wind						Temperature.																			Humidity								Rain									Evaporation—Total Amount	Ozone			Number of Days' Lightning	Clouds—Mean Amount	Number of Clear Days	Meteors observed
	Highest Reading	Date	Lowest Reading	Date	Mean Height	Average for preceding 15 years being: Less	Average for preceding 15 years being: Greater	Greatest Pressure	Date	Mean Pressure	Total in Miles	Prevailing direction	Prevailing direction for last 15 years	Highest Shade	Date	Lowest Shade	Date	Greatest Range	Date	Highest in the Sun	Date	Lowest on the Grass	Date	Highest in Sun in black box with glass top	Date	Sea water 3 feet below surface in Harbour	Mean Diurnal Range	Mean in Shade	Average for preceding 15 years being: Less	Average for preceding 15 years being: Greater	Mean Dry Bulb	Mean Wet Bulb	Greatest Amount	Date	Least Amount	Date	Mean	Average for preceding 15 years being: Less	Average for preceding 15 years being: Greater	Greatest Fall in one Day	Date	Number of Days' Rain	Number of Days' Dew	Total Fall of Rain	Total Fall of Dew	Average Rainfall for preceding 15 years being: Less	Average Rainfall for preceding 15 years being: Greater		Mean Amount	Average for preceding 14 years being: Less	Average for preceding 14 years being: Greater				
1874	in		in		in	in	in	lbs		lbs																														in				in	in	in	in							
Jan	30·079	27	29·295	17	29·786	..	·012	12·5	14	0·8	8647	S	NE	84·1	5	60·9	24	16·7	3	120·0	13	51·5	19	215·0	30	70·9	10·6	71·6	..	0·6	71 9	67·5	100·0	20	52·0	15/16	78·0	..	5·5	1·607	26	20	4	3·856	0·006	0·392	..	5·244	5·7	..	1·4	3	7·5	3	..
Feb	30·109	26	29·522	5	29·761	·041	..	25·2	22	1·2	9305	S	S	94·5	5	57·8	27 & 28	23·7	5	129·6	5	53·4	28	213·0	5	70·4	11·5	70·2	0·5	..	70·4	68·4	100·0	10, 17, & 23	40·0	5	79·5	..	5·1	3·990	23	21	2	10·483	0·004	..	3·823	4·654	5·9	..	1·8	12	7·3	2	..
Mar	30·185	31	29·516	14	29·872	·027	..	7·2	24	0·5	6715	NE	E by N	85·1	14	59·8	9	17·9	6	121·7	6	53·9	19	210·0	6	70·5	11·5	69·7	..	0·7	70·2	65·9	100·0	24 & 25	49·0	14	77·9	.	1·7	1·303	25	20	8	4·363	0·017	1·375	..	4·205	5·5	..	0·7	6	8·1	..	..
April	30·190	8	29·588	2	29·925	·089	..	13·5	29	0·7	7173	W	W	76·4	13	54·0	29	17·8	18	116·2	20	48·6	6	175·0	4 & 6	69·9	10·8	66·2	..	1·3	66·0	63·6	100·0	8, 9, 10, 14, 22, 25, & 26	62·0	4	86·5	..	9·1	2·045	8	17	9	9·074	0·040	..	1·706	2·346	5·9	..	1·0	5	7·2	3	2
May	30·368	26	29·448	3	29·823	·120	..	18·6	20 & 22	1·1	9593	W	W	71·1	5	47·6	24	18·6	18	109·6	5	41·0	23	149·0	8 & 9	66·1	11·5	58·9	..	0·5	58·2	54·6	100·0	*....	50·0	22	78·8	..	3·4	3·920	4	15	1	8·622	0·001	..	4·775	2·467	6·0	..	1·5	2	4·9	5	1
June	30·262	2	29·309	20	29·902	·024	..	20·5	8	0·8	8175	W	W	68·1	7	41·0	30	19·7	16	99·6	6	36·4	18	130·0	2	61·5	12·4	53·2	1·6	..	52·5	49·4	100·0	10, 11, 12, 26, 27 & 28	51·0	8	80·8	..	4·1	2·005	27	12	6	9·233	0·033	..	3·745	1·672	6·0	..	0·7	6	4·1	7	1
July	30·399	20 & 21	29·533	9	29·941	..	·008	23·1	9	0·7	7569	W	WNW	64·6	24	36·9	17	22·9	17	99·0	24	31·8	17	135·2	24	58·0	13·1	51·2	1·2	..	50·8	48·3	100·0	+....	50·0	17	83·7	..	10·9	1·775	31	15	4	6·245	0·010	..	2·088	1·582	6·5	..	2·2	4	6·5	4	..
Aug	30·135	21	29·213	24	29·801	·158	..	25·9	30	0·9	8069	W	W	72·9	17	38·9	3	24·1	15	108·6	23	34·2	3	171·2	27	58·0	16·0	53·5	0·8	..	53·1	48·5	100·0	8	44·0	18	72·6	..	0·8	0·460	8	11	4	1·350	0·005	1·739	..	3·633	5·8	..	1·0	13	4·5	4	..
Sept	30·240	30	29·033	20	29·694	·207	..	38·7	6	1·0	8505	W	W	79·1	26	41·6	2	28·8	18	116·1	26	33·1	2	188·2	24	58·7	16·2	57·7	0·9	..	58·4	52·7	99·0	10	37·0	3	65·7	0·3	..	0·969	11	14	..	2·100	..	0·169	..	4·523	6·2	..	1·2	5	5·1	4	1
Oct	30·290	1	29·490	25	29·941	..	·099	14·6	12	0·7	8158	NE	NE	96·1	12	47·3	7	35·6	12	129·7	12	39·1	3	208·8	12	62·4	17·7	65·8	..	2·4	65·9	60·6	100·0	1	28·0	31	73·3	..	5·5	1·142	21	15	4	3·871	0·005	..	1·343	5·574	6·8	..	1·7	5	5·5	4	..
Nov	30·083	25	29·281	21	29·752	·086	..	12·5	21	0·7	8087	NE	S	93·8	21	52·0	10	32·6	21	132·5	5	43·7	10	204·2	20	65·9	17·4	67·5	..	1·3	68·1	60·7	95·0	24	24·0	22	65·2	4·6	..	1·715	25	8	..	3·330	..	0·352	..	7·541	6·3	..	1·4	5	6·3	1	1
Dec	30·024	3 & 26	29·217	23	29·720	·041	..	26·6	23	0·6	7657	ENE	NE	96·3	23	56·7	25	28·4	23	131·6	22	46·1	25	210·2	11	68·0	16·0	70·9	..	1·7	71·6	63·4	94·0	18 & 19	21·0	23	62·3	8·7	..	0·544	11	5	1	0·951	0·001	1·478	..	9·571	5·3	..	0·9	4	5·3	4	1
Sums	....	..	....	..	....	..	..		..	..	97651	....	....	..	..	..	..	..	..	..	..	..	..	..	..	..	..	..	..	..	..	..	..	..	....	..	..	..	..	..	..	..	173	43	63·478	0·122	..	11·975	53·112	..	..	..	70	..	41	7
Means	....	..	....	..	29·827	·056	..	19·9	..	0·8	....	W	W.	81·8	..	49·5	..	23·9	..	117·9	..	42·7	..	184·2	..	65·0	13·7	63·0	..	0·3	63·1	58·5	99·0	....	42·3	..	75·6	..	2·7	..	..	..	..	..	..	..	..	..	..	6·0	..	1·3	..	6·0	..	..
Extremes...	30·399	20 & 21 July	29·033	20 Sept.	29·941	..	..	38·7	6 Sept.	....	9593	....	....	96·3	23 Dec.	36·9	17 July.	35·6	12 Oct.	132·5	5 Nov.	31·8	17 July	215·0	30 Jan.	..	17·7	71·6	..	..	71·9	67·5	100·0	....	21·0	23 Dec.	86·5	..	..	3·990	23 Feb.	..	..	..	..	..	..	9·571	6·8	..	..	13	8·1	7	2

* 3rd, 25th, 26th, 27th, and 30th. †3rd, 4th, 20th, 30th, and 31st.

The mean Standard Barometer for the year at 9 a.m. is corrected to 32° and sea level .. .. 30·041
To compare this with Electric Barograph—subtract for altitude .. .. ·150
For average difference between mean of 9 a.m. observations and electric, subtract .. .. ·034
29·857 true mean of Standard Barometer @ 32° Fah.

METEOROLOGY—*continued.*

No. 145.—RETURN of EARTH THERMOMETERS recorded at the Sydney Observatory in the Year 1874.

In the Ground.	19 feet.				10 feet.				5 feet.				2 feet 6 inches.				1 inch.				Temperature in Thermometer Shed.			
Year and Month.	Mean.	Max.	Min.	Range.	Mean.	Max.	Min.	Range.	Mean.	Max.	Min.	Range.	Mean.	Max.	Min.	Range.	Mean.	Max.	Min.	Range.	Mean.	Max.	Min.	Range.
1874.																								
January	63·3	63·9	62·7	1·2	65·7	66·5	64·7	1·8	68·2	68·6	67·1	1·5	70·3	71·7	68·8	2·9	71·5	75·1	67·9	7·2	71·6	84·1	60·9	23·2
February	64·2	64·4	63·7	0·7	66·6	67·0	65·9	1·1	68·5	69·0	68·0	1·0	69·8	72·0	67·1	4·9	69·5	75·0	64·4	10·6	70·2	94·5	57·8	36·7
March	64·8	65·3	64·4	0·9	66·9	67·5	66·6	0·9	68·5	69·0	68·0	1·0	69·7	71·0	67·7	3·3	69·9	73·5	66·7	6·8	69·7	85·1	59·8	25·3
April	65·1	65·4	64·5	0·9	67·0	67·4	66·3	1·1	68·7	69·0	67·1	1·9	69·2	71·2	65·1	6·1	67·7	71·9	61·8	10·1	66·2	76·4	54·0	22·4
May	64·7	65·1	64·3	0·8	64·8	66·3	63·2	3·1	64·3	67·0	61·2	5·8	62·2	64·8	59·7	5·1	59·1	63·8	55·0	8·8	58·9	71·1	47·6	23·5
June	63·6	64·2	62·8	1·4	61·4	62·9	59·7	3·2	59·6	62·0	57·0	5·0	56·4	59·3	52·7	6·6	52·9	57·1	50·0	7·1	53·2	68·1	41·0	27·1
July	62·1	62·9	61·4	1·5	58·5	59·8	57·8	2·0	56·4	57·5	55·6	1·9	54·1	55·2	53·1	2·1	50·9	53·7	47·3	6·4	51·2	64·6	36·9	27·7
August	60·7	61·4	60·2	1·2	56·9	57·6	56·8	0·8	55·4	56·0	54·9	1·1	53·9	55·7	52·0	3·7	51·2	58·6	46·4	12·2	53·5	72·9	38·9	34·0
September	60·1	60·5	59·7	0·8	57·5	58·6	56·8	1·8	57·0	58·1	56·0	2·1	57·0	59·6	55·1	4·5	55·8	65·0	51·5	13·5	57·7	79·1	41·6	37·5
October	60·2	60·7	59·7	1·0	59·5	61·1	57·8	3·3	60·6	63·1	58·1	5·0	62·8	66·1	57·8	8·3	63·8	69·4	54·7	14·7	65·8	96·1	47·3	48·8
November	61·1	61·9	60·4	1·5	62·4	63·8	60·8	3·0	64·9	65·9	63·0	2·9	67·7	69·6	65·8	3·8	68·1	75·6	62·0	13·6	67·5	93·8	52·0	41·8
December	62·4	63·0	61·7	1·3	64·7	65·8	63·6	2·2	67·3	68·9	65·3	3·6	70·7	72·6	67·4	5·2	71·8	77·7	68·0	9·7	70·9	96·3	56·7	39·6
Means	62·7	—	—	—	62·7	—	—	—	66·3	—	—	—	63·7	—	—	—	62·7	—	—	—	63·0	—	—	—
In the year, Extremes	—	65·4	59·7	5·7	—	67·5	56·8	10·7	—	69·0	54·9	14·1	—	72·6	52·0	20·6	—	77·7	46·4	31·3	—	96·3	36·9	59·4

No. 146.—COMPARATIVE RESULTS of EVAPORATION OBSERVATIONS taken at the Sydney Observatory in the Year 1874.

Month.	Temperature.	Miles of Wind.	Smalley's		Scott's.	Russell's	
			Amount.	Greater than Scott's.		Less than Scott's.	Amount.
			inches	inches	inches	inches	inches
January	71·6	8,647	5·580	0·596	4·984	1·845	3·139
February	70·2	9,303	4·507	0·603	3·904	1·269	2·635
March	69·7	6,715	4·840	0·577	4·263	1·727	2·536
April	66·2	7,173	2·505	0·198	2·307	0·686	1·621
May	58·9	9,593	3·327	0·874	2·453	0·682	1·771
June	53·2	8,175	2·867	1·222	1·645	0·388	1·257
July	51·2	7,569	2·167	0·740	1·427	0·355	1·072
August	53·5	8,069	4·353	0·813	3·540	1·475	2·065
September	57·7	8,505	6·198	1·698	4·500	2·038	2·462
October	65·8	8,158	6·314	1·091	5·223	2·204	3·019
November	67·5	8,087	8·233	0·482	7·751	3·061	4·690
December	70·9	7,657	8·731	less 0·212	8·943	3·204	5·739
Sums	71·6	97,651	59·622	8·682	50·940	18·934	32·006

These thermometers were made by Mr. Grimalde, of Melbourne, and the lengths are 20 feet, 11 feet, 6 feet, 3 feet 6 inches, and 1 foot 1 inch. One foot of each is occupied with the scale and is above ground. Before they were put in, they were compared with a standard thermometer from Kew, and the errors then determined have been applied to the above results. A pit, 20 feet deep and 4 feet in diameter, was dug in the Observatory grounds, to receive them; and the strata cut were as follows:—5 feet red clay, with a few stones in it; 7 feet bands white clay and iron-sandstone; 8 feet solid sandstone. The thermometers were carefully placed vertical, and the pit filled in with material which came out of it, care being taken to put sand round the bulb of each. There is a wooden case, 3 inches square, round stem of each thermometer, and a wooden case, with a glass front, protects the scales from the weather. The readings can be taken through the front glass.

No. 147.—COMPARATIVE TABLE of TEMPERATURE, RAINFALL, and EVAPORATION at various Stations, for the Years 1871 to 1874, inclusive.

STATIONS.	Temperature.				Rainfall.				Number of Days Rain.				Evaporation.				Rainfall on Western side of Range.							
	1871.	1872.	1873.	1874.	1871.	1872.	1873.	1874.	1871.	1872.	1873.	1874.	1871.	1872.	1873.	1874.	1871.		1872.		1873.		1874.	
Tenterfield	.....	55·4	55·8	54·6	32·595	37·140	35·573	25·910	120	101	72	68	47·961	26·729	24·483	.....	.....	...	.....	...	.....	...	.....	...
Grafton	.....	65·2	68·1	68·2	.....	35·258	42·911	31·002	...	92	76	76	.....	35·057	48·786	49·501	.....	...	.....	...	.....	...	.....	...
Bourke	.....	61·9	65·3	[a]64·0	.....	24·000	11·900	[a]23·470	...	52	39	[a]44	.....	.....	.....	.....	.....	...	24·000	52	11·900	39	[a]23·470	[a]44
Narrabri	69·0	68·2	67·8	67·1	23·705	24·880	32·340	28·020	68	63	65	56	66·141	76·074	62·863	62·383	23·705	68	24·880	63	32·340	65	28·020	56
Armidale	56·2	55·9	57·9	55·7	16·740	33·620	28·710	16·606	44	77	98	76	29·064	.....	29·312	40·186	.....	...	.....	...	.....	...	.....	...
Port Macquarie	63·9	64·0	64·4	64·4	57·616	47·243	96·903	45·075	120	139	149	139	55·739	72·235	62·916	62·801	.....	...	.....	...	.....	...	.....	...
Murrurundi	61·6	60·2	60·6	.....	28·796	23·670	44·100	.....	83	62	44	...	47·931	.....	.....	.....	.....	...	.....	...	.....	...	.....	...
Cassilis	.....	61·4	61·4	60·6	23·650	23·250	28·090	28·240	80	56	60	76	.....	.....	41·201	34·767	.....	...	.....	...	.....	...	.....	...
Muswellbrook	64·4	61·4	.....	63·0	14·818	28·503	.....	[b]	31	46	...	[b]	48·527	57·466	.....	[b]	.....	...	.....	...	.....	...	.....	...
Dubbo	.....	59·6	61·1	55·7	15·550	24·750	17·840	[c]10·050	57	75	41	[c]28	58·382	59·133	38·257	[c]15·539	15·550	57	24·750	75	17·840	41	[c]10·050	[c]28
Mudgee	56·6	60·0	59·7	.....	21·100	32·820	23·638	.....	77	66	49	...	42·395	.....	.....	.....	21·100	77	32·820	66	23·638	49	.....	...
Dalwood	.....	.....	.....	.....	33.060	25·650	41·780	[d]	53	96	101	[d]	.....	.....	.....	.....	.....	...	.....	...	.....	...	.....	...
West Maitland	65·3	62·8	63·0	60·2	31·875	23·205	41·090	37·615	108	104	107	88	55·311	49·126	42·447	52·580	.....	...	.....	...	.....	...	.....	...
Lambton	.....	60·7	59·7	59·3	.....	38·580	64·880	64·640	...	124	125	112	.....	40·652	43·515	54·929	.....	...	.....	...	.....	...	.....	...
Newcastle	63·7	63·6	63·7	63·3	62·630	37·840	57·600	62·930	116	128	139	126	.....	.....	.....	.....	.....	...	.....	...	.....	...	.....	...
Orange	53·2	54·5	54·9	56·4	34·480	46·210	36·310	50·050	120	121	115	128	38·997	42·405	30·916	41·260	34·480	120	46·210	121	36·310	115	50·050	128
Bathurst	58·5	57·3	55·7	57·3	22·900	30·630	26·500	26·530	72	78	73	84	.....	.....	.....	.....	22·900	72	30·630	78	26·500	73	26·530	84
Kurrajong	55·3	54·8	54·1	54·4	65·970	42·970	46·000	40·365	126	125	128	122	.....	.....	.....	.....	.....	...	.....	...	.....	...	.....	...
Mount Victoria	.....	54·2	54·1	[e]55·1	.....	30·310	50·790	[e]23·130	...	126	119	[e]94	.....	34·916	46·564	[e]21·430	.....	...	.....	...	.....	...	.....	...
Windsor	.....	.....	64·0	63·6	34·468	24·254	41·380	32·078	...	...	152	155	.....	.....	66·986	74·989	.....	...	.....	...	.....	...	.....	...
Woodford	.....	58·3	57·7	57·5	.....	40·920	64·300	55·470	...	140	151	160	.....	.....	.....	.....	.....	...	.....	...	.....	...	.....	...
Parramatta	.....	61·4	.....	58·4	.....	28·270	.....	39·280	...	104	...	46	.....	.....	42·372	.....	.....	...	.....	...	.....	...	.....	...
Sydney	62·4	62·6	63·0	63·0	52·147	37·122	73·404	63·600	141	161	176	173	40·589	43·109	49·531	53·112	.....	...	.....	...	.....	...	.....	...
Liverpool	.....	60·8	60·2	60·1	41·852	27·013	50·991	41·927	135	158	153	151	.....	.....	.....	.....	.....	...	.....	...	.....	...	.....	...
Wentworth	.....	64·4	64·7	65·1	15·242	15·770	12·930	10·980	66	77	80	72	65·237	75·802	70·241	.....	15·242	66	15·770	77	12·930	80	10·980	72
Wilton	.....	.....	.....	.....	.....	31·540	48·240	33·640	...	70	93	85	.....	.....	.....	.....	.....	...	.....	...	.....	...	.....	...
Young	.....	56·5	58·9	60·0	.....	37·530	27·490	27·510	...	70	81	80	.....	33·801	49·778	37·983	.....	...	.....	...	.....	...	.....	...
Cordeaux River	.....	.....	.....	.....	.....	43·150	83·910	60·280	...	109	134	127	.....	.....	.....	.....	.....	...	.....	...	.....	...	.....	...
Wollongong	62·4	61·8	62·3	62·3	48·340	28·310	49·330	[f]	75	48	66	...	37·708	42·442	38·200	.....	.....	...	.....	...	.....	...	.....	...
Moss Vale	.....	55·2	54·8	55·4	.....	45·510	59·130	46·880	...	109	93	97	.....	.....	.....	.....	.....	...	.....	...	.....	...	.....	...
Goulburn	56·9	55·4	57·3	56·8	32·450	29·986	31·370	26·850	111	99	92	90	37·336	38·435	40·206	39·170	.....	...	.....	...	.....	...	.....	...
Terara	.....	.....	.....	.....	.....	36·580	72·320	.....	...	112	114	...	.....	.....	.....	.....	.....	...	.....	...	.....	...	.....	...
Wagga Wagga	.....	59·6	60·0	59·8	.....	30·240	20·830	[g]28·350	...	88	62	[g]73	.....	47·041	55·697	65·623	.....	...	30·240	88	20·830	62	28·350	73
Cape St. George	61·9	61·5	62·1	61·7	61·932	37·134	64·130	38·260	150	138	130	119	.....	.....	.....	.....	.....	...	.....	...	.....	...	.....	...
Queanbeyan	52·2	50·0	52·0	56·0	27·820	29·020	26·040	18·700	100	80	65	61	40·479	46·526	42·791	36·008	27·820	100	29·020	80	26·040	65	18·700	61
Urana	64·5	60·4	63·6	63·0	21·080	28·780	18·300	[h]17·560	28	50	58	[h]65	58·027	48·447	67·587	79·852	21·080	28	28·780	50	18·300	58	[h]17·560	[h]65
Deniliquin	61·7	59·4	60·2	61·4	20·770	17·390	22·540	[i]18·270	67	74	78	[i]57	.....	.....	.....	.....	20·770	67	17·390	74	22·540	78	[i]18·270	[i]57
Kiandra	46·0	43·9	43·0	.....	74·100	55·980	55·900	.....	138	114	117	...	.....	.....	.....	.....	.....	...	.....	...	.....	...	.....	...
Albury	.....	60·4	59·5	59·3	30·859	28·450	27·110	[j]27·780	98	72	95	[j]81	.....	24·606	.....	.....	30·859	98	28·450	72	27·110	95	[j]27·780	[j]81
Cooma	52·4	51·9	54·5	53·8	24·290	16·810	22·470	14·230	80	69	76	61	.....	.....	26·390	26·083	.....	...	.....	...	.....	...	.....	...
Eden	60·7	60·6	60·8	59·8	53·740	24·630	53·780	45·490	131	107	120	158	.....	.....	.....	.....	.....	...	.....	...	.....	...	.....	...
Sums	1248·6	2125·2	2086·9	2036·3	1024·575	1304·919	1642·850	1160·768	2,595	3,780	3,634	3,228	769·824	894·002	1021·039	848·196	233·506	753	332·940	896	276·278	820	259·760	749
Means	59·5	59·0	59·6	59·9	35·330	31·827	42·124	34·140	93	95	97	95	48·114	47·053	46·411	47·122	23·351	75	27·745	75	23·023	68	23·615	681
Eastern Stations only	.....	.....	.....	.....	41·635	33·517	50·613	39·174	.....	...	...	.....	.....	.....	.....	.....	.....	...	.....	...	.....	...	.....	...

[a] BOURKE.—These results are only for nine months. Telegraph office burnt down, and the instruments destroyed.
[b] MUSWELLBROOK.—No rainfall recorded since April.
[c] DUBBO.—Rain-gauge and evaporator out of order during first four months of the year. No rainfall measurement for that period.
[d] DALWOOD.—No measurement of the rainfall since April, owing to illness of J. Wyndham, Esq., by whom the returns were kindly furnished.
[e] MOUNT VICTORIA.—No observations for August, September, October, and November—the observer being on duty line-repairing.
[f] WOLLONGONG.—Rain-gauge out order; no record of rainfall.
[g] WAGGA WAGGA.—No rainfall for December.
[h] URANA.—No rainfall sent for February, November, and December.
[i] DENILIQUIN.—Amount of rainfall only for eleven months; February rainfall missing.
[j] ALBURY.—No rainfall measured during February.

Returns kindly furnished by Rev. J. Spicer Wood, Lambton; J. Comrie, Esq., Kurrajong; A. Fairfax, Esq., Woodford; J. Tebbutt, Esq., F.R.A.S., Windsor; Rev. R. L. King, Liverpool; W. Macdonald, Esq., Moss Vale.

METEOROLOGY—*continued.*

No. 148.—ABSTRACT of METEOROLOGICAL OBSERVATIONS taken at various Stations in the Year 1874.

Stations.	Least distance from East Coast in Miles.	Height above sea in feet.	Mean of Observations taken at 9 A.M.									For 24h. previous to 9 A.M.					Clouds. 0-10.	Remarks.
			Barometer	Temperature in Shade.	Humidity, 0 to 100.	Wind.		Temperature in Shade.				Rain.				Evaporation in inches.		
						Direction.	Force. 0-6	Means.		Extremes.		Total Fall, inches.	No. of Days.	Greatest Fall, inches.	Date.			
								Max.	Min.	Max.	Min.							
Thargomindah	640	450	30·101	70·0	58·0	S.E.	.....	80·1	59·8	108·9	35·5	16·020	43	1·910	27 March	84·646	.....	
Tenterfield	80	.....	.....	54·6	.....	W.	1·1	68·9	41·9	92·0	21·0	25·910	58	1·850	26 January	.....	4·4	
Grafton	22	.....	.....	68·2	.....	S.W.	0·7	86·5	49·8	107·5	21·0	31·002	76	2·040	24 January	49·501	4·3	
Bourke	393	.....	.....	64·0	.....	S.	0·2	64·0	53·1	106·7	30·1	23·470	44	7·320	25 January	.....	3·1	
Narrabri	196	.....	.....	67·1	.....	S.E.	1·1	80·3	53·8	117·3	30·1	28·020	56	2·400	25 January	62·383	1·8	
Armidale	80	3,278	.....	55·7	86·2	W.	1·5	67·2	44·2	89·2	20·0	16·606	76	1·340	18 August	40·186	4·2	
Goonoo Goonoo	110	1,550	.....	61·1	67·9	W.	0·5	74·1	47·9	100·0	19·0	31·540	44	6·200	25 January	.....	2·5	
Port Macquarie	0	53	30·032	64·4	.....	S.W.	1·5	72·2	56·5	91·9	34·7	45·075	139	2·150	4 July	62·801	3·9	
Cassilis	120	.....	.....	60·6	.....	N.W.	0·4	72·4	48·8	104·0	24·0	28·240	76	5·060	25 January	34·767	0·9	
Scone	78	.....	.....	61·5	.....	W.	1·3	70·8	51·9	101·5	28·0	26·020	65	1·940	3 July	29·382	3·9	
Muswellbrook	68	.....	.....	63·0	.....	N.W.	1·3	76·8	48·8	108·2	25·4	.....	.....	.....	.....	.....	3·8	
Dubbo	182	.....	.....	55·7	.....	W.	1·0	72·2	39·3	103·0	17·0	10·050	28	1·270	20 May	15·539	2·5	
West Maitland	18	.....	.....	60·2	.....	W.	1·4	71·7	48·4	101·0	24·0	37·615	88	3·720	26 January	52·580	4·9	[Wood.
Lambton	7	.....	.....	59·3	.....	W.	1·3	70·1	48·5	101·0	27·5	64·640	112	3·900	25 March	54·929	.....	Returns kindly furnished by Rev. J. Spicer
Newcastle	1	112	29·999	63·3	74·0	W.	0·4	70·9	55·6	102·0	35·0	62·930	126	3·690	24 February	.....	3·6	
Orange	124	2,891	.....	56·4	.....	S.	1·2	64·3	48·5	94·0	22·2	50·050	128	2·720	20 May	41·260	5·2	
Bathurst	96	2,200	30·033	57·3	73·0	W.	1·0	72·4	42·1	103·5	21·0	26·530	84	1·710	24 Mar. & 20 May	.....	4·0	
Forbes	176	.....	30·168	61·0	.....	N.W.	0·5	72·0	51·0	101·0	28·0	.....	.....	.....	.....	.....	2·9	
Kurrajong	36	1,870	.....	54·4	.....	W.	1·9	61·3	47·5	92·0	29·0	40·365	122	1·500	4 July	.....	4·9	Returns kindly furnished by J. Comrie, Esq.
Mount Victoria	61	3,490	30·040	55·1	79·0	W.	.....	64·7	45·5	99·5	26·8	23·130	94	1·850	17 February	21·430	6·6	
Windsor	28	53	30·027	63·6	75·0	S.W.	1·1	76·3	50·8	109·5	25·2	32·078	155	3·324	23 February	74·989	6·3	Dew added to rain; No. of dew days not included. Returns kindly furnished by J. Tebbutt, Esq., F.R.A.S.
Woodford	50	2,192	29·925	57·5	.....	W.	0·6	62·5	52·4	91·8	35·5	55·470	160	2·020	24 March	.....	.....	Returns kindly furnished by A. Fairfax, Esq.
Parramatta	16	.....	.....	58·4	.....	S.W.	0·7	67·9	55·4	98·2	36·0	39·280	46	4·240	27 April	.....	2·9	
South Reef	0	.....	.....	.....	.....	W.	1·3	.....	.....	.....	.....	75·000	148	5·260	4 May	.....	5·6	[not included.
Sydney	5	155	30·041	63·0	75·6	W.	0·8	69·9	56·1	96·3	36·9	63·600	173	3·990	23 February	53·112	6·0	Dew added to rainfall; No. of dew days (43)
Botany	0	.....	.....	.....	.....	.....	.....	.....	.....	.....	.....	63·570	.....	.....	.....	.....	.....	
Liverpool	16	.....	30·184	60·1	.....	W.	0·5	69·0	49·8	99·0	26·5	41·927	151	10·390	23 February	.....	4·9	Returns kindly furnished by Rev. R. L. King.
Wentworth	476	.....	.....	65·1	.....	S.W.	1·8	75·1	52·9	119·0	32·0	10·980	72	0·870	17 January	.....	4·0	
Wilton	13	.....	.....	.....	.....	.....	.....	.....	.....	.....	.....	33·640	85	2·100	26 June	.....	.....	
Cordeaux River	6	.....	.....	.....	.....	.....	.....	.....	.....	.....	.....	60·280	127	6·430	23 February	.....	.....	
Young	140	.....	.....	60·0	.....	N.E.	0·6	71·6	48·4	103·0	28·0	27·510	80	1·440	20 May	37·983	3·0	
Wollongong	0	.....	.....	62·3	.....	S.W.	1·5	69·6	55·0	94·4	40·0	.....	.....	.....	.....	.....	.....	[donald, Esq.
Moss Vale	31	.....	.....	55·4	.....	W.	1·2	63·5	47·2	99·0	28·0	46·880	97	3·200	24 March	.....	.....	Returns kindly furnished by W. Mac-
Goulburn	54	2,129	30·072	56·8	78·5	W.	0·2	69·6	44·0	104·4	20·8	26·850	90	2·030	17 February	39·170	6·1	
Wagga Wagga	161	.....	.....	59·8	.....	N.E.	0·2	70·4	50·0	106·1	29·0	28·350	73	2·720	18 January	65·623	.....	
Cape St. George	0	175	30·004	61·7	74·2	S.	1·7	68·1	55·3	92·0	35·0	38·260	119	2·410	26 March	.....	6·0	
Queanbeyan	60	.....	.....	56·0	.....	N.W.	0·7	68·8	45·8	97·0	22·0	18·700	61	1·200	26 October	36·008	5·0	
Urana	218	.....	.....	63·0	.....	N.E.	1·6	74·1	51·6	114·5	29·5	17·560	65	1·330	18 January	79·852	3·4	
Deniliquin	287	410	30·085	61·4	70·1	S.W.	1·4	77·5	45·2	118·0	25·0	18·270	57	1·500	26 October	.....	2·7	
Albury	175	572	30·053	59·3	76·5	N.E.	0·7	75·4	42·8	111·4	22·0	27·780	81	2·200	26 October	.....	4·3	
Cooma	52	2,637	.....	53·8	.....	S.	1·5	68·2	39·1	103·6	16·8	14·230	61	2·050	18 February	26·083	6·1	
Eden	0	107	30·016	59·8	75·8	S.W.	1·5	66·4	53·1	83·0	38·0	45·490	158	2·960	18 February	.....	5·6	

No. 149.—RETURN of the Number and Amount of Transactions in REAL AND LEASEHOLD ESTATES, registered in the Colony during the Years 1866 to 1874 inclusive.

Nature of Transaction.	1866.		1867.		1868.		1869.		1870.		1871.		1872.		1873.		1874.	
	No. of Deeds registered.	Amount.	No. of Deeds registered.	Amount.	No. of Deeds registered.	Amount.	No. of Deeds registered.	Amount.	No. of Deeds registered.	Amount.	No. of Deeds registered.	Amount.	No. of Deeds registered.	Amount.	No. of Deeds registered.	Amount.	No. of Deeds registered.	Amount.
		£ s. d.		£ s. d.		£ s. d.		£ s. d.		£ s. d.		£ s. d.		£ s. d.		£ s. d.		£ s. d.
Conveyances under Mortgage	205	105,124 9 7	58	33,090 3 5	246	115,492 1 3	171	83,512 16 4	215	85,960 14 2	248	148,340 8 9	223	110,697 6 4	235	132,874 17 4	176	53,799 1 8
Conveyances (absolute)	2,263	579,826 2 6	2,189	608,420 19 1	2,136	550,696 0 2	2,512	619,446 12 2	2,263	573,388 2 7	2,261	482,539 19 0	2,397	665,430 2 9	2,651	801,360 5 1	3,482	1,245,506 13 8
Assignments (absolute), Leasehold Estates	88	29,973 6 4	82	52,088 3 5	76	19,651 16 0	109	59,927 19 6	101	24,907 12 6	96	25,651 11 9	125	52,174 13 1	152	52,216 15 7	160	62,688 13 8
Mortgages	1,207	681,981 18 6	1,192	656,108 1 11	1,257	648,180 16 4	1,368	861,679 11 0	1,323	669,942 5 9	1,478	697,440 12 1	1,331	611,857 5 10	1,241	711,315 10 3	1,388	826,703 11 0
Discharges of Mortgages	600	344,415 12 6	514	452,933 9 10	662	399,493 10 3	698	354,318 11 1	647	373,597 2 6	646	318,168 7 6	634	392,697 15 9	920	541,654 6 5	985	551,777 0 0
Transfers of Mortgages	74	57,630 5 3	84	107,781 12 7	65	54,321 17 3	88	97,040 6 5	76	44,681 17 2	79	42,802 16 0	75	78,434 17 3	78	96,994 5 11	51	26,497 9 2
TOTALS	4,437	1,798,951 14 8	4,119	1,910,422 10 3	4,442	1,787,836 1 3	4,946	2,075,925 16 6	4,625	1,772,477 14 8	4,808	1,714,943 5 1	4,785	1,911,292 1 0	5,277	2,336,416 0 7	6,242	2,766,972 9 2
Lease—Period exceeding three years ...	221	*16,283 14 9	218	*9,765 3 4	283	*16,750 3 10	297	*18,842 0 0	250	*13,829 9 4	268	*38,658 12 1	178	*10,314 12 1	216	*15,705 9 8	207	*15,447 10 0
Annuity Deeds†	...	.....	...	.....	...	.....	...	.....	...	.....	...	.....	...	.....	...	.....	...	.....
Assignment for Creditors	40	.....	24	.....	16	.....	10	.....	19	.....	24	.....	10	.....	19	.....	14	.....
Settlements, *ante* and *post nuptial*† ...	...	.....	...	.....	...	.....	...	.....	...	.....	...	.....	...	.....	...	.....	...	.....
Miscellaneous Deeds, *i. e.*—Partition deeds, appointments of trustees, disentailing deeds, disclaimers of trusts, deeds of gift, confirmations, powers of attorney, wills, releases of dower, &c., &c.	616	.....	598	.....	369	.....	373	.....	388	.....	490	.....	455	.....	677	.....	711	.....
TOTAL NUMBER OF DEEDS REGISTERED‡ ...	5,314	.....	4,959	.....	5,110	.....	5,626	.....	5,282	.....	5,590	.....	5,428	.....	6,189	.....	7,174	.....

* Yearly. † Included in Miscellaneous. ‡ Exclusive of Government Deeds, for which no fees are charged for registration.

NOTE.—Leases for periods of three years and under are not registered.

MORTGAGES ON LAND.

No. 150.—DECENNIAL RETURN of the Number and Amount of MORTGAGES ON LAND registered in the Colony.

Year.	Lent on Town Lands.		Lent on Suburban Lands.		Lent on Town and Country Lands.		Lent on Country Lands.		Totals.	
	No. of Mortgages.	Amount.	No. of Mortgages.	Amount.	No. of Mortgages.	Amount.	No. of Mortgages.	Amount.	No. of Mortgages.	Amount.
		£ s. d.		£ s. d.		£ s. d.		£ s. d.		£ s. d.
1865	437	264,047 2 6	169	66,625 3 5	29	23,117 3 10	413	280,227 18 6	1,048	634,017 8 3
1866	466	261,086 9 0	252	70,940 18 10	32	65,298 17 2	457	284,655 13 6	1,207	681,981 18 6
1867	505	239,944 3 4	291	86,009 17 6	53	96,200 18 1	343	233,953 3 0	1,192	656,108 1 11
1868	507	249,691 4 9	230	68,919 14 11	44	23,091 19 0	476	306,477 17 8	1,257	648,180 16 4
1869	556	338,884 9 10	320	96,155 15 9	36	77,120 6 5	456	349,518 19 0	1,368	861,679 11 0
1870	520	269,475 12 9	291	103,820 15 1	24	24,052 19 4	488	272,592 18 7	1,323	669,942 5 9
1871	632	242,244 1 6	464	139,496 0 8	43	55,765 0 0	339	259,935 9 11	1,478	697,440 12 1
1872	547	280,580 9 10	415	82,469 2 9	27	20,044 2 0	342	228,763 11 3	1,331	611,857 5 10
1873	580	280,588 13 7	296	132,554 11 2	14	28,600 0 0	351	269,572 5 6	1,241	711,315 10 3
1874	666	384,255 12 6	366	143,329 11 4	12	12,380 19 0	344	286,737 8 2	1,388	826,703 11 0

DISCHARGES OF MORTGAGES ON LAND AND CONVEYANCES UNDER MORTGAGE.

No. 151.—DECENNIAL RETURN of the Number and Amount of DISCHARGES OF MORTGAGES ON LAND AND CONVEYANCES UNDER MORTGAGE.

Year.	Discharges of Mortgages on Land.		Conveyances under Mortgage.	
	Number.	Amount.	Number.	Amount.
		£ s. d.		£ s. d.
1865	592	386,155 2 11	247	178,232 6 8
1866	600	344,415 12 6	205	105,124 9 7
1867	514	452,933 9 10	58	33,090 3 5
1868	662	399,493 10 3	246	115,492 1 3
1869	698	354,318 11 1	171	83,512 16 4
1870	647	373,597 2 6	215	85,960 14 2
1871	646	318,168 7 6	248	148,340 8 9
1872	634	392,697 15 9	223	110,697 6 4
1873	920	541,654 6 5	235	132,874 17 4
1874	985	551,777 0 0	176	53,799 1 8

PREFERABLE LIENS ON WOOL, MORTGAGES ON LIVE STOCK.

No. 152.—DECENNIAL RETURN of the Number and Amount of PREFERABLE LIENS ON WOOL, and of MORTGAGES ON LIVE STOCK, registered in the Colony.

Year.	Preferable Liens on Wool.			Mortgages on Live Stock.				
	No. of Liens.	No. of Sheep.	Amount of Liens.	No. of Mortgages.	No. of Sheep.	No. of Horned Cattle.	No. of Horses.	Amount Lent.
			£ s. d.					£ s. d.
1865	116	1,575,455	274,521 7 4	327	2,389,949	277,552	6,518	2,037,463 3 1
1866	182	1,904,804	316,382 7 11	362	1,851,409	343,635	6,833	1,285,692 19 7
1867	268	3,249,433	521,384 9 5	392	2,384,506	181,739	4,728	1,205,010 18 6
1868	286	3,695,587	512,121 6 3	370	2,997,019	211,811	7,769	1,399,479 14 8
1869	285	4,119,370	531,777 9 8	329	2,057,631	184,923	10,150	1,195,403 2 4
1870	317	3,411,469	371,231 13 7	294	1,281,340	147,119	3,884	840,584 3 10
1871	328	4,113,108	451,926 13 5	314	1,509,672	126,750	5,239	703,333 5 0
1872	360	2,716,378	377,032 1 0	303	1,467,020	114,801	3,420	1,076,432 12 2
1873	377	3,195,817	472,861 4 2	371	2,383,310	128,860	3,808	1,723,336 19 8
1874	444	2,959,892	423,164 1 4	508	2,277,567	152,241	6,019	1,962,313 0 7

N.B.—When any sum has been secured both by a Lien on the Wool and by a Mortgage of the Sheep, the amount is included under the head of Mortgages only.

DISCHARGES OF MORTGAGES ON LIVE STOCK.

No. 153.—DECENNIAL RETURN of the Number and Amount of DISCHARGES OF MORTGAGES ON LIVE STOCK, registered in the Colony.

Year.	Number.	Amount.
		£ s. d.
1865	110	812,079 3 1
1866	87	639,413 0 10
1867	117	765,501 7 5
1868	111	962,596 8 11
1869	85	741,238 7 7
1870	95	435,762 6 9
1871	70	333,536 8 2
1872	184	1,245,318 10 3
1873	173	1,015,863 2 9
1874	148	818,949 17 7

LIENS ON GROWING CROPS.

No. 154.—DECENNIAL RETURN of the Number and Amount of LIENS ON GROWING CROPS in the Colony, registered in Sydney.

Year.	Number.	Amount.
		£ s. d.
1865	112	9,133 11 0
1866	146	12,652 7 11
1867	171	13,895 16 4
1868	112	11,308 13 10½
1869	151	13,672 11 1
1870	213	10,045 3 3
1871	266	13,170 7 8½
1872	281	11,795 13 5
1873	346	12,475 0 3
1874	329	13,336 9 10½

TRANSACTIONS UNDER "REAL PROPERTY ACT."

NUMBER OF APPLICATIONS, &c.

No. 155.—DECENNIAL RETURN of the Number of APPLICATIONS, with the Amount of FEES, &c., under the "Real Property Act."

Year.	No. of Applications.	No. of Properties.	Area.			Value.	Fees.			
			Town and Suburban.	Country.	Total.		Assurance.	Commissioners.	Certificates and other Dealings.	Total.
			a. r. p.	a. r. p.	a. r. p.	£	£ s. d.	£ s. d.	£ s. d.	£ s. d.
1865	434	608	651 1 3	20271 0 1	20922 1 4	326168	679 11 11	477 0 0	1000 19 4	2157 11 3
1866	379	532	652 1 39¾	36583 3 26	37236 1 25¾	278063	768 18 8	379 10 0	1305 4 4	2453 13 0
1867	324	459	836 2 5¾	35121 0 15	35957 2 20¾	261484	879 6 2	356 5 0	1591 5 4	2826 16 6
1868	304	495	430 0 39¾	58223 0 10	58653 1 9½	214813	413 4 8	350 10 0	1758 9 4	2522 4 0
1869	300	495	371 1 26	30488 2 36¼	30860 0 22½	177569	370 3 10	318 0 0	2043 5 4	2731 9 2
1870	280	406	338 2 20½	51568 3 17	51907 1 37½	203476	423 12 3	311 5 0	2190 0 8	2924 17 11
1871	269	376	184 2 17¾	14335 1 12¾	14519 3 30½	197338	412 13 9	349 0 0	2577 16 4	3339 10 1
1872	229	321	1,596 2 19	33862 2 4	35459 0 23	157376	328 2 3	267 10 0	2865 2 8	3460 14 11
1873	251	427	1,085 3 18¼	30122 2 0	31207 1 18¼	335289	703 16 1	401 5 0	3235 16 8	4340 17 9
1874	288	421	622 3 32	25746 0 23	26369 0 15	362403	753 8 2	475 10 0	3457 7 0	4686 5 2

1867—Exclusive of 10 applications withdrawn.
1868 " 17 "
1869 " 8 "
1870 " 7 "
1871 " 12 "
1872 " 6 "
1873 " 7 "
1874 " 9 "

CROWN GRANTS REGISTERED, &c.

No. 156.—DECENNIAL RETURN showing the Number of CROWN GRANTS registered, &c., under the "Real Property Act."

Year.	Number of Grants.	Area.			Value.	Assurance.
		Town and Suburban.	Country.	Total.		
		a. r. p.	a. r. p.	a. r. p.	£ s. d.	£ s. d.
1865	2,429	1,629 2 23	59,298 0 23	60,927 3 6	77,312 5 5	162 8 11
1866	2,455	1,205 2 29¾	112,531 1 15	113,737 0 4¾	139,526 2 11	291 2 2
1867	4,309	3,385 1 22¾	169,213 0 12½	172,598 1 35¼	212,101 19 5	442 2 5
1868	4,116	1,649 0 7¼	245,229 0 34	246,878 1 1¼	271,158 7 10	567 12 7
1869	2,967	1,161 1 35¼	168,791 3 6¾	169,953 1 2	185,939 4 4	389 6 0
1870	3,301	1,432 3 30¾	139,982 3 25¾	141,415 3 26½	163,557 10 6	342 15 10
1871	3,108	418 2 38	138,553 3 34½	138,972 2 32½	162,107 6 2	338 3 5
1872	3,637	400 1 37½	173,522 1 13½	173,922 3 11	187,783 17 6	392 0 7
1873	3,454	446 1 32¾	237,433 1 32¾	237,879 3 25½	248,792 1 6	518 10 9
1874	4,080	876 2 32¾	279,478 3 12¼	280,355 2 5	326,228 18 9	680 3 7

CIVIL JUSTICE.

SUPREME AND CIRCUIT COURTS.

No. 157.—RETURN showing the BUSINESS of the Supreme and Circuit Courts in the Colony, during the Year 1874.

Civil Jurisdiction.			Equity.				Testamentary.				Appellate Jurisdiction.	
No. of Writs issued.	No. of Causes entered for Trial.	Total Amount for which Judgment signed.	No. of Bills filed.	No. of Claims.	No. of Petitions.	No. of Decrees and Orders.	No. of Probates and Administrations Will annexed	Amount sworn to.	No. of Letters of Administration.	Amount sworn to.	No. of Cases from Insolvency Court.	No. of Cases from District Court.
		£ s. d.						£ s. d.		£ s. d.		
2,040	166	110,886 2 0	36	...	55	121	386	948,361 0 0	299	268,173 0 0	...	...

Actions at Law.							Suits and Proceedings in Equity.									Admiralty, Insolvency, and Ecclesiastical.						Orders made in Chambers and in Banco of all kinds.		Criminal Sittings	
Amounts recovered.			No. of Writs of Ejectments.	No. of Days occupied in Jury Trials on Circuit.	No. of Days occupied in Jury Trials in Sydney.	No. of Days' Sittings in Banco.	No. of Bills and Answers filed.	No. of Petitions and Motions.	No. of Orders and Decrees made, of all kinds.	No. of Appeals to the full Court.	No. of Days occupied in—		Value of Property in Contest: i.e.— How many Suits or Proceedings affected Property of—			No. of Orders and Decrees made in these Jurisdictions severally.			No. of Days' Sittings in each, including Equity Appeals and Appeals in Insolvency.			No. of Orders in Banco.	No. of Orders in Chambers.	No. of Days on Circuit.	No. of Days in Sydney.
£5,000 and upwards.	£500 up to £5,000.	£50 up to £500.									Hearings.	Appeals.	£5,000 and upwards.	£500 up to £5,000.	£50 up to £500.	Admiralty.	Insolvency.	Ecclesiastical.	Admiralty.	Insolvency.	Ecclesiastical.				
£	£	£																							
11,487	44,627	43,330	64	...	77	75	55	81	121	5	68	13	*	*	*	...	...	...	...	...	...	148	...	*	...

* Cannot be ascertained.

No. 158.—RETURN of the Number of CIVIL CASES tried in the Supreme and Circuit Courts, during the Year 1874.

District where tried.	Juries of Four.		Juries of Twelve.		Total.
	Defended.	Undefended.	Common.	Special.	
Central Court, Sydney	105	2	.....	.....	107
Circuit Courts ... Mudgee	9	1	.....	.....	10
Albury	1	...	.....	.....	1
Goulburn	2	...	.....	.....	2
Bathurst	5	...	.....	.....	5
Maitland	23	...	.....	.....	23
Deniliquin	6	...	.....	.....	6
Armidale	2	...	.....	.....	2
Wagga Wagga	1	...	.....	.....	1
Tamworth	...	...	.....	.....	...
Yass	...	...	.....	.....	...
TOTAL, CIRCUIT COURTS	49	1	.....	.....	50
GENERAL TOTAL	154	3	.....	.....	157

No. 159.—DECENNIAL RETURN of the Number of CIVIL CASES tried in the Supreme and Circuit Courts.

Year.	Before Juries of Twelve.		Before Juries of Four.		Total.
	Common.	Special.	Defended Cases.	Undefended Cases.	
1865	.....	2	107	2	111
1866	.....	.....	118	4	122
1867	.....	1	108	1	110
1868	.....	3	126	2	131
1869	.....	2	110	6	118
1870	.....	.....	103	4	107
1871	.....	.....	84	1	85
1872	.....	.....	96	3	99
1873	.....	.....	132	6	138
1874	.....	.....	154	3	157

CIVIL JUSTICE—*continued.*

DISTRICT COURTS.

No. 160.—RETURN showing the Number of Suits commenced, together with other particulars, in the several DISTRICT COURTS in the Colony, during the Twelve Months preceding the 1st day of March, 1875.

District.	The Number of Suits		Settled.		The Number of Cases			The Result of the Trials.		The Costs of the Suits.	The Number and Result of Appeals.			The Number of Cases left in Arrear.	The Number of	
	Commenced.	Total Amount Sued for.	Without hearing.	By Arbitration.	Tried.	Tried. By Jury.	Tried. Without Jury.	For Plaintiff.	For Defendant.		Appeals.	Judgments or Orders affirmed.	Reversed.		Motions for New Trials.	New Trials granted.
METROPOLITAN AND COAST DISTRICT.		£ s. d.								£ s. d.						
Sydney	5,195	54,127 0 7	2,141	...	3,051	13	3,038	2,718	333	4,415 2 3½	1	...	...	3	13	2
Maitland	159	4,500 7 10½	92	...	67	...	67	54	13	117 0 0	...	...	...	...	2	...
Campbelltown	52	767 14 7	22	...	30	1	29	22	8	106 14 1	...	...	...	...	...	...
Windsor	71	857 13 0	35	...	35	...	35	32	3	85 14 5	...	...	...	1	...	...
Parramatta	120	1,645 14 1	48	...	64	...	64	50	14	56 2 6	...	...	...	8	...	...
Penrith	48	427 15 7	24	...	24	...	24	20	4	23 9 0	...	...	...	...	...	...
Singleton	19	389 19 5	4	...	15	...	15	9	6	102 14 8	...	...	...	...	...	...
Newcastle	141	2,950 5 6	49	...	90	5	85	80	10	323 10 9	...	...	...	2	2	1
	5,805	65,666 10 7½	2,415	..	3,376	19	3,357	2,985	391	5,230 7 8½	1	...	...	14	17	3
SOUTHERN DISTRICT.																
Wollongong	29	639 18 10	17	...	12	...	12	9	3	40 4 10	...	...	...	...	...	...
Kiama	31	500 19 1½	20	...	11	...	11	8	3	26 12 6	...	...	...	...	...	...
Nowra	32	545 4 8	15	...	17	...	17	16	1	27 17 0	...	...	...	...	1	...
Goulburn	117	2,651 0 2	47	...	64	8	56	61	3	142 3 8	...	...	...	6	...	...
Yass	78	3,786 13 0	23	1	54	4	50	43	11	66 3 0	2	...	...	...	4	...
Queanbeyan	17	575 19 9	8	...	9	1	8	7	2	59 2 10	...	..	...	...	...	...
Cooma	71	3,932 14 6	33	1	26	6	20	23	3	59 2 0	...	...	...	11	...	...
Bega	12	623 13 3	5	...	6	3	3	4	2	27 19 4	...	...	...	1	...	...
Eden	6	223 5 6	...	...	6	...	6	6	...	5 0 6	...	...	...	...	...	...
Bombala	19	927 7 1	4	...	15	2	13	11	4	45 13 0	...	...	...	...	1	...
Braidwood	126	2,567 19 0	59	...	67	1	66	63	4	235 12 4	...	...	...	...	...	...
Moruya	16	588 3 5	8	...	8	2	6	4	4	60 2. 8	...	...	...	...	...	...
Berrima	6	76 11 11	1	...	5	...	5	3	2	6 0 0	...	...	...	...	...	...
Hartley	12	402 4 10½	3	...	7	...	7	5	2	9 3 6	...	...	...	2	...	...
Mudgee	109	4,088 3 8½	51	3	48	6	42	35	13	64 5 0	...	...	...	7	2	...
Ulladulla	26	388 6 2	9	...	17	...	17	17	...	67 16 6	...	...	...	...	...	...
Burrowa	19	1,936 5 11	9	...	10	2	8	9	1	26 8 0	1	...	...	...	...	...
	726	24,454 10 10½	312	5	382	35	347	324	58	969 6 8	3	...	...	27	8	...
SOUTH-WESTERN DISTRICT.																
Young	67	2,236 19 11	31	...	33	3	30	28	5	117 3 4	...	...	...	3	...	...
Grenfell	45	1,691 19 0	6	...	39	2	37	34	5	192 12 10	...	...	...	...	...	...
Gundagai	55	1,181 3 6	29	...	25	...	25	23	2	152 3 0	...	...	...	1	...	...
Tumut	32	1,070 15 4	3	...	29	...	29	24	5	81 7 11	...	...	...	...	...	...
Wagga Wagga	56	1,633 10 2½	39	...	16	...	16	11	5	148 15 3	...	...	...	1	...	...
Albury	121	7,610 6 2	29	...	86	8	78	76	10	462 12 3	1	...	...	6	1	1
Corowa	12	666 7 10	5	...	7	3	4	6	1	12 0 0	...	...	...	...	...	...
Deniliquin	47	901 14 2	17	...	21	...	21	17	4	261 5 8	...	...	...	9	...	...
Hay	47	2,431 18 7	15	...	30	4	26	28	2	278 3 5	...	...	...	2	...	...
Wentworth	11	621 8 1½	4	...	7	3	4	6	1	311 16 5½	...	...	...	...	...	...
Balranald	6	184 11 10	3	...	2	...	2	2	...	4 6 0	...	...	...	1	...	...
	499	20,230 14 8	181	...	295	23	272	255	40	2,022 6 1½	1	...	...	23	1	1
WESTERN DISTRICT.																
Dubbo	26	858 9 6	9	...	17	3	14	13	4	167 15 6	...	...	...	...	...	...
Wellington	21	1,017 17 3	8	2	11	...	11	7	4	75 15 6	...	...	...	...	...	...
Orange	32	1,104 6 10	17	...	15	1	14	12	3	27 2 6	...	...	...	...	...	...
Forbes	60	2,077 4 9	10	...	44	2	42	32	12	206 5 10	...	...	...	6	2	...
Carcoar	25	937 5 9	9	...	14	...	14	13	1	143 10 8	...	...	..	2	...	...
Bathurst	147	3,832 18 11	69	...	74	2	72	60	14	509 0 6	...	...	...	4	3	1
Hill End	42	994 19 4½	13	...	25	...	25	20	5	25 7 0	...	...	...	4	...	...
Bourke	37	2,428 1 10	13	...	21	...	21	16	5	241 3 6	...	...	...	3	...	...
Molong*	...	.....	...	...	...	...	...	...	...	.....	...	...	...	...	...	...
	390	13,251 4 2½	148	2	221	8	213	173	48	1,396 1 0	...	...	...	19	5	1
NORTHERN DISTRICT.																
Gunnedah	3	233 12 8	...	...	3	...	3	2	1	3 18 6	...	...	...	...	...	...
Muswellbrook	22	251 18 11	4	...	18	...	18	16	2	19 16 10	...	...	...	...	...	...
Murrurundi	94	1,645 14 5	37	...	52	1	51	45	7	130 17 10	...	...	...	5	...	...
Tamworth	23	684 3 10	15	2	6	1	5	4	2	94 0 6	...	...	...	...	...	...
Armidale	54	1,390 10 9	20	1	29	...	29	27	2	43 16 6	...	...	...	4	1	1
Tenterfield	36	1,331 13 3	16	4	15	...	15	12	3	27 12 6	...	...	...	1	...	...
Glen Innes	82	1,557 4 7½	6	2	32	1	31	20	12	87 2 8	...	...	...	42	...	...
Grafton	173	3,173 5 6	85	...	75	2	73	64	11	190 16 8	...	...	...	13	...	...
Casino	38	1,369 18 3	12	1	25	1	24	23	2	23 2 0	...	...	...	...	...	...
Port Macquarie	10	582 13 5½	3	...	7	...	7	5	2	4 11 6	...	...	...	...	...	...
Kempsey	24	430 9 4	9	...	14	...	14	11	3	31 10 6	...	...	...	1	...	...
Wingham	18	529 14 4	13	1	4	...	4	2	2	29 12 6	...	...	...	...	...	...
Narrabri	1	200 0 0	1	...	...	...	...	...	...	1 2 6	...	...	...	...	...	...
Scone	7	152 10 6	...	...	7	...	7	7	...	50 19 10	...	...	...	...	...	...
Inverell	42	1,041 2 1	28	...	14	...	14	10	4	32 4 0	...	...	...	...	...	...
	627	14,574 11 11	249	11	301	6	295	248	53	771 4 10	...	...	...	66	1	1
GENERAL TOTAL	8,047	138,177 12 3½	3,305	18	4,575	91	4,484	3,985	590	10,389 6 4	5	...	...	149	32	6

*The Registrar has failed to furnish a return.

INSOLVENCIES.

No. 161.—DECENNIAL RETURN of the Number of INSOLVENCIES in the Colony.

Year.	Number of Insolvents.			Amount of Liabilities as shown in the Insolvents' Schedules.	Amount of Assets as shown in the Insolvents' Schedules.	Number of Assignees elected by Creditors to act with the Official Assignee.	Amount of Deficiency shown in the Insolvents' Estates.	Amount of Court Fees in Insolvency collected under the Act of Council, and paid at the Treasury.
	Voluntary.	Compulsory.	Total.					
	No.	No.	No.	£ s. d.	£ s. d.		£ s. d.	£ s. d.
1865	509	19	528	511,590 2 0	278,045 16 7	1	233,544 5 5	1,833 15 6
1866	550	44	594	944,015 13 8	539,184 12 10	2	404,831 0 10	1,980 1 4
1867	659	25	684	737,789 2 2	535,695 18 6	1	202,093 3 8	2,569 5 10
1868	507	27	534	572,651 11 10	233,098 17 5	...	339,552 14 5	2,159 17 3
1869	513	17	530	483,145 13 10	296,979 12 3	1	186,166 1 7	1,882 10 11
1870	448	28	476	671,870 11 1	394,006 19 8	4	277,863 11 5	1,812 7 5
1871	515	29	544	325,941 5 9	124,288 11 10	3	201,652 13 11	2,023 18 7
1872	457	35	492	370,035 3 6	127,217 7 11	...	242,817 15 7	1,681 13 9
1873	392	34	426	301,225 8 7	120,136 4 5	3	181,089 4 2	1,587 2 0
1874	394	33	427	254,641 11 2	89,447 5 1	...	165,194 6 1	1,458 16 0

MINERS' RIGHTS AND BUSINESS LICENSES, ETC.

No. 162.—RETURN showing the number of MINERS' RIGHTS and BUSINESS LICENSES, &c., issued at the several Gold Fields and Colonial Treasury in the year 1874.

Mining Districts.	Gold Fields.	Licenses.			Leases of Auriferous Tracts.			
		Miners' Rights.	Mineral Licenses.	Business Licenses.	Number of Leases applied for.	River-bed.	Quartz-vein.	Alluvial.
		No.	No.	No.		yards	acres	acres
Bathurst	Bathurst	276	.....	20	21	.....	116	.....
	Oberon	124	.....	.....	2	.....	6	.....
	Rockley	80	.....	8	.....	.....	.....	.....
	Trunkey	249	.....	63	3	200	8	.....
	Tuena	136	.....	5	.....	.....	.....	.....
	Orange	131	.....	6	9	.....	14	6
	Carcoar	179	.....	13	52	264	200	48
	Cowra...	46	.....	1	1	.....	2	.....
	Mitchell's Creek	123	.....	1	1	.....	6	.....
Tambaroora and Turon.	Stony Creek	274	.....	11	2	.....	9	.....
	Hill End	918	.....	53	58	168	293	82
	Sofala...	789	.....	43	18	300	49	16
Mudgee	Gulgong	2,716	.....	187	72	.....	64	407
	Mudgee	207	.....	9	.....	.....	.....	.....
	Hargraves	203	.....	13	.....	.....	.....	.....
Southern... ...	Araluen and Major's Creek ...	296	.....	5	4	1,300	8	.....
	Bombala (Delegate)	189	.....	33	.....	.....	.....	.....
	Braidwood and Mongarlowe ...	402	.....	13	3	1,000	.....	16
	Gunning and Gundaroo	73	.....	.....	8	.....	39	.....
	Moruya (Mogo)	60	.....	2	.....	.....	.....	.....
	Nerrigundah, Gulf Creek ...	183	.....	5	6	.....	29	.....
	Nerrimunga...	85	.....	1	4	.....	28	.....
Tumut & Adelong	Adelong	579	.....	22	24	1,700	17	60
	Albury and Yarrara	168	.....	14	18	.....	123	5
	Gundagai	124	.....	1	6	.....	22	1
	Kiandra	177	.....	2	6	.....	23½	3
	Tumut and Goobarragundra ...	109	.....	3	7	1,300	13	.....
	Tumberumba and Ouranie ...	246	.....	6	5	500	19½	.....
Peel and Uralla...	Armidale	281	4	10				
	Barraba	57	.....	2				
	Bingera	88	.....	7				
	Dungog	1	.....	.....				
	Glen Innes	28	.....	1				
	Inverell	1	.....	.....				
	Kempsey	1	.....	.....				
	Maitland	9	.....	.....	*	.....	.....	.....
	Nundle	282	.....	12				
	Oban	41	.....	.....				
	Port Macquarie	3	.....	.....				
	Scone	46	.....	.....				
	Tamworth	12	.....	.....				
	Uralla and Rocky River ...	26	.....	.....				
	Walcha	159	.....	4				
New England and Clarence.	Ballina	7	.....	.....				
	Casino	11	.....	.....				
	Dalmorton	60	.....	7				
	Grafton	100	.....	4	*	.....	.....	.....
	Lunatic	97	.....	9				
	Solferino	140	.....	12				
	Tenterfield	41	11	.....				
Lachlan	Billabong	2,976	.....	273	.....	.....	.....	.....
	Lachlan	167	.....	14	.....	.....	.....	.....
	Condobolin for Cudgellico ...	64	.....	9	.....	.....	.....	.....
	Toogong for Cargo	5	.....	.....	.....	.....	.....	.....
	Grenfell, Emu Creek	252	.....	36	10	.....	40	2
	Young, Burrangong	327	.....	19	4	.....	4	18
Issued at the Colonial Treasury		319	32	2	.....	.....	.....	.....
GENERAL TOTAL		14,743	47	961	.....	... .	.....	.....

* Information not given in return.

GOLD-MINING MACHINERY.

No. 163.—RETURN showing the Number and Description of Machines employed in ALLUVIAL and QUARTZ MINING in the Colony, in the Year 1874.

Police Districts and Mining Districts.		Alluvial Mining.														
		Steam-engines employed in Winding, Pumping, &c.		Puddling Machines.	Whims and Pulleys.	Whips.	Quicksilver, as Compound Cradles.	Sluices and Toms.	Water-wheels.	Hydraulic Hoses.	Pumps.	Sluice-boxes.	Derricks.	Stamp Heads.	Boring Machines.
		No.	Aggregate horse-power.												
				No.	No.	No.	No.	No.	No.	No.	No.	No.	No.	No.	No.
Bathurst	Bathurst (See Mitchell's Creek.)	...	.....	...	...	...	...	...	...	...	...	...	...	...	...
	Rockley	...	.....	1	...	...	...	4	...	2	...	12	...	...	...
	Trunkey	1	10	...	...	...	3	6	...	...	1	6	...	...	...
	Tuena	...	.....	...	...	...	...	1	1	...	...	12	...	...	...
	Orange	5	102	4	12	11	2	4	4	...	...	15	...	42	3
	Carcoar	...	.....	4	3	3	...	...	...	...	3	6	...	...	...
	Cowra	...	.....	2	...	4	...	...	...	2	2	...	...	...	...
	Mitchell's Creek	6	50	4	3	2	...	1	...	...	1	13	...	30	...
Tambaroora and Turon	Hill End	...	.....	...	...	...	...	2	3	...	3	34	...	...	...
	Sofala	...	.....	40	...	...	...	60	...	...	26	40	...	...	...
	Stony Creek	...	.....	12	...	1	...	12	2	...	...	12	...	...	...
Mudgee	Home Rule	1	8	35	24	65	...	2	...	1	...	...	...	...	...
	Gulgong	1	20	44	42	70	...	4	...	3	4	1	...	25	...
	Mudgee	1	20	5	...	...	...	...	...	...	...	...	...	...	...
	Hargraves	...	.....	20	...	...	...	14	1	...	...	...	...	...	...
Southern	Araluen	4	48	...	...	...	...	13	8	2	20	35	...	...	...
	Braidwood	...	.....	2	...	...	...	10	6	4	2	12	...	...	...
	Nerrigundah	...	.....	...	...	...	...	12	6	...	6	12	...	...	...
	Nerrimungah	2	18	...	...	...	7	7	...	4	2	6	...	10	...
Tumut and Adelong	Adelong	2	24	...	1	8	...	...	4	...	4	30	...	...	1
	Gundagai	...	.....	...	...	...	...	2	...	...	...	...	...	...	...
	Kiandra	...	.....	...	...	...	...	47	...	...	...	...	...	...	...
	Tumut	...	.....	...	...	...	...	20	...	...	...	16	...	...	...
	Tumberumba	...	.....	...	...	..	...	61	4	10	4	280	...	...	...
Peel and Uralla	Warialda—Bingera	...	.....	...	...	...	...	4	...	...	...	6	...	...	...
	Tamworth — Mount Misery	1	14	...	3	1	...	...	...	...	...	...	...	10	...
	Tamworth — Nundle, Mount Misery, Hanging Rock, and Bowling-alley Point	...	.....	...	...	...	...	...	...	...	...	40	...	...	...
	Armidale — Oban	...	.....	...	1	1	...	2	3	3	...	30	1	...	...
	Armidale — Uralla and Rocky River	...	.....	...	2	4	...	...	...	1	...	15	...	...	...
New England and Clarence	Richmond—Ballina	...	.....	...	...	...	1	...	...	...	1	1	...	...	...
	Little River—Grafton	...	.....	...	...	...	...	1	...	...	...	3	...	...	...
	Drake — Lunatic	...	.....	1	...	...	...	...	...	...	...	6	...	...	...
	Drake — Tooloom	...	.....	...	...	...	...	...	3	3	...	6	...	...	...
	Drake — Pretty Gully	...	.....	...	...	...	...	6	...	...	...	...	...	...	...
	Drake — Gough Gully	...	.....	...	...	...	...	6	...	...	...	...	...	...	...
	Drake — Solferino	...	.....	...	...	...	...	4	2	...	...	15	...	...	...
	Tenterfield—Table Land	...	.....	...	...	...	...	6	...	...	...	...	...	...	...
Lachlan	Molong, Forbes, and Toogong	...	.....	57	...	125	...	...	...	...	3	3	...	...	1
	Grenfell	...	.....	9	8	...	...	6	...	...	...	6	...	...	...
	Young	1	8	4	1	...	...	16	...	...	1	1	...	...	...
	TOTAL	25	322	244	100	295	13	333	47	35	83	674	1	117	5

GOLD-MINING MACHINERY—*continued.*

No. 163.—RETURN showing Description of Machines in ALLUVIAL and QUARTZ MINING—*continued.*

Police Districts and Mining Districts.			Quartz Mining.						
			Steam-engines employed in Winding, Crushing, &c.		Crushing Machines.	Stamp Heads.	Whims and Pulleys.	Water-wheels.	Derricks.	Whips.
			No.	Aggregate horse-power.						
					No.	No.	No.	No.	No.	No.
Bathurst	Bathurst (See Mitchell's Creek.)		...	.....	.....	.....	.....	.. ...	.....	.....
	Oberon		...	.....	1	5	.....	.....	.....	.....
	Rockley		3	40	3	17	.....	.....	.....	.....
	Trunkey		4	90	5	72	3	.....	.....	2
	Tuena		4	60	4	45	1	.....	.....	.....
	Orange		7	112	5	48	.....	.....	.....	3
	Carcoar		9	171	5	112	1	.....	.....	1
	Cowra		1	.....	1	6	.....	.....	.....	.....
	Mitchell's Creek		6	50	7	30	3	2	.....	2
Tambaroora and Turon	Hill End		7	60	15	177	37	.....	.....	5
	Sofala		5	35	5	34	.....	1	.....	.....
	Stony Creek		5	68	5	51	.....	.....	.....	3
Mudgee	Home Rule		...	.....	1	12	.....	.....	.....	.....
	Gulgong		3	20	2	25	4	3	4	.....
	Mudgee		...	.....	6	40	.....	.....	.....	.....
	Hargraves		...	.....	4	110	.....	.....	.....	.....
Southern	Araluen		2	8	2	18	.....	1	.....	.....
	Gunning		1	12	1	15	.....	.....	.....	.....
	Moruya		1	20	2	10	1	.....	.....	.....
	Nerrigundah		2	16	2	14	.....	.....	.....	.....
	Nerrimungah		3	30	3	30	1	.....	.....	.....
Tumut and Adelong	Adelong		1	46	2	18	13	2	.....	4
	Albury		1	12	1	8	.....	.....	.....	4
	Gundagai		6	60	6	67	2	.....	.....	.....
	Tumut		2	20	2	12	.....	.....	.....	.....
	Tumberumba		1	6	1	5	.....	.....	.....	2
Peel and Uralla	Armidale	Cameron's Creek	1	8	1	8	.....	.....	.....	.....
		Glen Morrison	1	16	1	15	.....	.....	.....	.....
	Tamworth	Barraba	2	18	2	14	.....	.....	.....	.....
		Bowling-alley Point	3	18	.....	10	.....	.....	.....	.....
		Hanging Rock	2	.....	.....	4	3	.....	.....	.....
		Nundle	1	.....	.....	4	.....	1	.....	.....
	Warialda—Bingera		1	15	1	6	.....	.....	.....	.....
	Scone	Moonan Brook	...	.....	2	18	.....	2	.....	.....
		Omadale Brook	...	.....	1	10	.....	1	.....	.....
New England and Clarence	Grafton	Dalmorton	2	50	2	15	.....	.....	.....	2
		Cunglebung	2	29	2	17	.....	1	.....	.....
		Grafton	2	18	2	25	1	.....	.....	.....
	Drake	Lunatic	1	5	1	3	.....	.....	.....	.....
		Pretty Gully	...	.....	.....	8	.....	1	.....	.....
		Tooloom	...	.....	.....	4	.....	1	.....	.....
		Solferino	3	44	.....	40	1	2	3	5
Lachlan	Molong, Forbes, and Toogong		5	79	5	53	4	.....	.....	.....
	Grenfell		6	78	5	65	7	.....	.....	8
	Young		2	26	2	18	4	.....	.....	1
	TOTAL		108	1,340	118	1,318	86	18	7	42

PUBLICANS' LICENSES.

No. 164.—RETURN showing the Number of PUBLICANS' LICENSES issued during the Year 1874.

Districts.	Number.	Districts—*continued.*	Number.
Sydney	611	Moama	7
Adelong	7	Molong	19
Albury	40	Moree	1
Armidale	31	Moruya	11
Ballina	2	Moulamein	2
Balranald	8	Mudgee	53
Bathurst	114	Murrumburrah	1
Bega	5	Murrurundi	21
Berrima	12	Muswellbrook	15
Bingera	2	Narrabri	2
Bombala	12	Newcastle	94
Bourke	38	Nundle	9
Braidwood	42	Oberon	4
Bundarra	2	Obley	2
Burrowa	22	Orange	36
Camden	5	Parkes	7
Campbelltown	8	Parramatta	32
Canonbar	1	Paterson	5
Carcoar	34	Penrith	14
Casino	13	Picton	3
Cassilis	7	Port Macquarie	2
Cooma	20	Port Stephens	7
Coonabarabran	9	Queanbeyan	19
Coonamble	14	Raymond Terrace	3
Corowa	13	Rockley	3
Cowra	6	Ryde	1
Dandaloo	1	Rylstone	10
Deniliquin	27	Scone	9
Drake	5	Shoalhaven	8
Dubbo	45	Singleton	21
Dungog	6	Sofala	17
Eden	10	Stony Creek	9
Emu Creek	15	Tambaroora	28
Euston	2	Tamworth	39
Forbes	64	Ten-mile Creek	1
Glen Innes	24	Tenterfield	28
Gosford	6	Trunkey Creek	2
Goulburn	65	Tuena	3
Grafton	60	Tumbarumba	8
Grenfell	1	Tumut	15
Gulgong	55	Ulladulla	1
Gundagai	24	Uralla	3
Gunnedah	20	Urana	1
Gunning	2	Wagga Wagga	49
Hargraves and Windeyer	9	Walcha	6
Hartley	21	Walgett	13
Hay	37	Wallabadah	4
Howlong	1	Warialda	24
Inverell	18	Warren	5
Kiama	7	Wee Waa	10
Kiandra	4	Wellington	15
Liverpool	12	Wentworth	16
Macleay River	8	Wilcannia	4
Maitland	56	Windsor	21
Menindie	9	Wingham	8
Merriwa	3	Wollombi	5
Mitchell	4	Wollongong	13
		Yass	35
		Young	34
		Total	2,537

VOLUNTEER CORPS AND COMPANIES.

No. 165.—RETURN showing the DISTRIBUTION of the VOLUNTEER CORPS and COMPANIES, Head Quarters, Sydney, on 31st December, 1874.

Distribution.	Lieut.-Colonel Commandant.	Majors.	Captains.	Subalterns	Medical Officers and Chaplains.	Sergeants.	Trumpeters and Buglers.	Rank and File.	Total.
General Staff	1	1	2	.....	6	23	.....	5	38
Brigade Band	.....	.....	.....	1	.....	1	.....	34	36
ARTILLERY.									
Staff	.....	3	1	.....	2	1	1	.....	8
Band	.....	.....	.....	.....	.....	2	.....	26	28
No. 1 Battery	.....	.....	1	3	.....	4	1	51	60
„ 2 „	.....	.....	1	1	.....	6	1	57	66
„ 3 „	.....	.....	1	2	1	5	1	67	77
„ 4 „	.....	.....	1	2	.....	5	2	62	72
„ 5 „	.....	.....	1	2	.....	5	2	52	62
„ 6 „	.....	.....	1	2	.....	5	2	68	78
„ 7 „	.....	.....	1	1	.....	4	2	54	62
„ 8 „	.....	.....	.....	2	.....	3	2	50	57
„ 9 „	.....	.....	1	1	.....	5	2	54	63
„ 10 „	.....	.....	1	1	.....	5	1	62	70
„ 11 „	.....	.....	.....	.....	.....	5	2	48	55
ENGINEERS	.....	.....	1	2	.....	6	1	87	97
RIFLES.									
Sydney Battalion.									
Staff	.....	2	1	.....	2	1	1	.....	7
No. 1 Company	.....	.....	1	2	.....	6	2	69	80
„ 2 „	.....	.....	1	2	.....	6	2	67	78
„ 3 „	.....	.....	1	2	.....	6	2	69	80
„ 4 „	.....	.....	1	1	.....	5	2	74	83
„ 5 „	.....	.....	1	2	.....	7	1	75	86
„ 6 „	.....	.....	1	1	.....	5	2	79	88
„ 7 „	.....	.....	1	2	.....	6	2	74	85
„ 8 „	.....	.....	1	1	.....	6	2	69	79
Suburban Battalion.									
Staff	.....	2	.....	1	1	1	1	.....	6
Band	.....	.....	.....	.....	.....	1	.....	21	22
No. 1, Glebe Company	.....	.....	1	1	.....	6	2	50	60
„ 2, Balmain „	.....	.....	1	2	.....	5	2	79	89
„ 3, Pad. and Surry Hills Co. ...	.....	.....	1	2	.....	6	2	82	93
„ 4, St. Leonards Company ...	.....	.....	1	2	.....	6	2	56	67
„ 5, South Sydney	.....	.....	1	2	.....	6	2	88	99
Highlanders—2 Companies ...	.....	.....	2	2	2	9	4	118	137
Western Battalion.									
Staff	.....	1	.....	.....	2	.....	.....	.....	3
No. 1, Penrith Company	.....	.....	1	1	.....	6	2	76	86
„ 2, Parramatta „	.....	.....	1	2	.....	6	1	61	71
„ 3, Hawkesbury „	.....	.....	1	1	1	6	2	66	77
„ 4, Bathurst „	.....	.....	1	2	.....	6	2	84	95
„ 5, Goulburn „	.....	.....	1	1	.....	5	1	79	87
„ 6, Richmond „	.....	.....	.....	1	.....	2	2	60	65
„ 7, Orange „	.....	.....	1	2	1	6	1	85	96
„ 8, Mudgee „	.....	.....	1	1	.....	6	1	75	84
Northern Battalion.									
Staff	.....	1	1	.....	.....	.....	.....	.....	2
No. 1, Newcastle Company ...	.....	.....	1	2	.....	6	1	82	92
„ 2, East Maitland „	.....	.....	.....	1	1	6	.....	73	81
„ 3, West Maitland „	.....	.....	1	2	1	5	1	82	92
„ 4, Singleton „	.....	.....	1	2	1	5	1	54	64
Southern Battalion.									
Staff	.....	1	.....	.....	.....	.....	.....	.....	1
No. 1, Ulladulla Company	.....	.....	1	1	.....	5	1	66	74
„ 2, Kiama „	.....	.....	.....	2	.....	4	2	75	83
„ 3, Gerringong „	.....	.....	.....	1	.....	4	1	46	52
„ 4, Jamberoo „	.....	.....	1	1	.....	5	.....	64	71
„ 5, Wollongong „	.....	.....	1	1	1	5	2	72	82
Cadet Corps.									
King's School	.....	.....	1	.....	.....	6	.....	91	98
Camden College	.....	.....	1	.....	.....	2	.....	21	24
Newington College	.....	.....	1	.....	.....	8	.....	45	54
Sydney Grammar School	.....	.....	1	1	.....	12	.....	78	92
Lyceum School	.....	.....	1	.....	.....	5	.....	39	45
Grafton Grammar School	.....	.....	.....	.....	.....	.....	.....	34	34
Sanchie House School	.....	.....	1	.....	.....	.....	.....	57	58
Public Schools	.....	.....	3	.....	.....	63	.....	763	829
GENERAL TOTAL	1	11	52	70	*22	357	72	4,175	4,760

* 5 Chaplains; 17 Medical Officers.

NAVAL BRIGADE.

No. 166.—RETURN showing the Distribution of the NAVAL BRIGADE on the 31st December, 1874.

Corps or Company.	Captain Commanding Brigade, Sydney.	Commanders.	Lieutenants Commanding Companies.	Sub-Lieutenants.	Medical Officers.	Clerk and Accountant.	Warrant and Petty Officers.	Cadets.	A.B's.	Gunnery Instructors.	Total.
Five Companies in Sydney...	1	1	5	6	1	1	20	16	200	1	252
One Company in Newcastle..	.....	1	1	.....	1	.....	4	2	40	1	50
TOTAL	1	2	6	6	2	1	24	18	240	2	302

REGULAR MILITARY FORCES.

No. 167.—RETURN showing the Distribution of the REGULAR MILITARY FORCES of the Colony on 31st December, 1874.

Corps or Company.	Licutenant-Colonel Commandant	Brigade Major.	Brigade Pay and Quarter-master.	Medical Officer.	Major.	Captain.	Subalterns	Sergeants.	Trumpeters.	Rank and File.	Total.
General Staff	1	1	1	1	.....	.....	.....	5	.....	.....	9
New South Wales Artillery...	.....	.....	.....	.....	1	1	2	7	3	85	99
TOTAL	1	1	1	1	1	1	2	12	3	85	108

ARTILLERY GUNS.

No. 168.—RETURN showing the Number and Calibre of ARTILLERY GUNS in the Colony on the 31st December, 1874.

Description.	Guns. Mounted. No.	Mounted. Calibre.	Dismounted. No.	Dismounted. Calibre.	Total Guns. No.	Unserviceable (not included in the foregoing). No.	Unserviceable. Calibre.
18-ton	...	.....	6	10-inch	6	...	.....
12-ton	...	.....	6	9-inch	6	...	.....
110-pounders	...	.....	2	7-inch	2	...	.....
80-pounders	16	6-inch	8	6-inch	24	...	.....
68-pounders	14	8-inch	5	8-inch	19	...	.....
42-pounders	10	6·97-inch	...	.....	10	...	.....
40-pounders (Armstrong)	5	4·97-inch	...	.....	5	...	.....
32-pounders	36	6-inch	9	6-inch	45	...	.....
24-pounders	6	5·823-inch	...	.....	6	...	.....
20-pounders (Armstrong)	...	.....	1	4-inch	1	...	.....
10-inch	6	10-inch	4	10-inch	10	...	.....
8-inch	6	8-inch	...	.....	6	...	.....
12-pounder Field Brass...	9	4·58-inch	...	.....	9	...	.....
9 " " ...	4	4·02-inch	...	.....	4	...	.....
6 " " ...	7	3·668-inch	...	.....	7	...	.....
TOTAL	119		41	GENERAL TOTAL ...	160	...	

RECAPITULATION OF ARTILLERY GUNS.

Number.		Calibre.	Weight of Shot or Shell. Tons	cwt.	qrs.	lbs.
6	18-ton guns	10-inch	100	2	2	12
6	12-ton guns	9-inch	62	9	3	13
2	110-pounders	7-inch	43	7	1	22
24	80-pounders	6-inch (Converted)	236	6	3	3
19	68-pounders	8-inch	244	13	1	12
10	42-pounders	6·97-inch	33	18	3	21
5	40-pounders (Armstrong)	4·97-inch	84	11	0	9
45	32-pounders	6-inch	231	17	2	17
6	24-pounders	5·823-inch	.....			
1	20-pounder (Armstrong)	4-inch	0	9	1	1
10	10-inch	10-inch	125	14	3	25
6	8-inch	8-inch	8	4	0	8
9	12-pounder Field	4·58-inch	5	16	3	23
4	9 " "	4·02-inch	10	1	0	25
7	6 " "	3·668-inch	6	12	0	26
160	... ... TOTAL.	TOTAL... ...	1,194	6	1	21

VACCINATION.

No. 169.—RETURN showing the Number of CHILDREN VACCINATED by the several Government Vaccinators in the Colony, during the Year 1874.

District.	Under 1 year of age.				From 1 to 5 years inclusive.				From 5 to 10 years inclusive.				Total number of cases.			
	Male.	Female.	Total.	Successful.	Male.	Female.	Total.	Successful.	Male.	Female.	Total.	Successful.	Male.	Female.	Total.	Successful.
Sydney and Suburbs	269	266	535	492	455	416	871	827	125	117	242	239	849	799	1648	1558
Country Districts—																
Albury...	40	41	81	74	60	59	119	108	4	9	13	12	104	109	213	194
Armidale	2	4	6	6	2	3	5	5	6	...	6	6	10	7	17	17
†Araluen	...	...	...	...	...	...	...	...	...	...	...	...	...	...	...	...
†Adelong	...	...	...	...	...	...	...	...	...	...	...	...	...	...	...	...
Bathurst	5	1	6	6	10	5	15	15	1	...	1	1	16	6	22	22
*Bega	...	...	...	...	...	...	...	...	...	...	...	...	...	...	...	...
†Berrima	...	...	...	...	...	...	...	...	...	...	...	...	...	...	...	...
†Binalong and Burrowa	...	...	...	...	...	...	...	...	...	...	...	...	...	...	...	...
†Bourke	...	...	...	...	...	...	...	...	...	...	...	...	...	...	...	...
Bombala	...	...	...	...	...	...	...	...	...	...	...	...	...	...	...	40
†Braidwood	...	...	...	...	...	...	...	...	...	...	...	...	...	...	...	...
*Camden	...	...	...	...	...	...	...	...	...	...	...	...	...	...	...	...
Carcoar	6	3	9	9	10	7	17	17	...	1	1	1	16	11	27	27
Dubbo	1	1	2	2	4	2	6	6	2	...	2	2	7	3	10	10
Deniliquin	18	18	36	35	13	9	22	21	2	2	4	4	33	29	62	60
Dungog	5	11	16	16	6	2	8	8	2	...	2	2	13	13	26	26
†Forbes	...	...	...	...	...	...	...	...	...	...	...	...	...	...	...	...
Gulgong	46	32	78	75	173	166	339	328	232	191	423	411	451	389	840	814
†Goulburn	...	...	...	...	...	...	...	...	...	...	...	...	...	...	...	...
*Grafton	...	...	...	...	...	...	...	...	...	...	...	...	...	...	...	...
*Gundagai	...	...	...	...	...	...	...	...	...	...	...	...	...	...	...	...
Grenfell	6	3	9	9	6	5	11	11	2	2	4	4	14	10	24	24
*Hill End	...	...	...	...	...	...	..	...	...	...	...	...	...	...	...	...
*Inverell	...	...	...	...	...	...	...	...	...	...	...	...	...	...	...	...
Kempsey, West	2	1	3	2	1	6	7	3	2	1	3	3	5	8	13	8
Kiama	...	...	...	...	...	...	...	...	...	...	...	...	...	...	...	...
Lambton	38	38	76	71	52	46	98	98	19	13	32	32	109	97	206	201
Mudgee	36	24	60	60	26	23	49	49	3	8	11	8	65	55	120	117
*Molong	...	...	...	...	...	...	...	...	...	...	...	...	...	...	...	...
Morpeth	23	21	44	44	64	50	114	114	15	13	28	28	102	84	186	186
Maitland	35	32	67	67	81	61	142	142	21	17	38	38	137	110	247	247
Muswellbrook...	9	10	19	19	7	10	17	17	5	6	11	11	21	26	47	47
†Moruya	...	...	...	...	...	...	...	...	...	...	...	...	...	...	...	...
†Macdonald River	...	...	...	...	...	...	...	...	...	...	...	...	...	...	...	...
Newcastle	50	51	101	97	70	57	127	118	23	19	42	38	143	127	270	253
†Narrabri	...	...	...	...	...	...	...	...	...	...	...	...	...	...	...	...
Orange	8	4	12	11	19	17	36	33	15	9	24	24	42	30	72	68
Oberon	1	1	2	2	11	13	24	24	10	8	18	18	22	22	44	44
†Oxley	...	...	...	...	...	...	...	...	...	...	...	...	...	...	...	...
Parramatta	...	...	...	...	2	1	3	3	3	1	4	4	5	2	7	7
Parkes	4	3	7	7	20	21	41	40	13	11	24	22	37	35	72	69
†Penrith	...	...	...	...	...	...	...	...	...	...	...	...	...	...	...	...
*Port Macquarie	...	...	...	...	...	...	...	...	...	...	...	...	...	...	...	...
Rockley	37	42	79	69	59	46	105	84	19	23	42	31	115	111	226	184
Raymond Terrace	7	5	12	9	6	6	12	10	1	5	6	6	14	16	30	25
†Richmond	...	...	...	...	...	...	...	...	...	...	...	...	...	...	...	...
†Rocky Mouth	...	...	...	...	...	...	...	...	...	...	...	...	...	...	...	...
Singleton	12	6	18	16	8	8	16	14	2	2	4	3	22	16	38	33
*Stroud	...	...	...	...	...	...	...	...	...	...	...	...	...	...	...	...
Sofala	7	5	12	12	9	7	16	16	12	9	21	21	28	21	49	49
*Tenterfield	...	...	...	...	...	...	...	...	...	...	...	...	...	...	...	...
Tamworth	18	18	36	36	67	68	135	135	21	34	55	55	106	120	226	226
†Tumut	...	...	...	...	...	...	...	...	...	...	...	...	...	...	...	...
Wagga Wagga	7	6	13	13	10	14	24	24	...	2	2	2	17	22	39	39
Windsor	...	1	1	1	4	10	14	14	1	1	2	2	5	12	17	17
Wollombi	1	1	2	2	8	7	15	11	5	1	6	6	14	9	23	19
Wallsend	31	20	51	51	43	43	86	86	4	4	8	8	78	67	145	145
*Wollongong	...	...	...	...	...	...	...	...	...	...	...	...	...	...	...	...
Walcha	1	2	3	3	15	12	27	26	11	14	25	25	27	28	55	54
†Wellington	...	...	...	...	...	...	...	...	...	...	...	...	...	...	...	...
†Ulladulla	...	...	...	...	...	...	...	...	...	...	...	...	...	...	...	...
Yass	...	2	2	1	1	...	1	1	...	...	...	...	1	2	3	2
*Young	...	...	...	...	...	...	...	...	...	...	...	...	...	...	...	...
TOTAL, COUNTRY DISTRICTS ...	456	407	863	825	867	784	1651	1581	456	406	862	828	1779	1597	3376	3274
GENERAL TOTAL	725	673	1398	1317	1322	1200	2522	2408	581	523	1104	1067	2628	2396	5024	4832‡

* Returns made reporting no vaccination. † No returns made.

‡ The discrepancy between this and the numbers in previous columns is caused by the omission of all particulars of the 40 successful cases at Bombala.

ELECTORS AND VOTERS.—GENERAL ELECTION, 1874.

No. 170.—RETURN showing the Number of Electors on the Rolls of the several ELECTORAL DISTRICTS of the Colony, as also the Number of Persons who recorded their Votes at the General Election in 1874–75.

Electoral District.	Date of Nomination.	Polling Day.	Number of Members returned.	Number of Electors on the Roll.	Number of Persons who voted.
Argyle	28 December, 1874	2 January, 1875	1	2,461	[a].....
Balranald	22 „ „	11 „ „	1	2,499	[a].....
Bathurst	30 „ „	2 „ „	1	1,328	968
The Bogan	23 „ „	4 „ „	1	5,186	1,680
Braidwood	22 „ „	28 December, 1874	1	2,149	[b].....
Camden	31 „ „	4 January, 1875	2	2,246	1,437
Canterbury	23 „ „	28 December, 1874	2	5,449	3,393
Carcoar	22 „ „	28 „ „	1	2,046	[c]1,064
The Clarence	14 „ „	22 „ „	1	4,389	2,218
Central Cumberland	4 January, 1875	8 January, 1875	2	2,175	[a].....
Eden	23 December, 1874	28 December, 1874	1	1,868	897
The Glebe	9 „ „	11 „ „	1	3,157	[d]2,149
Goulburn	21 „ „	22 „ „	1	939	[b].....
The Gwydir	23 „ „	6 January, 1875	1	2,525	[e]942
Hartley	16 „ „	21 December, 1874	1	1,897	[b].....
The Hastings	14 „ „	24 „ „	1	3,022	[b].....
The Hawkesbury	23 „ „	28 „ „	2	1,359	[a].....
The Hume	22 „ „	29 „ „	1	2,685	554
The Hunter	28 „ „	2 January, 1875	1	1,248	632
The Lower Hunter	29 „ „	4 „ „	1	661	498
The Upper Hunter	23 „ „	28 December, 1874	1	2,631	[a].....
Illawarra	22 „ „	28 „ „	1	1,248	888
Kiama	15 „ „	18 „ „	1	1,171	776
The Lachlan	4 January, 1875	12 January, 1875	1	4,616	[b].....
Liverpool Plains	23 December, 1874	6 „ „	1	3,193	1,517
East Macquarie	31 „ „	5 „ „	2	2,869	1,402
West Macquarie	31 „ „	4 „ „	1	1,283	740
East Maitland	15 „ „	16 December, 1874	1	757	[f]503
West Maitland	18 „ „	21 „ „	1	1,046	711
Monaro	28 „ „	5 January, 1875	1	2,121	1,187
Morpeth	16 „ „	17 December, 1874	1	768	551
Mudgee	19 „ „	23 „ „	1	5,903	2,930
The Murray	23 „ „	7 January, 1875	1	1,234	800
The Murrumbidgee	22 „ „	2 „ „	1	3,008	[g]1,024
Narellan	15 „ „	17 December, 1874	1	632	[b].....
The Nepean	19 „ „	23 „ „	1	1,088	[h]686
Newcastle	7 „ „	8 „ „	1	1,614	[i]1,233
New England	30 „ „	7 January, 1875	1	2,882	[b].....
Newtown	11 „ „	14 December, 1874	1	2,950	[b].....
Northumberland	14 „ „	17 „ „	1	3,094	2,425
Orange	15 „ „	17 „ „	1	2,090	712
Paddington	8 „ „	10 „ „	1	3,564	[b].....
Parramatta	9 „ „	10 „ „	2	1,472	898
The Paterson	16 „ „	18 „ „	1	551	368
Patrick's Plains	14 „ „	16 „ „	1	1,545	902
Queanbeyan	21 „ „	23 „ „	1	1,248	869
St. Leonards	15 „ „	21 „ „	1	2,236	1,338
Shoalhaven	14 „ „	18 „ „	1	1,492	[b].....
East Sydney	7 „ „	9 „ „	4	11,409	[j]6,430
West Sydney	14 „ „	16 „ „	4	8,853	[j]5,574
Tenterfield	22 „ „	29 „ „	1	3,611	[k]1,793
The Tumut	31 „ „	2 January, 1875	1	1,965	[l]877
Wellington	31 „ „	7 „ „	1	2,703	1,415
The Williams	29 „ „	6 „ „	1	1,328	792
Windsor	15 „ „	16 December, 1874	1	553	443
Wollombi	10 „ „	14 „ „	1	1,028	633
Yass Plains	15 „ „	18 „ „	1	1,798	[m]802
		Total	69	140,843	.....
Gold Fields South	22 „ „	11 January, 1875	1	[a].....	.....
Gold Fields West	22 „ „	11 „ „	1	[n]20,000	[o]1,640
Gold Fields North	22 „ „	11 „ „	1	[a].....	586

[a] No return. [b] Not contested. [c] Includes 27 informal votes. [d] Includes 83 informal votes. [e] Includes 14 informal votes. [f] Includes 27 informal votes. [g] Includes 13 informal votes. [h] Includes 30 informal votes. [i] Includes 18 informal votes. [j] Exclusive of informal votes. [k] Includes 93 informal votes. [l] Includes 15 informal votes. [m] Includes 14 informal votes. [n] Estimated. [o] Opposition candidate retired as soon as nominated, therefore no real contest.

REGISTERED ELECTORS AND VOTERS IN BOROUGHS AND MUNICIPAL DISTRICTS.

No. 171.—RETURN showing the Number of REGISTERED ELECTORS AND VOTERS in the several BOROUGHS and MUNICIPAL DISTRICTS of the Colony, in the Municipal Year ending Monday, 1st February, 1875.

	Registered Electors.							Electors who voted at the last Election.						
	Electors entitled to				Total Number.			Number who recorded				Total Number.		
	One Vote.	Two Votes.	Three Votes.	Four Votes.	Resident.	Non-resident	Total.	One Vote.	Two Votes.	Three Votes.	Four Votes.	Resident.	Non-resident	Total.
BOROUGHS.														
Albury	282	162	41	18	467	36	503	67	64	25	7	163	...	163
Alexandria	271	91	13	7	362	20	382	90	46	6	2	139	5	144
Armidale...	186	76	14	12	240	48	288	95	63	9	8	175	...	175
Ashfield	156	86	25	15	234	48	282	...	...	...	...	...	...	...*
Balmain	1,279	495	109	33	1,550	366	1,916	500	185	58	8	698	53	751
Bathurst	506	242	170	74	954	38	992	381	202	132	39	752	2	754
Burwood	140	94	34	4	164	108	272	...	...	...	...	...	...	...*
Camperdown	452	121	33	5	497	114	611	...	...	...	...	...	...	...*
Central Illawarra ...	230	102	49	16	375	22	397	31	9	5	2	47	...	47
Cudgegong	274	97	31	14	408	8	416	...	...	...	...	...	...	...†
Darlington	185	162	17	5	329	40	369	127	60	11	3	186	15	201
The Glebe	560	215	96	41	881	31	912	40	22	20	9	80	11	91
Goulburn	748	147	63	23	839	142	981	134	54	31	16	234	1	235
Grafton	470	134	27	6	516	121	637	66	56	14	4	140	...	140
Hill End	723	78	17	1	719	100	819	124	29	9	...	158	4	162
Hunter's Hill	128	52	20	2	160	42	202	160	16	11	1	188	...	188
Kiama	224	150	39	5	402	16	418	...	...	...	...	...	...	...*
Marrickville	352	167	33	31	391	192	583	...	...	...	...	...	...	...†
East Maitland	326	123	34	14	402	95	497	65	46	12	5	128	...	128
West Maitland	765	219	70	27	...	...	1,081	125	51	25	9	...	...	210
Morpeth	167	54	17	12	199	51	250	...	...	...	...	...	...	...†
Mudgee	311	105	32	17	372	93	465	104	55	11	4	174	...	174
Newcastle	1,571	672	163	51	2,426	31	2,457	320	100	20	10	450	...	450
Newtown	704	318	66	22	950	160	1,110	...	...	...	...	...	...	...†
North Willoughby ...	215	36	5	5	155	106	261	108	24	1	1	103	31	134
Orange	552	125	29	15	681	40	721	...	...	...	...	...	...	...†
Paddington	394	202	58	25	603	76	679	...	...	...	...	...	...	260
Parramatta	890	275	70	12	1,112	135	1,247	...	...	...	...	...	...	...*
Petersham	288	160	9	9	311	155	466	...	...	...	...	...	...	...*
Randwick	239	54	24	15	170	162	332	...	...	...	...	...	...	...†
Redfern	430	349	105	44	856	72	928	87	55	18	10	164	6	170
Richmond	134	30	8	3	160	15	175	108	24	7	1	5	135	140
Shell Harbour	118	105	28	7	250	8	258	...	...	...	...	...	...	...*
Singleton	190	91	21	19	241	80	321	...	...	...	...	...	...	...†
East St. Leonards ...	78	93	29	13	196	17	213	22	43	13	6	84	...	84
St. Leonards	295	96	20	11	...	...	422	...	...	...	...	...	...	...*
Victoria	127	79	28	5	178	61	239	63	48	12	3	110	16	126
Wallsend	555	30	9	3	597	...	597	329	16	8	1	354	...	354
Waterloo	502	124	15	8	596	53	649	...	...	...	...	...	...	...*
Waverley	122	89	34	22	140	127	267	...	...	...	...	...	...	...†
Windsor	244	66	10	...	281	39	320	130	92	30	...	239	13	252
Wollongong	157	69	16	3	220	25	245	...	...	...	...	...	...	...†
Woollahra	380	250	108	63	681	120	801	79	78	73	43	250	23	273
Wagga Wagga	324	128	30	17	448	51	499	89	15	5	3	112	...	112
TOTAL	17,104	6,519	1,835	750	...	...	26,208	...	...	...	...	...	...	...
MUNICIPAL DISTRICTS.														
West Botany	115	42	5	...	111	51	162	65	32	1	...	83	15	98
Broughton Creek and Bombaderry.	134	44	4	2	181	3	184	...	...	...	...	...	...	...†
Broughton's Vale ...	69	31	2	...	85	17	102	...	...	...	...	...	...	...†
Deniliquin	139	68	34	18	205	54	259	25	27	21	8	81	...	81
Dubbo	69	35	18	5	13	114	127	48	23	11	4	86	...	86
Five Dock	110	39	10	5	124	40	164	...	...	...	...	...	...	...*
Forbes	178	48	23	5	246	8	254	...	...	...	...	...	...	...†
Gerringong	92	62	12	8	163	11	174	38	32	7	7	84	...	84
Glen Innes	135	87	16	14	189	63	252	...	...	...	...	...	...	...*
Hamilton	188	7	7	1	172	31	203	69	7	1	...	77	...	77
Hay	76	32	10	15	106	27	133	31	22	6	11	70	...	70
Inverell	135	86	8	9	226	12	238	36	1	1	4	42	...	42
Lambton	378	24	6	2	394	16	410	209	18	3	...	229	1	230
Leichhardt	63	36	11	5	95	20	115	...	...	...	...	...	...	...†
Liverpool	283	68	16	6	296	77	373	127	35	7	3	167	5	172
M'Donald Town	166	20	2	...	128	60	188	90	7	1	...	85	13	98
Muswellbrook	138	54	24	7	210	13	223	37	20	9	3	68	1	69
The North Illawarra ...	108	40	3	3	146	8	154	...	...	...	...	...	...	...†
Nowra	167	25	3	1	185	11	196	...	...	...	...	...	...	...*
Numba	61	45	3	1	108	2	110	46	40	2	...	88	...	88
Penrith	224	80	12	4	286	34	320	123	55	11	3	179	13	192
Prospect and Sherwood ...	98	40	15	7	112	48	160	...	...	...	...	...	...	...*
Ryde	195	101	13	6	276	39	315	...	...	...	...	...	...	...*
St. Peter's	292	76	11	8	280	107	387	...	...	...	...	...	...	...*
Tenterfield	198	76	12	2	265	23	288	54	38	8	2	102	...	102
Ulladulla	...	...	...	...	...	...	...*	311	...	...	...	311	...	311
Ulmarra	121	82	13	...	216	...	216	22	33	1	...	56	...	56
Waratah	398	56	13	3	335	135	470	128	26	8	...	124	38	162
Wickham	280	31	8	5	196	128	324	141	16	4	3	121	43	164
Yass	447	136	28	9	605	15	620	...	...	...	...	...	...	...*
TOTAL	...	...	...	...	...	...	...	...	...	...	...	...	...	...

* No return could be obtained. † Not contested.

LAND SALES.

No. 172.—RETURN of Lands Sold in the Colony of New South Wales, otherwise than conditionally, during the Year ending 31st December, 1874.

Districts.	Counties.	Lots. Town.	Lots. Suburban.	Lots. Country.	Lots. Total.	Extent. Town.	Extent. Suburban.	Extent. Country.	Extent. Total.	Total Price.	Deposits forfeited.
SETTLED DISTRICTS.		No.	No.	No.	No.	a. r. p.	a. r. p.	a. r. p.	a. r. p.	£ s. d.	£ s. d.
.....	Argyle	3	1	22	26	6 0 0	2 0 4	2,136 1 8	2,144 1 12	2,154 7 6	.....
.....	Bathurst	10	6	47	63	4 3 14½	157 0 31	1,318 3 8	1,480 3 13½	1,873 11 11	.....
.....	Bligh	18	9	10	37	9 0 31	30 3 29	714 3 0	754 3 20	876 14 9	2 17 6
.....	Brisbane	.....	.....	89	89	.....	.....	7,052 2 0	7,052 2 0	7,114 2 6	.....
.....	Camden	49	45	14	108	24 2 20	206 1 3	561 2 28	792 2 11	1,320 16 7	.....
.....	Cook	.....	.....	13	13	.....	.....	596 2 0	596 2 0	596 10 0	.....
.....	Cumberland	2	.....	14	16	0 1 36	.....	626 1 17	626 3 13	703 0 8	.....
.....	Durham	1	3	101	105	0 0 2½	2 0 18½	6,519 1 14	6,521 1 35	6,800 3 5	.....
.....	Georgiana	31	1	18	50	17 1 26	1 3 38	773 0 29	792 2 13	935 7 4	.....
.....	Gloucester	.....	.....	26	26	.....	.....	921 2 0	921 2 0	921 2 0	.....
.....	Hunter	.....	.....	4	4	.....	.....	147 1 0	147 1 0	156 2 6	.....
.....	King	5	.....	24	29	2 2 11	.....	1,133 3 28	1,136 1 39	1,154 9 6	.....
.....	Macquarie	28	7	10	45	11 2 23	7 0 0	399 2 30	418 1 13	545 15 3	.....
.....	Murray	21	5	26	52	10 1 30	112 0 0	1,606 2 5	1,728 3 35	1,940 15 8	.....
.....	Northumberland	3	38	51	92	1 3 24	269 0 23	3,570 1 32	3,841 1 39	5,383 4 8	.....
.....	Phillip	12	1	57	70	1 0 18¾	2 0 0	4,979 1 0	4,982 1 18¾	5,129 18 3	.....
.....	Roxburgh	1	17	22	40	0 0 35	16 1 26¼	757 3 32	774 2 13¼	878 7 11	.....
.....	St. Vincent	22	5	26	53	9 0 7½	4 2 28½	590 2 13	604 1 9	753 14 11	0 10 0
.....	Wellington	77	68	41	186	28 0 37	125 0 38¼	1,777 2 17	1,931 0 12¼	2,982 5 5	8 18 2
.....	Westmoreland	3	.....	3	6	1 0 32	.....	85 2 28	86 3 20	95 16 4	.....
.....	Bathurst and Wellington ...	9	.....	.....	9	3 1 15	.....	.....	3 1 15	2,103 10 0	.....
Total, Settled Districts		295	206	618	1,119	132 1 3¼	936 3 39½	36,269 3 9	37,339 0 11¾	44,419 17 1	12 5 8

No. 172.—RETURN OF LANDS SOLD, otherwise than conditionally, &c.—*continued.*

Districts.	Counties.	Lots.				Area.				Total Price.	Deposits Forfeited.
		Town.	Suburban.	Country.	Total.	Town.	Suburban.	Country.	Total.		
PASTORAL DISTRICTS.		No.	No.	No.	No.	a. r. p.	a. r. p.	a. r. p.	a. r. p.	£ s. d.	£ s. d.
Bligh	Ewenmar	.....	.....	1	1	.....	.....	77 3 0	77 3 0	77 15 0	.....
	Gowen	35	.....	27	62	16 1 24	.....	3,149 0 0	3,165 1 24	3,488 9 0	3 5 0
	Leichhardt	.....	.....	2	2	.....	.....	67 2 0	67 2 0	67 10 0	.....
	Lincoln	10	.....	27	37	5 0 0	.....	2,236 2 13	2,241 2 13	2,337 8 4	.....
	Napier	.....	.....	148	148	.....	.....	12,275 3 0	12,275 3 0	12,275 15 0	.....
Bligh and Wellington...	Gregory	.....	.....	2	2	.....	.....	360 0 0	360 0 0	360 0 0	.....
Clarence	Buller	.....	.....	1	1	.....	.....	60 0 0	60 0 0	60 0 0	.....
	Clarence	26	.....	25	51	18 2 25	.....	1,611 2 10	1,630 0 35	2,064 6 0	.....
	Richmond	1	.....	3	4	0 2 0	.....	130 2 0	131 0 0	134 10 0	.....
	Rous	27	13	54	94	14 1 30	24 1 3	7,318 2 6	7,357 1 9	7,521 18 6	.....
Clarence and Macleay...	Fitzroy	.....	.....	11	11	.....	.....	814 2 0	814 2 0	814 10 0	.....
Clarence and New England	Clive	31	.....	18	49	26 1 22	.....	1,193 3 0	1,220 0 22	1,440 3 2	6 0 0
	Drake	2	.....	26	28	0 2 11	.....	1,623 1 0	1,623 3 11	1,632 12 0	.....
	Gresham	10	.....	31	41	4 3 31	.....	1,721 3 0	1,726 2 31	1,779 5 6	.....
Darling	Wentworth	.....	.....	4	4	.....	.....	680 0 0	680 0 0	680 0 0	.....
Darling and Gwydir	Caira	.....	.....	14	14	.....	.....	2,345 2 12	2,345 2 12	2,345 11 6	.....
	Benarba	.....	.....	27	27	.....	.....	1,493 0 0	1,493 0 0	1,493 0 0	.....
	Burnett	.....	.....	128	128	.....	.....	14,297 0 33	14,297 0 33	14,297 5 3	.....
	Courallie	.....	.....	8	8	.....	.....	1,227 0 0	1,227 0 0	1,227 0 0	.....
	Murchison	.....	.....	34	34	.....	.....	2,951 0 0	2,951 0 0	2,951 0 0	.....
	Stapylton	.....	.....	24	24	.....	.....	4,861 3 0	4,861 3 0	4,861 15 0	.....
Gwydir and New England	Arrawatta	.....	23	139	162	.....	135 3 0	10,470 1 0	10,606 0 0	10,833 11 4	.....
Lachlan...	Bland	.....	.....	36	36	.....	.....	2,946 3 0	2,946 3 0	2,946 15 0	.....
	Bourke	.....	.....	23	23	.....	.....	4,022 1 0	4,022 1 0	4,022 5 0	.....
	Clarendon	.....	.....	102	102	.....	.....	13,621 1 0	13,621 1 0	13,628 16 0	.....
	Cooper	22	14	7	43	10 3 4½	6 0 35½	497 2 0	514 2 0	1,382 5 6	.....
	Forbes	.....	.....	94	94	.....	.....	2,853 0 12	2,853 0 12	3,163 11 11	.....
	Gipps	.....	.....	5	5	.....	.....	200 0 0	200 0 0	200 0 0	.....
	Harden	.....	2	63	65	.....	4 0 0	5,247 2 0	5,251 2 0	7,121 1 6	.....
	Monteagle	26	59	36	121	10 3 11½	99 2 14	3,563 3 3	3,674 0 28½	4,031 3 0	.....
	Nicholson	.....	.....	2	2	.....	.....	142 0 0	142 0 0	142 0 0	.....
	Sturt	.....	.....	1	1	.....	.....	106 3 0	106 3 0	106 15 0	.....
	Waljeers	.....	.....	62	62	.....	.....	15,777 0 0	15,777 0 0	15,777 0 0	.....
Lachlan and Murrumbidgee	Waradgery	.....	1	132	133	.....	3 0 25	29,688 0 30	29,691 1 15	29,749 9 9	.....
Liverpool Plains	Buckland	55	.....	192	247	26 3 15	.....	17,635 2 0	17,662 1 15	17,907 12 0	102 18 9
	Darling	12	3	71	86	4 3 35	9 3 20	6,238 2 0	6,253 1 15	6,312 18 9	121 8 9
	Denham	.....	.....	3	3	.....	.....	654 2 0	654 2 0	669 0 0	.....
	Jamieson	.....	.....	50	50	.....	.....	2,594 0 0	2,594 0 0	2,594 0 0	.....
	Nandewar	.....	.....	153	153	.....	.....	14,752 2 39	14,752 2 39	14,987 4 7	.....
	Parry...	67	22	105	194	36 1 22	98 3 3½	14,692 1 13	14,827 1 38½	15,585 16 6	.....
	Pottinger	.....	.....	578	578	.....	.....	62,829 1 16	62,829 1 16	64,647 5 9	.....

No. 172.—RETURN of LANDS SOLD, otherwise than conditionally, &c.—*continued.*

Districts.	Counties.	Lots.				Area.				Total Price.	Deposits Forfeited.
		Town.	Suburban.	Country.	Total.	Town.	Suburban.	Country.	Total.		
PASTORAL DISTRICTS—*continued.*		No.	No.	No.	No.	a. r. p.	a. r. p.	a. r. p.	a. r. p.	£ s. d.	£ s. d.
Liverpool and Bligh	Barradine	.....	.....	8	8	.....	.....	597 0 0	597 0 0	597 0 0	.....
Liverpool Plains and New England ...	Inglis...	12	.....	74	86	6 0 0	.....	5,383 3 5	5,389 3 5	5,934 2 10	.....
Macleay	Dudley	.....	1	6	7	.....	7 1 0	226 0 0	233 1 0	240 12 6	.....
	Raleigh	6	.....	.....	6	2 2 11	.....	.....	2 2 11	20 11 0	.....
Monaro	Auckland	35	6	14	55	17 0 16	16 1 5	1,731 1 0	1,764 2 21	1,973 15 0	.....
	Beresford	.....	.....	28	28	.....	.....	2,000 3 0	2,000 3 0	2,118 15 0	.....
	Dampier	4	4	12	20	3 3 0	95 3 35	375 1 22	475 0 17	677 8 7	.....
	Wallace	22	.....	41	63	8 0 17¾	.....	3,521 0 0	3,529 0 17¾	3,601 6 8	.....
	Wellesley	.....	.....	72	72	.....	.....	5,665 3 5	5,665 3 5	5,669 10 8	.....
Monaro and Murrumbidgee	Cowley	.....	.....	8	8	.....	.....	513 0 0	513 0 0	513 0 0	.....
Murrumbidgee	Boyd	.....	.....	106	106	.....	.....	25,051 0 32	25,051 0 32	26,171 3 3	.....
	Buccleuch	.....	.....	2	2	.....	.....	57 2 0	57 2 0	57 10 0	.....
	Cadell	34	26	96	156	16 3 4	194 1 19	25,147 0 14	25,358 0 37	25,890 19 9	5 2 6
	Denison	.....	.....	54	54	.....	.....	11,338 3 0	11,338 3 0	11,338 15 0	.....
	Goulburn	60	.....	87	147	71 2 4¾	.....	9,626 1 30	9,697 3 34¾	10,532 2 4	2 0 0
	Hume	13	7	155	175	6 1 34	7 2 20	26,557 2 0	26,571 2 14	26,640 13 10	51 0 0
	Mitchell	.....	.....	76	76	.....	.....	14,806 3 0	14,806 3 0	14,824 0 0	17 5 0
	Selwyn	25	12	9	46	7 1 1	111 3 16	127 0 38	246 1 15	670 8 10	3 10 0
	Townsend	5	.....	391	396	1 3 1	.....	97,199 0 4	97,200 3 5	106,774 13 1	.....
	Urana	11	.....	376	387	5 2 0	....	89,871 3 25	89,877 1 25	89,915 18 4	.....
	Wakool	.....	.....	138	138	.....	.....	32,964 1 23	32,964 1 23	32,964 8 0	.....
	Wynyard	34	15	80	129	32 2 9	45 3 2¼	8,418 0 35	8,496 2 6¼	9,111 4 7	5 10 0
New England	Clarke	.....	.....	1	1	.....	.....	40 0 0	40 0 0	40 0 0	.....
	Gough	10	27	206	243	5 3 37¾	21 0 5	16,049 1 19	16,076 1 21¾	16,503 12 2	.....
	Hardinge	18	.....	32	50	8 3 24	.....	3,288 1 0	3,297 0 24	3,420 5 0	.....
	Hawes	.....	.....	26	26	.....	.....	1,025 3 0	1,025 3 0	1,040 10 0	.....
	Sandon	34	12	65	111	16 3 4¾	195 0 25	1,593 0 15¾	1,805 0 5½	3,263 17 2	20 0 0
New England and Macleay	Vernon	.....	2	47	49	.....	18 2 0	6,153 2 0	6,172 0 0	6,194 15 0	.....
Warrego	Cowper	11	.....	.....	11	5 1 36	.....	.....	5 1 36	289 0 0	.....
	Gundabooka...	16	.....	1	17	8 0 0	.....	40 0 0	48 0 0	108 17 0	.....
	Robinson	18	.....	.....	18	9 0 0	.....	.....	9 0 0	76 0 0	1 0 0
Wellington	Ashburnham...	102	11	31	144	67 0 9¼	43 2 36	3,063 2 0	3,174 1 5¼	3,925 17 6	30 0 6
	Cunninghame	10	.....	.....	10	8 0 18	.....	.....	8 0 18	67 13 0	.....
	Gordon	8	.....	34	42	4 0 0	.....	2,274 1 0	2,278 1 0	2,306 5 0	.....
	Narromine	.....	18	1	19	.....	13 2 0	40 0 0	53 2 0	154 8 0	.....
TOTAL, PASTORAL DISTRICTS		812	278	4,746	5,836	489 1 19¼	1,152 2 24¼	663,776 3 24¾	665,418 3 28¼	691,346 14 11	369 0 6
TOTAL, SETTLED DISTRICTS		295	206	618	1,119	132 1 3¼	936 3 39½	36,269 3 9	37,339 0 11¾	44,419 17 1	12 5 8
GENERAL TOTAL		1,107	484	5,364	6,955	621 2 22½	2,089 2 35¾	700,046 2 33¾	702,758 0 0	735,766 12 0	381 6 2

LAND SALES—*continued.*

No. 173.—DECENNIAL RETURN of Lands Sold, otherwise than conditionally.

Year.	Extent of Land Sold.				Total Price.	Total Amount actually received in the Year, inclusive of Conditional Purchases and Interest on same.
	Town Lots.	Suburban Lots.	Country Lots.	Total.		
	a. r. p.	a. r. p.	a. r. p.	a. r. p.	£ s. d.	£ s. d.
1865	494 0 0	1,511 2 18	99,344 3 4¼	101,350 1 22¼	135,521 4 2	213,241 4 3
1866	303 1 19½	1,045 2 22½	107,828 1 15½	109,177 1 17½	127,609 0 0¼	261,590 2 3
1867	235 0 37¾	2,266 1 9	116,543 0 22½	119,044 2 29¼	138,843 1 8	264,660 2 4
1868	265 2 9	976 2 20	148,703 0 24½	149,945 1 13½	160,978 9 11	265,249 12 11
1869	366 3 29¼	1,414 3 4	163,108 2 9¼	164,890 1 2½	182,630 17 8	319,612 17 8
1870	338 2 21½	927 0 4	93,107 2 28¾	94,373 2 14¼	112,814 18 11	250,842 16 4
1871	379 2 15½	802 2 3	87,455 1 32	88,637 2 10½	99,959 0 0	261,401 1 3
1872	350 0 22¾	967 0 17¼	165,516 2 1¼	166,833 3 1¼	177,062 0 6	432,373 0 9
1873	487 2 14¾	1,834 3 6¾	386,877 3 15¾	389,200 0 37¼	409,337 12 5	845,410 8 1
1874	621 2 22½	2,089 2 35¾	700,046 2 33¾	702,758 0 0	735,766 12 0	*1,111,040 19 2

* This amount is exclusive of refunds to the amount of £52,531 2s. 4d.

CONDITIONAL PURCHASES.

No. 174.—RETURN showing the number of Acres sold conditionally in each of the Years 1862 to 1874 inclusive; together with the amount realized for deposit, for balance of purchase money, for interest, and the gross amount realized in each Year.

Year.	Sold Conditionally.		Amount Realized.			Gross Amount realized.
	Number of Selections.	Area.	For Deposit.	For Balance of Purchase Money.	For Interest.	
		a. r. p.	£ s. d.	£ s. d.	£ s. d.	£ s. d.
1862	4,493	357,280 2 21	89,320 3 3	.....	.....	89,320 3 3
1863	3,558	259,369 3 35	64,842 10 0	.....	.....	64,842 10 0
1864	2,350	165,616 3 0	41,404 3 9	.....	.....	41,404 3 9
1865	2,166	151,450 0 0	37,862 10 0	34,393 17 1	6,548 11 7	78,804 18 8
1866	4,239	358,652 0 0	89,663 0 0	22,994 6 6	12,456 10 9	125,113 17 3
1867	2,995	232,176 0 0	58,044 0 0	13,382 19 0	15,002 10 0	86,429 9 0
1868	3,194	239,516 2 0	59,879 4 6	10,601 17 5	18,129 10 4	88,610 12 3
1869	4,999	397,328 2 26	99,332 3 3¾	19,525 16 6	24,360 8 7	143,218 8 4¾
1870	4,471	329,318 1 2	82,329 11 4	18,348 3 2	30,057 19 7	130,735 14 1
1871	4,751	358,682 2 8	89,670 11 0	17,396 11 5	38,001 13 9	145,068 16 2
1872	8,281	749,586 3 0	187,396 11 6	24,692 8 1	45,676 3 5	257,765 3 0
1873	13,417	1,391,719 0 0	347,930 0 0	38,354 0 4	54,402 3 3	440,686 3 7
1874	14,510	1,586,282 0 0	396,570 10 0	43,642 14 6	63,344 8 1	503,557 12 7
TOTAL ...	73,424	6,576,979 0 12	1,644,244 18 7¾	243,332 14 0	307,979 19 4	2,195,557 11 11¾

LANDS GRANTED.

No. 175.—RETURN of LANDS set apart for PUBLIC PURPOSES in the Year 1874.

Place.	County.	No. of Grants under 100 acres.		No. of Grants over 100 acres.	
		No.	Area.	No.	Area.
			a r. p.		acres
Adaminaby	Wallace	1	0 2 0	.....	.....
Armidale...	Sandon	3	6 3 33	.....	.....
Arthur	Georgiana	2	3 1 0	.....	.....
Balranald	Caira	2	10 2 15	.....	.....
Bateman's Bay	St. Vincent	1	1 2 0	.....	.....
Bathurst	Bathurst	2	2 3 24½	.....	.....
Blowering	Buccleuch	1	2 0 0	.....	.....
Boomey (parish of) on Molong and Ironbark Road...	Wellington	1	1 2 0	.....	.....
Bowra	Raleigh	1	1 2 0	.....	.....
Brewarrina	Clyde...	4	12 1 39¼	.....	.....
Broughton's Creek (near)	King	1	1 2 0	.....	.....
Cambewarra, or Good Dog	Camden	1	8 0 0	.....	.....
Capertee	Roxburgh	2	9 0 0	.....	.....
Casino	Rous	1	1 1 23	1	134
Chamber's Creek	Bathurst	1	0 3 0	.....	.....
Chippendale (near)	Cumberland	2	1 0 0	.....	.....
Clarence River	Clarence	1	0 3 21	.....	.....
Codrington (South)	Richmond	1	2 0 0	.....	.....
Cooma (near)	Beresford	1	1 2 0	.....	.....
Coonabarabran	Gowan	1	1 1 20	.....	.....
Coonamble	Leichhardt	2	1 3 39	.....	.....
Cooyal Creek (near)	Phillip	1	2 0 0	.....	.....
Coraki	Richmond	2	1 3 0	.....	.....
Crookwell	King	1	2 0 0	.....	.....
Dead Horse Creek	Goulburn	1	1 2 0	.....	.....
Denison Gold Field	Durham	1	2 2 0	.....	.....
Dubbo	Lincoln	1	1 2 0	.....	.....
Duramana (parish of)	Roxburgh	1	2 0 0	.....	.....
Forbes	Ashburnham...	1	1 2 34	.....	.....
Good Hope	Murray	1	1 2 0	.....	.....
Gosford	Northumberland	1	1 0 0	.....	.....
Grafton (South)	Clarence	1	1 0 7	.....	.....
Greta	Northumberland	1	2 0 0	.....	.....
Gulgong	Phillip	.....	.....	1	200
Gunning	King	.....	.....	1	1,280
Hanging Rock	Parry...	1	1 2 0	.....	.....
Hill End...	Wellington	3	8 2 24	.....	.....
Home Rule	Phillip	1	2 0 0	.....	.....
Hopefield	Hume	1	2 0 0	.....	.....
Jindalee (parish of)	Harden	1	1 2 0	.....	.....
Kangaloon	Camden	1	0 2 0	.....	.....
Kempsey (West)	Dudley	1	1 2 0	.....	.....
Kincumber	Northumberland	1	2 0 0	.....	.....
Lachlan River	Forbes	1	1 2 0	.....	.....
Lambton	Northumberland	1	0 3 0	.....	.....
Liverpool	Cumberland	2	4 3 31	.....	.....
Maclean	Clarence	2	1 1 30	.....	.....
Markdale...	Georgiana	1	2 0 0	.....	.....
Meangora	St. Vincent	1	1 2 0	.....	.....
Merannie	Durham	2	5 1 10	.....	.....
Moama	Cadell	1	8 0 0	.....	.....
Mogo	St. Vincent	1	1 2 0	.....	.....
Mudgee	Wellington	1	2 0 0	.....	.....
Muswellbrook	Durham	1	46 0 0	.....	.....
Narrabri	Nandewar	1	0 2 0	.....	.....
Newcastle	Northumberland	1	1 0 27¾	.....	.....
Nimmitabel	Wellesley	1	1 2 0	.....	.....
Norway (parish of), near Fish River	Westmoreland	1	1 2 0	.....	.....
Onybigamba	Northumberland	1	0 2 0	.....	.....
Orange	Wellington	2	0 3 11½	.....	.....
Parramatta	Cumberland	2	0 2 39½	.....	.....
Pokolbin (parish of)	Northumberland	1	2 0 0	.....	.....
Port Macquarie (West)	Macquarie	1	1 2 0	.....	.....
Prospect and Sherwood...	Cumberland	1	0 3 0	.....	.....
Rockley	Georgiana	1	2 0 0	.....	.....
Rocks Toll-bar (near)	Bathurst	1	2 0 0	.....	.....
Spring Grove (parish of Graham)	"	1	3 3 34½	.....	.....
" (parish of Markdale)	Georgiana	1	7 2 0	.....	.....
Tambourine Bay	Cumberland	1	4 0 34	.....	.....
Tarra	Roxburgh	1	2 0 0	.....	.....
Tataila (parish of)	Cadell	1	2 0 0	.....	.....
Terrania Creek	Rous	1	2 0 0	.....	.....
Wagga Wagga (South)...	Wynyard	1	0 0 8	.....	.....
Warroo (parish of), Good Hope	Murray	1	2 0 0	.....	.....
Weekes	Raleigh	1	0 3 4	.....	.....
Weetangera	Murray	1	2 0 0	.....	.....
Wellington	Wellington	1	1 2 0	.....	.....
Wilcannia	Young	1	7 3 15½	.....	.....
Wolgan Valley	Cook	1	1 2 0	.....	.....
Wolumla	Auckland	1	4 0 1	.....	.....
Wombat	Harden	1	1 2 0	.....	.....
Yass (near)	Murray	1	0 3 0	.....	.....
GRAND TOTAL		98	246 1 6½	4	1,614

LANDS ALIENATED AND UNALIENATED.

No. 176.—RETURN showing the Areas ALIENATED and UNALIENATED in each of the following Counties, which comprise the Old Settled Districts of New South Wales, now First Class Settled Districts, on the 31st December, 1874.

Counties.	Area Alienated.	Area Unalienated.	Counties—*continued.*	Area Alienated.	Area Unalienated.
	Acres.	Acres.		Acres.	Acres.
Argyle	413,725	835,755	Macquarie	170,920	1,237,080
Bathurst	487,059	703,341	Murray	396,432	1,042,288
Bligh	242,871	833,339	Northumberland	461,747	1,037,143
Brisbane	415,359	352,933	Phillip	120,624	914,896
Camden	425,743	977,190	Roxburgh	185,644	789,116
Cook	151,091	914,509	St. Vincent	342,327	1,390,533
Cumberland	485,549	429,331	Wellington	225,775	854,056
Durham	846,424	508,456	Westmoreland	104,800	915,080
Georgiana	423,738	808,262	Bathurst and Wellington	3	.....
Gloucester	733,612	641,768			
Hunter	78,309	1,237,631			
King	151,318	988,522	TOTAL	6,863,060	17,411,229

No. 177.—RETURN showing the Areas ALIENATED and UNALIENATED in each County in the remaining portion of New South Wales, on 31st December, 1874.

Counties.	Area Alienated.	Area Unalienated.	Counties—*continued.*	Area Alienated.	Area Unalienated.
	Acres.	Acres.		Acres.	Acres.
Arrawatta	32,009	1,199,991	Hardinge	15,766	928,234
Ashburnham	25,763	1,366,237	Hawes	4,831	930,849
Auckland	61,339	1,199,461	Hume	96,881	847,119
Baradine	3,531	1,324,474	Inglis	27,425	532,555
Benarba	2,815	1,597,185	Jamieson	3,946	981,854
Beresford	31,388	880,612	Kennedy	84	956,716
Bland	4,317	1,355,683	Leichhardt	2,736	1,977,264
Blaxland	10	.....	Lincoln	23,116	1,183,224
Boyd	49,504	830,526	Livingstone	960	2,389,040
Buckland	316,579	739,331	Menindie	268	.....
Buccleuch	23,315	723,303	Mitchell	40,802	750,868
Bourke	10,981	.....	Monteagle	22,109	834,861
Buller	2,460	893,539	Murchison	9,889	1,206,111
Burnett	21,937	1,002,063	Nandewar	49,520	729,012
Cadell	75,332	420,138	Napier	34,102	858,698
Caira	9,015	.....	Narran	120	.....
Clarke	577	437,823	Narromine	1,250	1,062,450
Clarence	32,265	843,335	Nicholson	587	.....
Clarendon	54,860	882,540	Oxley	387	1,199,769
Clive	11,316	644,684	Parry	345,259	526,104
Courallie	7,231	1,283,669	Perry	411	.....
Cooper	7,465	.....	Pottinger	132,275	1,393,723
Cowley	16,899	783,101	Richmond	2,076	731,924
Cowper	884	2,399,116	Rous	42,536	1,135,064
Clyde	96	1,899,920	Raleigh	291	1,194,804
Cunninghame	725	920,875	Robinson	9	.....
Dampier	22,006	992,054	Sandon	88,798	750,012
Darling	22,375	905,025	Selwyn	15,494	1,096,510
Durham	2,449	1,294,157	Stapylton	15,179	1,296,821
Denison	25,596	700,804	Sturt	62,512	.....
Dudley	14,844	962,156	Taila	440	1,423,572
Dowling	424	.....	Tara	365	1,234,835
Drake	16,222	735,773	Townsend	194,100	1,376,000
Ewenmar	1,672	.....	Urana	131,899	1,427,843
Ewenna	.....	1,184,000	Vernon	29,127	748,873
Forbes	7,450	.....	Wallace	31,524	1,307,876
Fitzroy	3,757	723,943	Waljeers	16,394	.....
Flinders	.....	2,000,000	Wakool	91,002	1,685,598
Franklin	1,483	.....	Waradgery	41,422	1,573,378
Gipps	1,936	1,420,144	Wellesley	73,762	842,732
Gough	81,811	951,796	Wentworth	2,168	2,109,432
Goulburn	90,060	710,049	White	2,485	1,181,115
Gordon	20,592	715,308	Windeyer	252	2,726,148
Gowen	8,388	999,612	Wynyard	53,028	80,970
Gregory	1,528	2,198,572	Yanda	102	.....
Gresham	3,411	878,289	Young	947	.....
Gundabooka	50	.....	Unnamed	139	.....
Harden	77,589	1,027,358			

REVENUE FROM LANDS AND GOLD FIELDS.

No. 178.—RETURN showing the REVENUE from LANDS and GOLD FIELDS in the Colony, for the Year ended 31st December, 1874, under the Lands Alienation Act of 1861.

Description.	No. of Lots.	Area sold.	Average Price per Acre	Total Amount of Sales.	Amount received.	Balance remaining unpaid.
		a. r. p.	£ s. d.	£ s. d.	£ s. d.	£ s. d.
Sold at Auction — Town	992	588 0 39¼	17 14 5	10,424 11 0	553,972 13 3	58,979 17 11
Sold at Auction — Suburban	370	1,924 3 17¾	2 19 8	5,743 18 6		
Sold at Auction — Country	4,064	580,753 1 16¾	1 0 6½	596,784 12 8		
Unconditionally sold by selection	1,112	98,850 0 27	1 0 3½	100,286 16 8	100,286 16 8	
Improved lots sold to owners of improvements	391	20,546 1 32¼	1 1 2½	21,802 7 2	21,802 7 2	
Proceeds of sales of unnecessary roads	23	74 2 19	1 13 6	125 1 0	125 1 0	
Specially sold at appraised price	2	19 2 17	28 0 3¼	549 5 0	549 5 0	
Reclaimed lands sold at appraised price	1	0 1 37	103 17 11	50 0 0	50 0 0	
Sold by pre-emption	....	.....	.....	.....	.....	
Sold conditionally	14,510	1,586,282 0 0	1 0 0	1,586,282 0 0	396,570 10 0	1,189,711 10 0
GENERAL TOTAL	21,465	2,289,039 2 37	.....	2,322,048 12 0		
Balances received on Conditional Purchases					43,642 12 6	
Interest " "					63,344 8 1	
TOTAL AMOUNT RECEIVED					£ 1,180,343 13 8	

UNDER THE "CROWN LANDS OCCUPATION ACT OF 1861."

Number.		Estimated Area.	Rent and Assessment received.
		Square miles.	£ s. d.
4,240	Pastoral Leases in Second Class and Unsettled Districts	270,321	186,820 8 8
15,406	Annual Leases	15,784	33,020 5 0
19,646	GENERAL TOTAL	286,105	219,840 13 8

UNDER THE GOLD FIELDS ACT.

	£ s. d.
Duty on Gold in the nature of Rent	5,336 9 10
Leases for Mining purposes other than Gold	14,096 1 8
Auriferous Leases	5,091 3 3
Miners' Rights	6,952 15 0
Business Licenses	908 0 0
Mineral Licenses	169 0 0
Fees for Escort and conveyance of Gold, &c.	1,399 19 11
GENERAL TOTAL	£ 33,953 9 8

MISCELLANEOUS.

	£ s. d.
Fines for non-payment of Pre-emptive Purchases within the prescribed time	.....
Forfeited Deposits	381 6 2
Licenses to cut Timber	4,182 0 0
Quit Rents	322 0 0
Fees on Transfers	1,316 0 0
Fees on Deeds	7,852 15 0
Sundry Collections	6,990 0 10
GENERAL TOTAL	£ 21,044 2 0

RECAPITULATION.

		£ s. d.		£ s. d.
Total Receipts — Under Lands Alienation Act		1,180,343 13 8		
" Occupation Act		219,840 13 8		
" Gold Fields Act		33,953 9 8		
" Miscellaneous		21,044 2 0		
		£ 1,455,181 19 0		
Revenue received in 1874			£1,455,181 19 0	
Balance payable in 1875, for Auction Sales			58,979 17 11	
" 1877, for Conditional Purchases			1,189,711 10 0	
GENERAL TOTAL		£ 2,703,873 6 11		

LEASED LANDS.

No. 179.—DECENNIAL RETURN of Lands Leased for Pastoral Purposes.

Year.	Fourteen Years' Leases.		Eight Years' Leases.		Five Years' Leases.		Annual Leases.		Total Area of Land Leased.	Annual Rent Payable on				Total Annual Rent Payable.
	No. of Leases.	Area Leased.	No. of Leases.	Area Leased.	No. of Leases.	Area Leased.	No. of Leases.	Area Leased.		Fourteen Years' Leases.	Eight Years' Leases.	Five Years' Leases.	Annual Leases.	
		Square miles.		Square miles.		Square miles.		Square miles.	Square miles.	£ s. d.	£ s. d.	£ s. d.	£ s. d.	£ s. d.
1865	1,716	77,141	7	150	1,805	99,992	6,480	6,335	183,618	31,416 10 5	208 0 0	50,535 17 4	12,982 9 5	95,142 17 8
1866	464	20,760	.....	.....	3,221	172,534	7,165	7,165	200,459	10,206 6 6	.....	198,441 9 6	14,330 1 5	222,977 17 5
1867	438	18,659	.....	.....	3,273	177,549	8,500	8,500	204,708	9,772 9 0	.....	231,718 8 3	17,000 0 0	258,490 17 3
1868	436	18,615	.....	.....	3,322	180,506	9,851	9,851	208,972	17,598 11 5	.....	219,643 12 9	19,708 12 8	254,950 16 10
1869	370	15,797	.....	.....	3,275	177,952	11,212	11,212	204,961	13,279 9 0	.....	214,102 9 0	22,424 12 1	249,806 10 1
1870	237	10,118	.....	.....	3,295	179,038	11,197	11,197	200,353	7,021 10 6	.....	212,091 13 1	22,394 19 1	241,508 2 8
1871	153	8,991	.....	.....	3,325	195,398	11,879	11,879	216,268	5,144 6 2	.....	175,669 14 7	23,758 11 5	204,572 12 2
1872	18	1,057	.....	.....	3,886	228,365	13,554	13,554	242,976	568 0 0	.....	174,823 19 9	27,108 0 6	202,500 0 3
1873	.....	.....	.....	.....	4,070	239,178	14,260	14,648	253,826	....	.....	176,542 10 3	30,516 15 0	207,059 5 3
1874	.....	.....	.....	.....	4,240	270,321	15,406	15,784	286,105	.....	.....	186,820 8 8	33,020 5 0	219,840 13 8

Sydney: Thomas Richards, Government Printer.—1875.

STATISTICAL REGISTER

OF

New South Wales,

FOR THE YEAR

1875,

COMPILED FROM OFFICIAL RETURNS IN THE REGISTRAR GENERAL'S OFFICE.

Presented to both Houses of Parliament, by Command.



SYDNEY:

BY AUTHORITY: THOMAS RICHARDS, GOVERNMENT PRINTER, PHILLIP-STREET.

1876.

AUSTRALASIAN COLONIES.

STATISTICAL RETURN showing the relative positions and aggregate importance of the Australasian Colonies, at the close of the Year 1875.

NAME OF COLONY.	Estimated Mean Population of 1875.	Revenue of 1875.	Proportion of Revenue of 1875, raised by Taxation.	Rate of Taxation per head of Population.	Public Debt on 31 Dec., 1875.	Rate of Indebtedness per head of the Population.	Value of Imports for 1875.	Value of Imports per head of the Population.	Value of Exports for 1875.	Value of Exports per head of the Population.	Total Value of Trade, Imports, and Exports.	Value of Trade per head of the Population.	Miles of Railway Open, 31 Dec., 1875.	Miles of Railway in course of Construction, 31 Dec., 1875.	Miles of Telegraph Wire Open, 31 Dec., 1875.	Miles of Telegraph in course of Construction, 31 Dec., 1875.	No. of Acres under Cultivation in 1875.	No. of Horses in 1875.	No. of Cattle in 1875.	No. of Sheep in 1875.	No. of Pigs in 1875.
		£	£	£ s. d.	£	£ s. d.	£	£ s. d.	£	£ s. d.	£	£ s. d.									
New South Wales	595,465	4,121,996	1,138,901	1 18 3	11,470,637	19 5 3	[a]13,490,200	22 13 1	13,671,580	22 19 2	27,161,780	45 12 3	437	[b]251½	8,012	1,317	451,138	357,696	3,134,086	24,382,536	199,950
Victoria	815,034	[c]4,236,423	1,724,822	[d]2 2 9	13,995,093	17 3 5	16,685,874	20 9 5	14,766,974	18 2 4	31,452,848	38 11 9	617	358	4,510	18½	1,126,831	196,184	1,054,598	11,749,532	140,765
South Australia...	[e]206,476	1,143,312	339,103	1 12 10	3,320,600	16 1 7	4,203,802	20 7 2	4,805,051	23 5 5	9,008,853	43 12 7	197	174	3,904	1,100	1,444,586	107,164	219,240	6,179,395	100,562
Queensland	172,402	1,261,464	562,227	3 5 2	6,948,586	40 6 1	3,328,009	19 6 0	3,857,576	22 7 6	7,185,585	41 13 6	265	113	3,956	616	77,347	121,497	1,812,576	7,227,774	46,447
Tasmania...	103,920	343,676	213,642	2 1 1	1,489,400	14 6 7	1,185,942	11 8 3	1,085,976	10 9 0	2,271,918	21 17 3	150	[f]17	468	117	332,824	23,473	118,694	[g]1,719,768	47,664
Western Australia	26,459	157,775	80,645	3 0 11	135,000	5 2 0	349,840	13 4 5	391,217	14 15 8	741,058	28 0 1	Nil ?	33	766	830	47,571	29,379	50,416	881,861	14,420
Total	1,919,756	11,264,646	4,059,340	2 6 10	37,359,316	18 14 2	39,243,667	17 18 1	38,578,374	18 13 2	77,822,042	36 11 3	1,666	946½	21,616	3,998½	3,480,297	835,393	6,389,610	52,140,866	549,808
New Zealand	358,858	[h]1,677,626	[i]1,350,295	3 15 3	17,400,031	48 9 8	8,029,172	22 7 5	5,828,627	16 4 10	13,857,799	38 12 3	542	464	3,156	.....	[j]2,377,402	[k]99,859	[k]494,917	[k]11,704,853	[k]123,921
Total for Australasian Colonies ...	2,278,614	14,000,602	5,409,635	2 10 10	54,759,347	22 19 2	47,272,839	18 10 10	44,407,001	18 6 3	91,679,841	36 17 1	2,208	1,410½	24,772	3,998½	5,857,699	935,252	6,884,527	63,845,719	673,729

NEW SOUTH WALES.—[a] The Values of 95 pkgs. drapery, 1,497 cases of hardware and ironmongery, 2,465 pkgs. of oilmen's stores, and 2451 pkgs. of sundries are not given in the return of Imports Overland from South Australia. [b] Exclusive of a private line of Railway 45 miles in length. [c] Year ended 30 June. [d] The mean population of the year ended 30 June 1875 (806,760) has been used in making this calculation. [e] Population on the 1st July. [f] Exclusive of a private line of Railway 5¼ miles in length. [g] Exclusive of 11,955 sheep on Islands in Bass's Straits. [h] Revenue of Colonial Government.—The total ordinary and Territorial Revenue of General and Provincial Governments was £2,813,928. [i] Revenue of Colonial Government. [j] Includes 146,414 acres broken up but not under crop, and 1,770,264 acres of permanent artificial grasses. [k] Last year's return.

THE REGISTRAR GENERAL'S REPORT TO THE HONORABLE THE COLONIAL SECRETARY.

Registrar General's Office,
Sydney, 8 August, 1876.

SIR,

Having just received from the hands of the Printer the first portion of the Tables which form the Statistical Register of this Colony, I at once apply myself to the duty of bringing under your notice, in the shape of a short Report, the most noteworthy points in these Statistics.

PART I.

POPULATION, IMMIGRATION, VITAL STATISTICS, &c.

Population, Vital Statistics, Immigration.

The estimated population of the Colony on the 31st December, 1875, was 606,652 souls, being an increase on the previous year of 22,374, or 3·83 per cent. The number of males is estimated at 334,461, and of females at 272,191, showing 62,270 more males than females, the proportion of the sexes being nearly the same as in the previous year, viz., 550 to 450 per 1,000. The births registered during the year numbered 22,528, of which 11,380 were males and 11,148 females. The Immigration returns give 30,967 arrivals, so that from these two sources we get an addition to our population of 53,495 souls. From these figures, however, must be deducted the number of deaths and departures from the Colony; the former being 10,771 (consisting of 6,245 males and 4,526 females), and the latter 20,350; in all 31,121 souls, leaving 22,374 persons, as before stated, as the increase to our population of 606,652 persons. These figures can only be taken as an estimate, for there is no doubt that New South Wales has received a large influx of overland population of which no record can be obtained.

Marriages.

The number of Marriages celebrated in the Colony during the year was 4,605, being 262 in excess of the previous year. The proportion to every 1,000 of the population* at the middle of the year was 7·75; the average for the previous nine years being 7·86. With regard to marriages celebrated by the various denominations, we find the following to be the numerical result:—Church of England, 1,618; Roman Catholic, 953; Presbyterian, 906; Wesleyan Methodist, 502; Congregationalist, 186; Registrars' Offices, 250; the remaining denominations being under treble figures.

Births.

The Births for the year numbered 22,528, being an increase of 350 on the previous year. The ratio per 1,000 is 37·92.

Deaths.

The Death registers show the number to be 10,771, being 2,119 in excess of the previous year, and amounts to 18·12 per 1,000 of estimated population, which is an increase of 2·96 per 1,000 on the rate of 1874.

Immigration.

The total number of persons who arrived in the Colony during the year, exclusive of Intercolonial and Foreign arrivals, which have already been stated, was 1,506, composed of 1,184 adults (males 694, females 490) and 322 children. There were 973 immigrants at the public expense, and 533 were landed at their own cost.

The

*594,179.

The religious persuasions of Immigrants at the Public expense were as follows :—Protestants, 675; Roman Catholics, 298. Of this description of Immigrants 50·77 per cent. were from England and Wales, 16·75 per cent. from Scotland, and 31·45 per cent. from Ireland.

Lunatic and Invalid Establishments.

The number of patients admitted and re-admitted during the year into the Gladesville establishment was 337, viz. :—203 males and 134 females; these, together with the inmates in this Hospital at the beginning of the year, make up a total of 888 patients under care.

The number of deaths, discharges, &c., during the year, left 642 on the 31st December, 1875.

The average number of residents was 591. The per-centage of recoveries on admissions, and of patients relieved was 28·78 and 3·56 respectively. The death per-centage on average numbers resident was 7·95. The admissions and re-admissions into the Free Lunatic Asylum at Parramatta were 63, viz. :—41 males and 22 females. The number of patients in this Asylum on 1st January, 1875, was 725, so that there were 788 patients under treatment during the year, of which number 48 are accounted for under the head of discharged and died. The deaths on average numbers resident were 5·39 per cent.

There were 34 inmates in the Convict Lunatic establishment at Parramatta, and the Asylum for Lunatics and Imbeciles shows 198 patients under care during the year, 20 of whom died and 4 were discharged. The death rate for the year was 12·19 per cent. The Asylum of Bay View House, Cook's River Road, commenced the year with 114 patients, which were increased to 126 during the year, 15 of which number were either discharged or died. The total number of all classes of persons of unsound mind who were either admitted or re-admitted into some Lunatic establishment during the year 1875, excluding the returns from the Lunatic Receiving House at Darlinghurst, was 446, and the total number under treatment was 2,034. Taking the population at the middle of the year, the ratio per 1,000 of persons of unsound mind was 3·42. The total cost to the Government of these establishments for the year was £56,342. From this sum however should be deducted the sum of £1,076, received from relations and friends for the maintenance of patients, and paid into the Colonial Treasury.

Hospitals.

The returns from the various Hospitals in the Colony show that the admissions during the year numbered 5,566, which, with 503 patients remaining over from the previous year, gives a total of 6,069 persons who received treatment. From this number 10·87 per cent. died, 80·29 per cent. were discharged, and 8·83 per cent. were left in Hospital at the close of the year. The number of patients who received out-door relief during the year was 8,015, by far the larger portion (viz., 7,517) are found in the returns of the Metropolitan Hospitals. The total receipts for the year on behalf of Hospitals amounted to £35,020, of which amount £18,453 was supplied by the Government, and £16,567 was the result of voluntary contributions. St. Vincent's Hospital was the only one maintained without aid from the Government.

Benevolent Asylums.

The number admitted into these Institutions (including children) during the year was 1,943, which, added to the number found to be inmates at the end of the preceding year, brings the total up to 3,308, who were actually in these Asylums during the year. The per-centage of discharges was 45·89, of deaths 12·36, and of those remaining on 31st December, 41·75. There were 3,104 cases in which relief was afforded. The amount received in aid of these Asylums was £20,195 from the Government and £14,456 was provided by voluntary contributions, making a total of £34,651.

Orphan and Industrial Schools.

In this category of schools we find that the number of inmates at the beginning of the year was 1,827, and that there were 349 admissions during the year. There were 45 deaths, and 416 were discharged, leaving 1,826 under care at the close of the year. The receipts for the year amounted to £28,908, the Government contributing £21,833, and £7,075 were obtained from private sources.

Miscellaneous.

Under this head will be found six institutions of a charitable nature, whose receipts amounted to £3,855. This amount however does not include the receipts of the Sydney Sailors' Home, from which institution no information was given on this point. Out of these six institutions one only, viz., the Sydney Foundling Hospital, received aid from the Government. The total receipts for the year for Charitable Institutions amounted to £160,361, made up as follows: From voluntary contributions £42,238; from the Treasury £118,123. These totals are exclusive of the Female Protestant Training School and the Sydney Sailors' Home. The

The following table shows the average rate of Wages obtained in the Colony during the year 1875. Wages.

Males.	Without Board and Lodging.	With Board and Lodging.
Carpenters	9s. to 10s. per diem	£60 to £80 per annum.
Smiths	9s. to 11s. 6d. „	£60 to £80 „
Wheelwrights	9s. to 11s. 6d. „	£60 to £80 „
Bricklayers	11s. „	£80 to £100 „
Masons...	10s. to 12s. „	£80 to £100 „
Farm Labourers	.....	£30 to £45 „
Shepherds	.....	£35 to £40 „
Females.		
Cooks (plain)	.....	£30 to £40 „
Housemaids	.....	£26 to £32 „
Laundresses	.....	£32 to £40 „
Nursemaids	.....	£26 to £30 „
General house-servants	.....	£26 to £40 „
Farm house-servants, dairy-women, &c. ...	.....	£26 to £35 „

PART II.

RELIGION, EDUCATION, AND CRIME.

The number of registered Ministers of Religion in the Colony during the year 1875 was 601. Out of this number 509 belonged to the following denominations, viz.:—Church of England, Roman Catholic, Presbyterian, and Wesleyan Methodist, the residue being distributed among seventeen other denominations. Ecclesiastical—Churches, &c.

The denominations mentioned above received in salaries and allowances the sum of £19,331, and from the Church and School Estates the sum of £6,986, making a total of £26,317. Of this amount 52·72 per cent. fell to the share of the Church of England; 32·61 per cent. to the Church of Rome; 8·29 per cent. to the Presbyterian Church; and 6·38 per cent. to the Wesleyan Methodist Church. The total number of Churches in the Colony was 1,089, which contained 177,882 sittings. The average attendance was 150,221, and there was also an average attendance of 33,159 at all other places used for public worship.

The Sunday-school returns show that there were 1,012 in the Colony, with 6,731 teachers and 54,468 scholars. Sunday-schools.

The Private Schools of the Colony, which numbered 927 in the year 1874, increased to 989 in the year under consideration, which gives an increase of 62, and the scholars receiving instruction had increased to 18,427, which shows an excess of 1,598. Education—Private Schools.

In these schools it will be seen that the number of children receiving instruction was 1,348, which is a decrease of 136 on the number for the previous year. Orphan and Industrial Schools.

The Return of Public Schools in the Colony shows the following result:—Number of schools 461, being an increase of 41; number of teachers 796, an increase of 49; number of scholars 58,811, an increase of 5,109. Council of Education—Public Schools.

These schools increased in number from 244 to 262, showing an addition of 18; number of teachers from 244 to 264, an increase of 20; number of scholars from 8,002 to 8,786, an increase of 784. Provisional Schools.

There were 116 of these schools, which is a reduction of 6 on the previous year; the teachers numbered 59 as against 63; and the scholars were reduced in number from 2,462 to 2,350. Half-time Schools.

The total number of scholars in these three classes of schools was 69,947, and the increase on the previous year 5,781. The amount received during the year was £42,573, being the proceeds of fees, voluntary contributions, &c.

The following figures show the positions of the Denominational Schools as compared with the previous year. Denominational Schools—

Number of schools 89, decrease 6; number of teachers 191, decrease 13; number of scholars 17,771, decrease 335. Church of England.

Number of schools 86, decrease 3; number of teachers, 160 decrease 11; number of scholars 13,941, decrease 1,094. Roman Catholic.

Number of schools 7, decrease 3; number of teachers 13, decrease 1; number of scholars 1,051, decrease 526. Presbyterian.

Number of schools 8, decrease 1; number of teachers 19, increase 1; number of scholars 1,560, increase 291. Wesleyan Methodist.

There

Hebrew. There was 1 teacher less, and the scholars numbered 186, being a decrease of 45. The total number of scholars in the Denominational Schools was 34,509, and the decrease was 1,709. The amount received as voluntary contributions, fees, &c., was £17,723. Taking all classes of schools under the Council of Education, we find that the number of scholars was 104,456, which figures exceed those of the previous year by 4,072. The total amount of money expended during the year (including building fund account) was £222,482, showing an additional outlay of £40,637. The total number of those receiving instruction in the various schools and educational establishments of the Colony during the year 1875 was 124,756, showing a total increase of 5,623 scholars.

Schools of Art, &c. For the first time will be found on pages 20, 21, 22, 23, Returns from the New South Wales Academy of Art, Free Public Library, Schools of Art, and Australian Museum.

Crime. The number of offences reported to the Police during the year was 19,125, and the number of persons apprehended or summoned before the Magistrates 44,511.

There were 30,526 summary convictions and 707 convictions in the Superior Courts, making a total of 31,233 convictions. The number acquitted was as follows:—In the Inferior Courts, 6,325; in the Superior Courts, 338; in all, 6,663.

PART III.

TRADE AND COMMERCE.

Imports. It will be found on reference to the returns of Imports for the year 1875, that their value amounted to £13,490,200. As compared with the previous year we have an increase of £2,196,461.

Imports for the year from the *United Kingdom* were valued at £6,062,226, which figures are in excess of those for the previous year by £1,173,501.

The value of Imports from the *Colony of Victoria* was £2,066,156, viz.:—£1,121,107 by sea, and £945,049 overland,—the increase on the previous year being £717,094.

From *South Australia* we received Imports to the value of £987,933, the seaward traffic showing £721,701, and overland £266,232. The *Queensland* Imports amounted in value to £2,276,379 nearly the whole of which were received seaward, the increase on the previous year being £58,071.

The value of *Tasmanian Imports* for the year was £167,870, and of *New Zealand* £135,480.

The total value then of Imports from Australian Colonies and New Zealand amounted to £5,633,818, and from other British Colonies £867,252, in all £6,501,070. The total increase in value of Imports from all British Colonies is £1,077,810.

Exports. The total value of Exports for the year 1875 was £13,671,580, which figures show an increase of £1,325,977 on the previous year.

Exports to the United Kingdom were of the value of £6,374,503, showing £637,437 over the figures for the previous year.

Our Exports to *Victoria* amounted in value to £4,269,770. Of this sum the overland Export trade absorbs £3,546,674. The export of Wool alone during the year amounted in value to £2,539,679. No doubt the greater portion of this overland Wool Export simply passes through Victoria as the cheapest and most expeditious method of forwarding it either to England or some Foreign market, In support of this opinion, I may state, that on reference to Victorian Statistics, I find that with 11,749,532 sheep the export of Wool, the produce and manufacture of Victoria, is given at 63,656,335 lbs., while the export of Wool, the produce and manufacture of New South Wales, with 24,382,536 sheep, only amounted to 87,534,280 lbs.

Our Export trade with *South Australia* amounted in value to £654,232, with *Queensland* to £1,112,409, with *Tasmania* to £44,274, with *New Zealand* to £362,764, and with *Western Australia* to £861. The total Export trade with all the Australian Colonies and New Zealand was £6,444,310, and with other British Colonies £394,445, in all £6,838,755. As compared with the previous year there was an increase in value of exports to all British Colonies of £740,532.

Imports and Exports. The value of Exports to the United Kingdom exceeded the Imports by £312,277, and to Victoria by £2,203,614. The value of Imports from South Australia exceeded the Exports by £333,701, and from Queensland by £1,163,970. The total excess of Exports over Imports to all British Colonies was £337,685.

The

The value of Imports from Foreign States exceeded Exports by £468,582. The general total value of Exports over Imports amounted to £181,380.

Shipping. There were 2,376 vessels which entered the various ports of the Colony during the year 1875, showing an aggregate of 1,109,086 tons. The number to each port was as follows:—Sydney, 1,145, with 590,700 tons; Newcastle, 1,162, with 510,902 tons; Grafton, 16, with 2,180 tons; Richmond River 28, with 3,813 tons; Tweed River 25, with 1,491 tons. The increase in number and tonnage of inward bound vessels exceeded the figures of the previous year by 159 and 92,717 respectively.

Vessels clearing at the various ports of the Colony during the year 1875 numbered 2,294, with an aggregate of 1,059,101 tons. The numbers and tonnage respectively from each were as follows:—Sydney, 863 and 468,423; Newcastle, 1,341 and 573,626; Grafton, 26 and 4,004; Tweed River, 23 and 1,365; Richmond River, 26 and 3,790; Eden, 15 and 7,893. The increase on the previous year in the number of outward-bound vessels was 126, and there was an excess of 84,576 in tonnage.

Shipbuilding during the year appears to have been making great advancement. The number of vessels built was 91, of an aggregate of 6,440 tons. These figures are an addition of 39 and 3,027 respectively to those of the previous year. There were also 130 vessels registered in the Colony during the year of an aggregate of 16,100 tons.

PART IV.

MILLS AND MANUFACTURES.

Mills. The number of Mills in the Colony employed in grinding and dressing grain was 161 as against 172 in the previous year. Steam power was used in 147 of these, of an aggregate of 2,289 horse-power, the residue being propelled by the aid of water or wind.

Manufactories There were 919 Manufactories of various kinds, which will be found on page 144, grouped under six distinct heads. Machines, &c., in use numbered 8,825, which are also detailed in the same manner as Manufactories.

From the return of Woollens manufactured we find that eight Mills were in operation during the year 1875, and that 354,700 yards of Cloth and Tweeds were the result. This industry shows a falling away in production of 104,180 yards.

The number of Soap and Candle Manufactories was 32, the quantity of each commodity produced being 83,243 cwt. and 11,828 cwt. respectively. These figures are slightly in excess of those for the previous year.

The quantity of Tobacco manufactured in the Colony was 14,002 cwt., the produce of 26 factories, being three more than shown in the returns for the previous year, yet the quantity produced was 978 cwt. less.

The return showing the number of Sugar Manufactories in the Colony, and whether worked by steam or other power, will be found on pages 148 and 149. The quantity of Sugar manufactured appears to have diminished considerably as compared with the previous year, but this can be accounted for by the Agricultural Statistics, which show a large diminution in the area of cane cultivated. Sugar Refineries also do not show so favourably as in the previous year, the business done amounting to 225,178 cwt., being 90,817 cwt. under the figures of the previous year.

Distilleries of Colonial Spirits show a production of 151,913 gallons of proof spirit from Molasses. The increase under this head is 66,567 gallons.

PART V.

PRODUCTION.

Gold received by Escort. The total quantity of Gold received by escort from the gold fields of the Colony during the year 1875 was 201,779 ounces, valued at £767,829. As compared with the year 1874 there was a decrease in quantity of 41,739 ounces, and in value of £166,569. All the gold-bearing localities in the Western District, except Stony Creek, Grenfell, and Parkes, show a smaller yield, and the total from this district is less by 38,855 ounces. The decrease in the quantity produced in the Southern District is 476 ounces. The places in this district which show an increase are Adelong, Tumberumba, and Cooma. With the exception of Tamworth, all the gold fields in the Northern District show a decrease, and there is a total decrease of 2,408 ounces.

The

Gold imported. The quantity of Gold imported into the Colony, seaward, was 347,068 ounces of the value of £1,347,932.

Coal. The total output of Coal from the various mines of the Colony during the year 1875 amounted to 1,253,475 tons, valued at £765,134, which gives an average of 12s. 2½d. per ton. There is a decrease in quantity on the returns for the year 1874 of 51,092 tons. This can be accounted for in some measure by the fact that returns have been received from 26 mines only as against 30 in the previous year, so that no doubt 4 mines must have been closed. The great deficit, however, will be found in the production of the Hartley and Wollongong mines, the former to the extent of 16,135 tons, and the latter 63,311 tons. The output of the New Wallsend Mine, Brisbane Water, receded from 20,000 to 4,380 tons. The Maitland mines show an increase of 8,167 tons, and those in the Newcastle district 36,777 tons.

Shale. The quantity of Shale raised decreased from 12,100 tons to 5,492 tons.

Copper and Copper Ore. From the returns of Copper and Copper Ore we find that there were 245 tons of the former, and 1,239 tons of the latter, the value of both being set down at £32,398.

Tin Ore. From the Tin-bearing districts it will be seen that 6,408 tons were obtained, the value of which is stated to be £221,922.

Live Stock. By referring to the returns of Live Stock it will be found that they have been prepared in a more elaborate manner than heretofore. The usual subdivisions of Police Districts remain, but the number of each description of stock belonging to owners and occupiers of land under different tenures is now for the first time set forth. The total number of persons described as Stockholders was 31,272. The number of Horses in the Colony was 357,696, which gives an increase of 11,005 on the previous year. Horned Cattle numbered 3,134,086 as against 2,856,699, showing an addition of 277,387 head of cattle to our herds. The number of Sheep was 24,382,536, which is an increase of 1,509,654 on the figures for the year 1874.

Agriculture. The Agricultural Returns are compiled in like manner as the Live Stock Returns, showing the number of holders of land exceeding 1 acre, with the extent of their holdings and other particulars as to crops, divided under the following

Holdings. heads :—Freeholders under conditional purchase (A); other Freeholders (B); Leaseholders of Land conditionally purchased (C); other Leaseholders (D). The following short table distinguishes the number belonging to each of these classes, and the area of land occupied by them respectively :—

Number of Holders.		Extent of Land in Cultivation.	Area Enclosed not Cultivated.	Area Unenclosed.	Total.
		acres	acres	acres	acres
A	16,860	191,223½	2,465,868	2,078,421½	4,735,513
B	11,453	137,591½	4,183,256¼	2,520,298¼	6,841,146
C	1,392	16,037¾	252,865	283,779½	552,682¼
D	7,279	106,286	869,079½	420,790¼	1,396,155¾
Totals	36,984	451,138¾	7,771,068¾	5,303,289½	13,525,497

Comparing these totals with the previous year, we find that there were 1,853 additional holders of land, that the area of land under cultivation was less by 13,819 acres, that the area of land enclosed not under cultivation had increased by 1,672,080 acres, and that the area of unenclosed land had been reduced by 276,923 acres.

Grain crops. Passing on now to the various crops grown during the year we see that the area of land brought under the plough for *Wheat* was 133,609 acres, from which the returns give a yield of 1,958,640 bushels, which gives an average of something near to 14¾ bushels to the acre. There is a decrease on the previous year in the area sown of 33,302 acres and necessarily a falling away in quantity of 189,754 bushels.

The extent of land covered with *Maize* was 117,582 acres, the produce of which was 3,410,517 bushels, the average yield per acre being 29 bushels. The area of land used for this crop shows a decrease of 854 acres.

Barley

Barley covered 4,817 acres, which yielded 98,576 bushels, or an average of 20½ bushels to the acre. Here we find an increased area in cultivation of 833 acres. There were 18,855 acres devoted to the growth of *Oats*, the yield being 352,966 bushels, the average per acre being nearly 19 bushels. An extended area of 882 acres was used for the production of this cereal.

The area of land occupied with *Rye* and *Millet* was 918 acres for the former, and 149 acres for the latter, the production being 11,756 bushels and 2,593 bushels respectively.

Potatoes. The cultivation of potatoes was carried out on 13,805 acres, which gave a return of 41,203 tons, and shows an average of close on 3 tons to the acre. There is an increase here of 201 acres in area and 2,639 tons in quantity.

Hay and Green Crops. The area of land laid down for Hay from wheat was 13,364 acres, from which 15,388 tons were obtained, showing an increase of 5,372 acres and 5,630 tons. Maize used as green food for cattle occupied 2,309 acres. Hay made from Barley was grown on 1,461 acres, and there were also 2,113 acres used for green food. The quantity of Barley Hay gathered was 1,633 tons. These figures show a small increase on those for the previous year.

The cultivation of Oats for Hay took up 52,098 acres, and there were 2,494 acres used for green food. This Hay crop shows a weight of 54,238 tons as against 50,414 tons for the previous year. Millet to be used for green food was grown on 230 acres of land.

Sown Grasses. The total extent of land under sown grasses, which includes Lucerne, was 52,073 acres, viz. :—10,202 for Hay and 4,187 acres for green food. We find a decrease in acreage of 2,337 acres for hay, and an increase of 8,663 acres for green food. The quantity of Hay produced was 17,708 tons, showing a falling away of 14,192 tons on the returns of the previous year.

Tobacco. The area used in Tobacco culture was 491 acres, which shows a decrease of 48 acres when compared with the figures of the previous year. The weight of leaf obtained was 458,947 lbs., being a decrease of 220,702 lbs.

Sugar-cane. There were 6,454 acres of land covered with sugar-cane, of which total 3,654 acres are shown as productive, and 2,800 unproductive. The area of land under this crop had decreased by 2,086 acres. The quantity of cane grown amounted to 2,310,860 cwt.

Vineyards. Vineyards covered an area of 4,458 acres as against 4,308 acres in the previous year. The number of acres used for wine grapes was 3,163, the quantity of wine produced was 831,749 gallons and also 2,747 gallons of Brandy. The return further shows 637 acres on which vines were grown for fruit for table use, and 658 acres were unproductive.

PART VI.

MONETARY AND FINANCIAL.

Coin and Bullion. The general total value of Coin and Bullion in the possession of the Mint and various Banks of the Colony on the 31st December, 1875, was £2,705,008. Of this amount £67,483 was in the Mint, and the residue distributed among the Banks, as shown by the return on page 207.

Notes. The value of Paper money in circulation on 31st December, 1875, amounted to £1,208,332.

Savings' Bank. The Return of the New South Wales Savings' Bank shows that the amount at credit of 30,158 depositors was £1,295,797, which is an increase of £19,895 on the figures of the previous year. The number of Depositors in the Sydney Bank increased from 22,631 to 23,191, and those in the Country Districts from 6,709 to 6,967. The rate of interest paid to Depositors on amounts not exceeding £100, was 5 per cent. per annum, and the rate charged to borrowers was 6 per cent. per annum.

Government Savings' Banks. The number of Government Savings' Banks throughout the Colony on 31st December, 1875, was 142, being 36 above the number at the same time of the previous year. The balances at the close of the year at credit of Depositors amounted to £354,074, which is an addition of £50,961 on the balances of the year 1874. The number of accounts open at the close of the year was 10,799, as against 8,276 at the same period of 1874. The accounts closed numbered 3,856, and there were 6,379 accounts opened during the year.

The

Gold received and issued at the Mint.

The total weight of gold received at the Branch Royal Mint during the year 1875 was 547,484 ounces, valued at £2,061,070. Out of this total the Colony of Queensland supplied 297,441 ounces, and our own Gold-fields 226,985 ounces. During the year 2,122,000 sovereigns were issued and 1,673 ounces of Bullion. The revenue of the Mint was £13,565.

Railways.

The Railway Returns show that the length of our lines was 437 miles as against 401 in the previous year. The number of passengers carried was 1,908,405. As compared with the previous year we have 369,362 additional passengers. The amount received on behalf of passenger traffic was £200,601. A large increase is also found in the tonnage of goods traffic, the figures for which are 1,174,559 tons, for which the sum of £408,706 was paid. The excess on the previous year in weight of goods carried was 98,491 tons, and the revenue under this head shows an increase of £60,726. The total amount of receipts from all sources was £614,647, as against £536,575 in the year 1874. Deducting working expenses, which amounted to £296,174, we have total net receipts of £318,473.

Telegraphs.

There were 136 Telegraph Stations throughout the Colony, not including those established in the suburbs of Sydney. The number of messages transmitted during the year amounted to 719,745, the increase on the previous year being 149,419, which brought up the general total receipts from £59,820 to £69,193. The number of miles of wire was 8,012, constructed at a cost of £253,391.

Post Offices.

A large increase in business is to be noticed under the head of Post Offices; their number had increased from 681 in 1874, to 752 in 1875. The staff employed shows an increase of 109 persons, the figures being 967 as against 858. The total number of letters despatched was 13,717,900, the increase being 2,597,800. Out of the total number of letters forwarded, 1,719,100 were foreign, 9,540,900 were inland, and 2,457,900 were town. Newspapers and packets sent through the post numbered 6,262,600 and 357,000 respectively. The number of foreign newspapers was 1,385,900, and of inland 4,876,700. The income arising from Post Offices for the year amounted to £107,761, and the expenditure, including estimated outstanding liabilities, £194,041.

Money Orders.

The number of Money Orders issued during the year was 100,293, representing £419,622. The number of offices in the Colony was 238, and the revenue received as commission amounted to £4,224. Return No. 142, on page 220, gives the number and amount of Orders issued in New South Wales during the year, and the places at which they were made payable; also Orders paid in New South Wales, and the places at which they were originally issued.

Immigration.

The total outlay of moneys from the Revenues of the Colony on account of Immigration for the year 1875 was £14,962. In this amount is included gratuities to Surgeon Superintendents and others, also salaries and lodging of Immigrants on arrival, &c. The cost per head of introducing Immigrants was over £15.

Military.

Under the head of Military and Naval services we find that the sum of £66,962 was expended. Fortifications, Gunpowder Magazines, and Repairs to Buildings absorbed £36,903, and the balance was appropriated to Permanent and Volunteer Military Forces, and Naval Brigade, &c.

Municipalities.

The return for seventy-four Boroughs and Municipal Districts shows that there were forty-four of the former and thirty of the latter. The amount of rate imposed on Boroughs seems to be a uniform one of 1s. in the pound, except in a few instances where an extra three-pence or four-pence in the pound was raised as a gas rate. The total revenue by rates in Boroughs during the year 1875 amounted to £52,032, which with £13,350 provided by Government, made a total of £65,382 of what may be termed revenue proper. Some of the Boroughs contracted loans to the amount of £11,543. The sum of £9,569 was used in office expenses and salaries, showing that over 14 per cent. of revenue was absorbed in this manner. The rate imposed by Municipal Districts was in every instance 1s. in the pound on estimated annual value. The revenue obtained amounted to £14,601, supplemented by £10,098 from the Government, making a total of £24,699 of revenue. Office expenses and salaries came to 16 per cent of revenue.

PART VII.

MISCELLANEOUS.

Public Works.

The amount of money expended during the year 1875 on Lines of Railway open for traffic was £131,651, and the expenditure during the same period on extensions not open for traffic amounted to £440,244.

The total expended to 31st December, 1875, on unfinished Lines of Railway, was £2,584,375. On the Roads and Bridges of the Colony, a sum of £338,846 was spent during the year. Under the head of Harbours and Rivers, and the Miscellaneous Services in connection therewith, we find a sum total of £222,914 for the year. The amount expended on Public Buildings under the immediate superintendence of the Government was £142,598. This amount is exclusive of £9,275 for furniture during the year. The amount expended on all the Public Works of the Colony during the year 1875, is as follows :—

Railways	£571,895
Electric Telegraphs	15,262
Roads and Bridges	288,806
Harbours and Rivers	222,914
Public Buildings	142,598
	£1,241,475

In addition to this total, the sum of £50,040 was issued to Trustees for Minor and Subordinate Roads, and the sum of £74,803 was expended on Works, &c., not under the immediate superintendence of the Government.

Meteorology.

The Sydney returns on Meteorology show that the highest mean shade temperature of the year was 84·3, and the lowest 48·9. The highest reading of the thermometer in the shade was 98·9, and the lowest 40·3. During the year there were 153 days on which rain fell. The total fall of rain for the year was over 46 inches, which is 6 inches less than the average rainfall for the preceding sixteen years.

Real and Leasehold Estates.

An increase is again to be noticed in the number and amount of transactions in Real and Leasehold Estates. During the year 1875 there were 7,567 deeds registered, representing an aggregate of £3,390,391 ; and there were also 245 leases exceeding three years duration registered, and 1,225 miscellaneous deeds ; so that the total number of deeds registered was 9,037. The gradually increasing business of the department engaged in registering these transactions may be seen on reference to the Decennial Table, on page 253.

Liens on Wool.

The number of Liens on Wool registered during the year was 686, which secured the sum of £674,747 on the clip of 4,197,853 sheep. These figures are the highest recorded for any year of the decade.

Mortgages on Live Stock.

This description of Mortgages registered numbered 749, the security afforded being 2,844,740 sheep, 199,031 cattle, and 7,290 horses, the total sum advanced being £2,008,970. These figures are also in excess of those for any year of the decade. The number of discharges registered was 182, representing the sum of £992,780.

Real Property Act (26 Vic. No. 9).

During the year 1875 there were 256 applications received for Certificates of Title. In the year 1866 these applications numbered 379, which number decreased yearly until the years 1873 and 1874, when there was a slight reaction. The number for the year under consideration is 32 less than for the previous year. The progress in the business under this Act, of dealing with land for which Certificates of Title or Crown Grants had been issued, has been very satisfactory. The Decennial Table shows that ten years since, the fees for the year for registering Certificates and other dealings amounted to £1,305, while for the year 1875 the sum of £5,138 was obtained, being £1,681 in excess of the figures for 1874. The total amount paid into Consolidated Revenue by the Registrar General during the year 1875, on account of Registrations of Real and Leasehold Estate, Liens on Wool, Mortgages of Live Stock, Real Property Act, &c., &c., was £10,020, a sum more than sufficient to meet the expenditure voted by Parliament for the expenses of the Department in Sydney. The number of Crown Grants issued and registered under the Real Property Act during the year 1875 was 9,830, a number considerably more than double that for any year of the decade. The area of land alienated by these Grants was 834,956 acres, for which the sum of £848,883 was paid.

There

Insolvencies. There were 500 Insolvencies during the year 1875, of which 462 were voluntary and 38 compulsory. The amount of liabilities disclosed by Insolvents' schedules was £536,440, and the assets are set down at £172,181, the difference between these two sums being £364,259. These figures are largely in excess of those for the previous year.

Miners' Rights and Licenses. The business done under the head of Miners' Rights, Mineral and Business Licenses, was as follows:—Miners' Rights, 1,027; Mineral Licenses, 185; Business Licenses, 706. Comparing these figures with those of the previous year, we find a large decrease in the number of Miners' Rights and Licenses issued, and a small increase in Business Licenses.

Gold mining machinery. Machinery used for alluvial workings comprised 23 steam-engines, of an aggregate of 275 horse-power. The number of other appliances in use was as follows:—Puddling machines, 259; whims and pulleys, 29; whips, 497; sluices and toms, 455; water-wheels, 110; hydraulic hoses, 20; pumps, 368; sluice boxes, 931; stamp heads, 60. There were also 115 steam-engines employed in quartz mining, of an aggregate of 1,677 horse power. Other description of machinery was as follows:—Crushing machines, 132; stamp heads, 1,292; whims and pulleys, 70; water-wheels, 21; derricks, 9; whips 30.

Publicans' Licenses. The number of Publicans' Licenses issued in the Colony during the year 1875 was 2,630, as against 2,537 in the previous year, showing an increase of 93—nearly one half of which number was issued in the City and Suburbs.

Military and Volunteer Forces. The total number of the New South Wales Artillery, excluding General Staff, was 103; and the total strength of the Volunteer Corps, excluding General Staff and Head Quarters' Band, was 4,574 members. Their distribution was as follows:—Artillery, 739; Rifles, 2,261; Cadet Corps, 1,574. The total strength of the Naval Brigade was 329 men.

Land Sales. The Return of Lands sold, otherwise than conditionally, during the year 1875, shows that the total area alienated was 1,135,274 acres, for which the sum of £1,171,938 was obtained, which, with a further sum of £2,155 representing forfeited deposits, makes a total of £1,174,093. This amount is larger than any recorded as received in any year of the decade.

The figures for lands conditionally purchased during the year, are as follows:—Number of selections, 14,517; area, 1,756,678 acres; amount realised for deposits, £439,170; for balance of purchase money, £58,647; for interest, £75,919,—in all, a gross amount of £573,575. These figures are also in excess of those for any previous year. The total amount actually received in the year, inclusive of conditional purchases and interest on same, was £1,760,570.

Leasehold lands. The number of five years' leases issued during the year for pastoral purposes was 4,219, comprising an area of 215,643 square miles, for which an annual rental of £182,487 was payable. There were also 16,520 annual leases issued, with an area of 17,076 square miles and rental of £35,787. The total area comprised under both descriptions of lease was 232,719 square miles, and the total rent payable amounted to £218,274. The total revenue from lands and gold fields for the year 1875 was as follows:—

Total receipts ...	Under Lands Alienation Act ...	£1,569,129
	,, Occupation Act ...	218,274
	,, Gold Fields Act... ...	35,331
	Miscellaneous	25,532
		£1,848,266

The total increase which this amount shows on the figures for the previous year amounts to £393,084.

I have the honor to be,
Sir,
Your obedient servant,

E. G. WARD,
Registrar General.

STATISTICAL VIEW OF THE PROGRESS OF THE COLONY OF NEW SOUTH WALES, FROM THE YEAR 1821 TO 1875 INCLUSIVE.

YEAR.	POPULATION.	BIRTHS.	MARRIAGES.	DEATHS.	SCHOOLS.		COMMITMENTS FOR TRIAL.	CONVICTIONS.	MILLS.	MANUFACTORIES, WORKS, &c.	NUMBER OF ACRES UNDER CROP.	LIVE STOCK.				COAL RAISED.		LAND SALES.		SHIPPING.				EXPORTS, THE PRODUCE OF THE COLONY.[a]								VALUE OF TOTAL IMPORTS.[a]	VALUE OF TOTAL EXPORTS.[a]	REVENUE.		EXPENDITURE.		YEAR.
																				Inwards.		Outwards.		Wool.		Tallow.		Oil, &c.	Gold.[a]		Coal.							
					Schools.	Number of Scholars.						Horses.	Horned Cattle.	Sheep.	Pigs.	Quantity.	Value.	Quantity.	Amount realized.	Number of Vessels.	Tonnage.	Number of Vessels.	Tonnage.	(Quantity.)	(Value.)	(Quantity.)	(Value.)	(Value.)	(Quantity.)	(Value.)	(Quantity.)	(Value.)							
																tons.	£	acres.	£					lbs.	£	cwt.	£	£	ozs.	£	tons.	£	£	£	£	£	£	£	
1821	[b] 29,783	.....	.....	.....	.....	.....	.....	.....	.....	.....	.....	.....	.....	.....	.....	.....	.....	.....	.....	.....	.....	.....	.....	.....	.....	.....	.....	.....	.....	.....	.....	.....	36,231	.....	.....	.....	1821
1822	30,756	.....	.....	.....	.....	.....	.....	.....	.....	.....	.....	.....	.....	138,755	.....	.....	.....	.....	.....	71	22,924	60	20,793	172,880	.....	.....	.....	.....	.....	.....	.....	.....	45,210	.....	46,429	.....	1822
1823	31,729	.....	.....	.....	.....	.....	.....	.....	.....	.....	.....	.....	.....	177,935	.....	.....	.....	.....	.....	71	20,824	77	22,332	198,240	.....	.....	.....	.....	.....	.....	650	341	.....	.....	.....	.....	1823
1824	32,702	.....	.....	.....	.....	.....	.....	.....	.....	.....	.....	.....	.....	184,836	.....	.....	.....	.....	.....	279	.....	.....	.....	275,760	.....	.....	.....	.....	.....	.....	.....	.....	49,471	.....	.....	.....	1824
1825	33,675	442	239	392	.....	.....	.....	.....	.....	.....	45,514½	6,142	134,519	237,622	39,006	.....	.....	.....	.....	85	24,559	75	22,688	411,600	.....	.....	.....	.....	.....	.....	.....	.....	300,000	100,000	71,682	.....	93,020	.....	1825
1826	34,649	529	278	502	.....	.....	.....	.....	.....	.....	.....	.....	.....	.....	.....	.....	.....	.....	.....	62	17,178	60	17,020	552,960	48,384	.....	.....	34,850	.....	.....	122	152	360,000	106,600	72,221	.....	97,866	.....	1826
1827	35,623	.....	.....	.....	.....	.....	.....	.....	.....	.....	.....	.....	.....	.....	.....	.....	.....	.....	.....	103	26,508	63	14,501	407,116	24,306	.....	.....	31,296	.....	.....	771	771	362,324	76,314	79,310	.....	114,510	.....	1827
1828	[b] 36,598	681	317	632	.....	.....	.....	217	.....	.....	71,523	12,479	262,868	536,391	.....	.....	.....	.....	.....	137	32,559	69	20,186	834,343	40,851	.....	.....	26,431	.....	.....	.....	.....	570,000	90,050	96,713	.....	97,952	.....	1828
1829	41,450	680	336	615	54	2,003	.....	273	.....	.....	.....	.....	.....	.....	.....	780	394	.....	2,710	158	37,342	168	37,586	1,005,333	63,555	.....	.....	55,975	.....	.....	218	248	601,004	161,716	102,785	.....	110,126	.....	1829
1830	46,302	683	339	570	.....	.....	.....	275	54	84	.....	.....	.....	.....	.....	4,000	1,800	.....	943	157	31,225	147	28,822	899,750	34,907	.....	.....	59,471	.....	.....	42	51	420,480	141,461	104,729	.....	102,125	.....	1830
1831	51,155	911	436	615	.....	.....	.....	361	72	68	.....	.....	.....	.....	.....	5,000	2,000	.....	2,597	155	34,000	165	35,252	1,401,284	75,979	.....	.....	95,969	.....	.....	196	121	490,152	324,168	121,066	.....	103,228	.....	1831
1832	53,524	1,254	619	880	.....	.....	.....	425	78	63	.....	.....	.....	.....	.....	6,000	2,100	20,860	12,509	189	41,350	194	42,857	1,515,156	73,559	983	2,734	147,409	.....	.....	866	801	604,620	384,344	135,847	.....	115,004	.....	1832
1833	[b] 60,794	1,560	698	1,150	.....	.....	.....	565	60	62	60,520	.....	.....	.....	.....	328	124	29,001	24,956	210	50,164	213	49,702	1,734,203	103,692	.....	.....	146,855	.....	.....	1,339	.....	713,972	394,801	164,741	.....	126,693	.....	1833
1834	66,212	1,857	705	1,164	.....	.....	.....	685	71	58	74,811	.....	.....	.....	.....	8,490	3,750	91,399	41,844	245	58,532	220	53,373	2,246,933	213,628	.....	.....	157,334	.....	.....	2,040	.....	991,990	587,640	205,443	.....	138,660	.....	1834
1835	71,592	1,803	744	1,453	.....	.....	.....	771	76	82	79,256	.....	.....	.....	.....	12,392	5,483	271,947	80,784	260	63,019	269	66,964	3,893,927	299,587	500	585	180,349	.....	.....	2,460	1,712	1,114,805	682,193	274,591	.....	171,044	.....	1835
1836	[b] 77,096	2,120	774	1,628	.....	3,391	.....	.....	66	77	87,432	.....	.....	.....	.....	12,646	5,747	389,546	126,458	269	65,414	264	62,834	3,693,241	369,324	218	502	140,220	.....	.....	1,724	1,717	1,237,406	748,624	330,579	.....	217,877	.....	1836
1837	85,267	2,270	916	1,799	.....	.....	.....	.....	74	71	92,125	.....	.....	.....	.....	16,083	7,828	370,376	120,427	400	80,114	402	78,020	4,448,796	332,166	500	1,209	183,122	.....	.....	741	1,104	1,297,491	760,054	354,802	.....	305,388	.....	1837
1838	97,912	2,836	970	2,104	.....	5,843	.....	.....	.....	.....	92,912	.....	.....	.....	.....	17,220	8,399	316,160	116,324	428	91,777	409	93,004	5,749,376	405,977	276	695	197,644	.....	.....	1,388	1,165	1,579,277	802,768	335,294	.....	499,396	.....	1838
1839	114,386	3,335	1,157	2,496	166	6,790	.....	912	77	100	95,312	.....	.....	.....	.....	21,283	10,441	272,619	152,962	563	135,474	548	124,776	7,213,584	442,504	166	396	172,315	.....	.....	2,300	2,300	2,236,371	948,776	458,301	.....	579,765	.....	1839
1840	129,463	4,233	1,631	2,382	167	9,040	.....	832	97	59	126,116	.....	.....	.....	.....	30,256	16,498	189,787	316,626	709	178,958	665	163,704	8,610,775	566,112	436	968	224,144	.....	.....	2,529	2,624	3,014,189	1,399,692	683,112	.....	570,032	.....	1840
1841	[b] 149,669	5,204	1,924	2,894	209	9,632	.....	725	85	61	115,130	.....	.....	.....	.....	.....	20,905	.....	90,387	714	183,778	690	172,118	8,390,540	517,537	.....	.....	127,470	.....	.....	.....	.....	2,527,988	1,023,397	493,980	.....	232,298	.....	1841
1842	159,889	6,333	2,511	2,717	257	11,174	.....	693	117	69	126,874	56,585	897,219	4,804,946	46,086	.....	23,940	.....	14,574	628	143,921	633	134,970	9,428,036	595,175	.....	.....	77,012	.....	.....	.....	.....	1,455,059	1,067,411	428,731	.....	498,182	.....	1842
1843	165,541	7,182	1,848	2,293	317	12,507	.....	654	121	95	146,165	62,017	1,017,316	5,055,337	57,767	25,862	16,222	5,227	11,297	558	110,864	564	110,026	12,704,899	685,647	5,680	9,639	72,989	.....	.....	1,624	1,443	1,550,544	1,172,320	350,891	.....	369,490	.....	1843
1844	173,377	7,956	1,815	2,141	355	14,472	.....	616	134	96	144,661	71,169	1,159,432	5,604,644	56,242	23,118	12,363	4,260	7,402	417	87,539	569	109,242	13,542,173	645,344	56,609	83,511	57,493	.....	.....	1,702	1,473	931,260	1,128,115	310,953	.....	345,584	.....	1844
1845	181,556	8,522	1,837	2,128	367	16,516	.....	594	145	121	163,979	82,303	1,348,022	6,202,031	60,008	22,324	8,769	7,747	18,451	597	105,352	614	103,961	17,364,734	1,009,242	71,995	102,746	96,804	.....	.....	2,594	1,728	1,233,854	1,555,986	366,687	.....	292,769	.....	1845
1846	[b] 196,704	8,473	1,796	2,550	394	19,033	.....	651	138	124	183,360	88,126	1,430,736	7,906,811	45,600	38,965	13,714	7,683	27,060	767	141,467	754	134,998	16,479,520	1,019,985	20,357	28,107	70,126	.....	.....	5,347	3,692	1,630,522	1,481,539	352,778	.....	290,092	.....	1846
1847	205,009	8,910	1,861	2,694	438	21,814	.....	551	144	122	165,784	104,271	1,614,967	10,071,625	62,670	40,732	13,750	28,726	62,801	878	154,904	933	168,664	22,379,722	1,272,118	69,690	108,186	80,528	.....	.....	8,300	4,695	1,982,023	1,870,046	396,260	.....	413,073	.....	1847
1848	220,474	8,826	1,809	2,587	462	23,374	.....	571	172	133	164,664	113,895	1,752,852	11,660,819	70,875	45,447	14,275	21,480	47,262	996	199,304	945	187,322	22,969,711	1,240,144	98,213	140,979	68,969	.....	.....	6,266	2,980	1,556,550	1,830,368	396,863	.....	460,531	.....	1848
1849	246,299	9,842	2,365	3,435	558	25,682	.....	668	168	186	182,739	121,859	1,810,213	12,102,540	58,674	48,516	14,647	36,257	85,734	898	218,967	907	214,056	27,963,530	1,238,559	154,103	249,932	45,468	.....	.....	10,423	4,593	1,793,420	1,891,270	575,692	.....	516,533	.....	1849
1850	265,503	10,037	2,825	3,379	659	28,604	.....	666	182	206	198,056½	132,437	1,738,965	13,059,324	61,631	71,216	23,375	52,483	156,698	976	234,215	1,014	263,849	32,361,829	1,614,241	217,878	300,721	29,368	.....	.....	31,608	15,558	2,078,338	2,399,580	575,794	57,917	567,165	.....	1850
1851	[b] 197,168 [c]	7,675	1,915	2,600	423	21,120	.....	574	151	140	153,117½	116,397	1,375,257	7,396,895	65,510	67,610	25,546	24,030	64,425	553	153,002	503	139,020	15,269,317	828,342	86,460	114,168	25,877	144,120	468,336	28,470	12,027	1,563,931	1,796,912	406,056	80,642	444,108[c]	.....	1851
1852	208,254	7,866	2,175	3,605	351	23,668	.....	527	145	141	131,730½	123,404	1,495,984	7,707,917	78,559	67,404	36,885	26,550	55,808	721	197,366	701	175,960	11,086,974	676,815	118,182	146,811	34,562	818,751	2,660,946	24,794	109,951	1,900,436	4,604,034	537,961	144,176	600,322	.....	1852
1853	231,088	8,860	2,569	4,176	420	25,660	.....	604	143	141	139,014½	139,765	1,552,285	7,929,708	71,395	96,809	78,059	73,675	211,035	1,048	336,852	1,061	341,540	16,358,869	999,896	90,675	134,708	25,490	548,052	1,781,172	51,501	81,078	6,342,397	4,523,346	828,725	158,752	632,621	50,000	1853
1854	251,315	9,663	2,761	4,511	413	25,953	.....	637	140	146	131,857	148,851	1,576,750	8,144,119	63,255	116,642	119,380	83,396	319,533	1,058	376,927	1,112	409,489	18,976,300	1,181,956	82,120	164,256	28,155	237,910	773,209	59,297	101,752	5,981,063	4,050,126	1,004,467	234,680	966,569	170,000	1854
1855	277,579	10,344	2,765	4,022	476	27,243	.....	526	147	255	171,100½	158,159	1,858,407	8,602,499	68,091	137,076	89,082	127,952	270,636	1,152	353,323	1,185	362,482	17,671,684	1,078,017	57,325	123,255	20,770	64,384	209,250	61,484	58,893	4,668,519	2,884,130	800,989	859,721	886,724	788,300	1855
1856	[b] 286,873	10,097	2,778	4,203	565	29,426	.....	461	154	314	186,033½	168,929	2,023,418	7,736,323	105,998	189,960	117,906	167,753	245,555	1,143	321,679	1,219	336,113	19,200,341	1,303,070	77,314	137,202	25,355	42,463	138,007	84,086	65,730	5,460,971	3,430,880	1,130,014	856,539	1,146,468	688,666	1856
1857	305,487	12,501	2,902	4,846	550	29,236	.....	395	157	284	184,513½	180,053	2,148,664	8,139,162	109,166	210,434	148,158	145,102	210,333	1,100	351,413	1,204	377,147	17,044,201	1,275,067	37,574	82,134	32,306	253,564	983,850	96,457	45,960	6,729,408	4,011,952	1,185,562	345,575	1,104,995	438,333	1857
1858	342,062	13,802	2,992	5,883	653	33,236	780	415	169	295	223,295½	200,713	2,110,604	7,581,762	92,843	216,397	162,162	169,214	240,633	1,141	348,984	1,254	366,825	13,553,835	1,126,486	29,085	53,186	1,450	254,907	994,960	113,649	89,200	6,059,366	4,186,277	1,379,675	76,776	1,209,796	360,770	1858
1859	[d] 336,572	14,415	3,295	5,642	739	32,840	753	406	177	549	247,542½	214,684	2,190,976	5,162,671	119,701	308,213	204,371	135,167	252,627	1,250	363,121	1,299	387,015	16,988,016	1,458,005	17,376	37,275	532	435,995	1,698,078	173,935	132,984	6,597,053	4,768,049	1,522,668	816,822	1,425,028	433,138	1859
1860	348,546	14,233	2,945	6,562	798	34,767	685	405	193	745	260,798	251,497	2,408,586	6,119,163	180,662	368,862	226,493	109,216	155,316	1,424	427,835	1,438	431,484	12,809,362	1,123,699	13,647	28,794	136	483,012	1,876,049	233,877	183,761	7,519,255	5,072,020	1,319,779	560,729	1,321,724	726,231	1860
1861	[b] 358,278	14,681	3,222	5,343	849	37,874	820	437	184	788	297,575	233,220	2,271,923	5,615,054	146,091	342,067	218,820	189,936	222,594	1,327	366,236	1,391	379,460	12,745,891	1,396,426	60,638	60,816	.....	488,293	1,890,908	207,780	160,965	6,391,555	5,594,839	1,448,610	394,457	1,540,005	433,224	1861
1862	367,495	15,434	3,326	6,524	925	42,211	879	514	181	859	302,138½	273,389	2,620,383	6,145,651	125,541	476,522	305,234	67,292 [c] 357,280	216,988	1,493	454,837	1,568	467,356	13,482,139	1,283,818	71,281	104,030	.....	699,566	2,715,037	308,782	245,422	9,334,045	7,102,562	1,628,885	644,285	1,608,810	526,708	1862
1863	378,934	15,679	3,314	6,653	976	46,810	887	497	180	1,768	307,035	262,554	2,032,522	7,790,969	135,899	433,889	236,230	92,016 [c] 259,369	192,113	1,494	479,827	1,603	511,373	14,791,849	1,262,274	17,709	31,221	.....	605,722	2,361,949	298,038	220,181	8,319,576	6,936,839	1,550,047	649,116	2,064,299	537,795	1863
1864	392,589	16,881	3,480	6,445	1,022	48,427	975	590	174	2,084	318,854	284,567	1,924,119	8,271,520	164,154	549,012	270,171	58,216 [c] 165,616	112,719	1,849	607,168	1,842	647,057	25,827,917†	2,294,615†	61,056	100,654	.....	758,109	2,952,471	372,466	212,488	10,135,708†	9,037,832†	1,693,792[f]	290,983	1,862,245	464,656	1864
1865	411,388	17,283	3,578	6,596	1,069	53,453	1,123	686	175	2,132	378,254½	282,587	1,961,905	8,132,511	146,901	585,525	274,303	101,350 [c] 151,450	213,241	1,912	635,888	2,120	690,294	29,858,791†	2,283,560†	75,810	122,270	.....	682,521	2,647,668	382,968	214,158	10,635,507†	9,563,818†	1,938,656[g]	298,578	1,760,516[g]	554,278	1865
1866	431,412	16,950	3,462	7,361	1,155	59,594	1,255	770	159	2,389	451,225½	278,437	1,771,809	11,562,155	137,915	774,238	324,049	109,177 [c] 358,652	261,590	2,099	730,354	2,259	784,381	36,980,685†	2,830,348†	27,726	51,826	285	751,700	2,924,891	540,905	300,588	9,403,192†	9,913,839†	2,833,459[g]	419,720	2,125,414[g]	887,157	1866
1867	447,620	18,317	3,426	8,631	1,180	63,183	1,180	702	188	2,274	413,164	280,201	1,728,427	13,909,574	173,168	770,012	342,655	119,044 [c] 232,176	264,660	1,868	646,970	2,104	726,721	21,708,902	1,711,322	37,211	63,648	369	660,619	2,586,044	473,357	253,259	6,599,804	6,880,715	2,034,490[g]	534,966	2,249,521[g]	686,112	1867
1868	466,765	18,485	3,736	7,225	1,254	66,835	1,006	601	181	3,562	434,756½	280,818	1,761,411	15,080,625	176,901	954,231	417,809	149,945 [c] 239,516	265,250	2,073	724,193	2,218	776,449	25,721,632	1,879,751	93,901	144,377	630	487,600	1,895,929	548,036	292,201	8,051,377	7,192,904	2,476,700[g]	1,617,112	2,646,303[g]	640,536	1868
1869	485,356	19,243	3,799	6,691	1,304	71,523	1,112	682	183	4,497	482,324½	280,304	1,795,904	14,989,923	175,924	919,774	346,140	164,890 [c] 307,328	319,613	2,022	741,369	2,236	833,248	51,269,672†	3,162,522†	96,667	167,536	4,515	641,069	2,489,145	595,553	298,195	8,392,753†	9,933,442†	2,590,217[g]	1,073,292	2,649,329[g]	616,476	1869
1870	502,861	19,648	3,848	6,558	1,381	74,503	1,037	601	187	6,862	426,976	337,597	2,195,096	16,308,585	243,066	868,564	316,836	94,373 [c] 329,318	250,843	1,858	689,820	2,066	771,942	47,440,610†	2,741,141†	134,262	223,787	3,674	410,547	1,585,736	573,389	267,681	7,757,281†	7,990,038†	2,490,203[g]	85,106	2,638,264[g]	660,089	1870
1871	[b] 519,182	20,143	3,953	6,407	1,450	77,889	1,084	628	190	6,827	417,801	304,100	2,014,888	16,278,697	213,193	898,784	316,340	88,637 [c] 358,682	261,401	1,891	706,019	2,123	794,460	65,611,953†	4,748,160†	150,452	245,727	1,275	535,492	2,074,937	565,429	256,690	9,609,508†	11,245,032†	2,908,153[h]	1,380,709	3,006,576[h]	595,923	1871
1872	539,190	20,250	3,925	7,468	1,464	106,691	1,073	643	188	7,769	454,634	328,408	2,287,660	17,560,048	218,904	1,012,426	396,198	166,834 [c] 749,586	432,373	2,011	774,490	2,091	813,550	50,233,453†	3,342,900†	105,233	176,798	401	543,197	2,110,299	669,110	307,861	9,208,496†	10,447,049†	3,592,979[h]	568,436	2,986,186[h]	652,437	1872
1873	560,275	21,444	4,384	7,611	1,508	110,287	1,166	647	182	8,268	456,825	334,462	2,794,327	20,501,506	240,680	1,192,862	665,747	389,200 [c] 1,331,719	845,410	2,161	874,804	2,212	887,674	31,606,846	2,201,910	66,504	106,138	1,977	665,676	2,590,145	773,079	526,089	10,471,483	9,387,873	3,937,410[h]	217,270	2,333,166[h]	427,286	1873
1874	584,278	22,178	4,343	8,652	1,547	119,133	1,311	700	172	9,241	464,957	346,691	2,856,699	22,872,882	219,958	1,304,567	790,225	702,758 [c] 1,586,282	1,111,041	2,217	1,016,369	2,168	974,525	75,156,924†	5,010,125†	63,348	99,649	3,257	482,076	1,874,837	872,980	632,247	11,293,739†	12,345,603†	4,664,568[h]	365,560	4,426,040[h]	575,732	1874
1875	606,652	22,528	4,605	10,771	1,586	124,756	1,245	707	161	9,744	451,138½	357,696	3,134,086	24,382,536	199,950	1,253,475	765,133	1,135,274 [c] 1,756,678	1,760,570	2,376	1,109,086	2,294	1,059,101	87,534,280	5,651,643	65,641	106,285	1,327	538,752	2,109,6 54	927,007	671,483	13,490,200†	13,671,580†	5,989,697[h]	902,358	5,117,903[h]	1,255,224	1875

[a] Exclusive of the overland traffic.

[b] The Census was taken in 1821, 2, 3, 5, 8, 33, 6; population as above.
2nd March, 1841, population 130,856
2nd March, 1846, " 189,609
1st March, 1851, " 187,243
1st March, 1856, " 266,189
7th April, 1861, " 350,860
2nd April, 1871, " 503,981
The population from the year 1836 is estimated up to the end of each year.

[c] The reduction in the year 1851 was caused by the separation of Port Phillip from New South Wales.

[d] The reduction in the year 1859 was caused by the separation of Queensland from New South Wales.

[e] Lands conditionally sold under the "Crown Lands Alienation Act of 1861."
Price of land in 1825, 7s. 6d. to 10s. per acre.
The minimum price of land was 5s. per acre from 1832 to 1840; 12s. per acre, 1840-2. (20s. in Port Phillip, in 1841). 20s. per acre from 1843 to present time.
In 1822, 3, 4, 5, the accounts were kept in Spanish dollars and British money; generally in Spanish dollars.
Transportation ceased in 1840.
The Return of the Revenue and Expenditure previous to 1850 cannot be accurately ascertained. In addition to the above Expenditure, the Imperial Government paid large sums for the maintenance of Convicts and Military.

Gold discovered in May, 1851.
The Loans Expenditure previous to 1853 cannot be shown.

[f] Includes £270,543 proceeds of Treasury Bills, issued under the Act of Council 27th Vict., No. 8, to cover deficit of 1863 and previous years.

[g] The Revenue and Expenditure columns include "Church and School Lands Revenue," "Police Reward Fund," "Police Superannuation Fund," and "Superannuation Fund," 27th Vict., No. 11.

[h] Includes Trust Fund, Treasury Bills, &c.

* Includes the Gold received at the Mint from other Colonies, and converted into Bars and Coin.

† Inclusive of the Overland Traffic.

ERRATA.

Page 46, return 36—Convictions :—Year 1875—second column, for 117 read " 116" ; fourth column, for 502 read " 501"; last column, for 708 read " 707."

Page 48, return 43—Convictions in the Superior Courts, for 510 read " 512."

Page 160, return 120—Live Stock, year 1874—Pigs, for 290,958 read " 219,958."

Page 144, return 101—Manufactories, Works, &c.—General Total, Miscellaneous Manufactories, for 461 read " 457"; Total, for 970 read " 966."

STATISTICAL REGISTER.

1875.

TABLE OF CONTENTS.

	Page.
Part I.—Population, Immigration, Vital Statistics, &c. ... ... (Embracing Returns numbered 1 to 19.)	1
Part II.—Religion, Education, and Crime ... ... (Embracing Returns numbered 20 to 44.)	15
Part III.—Trade and Commerce ... ... (Embracing Returns numbered 45 to 97.)	53
Part IV.—Mills and Manufactures... ... ... (Embracing Returns numbered 98 to 114.)	137
Part V.—Production... ... ... (Embracing Returns numbered 115 to 122.)	151
Part VI.—Monetary and Financial ... ... (Embracing Returns numbered 123 to 148.)	175
Part VII.—Miscellaneous ... ... (Embracing Returns numbered 149 to 186.)	227

ALPHABETICAL INDEX TO CONTENTS.

	PAGE.
ACADEMY OF ART—NEW SOUTH WALES	20
ACCOUNTS—KEPT IN STERLING MONEY	206
AGRICULTURE—	
In each Police District	162
Decennial Return	161
ALE, BEER, AND PORTER, IMPORTED—DUTY ON	176
APPREHENSIONS BY THE POLICE	49
„ AND SUMMONSES, &c.	47
ARTILLERY GUNS	264
ASSESSMENTS ON RUNS	184
ASYLUMS—	
Benevolent	8
Destitute Children's	9—19
Lunatic	4—9
Government—(Infirm and Destitute)	8
Asylum for Imbeciles and Institution for Idiots ...	6—9
AUCTIONEERS' LICENSES—FEES	185
AUSTRALASIAN COLONIES—STATISTICAL RETURN SHOWING PROGRESS OF	.....
AUSTRALIAN MUSEUM	23
BACON IMPORTED—DUTY ON	176
BAGS AND SACKS IMPORTED—DUTY ON	176
BANKS—	
Liabilities, Assets, &c.—Abstracts of	209
Coin in	207
„ (Decennial Return)	208
Paper Currency in Circulation	208
Rates of Interest allowed by	207
New South Savings' Bank—Deposits, &c.	211
„ —Rates of Interest, &c. ...	211
Government Savings' Bank—Deposits, &c.	212
Course of Exchange	206
BATTERIES	264
BAY-VIEW HOUSE LUNATIC ASYLUM	7—9
BEER, &c., IMPORTED—DUTY ON	176
BENEVOLENT ASYLUMS	8
BIRTHS—	
In each Quarter of the Year	3
Decennial Return	3
Search Fees	193
BISCUITS, IMPORTED—DUTY ON	176
BLUE IMPORTED—DUTY ON...	176
BOATMEN—LICENSES...	186
BOILING-DOWN ESTABLISHMENTS	149
BONDED DISTILLERIES AND SUGAR-HOUSES—DUTIES ...	176
BONDED WAREHOUSES—CHARGES	178
BOROUGHS AND MUNICIPAL DISTRICTS—RECEIPTS AND EXPENDITURE	222
Electors and Voters	267
BRANDS—FEES ON REGISTRATION	195
BRANDY—	
Made in the Colony—(See "AGRICULTURE")... ...	161
Imported—Duty on	177
Colonial—Duty on	176
BUTTER AND CHEESE—	
Imported (Decennial Return)	113
Exported (Ditto)	113
CANDLES—MANUFACTURED DURING THE YEAR	147
„ „ (Decennial Return)	148
„ Imported—Duty on	176
CATTLE—	
Exported—Fees	203
Slaughtered for Tallow and Lard	149
„ (Decennial Return)...	150
CEMENT IMPORTED—DUTY ON	176
CHAPELS, &c.	16
CHARITABLE INSTITUTIONS	8
CHEESE IMPORTED—DUTY ON	176
CHURCHES, CHAPELS, &c.	16
CIGARS IMPORTED—DUTY ON	176
CITY NIGHT REFUGE AND SOUP KITCHEN	9
CIVIL JUSTICE...	256
CLOTHING—AVERAGE PRICES OF (DECENNIAL RETURN)...	13
COAL—	
Raised at the Mines and Value...	153
„ (Decennial Return) ...	154
Exported (Decennial Return)	117
COFFEE AND CHICORY IMPORTED—DUTY ON	176
COIN AND BULLION—	
In the Branch Royal Mint	207
In the Colonial Treasury	
In the Banks	
Exported	117
Issued at the Branch Royal Mint	214
COINS—IN CIRCULATION	208
COLLEGES	19
COLONIAL DISTILLED SPIRITS—DECENNIAL RETURN ...	150
COMFITS IMPORTED—DUTY ON	176
COMMITMENTS FOR TRIAL—	
Supreme and Circuit Courts	40
Courts of Quarter Sessions	41
CONFECTIONERY IMPORTED—DUTY ON	176
CONVICTIONS—	
In the Supreme and Circuit Courts	40
In the Courts of Quarter Sessions	41
Decennial Return	46
In the Magistrates' Courts—Offences and Punishments inflicted	47—49
CONVICTS—	
Executed	46
„ (Decennial Return)	46
Lunatics and Invalids	4—9
COPPER MINES	153
CORDAGE IMPORTED—DUTY ON	176
CORN FLOUR IMPORTED—DUTY ON	176
CRIME—	
Apprehensions and Summons Cases	47
Commitments, Convictions, &c., &c.—In the Supreme and Circuit Courts	40
Commitments, Convictions, &c., &c.—In Courts of Quarter Sessions	41
Convictions in Supreme and Circuit Courts and Courts of Quarter Sessions...	46
Executions	46
Indictments and Informations in the Supreme and Circuit Courts and Courts of Quarter Sessions...	48
Offences reported to the Police...	47
Summary Convictions—Offences and Punishments inflicted	47
Summary Table of Offences reported to the Police—Apprehensions, Convictions, and Acquittals ...	48
Gaols and Prisoners	24

	PAGE.
CROPS—LIENS ON	255
„ Fees for Registration	193
CUSTOMS CHARGES—(See "DUTIES")	176
DATES IMPORTED—DUTY ON	176
DAY SCHOOLS	18
DEAF AND DUMB AND BLIND INSTITUTION	9—19
DEATHS—	
In each Quarter of the Year	3
Decennial Return	3
Search Fees	193
DESTITUTE CHILDREN'S ASYLUM	9—19
DISEASES IN GAOLS	11
DISTILLING SPIRITS—LICENSES	185
DISTRICT COURTS CASES	257
DIVORCE AND MATRIMONIAL CAUSES COURT—FEES	200
„ Business done in	256
DOCK DUES	188
DOGS—REGISTRATION FEES	205
DOORS IMPORTED—DUTY ON	176
DRIED FRUITS IMPORTED—DUTY ON	176
DRUNKARDS PUNISHMENT ACT—FEES	204
DUES—	
Tonnage	186
Fitz Roy Dry Dock	188
DUTIES—	
On Goods Imported	176
Gold into Branch Royal Mint	178
Gold Exported	177
ECCLESIASTICAL RETURN	16
EDUCATION—	
Private Schools and Scholars in each Police District	18
Summary of Schools and Scholars, &c.	19
Decennial Return	19
Sunday Schools	17
„ (Decennial Return)	17
ELECTORAL RETURN	266
ELECTRIC TELEGRAPHS—TELEGRAMS, &c.	216
„ Scale of Charges	191
EMIGRATION SEAWARD	2
EXCHANGE—COURSE OF	206
EXECUTIONS—	
Religion, Age, &c. / Decennial Return	46
EXPENDITURE—	
Naval / Military / Volunteer Corps	221
EXPORTS—	
Gold—Duty on	177
Summary Tables	54
Seaward—Articles and Value	80
Decennial Return—(Distinguishing Countries to which Exported)	111
Decennial Return—(the Produce or Manufacture of the Colony, &c.)	111
Overland *vid* Albury	124
Corowa	126
Euston	130
Howlong	134
Maryland	135
Moama	128
Swan Hill Crossing	129
Tocumwall	134
Wentworth	132
Butter and Cheese—(Decennial Return)	113
Coal— (Ditto)	117
Gold and Coin— (Ditto)	117
Gold Dust and Coin, and Countries to which the same have been sent	117
Grain, &c.—(Decennial Return)	112
Hides and Leather—(Ditto)	115
Live Stock Seaward—(Ditto)	113
Salt Meat— (Ditto)	114
Tallow— (Ditto)	115
Timber— (Ditto)	116
Wool— (Ditto)	115

	PAGE.
FEES—	
Schedule of, taken in the various Public Offices	192
Colonial Secretary's Office	192
Lands Office	192
Supreme Court	196
Survey Office	192
Insolvency Court Office	201
District Courts Office	202
Court of Claims	192
Coroners	203
Government Printing Office	202
Registrar General's Office	193
Marine Board	187
Miscellaneous	203
FEES RECEIVED BY MASTER IN EQUITY, &c. (DECENNIAL RETURN)	258
FERRIES—DUES	187
FISH IMPORTED—DUTY ON	176
FISHERIES—DECENNIAL RETURN	118
FITZ ROY DRY DOCK—DUES, &c.	188
FREE PUBLIC LIBRARY	20
FRUITS IMPORTED—DUTY ON	176
GAOLS AND PRISONERS	24
Diseases in	11
GINGER IMPORTED—DUTY ON	176
GLADESVILLE—HOSPITAL FOR THE INSANE	4—9
GLEBE ISLAND ABATTOIRS—FEES	203
GOLD—	
Received by Escort from Gold Fields	152
„ (Decennial Return)	152
Duty on (Exported)	177
Imported into the Branch Royal Mint	214
„ Charges on	178
Coined at the Branch Royal Mint	214
Exported	117
Licenses to dig for	184
Miners' Rights Issued	259
GOLD-MINING MACHINERY	260
GOVERNMENT ASYLUMS FOR THE INFIRM AND DESTITUTE	8
GRAIN—	
Grown in the Colony—(See "AGRICULTURE")	161
Imported—(Decennial Return)	112
Exported— (Ditto)	112
Average Price— (Ditto)	13
Mills for Grinding and Dressing	138
„ (Decennial Return)	139
GUNS—ARTILLERY	264
HAMS IMPORTED—DUTY ON	176
HARBOUR AND LIGHT RATES	187
HARBOUR REMOVAL DUES	187
HAWKERS' AND PEDLERS' LICENSES	185
HIDES AND LEATHER—	
Imported (Decennial Return)	114
Exported (Ditto)	115
HOME INSTITUTION	9
HOPS IMPORTED—DUTY ON	176
HOSPITALS	8
HOSPITAL FOR THE INSANE, GLADESVILLE	4—9
HOUSE OF THE GOOD SHEPHERD	9
IMMIGRATION—	
Arrivals seaward	2
(Decennial Return)	4
Expense on account of, &c. (Decennial Return)	221
IMPORTS—	
Duty on	176
Summary Table	54
Seaward—Articles and Value	55
Decennial Return—(Distinguishing the Countries from whence Imported)	110
Overland *vid* Albury	123
Corowa	125
Euston	130
Howlong	134
Maryland	135
Moama	127
Swan Hill Crossing	129
Tocumwall	133
Wentworth	131

	PAGE.
IMPORTS (*continued*)—	
Live Stock—Seaward (Decennial Return)	113
Butter and Cheese (Ditto)	113
Grain, &c. (Ditto)	112
Hides and Leather (Ditto)	114
Salt Meat (Ditto)	114
Timber (Ditto)	116
IMPOUNDING—FEES	205
INDUSTRIAL SCHOOL FOR GIRLS	9—19
INSOLVENCIES—DECENNIAL RETURN	258
INSOLVENT ESTATES PROCEEDINGS—FEES TAKEN IN ...	201
INVALIDS	5—9
IRON IMPORTED—DUTY ON	176
IRON MINES	153
JAMS AND JELLIES IMPORTED—DUTY ON	176
KEROSENE SHALE MINES	153
LANDS—	
Sold	268
(Decennial Return)	271
Sold Conditionally since 1862	271
Set apart for public purposes	272
Fees on Grants of	192
Mortgages on	254
Registration Fees	193
Discharges of Mortgages on	254
Alienated	273
Unalienated	273
Average price per acre	275
Leased for Pastoral purposes (Decennial Return) ...	276
Revenue from, &c.	275
Crown Grants Registered	255
LARD—	
Made in each Police District, &c.	149
(Decennial Return)	150
LEATHER—	
Imported (Decennial Return)	114
Exported (Ditto)	115
LIBRARIES—PUBLIC	20
LICENSES—FOR VARIOUS PURPOSES—FEES ON	184
Issued to Publicans	262
LIENS—ON WOOL	254
„ Growing Crops	255
„ „ Registration Fees	193
LIVE STOCK—	
In each Police District	154
Decennial Return	160
Imported—Seaward (Decennial Return)	113
Exported—Seaward (Ditto)	113
Slaughtered for Tallow and Lard	149
„ „ (Decennial Return)	150
Mortgages on (Decennial Return)	238
Discharges of Mortgages on (Decennial Return) ...	239
Registration Fees on Mortgage...	193
LOCAL REVENUES	222
LUNATICS AND INVALIDS	4—9
LUNATIC RECEIVING-HOUSE, DARLINGHURST	7—9
MACHINERY USED IN GOLD-MINING	260
MAIZENA IMPORTED—DUTY ON	176
MALT IMPORTED—DUTY ON...	176
MANUFACTORIES, WORKS, &c.	140
„ „ (Decennial Return) ...	145
MANUFACTURES—	
Woollens	147
„ (Decennial Return)	147
Soap and Candles	147
„ (Decennial Return)	148
Tobacco	148
„ (Decennial Return)	148
Sugar from Cane grown in the Colony	148
Refined Sugar—(Decennial Return)	149
Tallow and Lard	149
„ (Decennial Return)...	150
Colonial Distilled Spirits—(Decennial Return) ...	150
MARINE BOARD—FEES	187
MARRIAGES—DECENNIAL RETURN...	3
Search Fees	193
MEASURES—	
In use	206
Examining, Comparing, and Stamping—Fees... ...	204
METEOROLOGY...	249
MILITARY—	
Forces	262
Expenditure	221
MILLS AND MANUFACTURES—CONTENTS	137
MILLS—	
For Grinding and Dressing Grain	138
Decennial Return	139
MINERS' RIGHTS AND BUSINESS LICENSES ISSUED ...	259
Fees	184
MINES	153
MINT, ROYAL BRANCH, SYDNEY—	
Gold in	207
Import of Gold into—Duty on...	178
Gold Received and Issued since 1855	214
Gold Received by Escort	152
Charges	178
MISCELLANEOUS—CONTENTS	227
MOLASSES AND TREACLE IMPORTED—DUTY ON	177
MONEY—	
Coin and Bullion	207
Paper Currency in Circulation	208
MONEY ORDERS—ISSUED AND PAID	219
Commission for Issuing	190
MORTGAGES—	
On Land (Decennial Return)	254
Live Stock (Ditto)	254
Discharges of (Ditto)	255
Registration Fees	193
MUNICIPALITIES—	
Sydney (City)	222
Other	223
MUSEUM—AUSTRALIAN	23
MUSTARD IMPORTED—DUTY ON	176
NAILS IMPORTED—DUTY ON	176
NAUTICAL SCHOOL SHIP "VERNON"	9–19
NAVAL BRIGADE	264
NAVAL EXPENDITURE	221
NUTS IMPORTED—DUTY ON...	176
OILMEN'S STORES IMPORTED—DUTY ON	176
OILS IMPORTED—DUTY ON	176
OPIUM IMPORTED—DUTY ON	176
ORPHAN SCHOOLS	9—19
PACKET LICENSES	185
PAINTS IMPORTED—DUTY ON	176
PAPER IMPORTED—DUTY ON	176
PARRAMATTA—LUNATIC ASYLUM	5—9
PAWNBROKERS' LICENSES—FEES	186
PEPPER IMPORTED—DUTY ON	176
PETTY SESSIONS—FEES	204
PILOTAGE AND LIGHT RATES	187
„ CERTIFICATES—FEES	187
POLICE OFFICES—FEES	204
POLITICAL FRANCHISE	266
POPULATION, EMIGRATION, &c.—CONTENTS	1

PAGE.

POPULATION ON 31ST DECEMBER 2
„ (Decennial Return) 2

POSTAGE RATES 189

POST OFFICES, AND LETTERS PASSING THROUGH SAME, &C.
(DECENNIAL RETURN) 218

POUNDKEEPERS' FEES 205

POWDER—
Blasting and Sporting—Imported Duty on 177
Storage of—Fees 203

PRESERVES IMPORTED—DUTY ON 177

PRISONERS IN GAOLS... 24

PRIVATE SCHOOLS ... ... 18—19

PRODUCTION—CONTENTS 151

PROTESTANT ORPHAN SCHOOL ... ... 9—19

PROVISIONS AND CLOTHING—AVERAGE PRICES OF
(DECENNIAL RETURN) 13

PUBLICANS—LICENSES ISSUED TO 262
„ FEES FOR ISSUING 185

PUBLIC WORSHIP 16

PUBLIC SCHOOLS, &C.... 19

PUBLIC WORKS 228

QUARANTINE—EXPENSE ON ACCOUNT OF 221

QUARTER SESSIONS CASES ... ... 41—48

RAGGED SCHOOLS 9

RAILWAYS—
Traffic during each Month of the Year 215
(Decennial Return) 216

RATES OF WAGES—AVERAGE (DECENNIAL RETURN) ... 12

REAL PROPERTY ACT—TRANSACTIONS UNDER 255
„ CROWN GRANTS REGISTERED ... 255
„ FEES 194

REFORMATORY AND INDUSTRIAL SCHOOLS ... ... 9—19

REGISTERED ELECTORS, &C. 266

RELIGION, EDUCATION, AND CRIME—CONTENTS 15

RICE IMPORTED—DUTY ON 177

ROADS TRUSTS 225

ROMAN CATHOLIC ORPHAN SCHOOL ... ... 9—19

ROPE IMPORTED—DUTY ON 177

RUM DISTILLED IN THE COLONY (DECENNIAL RETURN)... 150

RUNS FOR PASTORAL PURPOSES—RENTS AND ASSESSMENTS
OF 184

SAGO IMPORTED—DUTY ON 177

SALT AND SALTPETRE IMPORTED—DUTY ON 177

SALT MEAT—
Imported (Decennial Return) 114
Exported (Ditto) 114

SARSAPARILLA IMPORTED—DUTY ON 177

SASHES IMPORTED—DUTY ON 177

SCHOOLS—
Under Council of Education 19
Protestant Orphan School ... ... 9—19
Roman Catholic Orphan School ... ... 9—19
Nautical School Ship "Vernon" ... ... 9—19
Reformatory and Industrial Schools ... ... 9—19
Asylum for Destitute Children ... ... 9—19
Sydney Female School of Industry 9
Deaf and Dumb and Blind Institution ... ... 9—19
Ragged Schools 9
Summary of Schools, and Scholars and Receipts ... 19
Public 19
Denominational 19
Private ... ... 18—19
(Decennial Return) 19
Sunday 17
(Decennial Return) 17
Of Art, Public Libraries, &c... 21

PAGE.

SHEEPOWNERS—CONTRIBUTIONS PAYABLE BY 203

SHIPPING—
Inwards—Countries from whence arrived 119
Nationality of 120
Entered at Ports 120
(Decennial Return) 120
Outwards—Countries to which departed 121
Nationality of 122
Cleared at Ports 122
(Decennial Return) 122
Engaged in the Fisheries—(Decennial Return) ... 118
Built and Registered—Number, Tonnage, and Description 123
(Decennial Return) 123

SHIPPING MASTERS—ENGAGEMENT AND DISCHARGE OF
CREWS—CHARGES 188

SHOT IMPORTED—DUTY ON 177

SHUTTERS IMPORTED—DUTY ON 177

SLAUGHTER-HOUSES—INSPECTION FEE 203

SOAP—
Manufactured during the Year... 147
(Decennial Return) 148

SODA CRYSTALS IMPORTED—DUTY ON 177

SPICES IMPORTED—DUTY ON 177

SPIRIT MERCHANTS—REGISTRATION FEES... 185

SPIRITS—
Imported—Duty on 177
Brandy made in the Colony—(See "AGRICULTURE") 161
Colonial Distilled—(Decennial Return) 150
Colonial Brandy—Duty on 176
Licenses to distil, and for rectifying and compounding 185

ST. ANDREW'S COLLEGE 19

ST. PAUL'S COLLEGE 19

ST. JOHN'S COLLEGE 19

STARCH IMPORTED—DUTY ON 177

STATISTICAL VIEW OF THE COLONY FROM EARLIEST PERIOD .....

SUCCADES IMPORTED—DUTY ON 177

SUGAR—
Made in the Colony, and number of Manufactories ... 148
Imported—Duty on 177
Refined—(Decennial Return) 149

SUGAR-CANE GROWN IN THE COLONY (See "AGRICULTURE") 161

SUICIDES—
In each Month of the Year 10
(Decennial Return) 10

SUMMARY JURISDICTION ... ... 47—49

SUNDAY SCHOOLS—
Of each Denomination 17
(Decennial Return) 17

SUPREME AND CIRCUIT COURTS—
Criminal Cases ... ... 46—48
Civil Cases 256
Fees 196

SYDNEY FEMALE SCHOOL OF INDUSTRY 9

SYDNEY FEMALE REFUGE 9

SYDNEY GRAMMAR SCHOOL 19

SYDNEY SAILORS' HOME 9

TALLOW—
Exported (Decennial Return) 115
Made in each Police District, &c. 149
(Decennial Return) 150

TAXES, DUTIES, &C. 176

TEA, IMPORTED—DUTY ON 177

TELEGRAMS 216
Charges for Transmission 191

	PAGE.
TIMBER—	
Imported (Decennial Return)	116
„ Duty on	177
Exported (Decennial Return)	116
Licenses to cut	185
TIN MINES	153
TOBACCO—	
Imported—Duty on	177
Manufactured during the Year...	148
(Decennial Return)	148
Grown in the Colony—(See "AGRICULTURE") ...	161
TOLLS—FEES	186
TONNAGE DUTY	186
TOWN ALLOTMENTS—(See "LAND SALES")	268
TRADE AND COMMERCE—CONTENTS	53
TRADE MARKS—REGISTRATION FEES	195
TREACLE AND MOLASSES IMPORTED—DUTY ON	177
TURPENTINE IMPORTED—DUTY ON...	177
UNIVERSITY OF SYDNEY	19
VACCINATION	265
VARNISH IMPORTED—DUTY ON	177
"VERNON"—NAUTICAL SCHOOL SHIP	9—19
VESSELS—(See "SHIPPING")	119
VINEGAR IMPORTED—DUTY ON	177
VINEYARDS—(See "AGRICULTURE")	161
VOLUNTEER CORPS AND COMPANIES	263
„ NAVAL BRIGADE	264
„ „ EXPENSE ON ACCOUNT OF ...	221
WAGES—AVERAGE RATES OF (DECENNIAL RETURN) ...	12
WAREHOUSES, BONDED—DUTY ON	178
WATERWORKS...	222–248
WEIGHTS IN USE	206
„ COMPARING AND STAMPING—FEES ...	204
WHALE FISHERIES—(DECENNIAL RETURN)	118
WHARFAGE RATES	178
WINE—	
Imported—Duty on	177
Made in the Colony—(See "AGRICULTURE")... ...	161
WINE, CIDER, AND PERRY—LICENSE FEES	177
WOOL—	
Exported (Decennial Return)	115
Liens on (Ditto)	254
Registration Fees	193
WOOLLENS—	
Manufactured	147
(Decennial Return)...	147
WOOLPACKS IMPORTED—DUTY ON	177

STATISTICAL REGISTER

OF

NEW SOUTH WALES,

1875.

PART I.

POPULATION, IMMIGRATION, VITAL STATISTICS, &c.

CONTENTS.

Number of Return.		Page.
1	Population on 31 December...	2
2	„ (Decennial Return)	2
3	Marriages—(Decennial Return)	3
4	Births and Deaths—for each Quarter of the Year	3
5	„ „ (Decennial Return)	3
6	Immigration—(Decennial Return)	4
7	The Hospital for the Insane, Gladesville	4
8	Free Lunatics—Parramatta...	5
9	Convict Lunatics and Invalids—Parramatta	5
10	Lunatic Asylum for Imbeciles and Institution for Idiots, Newcastle	6
11	Lunatic Receiving House, Darlinghurst	7
12	Bay View House Lunatic Asylum, Cook's River Road	7
13	Charitable Institutions	8
14	Suicides—Distinguishing modes of Death and Number in each Month	10
15	„ (Decennial Return)	10
16	Diseases in the several Gaols	11
17	Diseases in Police Gaols	11
18	Average Rates of Wages—(Decennial Return)	12
19	Average Prices of Provisions and Clothing—(Decennial Return)	13

POPULATION.

No. 1.—RETURN of the INCREASE and DECREASE of the POPULATION of the Colony, from the 1st of January to the 31st of December, 1875, and of the total Number on the latter date.

	Males.		Females.		Total.	General Total.
IMMIGRATION AND BIRTHS—						
Increase by Immigration (Seaward)	[a]23,003		7,964		30,967	
Births...	11,380		11,148		22,528	
TOTAL INCREASE	.....	34,383	.....	19,112	.....	53,495
EMIGRATION AND DEATHS—						
Decrease by Departure (Seaward)	[b]15,124		5,226		20,350	
Deaths	6,245		4,526		10,771	
TOTAL DECREASE	.....	21,369	.....	9,752	.....	31,121
NET INCREASE	.....	13,014	.....	9,360	.....	22,374
Estimated Population on 31st December, 1874 ...	.....	321,447	.....	262,831	.....	584,278
Estimated Population on 31st December, 1875 ...	.....	334,461	.....	272,191	.....	606,652

[a] Includes 625 Chinese

[b] Includes 1,209 Chinese.

N.B.—There are no means of ascertaining the overland migration between New South Wales and the neighbouring Colonies.

No. 2.—DECENNIAL RETURN of the POPULATION of the Colony.

Year.	Estimated Population on 31st December.			Year.	Estimated Population on 31st December.		
	Males.	Females.	Total.		Males.	Females.	Total.
1866	239,820	191,592	431,412	1871	284,151	235,031	519,182
1867	248,512	199,108	447,620	1872	295,680	243,510	539,190
1868	260,414	206,351	466,765	1873	307,329	252,946	560,275
1869	271,005	214,351	485,356	1874	321,447	262,831	584,278
1870	280,350	222,511	502,861	1875	334,461	272,191	606,652

MARRIAGES.

No. 3.—DECENNIAL RETURN of the Number of MARRIAGES registered in the Colony.

DENOMINATION.	1866.	1867.	1868.	1869.	1870.	1871.	1872.	1873.	1874.	1875.
	No.	No.	No.	No.	No.	No.	No.	No.	No.	No.
Church of England	856	832	1,024	1,018	1,159	1,232	1,381	1,547	1,572	1,618
Roman Catholic...	873	881	912	901	908	885	836	992	837	953
Presbyterian	856	767	698	663	548	648	827	914	886	906
Wesleyan Methodist	349	303	333	313	363	364	397	462	518	502
Primitive Methodist	49	49	51	58	70	60	73	60	60	93
Congregationalist	90	100	96	106	82	99	148	164	180	186
Baptist	49	38	21	25	37	30	51	44	52	46
Unitarian	1	2	2	4	3	4	3	3	1	1
Hebrew	13	9	13	13	4	10	6	10	10	11
Protestant Episcopal	.....	.....	.....	.....	.....	.....	.....	2	5	16
Christian Israelite	2	.....	.....	.....	.....	.....	.....	.....	.....	.....
Free Church of England ...	45	186	350	446	451	395	.....	.....	.....	.....
German Evangelical	1	3	2	2	7	4	9	7	14	17
Christians	.....	.....	1	6	1	3	3	.....	.....	4
Free Gospel Church	.....	.....	.....	1	.....	.....	.....	.....	.....	.....
Free Christian Church	.....	.....	.....	.....	.....	.....	.....	.....	.....	2
Registrars' Offices	278	256	233	243	215	219	191	179	208	250
TOTALS	3,462	3,426	3,736	3,799	3,848	3,953	3,925	4,384	4,343	4,605

BIRTHS AND DEATHS.

No. 4.—RETURN of the Number of BIRTHS and DEATHS of both Sexes, registered in the Colony during each Quarter of the year 1875.

Quarter ending—	Births.			Quarter ending—	Deaths.		
	Males.	Females.	Total.		Males.	Females.	Total.
31 March	2,707	2,619	5,326	31 March	1,829	1,353	3,182
30 June	2,881	2,830	5,711	30 June	1,579	1,192	2,771
30 September ...	3,009	2,855	5,864	30 September ...	1,405	904	2,309
31 December ...	2,783	2,844	5,627	31 December ...	1,432	1,077	2,509
TOTAL ...	11,380	11,148	22,528	TOTAL ...	6,245	4,526	10,771

No. 5.—DECENNIAL RETURN of BIRTHS and DEATHS registered in the Colony.

Year.	Births.			Year.	Deaths.		
	Males.	Females.	Total.		Males.	Females.	Total.
1866	8,833	8,117	16,950	1866	4,396	2,965	7,361
1867	9,357	8,960	18,317	1867	5,122	3,509	8,631
1868	9,557	8,928	18,485	1868	4,279	2,946	7,225
1869	9,872	9,371	19,243	1869	3,972	2,719	6,691
1870	10,009	9,639	19,648	1870	4,009	2,549	6,558
1871	10,326	9,817	20,143	1871	3,882	2,525	6,407
1872	10,276	9,974	20,250	1872	4,442	3,026	7,468
1873	10,952	10,492	21,444	1873	4,599	3,012	7,611
1874	11,323	10,855	22,178	1874	5,022	3,630	8,652
1875	11,380	11,148	22,528	1875	6,245	4,526	10,771

IMMIGRATION.

No. 6.—DECENNIAL RETURN of the Number of IMMIGRANTS who arrived in the Colony from the United Kingdom.

Year.	Immigrants at the Public Expense.							Immigrants at their own Expense..							Total Number of Immigrants arrived.					Religion of Immigrants at the Public Expense.			Native Countries of Immigrants at the Public Expense.			
	Adults.			Children.			Total.	Adults.			Children.			Total.	Adults.			Children.	General Total.	Protestant.	Roman Catholics.	Other Religions.	England and Wales.	Scotland.	Ireland.	Other Countries.
	Male.	Female.	Total.	Male.	Female.	Total.		Male.	Female.	Total.	Male.	Female.	Total.		Male.	Female.	Total.									
1866 ...	501	543	1,044	92	68	160	1,204	332	219	551	51	46	97	648	833	762	1,595	257	1,852	369	830	5	190	64	937	13
1867 ...	385	435	820	66	58	124	944	547	493	1,040	117	78	195	1,235	932	928	1,860	319	2,179	302	642	.....	123	57	759	5
1868 ...	183	215	398	41	31	72	470	393	253	646	51	56	107	753	576	468	1,044	179	1,223	187	282	1	99	41	324	6
*1869 ...	...	...	...	...	...	...	*47	...	...	...	...	...	...	.....	412	263	675	102	777	.....	.....	.....	.....	.....	.....	.....
1870 ...	...	...	...	...	...	...	...	...	...	...	...	...	...	.....	474	348	822	198	1,020	.....	.....	.....	.....	.....	.....	.....
1871 ...	28	299	327	15	15	30	357	376	248	624	68	63	131	755	404	547	951	161	1,112	281	76	.....	259	10	75	13
1872 ...	25	271	296	16	14	30	326	248	172	420	51	45	96	516	273	443	716	126	842	261	65	.....	240	70	7	9
1873 ...	13	119	132	3	5	8	140	518	238	756	77	60	137	893	531	357	888	145	1,033	108	32	.....	104	2	34	.....
1874 ...	427	411	838	109	133	242	1,080	342	218	560	32	13	45	605	769	629	1,398	287	1,685	721	359	.....	533	108	433	6
1875 ...	395	324	719	135	119	254	973	299	166	465	33	35	68	533	694	490	1,184	322	1,506	675	298	.....	494	163	306	10

* 1869—The Government Immigration Regulations were cancelled in 1867; immigration therefore in fact ceased in 1868, but at the commencement of 1869, 47 individuals arrived, being those who failed to avail themselves of their embarkation orders in the early part of 1868.

NOTE.—1875—The total number of persons arriving in the Colony was 30,967. This number includes *Intercolonial* as well as *Foreign* arrivals.

THE HOSPITAL FOR THE INSANE, GLADESVILLE.

No. 7.—RETURN showing the Admissions, Re-admissions, Discharges, Deaths, &c., of PATIENTS in the HOSPITAL FOR THE INSANE, GLADESVILLE, during the Year 1875.

In the Hospital on 31 December, 1874.			Admissions in the Year 1875.									Total Number of Patients under care.			Patients discharged, died, and escaped.																		Remaining in the Hospital on 31 December, 1875.			Average numbers resident during the Year 1875.			Percentage of Recoveries on Admissions during the Year 1875.			Percentage of Patients relieved during the Year 1875.			Percentage of Deaths on average numbers resident.		
			Admitted for the first time.			Re-admitted.			Total.						Discharged recovered.			Discharged relieved.			Removed not improved.			Died.			Escaped and not recaptured within 14 days.			Total Number discharged, died, and escaped.																	
M.	F.	Total.	M.	F.	Total.	M.	F.	Total.	M.	F.	Total.	M.	F.	Total.	M.	F.	Total.	M.	F.	Total.	M.	F.	Total.	M.	F.	Total.	M.	F.	Total.	M.	F.	Total.	M.	F.	Total.	M.	F.	Total.	M.	F.	Total.	M.	F.	Total.	M.	F.	Total.
304	247	551	178	114	292	25	20	45	203	134	337	507	381	888	44	53	97	7	5	12	56	34	90	37	10	47	...	...	.....	144	102	246	363	279	642	327	264	591	21·67	39·55	28·78	3·44	3·73	3·56	11·31	3·78	7·95

Native Countries of the Patients.										Ages of the Patients.															
British-born.		Colonial-born.		Foreign-born.		Total.			10 to 20 years.		20 to 30 years.		30 to 40 years.		40 to 50 years.		50 to 60 years.		60 years and upwards		Total.				
M.	F.	M.	F.	M.	F.	M.	F.	Total.	M.	F.	M.	F.	M.	F.	M.	F.	M.	F.	M.	F.	M.	F.	M.	F.	Total.
336	280	110	91	61	10	507	381	888	21	26	92	83	158	99	116	80	65	64	55	29	507	381	888		

FREE LUNATICS, PARRAMATTA.

No. 8.—RETURN showing the Admissions, Re-admissions, Discharges, Deaths, &c., of PATIENTS in the FREE LUNATIC ASYLUM, PARRAMATTA, during the Year 1875.

In the Asylum on 31 December, 1874.				Admissions in the year 1875.									Total Number of Patients under care.			Patients discharged, died, and escaped.																		Remaining in the Asylum on 31 December, 1875.			Average numbers resident during the Year 1875.			Percentage of Recoveries on Admissions during the Year 1875.			Percentage of Patients relieved during the Year 1875.			Percentage of Deaths on average numbers resident.		
				Admitted for the first time.			Re-admitted.			Total.						Discharged recovered.			Discharged relieved.			Removed, not improved.			Died.			Escaped and not recaptured within 14 days.			Total number discharged, died, and escaped.																	
	M.	F.	Total.	M.	F.	Total.	M.	F.	Total.	M.	F.	Total.	M.	F.	Total.	M.	F.	Total.	M.	F.	Total.	M.	F.	Total.	M.	F.	Total.	M.	F.	Total.	M.	F.	Total.	M.	F.	Total.	M.	F.	Total.	M.	F.	Total.	M.	F.	Total.	M.	F.	Total.
Lunatics	525	200	725	39	20	59	2	2	4	41	22	63	566	222	788	5	1	6	1	1	2	...	...	...	29	11	40	...	...	...	35	13	48	531	209	740	530	204	734	12	4·54	9·52	2·44	4·54	3·17	5·47	5	5·39
Invalids	...	...	...	...	...	...	...	...	...	...	...	...	...	...	...	...	...	...	...	...	...	...	...	...	...	...	...	...	...	...	...	...	...	...	...	...	...	...	...	...	...	...	...	...	...
Total	525	200	725	39	20	59	2	2	4	41	22	63	566	222	788	5	1	6	1	1	2	...	...	...	29	11	40	...	...	...	35	13	48	531	209	740	530	204	734	12	5	9	2	5	7	5½	5	5½

	Native Countries of the Patients.									Ages of the Patients.												
	British-born.		Colonial-born.		Foreign-born.		Total.			10 to 20 years.		20 to 30 years.		30 to 40 years.		40 to 50 years.		50 to 60 years.		60 years and upwards.		Total.		
	M.	F.	M.	F.	M.	F.	M.	F.	Total.	M.	F.	M.	F.	M.	F.	M.	F.	M.	F.	M.	F.	M.	F.	Total.
Lunatics	406	186	65	30	95	6	566	222	788	.....	.....	40	14	174	49	176	76	86	61	90	22	566	222	788
Invalids	.....	.....	.....	.....	.....	.....	.....	.....	.....	.....	.....	.....	.....	.....	.....	.....	.....	.....	.....	.....	.....	.....	.....	.....
Total	406	186	65	30	95	6	566	222	788	.....	.....	40	14	174	49	176	76	86	61	90	22	566	222	788

CONVICT LUNATICS AND INVALIDS, PARRAMATTA.

No. 9.—RETURN showing the Admissions, Re-admissions, Discharges, Deaths, &c., of PATIENTS in the CONVICT LUNATIC AND INVALID ESTABLISHMENT, PARRAMATTA, during the Year 1875.

In the Asylum on 31 December, 1874.				Admissions in the Year 1875.									Total Number of Patients under care.			Patients discharged, died, and escaped.																		Remaining in the Establishment on 31 December, 1875.			Average numbers resident during the Year 1875.			Percentage of Recoveries on Admissions during the Year 1875.			Percentage of Patients relieved during the Year 1875.			Percentage of Deaths on average numbers resident.		
				Admitted for the first time.			Re-admitted.			Total.						Discharged recovered.			Discharged relieved.			Removed, not improved.			Died.			Escaped and not recaptured within 14 days.			Total number discharged, died, and escaped.																	
	M.	F.	Total.	M.	F.	Total.	M.	F.	Total.	M.	F.	Total.	M.	F.	Total.	M.	F.	Total.	M	F.	Total.	M.	F.	Total.	M.	F.	Total.	M.	F.	Total.	M.	F.	Total.	M.	F.	Total.	M.	F.	Total.	M.	F.	Total.	M.	F.	Total.	M.	F.	Total.
Lunatics	27	7	34	...	...	...	...	...	...	...	...	...	27	7	34	...	...	...	...	...	...	...	...	...	4	...	4	...	...	...	4	...	4	23	7	30	26	7	33	...	...	...	...	...	...	15·38	...	12·11
Invalids	...	...	...	...	...	...	...	...	...	...	...	...	...	...	...	...	...	...	...	...	...	...	...	...	...	...	...	...	...	...	...	...	...	...	...	...	...	...	...	...	...	...	...	...	...
TOTAL	27	7	34	...	...	...	...	...	...	...	...	...	27	7	34	...	...	...	...	...	...	...	...	...	4	...	4	...	...	...	4	...	4	23	7	30	26	7	33	...	...	...	...	...	...	15	...	12

	Native Countries of the Patients.									Ages of the Patients.												
	British-born.		Colonial-born.		Foreign-born.		Total.			10 to 20 years.		20 to 30 years.		30 to 40 years.		40 to 50 years.		50 to 60 years.		60 years and upwards.		Total.		
	M.	F.	M.	F.	M.	F.	M.	F.	Total.	M.	F.	M.	F.	M.	F.	M.	F.	M.	F.	M.	F.	M.	F.	Total.
Lunatics...	26	7	.....	.....	1	.....	27	7	34	.....	.....	.....	.....	.....	.....	.....	.....	17	.....	10	7	27	7	34
Invalids	.....	.....	.....	.....	.....	.....	.....	.....	.....	.....	.....	.....	.....	.....	.....	.....	.....	.....	.....	.....	.....	.....	.....	.....
TOTAL	26	7	.....	.....	1	.....	27	7	34	.....	.....	.....	.....	.....	.....	.....	.....	17	.....	10	7	27	7	34

LUNATIC ASYLUM FOR IMBECILES AND INSTITUTION FOR IDIOTS, NEWCASTLE.

(Opened for the reception of Patients on the 6th October, 1871.)

No. 10.—RETURN showing the Admissions, Re-admissions, Discharges, Deaths, &c., of IMBECILES AND IDIOTS in the INSTITUTION AT NEWCASTLE, during the year 1875.

In the Asylum on 31 December, 1874.			Admissions in the Year 1875.									Total Number of Patients under care.			Patients discharged, died, and escaped.															Remaining in the Institution on 31 Dec., 1875.			Average numbers resident during the Year 1875.			Percentage of Recoveries on Admissions during the Year 1875.			Percentage of Patients relieved during the Year 1875.			Percentage of Deaths on average numbers resident.		
			Admitted for the first time.			Re-admitted.			Total.						Discharged recovered.			Discharged relieved.			Removed not improved.			Died.			Escaped and not recaptured within 14 days.			Total Number discharged, died, and escaped.																	
M.	F.	Total.	M.	F.	Total.	M.	F.	Total.	M.	F.	Total.	M.	F.	Total.	M.	F.	Total.	M.	F.	Total.	M.	F.	Total.	M.	F.	Total.	M.	F.	Total.	M.	F.	Total.	M.	F.	Total.	M.	F.	Total.	M.	F.	Total.	M.	F.	Total.
115	49	164	24	9	33	1	...	1	25	9	34	140	58	198	...	...	...	2	...	2	1	1	2	16	4	20	...	...	...	19	5	24	121	53	174	116	48	164	...	...	...	8	...	6	13·79	8·33	12·19

Native Countries of the Patients.									Ages of the Patients.															
British-born.		Colonial-born.		Foreign-born.		Total.			10 to 20 years.		20 to 30 years.		30 to 40 years.		40 to 50 years.		50 to 60 years.		60 years and upwards.		Total.			
M.	F.	M.	F.	M.	F.	M.	F.	Total.	M.	F.	M.	F.	M.	F.	M.	F.	M.	F.	M.	F.	M.	F.	M.	F.	Total.
51	12	81	46	8	.....	140	58	198	64	31	29	18	15	3	12	2	13	.....	7	4	140	58	198	

NOTE.—Of the 33 admissions 7 were original admissions and 26 were transferred from other Institutions for the Insane.

LUNATIC RECEIVING-HOUSE, DARLINGHURST.

No. 11.—RETURN showing the Admissions, Re-admissions, Discharges, Deaths, &c., of PATIENTS in the LUNATIC RECEIVING-HOUSE, DARLINGHURST, during the Year 1875.

In the Asylum on 31 December, 1874.			Admissions in the Year 1875.									Total number of Patients under care.			Patients discharged, died, and escaped.															Remaining in the Asylum on 31 December, 1875.			Average numbers resident during the Year 1875.			Percentage of Recoveries on Admissions during the Year 1875.			Percentage of Patients relieved during the Year 1875.			Percentage of Deaths on average numbers resident.		
			Admitted for the first time.			Re-admitted.			Total.						Discharged recovered.			Discharged relieved.			Removed not improved.			Died.			Escaped and not recaptured within 14 days.			Total number discharged, died, and escaped.															
M.	F.	Total.	M.	F.	Total.	M.	F.	Total.	M.	F.	Total.	M.	F.	Total.	M.	F.	Total.	M.	F.	Total.	M.	F.	Total.	M.	F.	Total.	M.	F.	Total.	M.	F.	Total.	M.	F.	Total.	M.	F.	Total.	M.	F.	Total.	M.	F.	Total.
6	...	6	176	95	271	13	11	24	189	106	295	195	106	301	21	6	27	13	7	20	154	87	241	3	...	3	...	...	...	191	100	291	4	6	10	4	3	7	11·	5·66	9·	6·87	6·60	6·77	75·	...	43·33

Native Countries of the Patients.									Ages of the Patients.															
British-born.		Colonial-born.		Foreign-born.		Total.			10 to 20 years.		20 to 30 years.		30 to 40 years.		40 to 50 years.		50 to 60 years.		60 years and upwards.		Total.			
M.	F.	M.	F.	M.	F.	M.	F.	Total.	M.	F.	M.	F.	M.	F.	M.	F.	M.	F.	M.	F.	M.	F.	Total.
135	68	41	33	19	5	195	106	301	8	3	34	29	75	29	48	24	11	13	19	8	195	106	301

BAY-VIEW HOUSE LUNATIC ASYLUM, COOK'S RIVER ROAD.

No. 12.—RETURN showing the Admissions, Re-admissions, Discharges, Deaths, &c., of PATIENTS in the BAY-VIEW HOUSE ASYLUM, COOK'S RIVER ROAD, during the Year 1875.

In the Asylum on 31 December, 1874.			Admissions in the Year 1875.									Total number of Patients under care.			Patients discharged, died, and escaped.															Remaining in the Asylum on 31 December, 1875.			Average numbers resident during the Year 1875.			Percentage of Recoveries on Admissions during the Year 1875.			Percentage of Patients relieved during the Year 1875.			Percentage of Deaths on average numbers resident.		
			Admitted for the first time.			Re-admitted.			Total.						Discharged recovered.			Discharged relieved.			Removed not improved.			Died.			Escaped and not recaptured within 14 days.			Total number discharged, died, and escaped.															
M.	F.	Total.	M.	F.	Total.	M.	F.	Total.	M.	F.	Total.	M.	F.	Total.	M.	F.	Total.	M.	F.	Total.	M.	F.	Total.	M.	F.	Total.	M.	F.	Total.	M.	F.	Total.	M.	F.	Total.	M.	F.	Total.	M.	F.	Total.	M.	F.	Total.
8	106	114	2	9	11	1	...	1	3	9	12	11	115	126	2	1	3	...	1	1	2	1	3	...	8	8	...	...	...	4	11	15	7	104	111	7	104	111	66·66	11·11	25·	...	11	8·33	...	7·69	7·2

Native Countries of the Patients.									Ages of the Patients.															
British-born.		Colonial-born.		Foreign-born.		Total.			10 to 20 years.		20 to 30 years.		30 to 40 years.		40 to 50 years.		50 to 60 years.		60 years and upwards.		Total.			
M.	F.	M.	F.	M.	F.	M.	F.	Total.	M.	F.	M.	F.	M.	F.	M.	F.	M.	F.	M.	F.	M.	F.	Total.
6	92	5	23	...	...	11	115	126	...	...	5	15	1	40	4	27	1	19	...	*7 *7	11	115	12

NOTE.—This Return includes 108 Government incurable patients under treatment,—of which number 8 died.

*Ages not known.

CHARITABLE INSTITUTIONS.

No. 13.—RETURN showing the Number of CHARITABLE INSTITUTIONS in the Colony in the Year 1875, as well as the Number of Persons Admitted, Discharged, Died, &c.; also the Receipts and Disbursements during the same period.

INSTITUTIONS.	In the Establishment on 31 Dec., 1874.			Admitted during the Year 1875.			Discharged, &c., during the Year 1875.			Died during the Year 1875.			Remaining in the Establishment on 31 Dec., 1875.			Paupers receiving out-door Relief during the Year 1875.			Receipts during the Year 1875.			Disbursements during the Year 1875.
	M.	F.	Total.	M.	F.	Total.	M.	F.	Total.	M.	F.	Total.	M.	F.	Total.	M.	F.	Total.	From Government.	From Voluntary Contributions.	Total.	
																			£ s. d.	£ s. d.	£ s. d.	£ s. d.
HOSPITALS—																						
Sydney Infirmary and Dispensary	126	64	190	1,673	778	2,451	1,438	696	2,134	225	83	308	136	63	199	3,677	2,544	6,221	9 156 1 11	3,341 1 0	12,497 2 11	12,035 2 8
St. Vincent's (Sydney)	19	18	37	189	133	322	161	121	282	25	15	40	22	15	37	424	872	1,296	.....	1,429 19 10	1,429 19 10	1,475 5 11
Adelong (closed)	...	...	.....	...	...	.....	...	...	.....	...	...	.....	...	...	.....	...	...	.....	.....	.....	.....	.....
Albury	8	1	9	120	20	140	111	16	127	9	2	11	8	3	11	19	13	32	500 0 0	645 5 5	1,145 5 5	1,114 11 4
Araluen (no return)	...	...	.....	...	...	.....	...	...	.....	...	...	.....	...	...	.....	...	...	.....	.....	.....	.....	.....
Armidale and New England	9	1	10	93	11	104	75	9	84	18	2	20	9	1	10	...	...	.....	359 2 11	274 7 5	633 10 4	943 10 5
Bathurst	25	...	25	172	38	210	151	30	181	24	4	28	22	4	26	14	7	21	656 5 1	764 13 8	1,420 18 9	941 9 10
Bourke (closed from June)	4	...	4	18	...	18	22	...	22	...	...	.....	...	...	.....	...	...	.....	125 0 0	149 6 4	274 6 4	384 14 8
Braidwood	2	1	3	24	12	36	22	13	35	1	...	1	3	...	3	...	...	.....	100 0 0	258 13 4	358 13 4	312 6 6
Carcoar	4	...	4	78	11	89	69	10	79	7	...	7	6	1	7	6	1	7	100 0 0	302 7 11	402 7 11	441 10 9
Cooma	3	...	3	9	3	12	10	3	13	2	...	2	...	...	.....	2	2	4	95 9 10	134 16 4	230 6 2	205 7 3
Deniliquin	13	1	14	110	10	120	101	10	111	8	1	9	14	...	14	139	28	167	416 8 6	507 2 8	923 11 2	978 5 4
Dubbo	10	...	10	85	13	98	77	10	87	9	1	10	9	2	11	16	2	18	365 18 8	289 14 11	655 13 7	723 13 10
Forbes	6	...	6	66	3	69	61	3	64	7	...	7	4	...	4	...	...	.....	358 3 1	335 0 10	693 3 11	728 7 10
Goulburn	3	1	4	59	18	77	48	18	66	11	1	12	3	...	3	6	2	8	532 13 1	366 14 11	899 8 0	701 14 11
Grafton	3	...	3	54	5	59	50	5	55	4	...	4	3	...	3	...	...	.....	117 13 11	295 0 8	412 14 7	539 9 2
Grenfell (closed at the end of January)	...	...	.....	...	...	.....	...	...	.....	...	...	.....	...	...	.....	...	...	.....	43 12 6	35 3 3	78 15 9	27 13 2
Gulgong	6	...	6	72	13	85	64	12	76	11	1	12	3	...	3	14	12	26	282 17 1	308 13 6	591 10 7	759 13 8
Gundagai	1	...	1	41	9	50	31	7	38	7	2	9	4	...	4	...	1	1	200 0 0	224 1 0	424 1 0	427 16 11
Hay	14	...	14	153	...	153	131	...	131	14	...	14	22	...	22	...	...	.....	250 0 0	929 4 1	1,179 4 1	1,163 7 0
Hill End	2	1	3	32	7	39	23	5	28	4	2	6	7	1	8	...	1	1	288 15 11	198 16 10	487 12 9	353 6 10
Maitland	12	4	16	123	48	171	119	41	160	10	4	14	6	7	13	81	45	126	786 18 9	536 4 3	1,323 3 0	853 3 2
Mudgee (last year's return)	15	1	16	87	4	91	86	3	89	4	1	5	12	1	13	5	2	7	150 0 0	387 18 4	537 18 4	686 5 4
Murrurundi	3	1	4	77	8	85	75	9	84	5	...	5	...	...	.....	...	...	.....	176 16 2	278 10 7	455 6 9	358 17 10
Muswellbrook	1	...	1	50	14	64	43	13	56	3	...	3	5	1	6	2	...	2	107 7 8	158 9 2	265 16 10	264 8 4
Narrabri	5	...	5	51	2	53	44	2	46	4	...	4	8	...	8	...	...	.....	200 0 0	415 0 7	615 0 7	431 18 7
Newcastle	15	...	15	185	26	211	163	23	186	20	2	22	17	1	18	...	...	.....	350 5 9	585 3 5	935 9 2	1,113 9 1
Orange	5	...	5	84	13	97	70	10	80	10	2	12	9	1	10	...	...	.....	543 5 6	458 0 4	1,001 5 10	967 9 3
Parramatta	3	2	5	50	18	68	40	14	54	3	4	7	10	2	12	...	...	.....	152 18 10	279 17 4	432 16 2	470 6 1
Penrith (closed)	...	...	.....	...	...	.....	...	...	.....	...	...	.....	...	...	.....	...	...	.....	.....	.....	.....	.....
Port Macquarie (closed)	...	...	.....	...	...	.....	...	...	.....	...	...	.....	...	...	.....	...	...	.....	.....	.....	.....	.....
Port Stephens	...	1	1	1	...	1	...	...	.....	1	1	2	...	...	.....	10	10	20*	5 0 0	5 0 0	10 0 0	59 10 1
Queanbeyan	4	1	5	17	8	25	17	9	26	3	...	3	1	...	1	...	...	.....	155 19 4	176 3 1	332 2 5	311 1 1
Scone	6	2	8	40	7	47	36	9	45	5	...	5	5	...	5	4	1	5	183 12 3	213 15 8	397 7 11	422 7 2
Sofala	...	...	.....	6	...	6	4	...	4	2	...	2	...	...	.....	...	...	.....	42 17 6	48 12 0	91 9 6	105 11 2½
Tamworth	3	2	5	91	7	98	79	9	88	5	...	5	10	...	10	9	1	10	249 3 0	221 4 5	470 7 5	643 15 3
Tenterfield	1	...	1	14	1	15	11	1	12	4	...	4	...	...	.....	...	...	.....	88 13 11	63 5 0	151 18 11	219 17 9
Warialda (closed)	...	...	.....	...	...	.....	...	...	.....	...	...	.....	...	...	.....	...	...	.....	.....	.....	.....	.....
Wellington	1	1	2	29	2	31	24	1	25	5	...	5	1	2	3	...	...	.....	165 4 1	92 4 0	257 8 1	268 15 8
Windsor (and Benevolent Society)	28	12	40	37	5	42	21	3	24	12	4	16	32	10	42	18	6	24	192 15 2	675 10 11	868 6 1	932 0 5
Wollongong	1	...	1	35	6	41	28	2	30	6	2	8	2	2	4	7	12	19	145 9 6	164 19 7	310 9 1	304 5 11
Wagga Wagga	12	2	14	127	11	138	110	11	121	16	2	18	13	...	13	...	...	.....	332 1 0	427 4 10	759 5 10	772 11 11
Yass	3	2	5	79	13	92	75	12	87	4	2	6	3	1	4	...	...	.....	181 1 5	323 5 9	504 7 2	501 2 1
Young	7	1	8	52	6	58	37	6	43	13	1	14	9	...	9	...	...	.....	295 15 10	266 16 1	562 11 11	532 1 1
BENEVOLENT ASYLUMS.	383	120	503	4,283	1,283	5,566	3,727	1,146	4,873	521	139	660	418	118	536	4,453	3,562	8,015	18,453 8 2	16,567 9 3	35,020 17 5	34,476 5 3½
Government Asylums—																						
Hyde Park, Sydney	...	228	228	...	265	265	...	190	190	...	70	70	...	233	233	...	...	.....				
Parramatta	258	...	258	376	...	376	332	...	332	48	...	48	254	...	254	...	...	.....	16,413 11 5	.....	16,413 11 5	16,413 11 5
Liverpool	624	...	624	866	...	866	646	...	646	222	...	222	622	...	622	...	...	.....				
Sydney (Pitt-street)	2	54	56	...	139	139	...	137	137	...	3	3	2	53	55	...	...	3,042†	3,455 10 0	14,119 18 5	17,575 8 5	17,575 8 5
(Children)	...	...	162	...	...	223	...	...	147	...	...	56	...	...	182							
Parramatta	2	17	19	5	11	16	3	11	14	...	2	2	4	15	19	7	28	35	64 1 6	77 11 0	141 12 6	148 1 8
Singleton	16	2	18	50	8	58	45	7	52	6	2	8	15	1	16	4	6	10	261 14 10	259 3 9	520 18 7	677 17 2
(Children)	...	...	.....	...	...	.....	...	...	.....	...	...	.....	...	...	.....	10	7	17				
	902	301	1,203	1,297	423	1,720	1,026	345	1,371	276	77	353	897	302	1,199	21	41	† 3,042	20,194 17 9	14,456 13 2	34,651 10 11	34,814 18 8
(Children)	...	...	162	...	...	223	...	...	147	...	...	56	...	...	182	...	...	and 62				
BENEVOLENT SOCIETIES.																						
West Maitland	4	2	6	16	6	22	14	4	18	...	...	.....	6	4	10	98	75	173	299 0 1	281 12 8	580 12 9	549 18 11
Bega	...	...	.....	...	...	.....	...	...	.....	...	...	.....	...	...	.....	5	5	10‡	.....	2 11 5	2 11 5	8 11 7
	4	2	6	16	6	22	14	4	18	...	...	.....	6	4	10	103	80	183	299 0 1	284 4 1	583 4 2	558 10 6

* 4 families received relief. † Cases relieved. ‡ 2 families.

No. 13.—RETURN of the Number of CHARITABLE INSTITUTIONS, &c., &c.—*continued.*

INSTITUTIONS.	In the Establishment on 31st Dec., 1874.			Admitted during the Year 1875.			Discharged, &c., during the Year 1875.			Died during the Year 1875.			Remaining in the Establishment on 31st Dec., 1875.			Paupers receiving out-door Relief during the Year 1875.			Receipts during the Year 1875.			Disbursements during the Year 1875.
	M.	F.	Total.	M.	F.	Total.	M.	F.	Total.	M.	F.	Total.	M.	F.	Total.	M.	F.	Total.	From Government.	From Voluntary Contributions.	Total.	
ORPHAN AND INDUSTRIAL SCHOOLS, &c.																			£ s. d.	£ s. d.	£ s. d.	£ s. d.
Protestant Orphan School	156	96	252	42	17	59	37	18	55	5	2	7	156	93	249	...	...	.....	6,069 12 9	.....	6,069 12 9	6,069 12 9
Roman Catholic Orphan School	179	151	330	41	37	78	37	41	78	7	7	14	176	140	316	...	...	.....				
Nautical School-ship "Vernon"	96	...	96	72	...	72	61	...	61	4	...	4	103	...	103	...	...	.....	4,580 8 6	.....	4,580 8 6	4,580 8 6
Industrial School for Girls, Biloela	2	63	65	2	27	29	...	32	32	...	...	.....	4	58	62	...	...	.....	2,075 5 0	.....	2,075 5 0	2,075 5 0
Reformatory School for Girls, Biloela	...	8	8	...	3	3	...	2	2	...	...	.....	...	9	9	...	...	.....	199 12 0	.....	199 12 0	199 12 0
Asylum for Destitute Children, Randwick	410	274	684	41	30	71	103	63	166	13	5	18	335	236	571	...	...	.....	[a]8,458 7 10	3,384 10 4	11,842 18 2	12,079 10 9
Sydney Female School of Industry	...	47	47	...	12	12	...	8	8	...	...	.....	...	51	51	...	...	.....	.....	1,366 7 4	1,366 7 4	689 9 0
Deaf, Dumb, and Blind Institution	24	24	48	9	5	14	4	1	5	...	1	1	29	27	56	...	...	.....	450 0 0	[b]1,584 18 2	2,034 18 2	2,309 11 1
Ragged Schools—Kent-street, Sydney	47	40	87	...	...	.....	...	...	.....	...	...	.....	56	61	117	...	...	.....	.....	739 8 4	739 8 4	672 9 10
Ragged Schools—Harrington-street	33	51	84	...	...	.....	...	...	.....	...	...	.....	64	68	132							
Ragged Schools—Glebe	49	60	109	...	...	.....	...	...	.....	...	...	.....	70	72	142							
Female Protestant Training School for Domestic Servants	...	17	17	...	11	11	...	9	9	...	1	1	...	18	18	...	...	.....	.....	[c].....	[c].....	[c].....
	996	831	1,827	207	142	349	242	174	416	29	16	45	993	833	1,826	...	.....	...	21,833 6 1	7,075 4 2	28,908 10 3	28,675 18 11
LUNATIC AND INVALID ESTABLISHMENTS.																						
The Hospital for the Insane, Gladesville	304	247	551	203	134	337	107	92	199	37	10	47	363	279	642	...	.....	...	19,527 17 1	[d].....	19,527 17 1	19,527 17 1
Parramatta—Free Lunatics and Invalids	525	200	725	41	22	63	6	2	8	29	11	40	531	209	740	...	.....	...	23,852 11 0		23,852 11 0	23,852 11 0
Parramatta—Convict Lunatics and Invalids	27	7	34	...	...	.....	...	...	.....	4	...	4	23	7	30	...	.....	...				
Lunatic Receiving-house, Darlinghurst	6	...	6	189	106	295	188	100	288	3	...	3	4	6	10	...	.....	...	958 0 11		958 0 11	958 0 11
Lunatic Asylum for Imbeciles and Institution for Idiots, Newcastle	115	49	164	25	9	34	3	1	4	16	4	20	121	53	174	...	.....	...	6,107 13 10		6,107 13 10	6,107 13 10
Bay View House Lunatic Asylum, Cook's River River Road (Private Asylum)	8	106	114	3	9	12	4	3	7	...	8	8	7	104	111	...	.....	...	5,896 1 0		[c]5,896 1 0	[c]5,896 1 0
	985	609	1,594	461	280	741	308	198	506	89	33	122	1,049	658	1,707	...	.....	...	56,342 3 10	.....	56,342 3 10	56,342 3 10
MISCELLANEOUS.																						
Home Institution	...	10	10	...	169	169	...	173	173	...	...	.....	...	6	6	...	...	.....	.....	357 16 6	357 16 6	398 8 10
House of The Good Shepherd	...	139	139	...	109	109	...	108	108	...	...	.....	...	140	140	42	291	333	.....	842 9 0	842 9 0	1,065 6 0
Sydney Sailors' Home	43	...	43	975	...	975	969	...	969	2	...	2	47	...	47	...	...	.....	.....	[c].....	[c].....	[c].....
Sydney Female Refuge	...	25	25	...	39	39	...	37	37	...	...	.....	...	27	27	...	...	.....	.....	1,294 1 11	1,294 1 11	847 6 10
City Night Refuge and Soup Kitchen [f]	36	1	37	...	...	.....	...	...	.....	...	...	.....	40	1	41	...	...	.....	.....	472 7 3	472 7 3	413 9 0
Sydney Foundling Hospital	8	7	15	14	21	35	3	2	5	11	13	24	8	13	21	...	...	.....	1,000 0 0	888 11 1	1,888 11 1	845 15 8
	87	182	269	989	338	1,327	972	320	1,292	13	13	26	95	187	282	42	291	333	1,000 0 0	3,855 5 9	4,855 5 9	3,570 6 4
GENERAL TOTAL	3,357	2,045	5,402	7,253	2,472	9,725	6,289	2,187	8,476	928	278	1,206	3,458	2,102	5,560	4,619	3,974	8,593 and 3,042 cases.	118,122 15 11	[a]42,238 16 5	[a]160,361 12 4	[a]158,432 3 6½
(Children)	...	...	162	...	...	223	...	...	147	...	...	56	...	...	182	...	...					

[a] Includes £4,458 7s. 10d. for maintenance of children received from the Benevolent Asylum, Sydney. [b] Includes Building Fund Account. [c] Information not given in return. [d] Lunatic Asylums.—The following collections from relations and friends were received for maintenance of patients, and paid into the Colonial Treasury:—The Hospital for the Insane, Gladesville, £851 8s. 10d.; Parramatta Asylums, £144 17s. 10d.; Lunatic Asylum for Imbeciles, &c., Newcastle, £80 8s. 8d.; total, £1,076 15s. 4d. [e] For the support of Female Patients from Government Institutions. [f] 65,274 meals were given during the year, and shelter afforded in 23,702 instances. [g] These totals are exclusive of the receipts and expenditure of the Female Protestant Training School for Domestic Servants, and the Sydney Sailors' Home.

SUICIDES.

No. 14.—RETURN of the Number of Suicides in the Colony, during the Year 1875, distinguishing the Modes of Death, and the Number in each Month.

Months.	Modes of Death.																											
	Drowning.		Hanging.		Shooting.		Cutting Throat.		Hemorrhage from Wounding, &c.		Poisoning.		Throwing himself from a Window.		Burying.		Burning.		Throwing himself down a Shaft.		Strangulation.		Bleeding the Arm.		Stabbing.		Total.		
	M.	F.	M.	F.	M.	F.	M.	F.	M.	F.	M.	F.	M.	F.	M.	F.	M.	F.	M.	F.	M.	F.	M.	F.	M.	F.	M.	F.	Total.
January	...	1	...	...	...	...	2	...	...	...	1	...	...	...	...	...	...	...	...	...	...	...	...	...	...	...	3	1	4
February	1	...	...	...	...	...	1	...	...	...	1	...	...	...	...	...	...	...	...	...	...	...	...	...	...	...	3	...	3
March	1	...	1	...	...	...	1	...	...	...	...	1	...	...	...	...	...	...	...	...	1	...	...	...	...	...	4	1	5
April	...	...	...	...	1	...	1	...	...	...	1	...	1	...	...	...	...	...	...	...	...	...	...	...	...	...	4	...	4
May	1	...	3	...	1	...	...	1	...	...	...	...	...	...	...	...	...	...	...	...	...	...	...	...	...	...	5	1	6
June	1	...	1	...	...	...	...	...	...	...	...	...	...	...	...	...	...	...	...	...	...	...	...	...	...	...	2	...	2
July	...	...	2	...	...	...	1	1	...	...	...	...	...	...	...	...	...	...	...	...	...	...	...	...	...	...	3	1	4
August	...	...	1	...	1	...	2	...	...	...	2	...	...	...	...	...	...	...	...	...	...	...	...	...	...	...	6	...	6
September	...	1	...	...	1	...	...	...	...	...	1	...	...	...	...	...	...	...	...	...	...	...	...	...	...	...	2	1	3
October	1	...	1	...	3	...	1	1	...	...	...	...	...	...	...	...	...	...	...	...	...	...	...	...	...	...	6	1	7
November	3	1	2	...	...	...	2	...	...	...	...	...	...	...	...	...	...	...	...	...	...	...	...	...	...	...	7	1	8
December	...	...	2	...	...	...	...	...	...	...	1	...	...	...	...	...	...	...	...	...	...	...	...	...	...	...	3	...	3
Totals	8	3	13	...	7	...	11	3	...	...	7	1	1	...	...	...	...	...	...	...	1	...	...	...	...	...	48	7	55

No. 15.—DECENNIAL RETURN of the Number of Suicides in the Colony.

Year.	Modes of Death.																											
	Drowning.		Hanging.		Shooting.		Cutting Throat.		Hemorrhage from Wounding, &c.		Poisoning.		Jumping, &c., from a Window or off a Wall.		Burying.		Burning.		Throwing himself over South Head, &c.		Strangulation.		Bleeding the Arm.		Stabbing.		Total.		
	M.	F.	M.	F.	M.	F.	M.	F.	M.	F.	M.	F.	M.	F.	M.	F.	M.	F.	M.	F.	M.	F.	M.	F.	M.	F.	M.	F.	Total.
1866	3	...	4	1	3	...	7	1	2	1	6	3	...	...	...	...	...	...	1	...	...	...	...	...	...	...	26	6	32
1867	6	2	7	1	2	...	16	...	...	1	12	2	...	...	...	...	...	...	...	...	2	...	1	...	1	...	47	6	53
1868	2	1	13	1	2	...	15	1	...	...	8	2	1	...	...	...	...	...	1	...	...	...	...	...	1	...	43	5	48
1869	2	7	8	...	10	...	11	1	...	...	1	6	1	...	...	...	...	...	...	...	...	...	...	...	...	...	33	14	47
1870	11	1	9	...	3	...	7	2	1	...	3	...	...	...	...	...	...	...	...	...	...	...	...	...	2	...	36	5	41
1871	...	3	9	...	3	...	7	1	...	...	3	3	...	...	...	...	...	...	...	...	...	...	...	...	1	...	23	7	30
1872	7	3	9	1	8	...	8	1	...	...	11	1	...	...	...	...	...	...	...	...	1	...	...	...	3	...	47	6	53
1873	2	4	7	...	1	...	10	3	...	...	4	5	1	...	...	...	...	...	...	...	3	1	...	...	...	...	28	13	41
1874	8	3	22	2	3	...	9	1	...	...	4	10	...	...	...	...	...	...	...	...	...	...	...	...	1	1	47	17	64
1875	8	3	13	...	7	...	11	3	...	...	7	1	1	...	...	...	...	...	...	...	1	...	...	...	...	...	48	7	55

DISEASES.

No. 16.—RETURN showing the Number of Diseases that have been most prevalent in the several Gaols during the Year 1875.

GAOLS.	Brain and Nerves.	Circulatory Organs.	Respiratory Organs.	Alimentary Canal.	Urinary Organs.	Hepatic.	Eyes.	Skin.	Cellular Texture.	Children.	Fevers.	Rheumatic.	Dropsy.	Venereal.	Scorbutic.	Uterine Organs.	Ulcers.	Pregnancy and Parturition.	Wounds and Accidents.	Cancer.	Hernia.	All other.	Total Number of Cases treated.	Greatest Number of Cases treated at any one time.	Day of Month.
	No.	No.	No.	No.	No.	No.	No.	No.	No.	No.	No.	No.	No.	No.	No.	No.	No.	No.	No.	No.	No.	No.			
Gaol (Darlinghurst) ...	30	22	52	69	1	11	4	1	...	6	63	28	3	8	...	...	15	3	21	1	...	...	338	24	16 Mar.
Parramatta	68	5	110	253	3	11	11	23	...	...	16	82	1	8	...	...	9	...	8	...	...	78	686	16	26 April.
Berrima	12	8	60	15	12	20	10	7	...	...	3	20	2	4	5	...	6	...	4	...	...	...	188	7	29 Nov.
Bathurst	138	9	228	963	11	7	35	37	20	21	58	122	...	12	3	8	13	1	36	1	...	67	1,790	43	12 July.
Maitland	83	10	27	14	5	10	31	22	...	1	3	55	1	14	...	8	17	...	50	...	...	821	1,172	26	24 Sept.
Goulburn	45	22	44	91	8	9	16	9	19	10	15	32	...	15	4	2	6	1	...	3	2	...	353	14	31 July.
Port Macquarie	25	10	22	55	8	5	13	...	1	...	2	6	1	...	2	...	8	...	1	...	...	29	188	14	27 Jan.
Albury	15	4	4	19	...	1	1	4	...	...	...	6	...	...	...	...	...	...	...	...	...	1	55	7	28 Jan.
Braidwood	11	...	1	...	1	2	1	...	...	1	...	2	...	...	...	...	2	...	4	1	...	...	26	3	31 Dec.
Mudgee	13	...	...	...	2	5	4	2	3	2	1	4	...	2	...	4	2	...	3	...	...	11	58	6	16 July.
Wagga Wagga	10	5	2	15	2	2	2	1	...	...	1	1	...	...	...	...	...	...	2	1	...	...	44	5	30 Oct.
Armidale	9	1	2	4	2	...	1	1	...	3	...	5	...	2	...	...	...	..	1	1	...	...	32	4	4 Jan.
Yass	4	5	8	20	2	...	6	8	1	2	18	12	...	2	...	...	6	...	...	...	...	...	94	4	22 Dec.
Deniliquin	15	1	3	27	4	...	5	4	...	3	...	1	...	4	2	...	1	...	1	...	...	...	71	6	2 Nov.
Cooma	22	15	57	42	24	16	23	4	...	2	...	8	...	...	...	...	8	1	2	...	...	...	224	4	18 May.
Totals	500	117	620	1,587	85	99	163	123	44	51	180	384	8	71	16	22	93	6	133	8	2	1,007	5,319	183	

No. 17.—RETURN showing the Number of Diseases that have been most prevalent in the Police Gaols during the Year 1875.

POLICE GAOLS.	Brain and Nerves.	Circulatory Organs.	Respiratory Organs.	Alimentary Canal.	Urinary Organs.	Hepatic.	Eyes.	Skin.	Cellular Texture.	Children.	Fevers.	Rheumatic.	Dropsy.	Venereal.	Scorbutic.	Uterine Organs.	Ulcers.	Pregnancy and Parturition.	Wounds and Accidents.	Cancer.	Hernia.	All other.	Total Number of Cases treated.	Greatest Number of Cases treated at any one time.	Day of Month.
	No.	No.	No.	No.	No.	No.	No.	No.	No.	No.	No.	No.	No.	No.	No.	No.	No.	No.	No.	No.	No.	No.			
Bega	2	...	...	2	...	...	...	...	...	...	...	...	...	...	...	...	...	...	...	...	...	..	4	1	.....
Bourke	5	...	1	3	...	...	2	...	...	...	...	2	...	2	...	...	...	...	...	...	...	...	15	3	.....
Campbelltown	1	...	...	...	...	...	...	...	...	...	...	...	...	...	...	...	...	...	1	...	...	1	3	1	.....
Dubbo	10	1	1	2	...	4	2	...	1	...	4	4	1	1	1	...	2	...	1	...	...	...	35	3	13 Mar.
Forbes	7	...	2	7	...	2	...	1	...	...	...	...	...	...	...	...	...	...	...	...	...	1	20	3	9 Nov.
Glen Innes	...	...	...	...	...	...	...	...	...	...	...	...	...	...	...	...	...	...	...	...	...	...	...	...	.....
Grafton	8	...	...	5	1	...	...	...	...	...	...	2	...	1	...	...	...	...	2	...	...	...	19	3	6 Dec.
Gundagai	...	1	...	...	...	...	...	...	...	...	1	...	...	...	...	...	...	...	...	1	...	...	3	1	.....
Hay...	8	...	...	1	1	...	...	...	...	...	...	...	...	...	...	...	...	...	1	...	...	...	11	1	.....
Murrurundi	2	...	1	...	...	...	...	...	...	...	...	...	...	...	...	...	...	...	4	...	...	...	7	1	.....
Muswellbrook	4	...	...	...	...	...	...	...	...	...	...	1	...	...	...	...	...	...	...	...	...	...	5	1	.....
Narrabri	6	...	1	2	1	..	...	...	...	...	...	...	...	1	...	...	...	...	2	...	...	...	13	2	24 June.
Orange (from July) ...	5	1	4	3	...	...	2	1	...	1	...	...	...	...	...	...	2	...	...	...	...	2	21	4	11 Sept.
Queanbeyan	1	1	1	1	...	...	...	...	...	...	...	...	...	...	...	...	...	...	...	...	...	...	4	1	.....
Singleton	2	...	...	...	...	...	...	...	...	...	...	...	...	...	...	...	...	...	...	...	...	...	2	1	.....
Tamworth...	24	5	2	10	1	...	...	2	...	...	...	2	...	2	...	...	2	...	...	...	1	1	52	4	2 May.
Tenterfield	...	...	...	...	...	...	...	...	...	...	...	...	...	...	...	...	...	...	...	...	...	...	...	...	.....
Wellington	9	...	4	3	...	...	...	1	...	...	...	...	...	...	...	...	...	...	...	...	...	1	18	2	26 April.
Wentworth	3	1	2	4	1	...	...	1	1	...	...	1	...	1	...	...	1	...	2	...	...	...	18	3	3 Oct.
Windsor	4	...	...	...	2	...	...	...	...	...	1	...	...	...	...	...	1	...	...	...	...	...	8	3	18 May.
Wollongong	2	...	...	3	1	...	...	...	...	...	...	...	...	...	...	...	...	...	...	...	...	...	6	3	28 Dec.
Young	1	1	...	1	...	...	1	...	...	...	1	...	...	1	...	...	1	1	1	...	...	2	11	2	7 Mar.
Totals... ...	104	11	19	47	8	6	7	6	2	1	7	12	1	9	1	...	9	1	14	1	1	8	275	43	
Totals of Gaols ...	500	117	620	1,587	85	99	163	123	44	51	180	384	8	71	16	22	93	6	133	8	2	1,007	5,319	183	
General Total	604	128	639	1,634	93	105	170	129	46	52	187	396	9	80	17	22	102	7	147	9	3	1,015	5,594	226	

RATES OF WAGES.

No. 18.—DECENNIAL RETURN showing the AVERAGE RATES OF WAGES for the different Classes of Labour in the Colony.

TRADE OR CALLING.		1866.		1867.		1868.		1869.		1870.		1871.		1872.		1873.		1874.		1875.	
		Average Wages per diem, without Board and Lodging.	Average Wages per ann., with Board and Lodging.	Average Wages per diem, without Board and Lodging.	Average Wages per ann., with Board and Lodging.	Average Wages per diem, without Board and Lodging.	Average Wages per ann., with Board and Lodging.	Average Wages per diem, without Board and Lodging.	Average Wages per ann., with Board and Lodging.	Average Wages per diem, without Board and Lodging.	Average Wages per ann., with Board and Lodging.	Average Wages per diem, without Board and Lodging.	Average Wages per ann., with Board and Lodging.	Average Wages per diem, without Board and Lodging.	Average Wages per ann., with Board and Lodging.	Average Wages per diem, without Board and Lodging.	Average Wages per ann., with Board and Lodging.	Average Wages per diem, without Board and Lodging.	Average Wages per ann., with Board and Lodging.	Average Wages per diem, without Board and Lodging.	Average Wages per ann., with Board and Lodging.
		s. s.	£	s. s.	£	s. s.	£	s. s.	£	s. s.	£	s. s.	£	s. s.	£	s. s.	£	s. s.	£	s. s.	£
MALES.																					
Carpenters	Town ...	8 to 9	.....	8 to 9	.....	8 to 9	.....	7 to 9	.....	8 to 9	.....	8 to 9	.....	8 to 11	.....	10s.	.....	8 to 10	.....	9 to 10	.....
	Country.	.....	50 to 70	.....	50 to 70	.....	50 to 70	.....	60 to 80	.....	60 to 80	.....	50 to 70	.....	60 to 80	.....	80 to 100	.....	60 to 80	.....	60 to 80
Smiths	Town ...	9 to 10	.....	9 to 10	.....	9 to 10	.....	7 to 12	.....	8 to 12	.....	8 to 9	.....	8 to 11	.....	10s.	.....	10 to 12	.....	9 to 11/6	.....
	Country.	.....	50 to 70	.....	50 to 70	.....	50 to 70	.....	60 to 70	.....	70 to 80	.....	50 to 70	.....	60 to 80	.....	80 to 100	.....	60 to 80	.....	60 to 80
Wheelwrights	Town ...	9 to 10	.....	9 to 10	.....	9 to 10	.....	7 to 10	.....	7/6 to 10	.....	8 to 9	.....	7 to 10	.....	9s.	.....	8 to 10	.....	9 to 11/6	.....
	Country.	.....	50 to 70	.....	50 to 70	.....	50 to 70	.....	60 to 80	.....	60 to 80	.....	50 to 70	.....	60 to 80	.....	70 to 90	.....	60 to 80	.....	60 to 80
Bricklayers	Town ...	9 to 10	.....	9 to 10	.....	9 to 10	.....	7 to 10	.....	9 to 12	.....	8 to 10	.....	8 to 11	.....	10s.	.....	10 to 11	.....	11s.	.....
	Country.	.....	80 to 100	.....	80 to 100	.....	80 to 100	.....	90	.....	80	.....	60 to 80	.....	60 to 80	.....	80 to 100	.....	80 to 100	.....	80 to 100
Masons	Town ...	10s.	.....	10s.	.....	10s.	.....	7 to 10	.....	9 to 10	.....	8 to 9	.....	8 to 11	.....	10s.	.....	10 to 12	.....	10 to 12	.....
	Country.	.....	80 to 100	.....	80 to 100	.....	80 to 100	.....	90	.....	70 to 80	.....	60 to 80	.....	60 to 80	.....	80 to 100	.....	80 to 100	.....	80 to 100
Farm Labourers... ...	.....	.....	28 to 30	.....	28 to 30	.....	28 to 30	.....	30 to 33	.....	30 to 35	.....	26 to 30	.....	32 to 35	.....	30 to 35	.....	30 to 35	.....	30 to 45
Shepherds	.....	.....	30 to 35	.....	30 to 35	.....	30 to 35	.....	32 to 35	.....	30 to 35	.....	26 to 35	.....	30 to 40	.....	30 to 40	.....	30 to 35	.....	35 to 40
FEMALES.																					
Cooks (plain)	.....	.....	26	.....	26 to 30	.....	26 to 30	.....	26 to 32	.....	26 to 30	.....	30	.....	26 to 30	.....	30 to 40	.....	30 to 40	.....	30 to 40
Housemaids	.....	.....	20 to 26	.....	20 to 26	.....	26	.....	20 to 26	.....	20 to 26	.....	20 to 26	.....	20 to 26	.....	26 to 30	.....	26 to 30	.....	26 to 32
Laundresses	.....	.....	26	.....	26	.....	30	.....	26 to 30	.....	26 to 30	.....	26 to 30	.....	26 to 30	.....	26 to 30	.....	30 to 40	.....	32 to 40
Nursemaids	.....	.....	16 to 20	.....	16 to 20	.....	20	.....	20	.....	20	.....	13 to 25	.....	20	.....	20 to 26	.....	20 to 26	.....	26 to 30
General House Servants..	.....	.....	20 to 26	.....	20 to 26	.....	26 to 30	.....	26	.....	26 to 30	.....	20 to 26	.....	26	.....	26 to 30	.....	26 to 30	.....	26 to 40
Farm House Servants ...	.....	.....	20 to 25	.....	20 to 25	.....	26	.....	20 to 26	.....	20 to 26	.....	20 to 26	.....	26	.....	26	.....	26	.....	26 to 35
Dairywomen, &c. ...																					

PROVISIONS AND CLOTHING

No. 19.—DECENNIAL RETURN showing the AVERAGE PRICES OF PROVISIONS AND CLOTHING.

ARTICLES OF CONSUMPTION.	QUANTITY.	1866.	1867.	1868.	1869.	1870.	1871.	1872.	1873.	1874.	1875.
		In Sydney. s. d.	In Sydney. s. d. s. d.	In Sydney. s. d. s. d.	In Sydney. s. d. s. d.	In Sydney. s. d. s. d.	In Sydney. s. d. s. d.	In Sydney. s. d. s. d.	In Sydney. s. d. s. d.	In Sydney. s. d. s. d.	In Sydney. s. d. s. d.
Wheat	per bushel	6 6	5 0 to 5 3	6 6	6 0	5 0 to 5 6	5 10	6 0	5 9	5 6 to 6 6	5 6
Bread, 1st quality	per lb.	0 4	0 1¾	0 2¼	0 2	0 1¾ to 0 2	0 2	0 2	0 2	0 1¾ to 0 2	0 1¾
Do. 2nd do.	do.	0 2½	0 1½	0 1½	0 1½	0 1½	0 1½	0 1½	0 1¾	0 1½ to 0 1¾	0 1¼
Flour, 1st quality	do.	0 3	0 1¾	0 3	0 1¾	0 1½ to 0 1¾	14 0 (℔ 100 lbs.)	0 1¾	14 0 (℔ 100 lbs.)	0 1½	0 1½
Do. 2nd do.	do.	0 2½	0 1½	0 2½	0 1¼	0 1¼	12 0 do.	0 1½	12 0 do.	0 1¼ to 0 1½	0 1¼
Rice	do.	0 4	0 3½	0 4	0 3	0 3	0 2½	0 2¾ to 0 3	0 2½	0 2¾ to 0 3	0 3
Oatmeal	do.	0 4	0 4	0 4	0 4	0 4	0 2½	0 2⅞	0 2¾	0 3¼	0 3
Tea	do.	2 6	1 9 to 2 0	2 0	2 0	1 9 to 2 0	1 9 to 2 6	1 3 to 2 3	1 3 to 2 3	1 2 to 2 6	1 0 to 2 6
Sugar	do.	0 4	0 4	0 4	0 4	0 4	0 3½ to 0 4½	0 4 to 0 4½	0 3½ to 0 4½	0 3½ to 0 4½	0 3½ to 0 5
Coffee	do.	1 4	1 4	1 4	1 0	1 0 to 1 4	1 0	1 1	1 2	1 4	1 2
Sago	do.	0 7	0 6	0 7	0 6	0 5	0 3	0 4¾	0 4¼	0 3½	0 3
Meat, Fresh	do.	0 3	0 2 to 0 2½	0 2 to 0 5	0 2	0 3 to 0 4	0 2½	0 1½ to 0 3	0 2 to 0 3	0 3½ to 0 4½	0 3 to 0 4
Do. Salt	do.	0 2½	0 1½ to 0 2	0 1½	0 2½	0 2 to 0 3	0 1¾	0 1½ to 0 3	0 3 to 0 4	0 1½ to 0 3½	0 2½ to 0 3
Butter, Fresh	do.	1 3	1 3 to 1 6	1 3	1 6	1 3	1 3	1 0	1 3	1 7	1 3
Do. Salt	do.	1 0	1 0 to 1 3	0 10	1 3	1 0	1 0	0 10½	1 0	1 4	1 0
Cheese, English	do.	1 6	1 3 to 1 9	1 4	1 6	1 6	1 0	1 6	1 0 to 1 2	1 6 to 1 8	1 4
Do. Colonial	do.	1 0	0 5 to 0 10	0 6 to 1 0	0 6	0 6	0 6 to 0 9	0 9	0 4 to 0 6	0 6	0 9
Salt	do.	0 1½	0 1	0 1½	0 1	0 1	0 0½	0 0¾	65 0 to 80 0 (℔ ton.)	0 0½	0 1½
Potatoes	per cwt.	6 0	7 0	8 0 to 10 0	4 0	5 0	4 0	5 0	3 6	4 0 to 5 6	5 6
Wine, Colonial	per gallon	10 0	4 0 to 5 0	9 0	5 0 to 12 0	3 0 to 9 6	2 6 to 8 6	5 0 to 30 0	3 0 to 7 0	3 6 to 5 6	4 0 to 12 0
Do. Imported, best	do.	15 0	15 0 to 18 0	15 0 to 18 0	20 0 ℔ doz.	16 0 to 84 0 ℔ dozen.	10 0 to 25 0	35 0	8 0	3 0 to 21 0	20 0 to 30 0
Brandy	do.	30 0	20 0 to 24 0	25 0	21 0 do.	35 0 to 65 0 ℔ dozen.	19 0	30 0 ℔ doz.	18 0	4 0 to 8 6	20 0 to 22 6
Beer, Colonial	do.	2 0	1 6	2 0	1 4	1 4	1 9 to 2 9	1 4	2 3	2 0	2 6 to 3 6
Do. Imported	do.	4 0	2 0	4 0	2 10 to 3 1	115 0 to 170 0 ℔ hogshead.	3 4	2 7	4 0	2 10 to 3 6	4 0
Candles, Tallow	per lb.	0 7	0 6	0 6	0 5	0 5	0 5	0 4¾	0 5	0 4½	0 4½
Lamp Oil	per gallon	5 0	5 0	5 0 to 7 0	4 6 to 5 0	4 6 to 5 0	9 0 (Sperm)	6 0 to 9 0	7 0 (Sperm)	5 0	4 6
Kerosene Oil	do.	.....	3 6	2 6	2 6	2 6	3 0	2 0 to 3 0	2 0 to 3 9	2 6	2 0
Soap	per lb.	0 4½	0 4	0 4	0 4	0 4	0 3	0 3	0 3	0 2¾	0 3
Starch	do.	0 7	0 7	0 7	0 8	0 7	0 4½	0 5	0 5	0 5 to 0 7½	0 5
Blue	do.	1 6	1 6	1 6	1 4	1 2	0 10	0 10½	0 10	0 10	0 9
Tobacco, Colonial	do.	2 6	1 6 to 2 0	1 6 to 2 0	1 0	1 0 to 1 6	1 0	1 4	2 0	1 6 to 2 0	2 0
Do. Imported	do.	5 0	3 6 to 5 6	5 0	3 6	3 6	3 0	3 6	3 6	3 0 to 3 7	3 9

No. 19.—Provisions and Clothing—*continued.*

Articles of Clothing and Bedding.	Quantity.	1866. In Sydney.	1867. In Sydney.	1868. In Sydney.	1869. In Sydney.	1870. In Sydney.	1871. In Sydney.	1872. In Sydney.	1873. In Sydney.	1874. In Sydney.	1875. In Sydney.
		s. d. s. d.	s. d. s. d.	s. d. s. d.	s. d. s. d.	s. d. s. d.	s. d. s. d.	s. d. s. d.	s. d. s. d.	s. d. s. d.	s. d. s. d.
Male Clothing.											
Moleskin Jackets	each ...	.....	.....	.....	Pilot-cloth Jackets. 14 0 to 18 0	12 6 to 25 0	10 6	3 6 to 10 6	10 6 to 25 0	8 0 to 12 0	7 6 to 12 6
Do. Coats...	do. ...	.....	.....	.....	.....	.....	13 0	13 0	12 0 to 21 0	12 0 to 20 0	11 6 to 18 6
Waistcoats	do. ...	4 0 to 10 0	5 6 to 8 6	5 0 to 7 6	6 9	5 6 to 6 6	4 6	4 6	4 6 to 7 0	3 0 to 5 0	5 0 to 9 6
Moleskin Trousers	per pair ...	5 0 to 12 6	5 9 to 7 6	6 0	7 0	5 6 to 8 0	6 0	6 6	6 6	4 6 to 9 0	4 0 to 9 0
Flushing do.	do. ...	4 9 to 7 6	10 9 to 15 0	10 0 to 15 0	12 6	12 6	5 6	6 0	6 0	3 6 to 7 0	3 9 to 8 6
Coloured Shirts	each ...	3 0 to 5 6	2 9 to 3 6	3 0 to 4 0	3 3	2 6 to 5 0	3 3	3 6	3 6	1 6 to 4 6	1 9 to 9 6
Strong Boots	per pair ...	7 6 to 14 0	6 3 to 7 6	7 6 to 10 0	7 0	5 6 to 7 6	5 6	5 0	6 0	5 9 to 6 0	5 0 to 15 0
Do. Shoes	do. ...	4 6 to 15 0	.....	.....	5 0	4 6 to 5 0	4 6	4 3	4 9	4 9 to 5 0	4 6 to 10 6
Shepherds Coats	each ...	.....	25 0 to 30 0	25 0 to 30 0	25 0	25 0	15 0	16 0	16 0	10 0 to 15 0	12 6 to 25 0
Socks	per pair ...	0 6 to 1 6	0 6 to 0 9	0 6 to 0 9	0 7 to 1 0	0 7 to 1 0	0 9	0 9	0 9	0 10	0 5 to 1 6
Handkerchiefs, Cotton...	each ...	0 6 to 1 0	0 5½ to 0 9	0 6 to 1 0	0 6	0 4 to 0 6	0 6	0 6	0 6	0 4½ to 0 8	0 3 to 2 0
Straw Hats	do. ...	2 0 to 30 0	2 6 to 5 6	3 0 to 10 0	2 6	2 6	2 6	2 9	2 6	2 6 to 3 6	1 6 to 7 0
Female Clothing.											
Print Dresses	each ...	6 6	6 6	6 6	7 0	6 0 to 7 0	7 0	7 6	7 6	7 6 to 12 0	5 0 to 10 6
Merino do.	do. ...	20 0 to 40 0	20 0 to 40 0	20 0 to 40 0	10 0	10 0 to 30 0	10 0	11 6	11 0	15 0 to 30 0	15 0 to 30 6
Flannel Petticoats	do. ...	5 6 to 12 6	6 6	6 6	5 6	5 6	5 6	5 6	6 6	3 6 to 8 0	2 6 to 5 3
Calico do.	do. ...	4 0 to 15 0	5 0	5 0	3 4	3 0 to 4 0	0 7	0 9	1 0	4 0 to 8 0	1 3 to 3 0
Stockings	per pair ...	0 5 to 2 0	1 3	1 0	1 6	1 6	1 8	1 8	1 6	0 6 to 1 0	0 7½ to 2 0
Shoes	do. ...	3 0 to 7 6	4 6 to 6 6	5 0	4 3	4 0	3 9	3 0	3 9	4 0 to 4 3	3 0 to 5 0
Caps	each ...	2 6 to 10 0	1 6	1 6	1 0	1 0	1 3	0 3	0 9	1 6 to 2 6	0 9 to 1 3
Shawls	do. ...	5 0 to 50 0	7 6	7 6	2 0 to 8 0	6 0 to 10 0	8 0	9 0	7 6	12 6 to 13 6	3 0 to 15 0
Shifts	do. ...	2 6 to 8 6	2 6 to 4 6	4 6	3 8	3 6	3 11	1 0 to 4 0	3 6	3 6 to 4 6	1 9 to 4 6
Stays	per pair ...	1 9 to 6 6	2 6	2 6	1 6 to 3 6	2 6	1 0 to 3 6	1 0 to 3 6	2 6	5 0	2 0 to 7 6
Check Aprons	each ...	1 0 to 1 6	1 0 to 1 8	1 0	1 2	1 2	1 0	1 0	1 0	1 0	0 9 to 1 6
Straw Bonnets	do. ...	1 0 to 7 6	4 0	5 0	8 6	4 0	2 0	2 6	2 0	2 0 to 2 6	1 3 to 5 6
Flannel	per yard ...	0 10 to 3 0	1 2	1 2	1 10	1 9	2 6	2 6	2 0	2 0	1 0 to 3 9
Calico	do. ...	0 5½ to 1 6	0 10	0 6 to 0 9	0 7 to 1 0	0 7	0 7	0 8	0 8	0 8 to 0 9	0 4 to 1 6
Bedding.											
Blankets	per pair ...	10 0 to 50 0	10 0	10 0	18 0	18 0	9 0	10 6	10 0	12 6 to 20 0	7 6 to 30 0
Sheeting Calico...	per yard ...	1 6 to 3 0	2 0	1 6 to 2 0	1 0 to 2 6	1 0 to 2 6	2 3	2 6	2 6	1 6 to 2 6	1 2 to 2 9
Mattresses	each ...	15 6	15 0	15 0	18 0 to 50 0	7 6 to 20 0	15 0 to 30 0	18 0 to 37 0	25 0	12 0 to 12 6	10 0 to 40 0
Rugs	do. ...	5 6 to 30 0	5 0	5 0	6 9	6 9	6 9	8 0	8 6	7 0 to 10 0	5 0 to 21 0

PART II.

RELIGION, EDUCATION, AND CRIME.

CONTENTS.

Number of Return.		Page.
20	Ecclesiastical—Expense of Establishment: The Number of Churches and Chapels, and their Sittings, and the Average Attendance of Persons at same, &c.	16
21	Sunday Schools of the different Denominations—showing the Number of Teachers and the Average Attendance of Scholars	17
22	Ditto ditto (Decennial Return)	17
23	Private Schools, Teachers, and Scholars in each Police District	18
24	Summary of Schools, Teachers, and Scholars—showing the Amounts paid by Government and received from Voluntary Contributions	19
25	Schools, Teachers, and Scholars—(Decennial Return)	19
26	New South Wales Academy of Art	20
27	Free Public Library	20
28	Schools of Art, Public Libraries, &c.—Amounts received from Government and Private Contributions; the Number of Volumes of Books in the Institutions, and the Number of Visits paid during the year	21
29	Australian Museum—Number of Visitors, Cost of Erection, Receipts, &c.	23
30	Gaols, and the Number of Prisoners received therein; and the Education of same ...	24
31	Police Gaols, ditto ditto ditto	30
32	Gaols, and the Number of Prisoners in Confinement at Michaelmas, &c., &c.	32
33	Police Gaols, ditto ditto ditto	38
34	Supreme and Circuit Court Cases—Commitments for Trial, Trials, Convictions, and Acquittals	40
35	Quarter Sessions Cases— ditto ditto ditto	41
36	Convictions in the Supreme and Circuit Courts and Courts of Quarter Sessions—(Decennial Return)	46
37	Criminals Executed—Religion, Age, &c.	46
38	Ditto (Decennial Return)	46
39	Offences—Number reported to the Police	47
40	Apprehensions and Summonses—Number of Persons brought before the Magistrates' Courts by Arrest, Warrant, or Summons; and how their Cases were disposed of ...	47
41	Summary Convictions—showing the Offences and kinds of Punishment inflicted	47
42	Indictments and Informations in the Supreme and Circuit Courts and Courts of Quarter Sessions	48
43	Summary Table showing the Number of Offences reported to the Police—Apprehensions, Convictions, and Acquittals	48
44	Apprehensions by the Police, and how disposed of in the Magistrates' Courts	49

ECCLESIASTICAL.

No. 20.—RETURN showing the Expense of the ECCLESIASTICAL ESTABLISHMENT in the Year 1875; also, the Number of Churches and Chapels, and their Sittings, with the average attendance on Sundays, &c.

DENOMINATION.	Number of Ministers registered under the Act 19 Vict. Nos. 30 and 34.	Expense.			Churches and Chapels.			All other Places used for Public Worship.
		Salaries and Allowances.	From the Church and School Estates.	Total.	Number.	Total Number of individual Sittings.	Average Attendance.	Average Attendance.
Church of England—		£ s. d.	£ s. d.	£ s. d.				
Diocese of Sydney—								
City and Suburbs of Sydney	83				41*	17,004	17,250	150
Country Districts...					74†	11,263	8,600	2,065
					115	28,267	25,850	2,215
Diocese of Newcastle	28	10,724 18 4	3,149 11 1	13,874 9 5	86‡	10,679	7,930	1,791
Diocese of Goulburn	33				74§	8,207	5,190	2,365
Diocese of Bathurst	28				49	7,119	4,941	4,006
Diocese of Grafton and Armidale	18				20	3,009	1,805	1,832
	190	10,724 18 4	3,149 11 1	13,874 9 5	344	57,281	45,716	12,209
Roman Catholic Church—								
Diocese of Sydney—								
City and Suburbs of Sydney	70				19	7,670	17,760	302
Country Districts...					73	9,749	10,655	1,358
					92	17,419	28,415	1,660
Diocese of Maitland	25	5,608 6 8	2,972 6 4	8,580 13 0	44	6,787	8,450	670
Diocese of Goulburn	24				32	2,266	6,670	1,855
Diocese of Bathurst	26				38	4,100	4,965	1,212
Diocese of Armidale	11				16	1,705	1,850	585
	136	5,608 6 8	2,972 6 4	8,580 13 0	222	32,277	50,350	5,982
Presbyterian Church—								
Presbyterian Church of New South Wales—								
City and Suburbs of Sydney	69				13	6,099	4,665	95
Country Districts...					112	15,234	8,030	4,416
					125	21,333	12,095	4,511
Presbyterian Church—Synod of Eastern Australia—								
Sydney		1,625 10 0	556 18 1	2,182 8 1	1	600	350	375
Country Districts	7				13	1,710	735	337
					14	2,310	1,085	712
Presbyterian Church other than above stated—								
Country Districts...	3				1	60	20	175
	79	1,625 10 0	556 18 1	2,182 8 1	140	23,703	13,200	5,398
Wesleyan Methodist Church—								
City and Suburbs of Sydney	84	1,372 10 0	306 19 7	1,679 9 7	32	10,030	5,890	700
Country Districts					209	25,701	16,682	6,796
	84	1,372 10 0	306 19 7	1,679 9 7	241	35,731	22,572	7,496
Congregational Church (Independents)—								
City and Suburbs of Sydney	35	.....	.....	.....	25	8,620	5,318	.....‖
Country Districts					25	3,700	1,840	.....
	35	.....	.....	.....	50	12,320	7,158	.....‖
Baptist Church—								
City and Suburbs of Sydney	13	.....	.....	.....	6	1,920	1,255	.....
Country Districts					10	1,230	680	365
	13	.....	.....	.....	16	3,150	1,935	365
Primitive Methodist Church—								
City and Suburbs of Sydney	18	.....	.....	.....	11	3,500	2,000	150
Country Districts					38	5,000	4,700	800
	18	.....	.....	.....	49	8,500	6,700	950
Particular Baptist Church—								
City and Suburbs of Sydney	5	.....	.....	.....	1	500	200	100
Country Districts					4	710	345	.....
	5	.....	.....	.....	5	1,210	545	100
Unitarian Church—City of Sydney	1	.....	.....	.....	.....	.....	.....	.....
United Methodist Free Church—								
City and Suburbs of Sydney	5	.....	.....	.....	5	440	290	.....
Country Districts...					1	120	50	100
	5	.....	.....	.....	6	560	340	100
United Free Gospel Church—Country	1	.....	.....	.....	1	100	30	.....
Protestant Episcopal Church (U.S.)—Country ...	1	.....	.....	.....	.....	.....	.....	.....
German Lutheran Church—Country	1	.....	.....	.....	2	150	90	19
Evangelical Lutheran—Country	1	.....	.....	.....	4	350	50	.....
German Evangelical—Sydney	1	.....	.....	.....	3	800	300	.....
Christians—Sydney	1	.....	.....	.....	1	250	200	.....
Independent (Unconnected)—Country	1	.....	.....	.....	1	200	70	80
Free Christian Church—Country	1	.....	.....	.....	1	.....	25	400
Welsh Calvinistic Methodist Church	1	.....	.....	.....	.....	.....	.....	60
Jews' Synagogue—City of Sydney	5	.....	.....	.....	2	1,100	860	.....
Independent Methodist Church—Sydney	1	.....	.....	.....	1	200	80	.....
GENERAL TOTAL	601	19,331 5 0	6,985 15 1	26,317 0 1	1,089	177,882	150,221	33,159
							183,380	

* Includes one church at the Glebe (St. John's), from which no information could be obtained. † Includes one church belonging to the Wesleyans.
‡ No return from Cassilis District. § Includes 4 churches closed. ‖ Included in previous column.

SUNDAY SCHOOLS.

No. 21.—RETURN showing the Number of SUNDAY SCHOOLS of the several Denominations, in the Year 1875, as well as the Number of TEACHERS, the Number of CHILDREN on the Registers, and the Average of SCHOLARS.

DENOMINATION.	Number of Schools.	Number of Teachers.			Number of Children on the Registers.			Average Attendance of Children at Sunday School.		
		Male.	Female.	Total.	Male.	Female.	Total.	Male.	Female.	Total.
Church of England — Diocese of Sydney — City and Suburbs of Sydney	*44	278	450	728	4,717	5,215	9,932	3,447	3,840	7,287
Church of England — Diocese of Sydney — Country Districts	92	184	297	481	2,242	2,410	4,652	1,573	1,805	3,378
Church of England — Diocese of Newcastle	136	462	747	1,209	6,959	7,625	14,584	5,020	5,645	10,665
Church of England — Diocese of Goulburn	†57	136	220	356	1,758	1,906	3,664	1,308	1,543	2,851
Church of England — Diocese of Bathurst	55	103	182	285	1,319	1,553	2,872	922	1,116	2,038
Church of England — Diocese of Grafton and Armidale	51	125	184	309	1,663	1,860	3,523	1,258	1,452	2,710
	18	42	63	105	537	576	1,113	406	465	871
	317	868	1,396	2,264	12,236	13,520	25,756	8,914	10,221	19,135
Roman Catholic Church — Diocese of Sydney — City and Suburbs of Sydney	20	158	213	371	2,249	2,802	5,051	1,794	2,054	3,848
Roman Catholic Church — Diocese of Sydney — Country Districts	82	75	107	182	1,320	1,506	2,826	1,097	1,266	2,363
Roman Catholic Church — Diocese of Maitland	102	233	320	553	3,569	4,308	7,877	2,891	3,320	6,211
Roman Catholic Church — Diocese of Goulburn	50	44	80	124	1,017	1,223	2,240	805	980	1,785
Roman Catholic Church — Diocese of Bathurst	34	42	65	107	918	1,199	2,117	669	979	1,648
Roman Catholic Church — Diocese of Armidale	35	36	70	106	949	1,055	2,004	799	947	1,746
	19	20	41	61	305	449	754	217	305	522
	240	375	576	951	6,758	8,234	14,992	5,381	6,531	11,912
Presbyterian Church of New South Wales — City and Suburbs of Sydney	16	104	151	255	1,005	1,139	2,144	756	920	1,676
Presbyterian Church of New South Wales — Country Districts	91	206	241	447	1,939	2,155	4,094	1,427	1,658	3,085
	107	310	392	702	2,944	3,294	6,238	2,183	2,578	4,761
Presbyterian Church, Synod of Eastern Australia — Sydney	3	10	12	22	80	100	180	60	80	140
Presbyterian Church, Synod of Eastern Australia — Country Districts	6	7	7	14	108	140	248	83	115	198
	9	17	19	36	188	240	428	143	195	338
Presbyterian Church, other than above stated — Country Districts	.....	.....	.....	.....	.....	.....	.....	.....	.....	.....
	116	327	411	738	3,132	3,534	6,666	2,326	2,773	5,099
Wesleyan Methodist Church — City and Suburbs of Sydney	30	213	204	417	2,075	2,021	4,096	1,549	1,455	3,004
Wesleyan Methodist Church — Country Districts	193	635	643	1,278	4,784	5,220	10,004	3,632	4,056	7,688
	223	848	847	1,695	6,859	7,241	14,100	5,181	5,511	10,692
Congregational Church (Independents) — City and Suburbs of Sydney	26	192	192	384	2,042	2,159	4,201	1,383	1,504	2,887
Congregational Church (Independents) — Country Districts	18	67	55	122	537	375	912	421	344	765
	44	259	247	506	2,579	2,534	5,113	1,804	1,848	3,652
Baptist Church — City and Suburbs of Sydney	7	37	25	62	303	312	615	195	223	418
Baptist Church — Country Districts	8	22	15	37	131	145	276	90	118	208
	15	59	40	99	434	457	891	285	341	626
Primitive Methodist Church — City and Suburbs of Sydney	11	69	70	139	300	400	700	200	300	500
Primitive Methodist Church — Country Districts	29	87	100	187	1,090	1,200	2,290	1,000	900	1,900
	40	156	170	326	1,390	1,600	2,990	1,200	1,200	2,400
Particular Baptist Church — City and Suburbs of Sydney	1	6	6	12	40	40	80	30	30	60
Particular Baptist Church — Country Districts	2	11	8	19	98	113	211	80	80	160
	3	17	14	31	138	153	291	110	110	220
Unitarian Church—City of Sydney	.....	.....	.....	.....	.....	.....	.....	.....	.....	.....
United Methodist Free Church — City and Suburbs of Sydney	5	24	19	43	150	140	290	122	118	240
United Methodist Free Church — Country Districts	2	10	11	21	110	100	210	70	70	140
	7	34	30	64	260	240	500	192	188	380
United Free Gospel Church—Country	1	1	.....	1	5	1	6	4	.....	4
Protestant Episcopal Church (U.S.)—Country	.....	.....	.....	.....	.....	.....	.....	.....	.....	.....
German Lutheran Church—Country	.....	.....	.....	.....	.....	.....	.....	.....	.....	.....
Evangelical Lutheran—Country	.....	.....	.....	.....	.....	.....	.....	.....	.....	.....
German Evangelical—Sydney	2	2	2	4	15	18	33	15	18	33
Christians—Sydney	1	8	3	11	30	40	70	20	30	50
Independent (Unconnected)—Country	.....	.....	.....	.....	.....	.....	.....	.....	.....	.....
Free Christian Church—Country	1	1	.....	1	6	9	15	6	9	15
Welsh Calvanistic Methodist Church	.....	.....	.....	.....	.....	.....	.....	.....	.....	.....
Jews' Synagogue—City of Sydney	1	7	14	21	90	75	165	65	45	110
Independent Methodist Church	1	10	9	19	80	100	180	65	75	140
GENERAL TOTAL	1,012	2,972	3,759	6,731	34,012	37,756	71,768	25,568	28,900	54,468

* No return from St. John's School, Bishopthorpe. † No return from Cassilis District.

No. 22.—DECENNIAL RETURN of the Number of SUNDAY SCHOOLS, TEACHERS, and SCHOLARS.

YEAR.	Number of Schools.	Number of Teachers.	Average Number of Scholars.		
			Male.	Female.	Total.
1866	640	4,439	17,847	19,368	37,215
1867	677	4,644	19,041	20,471	39,512
1868	740	4,984	21,248	22,546	43,794
1869	805	5,425	23,185	24,896	48,081
1870	860	5,674	24,993	27,334	52,327
1871	933	6,049	24,279	27,168	51,447
1872	962	6,234	22,923	26,104	49,027
1873	1,023	6,497	24,207	27,267	51,474
1874	1,037	6,679	24,624	27,460	52,084
1875	1,012	6,731	25,568	28,900	54,468

EDUCATION.

PRIVATE SCHOOLS.

No. 23.—RETURN showing the number of PRIVATE SCHOOLS, TEACHERS, and SCHOLARS, in each POLICE DISTRICT of the Colony, in the Year 1875.

POLICE DISTRICTS.	Number of Teachers.			Number of Schools.				Number of Scholars.		
	Male.	Female.	Total.	Boys.	Girls.	Mixed.	Total.	Male.	Female.	Total.
Albury	4	14	18	1	3	6	10	99	299	398
Armidale	3	5	8	1	2	2	5	55	49	104
Balranald	.....	.....	.....	.....	.....	.....	.....	.....	.....	.....
Bathurst	17	34	51	3	5	11	19	327	461	788
Bega	.....	3	3	.....	1	1	2	8	26	34
Berrima	3	3	6	1	1	2	4	59	16	75
Bombala	1	.....	1	.....	.....	1	1	6	16	22
Burrowa	1	.....	1	.....	.....	1	1	12	7	19
Bourke	.....	1	1	.....	.....	1	1	19	24	43
Braidwood	.....	3	3	.....	.....	3	3	21	31	52
Brisbane Water	.....	.....	.....	.....	.....	.....	.....	.....	.....	.....
Broulee	.....	.....	.....	.....	.....	.....	.....	.....	.....	.....
Camden, Narellan, and Picton	.....	4	4	.....	.....	4	4	38	47	85
Campbelltown	.....	2	2	.....	.....	2	2	6	15	21
Carcoar	1	13	14	.....	1	6	7	137	177	314
Cassilis	.....	.....	.....	.....	.....	.....	.....	.....	.....	.....
Cooma	.....	.....	.....	.....	.....	.....	.....	.....	.....	.....
Coonamble	.....	1	1	.....	1	.....	1	.....	14	14
Cowra	1	1	2	.....	1	1	2	3	17	20
Deniliquin	1	5	6	.....	1	3	4	12	57	69
Dowling	1	3	4	.....	.....	4	4	25	44	69
Dubbo	2	6	8	.....	3	3	6	62	124	186
Dungog	.....	1	1	.....	.....	1	1	14	8	22
Eden	.....	.....	.....	.....	.....	.....	.....	.....	.....	.....
Forbes	2	12	14	.....	.....	12	12	210	212	422
Glen Innes	1	1	2	.....	.....	2	2	17	15	32
Goulburn	16	17	33	3	1	11	15	186	236	422
Grafton	4	7	11	2	3	4	9	74	111	185
Grenfell	.....	3	3	.....	.....	3	3	42	34	76
Gundagai	2	6	8	.....	1	6	7	129	149	278
Hartley	1	1	2	.....	.....	2	2	29	33	62
Inverell	2	2	4	1	.....	3	4	32	30	62
Kiama	.....	2	2	.....	1	1	2	3	22	25
Liverpool	1	.....	1	.....	.....	1	1	5	12	17
Macleay Miver	1	1	2	.....	.....	2	2	11	11	22
Maitland	8	36	44	3	6	17	26	400	435	835
Manning River	.....	5	5	.....	.....	5	5	27	57	84
Metropolitan	109	379	488	26	36	171	233	3,846	5,404	9,250
Mitchell	.....	.....	.....	.....	.....	.....	.....	.....	.....	.....
Moama	.....	1	1	.....	1	.....	1	.....	5	5
Molong	1	6	7	.....	.....	5	5	30	54	84
Mudgee	7	13	20	1	3	10	14	157	296	453
Murrurundi	4	1	5	2	.....	3	5	90	59	149
Muswellbrook	1	1	2	.....	1	1	2	14	32	46
Narrabri	.....	.....	.....	.....	.....	.....	.....	.....	.....	.....
Newcastle	8	22	30	3	5	13	21	312	398	710
Orange	.....	8	8	.....	.....	5	5	43	98	141
Oxley	.....	3	3	.....	1	1	2	6	58	64
Parramatta	31	21	52	4	2	9	15	426	250	676
Paterson	.....	2	2	.....	.....	2	2	13	16	29
Patrick's Plains	4	5	9	1	1	4	6	86	51	137
Penrith	.....	6	6	.....	.....	5	5	81	77	158
Port Macquarie	.....	2	2	.....	1	1	2	25	42	67
Port Stephens	.....	.....	.....	.....	.....	.....	.....	.....	.....	.....
Queanbeyan	1	.....	1	.....	.....	1	1	4	4	8
Raymond Terrace	.....	1	1	.....	.....	1	1	3	16	19
Richmond River	4	3	7	2	.....	5	7	84	60	144
Rylstone	.....	.....	.....	.....	.....	.....	.....	.....	.....	.....
Scone	.....	1	1	.....	1	.....	1	.....	6	6
Shoalhaven	3	4	7	.....	1	6	7	53	98	151
Tamworth	2	6	8	.....	1	4	5	40	86	126
Tenterfield	1	3	4	.....	1	3	4	31	51	82
Tumut	3	.....	3	.....	.....	3	3	26	20	46
Tweed River	.....	.....	.....	.....	.....	.....	.....	.....	.....	.....
Wagga Wagga	1	7	8	.....	1	3	4	36	146	182
Walgett	.....	.....	.....	.....	.....	.....	.....	.....	.....	.....
Warialda	1	2	3	.....	.....	3	3	21	20	41
Wellington	5	9	14	1	.....	9	10	118	143	261
Wentworth	.....	2	2	.....	.....	1	1	14	18	32
Windsor	.....	5	5	.....	2	.....	2	.....	68	68
Wollombi	.....	.....	.....	.....	.....	.....	.....	.....	.....	.....
Wollongong	.....	4	4	.....	1	.....	1	.....	82	82
Yass	3	12	15	.....	3	2	5	29	138	167
Young	1	5	6	.....	.....	4	4	86	100	186
GENERAL TOTAL	263	726	989	55	93	396	544	7,742	10,685	18,427

EDUCATION—*continued.*

SUMMARY OF SCHOOLS, TEACHERS, AND SCHOLARS, &c.

No. 24.—RETURN showing the Number of SCHOOLS and TEACHERS, and the Number of SCHOLARS in the Colony, in the Year 1875; also, the AMOUNTS paid by GOVERNMENT, and received from VOLUNTARY CONTRIBUTIONS, &c.

	Number of Schools.				Number of Teachers.			Number of Scholars.			Amounts paid by Government from the Colonial Treasury in the Year 1875.	Amounts received from Voluntary Contributions, Fees, and other Sources, in the Year 1875.	Total.
	M.	F.	Mixed	Total.	M.	F.	Total.	M.[a]	F.	Total.			
											£ s. d.	£ s. d.	£ s. d.
Orphan Schools—													
Protestant	...	...	1	1	1	2	3	154	93	247	6,069 12 9	.....	6,069 12 9
Roman Catholic	...	...	1	1	1	2	3	172	143	315			
Total of Orphan Schools ...	...	...	2	2	2	4	6	326	236	562	6,069 12 9	.....	6,069 12 9
Asylum for Destitute Children ...	...	...	1	1	2	5	7	364	254	618	[a]8,458 7 10	3,384 10 4	[a]11,842 18 2
Industrial Schools—													
Nautical School Ship "Vernon"	1	...	...	1	3	...	3	102	.....	102	4,580 8 6	.....	4,580 8 6
Industrial School for Girls ...	..	1	...	1	...	1	1	2	55	57	2,075 5 0	.....	2,075 5 0
Reformatory Schools for Girls..	...	1	...	1	...	1	1	.....	9	9	199 12 0	.....	199 12 0
Total of Industrial Schools...	1	2	...	3	3	2	5	104	64	168	6,855 5 6	.....	6,855 5 6
Council of Education—													
Public Schools	...	...	461	461	520	276	796	31,600	27,211	58,811		[b]38,035 5 10¾	
Provisional Schools	...	...	262	262	138	126	264	4,421	4,365	8,786		3,860 14 5	
Half-time Schools	...	...	116	116	57	2	59	1,152	1,198	2,350		677 9 9¾	
	...	...	839	839	715	404	1,119	37,173	32,774	69,947		42,573 10 1	
Denominational Schools—													
Church of England	...	...	89	89	109	82	191	9,778	7,993	17,771	[c]162,186 7 9	9,521 18 5	222,482 13 9¾
Roman Catholic	...	...	86	86	91	69	160	7,347	6,594	13,941		6,658 6 7¾	
Presbyterian	...	...	7	7	8	5	13	595	456	1,051		602 2 8¾	
Wesleyan	...	...	8	8	10	9	19	880	680	1,560		896 11 5¾	
Hebrew	...	...	1	1	1	1	2	110	76	186		43 16 8¾	
Total, Denominational Schools	...	...	191	191	219	166	385	18,710	15,799	34,509		17,722 15 11¼	
Total of Schools under Council of Education	...	...	1,030	1,030	934	570	1,504	55,883	48,573	104,456	[c]162,186 7 9	60,296 6 0¾	222,482 13 9¾
Total of Orphan and Industrial Schools and Schools under the Council of Education	1	2	1,033	1,036	941	581	1,522	56,677	49,127	105,804	183,569 13 10	63,680 16 4¾	247,250 10 2¾
University of Sydney	1	...	...	1	5	...	5	48	.....	48	5,000 0 0	2,759 4 2	7,759 4 2
St. Paul's College	1	...	...	1	2	...	2	11	.....	11	500 0 0	833 6 8	1,333 6 8
St. John's College	1	...	...	1	4	...	4	9	.....	9	707 18 1	700 0 0	1,407 18 1
St. Andrew's College	1	...	...	1	1	...	1	6	.....	6	4,666 3 6	6,532 7 0	11,198 10 6
Sydney Grammar School	1	...	...	1	16	...	16	393	.....	393	1,500 0 0	5,238 17 6	6,738 17 6
Deaf and Dumb and Blind Institution	...	...	1	1	2	1	3	29	29	58	450 0 0	[d]1,584 18 2	2,034 18 2
Private Schools	55	93	396	544	263	726	989	7,742	10,685	18,427	.....	.....	.....
General Total	61	95	1,430	1,586	1,234	1,308	2,542	64,915	59,841	124,756	196,393 15 5	81,329 9 10¾	277,723 5 3¾

[a] Includes £4,458 7s. 10d. for maintenance of children received from the Benevolent Asylum, Sydney. [b] Includes £4,049 13s. 4d., local contributions on account of Buildings. [c] Includes £2,186 7s. 9d. from the Clergy and School Estates Revenue Fund. [d] Includes Building Fund account.

No. 25.—DECENNIAL RETURN of the Number of SCHOOLS, TEACHERS, and SCHOLARS.

Year.	Number of Schools.	Number of Teachers.			Number of Scholars.		
		Males.	Females.	Total.	Males.	Females.	Total.
1866	1,155	865	803	1,668	31,183	28,411	59,594
1867	1,180	925	892	1,817	32,971	30,212	63,183
1868	1,254	962	852	1,814	34,859	31,976	66,835
1869	1,304	982	894	1,876	37,388	34,135	71,523
1870	1,381	1,084	968	2,052	39,374	35,129	74,503
1871	1,450	1,090	999	2,089	40,853	37,036	77,889
1872	1,464	1,111	1,140	2,251	56,418	50,273	106,691
1873	1,508	1,148	1,186	2,334	57,917	52,370	110,287
1874	1,547	1,184	1,254	2,438	58,076	61,057	119,133
1875	1,586	1,234	1,308	2,542	64,915	59,841	124,756

NEW SOUTH WALES ACADEMY OF ART.

No. 26.—RETURN of the NEW SOUTH WALES ACADEMY OF ART, for the year ending 31st May, 1876.

Hours between which it is open.	Date when first opened.	Amount of aid from the Government.		Amount of Private Contributions.		Number of				Number of Students.	
		Prior to 30th April, 1875.	During the 13 months ending 31st May, 1876.	Prior to 30th April, 1875.	During the 13 months ending 31st May, 1876.	Oil Paintings.	Water Colour and other Drawings, Engravings, Photographs, &c.	Statuary, and other Works of Art.	Total.	Males.	Females.
Daily, from 9 a.m. to 4 p.m. to members and students. Tuesdays and Thursdays, from 10 a.m. to 1 p.m. for "Drawing class." From 2nd June, 1876, the Gallery will be open to the public, free, from noon to 4 p.m. on Fridays and Saturdays until further notice.	Founded, 24th April, 1871. Present premises opened 1st May, 1875.	Nil.	£250 towards rent of premises. £750 for purchase of works of art, vested in Trustees. £500, Museum Vote, for same purpose, vested in same Trustees.	£678 6s.;—subscriptions from members. £52 10s., for purchase by subscription of oil painting by W. C. Piguenit.	£243 12s. subscriptions from members. £275 8s., subscriptions to "Art Union," distributed in works of art.	Two purchased by Trustees, £125. One presented by subscription, £52 10s. One study, by Etty, presented.	Seven, purchased by Trustees, £478 9s. One crayon, presented by artist, £12 12s. Three engravings. One portfolio do., presented. One portfolio photographs, Blue Mountain scenery.	About 170 casts, purchased by Council for use of students, £87 8s. 6d. Case of casts, presented.	186 and case of casts.	7	12

NOTE.—Prior to 30 April, 1875, £344 were received, and during the 13 months ending 31 May, 1876, £167 15s. for sale of works by Colonial artists on commission.

FREE PUBLIC LIBRARY.

No. 27.—RETURN of the FREE PUBLIC LIBRARY for the year ending 31st December, 1875.

Hours between which it is open.	Cost of Purchase.*	Amount of Aid from Government.†		Private Contributions.						Number of Volumes, Pamphlets, and Parts, in Library.	Number of Visits during 1875.
				Prior to 1875.			During 1875.				
		Prior to 1875.	During 1875.	Number of Vols. Donations.	Number of Objects. Donations.	Estimated Value.	Number of Vols. Donations.	Number of Objects. Donations.	Estimated Value.		
	£ s. d.	£ s. d.	£ s. d.			£ s. d.			£ s. d.		66,990
10 o'clock a.m. to 10 o'clock p.m.	5,400 0 0	14,517 5 8	2,458 0 0	1,465	55	1,039 16 6	151	13	84 14 0	27,822	Open to the Public 303 days.

* The Institution was purchased already erected with 16,057 volumes of books included, from which 2,120 valueless books were taken out and given away.

† Supported entirely by the Government.

No. 28.—RETURN of the Number of Schools of Art, Public Libraries, &c., in the Colony of New South Wales, showing the Date when first Opened, whether Freehold or Leasehold, Cost of Erection, the Amount received from Government and from Private Contributions, the Number of Volumes of Books, and the Number of Visits paid during the Year ending 31st December, 1875.

Name of Institution.	Date when first opened.	Whether Freehold or Leasehold.	If Freehold, cost of Erection.	Amount of aid from Government.		Amount of Private Contributions.				Total number of Volumes in the Institution	Hours during which it is open.	Total number of Visits paid during the Year.
				Prior to the past year.	During the past year.	Prior to the past year.		During the past year.				
						Money.	Books.	Money.	Books.			
			£	£ s. d.	£ s. d.	£ s. d.	No. of Vols.	£ s. d.	No. of Vols.			
Albury Mechanics' Institute	6 July, 1858	Freehold	.....	.....	14 6 0	.....	50	28 12 0	.....	564	9 a.m. to 10 p.m.	2,000
Anvil Creek School of Arts	.....	.....	.....	.....	.....	.....	.....	.....	.....	.....	.....	.....
Armidale Literary Institute	——— 1867	Freehold	800	81 13 8	.....	160 0 0	.....	40 13 0	.....	1,700	2·30 p.m. to 6 p.m., and 7 p.m. to 9·30 p.m.	8,500
Ballina School of Arts	30 Jan., 1875	Leasehold	.....	.....	21 6 5	41 17 1	.....	9 6 6	293	293	4 p.m. to 5 p.m. Sat.	.....
Balmain School of Arts	1 Oct., 1858	Freehold	3,000	.....	.....	.....	.....	118 0 0	26	500	7 to 10 p.m.	.....
Bathurst Mechanics' School of Arts	——— 1859	Grant from Crown	.....	100 0 0 (1874.)	50 0 0	200 0 0 (1874.)	4,003	200 1 0	448	4,451	10 a.m. to 5 p.m., and 7 p.m. to 10 p.m.	.....
Bega School of Arts	31 Aug., 1869	Grant from Crown	800 (about.)	.....	47 15 9	.....	.....	95 11 6	10	700	9 a.m. to 9 p.m.	.....
Bellambi and Bulli School of Arts	1 Jan., 1862	Freehold	321	161 11 6	.....	4 3 0	.....	8 3 6	.....	265	9 a.m. to 9 p.m.	.....
Braidwood Literary Institute	——— 1858	Freehold	2,051	1,482 13 11	75 0 0	2,758 19 0	47	180 11 6	4	2,389	8 a.m. to 10 p.m.	.....
Branxton Mechanics' Institute	— Jan., 1866	Freehold	210	.....	.....	10 4 0	.....	2 10 6	.....	.....	7 to 10 p.m.	.....
Brewarrina School of Arts	7 July, 1873	Room granted free of cost.	.....	.....	32 19 0	.....	.....	65 6 11	.....	150	8 to 10 p.m. Mon. and Thu.	.....
Bombala School of Arts and Mechanics' Institute	14 Nov., 1872	Leasehold	.....	119 13 4	271 1 5	822 15 0	120	80 14 8	7	891	10 a.m. to 8 p.m.	50 weekly average.
Botany Mechanics' Institute	13 Aug, 1872	Freehold	500	227 1 5	72 18 9	254 2 10	.....	144 17 6	.....	416	7 p.m. to 10 p.m. 4 evenings weekly.	1,240
Bourke Mechanics' Institute	3 July, 1871	Freehold	120	53 18 4	37 12 9	171 9 8	29	76 5 0	1	414	8 p.m to 10 p.m. Mon. Wed. and Sat. and 3 to 5 p.m. Sun.	1,095
Camden School of Arts	26 Oct., 1866	Freehold	1,250	703 17 5	.....	1,014 0 0	150	50 0 0	5	620	10 a.m. to 10 p.m.	4,500
Carcoar School of Arts	11 Aug., 1873	Use of Court House	.....	36 0 0	.....	26 3 3	.....	5 0 0	.....	228	10 a.m. to 10 p.m.	.....
Casino School of Arts	18 Sept., 1875	Leasehold	.....	.....	.....	.....	.....	.....	.....	.....	.....	.....
Coonabarabran Mechanics' Institute	1 Oct., 1875	Leasehold	.....	.....	.....	.....	.....	48 8 6	.....	100	7 p.m. to 10 p.m.	355
Corowa Mechanics' Institute	21 April, 1873	Freehold	850	222 8 9	62 12 6 (1874.)	517 5 2	118	84 12 0	9	750	10 a.m. to 10 p.m.	326
Deniliquin Temporary Mechanics' Institute	5 July, 1875	.....	.....	.....	.....	.....	.....	76 13 0	.....	200	9 a.m. to 10 a.m. and 7 p.m. to 10 p.m.	150
Denman School of Arts	5 Mar., 1872	Freehold	457	.....	100 0 0	259 2 6	27	133 3 0	12	300	7 p.m. to 10 p.m.	.....
Dubbo	.....	.....	.....	.....	.....	.....	.....	.....	.....	.....	.....	.....
Dungog School of Arts	1 July, 1872	Leasehold	.....	39 0 0	25 0 0	61 0 0	.....	.....	.....	500	9 a.m. to 10 p.m.	.....
Maitland Mechanics' Institute	——— 1859	Freehold	2,000	158 14 3 (1868 to 1873.)	25 1 3 (1874.)	346 10 8 (1868 to 1873.)	175	50 2 6 (1874.)	None.....	1,534	8 a.m. to 10 p.m.	.....
Forbes School of Arts	4 Feb., 1867	.....	.....	187 12 8	20 0 0	400 19 2	12	48 3 5	60	618	9 a.m. to 10·30 a.m. Mon. Wed. and Fri. and 8 p.m. to 10 p.m. daily.	2,184
Fredericton School of Arts	11 Oct., 1871	Freehold	275	165 4 9	13 5 9	251 14 0	10	49 6 6	2	300	9 a.m. to 10 p.m.	.....
Goulburn Mechanics' Institute	.....	Freehold	2,500	51 18 10	.....	117 2 3	.....	115 16 0	.....	2,548	10 a.m to 10 p.m.	.....

No. 28 (*continued*) :—RETURN of Public Libraries, Schools of Art, &c.—*continued.*

Name of Institution.	Date when first opened.	Whether Freehold or Leasehold.	If Freehold, cost of Erection.	Amount of aid from Government.		Amount of Private Contributions.				Total number of Volumes in the Institution.	Hours during w it is open.	Total number of Visits paid during the Year.
				Prior to the past year.	During the past year.	Prior to the past year.		During the past year.				
						Money.	Books.	Money.	Books.			
			£	£ s. d.	£ s. d.	£ s. d.	No. of Vols.	£ s. d.	No. of Vols.			
Grafton School of Arts	3 July, 1868...	Freehold	2,500	234 3 4	57 13 9	334 10 9	.....	105 5 0	.....	1,100	9 a.m. to 10 p.m.	Between 200 and 300.
Grenfell	.....	.....	.....	.....	.....	.....	.....	.....	.....	.....	.....	.....
Gulgong School of Arts	— Aug., 1872...	Leasehold	.....	148 8 4	23 3 6	296 16 8	.....	95 5 6	.....	1,034	9 a.m. to 11 p.m.	10,430
Gundagai	.....	.....	.....	.....	.....	.....	.....	.....	.....	.....	.....	.....
Guntawang Mechanics' Institute and School of Arts ...	16 Feb., 1872 ...	Held in a Public Building.	.....	17 18 11	6 17 6	44 13 0	20	24 17 0	.....	400	All hours	.....
Hamilton Mechanics' Institute	——— 1873...	Freehold	150	.....	44 5 9	88 11 6	240	140 12 6	260	500	10 a.m. to 9 p.m.	.....
Hinton School of Arts	— Sept., 1869...	Freehold	929	480 13 10	.....	457 6 0	150	25 0 0	13	412	8 a.m. to 10 p.m.	.....
*Inverell Public Library	2 Aug., 1875...	Freehold	Unknown...	.....	200 0 0	.....	.....	29 1 11	.....	500	2 p.m. to 5 p.m. and 7 p.m. to 9 p.m. daily.	.....
Kiama	.....	.....	.....	.....	.....	.....	.....	.....	.....	.....	.....	.....
Lambton Mechanics' and Miners' Institute	24 Dec., 1867...	Freehold	313	376 2 3	25 8 0	423 19 4	.....	45 7 0	119	1,108	8 a.m. to 10 p.m.	.....
Largs School of Arts	6 May, 1875...	Leasehold	.....	.....	.....	.....	.....	21 0 0	75	75	8 p.m. to 10 p.m. Thu. ...	.....
Merriwa School of Arts	14 June, 1869...	Leasehold	.....	166 0 10	25 17 3	360 4 2	.....	50 4 0	.....	390	9 a.m. to 11 a.m., 2 p.m. to 5 p.m., and 7 p.m. to 9 p.m	5,200
Milton Mechanics' Institute and School of Arts	16 Aug., 1872...	Freehold	700	402 12 8	17 2 6	625 0 1	.....	47 19 8	.....	380	8 p.m. to 10 p.m. Mon. Thu. and Sat. and 2 p.m. to 5 p.m. Wed.	.....
Monaro	.....	.....	.....	.....	.....	.....	.....	.....	.....	.....	.....	.....
Morpeth School of Arts	24 Sept., 1863...	Freehold	2,050	1,023 10 1	-10 6 6	520 0 0	50	.....	7	753	9 a.m. to 10 p.m.	.....
Mudgee School of Arts	12 May, 1857...	Freehold	3,580	1,810 1 5	75 0 0	4,756 14 4	.....	251 9 0	.....	3,517	10 a.m. to 10 p.m.	.....
Murrurundi Mechanics' Institute and School of Arts ...	— July, 1873...	Freehold	950	.....	120 0 0	.....	.....	429 1 6	400	650	7 p.m. to 10 p.m.; 3 p.m. to 5 p.m. Sat.	.....
Musclebrook School of Arts	——— 1867...	Freehold	1,500	.....	.....	.....	.....	.....	.....	900	9 a.m. to 10 p.m.	.....
Narrabri Mechanics' Institute	1 Jan., 1871...	Leasehold	.....	59 17 11	.....	185 12 1	12	73 1 6	103	304	7 p.m. to 10 p.m. Mon. and Fri.	.....
Newcastle School of Arts...	29 July, 1875..	Freehold	2,500	.....	150 0 0	.....	.....	222 15 10	.....	1,230	10 a.m. to 1 p.m., 2 p.m. to 6 p.m., and 7 p.m. to 10 p.m.	.....
North Willoughby School of Arts	1 Jan., 1875...	Room lent	.....	.....	83 1 0	36 6 6	320	275 10 6	48	609	7 p.m. to 10 p.m. Mon. Wed. and Fri.	.....
Orange School of Arts	——— 1858...	Freehold	3,000	1,520 0 0	400 0 0	4,000 0 0	.....	1,150 0 0	.....	1,156	1·30 p.m. to 3·30 p.m. and 7 p.m. to 10 p.m.	3,500
Parramatta School of Arts	— May, 1850...	Freehold	1,000	.....	.....	.....	700	.....	.....	754	7 to 7·30 p.m. for distributing books.	.....
Paterson	.....	.....	.....	.....	.....	.....	.....	.....	.....	.....	.....	.....
Petersham Working Men's Institute	1 Jan., 1871...	Leasehold	.....	91 15 5	.....	228 12 0	400	.....	.....	400	7 a.m. to 10 p.m.	.....
Queanbeyan Literary Institute...	——— 1868...	Leasehold	.....	22 2 6	15 5 9	44 5 0 (1873 and 1874)	112	30 11 6	6	350	9 a.m. to 10 p.m.	.....
Richmond School of Arts	27 July, 1866 ...	Freehold	850	390 15 4	5 8 9	953 0 7	200	132 12 6	.....	756	1 hour daily...	.....
St. Leonards School of Arts	17 Oct., 1859...	Freehold	1,500	600 0 0	22 16 1	....	100	10 0 0	.....	1,500	9 a.m. to 9 p.m.	.....
Scone School of Arts	——— 1868...	Freehold	800	359 0 0	.....	50 0 0	100	50 0 0	.....	600	8 p.m. to 10 p.m.	.....
Singleton Mechanics' Institute...	——— 1866...	Freehold	2,000	621 7 5	.....	.....	.....	.....	.....	2,500	10 a.m. to 10 p.m.	.....
Stroud School of Arts	1 April, 1859...	Freehold	400	141 19 7 (1863 to 1873.)	.....	467 12 9	353	33 17 9	1	1,253	9 a.m. to 5 p.m. daily, 7 p.m. to 9 p.m. Mon. Wed. and Sat.	824

* The Inverell School of Arts was transferred to the Inverell Municipal Council in July last for the purpose of being converted into a Public Library.

No. 28 *(continued)*.—RETURN of Public Libraries, Schools of Art, &c.—*continued*.

Name of Institution.	Date when first opened.	Whether Freehold or Leasehold.	If Freehold, cost of Erection.	Amount of aid from Government.		Amount of Private Contributions.				Total number of Volumes in the Institution.	Hours during which it is open.	Total number of Visits paid during the Year.
				Prior to the past year.	During the past year.	Prior to the past year.		During the past year.				
						Money.	Books.	Money.	Books.			
			£	£ s. d.	£ s. d.	£ s. d.	No. of Vols.	£ s. d.	No. of Vols.			
Sydney Mechanics' School of Arts	22 Mar., 1833...	Freehold and land at rear on 99 years' lease.	.....	200 0 0 (per year.)	200 0 0	1,115 12 6 (1874.)	6	1,248 12 0	20	17,500	10 a.m. to 8 p.m.	2,281 members used the library; 62,733 vols. were issued.
Tamworth Mechanics' Institute	——— 1866...	Freehold	829	500 0 0	15 7 6	760 0 0	210	39 0 0	....	500	7·30 p.m. to 10 p.m.... ...	.....
Tenterfield School of Arts	15 April, 1871...	Leasehold	.....	29 15 7	141 15 6	.....	.....	.....	.....	400	7 p.m. to 10 p.m.	.....
Tumut...	.....	.....	.....	.....	.....	.....	.....	.....	.....	.....	.....	.....
Uralla Literary Institute...	1 Oct., 1874...	Leasehold	.....	.....	.....	63 10 0	298	52 10 0	39	337	10 a.m. to 10 p.m.	Average 10 daily.
Wagga Wagga	.....	.....	.....	.....	.....	.....	.....	.....	.....	.....	.....	.....
Walcha School of Arts	21 Sept., 1875...	Leasehold	.....	.....	.....	.....	.....	155 5 6	187	200	Reading-room, 8 a.m. to 10 p.m. daily; Library, Tue. and Fri., April to Sept., 7·30 to 8·30 p.m., Oct. to Mar., 8 p.m. to 9 p.m.	.....
Wallsend School of Arts...	— Sept., 1870...	Freehold	454	34 3 8	72 3 9	255 7 0	140	121 4 0*	.....	340	9 a.m. to 10 p.m.	.....
West Maitland School of Arts	——— 1855...	Freehold	2,600	575 0 0 (Since 1866.)	75 0	2,094 0 0 (Since 1866.)	174	162 0 0	4	4,084	9 a.m. to 1 p.m., 4 p.m. to 6 p.m., 7 p.m. to 10 p.m.	12,000
Windsor School of Arts	——— 1861...	Freehold	750	540 0 0	9 5 0	800 0 0	.....	19 0 0	.....	900	7 p.m. to 10 p.m.	.....
Wollongong School of Arts	9 Jan., 1860...	Freehold	1,328	1,225 16 4	10 11 6	1,542 11 0	387	22 13 0	.....	1,302	2 p.m. to 10 p.m.	1,173
Wyrallah School of Arts...	22 May, 1873...	Leasehold	.....	17 5 0	.....	34 10 0	1	7 0 0	20	203	2 p.m. to 6 p.m.	.....
Yass Mechanics' Institute	——— 1857... (Reorganized in 1859.)	Freehold	2,600	£1,000 Building Fund as well as other amounts.	37 0 0	.....	.....	67 5 0	.....	2,300	9 a.m. to 9 p.m.	.....
Young	.....	.....	.....	.....	.....	.....	.....	.....	.....	.....	.....	.....

AUSTRALIAN MUSEUM.

No. 29.—RETURN of the Australian Museum for the Year ending 31 December, 1875.

Hours between which it is open.	Number of Visitors during the Year.	Cost of Erection.	Receipts from Government.	Expenditure.		
				Maintenance.		Total.
				Purchases, &c.	Salaries and Wages.	
			£ s. d.	£ s. d.	£ s. d.	£ s. d.
Summer—12 to 5 o'clock. Winter—12 to 4 o'clock.	62,888	Cost of Old Building, £8,260 4s. 11d.; New Wing, £25,511 7s. 4d.; total, £33,771 12s. 3d.; and Dwarf Wall, £977 10s.	1,794 8 10	997 16 7	1,002 1 0	1,999 17 7

GAOLS AND

No. 30.—RETURN of the several GAOLS, and the Number of PRISONERS

Prison, where situated.	Respective Ages of Prisoners.	Number of Prisoners the Prison is capable of containing in separate Cells.	Number of Prisoners the Prison is capable of containing where more than one Prisoner sleeps in one Cell.	Number of Prisoners received					
				Debtors.		For Trial.		In Transitu.	
				M.	F.	M.	F.	M.	F.
Gaol, Darlinghurst, in the City of Sydney... ...	10 to 20 years ...	346	750	...	...	32 2	45 1	3	3
	20 to 30 „ ...			...	...	166 1	51	24	4
	30 to 40 „ ...			...	...	87 4	32	17 1	2
	40 to 50 „ ...			...	...	72 3	11	8	1
	50 years and upwards			...	...	41 1	10	19	...
	Unknown			23	2	...	...	...	...
	Total... ...	346	750	23	2	398 11	149 1	71 1	10
Gaol ... Parramatta ...	10 to 20 years ...	78	180	...	...	1	...	...	1
	20 to 30 „ ...			...	...	3	...	1	2
	30 to 40 „ ...			...	...	...	...	...	5
	40 to 50 „ ...			...	...	1	...	...	4
	50 years and upwards			...	...	1	...	...	18
	Total... ...	78	180	...	...	6	...	1	30
Berrima ...	10 to 20 years ...	75	120	...	...	...	...	...	...
	20 to 30 „ ...			...	...	1	...	1	...
	30 to 40 „ ...			...	...	1	...	3	...
	40 to 50 „ ...			...	...	1	...	1	...
	50 years and upwards			...	...	1	...	...	...
	Total... ...	75	120	...	...	4	...	5	...
Gaol ... Bathurst ...	Under 10 years ...	36	120	...	...	...	...	4	5
	10 to 20 „ ...			...	...	8	1	1	1
	20 to 30 „ ...			...	...	30	8	1 1	1
	30 to 40 „ ...			...	...	18 5	4	1	1
	40 to 50 „ ...			...	...	11 1	2	1	...
	50 years and upwards			...	...	40 1	3	4	...
	Total... ...	36	120	...	...	107 7	18	12 1	8
Maitland ...	10 to 20 years ...	110	182	1	...	3	1	...	...
	20 to 30 „ ...			1	...	23 1	3	8	...
	30 to 40 „ ...			...	...	32	...	8	...
	40 to 50 „ ...			...	...	14	1	3	...
	50 years and upwards			...	...	15	4	1	...
	Total... ...	110	182	2	...	87 1	9	20	...
Goulburn ...	Under 10 years ...	63	127	...	...	...	...	6	4
	10 to 20 „ ...			...	...	1	3	6	2
	20 to 30 „ ...			...	...	8	...	14 2	...
	30 to 40 „ ...			...	...	8	...	13	1
	40 to 50 „ ...			...	...	2	...	13	2
	50 years and upwards			...	...	1	...	15	3
	Total... ...	63	127	...	...	20	3	67 2	12

NOTE.—The small figures denote black or coloured Prisoners.

PRISONERS.

received therein during the Year 1875; also the Education of same.

during the Year 1875.															
Under Sentence to—						Total Number.		Greatest Number received at any one time.		Education.					
Labour.		Imprisonment.		Solitary Confinement.						Number who can read and write.		Number who can read only.		Number who cannot read.	
M.	F.	M.	F.	M.	F.	M.	F.	M.	F.	M.	F.	M.	F.	M.	F.
48	10	171 2	104	...	...	254 4	162 1	2	...	186 2	128 1	24	15	44 2	19
181 3	50	738 9	591 2	...	...	1109 13	696 2	12	7	954 3	587	29 4	32	126 6	77 2
81 2	61	747 3	790 1	...	...	932 10	885 1	10 1	8	795 1	647	36	89	101 9	149 1
63	46	597 1	503 1	...	...	740 4	561 1	5	6	625 1	364	29	78	86 3	119 1
56	51	704 3	536	...	...	820 4	597	8	7	634	296	32	75	154 4	226
.....	...	.....	...	...	...	23	2	...	...	23	2	...	...	...	...
429 5	218	2,957 18	2,524 4	...	...	3878 35	2903 5	37 1	28	3217 7	2024 1	150 4	289	511 24	590 4
2	...	.....	...	...	...	3	1	...	...	2	1	...	...	1	...
23 1	...	9	...	...	...	36 1	2	1	...	29	1	...	1	7 1	...
25 2	...	17	...	...	...	42 2	5	1	1	28	3	7	...	7 2	2
16 2	...	25 1	...	...	...	42 3	4	1 1	...	35	3	4 1	...	3 2	1
16	...	80 1	...	...	...	97 1	18	4	...	58	5	14	3	25 1	10
82 5	...	131 2	...	...	...	220 7	30	7 1	1	152	13	25 1	4	43 6	13
4	...	.....	...	1	...	5	.....	1	...	2	.....	1	...	2	...
50 1	...	4	...	1	...	57 1	.....	3	...	45	.....	4	...	8 1	...
26 2	...	3	...	4	...	37 2	.....	1 1	...	35	.....	1	...	1 2	...
24 2	...	.....	...	...	...	26 2	.....	...	...	21 1	.....	1	...	4 1	...
9	...	2	...	...	...	12	.....	2	...	8	.....	2	...	2	...
113 5	...	9	...	6	...	137 5	.....	7 1	...	111 1	.....	9	...	17 4	...
.....	...	2	2	...	...	6	7	...	...	.....	.....	...	...	6	7
6	2	1	2	...	...	16	6	...	...	10	6	1	...	5	...
37 2	1	25 2	11	...	...	93 5	21	6	1	69 1	15	7 1	2	17 3	4
12	...	19 3	22 1	...	...	50 8	27 1	3	...	34 1	7	8 1	11	8 6	9 1
9 1	...	26 3	11	...	...	47 5	13	1	...	37	9	4	3	6 5	1
9	1	49 5	21	...	...	102 6	25	...	...	74 1	12	4	4	24 5	9
73 3	4	122 13	69 1	...	...	314 24	99 1	10	1	224 3	49	24 2	20	66 19	30 1
18 1	2	15 1	1 1	1	...	38 2	4 1	1	...	28	2	3	...	7 2	2 1
86 10	14	61 3	22	...	...	179 14	39	4	...	143 9	30	8	5	28 5	4
48 4	7	57 3	20 2	...	...	145 7	27 2	2	...	119 1	16 1	5 1	3	21 5	8 1
22 1	6	41 3	19	...	...	80 4	26	3	...	65 2	13	3	6	12 2	7
27	19	44	20	...	...	87	43	1	...	52	9	7	9	28	25
201 16	48	218 10	82 3	1	...	529 27	139 3	11	...	407 12	70 1	26 1	23	96 14	46 2
.....	...	7	3	...	...	13	7	3	1	1	1	...	1	12	5
2	1	5	1	3	...	17	7	1	...	10	3	4	3	3	1
14	7	24 2	3	...	...	60 4	10	3	...	40 1	5	13	2	7 3	3
13	5	22 2	5	...	...	56 2	11	1	...	42	5	7	4	7 2	2
13	4	18	7	...	...	46	13	1	...	35	6	5	4	6	3
12	...	69 2	7	...	...	97 2	10	5	...	64	1	20	4	13 2	5
54	17	145 6	26	3	...	289 8	58	14	1	192 1	21	49	18	48 7	19

No. 30.—RETURN OF GAOLS AND PRISONERS received therein, &c.—*continued.*

Prison, where situated.	Respective Ages of Prisoners.	Number of Prisoners the Prison is capable of containing in separate Cells.	Number of Prisoners the Prison is capable of containing where more than one Prisoner sleeps in one Cell.	Number of Prisoners received					
				Debtors.		For Trial.		In Transitu.	
				M.	F.	M.	F.	M.	F.
Gaol—Port Macquarie	10 to 20 years	9	122	...	...	2	...	...	...
	20 to 30 „			...	...	...	...	...	...
	30 to 40 „			...	...	...	...	...	...
	40 to 50 „			...	...	...$_{1}$	...	...	...
	50 years and upwards			...	...	...	...	...	...
	Total	9	122	...	...	2$_{1}$	...	...	...
Gaol—Albury	Under 10 years	12	36	...	...	...	...	3	3
	10 to 20 „			...	...	3	...	...$_{1}$	1
	20 to 30 „			...	...	6	...	4$_{1}$	...
	30 to 40 „			...	...	12	...	2	1
	40 to 50 „			...	...	5	...	1	1
	50 years and upwards			...	...	2	...	3	1
	Total	12	36	...	...	28	...	13$_{2}$	7
Gaol—Braidwood	Under 10 years	12	36	...	...	...	...	...	...
	10 to 20 „			1	...	8	...	2	1
	20 to 30 „			...	...	5	...	4	...
	30 to 40 „			...	...	5	...	2	...
	40 to 50 „			...	...	...	...	...	...
	50 years and upwards			...	...	...	...	2	...
	Total	12	36	1	...	18	...	10	1
Gaol—Mudgee	Under 10 years	24	72	...	...	...	...	2	4
	10 to 20 „			...	...	8	...	4$_{1}$	1
	20 to 30 „			1	...	17	1	3$_{2}$	...
	30 to 40 „			1	...	19$_{2}$	1	9	...
	40 to 50 „			2	...	5$_{2}$	...	7	...
	50 years and upwards			1	...	9	...	8	1
	Total	24	72	5	...	58$_{4}$	2	33$_{3}$	6
Gaol—Wagga Wagga	10 to 20 years	11	33	...	...	...	...	...	...
	20 to 30 „			...	...	4	...	1	...
	30 to 40 „			...	...	13$_{1}$	...	...	...
	40 to 50 „			...	...	7$_{2}$	...	1	...
	50 years and upwards			...	...	9	...	1	...
	Total	11	33	...	...	33$_{3}$	...	3	...

NOTE.—The small figures denote black or coloured Prisoners.

PRISONERS—*continued.*

during the Year 1875.

Under Sentence to—						Total Number.		Greatest Number received at any one time.		Education.					
Labour.		Imprisonment.		Solitary Confinement.						Number who can read and write.		Number who can read only.		Number who cannot read.	
M.	F.	M.	F.	M.	F.	M.	F.	M.	F.	M.	F.	M.	F.	M.	F.
.....	...	1_{1}	...	...	...	3_{1}	.....	1	...	1_{1}	.....	1	...	1	...
5_{2}	...	1	...	...	...	6_{2}	.....	1	...	2	.....	1	...	3_{2}	...
1	...	.....	...	...	...	1	.....	...	...	1	.....	...	...	...	...
3_{1}	...	1	...	...	...	4_{2}	.....	...	...	1	.....	2	...	1_{2}	...
2_{1}	...	2	...	...	...	4_{1}	.....	1	...	2	.....	1	...	1_{1}	...
11_{4}	...	5_{1}	...	...	...	18_{6}	.....	3	...	7_{1}	.....	5	...	6_{5}	...
.....	...	.....	...	...	...	3	3	...	2	.....	.....	...	...	3	3
.....	...	1	...	...	...	4_{1}	1	...	1	3	.....	...	...	1_{1}	1
2	...	8	...	...	...	20_{1}	.....	1	...	15	.....	2	...	3_{1}	...
.....	...	6	4	...	...	20	5	...	1	16	2	1	3	3	...
4	...	22	1	...	...	32	2	1	...	26	1	4	...	2	1
1	...	14	3	...	...	20	4	...	...	10	1	6	2	4	1
7	...	51	8	...	...	99_{2}	15	2	4	76	4	13	5	16_{2}	6
.....	...	4	2	...	...	4	2	2	1	.....	1	...	...	4	1
.....	...	2	...	...	...	13	1	1	1	6	1	1	...	6	...
.....	...	5	6	...	...	14	6	1	1	7	4	1	2	6	...
2	2	5	3	...	...	14	5	1	1	8	2	...	3	6	...
.....	...	1	...	...	...	1	.....	1	...	.....	.....	1	...	...	...
1	...	7	...	...	...	10	.....	1	...	3	.....	2	...	5	...
3	2	24	11	...	...	56	14	7	4	24	8	5	5	27	1
.....	...	1	2	...	...	3	6	3	2	.....	1	...	...	3	5
6	...	4	...	...	...	22_{1}	1	...	...	11	.....	2	1	9_{1}	...
6_{2}	1	9	2	...	...	36_{4}	4	...	...	30	3	2_{1}	...	4_{3}	1
8_{1}	2	17_{2}	7	...	...	54_{5}	10	...	1	46_{2}	5	4	3	4_{3}	2
7	4	9_{1}	12	...	...	30_{3}	16	1	...	24	3	1	6	5_{3}	7
5	...	11	9	...	...	34	10	...	...	23	2	5	2	6	6
32_{3}	7	51_{3}	32	...	...	179	47	4	3	134_{2}	14	14_{1}	12	31_{10}	21
.....	...	2	...	...	...	2	.....	...	...	2	.....	...	...	...	...
.....	...	11	4	...	...	16	4	1	...	14	1	...	...	2	3
3	...	23	2	...	...	39_{1}	2	...	...	30	1	3	...	6_{1}	1
1	1	17	9	...	...	26_{2}	10	1	1	20	2	...	2	6_{2}	6
1	...	25	4	...	...	36	4	...	1	21	2	5	...	10	2
5	1	78	19	...	...	119_{3}	20	2	2	87	6	8	2	24_{3}	12

No. 30.—RETURN OF GAOLS AND PRISONERS received therein, &c.—*continued.*

Prison, where situated.	Respective Ages of Prisoners.	Number of Prisoners the Prison is capable of containing in separate Cells.	Number of Prisoners the Prison is capable of containing where more than one Prisoner sleeps in one Cell.	Number of Prisoners received					
				Debtors.		For Trial.		In Transitu.	
				M.	F.	M.	F.	M.	F.
Gaol — Armidale...	10 to 20 years	10	30	...	...	4 1	...	...	...
	20 to 30 „			...	...	11	...	2	...
	30 to 40 „			...	...	3 2	...	1	...
	40 to 50 „			...	...	1 2	1	...	...
	50 years and upwards			...	...	1	...	...	...
	Total	10	30	...	...	20 5	1	3	...
Gaol — Yass	Under 10 years	11	33	...	...	...	...	4	6
	10 to 20 „			...	...	2	4	2	...
	20 to 30 „			...	...	8	...	10 1	...
	30 to 40 „			...	...	10	1	12	4
	40 to 50 „			...	...	4	...	16	6
	50 years and upwards			...	...	...	...	16	2
	Total	11	33	...	...	24	5	60 1	18
Gaol — Deniliquin	10 to 20 years	12	36	...	...	1 1	...	1	...
	20 to 30 „			...	...	8 1	2	1	...
	30 to 40 „			...	...	...	...	...	...
	40 to 50 „			...	...	5	1	...	...
	50 years and upwards			...	...	7	...	1	...
	Total	12	36	...	...	21 2	3	3	...
Gaol — Cooma	10 to 20 years	32	96	...	...	3	1	1	...
	20 to 30 „			...	...	7	1	...	...
	30 to 40 „			...	...	2	...	...	...
	40 to 50 „			...	...	1	...	...	...
	50 years and upwards			...	...	1	...	1	...
	Total	32	96	...	...	14	2	2	...
TOTALS OF GAOLS		841	1,973	31	2	840 34	192 1	303 10	92

NOTE.—The small figures denote black or coloured Prisoners.

PRISONERS—*continued.*

during the Year 1875.															
Under Sentence to—						Total Number.		Greatest Number received at any one time.		Education.					
Labour.		Imprisonment.		Solitary Confinement.						Number who can read and write.		Number who can read only.		Number who cannot read.	
M.	F.	M.	F.	M.	F.	M.	F.	M.	F.	M.	F.	M.	F.	M.	F.
.....	...	3	...	...	...	7 1	.....	...	...	3	.....	...	...	4 1	...
6	1	9	4	...	...	28	5	2	1	16	5	6	...	6	...
2 1	...	11 1	2	1	...	18 4	2	1	...	10 2	1	4	...	4 2	1
.....	...	5	...	...	...	6 2	1	...	...	4	.....	...	...	2 2	1
8	1	11	3	...	...	20	4	1	...	12	4	4	...	4	...
16 1	2	39 1	9	1	...	79 7	12	4	1	45 2	10	14	...	20	2
.....	...	.....	...	...	...	4	6	...	...	.....	.....	...	...	4	6
6	...	4	...	1	...	15	4	...	...	11	2	...	...	4	2
10	2	3	...	...	3	31 1	5	6	...	21	1	...	3	10 1	1
8	4	6	1	3	...	39	10	4	...	33	4	...	4	6	2
14	4	6	3	...	...	40	13	2	2	34	5	2	...	4	8
6	...	10	4	...	1	32	7	...	...	24	1	4	3	4	3
44	10	29	8	4	4	161 1	45	12	2	123	13	6	10	32 1	22
1 1	...	1	...	...	...	4 2	.....	...	...	1	.....	...	...	3 2	...
7	...	6	5	...	...	22 1	7	3 1	...	17 1	7	2	...	3	...
8	1	13 1	2	...	...	21 1	3	...	...	18	.....	... 1	...	3	3
7	2	6	5	...	...	18	8	...	...	16	7	...	1	2	...
7	...	11	1	...	...	26	1	1	...	21	.....	2	...	3	1
30 1	3	37 1	13	...	...	91 4	19	4 1	...	73 1	14	4 1	1	14 2	4
4	...	.....	...	...	...	8	1	2	...	.....	1	2	...	6	...
4	...	4	1	...	...	15	2	1	...	8	1	1	1	6	...
1	1	2	...	...	...	5	1	...	...	2	.....	2	1	1	...
2	...	9	1	...	...	12	1	...	...	9	1	1	...	2	...
2	...	3	3	...	...	7	3	1	...	3	.....	2	...	2	3
13	1	18	5	...	...	47	8	4	...	22	3	8	2	17	3
1,113 43	313	3,914 55	2,806 8	15	4	6,216 142	3,409 9	128 4	47	4,888 30	2,249 2	360 10	391	968 102	769 7

No. 31.—RETURN of Police Gaols, and the Number of

Prison, where situated.	Number of Prisoners the Prison is capable of containing in separate Cells.	Number of Prisoners the Prison is capable of containing where more than one Prisoner sleeps in one Cell.	Number of Prisoners received					
			Debtors.		For Trial.		In Transitu.	
			M.	F.	M.	F.	M.	F.
Bega	5	10	.....	.....	1_2	.....	.....	.....
Bourke	12	36	1	.....	19_3	1	1	.....
Campbelltown	12	20	.....	.....	86	13	.....	.....
Dubbo	9	35	.....	.....	33_1	13	9	2
Forbes	4	14	.....	.....	19_2	2	7_4	1
Glen Innes	4	20	.....	.....	11	$.....1$	5_2	1
Grafton	12	36	.....	.....	17	.....	16	1
Gundagai	4	20	1	.....	6_1	.....	57_1	1
Hay	2	6	1	.....	18	4	.....	.....
Murrurundi	4	12	.....	.....	38	3	43	4
Muswellbrook...	4	10	.....	.....	.....	.....	25	4
Narrabri (No return) ...	.....	.....	.....	.....	.....	.....	.....	.....
Orange	5	25	1	.....	40_1	2	61_1	8
Queanbeyan	6	24	.....	.....	24	1	5	.....
Singleton	4	20	.....	.....	11	.....	.....	.....
Tamworth	4	18	1	.....	23_3	.....	33_3	4
Tenterfield	3	8	.....	.....	12	1	2	1
Wellington	4	16	.....	.....	25	2_1	27	2
Wentworth	2	5	.....	.....	11	1	2	.....
Windsor	12	36	.....	.....	3	3	2	3
Wollongong	12	36	.....	.....	6	.....	2	.....
Young	5	12	.....	.....	15_2	.....	1	1
TOTALS OF POLICE GAOLS	129	419	5	.....	418_{14}	46_2	298_{11}	33
TOTALS OF GAOLS ...	841	1,973	31	2	840_{34}	192_1	303_{10}	92
GENERAL TOTAL ...	970	2,392	36	2	$1,258_{48}$	238_3	601_{21}	125

NOTE.—The small figures denote black or coloured Prisoners.

PRISONERS—*continued.*

PRISONERS received therein during the Year 1875; also, the Education of same.

during the Year 1875.																	
Under Sentence to—								Greatest Number received at any one time.		Education.							
Labour.		Imprisonment.		Solitary Confinement.		Total Number.				Number who can read and write.		Number who can read only.		Number who cannot read.			
M.	F.	M.	F.	M.	F.	M.	F.	M.	F.	M.	F.	M.	F.	M.	F.		
6 1	...	40 5	2 3	...	...	47 8	2 3	4 1	1 3	30 1	1	7	...	10 7	1 3		
22 3	1	26 1	...	...	...	69 7	2	6	...	61	1	1	...	7 7	1		
1	...	1	2	...	...	88	15	2	1	82	3	4	7	2	5		
10	...	23 1	13	...	...	75 2	28	4	2	57	22	7	4	11 2	2		
.....	...	58 4	8	...	...	84 10	11	2	1	71 1	6	5	1	8 9	4		
20 1	...	17	...	...	...	53 3	1 1	2	...	47 1	1	2	...	4 2	... 1		
13	...	32 3	2	...	...	78 3	3	4	...	45	1	20	...	13 3	2		
6 1	...	10 2	11	...	...	80 5	12	8	...	51 3	4	6	7	23 2	1		
11	3	52	3	...	...	82	10	4	...	77	9	1	...	4	1		
1	...	43 1	4	...	...	125 1	11	5	2	104 1	7	6	1	15	3		
.....	...	12	1	...	...	37	5	2	1	20	2	11	2	6	1		
.....	...	.....	...	...	...	.....	.....	...	...	.....	...	...	...	.....	...		
16	2	39	8	...	...	157 2	20	9	1	100 2	9	5	4	52	7		
2	...	17	...	...	...	48	1	3	1	29	1	6	...	13	...		
.....	...	17	9	...	...	28	9	3	...	24	3	1	...	3	6		
.....	...	66 1	8	...	...	123 6	12	3	3	101	6	11	4	11 6	2		
.....	...	22	3	...	...	36	5	2	1	22	1	2	...	12	4		
19 1	2	11	3	...	...	82 1	9 1	6	...	64	5 1	4	1	14 1	3		
16	...	14	...	...	...	43	1	3	...	39	1	...	...	4	...		
16	5	30	10	19 1	11	70 1	32	3	1	47	17	14	12	9 1	3		
8	1	34	5	...	...	50	6	1	1	34	1	8	3	8	2		
14 4	2	16 2	7	...	...	46 8	10	2	...	35	4	4	1	7 8	5		
181 11	16	580 20	99 3	19 1	11	1,501 67	205 5	78 1	16 3	1,140 9	105 1	125	47	236 48	53 4		
1,113 43	313	3,914 55	2806 8	15	4	6,216 142	3,409 9	128 4	47	4,888 80	2249 2	360 10	391	968 102	769 7		
1,294 54	329	4,494 75	2905 11	34 1	15	7,717 199	3,614 14	206 5	63 3	6,028 39	2354 3	485 10	438	1,204 150	822 11		

No. 32.—RETURN of the several Gaols, and the number of

Prison, where situated.	Respective Ages of Prisoners.	Committed before.								Employed during the Year.							
		Once.		Twice.		Three or more times.		Total.		Labour in the Prison.		Labour out of the Prison.		Other Employments.		Total.	
		M.	F.	M.	F.	M.	F.	M.	F.	M.	F.	M.	F.	M.	F.	M.	F.
Gaol, Darlinghurst, in the City of Sydney...	10 to 20 years ...	183 2	60	5	3	8	8	196 2	71	48	10	...	...	148 2	61	196 2	71
	20 to 30 „ ...	660 12	144 2	28	14	69	83	757 12	241 2	181 3	50	...	...	576 9	191 2	757 12	241 2
	30 to 40 „ ...	69 6	162 1	26	15	462	87	557 6	264 1	81 2	61	...	...	476 4	203 1	557 6	264 1
	40 to 50 „ ...	64 1	115 1	23	8	327	43	414 1	166 1	63	46	...	...	451 1	120 1	514 1	166 1
	50 years and upwards	82 3	133	23	17	246	67	351 3	217	56	51	...	...	295 3	166	351 3	217
	Total	1058 24	614 4	105	57	1112	288	2275 24	959 4	429 5	218	...	...	1946 19	741 4	2375 24	959 4
Gaol ... Parramatta ...	10 to 20 years ...	...	...	...	...	...	...	...	...	...	...	...	...	...	...	...	...
	20 to 30 „ ...	11	...	2	...	22	...	35	...	26 1	...	5	...	15 1	...	46 2	...
	30 to 40 „ ...	22	1	13	...	13	2	48	3	36 3	...	8	...	15	...	59 3	...
	40 to 50 „ ...	16	...	14	1	15	1	45	2	18	...	1	...	11	...	30	...
	50 years and upwards	19	4	16	...	35	9	70	13	27 2	...	1	...	4	...	32 2	...
	Total	68	5	45	1	85	12	198	18	107 6	...	15	...	45 1	...	167 7	...
Gaol ... Berrima ...	10 to 20 years ...	2	...	...	...	...	...	2	...	4	...	...	...	...	...	4	...
	20 to 30 „ ...	7	...	4	...	5	...	16	...	48 1	...	2	...	4	...	54 1	...
	30 to 40 „ ...	3 1	...	4	...	4	...	11 1	...	26 2	...	...	...	3	...	29 2	...
	40 to 50 „ ...	2	...	3	...	7 1	...	12 1	...	23 2	...	1	...	...	...	24 2	...
	50 years and upwards	3 2	...	1	...	4	...	8 2	...	9	...	...	...	2	...	11	...
	Total	17 3	...	12	...	20 1	...	49 4	...	110 5	...	3	...	9	...	122 5	...
Gaol ... Bathurst ...	10 to 20 years ...	3	2	...	...	...	...	3	2	14	6	2	...	...	...	16	6
	20 to 30 „ ...	11 1	3	4	1	2 1	5	17 2	9	40 4	9 1	30 1	...	...	...	70 5	9 1
	30 to 40 „ ...	10	3	4 1	2	4 2	10 1	18 3	15 1	24 3	18	8	...	...	...	32 3	18
	40 to 50 „ ...	8 1	2	4	1	2 4	9	14 5	12	40 3	11	4	...	...	...	44 3	11
	50 years and upwards	13 1	2	2	2	14 2	13	29 3	17	30 5	5	...	...	...	...	30 5	5
	Total	45 3	12	14 1	6	22 9	37 1	81 13	55 1	148 15	49 1	44 1	...	...	...	192 16	49 1
Gaol ... Maitland ...	10 to 20 years ...	2	...	...	...	...	1	2	1	10 1	2	8	...	15 1	1 1	33 2	3 1
	20 to 30 „ ...	7 1	1	4	1	2	5	13 1	7	59 10	14	27	...	61 3	22	147 13	36
	30 to 40 „ ...	14	1	5 1	3	5 1	7 1	24 2	11 1	22 4	7	26	...	57 3	20 2	105 7	27 2
	40 to 50 „ ...	3	1	2	...	2	3	7	4	12 1	6	10	...	41 3	19	63 4	25
	50 years and upwards	6	1	5 1	2	8	8	19 1	11	22	19	5	...	44	20	71	39
	Total	32 1	4	16 2	6	17 1	24 1	65 4	34 1	125 16	48	76	...	218 10	82 3	419 26	130 3

NOTE.—The small figures denote black or coloured Prisoners.

PRISONERS—*continued.*

PRISONERS in Confinement at MICHAELMAS, 1875, &c., &c.

Gaol Punishments during the Year.						Deaths during the Year.		Number in Confinement at Michaelmas, 1875.																							
								Felons.						Petty Larceny.				Assaults.				Other Offences.						General Total.			
Solitary Confinement.		Other Punishments.		Total.				Tried.		Untried.		Total.		Tried.		Untried.		Total.		Tried.		Untried.		Total.		Tried.		Untried.		Total.			
M.	F.	M.	F.	M.	F.	M.	F.	M.	F.	M.	F.	M.	F.	M.	F.	M.	F.	M.	F.	M.	F.	M.	F.	M.	F.	M.	F.	M.	F.	M.	F.		
48	35	13	1	61	36	...	...	14	5	2	2	16	7	9	3	...	...	9	3	1	...	...	...	1	...	10	8	...	...	10	8	36	18
																												1		1			
121	51	31	2	152	53	1	1	54	8	8	4	62	12	13	2	...	...	13	2	7	1	...	...	7	1	37	31	3	1	40	32	122	47
46	25	5	1	51	26	1	...	41	2	3	...	44	2	10	4	...	...	10	4	9	1	2	...	11	1	49	32	2	...	51	32	116	39
15	7	2	...	17	7	2	1	25	...	2	...	27	...	9	...	...	...	9	...	8	...	...	...	8	...	24	22	1	...	25	22	69	22
										1		2																					
6	3	1	...	7	3	4	2	18	3	3	1	21	4	4	1	...	...	4	1	6	...	...	...	6	...	20	25	...	...	20	25	51	30
1																																	
236	121	52	4	288	125	8	4	152	18	18	7	170	25	45	10	...	...	45	10	31	2	2	...	33	2	140	118	6	1	146	119	394	156
9		3		12		2		7		1		8								1				1		4		1		5		14	
...	...	...	...	...	...	...	...	...	...	...	...	...	...	...	...	1	...	1	...	...	...	...	...	...	...	...	...	...	...	...	...	1	...
8	...	...	...	8	...	1	...	41	...	...	...	41	...	...	...	...	...	...	...	1	...	...	...	1	...	1	...	...	...	1	...	43	...
								1				1														1				1		2	
1	...	...	...	1	...	2	...	48	...	...	...	48	...	1	...	...	...	1	...	1	...	...	...	1	...	1	...	...	...	1	...	51	...
1				1				4				4																				4	
4	...	...	...	4	...	1	...	32	...	...	...	32	..	...	...	...	...	...	...	1	...	...	...	1	...	1	...	...	...	1	...	34	...
								2				2																				2	
7	...	...	...	7	...	1	...	20	...	...	...	20	...	3	...	...	...	3	...	...	...	...	...	...	...	3	...	...	...	3	...	26	...
								1				1																				1	
20	...	...	...	20	...	5	...	141	...	...	...	141	...	4	...	1	...	5	...	3	...	...	...	3	...	6	...	...	...	6	...	155	...
1				1				8				8														1				1		9	
1	...	1	...	2	...	...	...	5	...	...	...	5	...	...	...	...	...	...	...	1	...	...	...	1	...	...	...	...	...	...	...	6	...
21	...	5	...	26	...	1	...	27	...	...	...	27	...	5	...	...	...	5	...	5	...	...	...	5	...	3	...	...	...	3	...	40	...
								1				1								1				1								2	
6	...	4	...	10	...	...	...	11	...	...	...	11	...	4	...	...	...	4	...	4	...	...	...	4	...	1	...	...	...	1	...	20	...
								1				1								1				1								2	
3	...	2	...	5	...	...	...	7	...	...	...	7	...	4	...	...	...	4	...	3	...	...	...	3	...	1	...	...	...	1	...	15	...
																										2				2		2	
2	...	1	...	3	...	...	...	7	...	...	...	7	...	1	...	...	...	1	...	3	...	...	...	3	...	3	...	...	...	3	...	14	...
33	...	13	...	46	...	1	...	57	...	...	...	57	...	14	...	...	...	14	...	16	...	...	...	16	...	8	...	...	...	8	...	95	...
								2				2								2				2		2				2		6	
4	2	2	3	6	5	...	...	4	1	1	...	5	1	...	...	...	...	...	...	...	...	...	...	...	...	1	...	...	...	1	...	6	1
17	...	7	...	24	...	...	...	26	2	2	...	28	2	...	...	...	...	...	...	2	...	1	...	3	...	6	4	...	...	6	4	37	6
										1		1								1				1								2	
3	...	...	...	3	...	1	...	6	...	...	1	6	1	...	...	...	...	...	...	...	...	...	...	...	...	2	2	2	...	4	2	10	3
																				1				1								1	
1	...	...	...	1	...	...	...	6	1	...	...	6	1	...	...	...	...	...	...	2	...	1	...	3	...	3	1	...	...	3	1	12	2
								1				1																				1	
...	1	3	...	3	1	3	...	3	...	1	1	4	1	...	...	...	...	...	...	...	...	...	...	...	...	2	3	...	...	2	3	6	4
								1				1														1				1		2	
25	3	12	3	37	6	4	...	45	4	4	2	49	6	...	...	...	...	...	...	4	...	2	...	6	...	14	10	2	...	16	10	71	16
								2		1		3								2				2		1				1		6	
11	2	26	4	37	6	...	...	4	2	1	1	5	3	...	...	...	...	...	...	...	...	...	...	...	...	...	...	...	...	...	...	5	3
17	2	28	14	45	16	...	...	21	1	2	...	23	1	...	...	...	...	...	...	5	...	...	...	5	...	10	6	...	...	10	6	38	7
		2		2				5				5																				5	
5	1	20	4	25	5	...	...	18	...	2	...	20	...	...	...	...	...	...	...	5	...	...	...	5	...	11	5	...	...	11	5	36	5
2		3	2	5	2			1				1																				1	
4	1	1	1	5	2	...	...	8	...	...	...	8	...	...	...	...	...	...	...	3	...	...	...	3	...	4	2	1	...	5	2	16	2
		5		5				1				1																				1	
1	4	1	4	2	8	...	...	8	...	1	...	9	...	...	...	...	...	...	...	1	...	...	...	1	...	7	4	...	1	7	5	17	5
38	10	76	27	114	37	...	...	59	3	6	1	65	4	...	...	...	...	...	...	14	...	...	...	14	...	32	17	1	1	33	18	112	22
2		10	2	12	2			7				7																				7	

No. 32.—RETURN of Gaols, and Prisoners in Confinement

Prison, where situated.	Respective Ages of Prisoners.	Committed before.								Employed during the Year.							
		Once.		Twice.		Three or more times.		Total.		Labour in the Prison		Labour out of the Prison.		Other Employments.		Total.	
		M.	F.	M.	F.	M.	F.	M.	F.	M.	F.	M.	F.	M.	F.	M.	F.
Gaol — Goulburn	10 to 20 years	5	1	1	...	1	...	7	1	6	...	2	...	...	...	8	...
	20 to 30 „	4 (1)	...	1 (1)	...	1	...	6 (2)	...	24 (2)	7	21	...	1	...	46 (2)	7
	30 to 40 „	5	3	4	1	5	1	14	5	24 (1)	4	15	...	1	...	40 (1)	4
	40 to 50 „	4	1	2	2	3	...	9	3	20	2	17	...	...	...	37	2
	50 years and upwards	9	2	5	1	6	1	20	4	25	...	16	...	1	...	42	...
	Total	27 (1)	7	13 (1)	4	16	2	56 (2)	13	99 (3)	13	71	...	3	...	173 (3)	13
Gaol — Port Macquarie	20 to 30 years	...	...	2	...	1 (1)	...	3 (1)	...	2 (1)	...	...	...	... (3)	...	2 (4)	...
	30 to 40 „	5	...	1	...	3	...	9	...	1 (1)	... (1)	1	...	6 (3)	...	8 (4)	... (1)
	40 to 50 „	4	...	1	...	4	...	9	...	...	...	...	...	...	...	...	...
	50 years and upwards	3	...	...	...	1	...	4	...	...	...	1	...	2	...	3	...
	Total	12	...	4	...	9 (1)	...	25 (1)	...	3 (2)	... (1)	2	...	8 (6)	...	13 (8)	... (1)
Gaol — Albury	10 to 20 years	...	...	...	...	...	...	...	...	...	...	...	...	2	...	2	...
	20 to 30 „	...	...	1	...	...	...	1	...	...	...	...	...	4	...	4	...
	30 to 40 „	1	...	...	...	...	...	1	...	...	...	...	...	1	...	1	...
	40 to 50 „	2	...	...	...	2	...	4	...	...	...	...	...	11	...	11	...
	50 years and upwards	...	...	...	...	2	1	2	1	...	...	...	...	2	...	2	...
	Total	3	...	1	...	4	1	8	1	...	...	...	...	20	...	20	...
Gaol — Braidwood	Under 10 years	4	2	...	...	...	...	4	2	...	...	...	...	...	...	...	...
	10 to 20 „	6	1	3	...	4	...	13	1	...	...	...	...	...	...	...	...
	20 to 30 „	5	2	4	2	5	2	14	6	1	...	...	...	...	...	1	...
	30 to 40 „	9	1	3	1	2	3	14	5	3	2	...	...	1	...	4	2
	40 to 50 „	1	...	...	...	...	...	1	...	1	...	...	...	...	...	1	...
	50 years and upwards	6	...	2	...	2	...	10	...	1	...	...	...	...	...	1	...
	Total	31	6	12	3	13	5	56	14	6	2	...	...	1	...	7	2
Gaol — Mudgee	Under 10 years	...	...	...	...	...	...	...	...	...	...	...	...	...	...	...	...
	10 to 20 „	...	...	...	...	...	...	...	...	4	...	2	...	...	...	6	...
	20 to 30 „	6	...	3	...	...	...	9	...	10 (2)	2	3	...	...	...	13 (2)	2
	30 to 40 „	4	1	4	1	3	2	11	4	11 (2)	5	4	...	...	...	15 (2)	5
	40 to 50 „	3	...	1 (1)	...	2	6	6 (1)	6	4	6	...	...	...	...	4	6
	50 years and upwards	8	...	1	1	6	3	15	4	5	...	3	...	...	...	8	...
	Total	21	1	9 (1)	2	11	11	41	14	34 (4)	13	12	...	...	...	46 (4)	13

NOTE.—The small figures denote black or coloured Prisoners.

PRISONERS—*continued.*

at MICHAELMAS, &c.—*continued.*

Gaol Punishments during the Year.						Deaths during the Year.		Number in Confinement at Michaelmas, 1875.																					
								Felons.						Petty Larceny.						Assaults.						Other Offences.					
Solitary Confinement.		Other Punishments.		Total.				Tried.		Untried.		Total.		Tried.		Untried.		Total.		Tried.		Untried.		Total.		Tried.		Untried.		Total.		General Total.	
M.	F.	M.	F.	M.	F.	M.	F.	M.	F.	M.	F.	M.	F.	M.	F.	M.	F.	M.	F.	M.	F.	M.	F.	M.	F.	M.	F.	M.	F.	M.	F.	M.	F.
...	1	...	...	...	1	...	...	2	1	1	...	3	1	...	...	...	...	...	...	...	...	...	...	...	...	...	1	...	...	...	1	3	2
5	7	...	...	5	7	...	...	13_2	4	...	...	13_2	4	...	...	...	...	...	...	...	...	...	...	...	...	1	...	...	...	1	...	14_2	4
1	...	...	...	1	...	...	...	13	2	...	...	13	2	...	...	...	...	...	...	1	...	...	1	...	...	...	...	...	...	...	...	14	2
1	...	...	...	1	...	1	...	13	...	1	...	14	...	...	...	...	...	...	...	...	...	...	...	...	...	...	2	...	...	...	2	14	2
1	1	...	...	1	1	4_1	1	10	...	...	...	10	...	...	...	...	...	...	...	...	...	...	...	...	...	2	1	...	...	2	1	12	1
8	9	...	...	8	9	5_1	1	51_2	7	2	...	53_2	7	...	...	...	...	...	...	1	...	...	...	1	...	3	4	...	...	3	4	57_2	11
7	...	...	...	7	...	...	...	2	...	...	...	2	...	...	...	...	...	...	...	...	...	...	...	...	...	1	...	...	...	1	...	3	...
14	...	...	...	14	...	...	...	1_1	... $_1$	...	...	1_1	... $_1$	...	...	...	...	...	...	2	...	...	...	2	...	... $_1$	...	...	...	... $_1$	...	3_2	... $_1$
12	...	...	...	12	...	1	...	2	...	...	...	2	...	...	...	...	...	...	...	...	...	...	...	...	...	...	...	...	...	...	...	2	...
8	...	...	...	8	...	...	...	8	...	...	...	8	...	...	...	...	...	...	...	1	...	...	...	1	...	1	...	...	...	1	...	10	...
41	...	...	...	41	...	1	...	13_1	... $_1$	...	...	13_1	... $_1$	...	...	...	...	...	...	3	...	...	...	3	...	2_1	...	...	...	2_1	...	18_2	... $_1$
...	...	...	...	...	...	...	...	1	...	...	...	1	...	...	...	...	...	...	...	...	...	...	...	...	...	...	...	...	...	...	...	1	...
...	...	...	...	...	...	...	...	...	...	...	...	...	...	...	...	...	...	...	...	1	...	...	...	1	...	...	...	...	...	...	...	1	...
1	...	...	...	1	...	...	...	...	...	1	...	1	...	...	...	...	...	...	...	...	...	...	...	...	...	...	2	...	...	2	...	3	...
1	...	...	...	1	...	...	...	1	...	1	...	2	...	...	...	...	...	...	...	...	...	...	...	...	...	...	...	...	...	...	...	2	...
2	...	...	...	2	...	...	...	...	...	...	...	...	...	...	...	...	...	...	...	1	...	...	...	1	...	...	...	...	...	...	...	1	...
4	...	...	...	4	...	...	...	2	...	2	...	4	...	...	...	...	...	...	...	2	...	...	...	2	...	...	2	...	...	2	...	8	...
...	...	...	...	...	...	...	...	...	...	...	...	...	...	...	...	...	...	...	...	...	...	...	...	...	...	...	...	...	...	...	...	...	...
1	...	...	...	1	...	...	...	...	...	...	...	...	...	...	...	...	...	...	...	...	...	...	...	...	...	...	...	...	...	...	...	...	...
2	1	...	...	2	1	...	...	...	...	...	...	...	...	...	...	...	...	...	...	...	...	...	...	...	...	...	...	...	...	...	...	...	...
3	...	...	...	3	...	...	...	1	1	...	...	1	1	1	...	...	...	1	...	...	...	...	...	...	...	1	...	...	...	1	...	3	1
2	...	...	...	2	...	...	...	...	...	...	...	...	...	...	...	...	...	...	...	...	...	...	...	...	...	...	...	...	...	...	...	...	...
1	...	...	...	1	...	...	...	...	...	...	...	...	...	...	...	...	...	...	...	...	...	...	...	...	...	2	...	...	...	2	...	2	...
9	1	...	...	9	1	...	...	1	1	...	...	1	1	1	...	...	...	1	...	...	...	...	...	...	...	3	...	...	...	3	...	5	1
...	...	...	...	...	...	...	...	...	...	...	...	...	...	...	...	...	...	...	...	...	...	...	...	...	...	...	2	...	...	...	2	...	2
...	...	...	...	...	...	...	...	3	...	1	...	4	...	...	...	...	...	...	...	...	...	...	...	...	...	1	...	...	...	1	...	5	...
3	3	...	...	3	3	...	...	2_1	1	2_1	...	4_2	1	...	...	...	...	...	...	...	...	...	...	...	...	2	...	...	...	2	...	6_2	1
1	3	...	...	1	3	...	...	3	...	... $_1$	...	3_1	...	...	...	...	...	...	...	...	...	...	...	...	...	1	1	...	...	1	1	4_1	1
1	2	...	...	1	2	...	...	...	...	...	...	...	...	...	1	...	...	...	1	...	...	...	...	...	...	...	3	...	...	...	3	...	4
11	...	...	...	11	...	3	...	3	...	1	...	4	...	3	...	...	...	3	...	1	...	...	...	1	...	1	1	...	...	1	1	9	1
16	8	...	...	16	8	3	...	11_1	1	4_2	...	15_3	1	3	1	...	...	3	1	1	...	...	...	1	...	5	7	...	...	5	7	24_3	9

GAOLS AND

No. 32.—RETURN of Gaols, and Prisoners in Confinement

Prison, where situated.	Respective Ages of Prisoners.	Committed before.								Employed during the Year.							
		Once.		Twice.		Three or more times.		Total.		Labour in the Prison.		Labour out of the Prison.		Other Employments.		Total.	
		M.	F.	M.	F.	M.	F.	M.	F.	M.	F.	M.	F.	M.	F.	M.	F.
Gaol.. Wagga Wagga..	10 to 20 years ...	...	...	...	...	...	...	...	...	1	...	1	...	...	...	2	...
	20 to 30 „ ...	...	...	...	...	...	...	...	...	...	...	...	...	2	...	2	...
	30 to 40 „ ...	...	...	...	...	...	...	...	...	3	...	1	...	...	...	4	...
	40 to 50 „ ...	2	...	...	...	2	1	4	1	1	1	2	...	2	...	5	1
	50 years and upwards	...	...	...	...	2	...	2	...	1	1	...	...	...	...	1	1
	Total	2	...	...	...	4	1	6	1	6	2	4	...	4	...	14	2
	Armidale ... 20 to 30 years ...	3	1	3	...	...	...	6	1	2	...	1	...	...	...	3	...
	30 to 40 „ ...	3	...	3	...	3	...	9	...	2	...	2	...	...	...	4	...
	40 to 50 „ ...	1	...	...	...	...	...	1	...	...	...	2	...	...	...	2	...
	50 years and upwards	1	...	3	...	6	...	10	...	...	1	2	...	...	...	2	1
	Total	8	1	9	...	9	...	26	1	4	1	7	...	...	...	11	1
	Yass ... ... Under 10 years ...	4	6	...	...	...	...	4	6	...	...	...	...	4	6	4	6
	10 to 20 „ ...	2	3	8	...	5	1	15	4	4	4	...	...	11	...	15	4
	20 to 30 „ ...	10_1	2	14	1	7	2	31_1	5	10_1	5	...	...	21	...	31_1	5
	30 to 40 „ ...	11	3	13	4	15	3	39	10	12	4	...	...	27	6	39	10
	40 to 50 „ ...	14	2	16	3	10	8	40	13	20	13	...	...	20	...	40	13
	50 years and upwards	10	1	11	3	11	3	32	7	10	7	...	...	22	...	32	7
	Total	51_1	17	62	11	48	17	161_1	45	56_1	33	...	...	105	12	161_1	45
	Deniliquin ... 10 to 20 years ...	...	...	...	...	...	...	...	...	...	...	...	...	...	...	...	...
	20 to 30 „ ...	3	2	1	...	...	1	4	3	1	...	4	...	4	...	9	...
	30 to 40 „ ...	4	1	2	...	...	...	6	1	3	...	3	...	...	...	6	...
	40 to 50 „ ...	2	...	...	...	...	...	2	...	3	1	4	...	2	...	9	1
	50 years and upwards	3	...	2	...	...	...	5	...	...	...	4	...	1	...	5	...
	Total	12	3	5	...	...	1	17	4	7	1	15	...	7	...	29	1
	Cooma ... 10 to 20 years ...	...	...	...	...	...	...	...	...	2	...	...	...	1	1	3	1
	20 to 30 „ ...	...	...	2	...	1	...	3	...	3	...	2	...	3	1	8	1
	30 to 40 „ ...	...	...	3	...	...	...	3	...	2	...	...	...	1	...	3	...
	40 to 50 „ ...	...	...	...	...	2	...	2	...	...	...	...	...	...	...	...	...
	50 years and upwards	...	...	...	2	...	...	...	2	...	...	...	...	...	...	...	...
	Total	...	...	5	2	3	...	8	2	7	...	2	...	5	2	14	2
	Totals of Gaols	1387_{35}	670_4	312_5	92	1373_1	399_2	3072_{50}	1161_6	1141_{57}	380_2	251_1	...	2371_{36}	837_7	3763_{93}	1217_9

Note.—The small figures denote black or coloured Prisoners.

PRISONERS—*continued.*

at MICHAELMAS, &c.—*continued.*

Gaol Punishments during the Year.						Deaths during the Year.		Number in Confinement at Michaelmas, 1875.																					
								Felons.						Petty Larceny.						Assaults.				Other Offences.					
Solitary Confinement.		Other Punishments.		Total.				Tried.		Untried.		Total.		Tried.		Untried.		Total.		Tried.		Untried.		Total.		Tried.		Untried.		Total.		General Total.	
M.	F.	M.	F.	M.	F.	M.	F.	M.	F.	M.	F.	M.	F.	M.	F.	M.	F.	M.	F.	M.	F.	M.	F.	M.	F.	M.	F.	M.	F.	M.	F.	M.	F.
...	...	...	...	...	...	...	...	...	...	1	...	1	...	...	...	...	...	...	...	...	...	...	...	...	...	...	...	...	...	1	...
2	...	...	...	2	...	...	...	2 (1)	...	2	...	4 (1)	...	...	...	...	...	...	...	...	...	...	...	...	...	2	...	...	2	4 (1)	2
1	...	...	...	1	...	...	...	...	...	3	...	3	...	...	...	...	...	...	...	1	...	...	...	1	...	...	1	...	1	4	1
2	...	...	...	2	...	...	...	...	...	1	...	1	...	1	...	...	...	1	...	...	...	...	...	...	...	2	1	...	...	2	1	4	1
...	...	...	...	...	...	...	...	3	...	1	...	4	...	...	...	...	...	...	...	...	...	...	...	...	...	1	...	...	...	1	...	5	...
5	...	...	...	5	...	...	...	5 (1)	...	8	...	13 (1)	...	1	...	...	...	1	...	1	...	...	...	1	...	3	4	...	...	3	4	18 (1)	4
1	...	10	...	11	...	...	...	2	1	1	...	3	1	...	1	...	..	...	1	...	...	...	...	...	...	...	1	...	...	...	1	3	3
1	...	4	...	5	...	...	...	...	...	... (1)	...	... (1)	...	1	...	...	...	1	...	1	...	...	...	1	...	2	...	1	...	3	...	5 (1)	...
...	...	...	...	...	...	...	...	2	...	...	...	2	...	...	...	...	...	...	...	1	...	...	...	1	...	...	...	...	...	...	...	3	...
5	...	9	...	14	...	...	...	1	...	...	...	1	...	...	...	...	...	...	...	...	...	...	...	...	...	2	...	...	...	2	...	3	...
7	...	23	...	30	...	...	...	5	1	1 (1)	...	6 (1)	1	1	1	...	...	1	1	2	...	...	...	2	...	4	1	1	...	5	1	14 (1)	3
...	...	...	...	...	...	...	...	...	...	...	...	...	...	...	...	...	...	...	...	...	...	...	...	...	...	...	...	...	...	...	...	...	...
1	...	...	...	1	...	...	...	...	...	...	1	...	1	...	...	...	...	...	...	...	...	...	...	...	...	1	1	...	...	1	1	1	2
...	...	...	...	...	...	...	...	...	2	1	1	1	3	...	...	...	...	...	...	...	...	...	...	...	...	1	...	...	...	1	...	2	3
3	3	...	...	3	3	...	...	1	...	...	...	1	...	2	...	...	...	2	...	...	...	...	...	...	...	1	1	...	...	1	1	4	1
...	...	...	...	...	...	...	...	1	...	...	...	1	...	...	...	...	...	...	...	...	...	...	...	...	...	2	1	...	...	2	1	3	1
...	1	...	...	...	1	...	1	1	...	1	1	2	1	2	...	...	...	2	...	...	...	...	...	...	...	...	...	...	..	...	...	4	1
4	4	...	...	4	4	...	1	3	2	2	3	5	5	4	...	...	...	4	...	...	...	...	...	...	...	5	3	...	...	5	3	14	8
...	...	...	...	...	...	...	...	2	...	...	...	2	...	...	...	...	...	...	...	...	...	...	..	...	...	...	...	...	...	...	...	2	...
...	...	...	...	...	...	...	...	...	...	1	...	1	...	...	...	...	...	...	...	1	...	...	...	1	...	1	...	...	...	1	...	3	...
...	...	...	...	...	...	...	...	...	...	...	...	...	...	1	...	...	...	1	...	2	...	...	...	2	...	...	...	...	...	...	...	3	...
1	1	...	...	1	1	...	...	4	1	...	...	4	1	1	...	1	..	2	...	...	...	...	...	...	...	...	2	...	...	...	2	6	3
2	...	...	...	2	...	1	...	2	...	...	...	2	...	...	...	1	...	1	...	...	...	...	...	...	...	1	...	...	...	1	...	4	...
3	1	...	...	3	1	1	...	8	1	1	...	9	1	2	...	2	...	4	...	3	...	...	...	3	...	2	2	...	...	2	2	18	3
...	...	...	...	...	...	...	...	3	...	...	...	3	...	1	1	...	...	1	1	...	...	...	...	...	...	...	...	...	...	...	...	4	1
2	...	...	...	2	...	...	...	7	...	...	...	7	...	...	...	...	...	...	...	...	...	...	...	...	...	...	...	...	...	...	...	7	...
...	...	...	...	...	...	...	...	1	...	...	...	1	...	...	...	...	...	...	...	...	...	...	...	...	...	...	1	...	1	1	1	1	1
...	...	...	...	...	...	...	...	...	...	...	...	...	...	...	...	...	...	...	...	1	1	...	...	1	1	...	...	1	...	1	...	2	1
...	...	...	...	...	...	...	...	...	...	...	...	...	...	...	...	...	...	...	...	...	...	...	...	...	...	...	...	...	...	...	...	...	...
2	...	...	...	2	...	...	...	11	...	...	...	11	...	1	1	...	...	1	1	1	1	...	...	1	1	...	...	1	1	1	1	14	3
45 (12)	15	17 (13)	3 (2)	62 (25)	19 (2)	2 (3)	6	56 (31)	3 (1)	8 (5)	1	61 (36)	5 (1)	7	1	3	...	7	1	8 (5)	3	4	..	8 (5)	3	22 (9)	16	13 (1)	3	24 (10)	16	101 (51)	23 (1)

GAOLS AND

No. 33.—RETURN of Police Gaols, and the

Prison, where situated.	Committed before.								Employed during the Year.							
	Once.		Twice.		Three or more times.		Total.		Labour in the Prison.		Labour out of Prison.		Other Employments.		Total.	
	M.	F.	M.	F.	M.	F.	M.	F.	M.	F.	M.	F.	M.	F.	M.	F.
Bega	10 3	1	3	...	2	...	15 3	1	6 1	...	...	...	...	...	6 1	...
Bourke	2	...	...	...	...	...	2	...	7 2	1	4	...	...	...	11 2	1
Campbelltown	10	4	6	2	9	1	25	7	1	...	...	...	...	...	1	...
Dubbo	...	...	...	...	...	...	...	...	1 4	...	5	...	...	...	6 4	...
Forbes	18 2	3	6 1	1	4	4	28 3	8	...	...	...	...	...	...	...	...
Glen Innes	2	...	3	...	...	...	5	...	...	...	...	...	20 1	...	20 1	...
Grafton	...	...	4	...	...	2	4	2	8	...	5	...	32 3	2	45 3	2
Gundagai	1	...	...	...	...	...	1	...	6 1	...	...	...	...	...	6 1	...
Hay	...	...	6	2	7	...	13	2	...	...	...	...	...	...	...	...
Murrurundi	8	2	3	...	6	...	17	2	...	...	...	...	...	...	...	...
Muswellbrook	...	...	1	...	...	1	1	1	...	...	...	...	...	...	...	...
Narrabri (no return)	...	...	...	...	...	...	...	...	...	...	...	...	...	...	...	...
Orange	11	5	13	2	31	3	55	10	44	10	11	...	...	...	55	10
Queanbeyan	2	...	...	...	...	...	2	...	...	...	2	...	...	...	2	...
Singleton	18	7	8	...	...	4	26	11	...	...	...	...	...	...	...	...
Tamworth	...	...	...	...	...	...	...	...	...	...	...	...	...	...	...	...
Tenterfield	3	1	3	...	1	1	7	2	...	...	...	...	...	...	...	...
Wellington	7	...	4	1	3	1	14	2	5	...	4	...	...	...	9	...
Wentworth	...	...	2	...	1	...	3	...	16	...	...	...	...	...	16	...
Windsor	...	...	...	...	...	...	...	...	...	...	...	...	...	...	...	...
Wollongong	2	2	3	2	4	...	9	4	8	1	...	...	...	...	8	1
Yourg	42 3	4	2 2	...	...	2	44 5	6	54	6	4	...	...	...	58	6
Totals of Police Gaols	136 8	29	67 3	10	68	19	271 11	58	156 8	18	35	...	52 4	2	243 12	20
Totals of Gaols	1387 33	670 4	312 5	92	1373 12	399 2	3072 50	1161 6	1141 57	380 2	251 1	...	2371 36	837 7	3763 94	1217 9
General Total	1523 41	699 4	379 8	102	1441 12	418 2	3343 61	1219 6	1297 65	398 2	286 1	...	2423 40	839 7	4006 106	1237 9

Note.—The small figures denote black or coloured Prisoners.

PRISONERS—*continued.*

Number of Prisoners in Confinement at MICHAELMAS, 1875, &c., &c.

Gaol Punishments during the Year.						Deaths during the Year.		Number in Confinement at Michaelmas, 1875.																					
								Felons.						Petty Larceny.				Assaults.						Other Offences.						General Total.	
Solitary Confinement.		Other Punishments.		Total.				Tried.		Untried.		Total.		Tried.		Untried.		Total.		Tried.		Untried.		Total.		Tried.		Untried.		Total.			
M.	F.	M.	F.	M.	F.	M.	F.	M.	F.	M.	F.	M.	F.	M.	F.	M.	F.	M.	F.	M.	F.	M.	F.	M.	F.	M.	F.	M.	F.	M.	F.	M.	F.
...	...	...	...	...	...	...	...	...	...	...	...	...	...	...	...	...	...	...	...	...	...	...	...	...	...	1	...	...	...	1	...	1	...
2	...	1	...	3	...	...	...	3	...	7 1	...	10 1	...	...	...	...	...	...	...	...	...	...	...	...	...	4	..	...	...	4	...	14 1	...
...	...	...	...	...	...	...	...	...	...	...	...	...	...	...	...	...	...	...	...	...	...	...	...	...	...	...	...	...	...	...	...	...	...
...	...	...	...	...	...	...	...	1	...	5	...	6	...	1	...	2	...	3	...	...	...	... 2	...	... 2	...	...	...	2	...	2	...	11 2	...
...	1	...	...	...	1	...	...	1	...	...	...	1	...	3	...	...	...	3	...	2	...	...	...	2	...	2	1	...	...	2	1	8	1
...	...	...	...	...	...	...	...	...	...	...	...	...	...	...	...	...	...	...	...	1	...	...	...	1	...	2	...	...	...	2	...	3	...
6	...	...	...	6	...	...	...	4	...	5	...	9	...	...	...	...	...	...	...	1 1	...	...	...	1 1	...	... 1	...	...	...	... 1	...	10 2	...
...	...	...	...	...	...	...	...	...	...	1	...	1	...	...	...	1	...	1	...	1	1	...	...	1	1	...	...	...	...	...	...	3	1
...	...	...	...	...	...	...	1	...	...	...	...	...	...	...	...	...	...	...	...	1	...	...	...	1	...	...	...	...	...	...	...	1	...
...	...	...	...	...	...	2	...	...	...	...	...	...	...	...	...	...	...	...	...	...	...	...	...	...	...	...	...	...	...	...	...	...	...
...	...	...	...	...	...	...	...	...	...	...	...	...	...	...	...	...	...	...	...	...	...	...	...	...	...	...	...	...	...	...	...	...	...
...	...	...	...	...	...	...	...	...	...	...	...	...	...	...	...	...	...	...	...	...	...	...	...	...	...	...	...	...	...	...	...	...	...
3	...	...	...	3	...	1	...	...	...	...	...	...	...	1	...	...	...	1	...	1	...	...	...	1	...	3	...	...	...	3	...	5	...
...	...	...	...	...	...	...	...	...	...	...	...	...	...	...	...	...	...	...	...	...	...	...	...	...	...	1	...	...	...	1	...	1	...
...	...	...	...	...	...	...	...	...	...	...	...	...	...	...	...	...	...	...	...	...	...	...	...	...	...	...	...	...	...	...	...	...	...
...	...	...	...	...	...	...	...	...	...	1	...	1	...	1	...	...	...	1	...	...	...	...	...	...	...	...	...	...	...	...	...	2	...
...	...	...	...	...	...	...	...	...	...	...	...	...	...	...	...	...	...	...	...	...	...	...	...	...	...	1	...	...	...	1	...	1	...
2	...	3	...	5	...	1	1	1	..	...	...	1	...	2	...	...	...	2	...	...	...	...	...	...	...	...	...	...	...	...	...	3	...
...	...	...	...	...	...	1	...	...	...	3	...	3	...	...	...	...	...	...	...	...	...	...	...	...	...	3	...	...	...	3	...	6	...
...	...	...	...	...	...	...	...	...	...	...	...	...	...	...	...	...	...	...	...	...	...	...	...	...	...	...	...	...	...	...	...	...	...
1	...	...	...	1	...	...	...	...	...	3	...	3	...	...	...	...	...	...	...	...	...	...	...	...	...	...	...	2	...	2	...	5	...
...	...	2	...	2	...	...	...	...	...	...	...	...	...	2	1	...	...	2	1	...	...	...	...	...	...	1	...	...	...	1	...	3	1
14	1	6	...	20	1	3	2	10	...	25 1	...	35 1	...	10	1	3	...	13	1	7 1	1	... 2	...	7 3	1	18 1	1	4	...	22 1	1	77 5	3
451 12	157	176 13	34 2	627 25	192 2	28 3	6	564 31	38 1	48 5	13	612 36	51 1	76	13	3	...	79	13	82 5	3	4	...	86 5	3	227 9	166	13 1	3	240 10	169	1017 51	236 1
465 12	158	182 13	34 2	647 25	192 2	31 3	8	574 31	38 1	73 6	13	647 37	51 1	86	14	6	...	92	14	89 6	4	4 2	...	93 8	4	245 10	167	17 1	3	262 11	170	1094 56	239 1

SUPREME AND CIRCUIT COURTS CASES.

No. 34.—RETURN showing the Number of SUPREME AND CIRCUIT COURTS CASES, during the year 1875.

OFFENCES.	Central Criminal Court.				Albury.				Armidale.				Bathurst.				Denilliquin.				Dubbo.				Goulburn.				Grafton.				Maitland.				Mudgee.				Tamworth.				Wagga Wagga.				Yass.				General Total.			
	Committals.	Trials.	Convictions.	Acquittals.	Committals.	Trials.	Convictions.	Acquittals.	Committals.	Trials.	Convictions.	Acquittals.	Committals.	Trials.	Convictions.	Acquittals.	Committals.	Trials.	Convictions.	Acquittals.	Committals.	Trials.	Convictions.	Acquittals.	Committals.	Trials.	Convictions.	Acquittals.	Committals.	Trials.	Convictions.	Acquittals.	Committals.	Trials.	Convictions.	Acquittals.	Committals.	Trials.	Convictions.	Acquittals.	Committals.	Trials.	Convictions.	Acquittals.	Committals.	Trials.	Convictions.	Acquittals.	Committals.	Trials.	Convictions.	Acquittals.
FELONIES.																																																				
Murder	6	5	1	4	...	...	...	...	1	1	1	...	3	3	...	3	1	...	...	...	1	...	...	...	1	1	...	1	...	...	...	...	4	1	1	...	4	4	1	3	2	...	...	...	1	1	1	...	1	1	...	1	25	17	5	12
Wounding with intent to murder	1	1	1	...	1	1	...	1	...	...	...	...	2	...	...	...	...	...	...	...	...	...	...	...	...	...	...	...	...	...	...	2	2	...	2	...	...	...	...	2	1	1	1	1	...	...	...	...	...	7	7	2	5
Shooting with intent to murder	1	1	...	1	...	...	...	...	...	...	...	...	...	...	...	...	...	...	...	...	1	...	...	...	...	...	...	...	...	...	...	...	...	...	...	...	...	...	...	...	...	...	...	...	1	...	...	...	...	...	3	1	...	1
Rape	2	2	1	1	1	...	...	1	1	1	...	1	2	...	...	...	...	...	...	...	...	...	...	...	2	1	...	1	...	...	...	...	...	...	...	...	...	...	...	...	...	...	...	...	...	...	...	...	...	...	8	4	1	3
Sodomy	...	...	...	...	...	...	...	...	...	...	...	...	1	...	...	...	2	...	...	...	...	...	...	...	...	...	...	...	...	...	...	...	...	...	...	...	...	...	...	...	...	...	...	...	...	...	...	...	...	...	3	...	...	...
Bestiality	...	...	...	...	...	...	...	...	...	...	...	...	1	1	1	...	...	...	...	...	...	...	...	...	...	...	...	...	...	...	...	...	1	...	...	...	...	...	...	...	...	...	...	1	1	...	...	...	...	4	3	2	1
Carnally knowing a girl under 10 years of age	...	...	...	...	...	...	...	...	...	...	...	...	1	1	1	...	...	...	...	...	...	...	...	...	...	...	...	...	...	...	...	...	...	...	...	...	...	...	...	...	...	...	...	...	...	...	...	...	...	...	1	1	1	...
Manslaughter	6	5	5	...	...	...	...	...	...	...	...	...	3	3	2	1	...	1	1	...	2	2	2	...	2	1	1	...	...	...	...	...	2	2	2	...	1	...	...	...	2	2	1	1	1	1	1	...	1	...	...	...	20	17	15	2
Robbery with violence	6	3	3	...	1	...	...	...	...	...	...	...	...	...	...	...	...	...	...	...	...	...	...	...	...	...	...	...	...	...	...	...	...	...	...	...	...	...	...	...	...	...	...	...	4	...	...	...	...	...	11	3	3	...
Robbery being armed	...	...	...	...	...	...	...	...	...	...	...	...	...	...	...	...	...	...	...	...	...	...	...	...	1	1	1	...	...	...	...	...	...	...	...	...	...	...	...	...	...	...	...	...	...	...	...	...	...	1	1	1	...
Shooting with intent to do grievous bodily harm	..	...	...	...	...	...	...	...	...	...	...	...	...	...	...	...	...	...	...	...	...	...	...	...	...	...	...	...	...	...	...	...	...	...	...	...	...	...	...	...	...	...	...	...	1	1	...	1	...	...	1	1	...	1
Arson	1	1	1	...	...	...	...	...	...	...	...	...	3	2	1	1	...	...	...	...	1	1	...	1	...	...	...	...	...	...	...	...	1	...	...	...	2	2	2	...	...	...	...	...	1	1	1	...	1	...	...	...	10	7	5	2
Stealing from the person	7	7	6	1	...	...	...	...	...	...	...	...	...	...	...	...	...	...	...	...	1	1	...	1	...	...	...	...	...	...	...	...	...	...	...	...	1	...	...	...	...	...	...	1	1	...	...	...	...	10	9	6	3
Burglary	8	5	3	2	...	...	...	...	...	...	...	...	...	...	...	...	...	...	...	...	...	...	...	...	...	...	...	...	1	...	...	...	...	...	...	...	...	...	...	...	...	...	...	...	...	...	...	...	...	...	9	5	3	2
House-breaking	...	...	...	...	...	...	...	...	...	...	...	...	1	1	...	1	...	...	...	...	...	...	...	...	...	...	...	...	...	...	...	...	...	...	...	...	...	...	...	...	...	...	...	...	...	...	...	...	...	...	1	1	...	1
Larceny	10	10	8	2	1	1	...	1	3	3	2	1	5	5	3	2	6	...	...	...	4	...	...	...	2	1	1	...	...	...	...	...	3	2	1	1	3	3	2	1	...	...	...	...	4	4	4	...	1	1	1	...	42	30	22	8
Bigamy	3	3	2	1	...	...	...	...	...	...	...	...	...	...	...	...	...	...	...	...	...	...	...	...	...	...	...	...	...	...	...	...	...	...	...	...	...	...	...	...	...	...	...	...	...	...	...	...	...	...	3	3	2	1
Receiving stolen property	4	4	4	...	...	...	...	...	...	...	...	...	5	2	3	...	...	...	...	...	...	...	...	...	1	1	1	...	...	...	...	...	6	6	4	2	...	...	...	...	3	3	3	...	1	1	1	...	15	20	15	5
Forgery and uttering	11	4	4	...	1	1	1	...	1	...	...	...	...	...	...	...	1	1	...	1	...	...	...	...	...	...	...	...	...	...	...	...	...	...	...	...	...	...	...	...	...	...	...	1	1	1	...	1	...	...	...	16	7	6	1
Embezzlement	3	3	1	2	...	...	...	...	1	1	1	...	...	...	...	...	...	...	...	...	...	...	...	...	1	1	1	...	...	...	...	...	...	...	...	...	...	...	...	...	...	...	...	...	...	...	...	2	2	...	2	7	7	3	4
Horse-stealing	...	...	...	...	...	...	...	...	...	...	...	...	7	2	1	1	1	1	1	...	2	...	...	...	3	3	2	1	...	...	...	...	...	...	...	...	...	...	...	...	...	...	...	...	...	...	...	...	...	...	20	12	8	4
Cattle-stealing	1	1	1	...	...	...	...	...	1	...	...	...	...	...	...	...	...	...	...	...	...	...	...	...	1	...	...	...	4	...	...	...	1	...	...	...	2	2	2	...	1	1	...	...	4	3	2	1	...	...	11	4	3	1
Sheep-stealing	1	1	1	...	...	...	...	...	4	2	1	1	...	...	...	...	1	...	...	...	...	...	...	...	1	1	...	...	1	...	...	...	1	1	1	...	1	1	1	...	...	...	...	...	...	...	...	...	1	1	1	...	8	5	3	2
Assault with intent to rob	3	3	3	...	1	1	...	1	...	...	...	...	...	...	...	...	...	...	...	...	...	...	...	...	...	...	...	...	...	...	...	...	...	...	...	...	...	...	...	2	2	2	...	3	3	3	...	...	...	...	...	9	9	8	1
Feloniously wounding	1	...	...	...	...	...	...	...	...	...	...	...	...	...	...	...	...	...	...	...	...	...	...	...	...	...	...	...	...	...	...	...	...	...	...	...	...	...	...	...	1	...	...	...	...	...	...	...	...	...	2	...	...	...
Feloniously wounding cattle	...	...	...	...	...	...	...	...	...	...	...	...	...	...	...	...	...	...	...	...	...	...	...	...	...	...	...	...	...	...	...	...	2	...	...	...	...	...	...	...	...	...	...	...	1	...	...	...	...	...	3	1	...	1
Escape	1	1	1	...	...	...	...	...	...	...	...	...	...	...	...	...	...	...	...	...	...	...	...	...	...	...	...	...	...	...	...	...	...	...	...	...	...	...	...	...	...	...	...	...	...	...	...	...	1	1	1	...	2	2	2	...
Conspiracy to defraud	3	...	...	...	...	...	...	...	...	...	...	...	...	...	...	...	...	...	...	...	...	...	...	...	...	...	...	...	...	...	...	...	...	...	...	...	...	...	...	...	...	...	...	...	...	...	...	...	...	...	3	...	...	...
Total Number of Felonies	79	60	46	14	6	4	1	3	12	8	5	3	29	23	11	12	10	3	2	1	14	4	2	2	15	11	7	4	5	...	...	...	14	7	4	3	22	18	12	6	9	8	4	4	28	22	17	5	12	9	5	4	255	177	116	61
MISDEMEANORS.																																																					
Attempt to commit sodomy	3	3	2	1	...	...	...	...	...	...	...	...	...	...	...	...	1	...	...	...	...	...	...	...	...	...	...	...	...	...	...	...	1	1	...	1	...	...	...	...	...	...	...	...	1	...	...	...	...	...	6	4	2	2
Assault	1	1	1	...	...	...	...	...	1	1	1	...	...	...	...	...	...	...	...	...	1	1	1	...	...	...	...	...	...	...	...	1	1	1	...	...	...	...	...	...	...	...	...	1	1	1	...	1	1	1	...	6	6	6	...
Attempting to commit suicide	...	...	...	...	1	1	...	1	...	...	...	...	...	...	...	...	...	...	...	...	...	...	...	...	...	...	...	...	...	...	...	1	1	1	...	...	...	...	...	...	...	...	...	...	...	...	...	...	...	2	2	1	1
Assault with intent to commit a rape	1	1	1	...	...	...	...	...	4	4	2	2	...	...	...	...	...	...	...	...	...	...	...	...	1	1	1	...	...	...	...	...	...	...	...	...	...	...	...	...	...	...	...	...	...	...	...	...	...	6	6	4	2
Assault on female children under 12 years of age	2	2	1	1	1	1	1	...	...	...	...	...	...	...	...	...	4	...	...	...	...	...	...	...	1	1	1	...	...	...	...	...	...	...	...	...	...	...	...	...	...	...	...	...	...	...	...	...	...	8	4	3	1
Inflicting grievous bodily harm	3	3	3	...	2	2	...	2	...	...	...	...	...	...	...	...	...	...	...	...	...	...	...	...	...	...	...	...	...	...	...	...	...	...	...	1	1	1	...	...	...	...	...	...	...	...	...	...	...	6	6	4	2
Uttering counterfeit coin	...	...	...	...	1	1	1	...	...	...	...	...	...	...	...	...	...	...	...	...	...	...	...	...	...	...	...	...	...	...	...	...	...	...	...	...	...	...	...	...	...	...	...	...	...	...	...	...	...	...	1	1	1	...
Stabbing & wounding	1	1	1	...	...	...	...	...	...	...	...	...	1	1	1	...	...	...	...	...	...	...	...	...	...	...	...	...	...	...	...	...	1	1	1	...	...	...	...	...	...	...	...	...	...	...	...	...	...	...	3	3	3	...
Indecent assault	...	...	...	...	1	1	...	1	2	2	2	...	...	...	...	...	...	...	...	...	...	...	...	...	1	...	...	...	...	...	...	...	...	...	...	...	...	...	...	...	...	...	...	...	...	...	...	...	...	4	3	2	1
Prison-breach	...	...	...	...	...	...	...	...	...	...	...	...	1	...	...	...	...	...	...	...	...	...	...	...	...	...	...	...	...	...	...	...	...	...	...	...	...	...	...	...	...	...	...	...	...	...	...	...	...	...	1	...	...	...
Attempt to commit felony	...	...	...	...	...	...	...	...	1	1	1	...	...	...	...	...	...	...	...	...	...	...	...	...	...	...	...	...	...	...	...	...	...	...	...	...	...	...	...	...	...	...	...	...	...	...	...	...	...	...	1	1	1	...
Obtaining money or goods under false pretences	9	4	4	...	...	...	...	...	1	...	...	...	...	...	...	...	...	...	...	...	...	...	...	...	...	...	...	...	...	...	...	...	1	...	...	...	...	...	...	...	...	...	...	...	1	1	...	1	...	...	...	12	5	4	1
Forcible entry and detainer	...	...	...	...	...	...	...	...	...	...	...	...	1	...	...	...	...	...	...	...	...	...	...	...	...	...	...	...	...	...	...	...	3	...	...	...	...	...	...	...	...	...	...	...	...	...	...	...	...	...	4	...	...	...
Concealing birth	...	2	2	...	...	...	...	...	...	...	...	...	...	1	1	...	...	...	...	...	...	...	...	...	...	...	...	...	...	...	...	...	...	...	...	...	...	...	...	...	...	...	...	...	...	...	...	...	2	2	2	...	2	5	5	...
Unlawfully using cattle	...	...	...	...	...	...	...	...	...	...	...	...	...	...	...	...	...	...	...	...	...	...	...	...	...	...	...	...	...	...	...	...	...	...	...	...	...	...	...	...	...	...	...	...	1	1	1	...	...	...	1	1	1	...
Unlawfully wounding	...	...	...	...	1	...	...	...	...	...	...	...	...	...	...	...	...	1	1	1	...	...	...	...	...	...	...	...	...	...	...	...	...	...	...	...	...	...	...	...	...	...	...	...	...	...	...	...	...	2	1	1	...
Perjury	...	...	...	...	...	...	...	...	...	...	...	...	...	...	...	...	...	...	...	...	...	...	...	...	...	...	...	...	...	...	...	...	...	...	...	...	...	...	...	...	...	...	...	...	...	...	...	...	1	1	1	...	1	1	...	1
Threatening to accuse of unnatural offence	1	1	1	...	...	...	...	...	...	...	...	...	...	...	...	...	...	...	...	...	...	...	...	...	...	...	...	...	...	...	...	...	...	...	...	...	...	...	...	...	...	...	...	...	...	...	...	...	...	...	1	1	1	...
Attempt to bribe a Member of Parliament	1	1	1	...	...	...	...	...	...	...	...	...	...	...	...	...	...	...	...	...	...	...	...	...	...	...	...	...	...	...	...	...	...	...	...	...	...	...	...	...	...	...	...	...	...	...	...	...	...	...	1	1	1	...
Total Number of Misdemeanors	22	19	17	2	7	6	2	4	9	8	6	2	3	2	2	...	5	...	...	...	2	2	2	...	3	2	2	...	...	...	...	...	7	4	3	1	1	...	...	...	2	2	1	1	4	3	2	1	3	3	3	...	68	51	40	11
Total Number of Cases	101	79	63	16	13	10	3	7	21	16	11	5	32	25	13	12	15	3	2	1	16	6	4	2	18	13	9	4	5	...	...	...	21	11	7	4	23	18	12	6	11	10	5	5	32	25	19	6	15	12	8	4	323	228	156	72

NOTE.—Some of the prisoners committed for one offence were tried for or convicted of another. This will account for some apparent discrepancies in above Return.

QUARTER SESSIONS CASES.

No. 35.—RETURN showing the Number of QUARTER SESSIONS CASES within the METROPOLITAN and COAST DISTRICT, during the Year 1875.

OFFENCES.	Sydney.				Maitland.				Singleton.				Parramatta.				Windsor.				Campbelltown.				Total.			
	Committals.	Trials.	Convictions.	Acquittals.	Committals.	Trials.	Convictions.	Acquittals.	Committals.	Trials.	Convictions.	Acquittals.	Committals.	Trials.	Convictions.	Acquittals.	Committals.	Trials.	Convictions.	Acquittals.	Committals.	Trials.	Convictions.	Acquittals.	Committals.	Trials.	Convictions.	Acquittals.
FELONIES.																												
Robbery with violence	15	15	7	8	1	1	...	1	...	...	...	...	...	...	...	...	...	...	...	...	3	3	...	3	19	19	7	12
Larceny as servant	4	4	2	2	...	...	...	...	...	...	...	...	...	...	...	...	...	...	...	...	...	...	...	...	4	4	2	2
Stealing from the person	47	44	26	18	3	3	2	1	...	...	...	...	...	...	...	...	1	1	1	...	...	...	...	...	51	48	29	19
Burglary	3	3	1	2	...	...	...	...	...	...	...	...	...	...	...	...	...	...	...	...	...	...	...	...	3	3	1	2
House-breaking	1	1	1	...	2	2	...	2	...	...	...	...	...	...	...	...	...	...	...	...	...	...	...	...	3	3	1	2
Stealing in a dwelling-house	6	6	6	...	2	2	2	...	...	...	...	...	...	...	...	...	...	...	...	...	...	...	...	...	8	8	8	...
Larceny	75	64	42	22	14	7	5	2	3	2	1	1	6	6	4	2	6	6	4	2	...	...	...	...	104	85	56	29
Receiving stolen property	5	5	5	...	...	...	...	...	...	...	...	...	...	...	...	...	...	...	...	...	...	...	...	...	5	5	5	...
Forgery and uttering	9	8	7	1	4	4	4	...	...	...	...	...	...	...	...	...	...	...	...	...	...	...	...	...	13	12	11	1
Embezzlement	22	18	14	4	...	...	...	...	...	...	...	...	...	...	...	...	...	...	...	...	2	2	2	...	24	20	16	4
Horse-stealing	5	5	3	2	5	5	4	1	...	...	...	...	...	...	...	...	...	...	...	...	1	1	1	...	11	11	8	3
Cattle-stealing	...	...	...	...	1	1	...	1	...	...	...	...	...	...	...	...	...	...	...	...	...	...	...	...	1	1	...	1
Feloniously wounding	8	7	4	3	2	2	2	...	...	...	...	...	1	1	1	...	...	...	...	...	...	...	...	...	11	10	7	3
Feloniously killing cattle	1	1	...	1	...	...	...	...	...	...	...	...	...	...	...	...	...	...	...	...	1	1	...	1	2	2	...	2
Embezzlement by Public Officer	1	...	...	...	...	...	...	...	...	...	...	...	...	...	...	...	...	...	...	...	...	...	...	...	1	...	...	...
Stealing post office letter	...	...	...	...	1	1	...	1	...	...	...	...	1	...	...	...	...	...	...	...	...	...	...	...	2	1	...	1
Total Number of Felonies	202	181	118	63	35	28	19	9	3	2	1	1	8	7	5	2	7	7	5	2	7	7	3	4	262	232	151	81
MISDEMEANORS.																												
Assault	9	9	8	1	1	1	1	...	...	...	...	...	...	...	...	...	...	...	...	...	...	...	...	...	10	10	9	1
Assault on constables	3	3	...	3	1	1	1	...	...	...	...	...	...	...	...	...	...	...	...	...	...	...	...	...	4	4	1	3
Attempting to commit suicide	3	3	1	2	4	4	4	...	1	1	1	...	...	...	...	...	...	...	...	...	...	...	...	...	8	8	6	2
Assault with intent to commit a rape	1	...	...	...	...	...	...	...	...	...	...	...	...	...	...	...	...	...	...	...	...	...	...	...	1	...	...	...
Child desertion	2	1	...	1	...	...	...	...	...	...	...	...	...	...	...	...	...	...	...	...	...	...	...	...	2	1	...	1
Assault on female children under 12 years of age	3	3	1	2	...	...	...	...	...	...	...	...	...	...	...	...	...	...	...	...	...	...	...	...	3	3	1	2
Escape	...	...	...	...	1	...	...	...	...	...	...	...	...	...	...	...	...	...	...	...	...	...	...	...	1	...	...	...
Inflicting grievous bodily harm	6	6	3	3	2	2	2	...	...	...	...	...	...	...	...	...	...	...	...	...	...	...	...	...	8	8	5	3
Uttering counterfeit coin	1	...	...	...	...	...	...	...	1	1	...	1	...	...	...	...	...	...	...	...	...	...	...	...	2	1	...	1
Unlawfully wounding	13	13	11	2	1	1	1	...	...	...	...	...	...	...	...	...	...	...	...	...	...	...	...	...	14	14	12	2
Indecent assault	4	3	1	2	2	2	...	2	...	...	...	...	...	...	...	...	...	...	...	...	...	...	...	...	6	5	1	4
Attempt to commit bestiality	...	...	...	...	1	1	...	1	...	...	...	...	...	...	...	...	...	...	...	...	...	...	...	...	1	1	...	1
Libel	...	...	...	...	2	...	...	...	...	...	...	...	...	...	...	...	...	...	...	...	...	...	...	...	2	...	...	...
Keeping a bawdy-house	1	1	1	...	1	1	1	...	...	...	...	...	...	...	...	...	...	...	...	...	...	...	...	...	2	2	2	...
Attempt to commit felony	6	5	...	5	1	1	...	1	...	...	...	...	...	...	...	...	...	...	...	...	...	...	...	...	7	6	...	6
Obtaining money or goods under false pretences	21	17	15	2	3	3	3	...	1	1	...	1	1	1	...	1	2	2	2	...	1	1	..	1	29	25	20	5
Unlawfully marrying minor	1	1	1	...	...	...	...	...	...	...	...	...	...	...	...	...	...	...	...	...	1	1	1	...	2	2	2	...
Being found by night in a building with intent to commit felony	2	2	2	...	...	...	...	...	...	...	...	...	...	...	...	...	...	...	...	...	...	...	...	...	2	2	2	...
Unlawfully using cattle	...	...	...	...	1	1	1	...	...	...	...	...	...	...	...	...	...	...	...	...	...	...	...	...	1	1	1	...
Illegally pawning	12	12	8	4	1	1	1	...	...	...	...	...	...	...	...	...	...	...	...	...	...	...	...	...	13	13	9	4
Perjury	...	...	...	...	1	...	...	...	...	...	...	...	...	...	...	...	...	...	...	...	...	...	...	...	1	...	...	...
Breach of Registration Act—false entry of birth	1	1	1	...	...	...	...	...	...	...	...	...	...	...	...	...	...	...	...	...	...	...	...	...	1	1	1	...
Disturbing public worship	1	1	...	1	...	...	...	...	...	...	...	...	...	...	...	...	...	...	...	...	...	...	...	...	1	1	...	1
Endeavouring to induce Minister to marry a minor	1	...	...	...	...	...	...	...	...	...	...	...	...	...	...	...	...	...	...	...	...	...	...	...	1	...	...	...
Attempt to stab	2	1	...	1	...	...	...	...	...	...	...	...	...	...	...	...	...	...	...	...	...	...	...	...	2	1	...	1
Assault and imprisonment	4	4	2	2	...	...	...	...	...	...	...	...	...	...	...	...	...	...	...	...	...	...	...	...	4	4	2	2
Assaulting District Court bailiff in execution of duty	1	1	...	1	...	...	...	...	...	...	...	...	...	...	...	...	...	...	...	...	...	...	...	...	1	1	...	1
Stealing a pawnbroker's duplicate	1	1	...	1	...	...	...	...	...	...	...	...	...	...	...	...	...	...	...	...	...	...	...	...	1	1	...	1
Attempt to personate at an election	...	...	...	...	2	2	2	...	...	...	...	...	...	...	...	...	...	...	...	...	...	...	...	...	2	2	2	...
Total Number of Misdemeanors	99	88	55	33	25	21	17	4	3	3	1	2	1	1	...	1	2	2	2	...	2	2	1	1	132	117	76	41
Total Number of Cases	301	269	173	96	60	49	36	13	6	5	2	3	9	8	5	3	9	9	7	2	9	9	4	5	394	349	227	122

QUARTER SESSIONS CASES—*continued.*

No. 35 (*continued*)—RETURN showing the Number of QUARTER SESSIONS CASES within the SOUTHERN DISTRICT, during the Year 1875.

OFFENCES.	Bega.			Braidwood.			Cooma.			Goulburn			Mudgee.			Queanbeyan.			Yass.			Wollongong.			Total.			
	Committals.	Trials.	Convictions.	Committals.	Trials.	Convictions.	Acquittals.	Committals.	Trials.	Convictions.	Acquittals.	Committals.	Trials.	Convictions.	Acquittals.	Committals.	Trials.	Convictions.	Acquittals.	Committals.	Trials.	Convictions.	Acquittals.	Committals.	Trials.	Convictions.	Acquittals.	Committals.	Trials.	Convictions.	Acquittals.
FELONIES.																															
Robbery being armed												1	1		1												1	1		1
Arson																3	2		2									3	2		2
Robbery																2	2	2										2	2	2	
Stealing from the person												1	1	1		3	3	1	2					2	2	1	1					6	6	3	3
House-breaking																											1	1		1	1	1		1
Stealing in a dwelling-house								1	1	1		1																			2	1	1	
Larceny				2	2	2		5	5	4	1	4	4	1	3	9	5	5		1	1	1		7	2	2		1	1	1		29	20	16	4
Receiving stolen property								1	1	1						1	1	1										1	1	1		3	3	3	
Forgery and uttering												1	1	1		5	5	4	1					4	2	2						10	8	7	1
Horse-stealing				2	2	2		5	5	3	2	3	3	1	2	11	9	4	5	2	2	2		2	2	2		1	1	1		26	24	13	11
Cattle-stealing				2	2	2		3	1		1	2	1	1		3	3	2	1	3	2	2		4	4	2	2					17	13	9	4
Sheep-stealing																2	2		2	1	1		1	3	3	3					6	6	3	3
Feloniously wounding				1	1		1									2	2	1	1													3	3	1	2
Escape												1	1	1														1	1	1		2	2	2	
Total Number of Felonies				7	7	6	1	15	13	9	4	14	12	6	6	41	34	20	14	7	6	3	3	22	15	12	3	5	5	4	1	111	92	60	32
MISDEMEANORS.																															
Assault								1	1	1		2	2	2																		3	3	3	
Assault on constables												3	2	2		1	1	1														4	3	3	
Attempting to commit suicide								2	2		2					2	2	2										1	1	1		5	5	3	2
Assault with intent to commit a rape				1	1	1		1	1	1																		1	1		1	3	3	2	1
Child desertion								1	1	1																						1	1	1	
Assault on female children under 12 years of age																												1	1		1	1	1		1
Inflicting grievous bodily harm												1	1	1																		1	1	1	
Indecent assault	1	1	1													1	1		1													2	2	1	1
Prison breach				1	1	1																										1	1	1	
Attempt to commit felony																				1	1		1									1	1		1
Obtaining money or goods under false pretences												1	1		1									1	1		1	3	2	1	1	5	4	1	3
Concealing birth				1	1		1					1	1	1																		2	2	1	1
Unlawfully using cattle																2	2	2														2	2	2	
Perjury																3	2		2	1	1		1									4	3		3
Attempt to escape from prison												2	2	2																		2	2	2	
Breach of Registration Act												1	1	1																		1	1	1	
Voting twice at election																				1	1	1										1	1	1	
Breach of Insolvency Act																				2	2		2									2	2		2
Unlawfully opening post office letters																				1												1			
Assault occasioning actual bodily harm																1	1	1														1	1	1	
Carnally knowing and abusing girl over 10 and under 12																1	1	1														1	1	1	
Total Number of Misdemeanors	1	1	1	3	3	2	1	5	5	3	2	11	10	9	1	11	10	7	3	6	5	1	4	1	1		1	6	5	2	3	44	40	25	15
Total Number of Cases	1	1	1	10	10	8	2	20	18	12	6	25	22	15	7	52	44	27	17	13	11	4	7	23	16	12	4	11	10	6	4	155	132	85	47

QUARTER SESSIONS CASES—*continued.*

No. 35 (*continued*)—RETURN showing the Number of QUARTER SESSIONS CASES within the WESTERN DISTRICT, during the Year 1875.

OFFENCES.	Dubbo.				Wellington.				Orange.				Forbes.				Bathurst.				Bourke.				Total.			
	Committals.	Trials.	Convictions.	Acquittals.	Committals.	Trials.	Convictions.	Acquittals.	Committals.	Trials.	Convictions.	Acquittals.	Committals.	Trials.	Convictions.	Acquittals.	Committals.	Trials.	Convictions.	Acquittals.	Committals.	Trials.	Convictions.	Acquittals.	Committals.	Trials.	Convictions.	Acquittals.
FELONIES.																												
Robbery with violence	...	...	...	...	...	...	...	...	...	...	...	...	...	...	...	...	...	...	...	...	2	...	...	...	2	...	...	...
Robbery being armed	...	...	...	...	...	...	...	...	...	...	...	...	...	...	...	...	1	1	1	...	...	...	...	...	1	1	1	...
Shooting with intent to do grievous bodily harm	...	...	...	...	...	...	...	...	...	...	...	...	...	...	...	...	1	1	1	...	...	...	...	...	1	1	1	...
Arson	...	...	...	...	...	...	...	...	...	...	...	...	1	1	...	1	...	...	...	...	...	...	...	...	1	1	...	1
Robbery	...	...	...	...	...	...	...	...	...	...	...	...	...	...	...	...	...	...	...	...	...	...	...	...	1	1	1	...
Stealing from the person	...	...	...	...	...	...	...	...	3	3	1	2	1	1	1	...	5	5	1	4	...	...	...	...	10	9	3	6
Burglary	...	...	...	...	...	...	...	...	...	...	...	...	1	1	1	...	2	2	2	...	...	...	...	...	4	4	4	...
House-breaking	...	...	...	...	...	...	...	...	2	2	2	...	1	...	...	...	...	...	...	...	...	...	...	...	3	2	2	...
Stealing in a dwelling-house	...	...	...	...	...	...	...	...	1	1	1	...	...	...	...	...	3	3	1	2	...	...	...	...	6	6	4	2
Larceny	...	...	...	...	3	3	3	...	7	4	4	...	5	5	3	2	8	8	6	2	10	7	6	1	42	33	25	8
Bigamy	...	...	...	...	...	...	...	...	...	...	...	...	...	...	...	...	...	...	...	...	...	...	...	...	1	1	1	...
Receiving stolen property	...	...	...	...	1	1	1	...	5	5	5	...	...	...	...	...	...	...	...	...	...	...	...	...	6	6	6	...
Forgery and uttering	...	...	...	...	6	6	6	...	...	...	...	...	1	1	1	...	4	2	1	1	...	...	...	...	11	9	8	1
Embezzlement	...	...	...	...	...	...	...	...	1	1	1	...	...	...	...	...	1	1	1	...	2	2	2	..	4	4	4	...
Horse-stealing	...	6	3	3	4	4	2	2	5	5	4	1	1	1	1	...	7	7	7	...	4	3	3	...	27	23	20	3
Cattle-stealing	...	5	4	...	4	...	...	...	4	2	1	1	2	2	...	2	1	1	1	...	...	...	...	...	12	9	2	7
Sheep-stealing	...	3	1	1	...	1	...	...	...	1	...	...	2	1	...	1	4	2	2	...	...	...	...	...	11	4	3	1
Feloniously wounding	...	...	...	...	...	1	1	1	...	...	...	...	...	...	...	...	2	2	2	...	...	...	...	...	3	3	3	...
Pig-stealing	...	...	...	...	...	...	...	...	...	...	...	...	1	1	1	...	...	...	...	...	1	1	1	...	2	2	2	...
Garroting	...	...	...	...	...	...	...	...	...	...	...	...	...	...	...	...	1	1	...	1	...	...	...	...	1	1	...	1
Total Number of Felonies	...	...	...	29	19	12	7	16	15	13	2	29	23	19	4	16	14	8	6	40	36	26	10	19	13	12	1	149	120	90	30
MISDEMEANORS.																												
Assault	...	...	...	...	3	3	1	2	1	1	1	...	1	1	1	...	2	2	2	...	3	3	3	...	...	...	...	...	10	10	8	2
Assault on Constables	...	...	...	...	...	...	...	...	...	...	...	...	...	...	...	...	1	...	...	...	...	...	...	...	...	...	...	...	1	...	...	...
Attempting to commit suicide	...	...	...	...	...	...	...	...	...	...	...	...	1	1	1	...	1	...	...	...	1	1	1	...	3	2	2	...
Assault with intent to commit a rape	...	...	...	...	1	...	...	...	...	...	...	...	...	...	...	...	...	...	...	...	...	...	...	...	1	...	...	...
Inflicting grievous bodily harm	...	...	...	...	...	...	...	...	...	...	...	...	...	...	...	...	1	...	...	...	...	...	...	...	1	...	...	...
Indecent assault	...	...	...	...	...	...	...	...	...	...	...	...	...	...	...	...	1	1	1	...	...	...	...	...	1	1	1,	...
Abduction	...	...	...	...	...	...	...	...	...	...	...	...	1	1	1	...	...	...	...	...	...	...	...	...	2	2	2	...
Attempt to commit felony	...	...	...	...	1	1	1	...	...	...	...	...	1	1	1	...	2	2	...	2	...	...	...	...	4	4	2	2
Obtaining money or goods under false pretences	...	1	...	...	3	2	1	1	1	1	1	...	2	2	1	1	5	5	5	...	2	2	2	...	14	12	10	2
Concealing birth	...	...	...	...	...	...	...	...	1	...	...	...	...	...	...	...	...	...	...	...	...	...	...	...	1	...	...	...
Unlawfully using cattle	...	...	...	...	...	...	...	...	1	1	1	...	1	1	1	...	...	...	...	...	...	...	...	...	2	2	2	...
Unlawfully wounding	...	...	...	...	1	1	1	...	...	...	...	...	1	1	...	1	...	...	...	...	...	...	...	...	2	2	1	1
Perjury	...	...	...	...	1	1	1	...	...	...	...	...	...	...	...	...	1	1	...	1	...	...	...	...	2	2	1	1
Libel	...	...	...	...	...	...	...	...	...	...	...	...	...	...	...	...	...	...	...	...	1	...	...	...	1	...	...	...
Assault occasioning actual bodily harm	...	...	...	...	...	...	...	...	...	...	...	...	...	...	...	...	...	...	...	...	1	1	1	...	1	1	1	...
Forging and uttering Miner's right	...	...	...	...	..	...	...	...	...	...	...	...	1	1	1	...	..	...	...	...	...	...	...	...	1	1	1	...
Voting twice at election	...	...	...	...	...	...	...	...	...	...	...	...	...	...	...	...	1	1	1	...	...	...	...	...	1	1	1	...
Personating at election	...	...	...	...	...	...	...	...	...	...	...	...	...	...	...	...	1	...	...	...	...	...	...	...	1	...	...	...
Breach of Registration Act—false entry of birth	...	...	...	...	...	...	...	...	...	...	...	...	...	...	...	...	1	1	1	...	...	...	...	...	1	1	1	...
Total Number of Misdemeanors	...	5	4	2	2	8	6	5	1	4	3	3	...	11	10	8	2	17	14	11	3	5	4	4	...	50	41	33	8
Total Number of Cases	...	...	...	34	23	14	9	24	21	18	3	33	26	22	4	27	24	16	8	57	50	37	13	24	17	16	1	199	161	123	38

QUARTER SESSIONS CASES—*continued.*

No. 35 (*continued*)—RETURN showing the Number of QUARTER SESSIONS CASES within the SOUTH-WESTERN DISTRICT, during the Year 1875.

OFFENCES.	Albury.				Deniliquin.				Gundagai.				Hay.				Wagga Wagga.				Wentworth.				Young.				Total.			
	Committals.	Trials.	Convictions.	Acquittals.	Committals.	Trials.	Convictions.	Acquittals.	Committals.	Trials.	Convictions.	Acquittals.	Committals.	Trials.	Convictions.	Acquittals.	Committals.	Trials.	Convictions.	Acquittals.	Committals.	Trials.	Convictions.	Acquittals.	Committals.	Trials.	Convictions.	Acquittals.	Committals.	Trials.	Convictions.	Acquittals.
FELONIES.																																
Arson	...	...	...	...	...	...	...	...	...	...	...	...	...	...	...	...	...	...	...	...	...	...	...	...	1	...	...	...	1	...	...	...
Robbery	1	1	...	1	...	...	...	...	...	...	...	...	...	...	...	...	...	...	...	...	...	...	...	...	...	...	...	...	1	1	...	1
Stealing from the person	...	...	...	...	...	...	...	...	1	1	...	1	1	...	...	...	4	4	4	...	...	...	...	...	...	...	...	...	6	5	4	1
Burglary	...	...	...	...	...	...	...	...	...	...	...	...	...	...	...	...	2	2	1	1	...	...	...	...	...	...	...	...	2	2	1	1
House-breaking	1	1	1	...	...	...	...	...	...	...	...	...	...	...	...	...	...	...	...	...	...	...	...	...	...	...	...	...	1	1	1	...
Stealing in a dwelling-house	...	...	...	...	1	1	1	...	...	...	...	...	...	...	...	...	1	1	1	...	1	1	1	...	1	...	...	...	4	3	3	...
Larceny	4	3	2	1	5	5	3	2	3	3	3	...	...	...	...	...	1	1	...	1	1	1	1	...	2	2	2	...	16	15	11	4
Receiving stolen property	...	...	...	...	2	2	2	...	...	...	...	...	...	...	...	...	1	1	1	...	...	...	...	...	1	1	1	...	4	4	4	...
Forgery and uttering	3	2	2	...	3	3	2	1	...	...	...	...	...	...	...	...	1	1	1	...	1	1	1	...	...	...	...	...	8	7	6	1
Embezzlement	...	...	...	...	...	...	...	...	1	1	1	...	1	1	...	1	...	...	...	...	...	...	...	...	...	...	...	...	2	2	1	1
Horse-stealing	1	1	1	...	1	1	1	...	4	4	...	4	3	2	1	1	2	2	2	...	...	...	...	...	3	3	2	1	14	13	7	6
Cattle-stealing	...	...	...	...	...	..	...	...	1	1	...	1	...	...	...	...	...	...	...	...	1	1	...	1	6	3	2	1	8	5	2	3
Sheep-stealing	...	...	...	...	...	...	...	...	...	...	...	...	...	...	...	...	...	...	...	...	1	1	1	...	2	1	...	1	3	2	1	1
Feloniously wounding	...	...	...	...	...	...	...	...	...	...	...	...	...	...	...	...	...	...	...	...	1	1	1	...	1	...	...	...	2	1	1	..
Feloniously killing cattle	...	...	...	...	...	...	...	...	...	...	...	...	...	...	...	...	2	2	2	...	...	...	...	...	...	...	...	...	2	2	2	...
Total Number of Felonies	10	8	6	2	12	12	9	3	10	10	4	6	5	3	1	2	14	14	12	2	6	6	5	1	17	10	7	3	74	63	44	19
MISDEMEANORS.																																
Assault	...	...	...	...	1	...	...	...	...	...	...	...	...	...	...	...	...	...	...	...	...	...	...	...	...	...	...	...	1	...	...	...
Attempting to commit suicide	...	...	...	...	...	...	...	...	...	...	...	...	...	...	...	...	1	1	1	...	1	1	1	...	...	...	...	...	2	2	2	...
Assault with intent to commit a rape	1	1	1	...	...	...	...	...	...	...	...	...	...	...	...	...	...	...	...	...	...	...	...	...	2	2	1	1	3	3	2	1
Indecent assault on female children under 12 years of age	1	...	...	...	...	...	...	...	...	...	...	...	...	...	...	...	1	1	1	...	...	...	...	...	...	...	...	...	2	1	1	...
Keeping a common gaming-house	1	1	...	1	...	...	...	...	...	...	...	...	...	...	...	...	...	...	...	...	...	...	...	...	...	...	...	...	1	1	...	1
Inflicting grievous bodily harm	...	...	...	...	...	...	...	...	1	1	1	...	...	...	...	...	...	...	...	...	...	...	...	...	...	...	...	...	1	1	1	...
Uttering counterfeit coin	...	...	...	...	2	2	1	1	...	...	...	...	...	...	...	...	1	1	1	...	...	...	...	...	...	...	...	...	3	3	2	1
Keeping a bawdy-house	1	1	1	...	...	...	...	...	...	...	...	...	...	...	...	...	...	...	...	...	...	...	...	...	...	...	...	...	1	1	1	...
Attempt to commit felony	...	...	...	...	...	...	...	...	1	...	...	...	...	...	...	...	...	...	...	...	...	...	...	...	...	...	...	...	1	...	...	...
Obtaining money or goods under false pretences	3	3	3	...	1	1	...	1	...	...	..	...	...	...	...	...	...	...	...	...	1	...	...	...	1	1	1	...	6	5	4	1
Forcible entry and detainer	...	...	...	...	...	...	...	...	...	...	...	...	...	...	...	...	...	...	...	...	...	...	...	...	3	3	3	...	3	3	3	...
Concealing birth	...	...	...	...	1	1	1	...	1	1	1	...	...	...	...	...	...	...	...	...	...	...	...	...	...	...	...	...	2	2	2	...
Unlawfully using cattle	...	..	...	...	...	...	...	...	...	...	...	...	...	...	...	...	1	1	1	...	...	...	...	...	...	...	...	...	1	1	1	...
Perjury	...	...	...	...	...	...	...	...	1	1	1	...	...	...	...	...	...	...	...	...	...	...	...	...	...	...	...	...	1	1	1	...
Winning money with dice, &c., by fraud	1	1	...	1	1	...	...	...	...	...	...	...	...	...	...	...	...	...	...	...	...	...	...	...	...	...	...	...	2	1	...	1
Assault occasioning actual bodily harm	...	...	...	...	1	1	1	...	...	...	..	...	...	...	...	...	...	...	...	...	...	...	...	...	...	...	...	...	1	1	1	...
Attempting to obtain money by false pretences	...	...	..	...	1	1	1	...	...	...	...	...	...	...	...	...	...	...	...	...	...	...	...	...	...	...	...	...	1	1	1	...
Being found by night in a dwelling with intent to commit a felony	...	...	...	...	1	1	1	...	...	...	...	...	...	...	...	...	...	...	...	...	...	...	...	...	...	...	...	...	1	1	1	...
Total Number of Misdemeanors	8	7	5	2	9	7	5	2	4	3	3	...	...	...	...	...	4	4	4	...	2	1	1	...	6	6	5	1	33	28	23	5
Total Number of Cases	18	15	11	4	21	19	14	5	14	13	7	6	5	3	1	2	18	18	16	2	8	7	6	1	23	16	12	4	107	91	67	24

QUARTER SESSIONS CASES—*continued.*

No. 35 (*continued*)—RETURN showing the Number of QUARTER SESSIONS CASES within the NORTHERN DISTRICT, during the Year 1875.

OFFENCES.	Muswellbrook.				Murrurundi.				Narrabri.				Tamworth.				Armidale.				Glen Innes				Tenterfield				Grafton.				Port Macquarie.				Total.			
	Committals.	Trials.	Convictions.	Acquittals.	Committals.	Trials.	Convictions.	Acquittals.	Committals.	Trials.	Convictions.	Acquittals.	Committals.	Trials.	Convictions.	Acquittals.	Committals.	Trials.	Convictions.	Acquittals.	Committals.	Trials.	Convictions.	Acquittals.	Committals.	Trials.	Convictions.	Acquittals.	Committals.	Trials.	Convictions.	Acquittals.	Committals.	Trials.	Convictions.	Acquittals.	Committals.	Trials.	Convictions.	Acquittals.
FELONIES.																																								
Robbery with violence	...	...	...	...	3	3	...	3	...	...	...	...	...	...	...	...	...	...	...	...	...	...	...	...	1	1	...	1	...	...	...	...	...	...	...	4	4	...	4
Robbery being armed	...	...	...	...	...	...	...	...	...	...	...	...	...	...	...	...	...	...	...	...	...	...	...	...	...	...	...	...	...	...	...	...	1	1	1	...	1	1	1	...
Shooting with intent to do grievous bodily harm.	...	...	...	...	...	...	...	...	1	1	...	1	...	...	...	...	...	...	...	...	...	...	...	...	...	...	...	1	1	...	1	...	...	...	...	2	2	...	2
Stealing from the person	...	...	...	...	1	1	...	1	2	1	...	1	3	2	2	...	...	...	...	...	...	...	...	...	...	...	...	1	1	1	...	...	...	...	...	7	5	3	2
Burglary	...	...	...	...	...	...	...	...	...	...	...	...	...	...	...	...	...	...	...	...	...	...	...	...	...	...	...	1	1	1	...	...	...	...	...	1	1	1	...
House-breaking	...	...	...	...	...	...	...	...	...	...	...	...	2	2	2	...	...	...	...	...	...	...	...	...	...	...	...	1	1	1	...	1	1	1	...	4	4	4	...
Larceny	...	...	...	...	1	1	...	1	1	1	1	...	3	3	3	...	2	2	2	...	2	2	2	...	2	2	2	...	2	1	1	...	2	...	...	...	16	13	12	1
Forgery and uttering	...	...	...	...	...	...	...	...	1	1	...	1	...	...	...	...	...	...	...	...	2	2	2	...	...	...	...	...	...	...	...	...	...	...	...	...	3	3	2	1
Embezzlement	...	...	...	...	...	...	...	...	...	...	...	...	...	...	...	...	1	...	...	...	...	...	...	...	...	...	...	...	...	...	...	...	...	...	...	...	1	...	...	...
Horse-stealing	...	...	...	...	10	10	5	5	...	...	...	...	4	3	2	1	1	1	1	...	1	1	1	...	...	...	...	...	3	3	3	...	3	2	2	...	22	20	14	6
Cattle-stealing	...	...	...	...	...	...	...	...	...	...	...	...	4	3	...	3	...	...	...	...	...	...	...	...	...	...	...	...	1	1	...	1	...	...	...	5	4	...	4
Feloniously wounding	...	...	...	...	...	...	...	...	...	...	...	...	...	...	...	...	...	...	...	...	2	2	1	1	...	...	...	...	...	...	...	...	...	...	...	...	2	2	1	1
Feloniously killing cattle	...	...	...	...	...	...	...	...	...	...	...	...	6	6	...	6	...	...	...	...	...	...	...	...	...	...	...	...	...	...	...	...	...	...	...	...	6	6	...	6
Garroting	...	...	...	...	...	...	...	...	...	...	...	...	...	...	...	...	...	...	...	...	...	...	...	...	2	2	2	...	...	...	...	...	...	...	...	...	2	2	2	...
Total Number of Felonies	...	1	1	1	...	15	15	5	10	5	4	1	3	22	19	9	10	4	3	3	...	7	7	6	1	5	5	4	1	10	9	7	2	7	4	4	...	76	67	40	27
MISDEMEANORS.																																								
Assault	...	...	...	...	...	...	...	...	...	...	...	...	...	...	...	...	1	1	1	...	1	1	1	...	...	...	...	...	...	...	...	...	...	...	...	...	2	2	2	...
Inflicting grievous bodily harm	...	...	...	...	...	...	...	...	...	...	...	...	...	...	...	...	...	...	...	...	...	...	...	...	...	...	...	...	3	3	3	...	...	...	...	...	3	3	3	...
Indecent assault	...	...	...	...	...	...	...	...	...	...	...	...	...	...	...	...	...	...	...	...	1	1	1	...	...	...	...	...	...	...	...	...	...	...	...	...	1	1	1	...
Abduction	...	...	...	...	...	...	...	...	...	...	...	...	1	1	...	1	...	...	...	...	...	...	...	...	...	...	...	...	...	...	...	...	...	...	...	...	1	1	...	1
Attempt to commit felony	...	...	...	...	...	...	...	...	...	...	...	...	...	...	...	...	...	...	...	...	...	...	...	...	...	...	...	...	...	...	...	...	1	1	1	...	1	1	1	...
Obtaining money or goods under false pretences.	...	...	...	...	1	1	...	1	...	...	...	...	...	...	...	...	...	...	...	...	2	...	...	...	...	...	...	3	2	...	2	1	...	...	...	7	3	...	3
Forcible entry and detainer	...	...	...	...	1	...	...	...	...	...	...	...	...	...	...	...	...	...	...	...	...	...	...	...	...	...	...	...	...	...	...	...	...	...	...	...	1	...	...	...
Unlawfully using cattle	...	...	...	...	...	...	...	...	...	...	...	...	1	1	1	...	...	...	...	...	...	...	...	...	...	...	...	...	...	...	...	...	...	...	...	...	1	1	1	...
Unlawfully wounding	...	...	...	...	...	...	...	...	1	1	1	...	...	...	...	...	...	...	...	...	...	...	...	...	...	...	...	...	...	...	...	...	...	...	...	...	1	1	1	...
Perjury	...	...	...	...	1	...	...	...	...	...	...	...	...	...	...	...	2	...	...	...	...	...	...	...	...	...	...	...	...	...	...	...	...	...	...	...	3	...	...	...
Libel	...	...	...	...	...	...	...	...	...	...	...	...	...	...	...	...	...	...	...	...	...	...	...	...	...	...	...	...	1	1	...	...	1	...	...	...	1	1	...	1
Wilfully damaging telegraph-wire	...	...	...	...	...	...	...	...	...	...	...	...	...	...	...	...	...	...	...	...	...	...	...	...	...	...	...	...	...	...	...	...	1	...	...	...	1	...	...	...
Attempt to obtain money under false pretences.	...	...	...	...	...	...	...	...	...	...	...	...	1	1	...	1	...	...	...	...	...	...	...	...	...	...	...	...	...	...	...	...	...	...	...	...	1	1	...	1
Compounding a felony	...	...	...	...	...	...	...	...	1	1	...	1	...	...	...	...	...	...	...	...	...	...	...	...	...	...	...	...	...	...	...	...	...	...	...	...	1	1	...	1
Being found by night in a dwelling-house, with intent to commit a felony.	...	...	...	...	...	...	...	...	...	...	...	...	...	...	...	...	...	...	...	...	...	...	...	...	...	...	...	...	...	...	...	...	1	1	...	1	1	1	...	1
Total Number of Misdemeanors	...	...	...	...	3	1	...	1	2	2	1	1	3	3	1	2	3	1	1	...	4	2	2	...	...	...	...	...	7	6	3	3	4	2	1	1	26	17	9	8
Total Number of Cases	...	1	1	1	...	18	16	5	11	7	6	2	4	25	22	10	12	7	4	4	...	11	9	8	1	5	5	4	1	17	15	10	5	11	6	5	1	102	84	49	35

SUMMARY.

Metropolitan and Coast District	394	349	227	122
Southern District	155	132	85	47
Western District	199	161	123	38
South-western District	107	91	67	24
Northern District	102	84	49	35
General Total	957	817	551	266

CONVICTIONS.

No. 36.—DECENNIAL RETURN of the Number of CONVICTIONS in the SUPREME and CIRCUIT COURTS and COURTS OF QUARTER SESSIONS.

Year.	Felonies.			Misdemeanors.			Total Number of Convictions.
	Supreme and Circuit Courts.	Courts of Quarter Sessions.	Total.	Supreme and Circuit Courts.	Courts of Quarter Sessions.	Total.	
1866	150	433	583	34	153	187	770
1867	176	362	538	42	122	164	702
1868	148	288	436	39	126	165	601
1869	139	390	529	35	118	153	682
1870	103	331	434	44	123	167	601
1871	127	343	470	38	120	158	628
1872	119	341	460	53	130	183	643
1873	151	303	454	52	141	193	647
1874	127	360	487	65	148	213	700
1875	117	385	502	40	166	206	708

EXECUTIONS.

No. 37.—RETURN of the Number of CRIMINALS EXECUTED during the Year commencing 1st January and ending 31st December, 1875.

Where Executed.	Religion.	Age.	Offence.	Where Born.	Number.
Darlinghurst Gaol.....	Church of England.....	35	Rape	Aboriginal	1
Mudgee Gaol	Ditto	52	Murder	New South Wales	1
					2

No. 38.—DECENNIAL RETURN of the Number of CRIMINALS EXECUTED.

Year.	Number.	Year.	Number.
1866	6	1871	3
1867	4	1872	3
1868	5	1873	4
1869	...	1874	3
1870	...	1875	2

OFFENCES REPORTED TO THE POLICE.

No. 39.—RETURN showing the number of Offences reported to the Police during the Year 1875.

Total Number of Offences Reported.	Offences against the Person.	Offences against Property.	Other Offences (excluding Drunkards).
	No.	No.	No.
19,125	4,018	6,193	8,914

APPREHENSIONS AND SUMMONSES.

No. 40.—RETURN showing the number of persons (including cases heard *ex parte*) brought before the Magistrates' Courts by Arrest, Warrant, or Summons, not including Civil Cases, and how their cases were disposed of in the Magistrates' Courts, in the Colony of New South Wales, in the Year 1875.

Nature of Offences.	Total number of Persons brought before the Magistrates' Courts.	Number of Persons			
		Discharged for want of prosecution, or for want of Evidence.	Whose cases were dismissed on the merits.	Summarily convicted.	Committed for Trial.
Offences against the Person... ...	8,206	1,882	1,123	4,861	340
Offences against Property	5,106	974	889	2,357	886
Other cases ... ... (Not including cases brought up for Lunacy.)	31,199	3,559	4,313	23,308	19
Total number of persons summoned or apprehended	44,511	6,415	6,325	30,526	1,245

SUMMARY CONVICTIONS.

No. 41.—RETURN showing the number of Summary Convictions for various classes of Offences, and the kind of Punishments inflicted by the Benches of Magistrates in the Colony of New South Wales, in the Year 1875.

Punishments.	Total Number of Offences.	Offences against the Person.	Offences against Property.	Other Offences.
Fine	16,679	2,974	1,189	12,516
Fine with Imprisonment	16	9	5	2
Imprisonment, in lieu of Fine or Surety ...	9,896	1,003	395	8,498
Peremptory Imprisonment	2,331	352	631	1,348
Whipping	.....	.....	.....	.....
Imprisonment with Whipping	.....	.....	.....	.....
Bound over with or without Sureties... ...	516	417	31	68
Other Punishments	1,088	106	106	876
Total	30,526	4,861	2,357	23,308

INDICTMENTS AND INFORMATIONS IN THE SUPERIOR COURTS.

No. 42.—RETURN of INDICTMENTS and INFORMATIONS in the SUPREME and CIRCUIT COURTS and COURTS OF QUARTER SESSIONS of the Colony, in the Year 1875.

How the cases tried in the Superior Courts ended.	Total.	Murder other than Wife and Child Murder.	Manslaughter.	Attempt at Murder.	The Returns below include the Indictments for Attempts and Conspiracies to commit the several offences.										
					Wife Murder.	Child Murder.	Concealment of Birth.	Abortion.	Rape.	Unnatural Crimes.	Other Offences against the Person.	Malicious injuries to property.	Robbery with violence.	Other Offences against property.	Miscellaneous Offences.
Supreme and Circuit Courts—															
Judgment for the Crown	156	5	15	2	...	...	4	...	1	4	29	5	3	79	9
Judgment for the Prisoner	72	12	2	5	...	...	...	...	3	3	8	2	...	34	3
Cases fell through for want of prosecution ...	...	...	...	...	...	...	...	...	...	...	...	...	...	...	...
Prisoner found insane	3	...	...	3	...	...	...	...	...	...	...	...	...	...	...
	231	17	17	10	...	...	4	...	4	7	37	7	3	113	12
Courts of Quarter Sessions—															
Judgment for the Crown	551	...	...	...	...	...	3	...	...	...	101	...	8	417	22
Judgment for the Prisoner	266	...	...	...	...	...	1	...	...	1	40	...	18	194	12
Cases fell through for want of prosecution ...	139	...	...	...	...	...	1	...	...	...	13	1	2	109	13
Prisoner found insane	1	...	...	...	...	...	...	...	...	...	1	...	...	...	...
	957	...	...	...	...	...	5	...	...	1	155	1	28	720	47
SUMMARY :—															
Judgment for the Crown	707	5	15	2	...	...	7	...	1	4	130	5	11	496	31
Judgment for the Prisoner	338	12	2	5	...	...	1	...	3	4	48	2	18	228	15
Cases fell through for want of prosecution	139	...	...	...	...	...	1	...	...	...	13	1	2	109	13
Prisoner found Insane	4	...	...	3	...	...	...	...	...	...	1	...	...	...	...
GENERAL TOTAL	1188	17	17	10	...	...	9	...	4	8	192	8	31	833	59

SUMMARY TABLE OF APPREHENSIONS, CONVICTIONS, &c.

No. 43.—RETURN showing the Number of OFFENCES, APPREHENSIONS, CONVICTIONS, and ACQUITTALS, in the Year 1875.

		Number.
The number of Offences reported to the Police		19,125
The number of persons apprehended by the Police, or summoned before the Magistrates		44,511
The number of Summary Convictions...	1. For Offences against the Person	4,861
	2. For Offences against Property	2,357
	3. For other Offences	23,308
The number of Convictions in the Superior Courts ...	1. For Offences against the Person	164
	2. For Offences against Property	510
	3. For other Offences	31
The number of persons Acquitted	1. In the Inferior Courts	6,325
	2. In the Superior Courts	338

APPREHENSIONS BY THE POLICE.

No. 44.—RETURN showing the Number of Persons taken into Custody by the Police and Summarily Dealt with, Committed for Trial, or Discharged, and the Degree of Instruction of same, between the 1st January and 31st December, 1875, in the several Police Districts of the Colony.

POLICE DISTRICTS.	BENCHES.	Offences against the Person.								Offences against Property.								Drunkenness.								Degree of Instruction.					
		Taken into Custody.		Convicted.		Committed for Trial.		Discharged.		Taken into Custody.		Convicted.		Committed for Trial.		Discharged.		Taken into Custody.		Convicted.		Committed for Trial.		Discharged.		Can read and write.		Can read only.		Cannot read.	
		M.	F.	M.	F.	M.	F.	M.	F.	M.	F.	M.	F.	M.	F.	M.	F.	M.	F.	M.	F.	M.	F.	M.	F.	M.	F.	M.	F.	M.	F.
Albury	Albury	44	6	38	5	1	...	5	1	31	...	12	...	7	...	12	...	106	8	80	5	...	...	26	3	156	8	5	3	20	3
	Corowa	33	4	25	3	1	...	7	1	16	...	11	...	4	...	1	...	58	...	32	...	...	...	26	...	85	3	16	1	6	...
	Howlong	9	1	4	1	2	...	3	...	7	...	3	...	3	...	1	...	6	1	1	...	...	...	5	1	18	1	2	1	2	...
	Mulwalla	...	...	...	...	...	...	...	...	1	...	1	...	...	...	...	...	...	...	...	...	...	...	...	...	...	...	1	...	...	...
	Tumberumba	9	...	6	...	1	...	2	...	2	...	...	...	1	...	1	...	8	...	8	...	...	...	...	...	19	...	...	...	...	...
	Ten-mile Creek	9	1	7	...	...	1	2	...	4	1	1	...	1	...	2	1	3	...	2	...	...	...	1	...	14	2	...	...	2	...
Armidale	Armidale	37	3	25	3	3	...	9	...	32	...	4	...	10	...	18	...	103	4	42	...	...	...	61	4	126	4	41	1	5	2
	Uralla	9	1	6	1	2	...	1	...	4	...	4	...	...	...	...	...	27	1	16	...	...	...	11	1	31	2	...	...	9	...
	Bendemeer	6	...	4	...	...	...	2	...	8	...	5	...	...	...	3	...	16	...	10	...	...	...	6	...	20	...	...	...	10	...
	Walcha	11	...	6	...	...	...	5	...	18	...	12	...	1	...	5	...	41	...	29	...	...	...	12	...	44	...	2	...	24	...
	Bundarra	1	...	1	...	...	...	...	...	3	...	1	...	2	...	...	...	21	...	18	...	...	...	3	...	14	...	1	...	10	...
Balranald	Balranald	8	2	8	2	...	...	...	...	9	...	9	...	...	...	...	...	32	4	20	4	...	...	12	...	42	1	7	3	...	2
Bathurst	Bathurst	136	32	105	25	4	2	27	5	77	21	36	10	24	8	17	3	345	76	344	76	...	...	1	...	424	57	42	27	92	45
	Sofala	7	1	5	...	1	1	1	...	14	...	5	...	6	...	3	...	41	6	28	4	...	...	13	2	30	7	19	...	13	...
	Rockley	4	...	3	...	...	...	1	...	19	1	8	...	2	1	9	...	6	...	4	...	...	...	2	...	16	1	8	...	5	...
	Oberon	...	...	...	...	...	...	...	...	4	1	1	...	1	...	2	1	1	...	1	...	...	...	...	...	5	...	...	...	...	1
Bega	Bega	26	...	17	...	3	...	6	...	9	1	5	...	...	...	4	1	34	1	16	...	...	...	18	1	40	2	7	...	22	...
Berrima	Berrima	18	...	12	...	...	...	6	...	10	...	9	...	1	...	...	...	7	...	4	...	...	...	3	...	26	...	3	...	6	...
Bombala	Bombala	9	1	7	1	1	...	1	...	13	2	5	1	6	1	2	...	5	...	1	...	...	...	4	...	19	3	1	...	7	...
Boorowa	Boorowa	22	4	10	2	2	2	10	...	21	1	5	1	8	...	8	...	26	...	20	...	...	...	6	...	45	2	7	1	17	2
	Binalong	7	2	2	...	1	...	4	2	3	...	1	...	...	...	2	...	6	...	4	...	...	...	2	...	10	2	4	...	2	...
Bourke	Bourke	59	...	36	...	8	...	15	...	48	1	21	...	11	1	16	...	22	...	19	...	...	...	3	...	76	1	38	...	15	...
	Brewarrina	9	...	6	...	...	...	3	...	10	...	3	...	4	...	3	...	11	...	9	...	...	...	2	...	22	...	...	...	8	...
	Eringonia	...	...	...	...	...	...	...	...	...	...	...	...	...	...	...	...	...	...	...	...	...	...	...	...	...	...	...	...	...	...
	Gongolgon	...	...	...	...	...	...	...	...	...	...	...	...	...	...	...	...	...	...	...	...	...	...	...	...	...	...	...	...	...	...
Braidwood	Braidwood	31	4	26	3	3	...	2	1	11	1	5	1	2	...	4	...	7	2	3	1	...	...	4	1	25	1	10	3	14	3
	Araluen	12	8	2	2	...	...	10	6	4	...	2	...	2	...	...	...	10	6	8	4	...	...	2	2	16	6	6	5	4	3
Brisbane Water	Gosford	4	2	2	...	1	...	1	2	1	1	1	...	...	1	...	...	12	3	5	3	...	...	7	...	15	5	...	1	2	...
Broulee	Moruya	3	...	1	...	2	...	...	...	4	...	1	...	1	...	2	...	6	3	3	2	...	...	3	1	7	...	1	1	5	2
	Nelligen	...	...	...	...	...	...	...	...	...	...	...	...	...	...	...	...	1	...	...	...	...	...	1	...	...	...	...	...	1	...
	Nerrigundah	4	...	3	...	...	...	1	...	1	...	...	...	...	...	1	...	3	...	3	...	...	...	...	...	2	...	...	...	6	...
Camden, Narellan, and Picton.	Camden	4	1	2	1	...	...	2	...	2	...	2	...	...	...	...	...	13	6	13	6	...	...	...	...	15	...	...	...	4	7
	Picton	3	...	2	...	...	...	1	...	6	...	1	...	1	...	4	...	16	2	16	2	...	...	...	...	23	...	...	1	2	1
Campbelltown	Campbelltown	44	...	35	...	2	...	7	...	13	2	6	...	4	2	3	...	38	6	38	6	...	...	...	...	89	1	4	2	2	5
Carcoar	Carcoar	24	4	14	3	1	...	9	1	27	2	6	2	10	...	11	...	22	4	17	4	...	...	5	...	58	10	4	...	11	...
	Tuena	2	...	2	...	...	...	...	...	3	...	...	...	3	...	...	...	...	...	...	...	...	...	...	...	1	...	2	...	2	...
	Trunkey Creek	7	5	6	5	1	...	...	...	2	...	...	...	2	...	...	...	...	...	...	...	...	...	...	...	7	...	1	...	1	5
Cassilis	Cassilis	2	...	...	...	...	...	2	...	4	...	...	...	2	...	2	...	15	2	8	2	...	...	7	...	11	...	3	2	7	...
	Merriwa	6	1	3	...	1	1	2	...	10	...	3	...	3	...	4	...	30	1	19	...	...	...	11	1	33	1	...	...	13	1
	Denison Town	2	...	1	...	1	...	...	...	13	...	4	...	7	...	2	...	2	...	2	...	...	...	...	...	12	...	3	...	2	...
Cooma	Cooma	4	2	...	1	4	1	...	...	12	1	2	1	3	...	7	...	76	6	51	4	...	...	25	2	63	4	11	5	18	...
	Nimitybelle	...	...	...	...	...	...	...	...	...	...	...	...	...	...	...	...	1	...	...	...	...	...	1	...	1	...	...	...	...	...
	Buckley's Crossing, Snowy River	...	...	...	...	...	...	...	...	...	...	...	...	...	...	...	...	...	...	...	...	...	...	...	...	...	...	...	...	...	...
	Seymour	1	...	...	...	1	...	...	...	1	...	1	...	...	...	...	...	1	...	1	...	...	...	...	...	...	...	...	...	1	...
	Kiandra	1	1	...	1	1	...	...	...	4	...	...	...	3	...	1	...	2	1	2	1	...	...	...	...	5	2	...	...	2	...
Coonamble	Coonamble	33	...	26	...	...	...	7	...	14	1	4	...	6	...	4	1	25	4	15	2	...	...	10	2	48	2	5	1	19	2
	Coonabarrabran	6	...	5	...	...	...	1	...	16	...	6	...	6	...	4	...	44	...	40	...	...	...	4	...	56	...	3	...	7	...
Cowra	Cowra	28	3	20	2	1	...	7	1	6	...	1	...	1	...	4	...	51	3	18	3	...	...	33	...	69	3	8	3	8	...
Deniliquin	Deniliquin	30	3	19	3	6	...	5	...	34	5	8	...	15	1	11	4	103	9	84	8	...	...	19	1	126	9	3	3	38	5
	Moulamein	4	...	3	...	...	...	1	...	3	...	1	...	1	...	1	...	6	...	4	...	...	...	2	...	9	...	4	...	...	...
	Jerilderie	4	...	2	...	2	...	...	...	4	...	...	...	3	...	1	...	29	1	...	...	...	...	*29	*1	32	1	...	...	5	...
	Tocumwall	...	...	...	...	...	...	...	...	2	...	1	...	1	...	...	...	3	...	...	...	...	...	3	...	4	...	...	...	1	...

* Discharged for want of a Magistrate.

No. 44 (*continued*)—RETURN OF APPREHENSIONS BY THE POLICE—*continued.*

POLICE DISTRICTS.	BENCHES.	Offences against the Person.								Offences against Property.								Drunkenness.								Degree of Instruction.					
		Taken into Custody.		Convicted.		Committed for trial.		Discharged.		Taken into Custody.		Convicted.		Committed for Trial.		Discharged.		Taken into Custody.		Convicted.		Committed for Trial.		Discharged.		Can read and write.		Can read only.		Cannot read.	
		M.	F.	M.	F.	M.	F.	M.	F.	M.	F.	M.	F.	M.	F.	M.	F.	M.	F.	M.	F.	M.	F.	M.	F.	M.	F.	M.	F.	M.	F.
Dowling	Ulladulla	3	1	3	1	...	...	...	...	1	...	1	...	...	...	...	...	...	...	...	...	...	...	...	...	4	1	...	...	...	...
Dubbo	Dubbo	75	10	56	6	6	...	13	4	45	2	8	...	19	...	18	2	84	11	45	9	...	...	39	2	170	16	2	1	32	6
	Canonba	2	...	...	...	1	...	1	...	5	...	...	...	5	...	...	...	5	...	5	...	...	...	...	...	7	...	3	...	2	...
	Coolah	3	...	3	...	...	...	...	...	...	...	...	...	...	...	...	...	...	...	...	...	...	...	...	...	3	...	...	...	...	...
	Warren	2	...	1	...	1	...	...	...	4	...	...	...	3	...	1	...	5	2	4	2	...	...	1	...	8	1	...	...	3	1
	Dandaloo	2	1	1	...	1	...	...	1	2	...	1	...	...	...	1	...	...	...	...	...	...	...	...	...	4	1	...	...	...	...
Dungog	Dungog	13	1	11	...	2	...	...	1	2	...	1	...	1	...	...	...	15	...	7	...	...	...	8	...	16	1	...	...	14	...
	Clarence Town	8	...	8	...	...	...	...	...	...	...	...	...	...	...	...	...	1	...	1	...	...	...	...	...	7	...	1	...	1	...
Eden	Eden	1	...	...	...	...	...	1	...	3	...	...	...	...	...	3	...	2	...	2	...	...	...	...	...	6	...	...	...	...	...
	Panbula	6	...	5	...	...	...	1	...	2	...	...	...	1	...	1	...	5	...	5	...	...	...	...	...	13	...	...	...	...	...
Forbes	Forbes	48	2	34	2	7	...	7	...	22	2	8	...	5	2	9	...	84	7	49	2	...	...	35	5	121	7	7	2	26	2
	Parkes	14	4	4	1	3	...	7	3	44	8	10	4	14	...	20	4	119	24	111	19	...	...	8	5	140	24	16	6	21	6
Glen Innes	Glen Innes	75	2	72	1	2	1	1	...	30	...	10	...	3	...	17	...	143	1	143	1	...	...	...	...	198	1	16	1	34	1
	Vegetable Creek	48	...	47	...	...	...	1	...	8	...	4	...	1	...	3	...	8	...	8	...	...	...	...	...	51	...	9	...	4	...
Goulburn	Goulburn	162	28	127	23	6	...	29	5	49	3	17	2	13	...	19	1	140	23	76	13	...	...	64	10	259	26	26	10	66	18
	Binda	...	...	...	...	...	...	...	...	...	...	...	...	...	...	...	...	...	...	...	...	...	...	...	...	...	...	...	...	...	...
	Collector	1	...	...	...	1	...	...	...	2	...	1	...	1	...	...	...	4	...	4	...	...	...	...	...	3	...	4	...	...	...
Grafton	Grafton	16	...	11	...	3	...	2	...	48	...	20	...	15	...	13	...	77	4	40	4	...	...	37	...	95	1	18	2	28	1
	Maclean	6	...	6	...	...	...	...	...	3	...	...	...	3	...	...	...	5	...	4	...	...	...	1	...	5	...	...	...	9	...
	Lawrence	12	...	6	...	1	...	5	...	2	...	2	...	...	...	...	...	6	...	2	...	...	...	4	...	15	...	1	...	4	...
Grenfell	Grenfell	44	4	21	2	5	...	18	2	22	2	15	1	2	...	5	1	15	4	6	...	...	...	9	4	17	1	2	...	62	9
	Morangarell	...	...	...	...	...	...	...	...	...	...	...	...	...	...	...	...	3	...	...	...	...	...	3	...	2	...	...	...	1	...
Gundagai	Gundagai	30	4	19	3	3	...	8	1	14	1	1	1	7	...	6	...	28	6	17	5	...	...	11	1	50	3	7	6	15	2
	Adelong	3	...	2	...	...	...	1	...	4	3	...	1	3	1	1	1	6	2	4	1	...	...	2	1	12	2	1	3	...	...
	Cootamundry	2	1	1	...	...	1	1	...	1	1	...	...	...	1	1	...	2	1	2	...	...	...	...	...	5	1	...	2	...	...
Hartley	Hartley	14	1	5	1	...	...	9	...	4	...	3	...	1	...	...	...	1	...	1	...	...	...	...	...	16	...	...	...	3	1
	Rydal	1	...	1	...	...	...	...	...	5	2	3	...	1	...	1	2	9	...	9	...	...	...	...	...	10	...	1	...	4	2
Inverell	Inverell	11	...	5	...	3	...	3	...	11	1	7	1	1	...	3	...	64	5	59	5	...	...	5	...	60	6	6	...	20	...
	Ashford	...	...	...	...	...	...	...	...	...	...	...	...	...	...	...	...	...	1	...	1	...	...	...	...	...	1	...	...	...	...
Kiama	Kiama	23	1	18	...	1	...	4	1	13	...	9	...	3	...	1	...	27	1	9	...	...	...	18	1	44	1	...	...	19	1
Liverpool...	Liverpool	10	5	10	4	...	...	...	1	4	1	4	...	...	1	...	...	38	9	19	5	...	...	19	4	42	5	3	...	7	10
Macleay River	West Kempsey	12	...	10	...	...	...	2	...	6	...	1	...	3	...	2	...	22	...	20	...	...	...	2	...	23	...	2	...	15	...
	Boat Harbour	5	...	5	...	...	...	...	...	...	...	...	...	...	...	...	...	3	...	3	...	...	...	...	...	8	...	...	...	...	...
	Nambucca	...	...	...	...	...	...	...	...	...	...	...	...	...	...	...	...	...	...	...	...	...	...	...	...	...	...	...	...	...	...
Maitland	East Maitland	33	8	28	7	...	...	5	1	8	1	4	...	2	...	2	1	40	12	16	11	...	...	24	1	10	8	4	...	67	13
	West Maitland	119	48	86	40	5	...	28	8	34	3	22	2	2	...	10	1	158	28	55	11	...	...	103	17	188	36	97	33	26	10
	Morpeth	18	...	18	...	...	...	...	...	3	3	3	2	...	...	...	1	29	4	23	...	...	...	6	4	38	4	4	...	8	3
Manning River	Wingham	5	1	5	...	...	...	...	1	2	...	...	...	1	...	1	...	1	2	1	2	...	...	...	...	7	1	...	...	1	2
	Cundletown	2	...	2	...	...	...	...	...	...	...	...	...	...	...	...	...	2	...	2	...	...	...	...	...	1	...	2	...	1	...
	Taree	2	...	1	...	1	...	...	...	...	...	...	...	...	...	...	...	4	...	2	...	...	...	2	...	4	...	1	...	1	...
	Tinonee	...	...	...	...	...	...	...	...	...	...	...	...	...	...	...	...	...	...	...	...	...	...	...	...	...	...	...	...	...	...
Metropolitan	Central Police Office	1,037	364	806	298	34	6	197	60	1,763	1,074	1,332	895	136	37	295	142	3,594	1,959	2,015	1,564	...	...	1,579	395	5,804	2,803	120	124	470	470
	Water Police Office	1,015	194	677	144	37	9	301	41	301	71	181	42	65	13	55	16	1,730	555	1,647	524	...	...	83	31	2,609	630	49	80	357	141
Mitchell	Menindee	2	...	1	...	1	...	...	...	4	...	1	...	3	...	...	...	19	...	17	...	...	...	2	...	24	...	...	...	1	...
	Wilcannia...	5	...	4	...	...	...	1	...	7	...	3	...	2	...	2	...	47	...	20	...	...	...	27	...	38	...	15	...	6	...
Moama	Moama	3	...	1	...	1	...	1	...	6	...	1	...	2	...	3	...	11	1	3	...	...	...	8	1	17	1	2	...	1	...
Molong	Molong	13	...	9	...	...	...	4	...	5	2	1	...	2	2	2	...	23	...	11	...	...	...	12	...	32	1	6	1	3	...
	Toogong	22	...	12	...	...	...	10	...	25	...	2	...	6	...	17	...	12	...	10	...	...	...	2	...	31	...	4	...	24	...
	Obley	1	...	...	...	1	...	...	...	6	2	2	1	4	1	...	...	3	...	1	...	...	...	2	...	6	2	...	...	4	...
Mudgee	Mudgee	67	16	43	13	6	...	18	3	56	1	18	...	29	1	9	...	24	6	16	6	...	...	8	...	26	7	4	...	117	16
	Hargraves (Louisa Creek) ...	1	1	...	...	1	...	...	1	1	...	1	...	...	...	...	...	3	...	2	...	...	...	1	...	...	1	...	...	5	...
	Gulgong	80	16	73	15	4	1	3	...	71	14	35	3	11	3	25	8	76	21	32	15	...	...	44	6	184	26	9	4	34	21
Murrurundi	Murrurundi	53	7	22	3	4	...	27	4	38	...	5	...	13	...	20	...	40	4	11	1	...	...	29	3	110	7	6	1	15	3
	Wallabadah	6	...	4	...	...	...	2	...	2	...	1	...	...	...	1	...	9	...	9	...	...	...	...	...	14	...	...	...	3	...
Muswellbrook & Merton	Muswellbrook	35	2	22	2	4	...	9	...	8	...	4	...	...	...	4	...	28	2	6	2	...	...	22	...	36	2	25	1	10	1
Narrabri	Narrabri	29	4	24	3	...	...	5	1	16	...	6	...	...	...	10	...	27	6	26	6	...	...	1	...	48	10	1	...	23	...
	Wee Waa	2	...	...	...	1	...	1	...	1	1	...	...	1	...	...	1	12	...	8	...	...	...	4	...	13	...	...	...	2	1
Newcastle	Newcastle	149	6	114	3	7	1	28	2	92	8	46	5	18	1	28	2	1,100	73	904	62	...	...	196	11	1,222	62	12	2	107	23
	Waratah	18	2	8	1	4	...	6	1	6	...	3	...	1	...	2	...	3	...	2	...	...	...	1	...	19	1	1	...	7	1
	Cooranbong	...	...	...	...	...	...	...	...	...	...	...	...	...	...	...	...	...	...	...	...	...	...	...	...	...	...	...	...	...	...
Orange	Orange	23	...	15	...	4	...	4	...	54	5	17	1	17	1	20	3	270	8	269	8	...	...	1	...	261	5	11	...	75	8

No. 44 (*continued*)—RETURN OF APPREHENSIONS BY THE POLICE—*continued*.

POLICE DISTRICTS.	BENCHES.	Offences against the Person.								Offences against Property.								Drunkenness.								Degree of Instruction.					
		Taken into Custody.		Convicted.		Committed for Trial.		Discharged.		Taken into Custody.		Convicted.		Committed for Trial.		Discharged.		Taken into Custody.		Convicted.		Committed for Trial.		Discharged.		Can read and write.		Can read only.		Cannot read.	
		M.	F.	M.	F.	M.	F.	M.	F.	M.	F.	M.	F.	M.	F.	M.	F.	M.	F.	M.	F.	M.	F.	M.	F.	M.	F.	M.	F.	M.	F.
Oxley	Hay	89	6	63	3	...	...	26	3	30	1	16	...	2	...	12	1	125	6	73	3	...	...	52	3	219	11	...	1	25	1
	Booligal	...	...	...	...	...	...	...	...	...	1	...	1	...	...	...	...	5	...	4	...	...	...	1	...	5	...	...	...	...	1
	Hillston	5	...	2	...	1	...	2	...	1	...	...	...	...	...	1	...	...	...	...	...	...	...	...	...	6	...	...	...	...	...
Parramatta	Parramatta	25	1	18	...	2	...	5	1	42	6	26	2	1	3	15	1	206	30	115	17	...	...	91	13	220	20	9	2	44	15
	Ryde	4	1	1	...	1	...	2	1	4	3	2	...	1	...	1	3	23	7	19	4	...	...	4	3	20	7	5	2	6	2
Paterson	Paterson	4	...	2	...	...	...	2	...	5	...	3	...	2	...	...	...	5	2	5	1	...	...	...	1	10	1	4	1	...	...
Patrick's Plains ...	Singleton	26	5	14	5	3	...	9	...	21	...	3	...	7	...	11	...	40	12	37	8	...	...	3	4	71	2	...	...	16	15
Penrith	Penrith	23	6	17	5	2	...	4	1	9	2	3	1	...	...	6	1	43	4	29	2	...	...	14	2	55	11	3	...	17	1
Port Macquarie... ...	Port Macquarie	7	...	7	...	...	...	...	...	2	...	1	...	1	...	...	...	10	...	4	...	...	...	6	...	11	...	1	...	7	...
Port Stephens	Stroud	1	...	1	...	...	...	...	...	2	...	...	...	2	...	...	...	6	2	6	2	...	...	...	...	8	1	1	...	...	1
	Bullah Delah	2	...	2	...	...	...	...	...	2	...	1	...	1	...	...	...	3	...	1	...	...	...	2	...	3	...	...	...	4	...
Queanbeyan	Queanbeyan	27	2	14	...	3	...	10	2	22	...	1	...	17	...	4	...	20	...	19	...	...	...	1	...	46	2	10	...	13	...
	Bungendore	8	1	8	1	...	...	...	...	7	...	4	..	2	...	1	...	4	...	3	...	...	...	1	...	15	...	1	1	3	...
	Gundaroo	2	1	1	...	1	1	...	...	5	...	...	...	4	...	1	...	3	...	2	...	...	...	1	...	5	1	3	...	2	...
Raymond Terrace ...	Raymond Terrace	21	6	14	6	...	...	7	...	11	5	1	1	1	3	9	1	17	4	10	2	...	...	7	2	36	10	6	2	7	3
Richmond River ...	Casino	4	...	3	...	1	...	...	...	3	...	2	...	1	...	...	...	22	...	12	...	...	...	10	...	18	...	6	...	5	...
	Drake	...	...	...	...	...	...	...	...	...	...	...	...	...	...	...	...	...	...	...	...	...	...	...	...	...	...	...	...	...	...
	Ballina	2	...	2	...	...	...	...	...	3	...	2	...	...	...	1	...	2	...	...	...	...	...	2	...	4	...	...	...	3	...
	Lismore	...	...	...	...	...	...	...	...	1	...	...	...	1	...	...	...	...	...	...	...	...	...	...	...	1	...	...	...	...	...
Rylstone	Rylstone	15	...	10	...	3	...	2	...	7	...	...	...	3	...	4	...	17	...	14	...	...	...	3	...	19	...	3	...	17	...
Scone	Scone	28	1	20	1	2	...	6	...	8	...	3	...	2	...	3	...	19	...	5	...	...	...	14	...	45	...	5	...	5	1
Shoalhaven	Nowra	11	2	7	1	3	1	1	...	12	2	5	1	4	...	3	1	1	...	1	...	...	...	...	...	18	3	...	...	6	1
	Broughton Creek	1	...	1	...	...	...	...	...	1	...	1	...	..	...	...	...	19	...	16	...	...	...	3	...	20	...	...	...	1	...
Tamworth	Tamworth	70	9	48	8	4	...	18	1	32	1	8	1	9	...	15	...	96	7	81	2	...	...	15	5	186	11	3	2	9	4
	Nundle	6	...	2	...	...	...	4	...	12	...	3	...	4	...	5	...	1	1	1	...	...	...	...	1	13	1	...	...	6	...
	Gunnedah	7	1	5	...	1	1	1	...	24	...	3	...	10	...	11	...	20	1	18	1	...	...	2	...	35	2	4	...	12	...
	Barraba	1	...	1	...	...	...	...	...	2	...	...	...	...	...	2	...	3	...	1	...	...	...	2	...	4	...	...	...	2	...
	Boggabri	3	...	...	...	2	...	1	...	3	...	2	...	1	...	...	...	1	1	1	...	...	...	...	1	4	...	1	1	2	...
Tenterfield	Tenterfield	24	...	17	...	5	...	2	...	15	2	11	...	4	1	...	1	42	6	42	6	...	...	...	...	56	3	3	...	22	5
Tumut	Tumut	5	1	4	1	1	...	...	...	6	...	3	...	1	...	2	...	35	1	32	...	...	...	3	1	32	...	4	1	10	1
Tweed River	Cudgen	...	...	...	...	...	...	...	...	...	...	...	...	...	...	...	...	...	...	...	...	...	...	...	...	...	...	...	...	...	...
	Murwillumba	...	...	...	...	...	...	...	...	...	...	...	...	...	...	...	...	...	...	...	...	...	...	...	...	...	...	...	...	...	...
Wagga Wagga	Wagga Wagga	113	13	77	6	6	1	30	6	38	2	9	1	20	...	9	1	165	27	60	15	...	...	105	12	96	15	33	15	187	12
	Narrandera	4	...	2	...	2	...	...	...	3	...	1	...	1	...	1	...	7	...	...	...	...	...	7	...	12	...	...	...	2	...
	Urana	3	...	1	...	...	...	2	...	8	...	2	...	3	...	3	...	17	...	9	...	...	...	8	...	22	...	5	...	1	...
Walgett	Walgett	5	...	1	...	3	...	1	...	10	...	1	...	2	...	7	...	18	...	11	...	...	...	7	...	28	...	3	...	2	...
	Goodooga	1	...	...	...	1	...	...	...	...	...	...	...	...	...	...	...	...	...	...	...	...	...	...	...	1	...	...	...	...	...
Warialda...	Warialda	13	...	10	...	...	...	3	...	1	...	1	...	...	...	...	...	27	1	26	1	...	...	1	...	32	...	7	...	2	1
	Bingera	2	...	2	...	...	...	...	...	2	...	1	...	...	...	1	...	8	2	8	2	...	...	...	...	7	2	2	...	3	...
	Moree	8	...	2	...	1	...	5	...	10	...	1	...	1	...	8	...	6	1	5	...	...	...	1	1	20	1	1	...	3	...
	Yetman	...	...	...	...	...	...	...	...	*3	...	...	..	2	...	1	...	...	...	...	...	...	...	...	...	3	...	...	...	...	...
Wellington	Wellington	21	2	11	2	9	...	1	...	17	4	2	3	10	1	5	...	19	1	16	1	...	...	3	...	37	5	9	1	11	1
	Stony Creek	5	...	3	...	...	...	2	...	4	...	1	...	3	...	...	...	...	...	...	...	...	...	...	...	8	...	...	...	1	...
	Tambaroora	5	...	4	...	...	...	1	...	1	1	1	1	...	...	...	...	7	2	7	2	...	...	...	...	5	1	1	2	7	...
	Hill End	18	2	16	2	2	...	...	...	6	1	2	...	...	...	4	1	19	4	17	4	...	...	2	...	33	1	2	4	8	2
Wentworth	Wentworth	17	1	15	...	...	...	2	1	10	...	6	...	4	...	...	...	77	...	56	...	...	...	21	...	85	1	4	...	15	...
	Euston	2	...	1	...	...	...	1	...	...	...	...	...	...	...	...	...	11	...	5	...	...	...	6	...	11	...	2	...	...	...
	Pooncaira	1	...	1	...	...	...	...	...	...	...	...	...	...	...	...	...	1	...	...	...	...	...	1	...	2	...	...	...	...	...
Windsor	St. Alban's	...	...	...	...	...	...	...	...	...	...	...	...	...	...	...	...	...	...	...	...	...	...	...	...	...	...	...	...	...	...
	Windsor	36	2	18	1	6	...	12	1	16	6	9	3	4	2	3	1	38	2	18	1	...	...	20	1	33	3	27	3	30	4
Wollombi	Wollombi	5	1	5	1	...	...	...	...	4	...	...	...	4	...	...	...	1	...	1	...	...	...	...	...	7	1	...	...	3	...
	Ællalong	...	...	...	...	...	...	...	...	...	...	...	...	...	...	...	...	...	...	...	...	...	...	...	...	...	...	...	...	...	...
Wollongong	Wollongong	6	...	4	...	1	...	1	...	3	1	1	1	2	...	...	...	67	8	53	8	...	...	14	...	49	2	5	1	22	6
Yass	Yass	19	2	12	2	2	...	5	...	35	4	8	3	18	...	9	1	61	17	20	12	...	...	41	5	83	19	11	3	21	1
	Gunning	6	2	3	...	1	1	2	1	13	1	10	1	2	...	1	...	29	5	25	2	...	...	4	3	38	3	...	...	10	5
Young	Young	78	20	59	16	2	2	17	2	25	6	10	3	10	2	5	1	90	15	57	12	...	...	33	3	140	23	7	8	46	10
	Murrimboolah	2	...	1	...	...	...	1	...	2	...	2	...	...	...	...	...	12	...	8	...	...	...	4	...	9	...	2	...	5	...
	GENERAL TOTAL... ...	4,915	914	3,506	698	289	34	1,120	182	3,928	1,302	2,203	1,000	755	91	970	211	11,095	3,111	7,774	2,524	...	...	3,321	587	16,111	4,010	996	362	2,831	955

* Exclusive of one remanded to Warialda.

PART III.

TRADE AND COMMERCE.

CONTENTS.

Number of Return.		Page.
45	Total Value in Sterling of the Imports and Exports of the Colony, from and to each Country	54
	Seaward—	
46	General Imports (Articles and Value)	55
47	General Exports (Articles and Value)	80
48	Decennial Return of the Total Value of Imports into the Colony, distinguishing the Countries from whence Imported	110
49	Decennial Return of the Total Value of Exports from the Colony, distinguishing the Countries to which exported	111
50	Decennial Return of the Total Value of Exports the Produce or Manufacture of the Colony, &c.	111
51	Decennial Return of the Quantity and Value of (Exports the Produce of the Colony.) — Grain, &c., Imported	112
52	Grain, &c., Exported	112
53	Butter and Cheese Imported	113
54	Butter and Cheese Exported	113
55	Live Stock Imported	113
56	Live Stock Exported	113
57	Salt Meat Imported	114
58	Salt Meat Exported	114
59	Hides and Leather Imported	114
60	Hides and Leather Exported	115
61	Wool Exported	115
62	Tallow Exported	115
63	Timber Imported	116
64	Timber Exported	116
65	Coal Exported	117
66	Gold and Coin Exported	117
67	Return of the Total Quantity and Value of Gold Dust and Coin Exported, and the Countries to which the same have been sent	117
68	Decennial Return of Ships and Vessels engaged in the Whale Fisheries, with the Tonnage of same, &c., &c.	118
69	Decennial Return of Fisheries, showing the number of Vessels employed, and the Quantity of Oil, &c., obtained, and its Value	118
	Shipping—	
70	Vessels Inwards, distinguishing the Countries from whence arrived	119
71	,, Nationality of	120
72	,, Entered at Ports	120
73	,, Decennial Return	120
74	Vessels Outwards, distinguishing Countries to which departed	121
75	,, Nationality of	122
76	,, Cleared at Ports	122
77	,, Decennial Return	122
78	Vessels Built and Registered—Number, Tonnage, and Description	123
79	,, Decennial Return	123
	Overland—	
80	Imports *viâ* Albury	123
81	Exports ,, ,,	124
82	Imports ,, Corowa	125
83	Exports ,, ,,	126
84	Imports ,, Moama	127
85	Exports ,, ,,	128
86	Imports ,, Swan Hill Crossing	129
87	Exports ,, ,,	129
88	Imports ,, Euston	130
89	Exports ,, ,,	130
90	Imports ,, Wentworth	131
91	Exports ,, ,,	132
92	Imports ,, Tocumwall	133
93	Exports ,, ,,	134
94	Imports ,, Howlong	134
95	Exports ,, ,,	134
96	Imports ,, Maryland	135
97	Exports ,, ,,	135

IMPORTS AND EXPORTS.

No. 45.—RETURN showing the Total Value in Sterling of the IMPORTS and EXPORTS of the Colony from and to each Country, in the Year 1875.

Countries.		Imports from—	Exports to—	Excess of Imports.	Excess of Exports.
United Kingdom (Seaward)		6,062,226	6,374,503	.....	312,277
BRITISH COLONIES.					
Victoria	Seaward ...	1,121,107	723,096	398,011	.....
	Overland...	945,049	3,546,674	.....	2,601,625
		2,066,156	4,269,770	398,011	2,601,625
South Australia	Seaward ...	721,701	80,844	640,857	.....
	Overland...	*266,232	573,388	.....	307,156
		987,933	654,232	640,857	307,156
Queensland	Seaward ...	2,272,065	1,014,559	1,257,506	.....
	Overland...	4,314	97,850	.....	93,536
		2,276,379	1,112,409	1,257,506	93,536
Tasmania	Seaward...	167,870	44,274	123,596	.....
New Zealand...	"	135,480	362,764	.....	227,284
Western Australia	"	.....	861	.....	861
Point de Galle	"	465,196	103,813	361,383	.....
Hong Kong	"	117,881	172,676	.....	54,795
Mauritius	"	139,002	10,979	128,023	.....
Madras	"	.....	2,059	.....	2,059
Ceylon	"	7,865	2,732	5,133	.....
India	"	12,135	.....	12,135	.....
Calcutta	"	160	7,271	.....	7,111
Bombay	"	.....	1,628	.....	1,628
Singapore	"	40,282	29,457	10,825	.....
Lord Howe's Island...	"	532	.....	532	.....
Fiji Islands	"	32,345	63,033	.....	30,688
Torres Straits	"	48,824	.....	48,824	.....
Norfolk Island	"	3,030	797	2,233	.....
Total	Seaward	5,285,475	2,620,843	2,664,632	.....
	Overland	1,215,595	4,217,912	.....	3,002,317
Total British Colonies		6,501,070	6,838,755	.....	337,685
FOREIGN STATES (Seaward).					
France		15	.....	15	.....
United States	San Francisco	203,539	109,904	55,414	.....
	New York		37,396		
	Portland		825		
China		319,748	34,652	285,096	.....
Formosa		6,300	.....	6,300	.....
Java		203,488	22,458	181,030	.....
Manila		1,208	17,960	.....	16,752
South Sea Islands		56,600	43,249	13,351	.....
Fisheries		5,317	.....	5,317	.....
New Caledonia		51,157	142,604	.....	91,447
Honolulu		16,073	6,139	9,934	.....
New Guinea		1,301	.....	1,301	.....
Japan		58	9,918	.....	9,860
Philippine Islands		62,100	.....	62,100	.....
Petropaulovski		.....	11,915	.....	11,915
Guam		.....	6,485	.....	6,485
Pedang		.....	2,756	.....	2,756
Callao		.....	3,011	.....	3,011
Negapatam		.....	1,000	.....	1,000
Astorea		.....	525	.....	525
Valparaiso		.....	3,648	.....	3,648
Brindisi		.....	3,142	.....	3,142
Iquique		.....	690	.....	690
Alexandria		.....	45	.....	45
Total, Foreign States		926,904	458,322	468,582	.....
Total	Seaward	12,274,605	9,453,668	2,820,937	.....
	Overland	1,215,595	4,217,912	.....	3,002,317
GENERAL TOTAL...		13,490,200	13,671,580	.....	181,380

* NOTE.—The values of 95 pkgs. drapery, 1,497 cases of hardware and ironmongery, 2,465 pkgs. of oilmen's stores, and 1,451 pkgs. of sundries are not given in the return of Imports overland, from South Australia.

IMPORTS SEAWARD.

No. 46.—GENERAL IMPORTS into the Colony of New South Wales, Seaward, in the Year 1875.

Articles.	Countries whence Imported.	Quantities Imported. In British Vessels.	In Foreign Vessels.	Total.	Total Value.
					£
Acids	Great Britain	33	.....	33 cases	110
Aerated Waters	Great Britain	14	.....	14 pkgs.	22
	Victoria	10	.....	10 „	20
		24	.....	24 pkgs.	42
Agricultural Implements	Great Britain	1,165	.....	1,165 pkgs.	10,526
	Victoria	514	.....	514 „	3,658
	South Sea Islands	1	.....	1 „	12
	United States	285	44	329 „	1,345
		1,965	44	2,009 pkgs.	15,541
Anchors	Great Britain	808	.....	808 No.	2,411
	Victoria	4	.....	4 „	164
	Queensland	6	.....	6 „	35
	New Zealand	1	.....	1 „	15
	Torres Straits	60	.....	60 „	500
		879	.....	879 No.	3,125
Antimony Ore	Queensland	21	.....	21 tons	378
Alkali and Soda	Great Britain	1,443	.....	1,443 tons	10,375
	Victoria	31	.....	31 „	581
		1,474	.....	1,474 tons	10,956
Apparel and Slops	Great Britain	7,910	.....	7,910 pkgs.	353,960
	Victoria	1,275	.....	1,275 „	35,987
	Queensland	258	.....	258 „	2,280
	Tasmania	9	.....	9 „	57
	New Zealand	20	.....	20 „	587
	South Sea Islands	28	.....	28 „	106
	Fiji Islands	4	.....	4 „	103
	New Caledonia	16	.....	16 „	72
	United States	31	.....	31 „	535
	Point de Galle	332	.....	332 „	10,687
	Singapore	5	.....	5 „	40
	Honolulu	1	.....	1 „	10
	China	4	.....	4 „	113
	Hong Kong	18	.....	18 „	828
		9,911	.....	9,911 pkgs.	405,365
Apothecaries Ware	Great Britain	17,189	.....	17,189 pkgs.	102,586
	Victoria	1,794	.....	1,794 „	8,403
	South Australia	1	.....	1 „	10
	Queensland	54	.....	54 „	190
	New Zealand	65	.....	65 „	164
	United States	160	41	201 „	1,341
	Point de Galle	6	.....	6 „	106
	Hong Kong	36	.....	36 „	260
		19,305	41	19,346 pkgs.	113,060
Arrowroot and Sago	Great Britain	13	.....	13 pkgs.	63
	Victoria	70	.....	70 „	79
	Queensland	851	.....	851 „	2,066
	New Zealand	9	.....	9 „	5
	South Sea Islands	15	.....	15 „	25
	Singapore	519	.....	519 „	586
	Mauritius	200	.....	200 „	220
	Hong Kong	56	.....	56 „	75
		1,733	.....	1,733 pkgs.	3,119
Arms and Ammunition — Guns	Great Britain	401	.....	401 cases	10,216
	Victoria	31	.....	31 „	803
	Point de Galle	16	.....	16 „	716
	Singapore	2	.....	2 „	191
		450	.....	450 cases	11,926
Arms and Ammunition — Gunpowder	Great Britain	725,088	.....	725,088 lbs.	22,232
	Victoria	6,974	.....	6,974 „	221
	Norfolk Island	250	.....	250 „	15
		732,312	.....	732,312 lbs.	22,468
Arms and Ammunition — Lithofracteur	Great Britain	2,750	.....	2,750 lbs.	284
	Victoria	13,550	.....	13,550 „	1,821
		16,300	.....	16,300 lbs.	2,105

IMPORTS SEAWARD—*continued.*

Articles.	Countries whence Imported.	Quantities Imported. In British Vessels.	In Foreign Vessels.	Total.	Total Value.
					£
Arms and Ammunition —*continued.* Cartridges ...	Great Britain	764	.....	764 cases	5,394
Shot	Great Britain	2,536	.....	2,536 cwt.	3,388
	Victoria	98	.....	98 „	159
		2,634	.....	2,634 cwt.	3,547
Caps... ...	Great Britain	40	.....	40 cases	857
	Victoria	5	.....	5 „	198
		45	.....	45 cases	1,055
Bags and Sacks	Great Britain	1,564	.....	1,564 bales	16,708
	Victoria	556	.....	556 „	833
	Tasmania	30	.....	30 „	80
	Queensland	26	.....	26 „	156
	New Zealand...	41	.....	41 „	284
	New Caledonia	2,627	.....	2,627 „	675
	Point de Galle	25	.....	25 „	184
	Mauritius	9,072	.....	9,072 „	7,670
		13,941	.....	13,941 bales	26,590
Bark	Victoria	495	.....	495 tons	3,078
	Tasmania	2,077	.....	2,077 „	15,550
	New Guinea	15	.....	15 „	38
		2,587	.....	2,587 tons	18,666
Baskets	Great Britain	64	.....	64 pkgs.	940
	Tasmania	13	.....	13 „	21
	China	2	.....	2 „	10
	Hong Kong	50	.....	50 „	50
		129	.....	129 pkgs.	1,021
Bêche-de-mer	Victoria	3	.....	3 tons	150
	Queensland	117	.....	117 „	7,499
	South Sea Islands	105	.....	105 „	5,923
	Fiji Islands	61	.....	61 „	4,306
	New Caledonia	24	.....	24 „	1,309
	Torres Straits	116	.....	116 „	8,080
	Lord Howe's Island	1	.....	1 „	70
	New Guinea	5	.....	5 „	600
		632	.....	632 tons	27,937
Bedding	Great Britain	7	.....	7 bales	245
	Victoria	1	.....	1 „	3
		8	.....	8 bales	248
Bellows (Smith's)	Great Britain	151	.....	151 No.	723
	Victoria	24	.....	24 „	115
		175	.....	175 No.	838
Beer ... In Wood... ...	Great Britain	665,048	.....	665,048 galls.	83,628
	Victoria	33,483	.....	33,483 „	4,872
	Queensland	13,300	.....	13,300 „	1,596
	Tasmania	5,890	.....	5,890 „	874
	New Zealand...	650	.....	650 „	80
		718,371	.....	718,371 galls.	91,050
In Bottle ...	Great Britain	607,169	.....	607,169 galls.	127,558
	Victoria	20,414	143	20,557 „	4,699
	Queensland	395	.....	395 „	105
	Tasmania	36	.....	36 „	8
	New Zealand...	2,581	.....	2,581 „	686
	United States	14	.....	14 „	4
	New Caledonia	32	.....	32 „	9
		630,641	143	630,784 galls.	133,069
Biscuits	Great Britain	4,710	.....	4,710 lbs.	174
	Victoria	246,924	.....	246,924 „	6,703
	New Zealand...	488	.....	488 „	6
	Fisheries	980	.....	980 „	15
		253,102	.....	253,102 lbs.	6,898

IMPORTS SEAWARD—*continued.*

Articles.	Countries whence Imported.	Quantities Imported.			Total Value.
		In British Vessels.	In Foreign Vessels.	Total.	
					£
Blacking	Great Britain	2,411	.....	2,411 pkgs.	5,458
	Victoria	65	.....	65 ,,	247
		2,476	.....	2,476 pkgs.	5,705
Blankets and Counterpanes	Great Britain	2,352	.....	2,352 bales	67,736
	Victoria	199	.....	199 ,,	5,120
	Queensland	4	.....	4 ,,	56
	Point de Galle	6	.....	6 ,,	149
		2,561	.....	2,561 bales	73,061
Boats	Victoria	8	.....	8 No.	252
	Hong Kong	2	.....	2 ,,	80
		10	.....	10 No.	332
Bran	Victoria	2,090	.....	2,090 bushels	233
	South Australia	177,099	13,843	190,942 ,,	11,952
	Tasmania	3,518	.....	3,518 ,,	293
		182,707	13,843	196,550 bushels	12,478
Brassware	Great Britain	193	.....	193 pkgs.	7,990
	Victoria	27	.....	27 ,,	689
	Queensland	2	.....	2 ,,	81
		222	.....	222 pkgs.	8,760
Bricks — Fire	Great Britain	639,277	.....	639,277 No.	3,229
	Victoria	9,940	.....	9,940 ,,	100
	South Australia	12,000	.....	12,000 ,,	120
	Tasmania	1,200	.....	1,200 ,,	3
	New Zealand	45,000	.....	45,000 ,,	450
		707,417	.....	707,417 No.	3,902
Bricks — Air	Great Britain	46	.....	46 casks	1,368
Bricks — Bath	Great Britain	771	.....	771 pkgs.	121
Brushware	Great Britain	486	.....	486 pkgs.	11,467
	Victoria	43	.....	43 ,,	979
	South Australia	8	.....	8 ,,	176
	South Sea Islands	44	.....	44 ,,	15
	United States	360	67	427 ,,	5,406
	Point de Galle	1	.....	1 ,,	40
		942	67	1,009 pkgs.	18,083
Butter and Cheese	Great Britain	901	.....	901 cwt.	4,487
	Victoria	1,474	.....	1,474 ,,	8,224
	Tasmania	302	.....	302 ,,	1,638
	Queensland	73	.....	73 ,,	324
	New Zealand	63	.....	63 ,,	288
	New Caledonia	2	.....	2 ,,	17
	United States	83	.....	83 ,,	310
		2,898	.....	2,898 cwt.	15,288
Candles	Great Britain	2,260,584	.....	2,260,584 lbs.	54,270
	Victoria	148,096	.....	148,096 ,,	6,065
	Queensland	212	.....	212 ,,	8
	New Caledonia	1,500	.....	1,500 ,,	78
		2,410,392	.....	2,410,392 lbs.	60,421
Candlewick	Great Britain	50	.....	50 bales	922
	Victoria	5	.....	5 ,,	30
		55	.....	55 bales	952
Canvas	Great Britain	807	.....	807 bales	31,644
	Victoria	123	.....	123 ,,	1,958
	Queensland	3	.....	3 ,,	106
		933	.....	933 bales	33,708
Carpeting and Rugs	Great Britain	674	.....	674 bales	26,989
	Victoria	65	.....	65 ,,	2,309
	Queensland	26	.....	26 ,,	235
	Hong Kong	1	.....	1 ,,	50
		766	.....	766 bales	29,583

IMPORTS SEAWARD—*continued.*

Articles.	Countries whence Imported.	Quantities Imported.			Total Value
		In British Vessels.	In Foreign Vessels.	Total.	
					£
Carriages	Great Britain	13	.....	13 No.	1,452
	Victoria	59	.....	59 „	3,733
	Queensland	7	.....	7 „	390
	United States	17	13	30 „	3,026
		96	13	109 No.	8,601
Carriage Materials	Great Britain	430	.....	430 pkgs.	5,099
	Victoria	200	.....	200 „	519
	Queensland	6	.....	6 „	50
	United States	23	751	774 „	2,627
		659	751	1,410 pkgs.	8,295
Carts, Drays, and Waggons..	Great Britain	3	.....	3 No.	120
	Victoria	12	.....	12 „	373
	Queensland	3	.....	3 „	49
		18	.....	18 No.	542
Casks (Empty)	Great Britain	80	.....	80 No.	110
	Victoria	131	.....	131 „	158
	Tasmania	100	.....	100 „	25
	Queensland	24	.....	24 „	7
	New Zealand...	7	.....	7 „	3
	New Caledonia	1,890	37	1,927 „	443
		2,232	37	2,269 No.	746
Cement	Great Britain...	23,587	.....	23,587 casks	17,971
	Victoria	139	.....	139 „	144
	South Australia	40	.....	40 „	35
	New Zealand...	3	.....	3 „	4
		23,769	.....	23,769 casks	18,154
Chain Cables...	Great Britain	253	.....	253 tons	5,337
	Victoria	18	.....	18 „	416
		271	.....	271 tons	5,753
Chicory	Great Britain	295,456	.....	295,456 lbs.	3,373
	Queensland	1,990	.....	1,990 „	25
	New Caledonia	224	.....	224 „	5
		297,670	.....	297,670 lbs.	3,403
Chocolate and Cocoa ...	Great Britain	1,668	.....	1,668 cases	9,723
	Victoria	41	.....	41 „	264
		1,709	.....	1,709 cases	9,987
Church Ornaments	Great Britain	1	.....	1 pkg.	60
	Victoria	12	.....	12 pkgs.	229
		13	.....	13 pkgs.	289
Cider	Great Britain	900	.....	900 galls.	130
	Tasmania	212	.....	212 „	52
		1,112	.....	1,112 galls.	182
Cocoanuts	South Sea Islands	65,070	.....	65,070 No.	291
	Fiji Islands	17,600	.....	17,600 „	68
	Ceylon	.....	5,000	5,000 „	35
		82,670	5,000	87,670 No.	394
Confections and Preserves ...	Great Britain	5,450	.....	5,450 cases	20,803
	Victoria	2,174	.....	2,174 „	5,165
	Queensland	195	.....	195 „	288
	South Australia	10,756	.....	10,756 „	1,872
	Tasmania	67,390	.....	67,390 „	32,982
	New Zealand...	41	.....	41 „	107
	South Sea Islands	2	.....	2 „	72
	United States	382	.....	382 „	511
	Point de Galle	40	.....	40 „	142
	Singapore	.....	23	23 „	47
	China	815	.....	815 „	778
	Hong Kong	1,744	.....	1,744 „	1,884
		88,989	23	89,012 cases	64,651

IMPORTS SEAWARD—*continued.*

Articles.	Countries whence Imported.	Quantities Imported. In British Vessels.	In Foreign Vessels.	Total.	Total Value.
					£
Coffee	Great Britain	3,259	.....	3,259 lbs.	175
	Victoria	94,801	.....	94,801 „	4,804
	Queensland	4,222	.....	4,222 „	132
	Galle	169,770	.....	169,770 „	5,913
	Colombo	197,841	.....	197,841 „	6,650
	Singapore	100,520	.....	100,520 „	3,755
	Java	16,918	.....	16,918 „	739
	New Caledonia	409	.....	409 „	15
	South Sea Islands	838	.....	838 „	32
		588,578	.....	588,578 lbs.	22,215
Coin — Gold	Victoria	23	.....	23 boxes	106,280
	Queensland	3	.....	3 „	6,180
	South Sea Islands	2	.....	2 „	1,900
		28	.....	28 boxes	114,360
Coin — Silver	Victoria	1	.....	1 box	100
	Point de Galle	1	.....	1 „	250
	South Sea Islands	1	.....	1 „	60
		3	.....	3 boxes	410
Coin — Copper	Great Britain	250	.....	250 boxes	5,000
Copper Ore	Victoria	.....	54	54 tons	268
	South Australia	21,439	1,261	22,700 „	201,641
	Queensland	241	.....	241 „	6,075
	New Zealand	246	.....	246 „	2,100
	New Caledonia	1,537	.....	1,537 „	17,735
		23,463	1,315	24,778 tons	227,819
Copper	Queensland	1,321	.....	1,321 tons	105,059
	South Sea Islands	4	.....	4 „	290
	New Caledonia	2	.....	2 „	110
		1,327	.....	1,327 tons	105,459
Copperware	Great Britain	201	.....	201 pkgs.	3,448
	Victoria	13	.....	13 „	191
	Queensland	12	.....	12 „	46
		226	.....	226 pkgs.	3,685
Copra	Victoria	54	.....	54 tons	540
	Queensland	7	.....	7 „	70
	Fiji Islands	388	.....	388 „	5,227
	South Sea Islands	827	.....	827 „	9,387
	New Caledonia	61	2	63 „	765
		1,337	2	1,339 tons	15,989
Corks and Bungs	Great Britain	679	.....	679 bales	4,904
	Victoria	54	.....	54 „	551
	South Australia	33	.....	33 „	125
	New Caledonia	1	.....	1 „	13
		767	.....	767 bales	5,593
Cordage and Rope	Great Britain	6,617	.....	6,617 cwt.	17,072
	Victoria	1,222	.....	1,222 „	5,768
	South Australia	78	.....	78 „	180
	Queensland	1	.....	1 „	8
	New Zealand	7	.....	7 „	23
	New Caledonia	7	.....	7 „	16
	Point de Galle	1,089	.....	1,089 „	4,767
	Singapore	1,384	.....	1,384 „	3,170
	Mauritius	125	.....	125 „	300
	China	131	.....	131 „	276
	Hong Kong	400	.....	400 „	700
		11,061	.....	11,061 cwt.	32,280
Cottons	Great Britain	6,584	.....	6,584 cases	252,757
	Victoria	266	.....	266 „	10,760
	Queensland	1	.....	1 „	32
	Point de Galle	6	.....	6 „	272
	Hong Kong	32	.....	32 „	1,270
		6,889	.....	6,889 cases	265,091

IMPORTS SEAWARD—*continued.*

Articles.	Countries whence Imported.	Quantities Imported. In British Vessels.	In Foreign Vessels.	Total.	Total Value.
					£
Cotton	Queensland	12	.....	12 bales	104
	Fiji Islands	1,076	.....	1,076 „	19,850
	South Sea Islands	880	.....	880 „	14,878
	New Caledonia	826	25	851 „	2,917
	Honolulu	22	.....	22 „	450
		2,816	25	2,841 bales	38,199
Cordials	Great Britain	5,834	.....	5,834 pkgs.	4,480
	Victoria	390	.....	390 „	529
	South Australia	11	.....	11 „	11
	Queensland	400	.....	400 „	201
	New Zealand	224	.....	224 „	124
	China	40	.....	40 „	49
	Hong Kong	40	.....	40 „	50
		6,939	.....	6,939 pkgs.	5,444
Cotton-waste...	Great Britain	379	.....	379 bales	3,376
	Victoria	71	.....	71 „	711
		450	.....	450 bales	4,087
Curiosities	Victoria	22	.....	22 pkgs.	155
	Queensland	19	.....	19 „	65
	South Sea Islands	55	.....	55 „	335
	New Caledonia	8	3	11 „	25
	Point de Galle	2	.....	2 „	10
	Singapore	2	.....	2 „	30
	Honolulu	2	.....	2 „	14
	Mauritius	12	.....	12 „	20
	China	1	.....	1 „	3
	Japan	1	.....	1 „	6
	Hong Kong	75	.....	75 „	285
		199	3	202 pkgs.	948
Cutlery	Great Britain	497	.....	497 cases	30,419
	Victoria	38	.....	38 „	2,509
	Tasmania	1	.....	1 „	33
	Queensland	4	.....	4 „	115
	Point de Galle	9	.....	9 „	335
		549	.....	549 cases	33,411
Drugs and Medicines ...	Great Britain	590	.....	590 pkgs.	9,650
	Victoria	125	.....	125 „	1,990
	Queensland	9	.....	9 „	124
	United States	52	25	77 „	670
	Point de Galle	5	.....	5 „	17
	China	69	.....	69 „	324
	Hong Kong	218	.....	218 „	619
		1,068	25	1,093 pkgs.	13,394
Dyers' Materials	Great Britain	271	.....	271 pkgs.	2,011
	Victoria	31	.....	31 „	84
	Point de Galle	1	.....	1 „	50
		303	.....	303 pkgs.	2,145
Earthenware and China ...	Great Britain	5,122	.....	5,122 pkgs.	53,897
	Victoria	166	.....	166 „	2,470
	Queensland	39	.....	39 „	219
	New Zealand	7	.....	7 „	20
	Fiji Islands	18	.....	18 „	49
	Singapore	7	.....	7 „	44
	China	10	.....	10 „	71
	Hong Kong	17	.....	17 „	72
		5,386	.....	5,386 pkgs.	56,842
Felt	Great Britain	293	.....	293 bales	2,475
	Victoria	12	.....	12 „	211
		305	.....	305 bales	2,686
Fireworks	Great Britain	12	.....	12 pkgs.	115
	Victoria	1	.....	1 „	34
	China	336	.....	336 „	253
	Hong Kong	460	.....	460 „	528
		809	.....	809 pkgs.	930

IMPORTS SEAWARD—*continued.*

Articles.	Countries whence Imported.	Quantities Imported. In British Vessels.	In Foreign Vessels.	Total.	Total Value.
					£
Fuze	Great Britain	204	.....	204 casks	1,612
	Victoria	4	.....	4 „	42
		208	.....	208 casks	1,654
Flax and Hemp	Great Britain	72	.....	72 bales	349
	Victoria	58	.....	58 „	170
	Queensland	3	.....	3 „	81
	Singapore	1,731	.....	1,731 „	7,195
	Manila	.....	280	280 „	1,200
	Java	176	.....	176 „	796
	Hong Kong	40	.....	40 „	160
		2,080	280	2,360 bales	9,951
Flock	Great Britain	4	.....	4 bales	12
	Victoria	12	.....	12 „	26
		16	.....	16 bales	38
Fibre	Great Britain	110	.....	110 bales	314
	Victoria	3	.....	3 „	40
	Fiji Islands	1,262	.....	1,262 „	242
	South Sea Islands	3,985	.....	3,985 „	1,178
	Ceylon	.....	550	550 „	1,180
	Mauritius	110	.....	110 „	220
		5,470	550	6,020 bales	3,174
Fish (Salt and Dried)	Great Britain	3,532	.....	3,532 pkgs.	8,452
	Victoria	392	.....	392 „	828
	Tasmania	113	.....	113 „	313
	Queensland	10	.....	10 „	27
	New Zealand	3	.....	3 „	20
	United States	1,941	785	2,726 „	5,638
	Hong Kong	434	.....	434 „	840
		6,425	785	7,210 pkgs.	16,118
Flour	Victoria	106	.....	106 tons	1,296
	South Australia	23,336	576	23,912 „	289,385
	Tasmania	245	.....	245 „	3,080
	Queensland	34	.....	34 „	526
	New Zealand	1	.....	1 „	9
	United States	1,596	.....	1,596 „	18,805
	Torres Straits	8	.....	8 „	40
		25,326	576	25,902 tons	313,141
		Tons cwt. qrs. lbs.	Tons cwt. qrs. lbs.	Tons cwt. qrs. lbs.	
Fruits — Dried	Great Britain	1658 13 0 23	.....	1,658 13 0 23	56,788
	Victoria	162 18 0 16	.....	162 18 0 16	6,423
	Queensland	0 18 1 2	.....	0 18 1 2	40
	South Australia	5 13 1 17	.....	5 13 1 17	350
	New Zealand	1 6 2 26	.....	1 6 2 26	99
	Hong Kong	7 2 0 20	.....	7 2 0 20	381
	Mauritius	33 1 1 3	.....	33 1 1 3	820
	Singapore	1 0 2 12	.....	1 0 2 12	40
	United States	103 12 1 19	44 9 3 27	148 2 1 18	6,257
	New Caledonia	0 1 2 0	.....	0 1 2 0	10
		1974 7 2 26	44 9 3 27	2,018 17 2 25	71,208
Fruits — Bottled	Great Britain	2,629	.....	2,629 cases	2,557
	Victoria	52	.....	52 „	26
	Tasmania	505	.....	505 „	511
	Queensland	2	.....	2 „	3
	New Zealand	3	.....	3 „	2
	United States	340	.....	340 „	292
		3,531	.....	3,531 cases	3,391
Fruits — Green	Victoria	13,962	.....	13,962 cases	4,536
	South Australia	38	.....	38 „	10
	Tasmania	70,106	.....	70,106 „	25,859
	Queensland	3,733	.....	3,733 „	3,280
	Fiji Islands	33	.....	33 „	12
	New Caledonia	109	.....	109 „	75
	United States	300	.....	300 „	215
	Honolulu	2	.....	2 „	2
		88,283	.....	88,283 cases	33,989

IMPORTS SEAWARD—*continued.*

Articles.	Countries whence Imported.	Quantities Imported.			Total.
		In British Vessels.	In Foreign Vessels.	Total.	
					£
Floorcloth	Great Britain	700	.....	700 cases	12,727
	Victoria	46	.....	46 „	620
		746	.....	746 cases	13,347
Furniture	Great Britain	3,003	.....	3,003 pkgs.	50,342
	Victoria	1,151	.....	1,151 „	7,676
	Queensland	82	.....	82 „	526
	South Australia	78	.....	78 „	1,654
	Tasmania	50	.....	50 „	353
	New Zealand	18	.....	18 „	524
	South Sea Islands	16	.....	16 „	83
	United States	1,623	2,231	3,854 „	9,089
	Singapore	15	.....	15 „	150
	China	33	.....	33 „	45
	Japan	14	.....	14 „	32
	Hong Kong	709	.....	709 „	737
		6,792	2,231	9,023 pkgs.	71,211
Fungus	Victoria	37	.....	37 bales	300
	New Zealand	401	.....	401 „	3,052
	Fiji Islands	48	.....	48 „	111
	South Sea Islands	707	.....	707 „	1,509
	New Caledonia	577	.....	577 „	3,059
	United States	23	.....	23 „	200
	China	8	.....	8 „	23
	Norfolk Island	1	.....	1 „	5
	Lord Howe's Island	13	.....	13 „	40
		1,815	.....	1,815 bales	8,299
Furs	Great Britain	16	.....	16 pkgs.	863
	Victoria	15	.....	15 „	964
	Tasmania	30	.....	30 „	229
		61	.....	61 pkgs.	2,056
Gas Fittings	Great Britain	619	.....	619 pkgs.	8,739
	Victoria	203	.....	203 „	801
	Queensland	5	.....	5 „	117
		827	.....	827 pkgs.	9,657
Glass — Window	Great Britain	9,789	.....	9,789 boxes	16,227
	Victoria	702	.....	702 „	1,799
		10,491	.....	10,491 boxes	18,026
Glass — Looking	Great Britain	226	.....	226 cases	4,064
Glass — Plate	Great Britain	47	.....	47 pkgs.	2,588
	Victoria	9	.....	9 „	627
		56	.....	56 pkgs.	3,215
Glassware	Great Britain	4,387	.....	4,387 pkgs.	27,933
	Victoria	740	.....	740 „	4,521
	Queensland	37	.....	37 „	72
	United States	.....	2	2 „	26
	Point de Galle	5	.....	5 „	105
		5,169	2	5,171 pkgs.	32,657
Glue	Great Britain	14	.....	14 pkgs.	213
	Victoria	2	.....	2 „	15
	Queensland	37	.....	37 „	70
	New Zealand	60	.....	60 „	90
		113	.....	113 pkgs.	388
Gold	Victoria	1,658	.....	1,658 ozs.	6,445
	Queensland	329,006	.....	329,006 „	1,279,347
	New Zealand	16,404	.....	16,404 „	62,140
		347,068	.....	347,068 ozs.	1,347,932
Gold Leaf	Great Britain	18	.....	18 cases	1,130
	Victoria	2	.....	2 „	43
	Point de Galle	1	.....	1 „	100
		21	.....	21 cases	1,273

IMPORTS SEAWARD—*continued.*

Articles.	Countries whence Imported.	Quantities Imported. In British Vessels.	In Foreign Vessels.	Total.	Total Value.
					£
Grain — Wheat	Victoria	5,940	.....	5,940 bushls.	1,514
	South Australia	852,375	12,844	865,219 „	197,263
	Tasmania	136,426	.....	136,426 „	22,439
	New Zealand	60,089	.....	60,089 „	15,190
	United States	16,099	.....	16,099 „	3,435
		1,070,929	12,844	1,083,773 bushls.	239,841
Barley	Victoria	411	.....	411 bushls.	85
	South Australia	2,525	.....	2,525 „	494
	Tasmania	357	.....	357 „	74
	Queensland	410	.....	410 „	96
	New Zealand	13,610	.....	13,610 „	3,276
	United States	80	.....	80 „	20
		17,393	.....	17,393 bushls.	4,045
Oats	Victoria	2,238	.....	2,238 bushls.	356
	South Australia	9,035	.....	9,035 „	1,400
	Tasmania	6,147	.....	6,147 „	1,248
	New Zealand	30,030	.....	30,030 „	5,925
	United States	37,567	.....	37,567 „	7,440
		85,017	.....	85,017 bushls.	16,369
Maize	Queensland	1,711	.....	1,711 bushls.	243
	New Caledonia	2,669	.....	2,669 „	770
		4,380	.....	4,380 bushls.	1,013
Maize Flour	Great Britain	35	.....	35 cases	71
	South Australia	800	.....	800 „	520
	New Guinea	20	.....	20 „	38
		855	.....	855 cases	629
Beans	Victoria	3	.....	3 bags	6
Pollard	South Australia	34,234	5,518	39,752 bushls.	2,176
		tons cwt. qr. lbs.	tons cwt. qr. lbs.	tons cwt. qr. lbs.	
Rice	Great Britain	166 16 3 23	.....	166 16 3 23	3,268
	Victoria	989 18 2 14	.....	989 18 2 14	18,435
	Queensland	16 6 2 20	.....	16 6 2 20	409
	New Zealand	2 1 1 11	.....	2 1 1 11	38
	Hong Kong	678 1 2 25	30 9 1 0	708 10 3 25	12,367
	Singapore	890 8 2 19	.....	890 8 2 19	13,052
	India	698 14 1 22	.....	698 14 1 22	12,135
	United States	10 0 0 0	.....	10 0 0 0	190
	Java	9 19 1 4	.....	9 19 1 4	125
	New Caledonia	200 10 0 14	.....	200 10 0 14	3,000
	Honolulu	50 0 2 25	.....	50 0 2 25	1,000
		3,712 18 2 9	30 9 1 0	3,743 7 3 9	64,019
Grindery	Great Britain	1,287	.....	1,287 pkgs.	11,868
	Victoria	166	.....	166 „	2,489
	United States	17	.....	17 „	45
		1,470	.....	1,470 pkgs.	14,402
Guano	Victoria	156	.....	156 tons	2,147
	New Zealand	10	.....	10 „	131
		166	.....	166 tons	2,278
Gum	Victoria	44	.....	44 pkgs.	281
	New Zealand	120	.....	120 „	260
	South Sea Islands	11	.....	11 „	13
	New Guinea	60	.....	60 „	180
		235	.....	235 pkgs.	734
Grease	Great Britain	17	.....	17 tons	276
	Victoria	13	.....	13 „	200
	New Zealand	5	.....	5 „	95
		35	.....	35 tons	571

IMPORTS SEAWARD—*continued.*

Articles.	Countries whence Imported.	Quantities Imported. In British Vessels.	In Foreign Vessels.	Total.	Total Value.
					£
Haberdashery	Great Britain	1,880	.....	1,880 pkgs.	101,132
	Victoria	312	.....	312 „	19,662
	Queensland	2	.....	2 „	30
	Point de Galle	496	.....	496 „	55,925
		2,690	.....	2,690 pkgs.	176,749
Hardware	Great Britain	32,695	.....	32,695 pkgs.	299,635
	Victoria	3,137	.....	3,137 „	20,160
	Queensland	308	.....	308 „	1,856
	Tasmania	1	.....	1 „	20
	South Australia	42	.....	42 „	396
	New Zealand	20	.....	20 „	247
	South Sea Islands	37	.....	37 „	122
	New Caledonia	18	.....	18 „	253
	United States	3,081	2,775	5,856 „	22,651
	Point de Galle	43	.....	43 „	1,244
		39,382	2,775	42,157 pkgs.	346,594
Hats, Caps, and Bonnets ...	Great Britain	4,070	.....	4,070 pkgs.	109,976
	Victoria	460	.....	460 „	12,239
	Queensland	16	.....	16 „	407
	Tasmania	14	.....	14 „	327
	New Caledonia	3	.....	3 „	30
	Point de Galle	30	.....	30 „	905
	Singapore	25	.....	25 „	295
	China	2	.....	2 „	14
	Hong Kong	71	.....	71 „	1,115
		4,691	.....	4,691 pkgs.	125,308
Hay	New Zealand	1	.....	1 ton	5
	Victoria	2,098	10	2,108 tons	13,681
	South Australia	939	86	1,025 „	6,680
	Tasmania	534	.....	534 „	3,720
		3,572	96	3,668 tons	24,086
Hoofs, Horns, and Bones ...	Queensland	806	.....	806 cwt.	918
	New Zealand	36	.....	36 „	22
	New Caledonia	82	.....	82 „	55
		924	.....	924 cwt.	995
Horsehair	Great Britain	121	.....	121 bales	2,489
	Victoria	121	.....	121 „	365
	Queensland	126	.....	126 „	611
		368	.....	368 bales	3,465
Hosiery and Gloves	Great Britain	1,693	.....	1,693 pkgs.	86,299
	Victoria	200	.....	200 „	9,083
	Queensland	3	.....	3 „	98
	Point de Galle	256	.....	256 „	44,083
	Hong Kong	3	.....	3 „	200
		2,155	.....	2,155 pkgs.	139,763
Holloware	Great Britain	1,426	.....	1,426 pkgs.	10,339
	Victoria	134	.....	134 „	1,940
		1,560	.....	1,560 pkgs.	12,279
Hops	Great Britain	120,000	.....	120,000 lbs.	11,183
	Victoria	82,251	.....	82,251 „	6,827
	Queensland	883	.....	883 „	99
	Tasmania	95,437	.....	95,437 „	7,709
	South Australia	3,541	.....	3,541 „	295
	New Zealand	1,182	.....	1,182 „	78
	United States	5,279	.....	5,279 „	274
		308,573	.....	308,573 lbs.	26,465
Instruments — Musical	Great Britain	1,513	.....	1,513 cases	44,670
	Victoria	179	.....	179 „	6,070
	Tasmania	2	.....	2 „	53
	Queensland	7	.....	7 „	245
	South Sea Islands	1	.....	1 „	30
	United States	2	.....	2 „	140
	Point de Galle	6	.....	6 „	98
		1,710	.....	1,710 cases	51,306

IMPORTS SEAWARD—*continued.*

Articles.	Countries whence Imported.	Quantities Imported. In British Vessels.	In Foreign Vessels.	Total.	Total Value.
					£
Instruments—*contd.* Surgical	Great Britain	34	.....	34 cases	997
	Victoria	6	.....	6 „	653
	Queensland	6	.....	6 „	100
	United States	6	.....	6 „	183
	Point de Galle	22	.....	22 „	568
		74	.....	74 cases	2,501
Scientific	Great Britain	68	.....	68 cases	2,098
	Victoria	12	.....	12 „	232
	Queensland	6	.....	6 „	122
	New Zealand	2	.....	2 „	50
	Point de Galle	50	.....	50 „	1,784
		138	.....	138 cases	4,286
Optical	Great Britain	8	.....	8 cases	403
	Victoria	3	.....	3 „	554
	Point de Galle	9	.....	9 „	346
		20	.....	20 cases	1,303
India-rubber Goods	Great Britain	947	.....	947 pkgs.	22,984
	Victoria	160	.....	160 „	2,096
	Queensland	2	.....	2 „	53
	New Zealand	1	.....	1 „	90
	United States	2	.....	2 „	169
	Point de Galle	2	.....	2 „	159
		1,114	.....	1,114 pkgs.	25,551
Iron Tanks	Great Britain	88	.....	88 No.	362
	Victoria	60	.....	60 „	278
	Queensland	18	.....	18 „	103
	New Zealand	252	.....	252 „	968
	South Sea Islands	11	.....	11 „	48
		429	.....	429 No.	1,759
Pipes	Great Britain	946	.....	946 tons	12,325
	Victoria	106	.....	106 „	2,307
	Queensland	2	.....	2 „	30
		1,054	.....	1,054 tons	14,662
Old	Great Britain	120	.....	120 tons	570
	Victoria	80	.....	80 „	397
	South Australia	139	.....	139 „	747
	Queensland	41	.....	41 „	197
	New Zealand	279	5	284 „	1,418
	South Sea Islands	9	.....	9 „	45
	New Caledonia	4	.....	4 „	19
	United States	.....	42	42 „	227
		672	47	719 tons	3,620
Iron and Steel	Great Britain	37,351	700	38,051 tons	450,321
	Victoria	2,387	.....	2,387 „	36,812
	South Australia	68	.....	68 „	552
	Queensland	59	.....	59 „	766
	Point de Galle	3	.....	3 „	87
		39,868	700	40,568 tons	488,538
Jewellery	Great Britain	28	.....	28 cases	3,064
	Victoria	81	.....	81 „	13,850
	Queensland	5	.....	5 „	1,561
	New Zealand	1	.....	1 „	720
	Point de Galle	309	.....	309 „	116,073
		424	.....	424 cases	135,268
Lampware	Great Britain	1,372	.....	1,372 pkgs.	12,133
	Victoria	24	.....	24 „	477
	United States	109	55	164 „	1,072
		1,505	55	1,560 pkgs.	13,682
Lead Piping	Great Britain	1,110	.....	1,110 cwt.	1,526
	Victoria	396	.....	396 „	588
		1,506	.....	1,506 cwt.	2,114

IMPORTS SEAWARD—*continued.*

Articles.	Countries whence Imported.	Quantities Imported. In British Vessels.	In Foreign Vessels.	Total.	Total Value.
					£
Lead—*contd.* Rolls	Great Britain	11,876	.....	11,876 cwt.	15,059
	Victoria	705	.....	705 „	1,000
	New Zealand	40	.....	40 „	60
		12,621	.....	12,621 cwt.	16,119
Leather — Unmanufactured.	Great Britain	279	.....	279 cases	15,745
	Victoria	192	.....	192 „	4,023
	Queensland	9	.....	9 „	465
	Tasmania	285	.....	285 „	14,925
	New Zealand	14	.....	14 „	346
	Point de Galle	8	.....	8 „	295
		787	.....	787 cases	35,799
Leather — Boots and Shoes.	Great Britain	12,385	.....	12,385 pkgs.	213,225
	Victoria	3,646	.....	3,646 „	43,570
	Queensland	88	.....	88 „	1,372
	New Zealand	3	.....	3 „	81
	United States	14	.....	14 „	193
	Point de Galle	30	.....	30 „	925
	China	7	.....	7 „	82
	Hong Kong	3	.....	3 „	27
		16,176	.....	16,176 pkgs.	259,475
Limejuice	Great Britain	3,038	.....	3,038 galls.	348
	Victoria	3,221	.....	3,221 „	489
	New Zealand	1,584	.....	1,584 „	222
	South Sea Islands	9,809	.....	9,809 „	981
		17,652	.....	17,652 galls.	2,040
Linen and Drapery	Great Britain	17,523	.....	17,523 pkgs.	815,951
	Victoria	1,927	.....	1,927 „	84,717
	Queensland	106	.....	106 „	1,775
	Tasmania	3	.....	3 „	75
	New Zealand	4	.....	4 „	38
	Fiji Islands	8	.....	8 „	276
	New Caledonia	16	.....	16 „	135
	United States	23	.....	23 „	385
	Point de Galle	441	.....	441 „	30,869
	Singapore	24	.....	24 „	420
	Hong Kong	45	.....	45 „	1,485
		20,120	.....	20,120 pkgs.	936,126
Live Stock — Horses	Great Britain	10	.....	10 No.	3,360
	Victoria	117	.....	117 „	11,867
	Queensland	57	.....	57 „	2,029
	Tasmania	23	.....	23 „	625
	South Australia	3	.....	3 „	200
	New Zealand	8	.....	8 „	80
	United States	3	.....	3 „	1,000
	Java	3	.....	3 „	50
		224	.....	224 No.	19,211
Live Stock — Cattle	Great Britain	1	.....	1 No.	7
	Victoria	91	.....	91 „	4,632
	Tasmania	146	.....	146 „	2,230
	Queensland	3	.....	3 „	80
		241	.....	241 No.	6,949
Live Stock — Sheep	Victoria	1,440	.....	1,440 No.	11,309
	Tasmania	399	.....	399 „	519
	Queensland	4	.....	4 „	2
		1,843	.....	1,843 No.	11,830
Live Stock — Rams	Victoria	743	.....	743 No.	3,485
	Queensland	57	.....	57 „	90
		800	.....	800 No.	3,575
Live Stock — Pig	Victoria	1	.....	1 No.	5
Live Stock — Dogs	Great Britain	9	.....	9 No.	90
	Victoria	2	.....	2 „	5
		11	.....	11 No.	95

IMPORTS SEAWARD—*continued.*

Articles.	Countries whence Imported.	Quantities Imported. In British Vessels.	In Foreign Vessels.	Total.	Total Value.
					£
Live Stock—*continued.* Goats ...	Victoria	1	.....	1 No.	5
	Tasmania	36	.....	36 „	26
		37	.....	37 No.	31
Poultry ...	Tasmania	15	.....	15 coops	35
Matches	Great Britain	9,258	.....	9,258 cases	28,751
	Victoria	1,577	.....	1,577 „	6,668
	Tasmania	2	.....	2 „	16
	Queensland	39	.....	39 „	231
	New Zealand...	4	.....	4 „	31
	United States	101	102	203 „	160
	Point de Galle	3	.....	3 „	140
		10,984	102	11,086 cases	35,997
Machinery	Great Britain	3,341	.....	3,341 pkgs.	116,611
	Victoria	1,355	.....	1,355 „	18,282
	Queensland	140	.....	140 „	1,772
	New Zealand...	93	.....	93 „	429
	South Sea Islands	11	.....	11 „	110
	New Caledonia	.....	1	1 „	25
	United States	60	50	110 „	2,451
	Point de Galle	5	.....	5 „	170
	Torres Straits	2	.....	2 „	200
		5,007	51	5,058 pkgs.	140,050
Machines ... Sewing ...	Great Britain	1,029	.....	1,029 cases	12,688
	Victoria	2,030	.....	2,030 „	18,266
	Queensland	9	.....	9 „	80
	New Zealand...	8	.....	8 „	178
	South Sea Islands	2	.....	2 „	20
	New Caledonia	3	.....	3 „	21
	United States	720	179	899 „	8,118
	Point de Galle	4	.....	4 „	120
		3,805	179	3,984 cases	39,491
Weighing ...	Great Britain	462	.....	462 pkgs.	2,431
	United States	69	15	84 „	340
		531	15	546 pkgs.	2,771
Malt	Great Britain	101,373	.....	101,373 bushels	44,485
	Victoria	27,356	.....	27,356 „	13,256
	Tasmania	206	.....	206 „	100
	South Australia	4,175	.....	4,175 „	1,802
	New Zealand...	4,929	.....	4,929 „	2,248
		138,039	.....	138,039 bushels	61,891
Marble	Great Britain	207	.....	207 pkgs.	1,472
	Victoria	19	.....	19 „	150
		226	.....	226 pkgs.	1,622
Matting and Rugs	Great Britain	100	.....	100 bales	1,303
	Victoria...	647	.....	647 „	1,119
	South Sea Islands	30	.....	30 „	17
	Mauritius	1,121	.....	1,121 „	280
	China	1,059	.....	1,059 „	1,931
	Japan...	25	.....	25 „	19
	Hong Kong	5,509	.....	5,509 „	5,926
		8,491	.....	8,491 bales	10,595
Manganese	United States	180	.....	180 tons	1,800
Metal ... Galvanized ...	Great Britain	4,454	.....	4,454 tons	116,612
	Victoria	445	.....	445 „	15,474
		4,899	.....	4,899 tons	132,086
Old	Victoria	20	.....	20 tons	470
	Queensland	6	.....	6 „	249
	New Zealand...	4	.....	4 „	179
	South Sea Islands	8	.....	8 „	408
	Fiji Islands	1	.....	1 „	35
	New Caledonia	1	.....	1 „	42
	Torres Straits	5	.....	5 „	216
	Lord Howe's Island	4	.....	4 „	300
		49	.....	49 tons	1,899

IMPORTS SEAWARD—*continued.*

Articles.	Countries whence Imported.	Quantities Imported. In British Vessels.	In Foreign Vessels.	Total.	Total Value.
					£
Military and Naval Stores	Great Britain	2,702	.....	2,702 pkgs.	22,363
	Victoria	10	.....	10 „	70
		2,712	.....	2,712 pkgs.	22,433
Millinery	Great Britain	495	.....	495 pkgs.	25,007
	Victoria	70	.....	70 „	3,767
	Queensland	2	.....	2 „	23
	Point de Galle	119	.....	119 „	10,420
	Hong Kong	5	.....	5 „	57
		691	.....	691 pkgs.	39,274
Nails	Great Britain	29,188	.....	29,188 cwt.	38,939
	Victoria	1,335	.....	1,335 „	2,798
	Queensland	27	.....	27 „	36
	South Australia	22	.....	22 „	30
	New Zealand	8	.....	8 „	25
	United States	106	453	559 „	1,155
	Norfolk Island	15	.....	15 „	23
		30,701	453	31,154 cwt.	43,006
Nickel Ore	New Caledonia	563	34	597 tons	8,769
Oakum	Great Britain	2,766	.....	2,766 bales	2,245
	Victoria	10	.....	10 „	20
		2,776	.....	2,776 bales	2,265
Oars	Great Britain	1,425	.....	1,425 No.	360
	United States	3,585	2,930	6,515 „	1,757
	Hong Kong	1,500	.....	1,500 „	384
		6,510	2,930	9,440 No.	2,501
Oatmeal, &c. — Oatmeal	Great Britain	200	.....	200 cwt.	218
	Victoria	3,601	.....	3,601 „	5,235
	Queensland	63	.....	63 „	828
	Tasmania	4,002	.....	4,002 „	5,251
	New Zealand	3,201	.....	3,201 „	3,129
		11,067	.....	11,067 cwt.	14,661
Oatmeal, &c. — Groats	Great Britain	525	.....	525 cwt.	1,314
	Victoria	23	.....	23 „	25
	Tasmania	26	.....	26 „	46
		574	.....	574 cwt.	1,385
Oatmeal, &c. — Pearl Barley	Great Britain	987	.....	987 cwt.	1,200
	Victoria	57	.....	57 „	77
	Tasmania	43	.....	43 „	60
	New Zealand	100	.....	100 „	120
		1,187	.....	1,187 cwt.	1,457
Oil — Black	Victoria	6	.....	6 tuns	180
	South Sea Islands	11	.....	11 „	340
	Fisheries	80	.....	80 „	3,450
	New Caledonia	7	.....	7 „	280
	United States	63	.....	63 „	1,850
	Honolulu	45	.....	45 „	1,800
		212	.....	212 tuns	7,900
Oil — Castor	Great Britain	14,140	.....	14,140 galls.	3,622
	Victoria	70,204	.....	70,204 „	15,332
	Singapore	11,495	.....	11,495 „	1,029
	China	873	.....	873 „	160
		96,712	.....	96,712 galls.	20,143
Oil — Linseed	Great Britain	121,642	.....	121,642 galls.	17,888
	Victoria	3,439	.....	3,439 „	1,117
		125,081	.....	125,081 galls.	19,005
Oil — Sperm	Fisheries	13	.....	13 tuns	1,040
Oil — Cocoanut	Queensland	1	.....	1 tun	30
	South Sea Islands	452	.....	452 tuns	11,681
	Fiji Islands	53	.....	53 „	1,325
		506	.....	506 tuns	13,036

IMPORTS SEAWARD—*continued.*

Articles.	Countries whence Imported.	Quantities Imported. In British Vessels.	In Foreign Vessels.	Total.	Total Value.
					£
Oil—*contd.*... Olive ...	Great Britain	26,080	.....	26,080 galls.	10,510
	Victoria	2,097	.....	2,097 „	771
		28,177	.....	28,177 galls.	11,281
Colza ...	Great Britain	26,455	.....	26,455 galls.	4,378
	Victoria	3,077	.....	3,077 „	597
		29,532	.....	29,532 galls.	4,975
China ...	China	14,601	.....	14,601 galls.	2,558
	Hong Kong	39,144	.....	39,144 „	6,788
		53,745	.....	53,745 galls.	9,346
Palm ...	Great Britain	3,421	.....	3,421 galls.	564
	Victoria	440	.....	440 „	78
		3,861	.....	3,861 galls.	642
Kerosene ...	Victoria	55,644	.....	55,644 galls.	3,391
	Queensland	252	.....	252 „	25
	United States	6,620	118,511	125,131 „	10,369
		62,516	118,511	181,027 galls.	13,785
All other ...	Great Britain	25,636	.....	25,636 galls.	5,013
	Victoria	7,019	.....	7,019 „	1,512
	South Australia	12	.....	12 „	14
	Tasmania	470	.....	470 „	120
	Queensland	252	.....	252 „	25
	New Zealand	10,180	.....	10,180 „	1,278
	South Sea Islands	361	.....	361 „	81
	New Caledonia	223	.....	223 „	100
	United States	1,075	.....	1,075 „	319
	Torres Straits	25	.....	25 „	4
	Singapore	500	.....	500 „	75
	Hong Kong	4,320	.....	4,320 „	892
		50,073	.....	50,073 galls.	9,433
Oilmen's Stores	Great Britain	47,254	.....	47,254 cases	99,088
	Victoria	3,159	.....	3,159 „	6,553
	Queensland	220	.....	220 „	356
	Tasmania	588	.....	588 „	862
	New Zealand	25	.....	25 „	32
	New Caledonia	113	.....	113 „	158
	United States	14,442	3,815	18,257 „	24,975
	Point de Galle	215	.....	215 „	467
		66,016	3,815	69,831 cases	132,491
Oil Cake	Great Britain	18	.....	18 casks	40
	United States	374	.....	374 „	375
		392	.....	392 casks	415
Oil Cloth	Great Britain	21	.....	21 pkgs.	703
	Victoria	1	.....	1 „	18
	United States	.....	27	27 „	464
		22	27	49 pkgs.	1,185
Onions	Victoria	965	.....	965 tons	9,956
	Queensland	3	.....	3 „	21
	Tasmania	80	.....	80 „	746
	Norfolk Island	1	.....	1 „	10
	Lord Howe's Island	7	.....	7 „	120
	United States	54	.....	54 „	574
	New Zealand	1	.....	1 „	15
		1,111	.....	1,111 tons	11,442
Oysters	New Zealand	120	.....	120 bags	81
	Queensland	6,387	.....	6,387 „	4,701
		6,507	.....	6,507 bags	4,782
Opium	Great Britain	491	.....	491 lbs.	757
	Victoria	892	.....	892 „	1,914
	Queensland	237	.....	237 „	590
	Point de Galle	10,991	.....	10,991 „	24,550
	Hong Kong	6,210	.....	6,210 „	13,384
	Singapore	573	.....	573 „	1,300
		19,394	.....	19,394 lbs.	42,495

IMPORTS SEAWARD—*continued.*

Articles.	Countries whence Imported.	Quantities Imported.			Total Value.
		In British Vessels.	In Foreign Vessels.	Total.	
					£
Paint	Great Britain	13,325	.....	13,325 cwt.	23,851
	Victoria	332	.....	332 „	627
	Queensland	217	.....	217 „	410
	United States...	9	.....	9 „	18
	Point de Galle	1	.....	1 „	12
	Hong Kong	23	.....	23 „	100
		13,907	.....	13,907 cwt.	25,018
Painters' Materials	Great Britain...	9,707	.....	9,707 pkgs.	67,466
	Victoria	298	.....	298 „	1,029
	Queensland	1	.....	1 „	9
	United States...	26	100	126 „	151
	Norfolk Island	2	.....	2 „	40
		10,034	100	10,134 pkgs.	68,695
Paper-hangings	Great Britain	1,375	.....	1,375 bales	13,635
	Victoria	75	.....	75 „	486
	United States...	3	.....	3 „	100
	Point de Galle	9	.....	9 „	39
		1,462	.....	1,462 bales	14,260
Pease (split)	Great Britain...	740	.....	740 barrels	643
	Victoria	68	.....	68 „	63
	Queensland	5	.....	5 „	6
	Tasmania	266	.....	266 „	250
	New Zealand...	10	.....	10 „	14
		1,089	.....	1,089 barrels	976
Pearl Shell	Queensland	101	.....	101 tons	18,490
	South Sea Islands	27	.....	27 „	2,610
	Torres Straits	218	.....	218 „	39,086
	New Guinea	3	.....	3 „	420
		349	.....	349 tons	60,606
Pepper and Spices	Great Britain...	654	.....	654 pkgs.	3,315
	Victoria	50	.....	50 „	326
	Queensland	13	.....	13 „	8
	New Caledonia	2	.....	2 „	20
	United States...	3	.....	3 „	130
	Point de Galle	21	.....	21 „	79
	Singapore	608	.....	608 „	2,334
	Java	52	.....	52 „	157
	China	21	.....	21 „	40
	Hong Kong	129	.....	129 „	486
		1,553	.....	1,553 pkgs.	6,895
Perfumery	Great Britain...	177	.....	177 pkgs.	1,632
	Victoria	2	.....	2 „	105
		179	.....	179 pkgs.	1,737
Phormium	New Zealand...	3,125	.....	3,125 bales	6,141
Pickles and Sauces	Great Britain...	17,695	.....	17,695 cases	25,900
	Victoria	1,276	.....	1,276 „	1,928
	Queensland	24	.....	24 „	20
	New Zealand...	13	.....	13 „	14
	Point de Galle	44	.....	44 „	125
	China	154	.....	154 „	73
	Hong Kong	785	.....	785 „	379
		19,991	.....	19,991 cases	28,439
Pictures and Paintings ...	Great Britain...	230	.....	230 cases	5,555
	Victoria	25	.....	25 „	501
	Queensland	5	.....	5 „	183
	Tasmania	4	.....	4 „	95
	New Zealand...	10	.....	10 „	118
	Point de Galle	4	.....	4 „	129
	Hong Kong	17	.....	17 „	86
		295	.....	295 cases	6,667
Pitch, Tar, and Resin ...	Great Britain...	3,957	.....	3,957 barrels	3,982
	Victoria	740	.....	740 „	1,398
	Tasmania	10	.....	10 „	21
	United States...	1,002	444	1,446 „	1,107
		5,709	444	6,153 barrels	6,508

IMPORTS SEAWARD—*continued.*

Articles.	Countries whence Imported.	Quantities Imported.			Total Value.
		In British Vessels.	In Foreign Vessels.	Total.	
					£
Pipes (Tobacco)	Great Britain...	4,134	.....	4,134 cases	7,556
	Victoria	44	.....	44 „	2,552
	United States...	5	1	6 „	575
	Point de Galle	47	.....	47 „	4,946
		4,230	1	4,231 cases	15,629
Plants and Seeds	Great Britain...	583	.....	583 pkgs.	5,296
	Victoria	388	.....	388 „	1,247
	Queensland	159	.....	159 „	360
	Tasmania	488	.....	488 „	846
	New Zealand...	171	.....	171 „	331
	South Sea Islands	25	.....	25 „	32
	Fiji Islands	2	.....	2 „	10
	New Caledonia	46	.....	46 „	388
	United States...	14	.....	14 „	92
	Point de Galle	66	.....	66 „	869
	Singapore	23	.....	23 „	70
	Norfolk Island	20	.....	20 „	54
	Mauritius	6	.....	6 „	39
	Java	1	.....	1 „	6
		1,992	.....	1,992 pkgs.	9,640
Plate, Silver...	Great Britain	11	.....	11 cases	579
	Victoria	9	.....	9 „	409
	Point de Galle	19	.....	19 „	3,477
		39	.....	39 cases	4,465
Platedware	Great Britain...	358	.....	358 cases	19,461
	Victoria	32	.....	32 „	1,303
	Queensland	1	.....	1 „	10
	United States	22	7	29 „	1,089
	Point de Galle	7	.....	7 „	783
		420	7	427 cases	22,646
Potatoes	Victoria	14,717	.....	14,717 tons	65,373
	Queensland	37	.....	37 „	203
	Tasmania	2,619	.....	2,619 „	11,956
	New Zealand...	60	.....	60 „	345
		17,433	.....	17,433 tons	77,877
Printing Materials	Great Britain...	566	.....	566 pkgs.	6,828
	Victoria	565	.....	565 „	2,546
	Queensland	4	.....	4 „	12
	United States	10	.....	10 „	219
		1,145	.....	1,145 pkgs.	9,605
Photographic Materials ...	Great Britain...	22	.....	22 pkgs.	313
	Victoria	38	.....	38 „	719
	United States	10	.....	10 „	80
	Point de Galle	2	.....	2 „	70
		72	.....	72 pkgs.	1,182
Provisions... Beef... ...	Queensland	8,159	.....	8,159 cwt.	12,290
	New Zealand...	12	1	13 „	15
		8,171	1	8,172 cwt.	12,305
Pork... ...	Great Britain...	5	.....	5 cwt.	10
	Victoria	131	.....	131 „	275
	New Zealand	65	7	72 „	76
		201	7	208 cwt.	361
Bacon ...	Great Britain...	287	.....	287 cwt.	1,262
	Queensland	20	.....	20 „	88
	New Caledonia	2	.....	2 „	7
	United States	2	.....	2 „	10
		311	.....	311 cwt.	1,367
Hams ...	Great Britain...	1,814	.....	1,814 cwt.	10,717
	New Zealand...	22	.....	22 „	124
	United States...	133	.....	133 „	623
		1,969	.....	1,969 cwt.	11,464

IMPORTS SEAWARD—*continued.*

Articles.	Countries whence Imported.	Quantities Imported. In British Vessel.	In Foreign Vessels.	Total.	Total Value.
					£
Provisions—*continued.* Chinese ...	China	1,126	.....	1,126 pkgs.	1,116
	Hong Kong	2,803	.....	2,803 „	2,706
		3,929	.....	3,929 pkgs.	3,822
Preserved ...	Great Britain	180	.....	180 pkgs.	553
	Victoria	20	.....	20 „	242
	Tasmania	14	.....	14 „	24
	Queensland	37	.....	37 „	202
	New Zealand	28	.....	28 „	40
	United States	85	102	187 „	309
	Torres Straits	15	.....	15 „	54
	Hong Kong...	496	.....	496 „	451
		875	102	977 pkgs.	1,875
Preserved Meat	Great Britain	164	.....	164 cases	737
	Victoria	1,061	.....	1,061 „	3,219
	Queensland	15,174	.....	15,174 „	22,465
	New Zealand...	52	.....	52 „	126
	United States	215	.....	215 „	290
		16,666	.....	16,666 cases	26,837
Vegetables (Preserved)	Great Britain...	2,984	.....	2,984 pkgs.	7,707
	Victoria	469	.....	469 „	570
	Queensland	52	.....	52 „	418
	New Zealand...	99	.....	99 „	83
	China	1	.....	1 „	10
		3,605	.....	3,605 pkgs.	8,788
Vegetables (Green)	Victoria	1,794	.....	1,794 pkgs.	4,612
	Tasmania	742	.....	742 „	375
	Queensland	167	.....	167 „	144
	New Zealand...	86	.....	86 „	24
		2,789	.....	2,789 pkgs.	5,155
Pulu	South Sea Islands	90	.....	90 bales	140
	New Caledonia	192	.....	192 „	967
	United States	346	.....	346 „	735
	Honolulu	1,711	.....	1,711 „	3,670
		2,339	.....	2,339 bales	5,512
Quicksilver	Great Britain	40	.....	40 bottles	500
	Victoria	3	.....	3 „	60
	United States...	271	.....	271 „	3,936
	Point de Galle	20	.....	20 „	232
	Honolulu	62	.....	62 „	930
		396	.....	396 bottles	5,658
Rattans and Canes	South Australia	1,641	.....	1,641 bdls.	340
	Queensland	13	.....	13 „	9
	New Caledonia	18	.....	18 „	25
	Calcutta	300	.....	300 „	160
	Singapore	15,024	.....	15,024 „	313
	Mauritius	24,721	.....	24,721 „	1,050
	Java	1,325	30	1,355 „	177
	Hong Kong	64	.....	64 „	277
		43,106	30	43,136 bdls.	2,351
Saddlery and Harness ...	Great Britain	2,260	.....	2,260 pkgs.	72,346
	Victoria	91	.....	91 „	1,561
	Queensland	36	.....	36 „	727
	New Zealand...	3	.....	3 „	131
	United States	73	.....	73 „	754
	Point de Galle	2	.....	2 „	30
	Honolulu	2	.....	2 „	30
		2,467	.....	2,467 pkgs.	75,579
Salt	Great Britain	9,531	.....	9,531 tons	32,204
	Victoria	1,006	.....	1,006 „	4,166
	South Australia	23	.....	23 „	72
	Queensland	7	.....	7 „	28
	New Zealand...	14	.....	14 „	60
	South Sea Islands	4	.....	4 „	18
		10,585	.....	10,585 tons.	36,548

IMPORTS SEAWARD—*continued.*

Articles.	Countries whence Imported.	Quantities Imported. In British Vessels.	In Foreign Vessels.	Total.	Total Value.
					£
Salt (Rock)	Great Britain	3,468	.....	3,468 tons	10,200
Sarsaparilla	Great Britain	96	.....	96 gallons	198
	Victoria	36	.....	36 „	51
	Queensland	600	.....	600 „	430
	United States	1,216	116	1,332 „	935
		1,948	116	2,064 gallons	1,614
Ship Chandlery	Great Britain	1,429	.....	1,429 pkgs.	11,318
	Victoria	67	.....	67 „	917
	Torres Straits	18	.....	18 „	203
		1,514	.....	1,514 pkgs.	12,438
Shooks and Staves	Great Britain	5,536	.....	5,536 No.	965
	South Australia	900	.....	900 „	4
	Tasmania	54,429	.....	54,429 „	501
	New Zealand	370	.....	370 „	138
	United States	623	.....	623 „	126
		61,858	.....	61,858 No.	1,734
Silks	Great Britain	145	.....	145 cases	19,394
	Victoria	110	.....	110 „	13,724
	Queensland	3	.....	3 „	70
	Point de Galle	276	.....	276 „	54,975
	Singapore	4	.....	4 „	63
	China	13	.....	13 „	657
	Hong Kong	117	.....	117 „	6,969
		668	.....	668 cases	95,852
Skins. Horned Cattle ...	Queensland	49,039	.....	49,039 No.	48,650
	New Zealand	1,147	.....	1,147 „	1,120
	South Sea Islands	81	.....	81 „	81
	Fiji Islands	72	.....	72 „	55
	New Caledonia	2,170	168	2,338 „	2,155
	Singapore	.....	500	500 „	500
	Norfolk Island	138	.....	138 „	138
		52,647	668	53,315 No.	52,699
Horses	Queensland	1,290	.....	1,290 No.	692
Sheep	Victoria	315	.....	315 bales	796
	South Australia	11	.....	11 „	88
	Queensland	1,603	.....	1,603 „	15,162
	New Zealand	94	.....	94 „	648
	South Sea Islands	9	.....	9 „	43
	Fiji Islands	2	.....	2 „	13
	New Caledonia	47	9	56 „	115
	Norfolk Island	4	.....	4 „	20
		2,085	9	2,094 bales	16,885
Kangaroo	Victoria	31	.....	31 pkgs.	266
	Queensland	7	.....	7 „	10
	South Australia	16	.....	16 „	160
		54	.....	54 pkgs.	436
Chamois	Great Britain	9	.....	9 cases	373
Slates. Unmanufactured	Great Britain	955,650	.....	955,650 No.	10,237
	Victoria	25,000	.....	25,000 „	365
	South Australia	10,620	.....	10,620 „	120
	Tasmania	59,000	.....	59,000 „	600
	New Zealand	137,063	.....	137,063 „	1,644
		1,187,333	.....	1,187,333 No.	12,966
Manufactured ...	Great Britain	84	.....	84 cases	206
	Victoria	10	.....	10 „	175
		94	.....	94 cases	381
Slabs	Great Britain	117	.....	117 No.	156
	South Australia	67	.....	67 „	85
	Tasmania	194	.....	194 „	50
		378	.....	378 No.	291

IMPORTS SEAWARD—*continued.*

Articles.	Countries whence Imported.	Quantities Imported. In British Vessels.	In Foreign Vessels.	Total.	Total Value.
					£
Soap	Great Britain	2,111	.....	2,111 cwt.	3,870
	Victoria	1,095	.....	1,095 „	1,649
		3,206	.....	3,206 cwt.	5,519
Specimens of Natural History	Victoria	2	.....	2 pkgs.	8
	Queensland	46	.....	46 „	170
	New Zealand	2	.....	2 „	10
	South Sea Islands	3	.....	3 „	11
	Fiji Islands	1	.....	1 „	2
	United States	2	.....	2 „	25
	Point de Galle	3	.....	3 „	67
	Torres Straits	20	.....	20 „	50
	Honolulu	1	.....	1 „	2
		80	.....	80 pkgs.	345
Starch and Blue	Great Britain	19,310	.....	19,310 cases	17,843
	Victoria	392	.....	392 „	977
	Queensland	240	.....	240 „	386
		19,942	.....	19,942 cases	19,206
Spirits — Brandy	Great Britain	366,900	.....	366,900 gallons	154,420
	Victoria	51,314	.....	51,314 „	20,721
	Queensland	2,737	.....	2,737 „	922
	New Zealand	67	.....	67 „	30
	United States	543	.....	543 „	135
		421,561	.....	421,561 gallons	176,228
Spirits — Rum	Great Britain	169,906	.....	169,906 gallons	31,661
	Victoria	1,310	.....	1,310 „	335
	Queensland	80,781	.....	80,781 „	9,640
	New Zealand	259	.....	259 „	40
	New Caledonia	357	.....	357 „	58
		252,613	.....	252,613 gallons	41,734
Spirits — Geneva	Great Britain	284,115	.....	284,115 gallons	61,152
	Victoria	229	.....	229 „	43
	Queensland	232	.....	232 „	65
	New Zealand	4	.....	4 „	1
	United States	218	.....	218 „	120
		284,798	.....	284,798 gallons	61,381
Spirits — Gin	Great Britain	14,828	.....	14,828 gallons	5,291
	Victoria	586	.....	586 „	314
	Queensland	88	.....	88 „	15
		15,502	.....	15,502 gallons	5,620
Spirits — Whiskey	Great Britain	58,993	.....	58,993 gallons	18,817
	Victoria	1,933	.....	1,933 „	786
	Queensland	326	.....	326 „	108
	United States	6	.....	6 „	2
		61,258	.....	61,258 gallons	19,713
Spirits — Liqueurs	Great Britain	1,776	.....	1,776 gallons	1,272
	Victoria	286	.....	286 „	383
	Queensland	10	.....	10 „	5
	Hong Kong	982	.....	982 „	211
	United States	816	560	1,376 „	1,248
	New Caledonia	18	.....	18 „	15
		3,888	560	4,448 gallons	3,134
Spirits — Perfumed	Great Britain	3,854	.....	3,854 gallons	9,858
	Victoria	136	.....	136 „	450
	Point de Galle	21	.....	21 „	54
	United States	236	412	648 „	1,059
		4,247	412	4,659 gallons	11,421
Spirits — Methylated	Great Britain	291	.....	291 gallons	70
Spirits — All other	Great Britain	21,425	.....	21,425 gallons	4,146
	Victoria	1,572	.....	1,572 „	2,975
	Norfolk Island	337	.....	337 „	88
	United States	127	299	426 „	1,566
		23,461	299	23,760 gallons	8,775

IMPORTS SEAWARD—*continued.*

Articles.	Countries whence Imported.	Quantities Imported. In British Vessels.	In Foreign Vessels.	Total.	Total Value.
					£
Stationery ... Books ...	Great Britain ...	2,020	.....	2,020 pkgs.	66,647
	Victoria ...	1,392	.....	1,392 „	23,597
	Queensland ...	55	.....	55 „	678
	South Australia ...	1	.....	1 „	10
	Tasmania ...	1	.....	1 „	10
	New Zealand ...	14	.....	14 „	66
	United States ...	46	1	47 „	757
	Point de Galle ...	1,453	.....	1,453 „	31,484
	Singapore ...	2	.....	2 „	20
	Hong Kong ...	4	.....	4 „	8
		4,988	1	4,989 pkgs.	123,277
Paper ...	Great Britain ...	9,161	.....	9,161 pkgs.	104,714
	Victoria ...	891	.....	891 „	10,340
	Queensland ...	21	.....	21 „	174
	New Zealand ...	13	.....	13 „	85
	United States ...	31	.....	31 „	88
	Point de Galle ...	6	.....	6 „	203
	Hong Kong ...	44	.....	44 „	101
		10,167	.....	10,167 pkgs.	115,705
Sundries ...	Great Britain ...	2,036	.....	2,036 pkgs.	31,344
	Victoria ...	569	.....	569 „	9,671
	Queensland ...	1	.....	1 „	25
	Point de Galle ...	8	.....	8 „	256
		2,614	.....	2,614 pkgs.	41,296
Maps ...	Great Britain ...	7	.....	7 cases	255
Mill	Great Britain ...	8	.....	8 No.	62
	Victoria ...	2	.....	2 „	30
		10	.....	10 No.	92
Stones ... Grinding ...	Great Britain ...	2,157	.....	2,157 No.	370
Scythe ...	Great Britain ...	80	.....	80 baskts.	48
Flag	Great Britain ...	277	.....	277 No.	73
	Victoria ...	111	.....	111 „	54
		388	.....	388 No.	127
Stoneware	Great Britain ...	3	.....	3 pkgs.	63
	Victoria ...	6	.....	6 „	17
		9	.....	9 pkgs.	80
		Tons cwt. qrs. lbs	Tons cwt. qrs. lbs.	Tons cwt. qrs. lbs.	
Sugar ... Raw	Great Britain ...	38 12 0 26	.....	38 12 0 26	951
	Victoria ...	1756 3 0 14	.....	1,756 3 0 14	51,721
	Queensland ...	426 1 1 23	0 18 2 1	426 19 3 24	11,420
	Mauritius ...	3754 17 3 26	606 19 3 22	4,361 17 3 20	128,007
	New Zealand ...	4 17 1 20	.....	4 17 1 20	136
	Hong Kong ...	1 17 3 23	.....	1 17 3 23	48
	Singapore ...	7 11 3 9	.....	7 11 3 9	175
	China ...	1500 14 1 14	.....	1,500 14 1 14	32,150
	Formosa ...	248 1 3 1	.....	248 1 3 1	6,300
	Java	5228 16 1 2	3497 14 1 26	8,726 10 3 0	201,190
	Phillipine Islands ...	2594 7 0 24	.....	2,594 7 0 24	62,100
	New Caledonia ...	60 7 0 27	67 15 3 18	128 3 0 17	3,850
	Honolulu	257 16 2 5	.....	257 16 2 5	7,109
	South Sea Islands ...	0 12 2 16	.....	0 12 2 16	21
		15880 18 0 6	4173 8 3 11	20,054 6 3 17	505,178
Refined ...	Great Britain ...	51 4 3 23	.....	51 4 3 23	2,149
	Victoria ...	8 12 3 4	.....	8 12 3 4	396
	Queensland ...	0 6 0 17	.....	0 6 0 17	18
	New Zealand ...	0 4 1 19	.....	0 4 1 19	10
	Hong Kong ...	0 9 1 10	.....	0 9 1 10	19
		60 17 2 17	.....	60 17 2 17	2,592
Molasses ...	Great Britain ...	0 19 0 0	.....	0 19 0 0	14

IMPORTS SEAWARD—*continued.*

Articles.	Countries whence Imported.	Quantities Imported. In British Vessels.	In Foreign Vessels.	Total.	Total Value.
					£
Sundries	Great Britain	1,102	.....	1,102 pkgs.	5,652
	Victoria	1,480	.....	1,480 „	4,613
	Queensland	992	.....	992 „	3,301
	Tasmania	301	.....	301 „	828
	South Australia	454	.....	454 „	364
	New Zealand	381	.....	381 „	1,190
	Hong Kong	34	.....	34 „	114
	Mauritius	5	.....	5 „	44
	Singapore	.....	19	19 „	182
	South Sea Islands	233	.....	233 „	714
	Fiji Islands	65	.....	65 „	392
	Fisheries	4	.....	4 „	4
	New Caledonia	411	5	416 „	750
	United States	208	61	269 „	2,638
	Point de Galle	129	.....	129 „	2,028
	Torres Straits	14	.....	14 „	78
	Honolulu	13	.....	13 „	56
	Norfolk Island	46	.....	46 „	137
	Lord Howe's Island	1	.....	1 „	2
	Java	21	.....	21 „	29
	China	91	.....	91 „	85
	Japan	1	.....	1 „	1
	New Guinea	2	.....	2 „	6
		5,988	85	6,073 pkgs.	23,208
Tallow	Victoria	8	.....	8 tons	241
	Queensland	1,016	.....	1,016 „	30,453
	New Zealand	142	.....	142 „	215
	South Sea Islands	2	.....	2 „	43
	Fiji Islands	1	.....	1 „	30
	New Caledonia	9	1	10 „	248
		1,178	1	1,179 tons	31,230
Telegraph Materials	Great Britain	244	.....	244 pkgs.	5,881
	Victoria	41	.....	41 „	617
		285	.....	285 pkgs.	6,498
Tea	Great Britain	210	.....	210 lbs.	14
	Victoria	185,501	660	186,161 „	12,451
	Queensland	21,336	.....	21,336 „	1,503
	New Zealand	40	.....	40 „	4
	Point de Galle	1,381	.....	1,381 „	135
	Hong Kong	652,887	.....	652,887 „	43,105
	Singapore	6,087	.....	6,087 „	476
	China	2,402,271	1,944,504	4,346,775 „	276,689
	Java	42	.....	42 „	4
	South Sea Islands	536	.....	536 „	42
		3,270,291	1,945,164	5,215,455 lbs.	334,423
Timber — Deals	Great Britain	1,189	.....	1,189 No.	3,606
	South Australia	197	.....	197 „	115
		1,386	.....	1,386 No.	3,721
Timber — Spars	Great Britain	67	.....	67 No.	55
	New Zealand	4	.....	4 „	20
	United States	.....	4	4 „	26
		71	4	75 No.	101
Timber — Shingles	Tasmania	203,700	.....	203,700 No.	241
Timber — Palings	South Australia	2,100	.....	2,100 No.	48
	Tasmania	1,196,145	.....	1,196,145 „	7,776
	New Zealand	2,000	.....	2,000 „	12
		1,200,245	.....	1,200,245 No.	7,836
Timber — Pine	Victoria	11,972	.....	11,972 feet	283
	Queensland	2,126,036	.....	2,126,036 „	15,734
	New Zealand	1,521,748	.....	1,521,748 „	9,591
	United States	729,758	1,525,744	2,255,502 „	13,736
		4,389,514	1,525,744	5,915,258 feet	39,344

IMPORTS SEAWARD—*continued.*

Articles.		Countries whence Imported.	Quantities Imported. In British Vessels.	In Foreign Vessels.	Total.	Total Value.
						£
Timber—*contd.*	Sandal Wood	South Sea Islands	29	.....	29 tons	380
		Fiji Islands	7	.....	7 „	120
		New Caledonia	15	.....	15 „	325
			51	.....	51 tons	825
	All other ...	Great Britain	473,452	.....	473,452 feet	3,164
		Victoria	136,588	.....	136,588 „	1,436
		Tasmania	21,154	.....	21,154 „	178
		New Caledonia	2,000	.....	2,000 „	20
		United States	21,971	.....	21,971 „	191
		Honolulu	14,534	.....	14,534 „	200
		France	.....	2,988	2,988 „	15
			669,699	2,988	672,687 feet	5,204
Tin Plates		Great Britain	13,616	.....	13,616 boxes	25,411
		Victoria	2,669	.....	2,669 „	5,440
		Queensland	57	.....	57 „	140
			16,342	.....	16,342 „	30,991
Tin	Ingots and Spelter ...	Great Britain	87	.....	87 cwt.	79
		Queensland	467	.....	467 „	1,690
			554	.....	554 cwt.	1,769
	Tin Ore ...	Victoria	14	.....	14 tons	824
		Tasmania	5	.....	5 „	250
		Queensland	4,188	.....	4,188 „	195,184
		Norfolk Island	50	.....	50 „	2,000
			4,257	.....	4,257 tons	198,258
Tinware		Great Britain	235	.....	235 pkgs.	4,181
		Victoria	6	.....	6 „	112
		Queensland	6	.....	6 „	35
			247	.....	247 pkgs.	4,328
Tobacco ...	Manufactured	Great Britain	191,844	.....	191,844 lbs.	13,314
		Victoria	118,961	.....	118,961 „	8,138
		Queensland	6,755	.....	6,755 „	474
		Tasmania	1,139	.....	1,139 „	60
		New Zealand...	98	.....	98 „	10
		Fiji Islands	464	.....	464 „	32
		Hong Kong	7,207	.....	7,207 „	433
		Norfolk Island	370	.....	370 „	20
		United States	67,052	23,631	90,683 „	5,203
		New Caledonia	269	.....	269 „	17
		South Sea Islands	226	.....	226 „	10
			394,385	23,631	418,016 lbs.	27,711
	Leaf ...	Great Britain	621,883	.....	621,883 lbs.	31,819
		Victoria	46,623	.....	46,623 „	2,396
		New Zealand...	.....	68	68 „	6
		Hong Kong	473	.....	473 „	24
		Norfolk Island	3,600	.....	3,600 „	120
		United States	37,788	5,285	43,073 „	2,045
			710,367	5,353	715,720 lbs.	36,410
	Cigars ...	Great Britain	10,835	.....	10,835 lbs.	3,760
		Victoria	27,243	211	27,454 „	8,828
		Queensland...	247	.....	247 „	105
		New Zealand	180	6	186 „	62
		Hong Kong	3,102	.....	3,102 „	1,238
		Singapore	11,849	.....	11,849 „	3,626
		United States	468	.....	468 „	240
		China...	9	.....	9 „	4
		Manila	13	.....	13 „	8
		New Caledonia	90	.....	90 „	30
		Java	633	.....	633 „	215
			54,669	217	54,886 lbs.	18,116
	Snuff ...	Great Britain	356	.....	356 lbs.	95
		Victoria	127	.....	127 „	28
			483	.....	483 lbs.	123

IMPORTS SEAWARD—*continued.*

Articles.	Countries whence Imported.	Quantities Imported.			Total Value.
		In British Vessels.	In Foreign Vessels.	Total.	
					£
Tortoiseshell	Queensland	750	.....	750 lbs.	350
	South Sea Islands	2,809	.....	2,809 ,,	1,922
	Fiji Islands	106	.....	106 ,,	75
	New Caledonia	60	.....	60 ,,	30
	Torres Straits	449	.....	449 ,,	313
	New Guinea	55	.....	55 ,,	19
		4,229	.....	4,229 lbs.	2,709
Toys and Fancy Goods ...	Great Britain...	5,996	.....	5,996 pkgs.	117,946
	Victoria	472	.....	472 ,,	11,448
	Queensland	100	.....	109 ,,	818
	Tasmania	2	.....	2 ,,	35
	New Zealand...	1	.....	1 ,,	118
	New Caledonia	4	.....	4 ,,	60
	United States	12	.....	12 ,,	215
	Point de Galle	341	.....	341 ,,	24,317
	Singapore	10	.....	10 ,,	122
	China	481	.....	481 ,,	2,224
	Hong Kong	1,721	.....	1,721 ,,	6,777
		9,140	.....	9,140 pkgs.	164,080
Turnery and Woodware ...	Great Britain...	523	.....	523 pkgs.	2,224
	Victoria	1,287	.....	1,287 ,,	1,529
	Queensland	10	.....	10 ,,	14
	New Zealand...	254	.....	254 ,,	487
	New Caledonia	8	.....	8 ,,	50
	United States...	4,379	2,772	7,151 ,,	8,115
	Honolulu	57	.....	57 ,,	50
	Hong Kong	551	.....	551 ,,	550
		7,069	2,772	9,841 pkgs.	13,019
Turpentine and Varnish ...	Great Britain...	17,444	.....	17,444 galls.	8,100
	Victoria	2,026	.....	2,026 ,,	811
	Queensland	382	.....	382 ,,	156
	New Zealand...	7,576	.....	7,576 ,,	1,519
	United States	2,650	9,474	12,124 ,,	1,863
		30,078	9,474	39,552 galls.	12,449
Twine and Thread	Great Britain...	1,220	.....	1,220 cwt.	6,173
	Victoria	7	.....	7 ,,	42
	Queensland	2	.....	2 ,,	11
		1,229	.....	1,229 cwt.	6,226
Umbrellas and Parasols ...	Great Britain...	491	.....	491 pkgs.	34,350
	Victoria	24	.....	24 ,,	1,418
	Point de Galle	4	.....	4 ,,	216
		519	.....	519 pkgs.	35,984
Vermicelli, Tapioca, and Macaroni...	Great Britain...	272	.....	272 pkgs.	904
	Victoria	39	.....	39 ,,	45
	Singapore	783	.....	783 ,,	952
	Mauritius	260	.....	260 ,,	230
	China	11	.....	11 ,,	10
		1,365	.....	1,365 pkgs.	2,141
Vinegar	Great Britain...	69,638	.....	69,638 galls.	6,337
	Victoria	526	.....	526 ,,	78
	Queensland	54	.....	54 ,,	6
		70,218	.....	70,218 galls.	6,421
Watches and Clocks... ...	Great Britain...	647	.....	647 cases	6,338
	Victoria	115	.....	115 ,,	1,977
	New Caledonia	1	.....	1 ,,	10
	United States	450	818	1,268 ,,	4,444
	Point de Galle	165	.....	165 ,,	26,558
		1,378	818	2,196 cases	39,327

IMPORTS SEAWARD—*continued.*

Articles.	Countries whence Imported.	Quantities Imported.			Total Value.
		In British Vessels.	In Foreign Vessels.	Total.	
					£
Whiting and Chalk ...	Great Britain	2,648	.....	2,648 casks	1,412
	Victoria	62	.....	62 „	206
		2,710	.....	2,710 casks	1,618
Whalebone	Fisheries	40	.....	40 cwt.	808
	New Caledonia	4	.....	4 „	80
	Honolulu	30	.....	30 „	750
	Norfolk Island	30	.....	30 „	90
		104	.....	104 cwt.	1,728
Wine	Great Britain	150,766	.....	150,766 gallons	59,030
	Victoria	22,323	.....	22,323 „	8,311
	Queensland	1,612	.....	1,612 „	583
	Tasmania	69	.....	69 „	34
	South Australia	77	.....	77 „	50
	New Zealand...	67	.....	67 „	70
	Hong Kong	1,685	.....	1,685 „	478
	Fiji Islands	12	.....	12 „	12
	United States	117	.....	117 „	116
	New Caledonia	660	.....	660 „	348
		177,388	.....	177,388 gallons	69,032
Willows	Tasmania	834	.....	834 bundles	553
Wire	Great Britain	36,480	.....	36,480 bundles	66,147
	Victoria	5,562	.....	5,562 „	10,609
	South Australia	90	.....	90 „	155
	Mauritius	90	.....	90 „	102
		42,222	.....	42,222 bundles	77,013
Wool	Victoria	59,000	.....	59,000 lbs.	2,975
	Queensland	8,224,458	.....	8,224,458 „	435,494
	New Zealand...	47,720	.....	47,720 „	2,062
	South Sea Islands	10,810	.....	10,810 „	541
	New Caledonia	9,891	.....	9,891 „	514
	Norfolk Island	5,400	.....	5,400 „	270
		8,357,279	.....	8,357,279 lbs.	441,856
Woollens	Great Britain	3,820	.....	3,820 pkgs.	291,045
	Victoria	702	.....	702 „	44,639
	Queensland	2	.....	2 „	87
	New Zealand...	10	.....	10 „	512
	Point de Galle	14	.....	14 „	1,003
	Singapore	.....	1	1 „	30
	Hong Kong	19	.....	19 „	1,827
		4,567	1	4,568 pkgs.	339,143
Woolpacks and Bagging ...	Great Britain	2,784	.....	2,784 bales	22,332
	Victoria	34	.....	34 „	228
	New Caledonia	11	.....	11 „	70
	Point de Galle	5	.....	5 „	38
		2,834	.....	2,834 bales	22,668
Yellow Metal	Great Britain	1,297	.....	1,297 cases	25,602
	Victoria	173	.....	173 „	3,501
	Queensland	9	.....	9 „	28
		1,479	.....	1,479 cases	29,131
Do. Nails	Great Britain	886	.....	886 kegs	5,688
	Victoria	51	.....	51 „	278
		937	.....	937 kegs	5,966
Zinc	Great Britain	2,905	.....	2,905 cwt.	4,098
	Victoria	470	.....	470 „	633
	New Zealand	54	.....	54 „	65
		3,429	.....	3,429 cwt.	4,796
	TOTAL VALUE OF IMPORTS £	.....	.....	.....	12,274,605

EXPORTS SEAWARD.

No. 47.—GENERAL EXPORTS from the Colony of NEW SOUTH WALES, SEAWARD, in the Year 1875.

Articles.	Countries to which Exported.	Quantities.					Value in Sterling.		
		Produce and Manufactures of the Colony.			British, Foreign, and other Colonial Produce and Manufactures.	Total.	Produce and Manufactures of the Colony.	British, Foreign, and other Colonial Produce and Manufactures.	Total.
		In British Vessels.	In Foreign Vessels.	Total.					
							£	£	£
Acids	Tasmania	.....	.....	.....	1	1 pkg.	.....	1	1
	New Zealand ...	61	.....	61	29	90 pkgs.	78	56	134
	Queensland ...	163	.....	163	181	344 ,,	235	544	779
	South Sea Islands ...	.....	.....	.....	2	2 ,,	.....	3	3
	New Caledonia ...	8	.....	8	9	17 ,,	12	21	33
	Fiji Islands ...	.....	.....	.....	2	2 ,,	.....	9	9
		232	.....	232	224	456 pkgs.	325	634	959
Aerated Waters ...	Queensland ...	42	.....	42	37	79 pkgs.	138	92	230
	New Caledonia ...	1	.....	1	.....	1 ,,	4	.....	4
		43	.....	43	37	80 pkgs.	142	92	234
Agricultural Implements	Victoria	.....	.....	.....	3	3 pkgs.	.....	14	14
	Queensland ...	6	.....	6	34	40 ,,	51	506	557
	South Sea Islands ...	1	.....	1	.....	1 ,,	8	.....	8
	New Caledonia ...	1	.....	1	3	4 ,,	18	21	39
	Java	.....	.....	.....	1	1 ,,	.....	6	6
		8	.....	8	41	49 pkgs.	77	547	624
Alkali and Soda ...	New Zealand ...	.....	.....	.....	4	4 pkgs.	.....	22	22
	Queensland ...	.....	.....	.....	708	708 ,,	.....	1,626	1,626
	South Sea Islands ...	.....	.....	.....	5	5 ,,	.....	7	7
	New Caledonia ...	.....	.....	.....	75	75 ,,	.....	133	133
	Fiji Islands ...	.....	.....	.....	21	21 ,,	.....	41	41
		.....	.....	.....	813	813 pkgs.	.....	1,829	1,829
Anchors	Tasmania	.....	.....	.....	1	1 No.	.....	10	10
	New Zealand ...	.....	.....	.....	2	2 ,,	.....	9	9
	Queensland ...	.....	.....	.....	191	191 ,,	.....	742	742
	South Sea Islands ...	.....	.....	.....	18	18 ,,	.....	19	19
	New Caledonia ...	.....	.....	.....	13	13 ,,	.....	62	62
	Fiji Islands	.....	.....	.....	74	74 ,,	.....	168	168
	Hong Kong ...	.....	.....	.....	1	1 ,,	.....	3	3
		.....	.....	.....	300	300 No.	.....	1,013	1,013
Apparel and Slops ...	Victoria	.....	.....	.....	54	54 pkgs.	.....	664	664
	Great Britain ...	1	.....	1	23	24 ,,	8	530	538
	South Australia ...	.....	.....	.....	5	5 ,,	.....	80	80
	Tasmania	.....	.....	.....	7	7 ,,	.....	55	55
	New Zealand ...	.....	.....	.....	38	38 ,,	.....	391	391
	Queensland ...	2	.....	2	599	601 ,,	36	19,348	19,384
	South Sea Islands ...	.....	.....	.....	39	39 ,,	.....	952	952
	New Caledonia ...	.....	.....	.....	26	26 ,,	.....	911	911
	Honolulu	.....	.....	.....	9	9 ,,	.....	523	523
	Fiji Islands ...	.....	.....	.....	105	105 ,,	.....	3,543	3,543
	San Francisco ...	3	.....	3	.....	3 ,,	25	.....	25
		6	.....	6	905	911 pkgs.	69	26,997	27,066
Arms and Ammunition. — Arms (Small)	Great Britain ...	.....	.....	.....	1	1 pkg.	.....	20	20
	Victoria	.....	.....	.....	2	2 pkgs.	.....	9	9
	South Australia ...	.....	.....	.....	1	1 ,,	.....	3	3
	New Zealand ...	.....	.....	.....	7	7 ,,	.....	166	166
	Queensland ...	.....	.....	.....	175	175 ,,	.....	2,604	2,604
	South Sea Islands ...	.....	.....	.....	5	5 ,,	.....	51	51
	New Caledonia ...	.....	.....	.....	13	13 ,,	.....	183	183
	Fiji Islands ...	.....	.....	.....	22	22 ,,	.....	216	216
		.....	.....	.....	226	226 pkgs.	.....	3,252	3,252
Arms and Ammunition. — Powder (Gun and Blasting)	Victoria	.....	.....	.....	50,020	50,020 lbs.	.....	1,257	1,257
	New Zealand ...	.....	.....	.....	5,000	5,000 ,,	.....	140	140
	Queensland ...	.....	.....	.....	101,734	101,734 ,,	.....	2,834	2,834
	South Sea Islands ...	.....	.....	.....	1,751	1,751 ,,	.....	130	130
	New Caledonia ...	.....	.....	.....	37,548	37,548 ,,	.....	994	994
	Fiji Islands ...	.....	.....	.....	2,266	2,266 ,,	.....	111	111
	Norfolk Island ...	.....	.....	.....	66	66 ,,	.....	4	4
		.....	.....	.....	198,385	198,385 lbs.	.....	5,470	5,470

EXPORTS SEAWARD—*continued.*

Articles.	Countries to which Exported.	Quantities.					Value in Sterling.		
		Produce and Manufactures of the Colony.			British, Foreign, and other Colonial Produce and Manufactures.	Total.	Produce and Manufactures of the Colony.	British, Foreign, and other Colonial Produce and Manufactures.	Total.
		In British Vessels.	In Foreign Vessels.	Total.					
							£	£	£
Arms and Ammunition—*contd.* Shot ...	New Zealand ...	.....	.....	.....	10	10 cwt.	.....	18	18
	Queensland ...	.....	.....	.....	216	216 „	.....	365	365
	South Sea Islands ...	.....	.....	.....	15	15 „	.....	26	26
	New Caledonia ...	.....	.....	.....	58	58 „	.....	101	101
	Fiji Islands... ...	.....	.....	.....	26	26 „	.....	41	41
		.....	.....	.....	325	325 cwt.	.....	551	551
Percussion Caps ...	Victoria	.....	.....	.....	6	6 pkgs.	.....	159	159
	New Zealand ...	.....	.....	.....	2	2 „	.....	11	11
	Queensland ...	.....	.....	.....	50	50 „	.....	217	217
	South Sea Islands ...	.....	.....	.....	3	3 „	.....	14	14
	New Caledonia ...	.....	.....	.....	2	2 „	.....	3	3
	Fiji Islands... ...	.....	.....	.....	3	3 „	.....	15	15
		.....	.....	.....	66	66 pkgs.	.....	419	419
Cartridges	Victoria	.....	.....	.....	120	120 pkgs.	.....	300	300
	New Zealand ...	.....	.....	.....	1	1 „	.....	50	50
	Queensland ...	.....	.....	.....	106	106 „	.....	734	734
	South Sea Islands ...	.....	.....	.....	1	1 „	.....	7	7
	Fiji Islands ...	.....	.....	.....	6	6 „	.....	24	24
	New Caledonia ...	.....	.....	.....	1	1 „	.....	11	11
		.....	.....	.....	235	235 pkgs.	.....	1,126	1,126
Swords...	South Sea Islands...	.....	.....	.....	1	1 pkg.	.....	2	2
Bullets ...	Fiji Islands... ...	.....	.....	.....	8	8 cwt.	.....	12	12
Arrowroot and Sago...	Great Britain ...	.....	.....	.....	898	898 lbs.	.....	12	12
	Victoria	.....	.....	.....	2,900	2,900 „	.....	53	53
	Tasmania	336	.....	336	.....	336 „	10	.....	10
	New Zealand ...	336	.....	336	2,043	2,379 „	8	22	30
	Queensland ...	1,299	.....	1,299	11,254	12,553 „	20	214	234
	New Caledonia ...	.....	.....	.....	112	112 „	.....	5	5
	Fiji Islands... ...	.....	.....	.....	336	336 „	.....	9	9
		1,971	.....	1,971	17,543	19,514 lbs.	38	315	353
Apothecaries' Ware...	Victoria	.....	.....	.....	4	4 pkgs.	.....	35	35
	New Zealand ...	.....	.....	.....	28	28 „	.....	152	152
	Queensland ...	.....	.....	.....	103	103 „	.....	709	709
	Fiji Islands... ...	.....	.....	.....	8	8 „	.....	50	50
		.....	.....	.....	143	143 pkgs.	.....	946	946
Anvils	Queensland ...	.....	.....	.....	27	27 No.	.....	52	52
	South Sea Islands...	.....	.....	.....	1	1 „	.....	2	2
	New Caledonia ...	.....	.....	.....	1	1 „	.....	5	5
	Fiji Islands... ...	.....	.....	.....	2	2 „	.....	5	5
		.....	.....	.....	31	31 No.	.....	64	64
Bags and Sacks ...	Great Britain ...	.....	.....	.....	2	2 bales	.....	10	10
	Victoria	2	.....	2	54	56 „	18	255	273
	South Australia ...	.....	.....	.....	3	3 „	.....	23	23
	Tasmania	1	.....	1	.....	1 „	4	.....	4
	New Zealand ...	.....	.....	.....	65	65 „	.....	770	770
	Queensland ...	43	.....	43	127	170 „	879	687	1,566
	South Sea Islands ...	.....	.....	.....	44	44 „	.....	514	514
	New Caledonia ...	34	.....	34	97	131 „	242	1,118	1,360
	Fiji Islands... ...	.....	.....	.....	100	100 „	.....	1,232	1,232
	Petropaulovski ...	.....	.....	.....	3	3 „	.....	40	40
		80	.....	80	495	575 bales	1,143	4,649	5,792
Bags (Gunnies) ...	Victoria	.....	.....	.....	54,300	54,300 No.	.....	728	728
	New Zealand ...	.....	.....	.....	1,000	1,000 „	.....	14	14
	Queensland ...	.....	.....	.....	267,992	267,992 „	.....	4,090	4,090
	New Caledonia ...	.....	.....	.....	10,000	10,000 „	.....	100	100
	Fiji Islands ...	.....	.....	.....	8,000	8,000 „	.....	88	88
		.....	.....	.....	341,292	341,292 No.	.....	5,020	5,020
Bark (Ground and Chopped) ...	Great Britain ...	2,673	.....	2,673	14,843	17,516 cwt.	927	8,202	9,129
	New Zealand ...	491	.....	491	.....	491 „	179	.....	179
	Queensland ...	2,124	.....	2,124	2,120	4,244 „	706	656	1,362
	New Caledonia ...	840	.....	840	180	1,020 „	318	60	378
	Honolulu	100	.....	100	.....	100 „	49	.....	49
		6,228	.....	6,228	17,143	23,371 cwt.	2,179	8,918	11,097

EXPORTS SEAWARD—*continued.*

Articles.	Countries to which Exported.	Quantities.					Value in Sterling.		
		Produce and Manufactures of the Colony.			British, Foreign, and other Colonial Produce and Manufactures.	Total.	Produce and Manufactures of the Colony.	British, Foreign, and other Colonial Produce and Manufactures.	Total.
		In British Vessels.	In Foreign Vessels.	Total.					
							£	£	£
Baskets	Victoria	.....	.....	.....	4	4 pkgs & No.	.....	8	8
	South Australia	60	.....	60	.....	60 ,,	21	.....	21
	New Zealand	3	.....	3	3	6 ,,	2	6	8
	Queensland	102	.....	102	68	170 ,,	156	107	263
	South Sea Islands	24	.....	24	.....	24 ,,	16	.....	16
	New Caledonia	131	.....	131	6	137 ,,	47	14	61
	Fiji Islands	2	.....	2	.....	2 ,,	3	.....	3
		322	.....	322	81	403 pkgs. & No.	245	135	380
Beche-le-mer	Great Britain	.....	.....	.....	2	2 cwt.	.....	4	4
	Victoria	.....	.....	.....	180	180 ,,	.....	502	502
	New Zealand	.....	.....	.....	1	1 ,,	.....	4	4
	Hong Kong	.....	.....	.....	6,263	6,263 ,,	.....	23,256	23,256
		.....	.....	.....	6,446	6,446 cwt.	.....	23,766	23,766
Bedding	Queensland	23	.....	23	3	26 pkgs.	119	31	150
	New Caledonia	25	.....	25	2	27 ,,	270	16	286
	Fiji Islands	1	.....	1	1	2 ,,	12	18	30
		49	.....	49	6	55 pkgs.	401	65	466
Beer — In Bottle	Victoria	8	.....	8	1,292	1,300 galls.	2	332	334
	South Australia	24	.....	24	12	36 ,,	4	4	8
	New Zealand	.....	.....	.....	1,398	1,398 ,,	.....	394	394
	Queensland	692	.....	692	70,350	71,042 ,,	129	17,383	17,512
	South Sea Islands	.....	.....	.....	1,032	1,032 ,,	.....	253	253
	New Caledonia	441	.....	441	6,500	6,941 ,,	85	1,496	1,581
	Fiji Islands	16	.....	16	5,140	5,156 ,,	3	1,340	1,343
	Hong Kong	.....	.....	.....	15	15 ,,	.....	4	4
	Norfolk Island	.....	.....	.....	7	7 ,,	.....	2	2
	Callao	.....	.....	.....	447	447 ,,	.....	80	80
	Honolulu	36	.....	36	.....	36 ,,	8	.....	8
		1,217	.....	1,217	86,193	87,410 galls.	231	21,288	21,519
Beer — In bulk	Victoria	.....	.....	.....	1,700	1,700 galls.	.....	249	249
	South Australia	200	.....	200	.....	200 ,,	20	.....	20
	Tasmania	.....	.....	.....	245	245 ,,	.....	40	40
	New Zealand	.....	.....	.....	200	200 ,,	.....	30	30
	Queensland	2,328	.....	2,328	42,000	44,328 ,,	217	5,243	5,460
	South Sea Islands	.....	.....	.....	50	50 ,,	.....	8	8
	New Caledonia	4,240	.....	4,240	850	5,090 ,,	372	110	482
	Fiji Islands	902	.....	902	.....	902 ,,	90	.....	90
		7,670	.....	7,670	45,045	52,715 galls.	699	5,680	6,379
Beeswax	Great Britain	24,069	.....	24,069	.....	24,069 lbs.	1,532	.....	1,532
	Victoria	200	.....	200	.....	200 ,,	10	.....	10
	New Caledonia	116	.....	116	.....	116 ,,	7	.....	7
		24,385	.....	24,385	.....	24,385 lbs.	1,549	.....	1,549
Bellows (Smith)	New Zealand	.....	.....	.....	1	1 No.	.....	10	10
	Queensland	1	.....	1	40	41 ,,	3	147	150
	New Caledonia	.....	.....	.....	2	2 ,,	.....	7	7
	Fiji Islands	.....	.....	.....	1	1 ,,	.....	6	6
		1	.....	1	44	45 No.	3	170	173
Biscuits and Bread	South Australia	4	.....	4	.....	4 cwt.	5	.....	5
	New Zealand	60½	.....	60½	1½	62 ,,	103	4	107
	Queensland	1,142	.....	1,142	68¼	1,210¼ ,,	1,192	232	1,424
	South Sea Islands	287½	.....	287½	10½	298 ,,	326	17	343
	New Caledonia	1,688	.....	1,688	2	1,690 ,,	2,204	10	2,214
	Fiji Islands	244½	.....	244½	¾	245¼ ,,	327	3	330
	China	3½	.....	3½	.....	3½ ,,	2	.....	2
		3,430	.....	3,430	83	3,513 cwt.	4,159	266	4,425
Blacking	Queensland	.....	.....	.....	28	28 pkgs.	.....	76	76
	South Sea Islands	.....	.....	.....	1	1 ,,	.....	2	2
	New Caledonia	.....	.....	.....	5	5 ,,	.....	10	10
	Fiji Islands	.....	.....	.....	1	1 ,,	.....	2	2
		.....	.....	.....	35	35 pkgs.	.....	90	90

EXPORTS SEAWARD—*continued.*

Articles.	Countries to which Exported.	Quantities.					Value in Sterling.		
		Produce and Manufactures of the Colony.			British, Foreign, and other Colonial Produce and Manufactures.	Total.	Produce and Manufactures of the Colony.	British, Foreign, and other Colonial Produce and Manufactures.	Total.
		In British Vessels.	In Foreign Vessels.	Total.					
							£	£	£
Blankets	Victoria	.....	.....	.....	1	1 bale	.....	30	30
	Queensland ...	.....	.....	.....	34	34 bales	.....	839	839
	South Sea Islands ...	.....	.....	.....	1	1 ,,	.....	20	20
	New Caledonia ...	.....	.....	.....	2	2 ,,	.....	19	19
	Fiji Islands ...	.....	.....	.....	2	2 ,,	.....	56	56
		.....	.....	.....	40	40 bales	.....	964	964
Boats	Victoria	1	.....	1	.....	1 No.	38	.....	38
	Queensland ...	40	.....	40	3	43 ,,	3,978	240	4,218
	New Caledonia ...	2	.....	2	.....	2 ,,	23	.....	23
		43	.....	43	3	46 No.	4,039	240	4,279
Bone-dust	Great Britain ...	480	.....	480	.....	480 cwt.	120	.....	120
	Victoria	220	.....	220	.....	220 ,,	71	.....	71
	Tasmania	4,046	.....	4,046	.....	4,046 ,,	1,030	.....	1,030
	New Zealand ...	17,070	500	17,570	.....	17,570 ,,	5,450	.....	5,450
	Queensland ...	60	.....	60	.....	60 ,,	18	.....	18
	New Caledonia ...	36	.....	36	.....	36 ,,	12	.....	12
	Ceylon	300	.....	300	.....	300 ,,	90	.....	90
	Mauritius	5,400	.....	5,400	.....	5,400 ,,	1,620	.....	1,620
		27,612	500	28,112	.....	28,112 cwt.	8,411	.....	8,411
Bricks — Baths ...	Queensland ...	.....	.....	.....	3	3 pkgs.	.....	5	5
	New Caledonia ...	.....	.....	.....	13	13 ,,	.....	18	18
	Fiji Islands ...	.....	.....	.....	3	3 ,,	.....	4	4
		.....	.....	.....	19	19 pkgs.	.....	27	27
Bricks — Fire and Building	New Zealand ...	.....	.....	.....	500	500 No.	.....	6	6
	Queensland ...	.....	.....	.....	2,000	2,000 ,,	.....	23	23
	South Sea Islands ...	2,680	.....	2,680	.....	2,680 ,,	19	.....	19
	New Caledonia ...	7,000	.....	7,000	.....	7,000 ,,	28	.....	28
	Norfolk Island ...	.....	.....	.....	300	300 ,,	.....	6	6
	Fiji Islands ...	.....	.....	.....	500	500 ,,	.....	7	7
		9,680	.....	9,680	3,300	12,980 No.	47	42	89
Bran	Queensland ...	25,468	.....	25,468	3,890	29,358 bushls.	1,640	241	1,881
	New Caledonia ...	7,859	.....	7,859	.....	7,859 ,,	555	.....	555
	Fiji Islands ...	12	.....	12	.....	12 ,,	1	.....	1
	Mauritius	5,300	.....	5,300	.....	5,300 ,,	295	.....	295
		38,639	.....	38,639	3,890	42,529 bushls.	2,491	241	2,732
Brushware	Victoria	.....	.....	.....	16	16 pkgs.	.....	115	115
	Tasmania	.....	.....	.....	1	1 ,,	.....	22	22
	New Zealand ...	.....	.....	.....	9	9 ,,	.....	161	161
	Queensland ...	51	.....	51	85	136 ,,	99	739	838
	South Sea Islands ...	1	.....	1	6	7 ,,	1	8	9
	New Caledonia ...	50	.....	50	11	61 ,,	72	86	158
	Fiji Islands ...	9	.....	9	6	15 ,,	15	33	48
		111	.....	111	134	245 pkgs.	187	1,164	1,351
Building Materials ...	Victoria	3	.....	3	763	766 pkgs.	17	564	581
	New Zealand ...	12	.....	12	.....	12 ,,	5	.....	5
	Queensland ...	189	.....	189	2	191 ,,	309	20	329
	South Sea Islands ...	134	.....	134	20	154 ,,	375	120	495
	New Caledonia ...	80	.....	80	10	90 ,,	125	20	145
	Fiji Islands ...	2	.....	2	.....	2 ,,	70	.....	70
		420	.....	420	795	1,215 pkgs.	901	724	1,625
Butter and Cheese ...	Great Britain ...	71	.....	71	.....	71 cwt.	220	.....	220
	Victoria	973	.....	973	.....	973 ,,	5,932	.....	5,932
	South Australia ...	149	.....	149	10	159 ,,	641	50	691
	Tasmania	96¾	.....	96¾	3½	100¼ ,,	641	20	661
	New Zealand ...	310	51¼	361¼	.....	361¼ ,,	2,089	.....	2,089
	Queensland ...	5,711	.....	5,711	141	5,852 ,,	31,680	891	32,571
	South Sea Islands ...	38⅝	10⅜	49¼	1	50¼ ,,	314	5	319
	New Caledonia ...	639¼	.....	639¼	10	649¼ ,,	3,370	52	3,422
	Fiji Islands ...	92	.....	92	6¾	98¾ ,,	543	40	583
	Singapore	118½	.....	118½	.....	118½ ,,	627	.....	627
	San Francisco ...	3½	.....	3½	.....	3½ ,,	20	.....	20
	Mauritius	54	.....	54	.....	54 ,,	297	.....	297
	Honolulu	9	.....	9	.....	9 ,,	53	.....	53
	Java	53¼	.....	53¼	.....	53¼ ,,	328	.....	328
		8,318¾	62	8,380¾	172¼	8,553 cwt.	46,755	1,058	47,813

EXPORTS SEAWARD—*continued.*

Articles.	Countries to which Exported.	Quantities.					Value in Sterling.		
		Produce and Manufactures of the Colony.			British, Foreign, and other Colonial Produce and Manufactures.	Total.	Produce and Manufactures of the Colony.	British, Foreign, and other Colonial Produce and Manufactures.	Total.
		In British Vessels.	In Foreign Vessels.	Total.					
							£	£	£
Cabbage-tree ...	New Zealand ...	1	.....	1	.....	1 pkg.	4	.....	4
	Queensland ...	9	.....	9	.....	9 pkgs.	20	.....	20
		10	.....	10	.....	10 pkgs.	24	.....	24
Candles	New Zealand ...	.....	.....	.....	44,075	44,075 lbs.	.....	1,731	1,731
	Victoria	.....	.....	.....	41,250	41,250 „	.....	1,650	1,650
	Tasmania	.....	.....	.....	50	50 „	.....	2	2
	Queensland ...	.....	.....	.....	196,896	196,896 „	.....	8,512	8,512
	South Sea Islands...	.....	.....	.....	500	500 „	.....	20	20
	New Caledonia ...	.....	.....	.....	20,550	20,550 „	.....	818	818
	Fiji Islands ...	.....	.....	.....	5,325	5,325 „	.....	213	213
	Norfolk Island ...	.....	.....	.....	25	25 „	.....	1	1
		.....	.....	.....	308,671	308,671 lbs.	.....	12,947	12,947
Canvas	Great Britain ...	.....	.....	.....	2	2 pkgs.	.....	48	48
	Victoria	.....	.....	.....	9	9 „	.....	267	267
	Tasmania	.....	.....	.....	8	8 „	.....	336	336
	New Zealand ...	.....	.....	.....	37	37 „	.....	1,690	1,690
	Queensland ...	.....	.....	.....	53	53 „	.....	1,224	1,224
	New Caledonia ...	.....	.....	.....	9	9 „	.....	208	208
	Fiji Islands... ...	.....	.....	.....	8	8 „	.....	141	141
		.....	.....	.....	126	126 pkgs.	.....	3,914	3,914
Carpets and Rugs	Victoria	.....	.....	.....	2	2 pkgs.	.....	5	5
	Tasmania	.....	.....	.....	3	3 „	.....	19	19
	New Zealand ...	.....	.....	.....	1	1 „	.....	10	10
	Queensland ...	.....	.....	.....	19	19 „	.....	281	281
	Fiji Islands ...	.....	.....	.....	9	9 „	.....	96	96
		.....	.....	.....	34	34 pkgs.	.....	411	411
Carriages, Gigs, and Bicycles	Victoria	15	.....	15	1	16 No.	1,346	40	1,386
	Tasmania	2	.....	2	1	3 „	75	60	135
	New Zealand ...	32	.....	32	.....	32 „	1,189	.....	1,189
	Queensland ...	91	.....	91	17	108 „	4,706	1,470	6,176
	South Sea Islands...	2	.....	2	.....	2 „	52	.....	52
	New Caledonia ...	4	.....	4	.....	4 „	192	.....	192
	San Francisco ...	.....	.....	.....	1	1 „	.....	180	180
		146	.....	146	20	166 No.	7,560	1,750	9,310
Carriage and Cart Materials	Victoria	8	.....	8	27	35 pkgs.	14	49	63
	South Australia ...	62	.....	62	58	120 „	50	45	95
	New Zealand ...	779	.....	779	.....	779 „	1,625	.....	1,625
	Queensland ...	100	.....	100	1,734	1,834 „	156	851	1,007
	New Caledonia ...	38	.....	38	118	156 „	79	112	191
	Fiji Islands ...	16	.....	16	.....	16 „	51	.....	51
		1,003	.....	1,003	1,937	2,940 pkgs.	1,975	1,057	3,032
Carts, Drays, and Waggons	Victoria	.....	.....	.....	2	2 No.	.....	120	120
	New Zealand ...	298	.....	298	.....	298 „	3,280	.....	3,280
	Queensland ...	42	.....	42	.....	42 „	1,717	.....	1,717
	South Sea Islands...	50	16	66	.....	66 „	765	.....	765
	New Caledonia ...	15	.....	15	.....	15 „	199	.....	199
	Fiji Islands ...	8	.....	8	.....	8 „	76	.....	76
	Norfolk Island ...	5	.....	5	.....	5 „	60	.....	60
		418	16	434	2	436 No.	6,097	120	6,217
Casks (Empty)...	Victoria	.....	.....	.....	300	300 No.	.....	76	76
	South Australia ...	600	.....	600	22	622 „	325	10	335
	New Zealand ...	294	.....	294	565	859 „	193	313	506
	Queensland ...	32	.....	32	50	82 „	18	38	56
	South Sea Islands	173	.....	173	.....	173 „	96	.....	96
		100	.....	100	.....	100 tuns	400	.....	400
		1,099	.....	1,099	937	2,036 No. & 100 tuns	1,032	437	1,469
		100	.....	100	.....				
Cement	New Zealand ...	.....	.....	.....	110	110 casks	.....	90	90
	Queensland ...	.....	.....	.....	131	131 „	.....	109	109
	South Sea Islands...	.....	.....	.....	3	3 „	.....	3	3
	New Caledonia ...	.....	.....	.....	800	800 „	.....	720	720
	Fiji Islands ...	.....	.....	.....	24	24 „	.....	24	24
		.....	.....	.....	1,068	1,068 casks	.....	946	946

EXPORTS SEAWARD—*continued.*

Articles.	Countries to which Exported.	Quantities.					Value in Sterling.		
		Produce and Manufactures of the Colony.			British, Foreign, and other Colonial Produce and Manufactures.	Total.	Produce and Manufactures of the Colony.	British, Foreign, and other Colonial Produce and Manufactures.	Total.
		In British Vessels.	In Foreign Vessels.	Total.					
							£	£	£
Chain Cable	New Zealand ...	.....	.....	.....	30	30 cwt.	.....	40	40
	Queensland ...	.....	.....	.....	271	271 „	.....	340	340
	Fiji Islands ...	.....	.....	.....	325	325 „	.....	425	425
		.....	.....	.....	626	626 cwt.	.....	805	805
Chicory	Victoria	.....	.....	.....	2,022	2,022 lbs.	.....	25	25
	Queensland ...	.....	.....	.....	27,552	27,552 „	.....	366	366
	New Caledonia ...	.....	.....	.....	224	224 „	.....	3	3
		.....	.....	.....	29,798	29,798 lbs.	.....	394	394
Chinese Provisions ...	Victoria	.....	.....	.....	12	12 pkgs.	.....	55	55
	New Zealand ...	.....	.....	.....	16	16 „	.....	19	19
	Queensland ...	.....	.....	.....	257	257 „	.....	506	506
	South Sea Islands ...	.....	.....	.....	2	2 „	.....	3	3
	Hong Kong ...	.....	.....	.....	26	26 „	.....	36	36
		.....	.....	.....	313	313 pkgs.	.....	619	619
Chinese Goods ...	Victoria	.....	.....	.....	33	33 pkgs.	.....	49	49
	New Zealand ...	.....	.....	.....	3	3 „	.....	7	7
	Queensland ...	.....	.....	.....	1,276	1,276 „	.....	6,229	6,229
	New Caledonia ...	.....	.....	.....	9	9 „	.....	23	23
	Fiji Islands ...	.....	.....	.....	62	62 „	.....	253	253
		.....	.....	.....	1,383	1,383 pkgs.	.....	6,561	6,561
Chocolate and Cocoa	Victoria	.....	.....	.....	672	672 lbs.	.....	33	33
	Tasmania	.....	.....	.....	1,792	1,792 „	.....	93	93
	New Zealand ...	.....	.....	.....	896	896 „	.....	44	44
	Queensland ...	.....	.....	.....	15,116	15,116 „	.....	900	900
	South Sea Islands ...	.....	.....	.....	112	112 „	.....	6	6
	New Caledonia ...	.....	.....	.....	784	784 „	.....	47	47
	Fiji Islands ...	.....	.....	.....	648	648 „	.....	35	35
		.....	.....	.....	20,020	20,020 lbs.	.....	1,158	1,158
Clocks and Watches	Great Britain ...	.....	.....	.....	1	1 pkg.	.....	80	80
	Victoria	.....	.....	.....	21	21 pkgs.	.....	318	318
	Tasmania	.....	.....	.....	26	26 „	.....	122	122
	New Zealand ...	.....	.....	.....	56	56 „	.....	272	272
	Queensland ...	.....	.....	.....	298	298 „	.....	1,669	1,669
	South Sea Islands ...	.....	.....	.....	3	3 „	.....	12	12
	New Caledonia ...	.....	.....	.....	25	25 „	.....	92	92
	Fiji Islands ...	.....	.....	.....	15	15 „	.....	42	42
		.....	.....	.....	445	445 pkgs.	.....	2,607	2,607
Coals	Victoria	245,964	840	246,804	.....	246,804 tons.	171,536	.....	171,536
	South Australia ...	103,571	2,437	106,008	.....	106,008 „	66,509	.....	66,509
	Tasmania	15,109	.....	15,109	.....	15,109 „	10,576	.....	10,576
	New Zealand ...	140,583	2,895	143,478	.....	143,478 „	100,466	.....	100,466
	Queensland ...	6,954	.....	6,954	.....	6,954 „	4,622	.....	4,622
	Western Australia ...	500	.....	500	.....	500 „	365	.....	365
	South Sea Islands ...	1,552	.....	1,552	.....	1,552 „	1,418	.....	1,418
	New Caledonia ...	4,342	576	4,918	.....	4,918 „	3,722	.....	3,722
	Point de Galle ...	9,143	800	9,943	.....	9,943 „	8,471	.....	8,471
	Hong Kong ...	64,193	26,020	90,213	.....	90,213 „	71,616	.....	71,616
	San Francisco ...	102,246	20,616	122,862	.....	122,862 „	92,831	.....	92,831
	Mauritius	5,099	1,860	6,959	.....	6,959 „	5,006	.....	5,006
	Manila	20,275	3,656	23,931	.....	23,931 „	17,753	.....	17,753
	Ceylon	757	.....	757	.....	757 „	645	.....	645
	Petropaulovski ...	11,334	4,417	15,751	.....	15,751 „	11,764	.....	11,764
	Nagapatam ...	1,000	.....	1,000	.....	1,000 „	1,000	.....	1,000
	Honolulu	1,163	1,896	3,059	.....	3,059 „	2,541	.....	2,541
	Singapore	14,734	4,245	18,979	.....	18,979 „	16,143	.....	16,143
	Madras	2,851	.....	2,851	.....	2,851 „	1,974	.....	1,974
	Bombay	1,819	.....	1,819	.....	1,819 „	1,273	.....	1,273
	Guam	6,968	2,416	9,384	.....	9,384 „	6,485	.....	6,485
	Calcutta	4,678	.....	4,678	.....	4,678 „	3,484	.....	3,484
	Java	11,288	12,192	23,480	.....	23,480 „	17,229	.....	17,229
	Japan	10,505	1,909	12,414	.....	12,414 „	9,903	.....	9,903
	China	35,249	5,366	40,615	.....	40,615 „	34,065	.....	34,065
	Pedang	2,260	1,678	3,938	.....	3,938 „	2,756	.....	2,756
	Fiji Islands ...	399	.....	399	.....	399 „	361	.....	361
	Portland (United States)	1,178	.....	1,178	.....	1,178 „	825	.....	825
	Callao	2,969	600	3,569	.....	3,569 „	2,931	.....	2,931
	Valparaiso	2,450	200	2,650	.....	2,650 „	1,998	.....	1,998
	Iquique (South America)	730	.....	730	.....	730 „	690	.....	690
	Astoria (United States)	525	.....	525	.....	525 „	525	.....	525
		832,388	94,619	927,007	.....	927,007 tons.	671,483	.....	671,483

EXPORTS SEAWARD—*continued.*

Articles.	Countries to which Exported.	Quantities.					Value in Sterling.		
		Produce and Manufactures of the Colony.			British, Foreign, and other Colonial Produce and Manufactures.	Total.	Produce and Manufactures of the Colony.	British, Foreign, and other Colonial Produce and Manufactures.	Total.
		In British Vessels.	In Foreign Vessels.	Total.					
							£	£	£
Coffee (Raw and Ground)	Victoria	.....	.....	.....	180,474	180,474 lbs.	.....	8,871	8,871
	South Australia ...	.....	.....	.....	612	612 „	.....	51	51
	New Zealand ...	.....	.....	.....	38,159	38,159 „	.....	2,047	2,047
	Queensland ...	11,406	.....	11,406	20,472	31,878 „	683	1,099	1,782
	South Sea Islands ...	816	.....	816	2,128	2,944 „	46	97	143
	New Caledonia ...	1,056	.....	1,056	82,076	83,132 „	65	3,655	3,720
	Fiji Islands... ...	3,032	.....	3,032	1,024	4,056 „	168	56	224
	China	.....	.....	.....	161	161 „	.....	10	10
	San Francisco ...	.....	.....	.....	931	931 „	.....	59	59
	Hong Kong ...	.....	.....	.....	942	942 „	.....	53	53
		16,310	.....	16,310	326,979	343,289 lbs.	962	15,998	16,960
Cocoanuts	Victoria	.....	.....	.....	17,946	17,946 No.	.....	183	183
	Tasmania	.....	.....	.....	1,652	1,652 „	.....	17	17
	New Zealand ...	.....	.....	.....	1,344	1,344 „	.....	14	14
	Queensland ...	.....	.....	.....	2,088	2,088 „	.....	21	21
		.....	.....	.....	23,030	23,030 No.	.....	235	235
Coin ... Silver ...	Great Britain ...	.....	.....	.....	3	3 boxes	.....	324	324
	Victoria	.....	.....	.....	7	7 „	.....	2,000	2,000
	New Zealand ...	.....	.....	.....	19	19 „	.....	5,200	5,200
	Fiji Islands... ...	.....	.....	.....	2	2 „	.....	500	500
	Queensland ...	.....	.....	.....	8	8 „	.....	3,000	3,000
		.....	.....	.....	39	39 boxes	.....	11,024	11,024
Gold ...	Great Britain ...	373	.....	373	.....	373 boxes	1,806,952	.....	1,806,952
	Victoria	4	.....	4	.....	4 „	16,000	.....	16,000
	New Zealand ...	4	.....	4	.....	4 „	20,000	.....	20,000
	Queensland ...	18	.....	18	.....	18 „	70,200	.....	70,200
	South Sea Islands...	2	.....	2	.....	2 „	8,000	.....	8,000
	New Caledonia ...	2	.....	2	.....	2 „	8,000	.....	8,000
	Point de Galle ...	19	.....	19	.....	19 „	95,000	.....	95,000
	Hong Kong ...	33	.....	33	.....	33 „	48,842	.....	48,842
	Mauritius	2	.....	2	.....	2 „	1,268	.....	1,268
	Singapore	2	.....	2	.....	2 „	4,029	.....	4,029
	Fiji Islands... ...	1	.....	1	.....	1 „	1,800	.....	1,800
	Java	1	.....	1	.....	1 „	2,500	.....	2,500
		461	.....	461	.....	461 boxes	2,082,591	.....	2,082,591
Copper ...	Victoria	.....	.....	.....	25	25 boxes	.....	500	500
	New Zealand ...	.....	.....	.....	2	2 „	.....	25	25
	Queensland ...	.....	.....	.....	1	1 „	.....	20	20
		.....	.....	.....	28	28 boxes	.....	545	545
Coke	Victoria	3	.....	3	.....	3 tons	6	.....	6
	South Australia ...	5	.....	5	.....	5 „	10	.....	10
	New Zealand ...	813	24	837	.....	837 „	1,828	.....	1,828
	Queensland ...	5	.....	5	.....	5 „	10	.....	10
	New Caledonia ...	12	.....	12	.....	12 „	18	.....	18
	Hong Kong ...	33	.....	33	.....	33 „	66	.....	66
	San Francisco ...	322	134	456	.....	456 „	989	.....	989
		1,193	158	1,351	.....	1,351 tons	2,927	.....	2,927
Church Ornaments ...	New Zealand ...	.....	.....	.....	9	9 pkgs.	.....	64	64
	South Sea Islands ...	.....	.....	.....	3	3 „	.....	26	26
	New Caledonia ...	.....	.....	.....	8	8 „	.....	113	113
		.....	.....	.....	20	20 pkgs.	.....	203	203
Confectionery and Preserves	Great Britain ...	.....	.....	.....	3	3 pkgs.	.....	4	4
	Victoria	45	.....	45	.....	45 „	123	.....	123
	Tasmania	.....	.....	.....	14	14 „	.....	29	29
	New Zealand ...	.....	.....	.....	376	376 „	.....	704	704
	Queensland ...	110	.....	110	2,629	2,739 „	529	6,344	6,873
	South Sea Islands ...	12	.....	12	57	69 „	52	119	171
	New Caledonia ...	48	.....	48	241	289 „	186	536	722
	Point de Galle ...	.....	.....	.....	40	40 „	.....	63	63
	Fiji Islands... ...	11	.....	11	211	222 „	65	449	514
	Norfolk Island ...	.....	.....	.....	1	1 „	.....	2	2
	Honolulu	.....	.....	.....	2	2 „	.....	4	4
	Madras	.....	.....	.....	2	2 „	.....	5	5
		226	.....	226	3,576	3,802 pkgs.	955	8,259	9,214

EXPORTS SEAWARD—*continued.*

Articles.	Countries to which Exported.	Quantities.					Value in Sterling.		
		Produce and Manufactures of the Colony.			British, Foreign, and other Colonial Produce and Manufactures.	Total.	Produce and Manufactures of the Colony.	British, Foreign, and other Colonial Produce and Manufactures.	Total.
		In British Vessels.	In Foreign Vessels.	Total.					
							£	£	£
Copper (old)	Hong Kong ...	.....	.....	.....	1,181	1,181 cwt.	.....	3,147	3,147
Copper — Raw ...	Great Britain ...	45,800½	.....	45,800½	46,310½	92,111 cwt.	192,410	190,816	383,226
	Victoria	24,551	.....	24,551	3,079¾	27,630¾ „	104,746	13,009	117,755
	New Zealand ...	22	.....	22	.....	22 „	98	.....	98
	Tasmania	.....	.....	.....	20	20 „	.....	75	75
	Queensland ...	20	.....	20	32	52 „	80	138	218
		70,393½	.....	70,393½	49,442¼	119,835¾ cwt.	297,334	204,038	501,372
Copper — Manufactured	New Zealand ...	.....	.....	.....	6	6 cases	.....	54	54
	Queensland ...	.....	.....	.....	4	4 „	.....	48	48
	South Sea Islands ...	.....	.....	.....	1	1 „	.....	5	5
	New Caledonia ...	.....	.....	.....	4	4 „	.....	22	22
	Fiji Islands ...	.....	.....	.....	1	1 „	.....	8	8
		.....	.....	.....	16	16 cases	.....	137	137
Copper — Ore	Great Britain ...	341	.....	341	1,935	2,276 cwt.	890	3,135	4,025
Copra	Great Britain ...	.....	.....	.....	30,563	30,563 cwt.	.....	20,658	20,658
Candle Nuts	Great Britain ...	.....	.....	.....	2,889	2,889 cwt.	.....	260	260
Cordage	Great Britain ...	.....	.....	.....	5	5 pkgs.	.....	30	30
	Victoria	57	.....	57	22	79 „	73	79	152
	New Zealand ...	399	.....	399	158	557 „	1,025	546	1,571
	Tasmania	.....	.....	.....	31	31 „	.....	37	37
	Queensland ...	775	.....	775	843	1,618 „	1,666	2,230	3,896
	South Sea Islands ...	9	.....	9	55	64 „	16	114	130
	New Caledonia ...	40	.....	40	137	177 „	79	353	432
	Fiji Islands ...	24	.....	24	201	225 „	66	496	562
	Norfolk Island ...	.....	.....	.....	6	6 „	.....	16	16
	Singapore	.....	.....	.....	4	4 „	.....	36	36
		1,304	.....	1,304	1,462	2,766 pkgs.	2,925	3,937	6,862
Cordials...	Queensland ...	11	.....	11	768	779 pkgs.	12	640	652
Corks and Bungs ...	Great Britain ...	.....	.....	.....	6	6 pkgs.	.....	60	60
	Queensland...	.....	.....	.....	29	29 „	.....	134	134
	South Sea Islands...	.....	.....	.....	6	6 „	.....	21	21
	New Caledonia ...	.....	.....	.....	11	11 „	.....	73	73
		.....	.....	.....	52	52 pkgs.	.....	288	288
Cotton (Raw) ...	Great Britain ...	.....	.....	.....	2,098	2,098 bales	.....	40,233	40,233
	Hong Hong ...	.....	.....	.....	5	5 „	.....	110	110
		.....	.....	.....	2,103	2,103 bales	.....	40,343	40,343
Cotton (Waste) ...	Victoria	.....	.....	.....	2	2 pkgs.	.....	9	9
	New Zealand ...	.....	.....	.....	4	4 „	.....	50	50
	Queensland ...	.....	.....	.....	5	5 „	.....	56	56
		.....	.....	.....	11	11 pkgs.	.....	115	115
Candlewick	Queensland ...	.....	.....	.....	2	2 pkgs.	.....	13	13
Curiosities	Great Britain ...	.....	.....	.....	9	9 pkgs.	.....	71	71
	Victoria	1	.....	1	5	6 „	4	9	13
	New Zealand ...	29	.....	29	11	40 „	18	74	92
	Queensland ...	.....	.....	.....	2	2 „	.....	6	6
	San Francisco ...	.....	.....	.....	1	1 „	.....	2	2
	Mauritius	.....	.....	.....	1	1 „	.....	10	10
	Brindisi	1	.....	1	.....	1 „	4	.....	4
		31	.....	31	29	60 pkgs.	26	172	198
Cutlery	Great Britain ...	.....	.....	.....	1	1 pkg.	.....	15	15
	Victoria	.....	.....	.....	5	5 „	.....	166	166
	New Zealand ...	.....	.....	.....	15	15 „	.....	330	330
	Queensland ...	.....	.....	.....	48	48 „	.....	1,068	1,068
	South Sea Islands...	.....	.....	.....	5	5 „	.....	70	70
	New Caledonia ...	.....	.....	.....	11	11 „	.....	170	170
	Fiji Islands ...	.....	.....	.....	13	13 „	.....	311	311
		.....	.....	.....	98	98 pkgs.	.....	2,130	2,130

EXPORTS SEAWARD—*continued.*

Articles.	Countries to which Exported.	Quantities.					Value in Sterling.		
		Produce and Manufactures of the Colony.			British, Foreign, and other Colonial Produce and Manufactures.	Total.	Produce and Manufactures of the Colony.	British, Foreign, and other Colonial Produce and Manufactures.	Total.
		In British Vessels.	In Foreign Vessels.	Total.					
							£	£	£
Drugs and Medicines	Victoria	108	.....	108	85	193 pkgs.	305	701	1,006
	Tasmania	3	.....	3	18	21 „	14	126	140
	New Zealand ...	100	.....	100	164	264 „	536	1,106	1,642
	Queensland... ...	75	.....	75	2,535	2,610 „	219	17,503	17,722
	South Sea Islands ...	.....	.....	.....	37	37 „	.....	329	329
	New Caledonia ...	10	.....	10	87	97 „	42	468	510
	Fiji Islands ...	.....	.....	.....	75	75 „	.....	464	464
	Norfolk Island ...	.....	.....	.....	2	2 „	.....	9	9
	Singapore	.....	.....	.....	16	16 „	.....	54	54
		296	.....	296	3,019	3,315 pkgs.	1,116	20,760	21,876
Dynamite	New Caledonia ...	.....	.....	.....	20	20 lbs.	.....	2	2
	Fiji Islands... ...	.....	.....	.....	20	20 „	.....	2	2
		.....	.....	.....	40	40 lbs.	.....	4	4
Drain Pipes	New Caledonia ...	22	.....	22	.....	22 No.	3	.....	3
Earthenware and China	Great Britain ...	.....	.....	.....	2	2 pkgs.	.....	8	8
	Victoria	.....	.....	.....	15	15 „	.....	95	95
	New Zealand ...	.....	.....	.....	31	31 „	.....	296	296
	Queensland... ...	.....	.....	.....	1,056	1,056 „	.....	14,724	14,724
	South Sea Islands ...	.....	.....	.....	9	9 „	.....	43	43
	New Caledonia ...	.....	.....	.....	40	40 „	.....	340	340
	Fiji Islands... ...	.....	.....	.....	55	55 „	.....	716	716
	Norfolk Island ...	.....	.....	.....	5	5 „	.....	20	20
		.....	.....	.....	1,213	1,213 pkgs.	.....	16,242	16,242
Eggs	Victoria	26	.....	26	.....	26 pkgs.	83	.....	83
	South Australia ...	3	.....	3	.....	3 „	5	.....	5
	Queensland ...	33	.....	33	.....	33 „	114	.....	114
	New Caledonia ...	52	.....	52	.....	52 „	201	.....	201
	Fiji Islands... ...	1	.....	1	.....	1 „	4	.....	4
		115	.....	115	.....	115 pkgs.	407	.....	407
Exhibits	Victoria	84	.....	84	2	86 pkgs.	291	50	341
	San Francisco ...	19	.....	19	.....	19 „	260	.....	260
		103	.....	103	2	105 pkgs.	551	50	601
Felt	Victoria	.....	.....	.....	3	3 pkgs.	.....	16	16
	New Zealand ...	.....	.....	.....	4	4 „	.....	20	20
	Queensland ...	.....	.....	.....	14	14 „	.....	41	41
		.....	.....	.....	21	21 pkgs.	.....	77	77
Fish (Salt, Dried, and Fresh)	Victoria	354	.....	354	29	383 pkgs.	389	60	449
	Tasmania	.....	.....	.....	3	3 „	.....	12	12
	New Zealand ...	.....	.....	.....	3	3 „	.....	8	8
	Queensland... ...	139	.....	139	1,121	1,260 „	244	2,449	2,693
	South Sea Islands ...	.....	.....	.....	8	8 „	.....	19	19
	New Caledonia ...	1	.....	1	268	269 „	3	749	752
	Fiji Islands ...	.....	.....	.....	5	5 „	.....	19	19
	Hong Kong ...	66	.....	66	2	68 „	54	6	60
	Mauritius	.....	.....	.....	6	6 „	.....	12	12
	South Australia ...	.....	.....	.....	1	1 „	.....	5	5
		560	.....	560	1,446	2,006 pkgs.	690	3,339	4,029
Fireworks	Tasmania	.....	.....	.....	28	28 pkgs.	.....	30	30
	Queensland ...	.....	.....	.....	47	47 „	.....	126	126
		.....	.....	.....	75	75 pkgs.	.....	156	156
Fuze	New Zealand ...	.....	.....	.....	2	2 pkgs.	.....	21	21
	Queensland ...	.....	.....	.....	31	31 „	.....	326	326
	New Caledonia ...	.....	.....	.....	29	29 „	.....	181	181
	Fiji Islands... ...	.....	.....	.....	1	1 „	.....	2	2
		.....	.....	.....	63	63 pkgs.	.....	530	530
Floorcloth	Tasmania	.....	.....	.....	2	2 pkgs.	.....	28	28
	Queensland ...	.....	.....	.....	13	13 „	.....	116	116
	New Caledonia ...	.....	.....	.....	4	4 „	.....	35	35
	Fiji Islands ...	.....	.....	.....	4	4 „	.....	29	29
		.....	.....	.....	23	23 pkgs.	.....	208	208

EXPORTS SEAWARD—*continued.*

Articles.	Countries to which Exported.	Quantities. Produce and Manufactures of the Colony. In British Vessels.	In Foreign Vessels.	Total.	British, Foreign, and other Colonial Produce and Manufactures.	Total.	Value in Sterling. Produce and Manufactures of the Colony.	British, Foreign, and other Colonial Produce and Manufactures.	Total.
							£	£	£
Fibre	Great Britain ...	.....	.....	.....	98	98 pkgs.	.....	301	301
	Victoria	.....	.....	.....	110	110 „	.....	237	237
	New Zealand ...	.....	.....	.....	28	28 „	.....	59	59
	Queensland ...	.....	.....	.....	1,170	1,170 „	.....	585	585
	New Caledonia ...	.....	.....	.....	60	60 „	.....	30	30
	Fiji Islands ...	.....	.....	.....	1	1 „	.....	3	3
		.....	.....	.....	1,467	1,467 pkgs.	.....	1,215	1,215
Flour	Great Britain ...	.....	.....	.....	40,074	40,074 cwt.	.....	24,859	24,859
	New Zealand ...	600	.....	600	3,540	4,140 „	375	2,277	2,652
	Queensland... ...	5,525	.....	5,525	32,036	37,561 „	3,636	20,630	24,266
	South Sea Islands ...	746	50	796	997	1,793 „	509	655	1,164
	New Caledonia ...	2,822	.....	2,822	4,862	7,684 „	1,821	3,007	4,828
	Fiji Islands... ...	762	.....	762	1,748	2,510 „	506	1,108	1,614
	Norfolk Island ...	.....	.....	.....	90	90 „	.....	53	53
	Ceylon	200	.....	200	.....	200 „	140	.....	140
	Singapore	.....	.....	.....	5,020	5,020 „	.....	2,950	2,950
	Java	.....	.....	.....	3,540	3,540 „	.....	2,200	2,200
	Madras	40	.....	40	40	80 „	26	28	54
		10,695	50	10,745	91,947	102,692 cwt.	7,013	57,767	64,780
Flour (Corn) ...	Victoria	2	.....	2	.....	2 pkgs.	2	.....	2
	South Australia ...	.....	.....	.....	7	7 „	.....	10	10
	Tasmania	10	.....	10	.....	10 „	18	.....	18
	New Zealand ...	40	.....	40	.....	40 „	40	.....	40
	Queensland ...	1,047	.....	1,047	163	1,210 „	1,068	195	1,263
	South Sea Islands ...	20	.....	20	3	23 „	14	3	17
	New Caledonia ...	3	.....	3	16	19 „	4	14	18
	Fiji Islands... ...	10	.....	10	6	16 „	11	6	17
		1,132	.....	1,132	195	1,327 pkgs.	1,157	228	1,385
Fruit — Green ...	Victoria	90,975	.....	90,975	415	91,390 pkgs.	26,645	242	26,887
	South Australia ...	22	.....	22	.....	22 „	17	.....	17
	Tasmania	2,558	.....	2,558	.....	2,558 „	845	.....	845
	New Zealand ...	14,805	.....	14,805	212	15,017 „	4,902	95	4,997
	Queensland ...	50,807	.....	50,807	2,471	53,278 „	18,133	980	19,113
	South Sea Islands ...	.....	10	10	.....	10 „	6	.....	6
	New Caledonia ...	567	.....	567	16	583 „	294	8	302
	Fiji Islands... ...	154	.....	154	.....	154 „	87	.....	87
	San Francisco ...	940	.....	940	.....	940 „	494	.....	494
	Singapore	6	.....	6	.....	6 „	3	.....	3
	Java	7	.....	7	.....	7 „	3	.....	3
	Calcutta	2	.....	2	.....	2 „	2	.....	2
	Madras	2	.....	2	.....	2 „	2	.....	2
	Western Australia...	52	.....	52	.....	52 „	18	.....	18
		160,897	10	160,907	3,114	164,021 pkgs.	51,451	1,325	52,776
Fruit — Dried ...	Victoria	.....	.....	.....	745	745 cwt.	.....	1,918	1,918
	Tasmania	.....	.....	.....	79¼	79¼ „	.....	225	225
	New Zealand ...	.....	.....	.....	921	921 „	.....	1,373	1,373
	Queensland ...	.....	.....	.....	4,023½	4,023½ „	.....	10,111	10,111
	South Sea Islands ...	.....	.....	.....	18	18 „	.....	59	59
	New Caledonia ...	.....	.....	.....	131½	131½ „	.....	466	466
	Western Australia...	.....	.....	.....	1	1 „	.....	3	3
	Fiji Islands... ...	.....	.....	.....	64¾	64¾ „	.....	163	163
		.....	.....	.....	5,984	5,984 cwt.	.....	14,318	14,318
Furniture	Great Britain ...	.....	.....	.....	3	3 pkgs.	.....	96	96
	Victoria	6	.....	6	7	13 „	36	101	137
	South Australia ...	10	.....	10	.....	10 „	60	.....	60
	New Zealand ...	18	.....	18	233	251 „	178	2,344	2,522
	Queensland ...	388	.....	388	1,476	1,864 „	4,256	8,368	12,624
	South Sea Islands ...	2	.....	2	4	6 „	4	23	27
	New Caledonia ...	81	.....	81	135	216 „	440	763	1,203
	Fiji Islands... ...	47	.....	47	94	141 „	380	712	1,092
		552	.....	552	1,952	2,504 pkgs.	5,354	12,407	17,761
Fungus	Queensland ...	.....	.....	.....	2	2 pkgs.	.....	7	7
	Hong Kong ...	.....	.....	.....	1,990	1,990 „	.....	8,135	8,135
		.....	.....	.....	1,992	1,992 pkgs.	.....	8,142	8,142

EXPORTS SEAWARD—*continued.*

Articles.	Countries to which Exported.	Quantities.					Value in Sterling.		
		Produce and Manufactures of the Colony.			British, Foreign, and other Colonial Produce and Manufactures.	Total.	Produce and Manufactures of the Colony.	British, Foreign, and other Colonial Produce and Manufactures.	Total.
		In British Vessels.	In Foreign Vessels.	Total.					
							£	£	£
Fireclay	Victoria	.....	.....	.....	220	220 cwt.	.....	33	33
	Queensland ...	105	.....	105	.....	105 ,,	13	.....	13
	New Caledonia ...	.....	.....	.....	10	10 ,,	.....	2	2
	Fiji Islands ...	20	.....	20	.....	20 ,,	3	.....	3
		125	.....	125	230	355 cwt.	16	35	51
Fire-tiles	Queensland ...	401	.....	401	240	641 No.	5	4	9
Glassware	Great Britain ...	.....	.....	.....	2	2 pkgs.	.....	13	13
	Victoria	.....	.....	.....	30	30 ,,	.....	301	301
	Tasmania	.....	.....	.....	36	36 ,,	.....	219	219
	New Zealand ...	.....	.....	.....	79	79 ,,	.....	653	653
	Queensland ...	.....	.....	.....	557	557 ,,	.....	5,176	5,176
	South Sea Islands ...	.....	.....	.....	6	6 ,,	.....	33	33
	New Caledonia ...	.....	.....	.....	57	57 ,,	.....	284	284
	Fiji Islands ...	.....	.....	.....	44	44 ,,	.....	262	262
		.....	.....	.....	811	811 pkgs.	.....	6,941	6,941
Glass (Broken) ...	Hong Kong ...	.....	.....	.....	176	176 pkgs.	.....	273	273
Glass—Looking ...	Tasmania	.....	.....	.....	1	1 pkg.	.....	22	22
	Queensland ...	.....	.....	.....	19	19 pkgs.	.....	260	260
	New Caledonia ...	.....	.....	.....	1	1 ,,	.....	8	8
	Fiji Islands ...	.....	.....	.....	4	4 ,,	.....	21	21
		.....	.....	.....	25	25 pkgs.	.....	311	311
Glass—Window and Plate	Queensland ...	.....	.....	.....	132	132 pkgs.	.....	310	310
	Tasmania	.....	.....	.....	1	1 ,,	.....	2	2
	South Sea Islands ...	.....	.....	.....	8	8 ,,	.....	21	21
	New Caledonia ...	.....	.....	.....	140	140 ,,	.....	169	169
	Fiji Islands ...	.....	.....	.....	26	26 ,,	.....	51	51
		.....	.....	.....	307	307 pkgs.	.....	553	553
Glue	Great Britain ...	348	.....	348	.....	348 pkgs.	912	.....	912
	Victoria	22	.....	22	.....	22 ,,	32	.....	32
	South Australia ...	.....	.....	.....	6	6 ,,	.....	8	8
	Tasmania	10	.....	10	5	15 ,,	30	29	59
	New Zealand ...	6	.....	6	.....	6 ,,	14	.....	14
	Queensland ...	10	.....	10	11	21 ,,	26	31	57
	Hong Kong ...	1	.....	1	.....	1 ,,	2	.....	2
		397	.....	397	22	419 pkgs.	1,016	68	1,084
Gold—Bars ...	Singapore	ozs. dwts. 491 5	.....	ozs. dwts. 491 5	.....	ozs. dwts. 491 5	2,005	.....	2,005
	Calcutta	831 1¼	.....	831 1¼	.....	831 1¼	3,390	.....	3,390
	Point de Galle ...	49 2½	.....	49 2½	.....	49 2½	200	.....	200
		1,371 8¾	.....	1,371 8¾	.....	1,371 8¾	5,595	.....	5,595
Gold—Dust... ...	Victoria	ozs. dwts. 9 5	.....	ozs. dwts. 9 5	.....	ozs. dwts. 9 5	34	.....	34
	Hong Kong ...	1,721 16	.....	1,721 16	.....	1,721 16	6,285	.....	6,285
		1,731 1	.....	1,731 1	.....	1,731 1	6,319	.....	6,319
Grain—Barley ...	Victoria	3,749	.....	3,749	3,482	7,231 bushels	749	608	1,357
	South Australia ...	.....	.....	.....	500	500 ,,	.....	100	100
	New Zealand ...	7	.....	7	.....	7 ,,	2	.....	2
	Queensland ...	1,925	.....	1,925	20	1,945 ,,	374	4	378
	New Caledonia ...	174	.....	174	24	198 ,,	38	4	42
		5,855	.....	5,855	4,026	9,881 bushels	1,163	716	1,879
Grain—Beans & Pease (Split & green)	Victoria	640	.....	640	30	670 bushels	194	15	209
	New Zealand ...	.....	.....	.....	13	13 ,,	.....	11	11
	Queensland ...	951	.....	951	402	1,353 ,,	369	280	649
	Fiji Islands ...	6	.....	6	.....	6 ,,	3	.....	3
	New Caledonia ...	39	.....	39	38	77 ,,	8	25	33
		1,636	.....	1,636	483	2,119 bushels	574	331	905
Grain—Maize ...	Victoria	513,639	.....	513,639	.....	513,639 bushels	100,287	.....	100,287
	Tasmania	929	.....	929	.....	929 ,,	213	.....	213
	New Zealand ...	21,764	2,439	24,203	.....	24,203 ,,	5,049	.....	5,049
	Queensland ...	69,615	.....	69,615	.....	69,615 ,,	13,513	.....	13,513
	New Caledonia ...	2,854	70	2,924	.....	2,924 ,,	666	.....	666
	Fiji Islands ...	50	.....	50	.....	50 ,,	10	.....	10
		608,851	2,509	611,360	.....	611,360 bushels	119,738	.....	119,738

EXPORTS SEAWARD—*continued.*

Articles.	Countries to which Exported.	Quantities. Produce and Manufactures of the Colony. In British Vessels.	In Foreign Vessels.	Total.	British, Foreign, and other Colonial Produce and Manufactures.	Total.	Value in Sterling. Produce and Manufactures of the Colony.	British, Foreign, and other Colonial Produce and Manufactures.	Total.
							£	£	£
Grain—*contd.* Oats	Victoria	8,293	.....	8,293	24,870	33,163 bushls	1,617	4,907	6,524
	South Australia	1,764	.....	1,764	.....	1,764 „	352	.....	352
	Queensland	13,522	.....	13,522	3,680	17,202 „	2,574	701	3,275
	New Caledonia	272	.....	272	.....	272 „	59	.....	59
		23,851	.....	23,851	28,550	52,401 bushls	4,602	5,608	10,210
Rice	Victoria	.....	.....	.....	1,678	1,678 cwt.	.....	1,406	1,406
	Tasmania	.....	.....	.....	195	195 „	.....	188	188
	New Zealand	.....	.....	.....	864	864 „	.....	788	788
	Queensland	.....	.....	.....	13,439	13,439 „	.....	13,274	13,274
	South Sea Islands	.....	.....	.....	189	189 „	.....	192	192
	New Caledonia	.....	.....	.....	10,915	10,915 „	.....	8,247	8,247
	Fiji Islands	.....	.....	.....	428	428 „	.....	447	447
	Norfolk Island	.....	.....	.....	56	56 „	.....	49	49
		.....	.....	.....	27,764	27,764 cwt.	.....	24,591	24,591
Wheat	Great Britain	.....	.....	.....	229,488	229,488 bushls	.....	57,063	57,063
	Victoria	100	.....	100	.....	100 „	25	.....	25
	New Zealand	.....	.....	.....	1,067	1,067 „	.....	250	250
	Queensland	20	.....	20	.....	20 „	5	.....	5
	Norfolk Island	.....	.....	.....	4	4 „	.....	1	1
		120	.....	120	230,559	230,679 bushls	30	57,314	57,344
Sharps	Queensland	1,325	.....	1,325	314	1,639 cwt.	582	163	745
Pollard	Queensland	3,947	.....	3,947	.....	3,947 bushls	242	.....	242
Chaff	Queensland	395	.....	395	.....	395 cwt.	169	.....	169
	New Caledonia	41	.....	41	.....	41 „	16	.....	16
		436	.....	436	.....	436 cwt.	185	.....	185
Grindery	Great Britain	.....	.....	.....	1	1 pkg.	.....	15	15
	Victoria	.....	.....	.....	2	2 pkgs.	.....	4	4
	Tasmania	1	.....	1	.....	1 „	4	.....	4
	New Zealand	3	.....	3	9	12 „	50	115	165
	Queensland	33	.....	33	34	67 „	735	222	957
	New Caledonia	2	.....	2	1	3 „	35	17	52
		39	.....	39	47	86 pkgs.	824	373	1,197
Guano	Queensland	.....	.....	.....	486	486 cwt.	.....	363	363
	New Zealand	.....	.....	.....	200	200 „	.....	149	149
	New Caledonia	.....	.....	.....	2	2 „	.....	1	1
		.....	.....	.....	688	688 cwt.	.....	513	513
Gum	Great Britain	.....	.....	.....	412	412 cwt.	.....	596	596
	Victoria	4	.....	4	.....	4 „	6	.....	6
	Hong Kong	.....	.....	.....	1	1 „	.....	2	2
	Japan	.....	.....	.....	3	3 „	.....	5	5
		4	.....	4	416	420 cwt.	6	603	609
Gold Tailings	Great Britain	26	.....	26	.....	26 pkgs.	700	.....	700
Gold Quartz	Great Britain	38	.....	38	.....	38 pkgs.	775	.....	775
Haberdashery	Victoria	.....	.....	.....	1	1 pkg.	.....	6	6
	New Zealand	.....	.....	.....	48	48 „	.....	3,652	3,652
	Queensland	.....	.....	.....	29	29 „	.....	1,261	1,261
	New Caledonia	.....	.....	.....	4	4 „	.....	115	115
	Fiji Islands	.....	.....	.....	6	6 „	.....	173	173
		.....	.....	.....	88	88 pkgs.	.....	5,207	5,207
Hosiery and Gloves	New Zealand	.....	.....	.....	8	8 pkgs.	.....	846	846
	Queensland	.....	.....	.....	13	13 „	.....	1,325	1,325
	South Sea Islands	.....	.....	.....	1	1 „	.....	24	24
	New Caledonia	.....	.....	.....	2	2 „	.....	8	8
	Fiji Islands	.....	.....	.....	2	2 „	.....	10	10
		.....	.....	.....	26	26 pkgs.	.....	2,213	2,213
Houses (wooden)	Queensland	1	.....	1	.....	1 No.	115	.....	115
	South Sea Islands	3	.....	3	.....	3 „	320	.....	320
	New Caledonia	11	.....	11	.....	11 „	1,660	.....	1,660
	Fiji Islands	2	.....	2	.....	2 „	403	.....	403
		17	.....	17	.....	17 No.	2,498	.....	2,498

EXPORTS SEAWARD—*continued.*

Articles.	Countries to which Exported.	Quantities.					Value in Sterling.		
		Produce and Manufactures of the Colony.			British, Foreign, and other Colonial Produce and Manufactures.	Total.	Produce and Manufactures of the Colony.	British, Foreign, and other Colonial Produce and Manufactures.	Total.
		In British Vessels.	In Foreign Vessels.	Total.					
							£	£	£
Hardware	Great Britain ...	1	.....	1	10	11 pkgs.	20	135	155
	Victoria	3	.....	3	114	117 ,,	21	1,514	1,535
	South Australia ...	.....	.....	.....	3	3 ,,	.....	23	23
	Tasmania	.....	.....	.....	24	24 ,,	.....	204	204
	New Zealand ...	3	.....	3	361	364 ,,	27	5,356	5,383
	Queensland ...	612	.....	612	9,143	9,755 ,,	1,350	49,057	50,407
	South Sea Islands ...	56	.....	56	425	481 ,,	81	2,934	3,015
	New Caledonia ...	36	.....	36	2,038	2,074 ,,	58	6,994	7,052
	Fiji Islands ...	43	.....	43	2,069	2,112 ,,	65	5,291	5,356
	Norfolk Island ...	.....	.....	.....	2	2 ,,	.....	10	10
	China	.....	.....	.....	1	1 ,,	.....	10	10
	Hong Kong ...	.....	.....	.....	6	6 ,,	.....	64	64
	Singapore	.....	.....	.....	3	3 ,,	.....	22	22
		754	.....	754	14,199	14,953 pkgs.	1,622	71,614	73,236
Hats and Caps ...	Tasmania	.....	.....	.....	2	2 pkgs.	.....	5	5
	Victoria	.....	.....	.....	30	30 ,,	.....	500	500
	Queensland ...	4	.....	4	51	55 ,,	21	917	938
	New Caledonia ...	.....	.....	.....	8	8 ,,	.....	89	89
	South Sea Islands ...	.....	.....	.....	1	1 ,,	.....	12	12
	Fiji Islands ...	.....	.....	.....	1	1 ,,	.....	10	10
	Petropaulovski ...	.....	.....	.....	1	1 ,,	.....	60	60
		4	.....	4	94	98 pkgs.	21	1,593	1,614
Hay	South Australia ...	40	.....	40	.....	40 cwt.	14	.....	14
	Queensland ...	4,243	.....	4,243	146	4,389 ,,	1,330	55	1,385
	New Caledonia ...	2,974	380	3,354	.....	3,354 ,,	1,247	.....	1,247
	China	400	.....	400	.....	5 ,,	150	.....	150
	Singapore	400	.....	400	.....	400 ,,	181	.....	181
	Fiji Islands ...	5	.....	5	.....	400 ,,	1	.....	1
		8,062	380	8,442	146	8,588 cwt.	2,923	55	2,978
Hide-cuttings ...	Great Britain ...	207	.....	207	.....	207 pkgs.	456	.....	456
Honey	Queensland ...	2,518	.....	2,518	.....	2,518 lbs.	72	.....	72
	South Sea Islands ...	160	.....	160	.....	160 ,,	5	.....	5
	New Caledonia ...	224	.....	224	.....	224 ,,	6	.....	6
	Fiji Islands ...	180	.....	180	.....	180 ,,	5	.....	5
		3,082	.....	3,082	.....	3,082 lbs.	88	.....	88
Hoofs and Bones ...	Great Britain ...	7,110	.....	7,110	.....	7,110 cwt.	3,570	.....	3,570
	Victoria	500	.....	500	.....	500 ,,	106	.....	106
	New Zealand ...	540	.....	540	.....	540 ,,	108	.....	108
		8,150	.....	8,150	.....	8,150 cwt.	3,784	.....	3,784
Hops	Victoria	.....	.....	.....	2,847	2,847 lbs.	.....	248	248
	New Zealand ...	.....	.....	.....	4,173	4,173 ,,	.....	312	312
	Queensland ...	.....	.....	.....	6,826	6,826 ,,	.....	420	420
	New Caledonia ...	.....	.....	.....	430	430 ,,	.....	23	23
	Fiji Islands ...	.....	.....	.....	80	80 ,,	.....	6	6
		.....	.....	.....	14,356	14,356 lbs.	.....	1,009	1,009
Horns	Great Britain ...	292,970	.....	292,970	.....	292,970 No.	3,792	.....	3,792
Hair (Horse and Cow)	Great Britain ...	90,379	.....	90,379	.....	90,379 lbs.	7,674	.....	7,674
	Victoria	8,564	.....	8,564	200	8,764 ,,	517	10	527
	New Zealand ...	739	.....	739	.....	739 ,,	8	.....	8
	Queensland ...	1,922	.....	1,922	580	2,502 ,,	54	41	95
	New Caledonia ...	227	.....	227	.....	227 ,,	14	.....	14
		101,831	.....	101,831	780	102,611 lbs.	8,267	51	8,318
Hemp	Victoria	.....	.....	.....	192	192 pkgs.	.....	760	760
	New Zealand ...	.....	.....	.....	384	384 ,,	.....	1,540	1,540
		.....	.....	.....	576	576 pkgs.	.....	2,300	2,300
Indiarubber Goods ...	New Zealand ...	.....	.....	.....	3	3 pkgs.	.....	60	60
	Queensland ...	.....	.....	.....	29	29 ,,	.....	333	333
		.....	.....	.....	32	32 pkgs.	.....	393	393

EXPORTS SEAWARD—*continued.*

Articles.	Countries to which Exported.	Quantities.					Value in Sterling.		
		Produce and Manufactures of the Colony.			British, Foreign, and other Colonial Produce and Manufactures.	Total.	Produce and Manufactures of the Colony.	British, Foreign, and other Colonial Produce and Manufactures.	Total.
		In British Vessels.	In Foreign Vessels.	Total.					
							£	£	£
Instruments — Musical	Victoria	.....	.....	.....	15	15 pkgs.	.....	537	537
	Tasmania	.....	.....	.....	4	4 „	.....	115	115
	New Zealand	.....	.....	.....	14	14 „	.....	419	419
	Queensland	1	.....	1	114	115 „	20	4,096	4,116
	South Sea Islands	.....	.....	.....	6	6 „	.....	136	136
	New Caledonia	.....	.....	.....	2	2 „	.....	24	24
	Fiji Islands	.....	.....	.....	6	6 „	.....	194	194
	San Francisco	.....	.....	.....	1	1 pkg.	.....	35	35
		1	.....	1	162	163 pkgs.	20	5,556	5,576
Instruments — Scientific	Great Britain	.....	.....	.....	10	10 pkgs.	.....	260	260
	Victoria	.....	.....	.....	3	3 „	.....	32	32
	New Zealand	.....	.....	.....	4	4 „	.....	91	91
	Queensland	.....	.....	.....	44	44 „	.....	815	815
	New Caledonia	.....	.....	.....	1	1 „	.....	10	10
	Fiji Islands	.....	.....	.....	9	9 „	.....	734	734
	San Francisco	.....	.....	.....	1	1 „	.....	10	10
		.....	.....	.....	72	72 pkgs.	.....	1,952	1,952
Iron — Galvanized	New Zealand	.....	.....	.....	10	10 pkgs.	.....	160	160
	Queensland	.....	.....	.....	530	530 „	.....	8,598	8,598
	South Sea Islands	.....	.....	.....	30	30 „	.....	450	450
	New Caledonia	.....	.....	.....	124	124 „	.....	1,840	1,840
	Fiji Islands	.....	.....	.....	38	38 „	.....	495	495
	Honolulu	.....	.....	.....	11	11 „	.....	160	160
		.....	.....	.....	743	743 pkgs.	.....	11,703	11,703
Iron — And Steel	Great Britain	.....	.....	.....	103	103 cwt.	.....	165	165
	Victoria	.....	.....	.....	419	419 „	.....	539	539
	New Zealand	.....	.....	.....	955	955 „	.....	580	580
	Queensland	477	.....	477	10,502	10,979 „	296	9,020	9,316
	South Sea Islands	80	.....	80	67	147 „	56	53	109
	New Caledonia	.....	.....	.....	1,690	1,690 „	.....	1,574	1,574
	Fiji Islands	240	.....	240	77	317 „	150	69	219
	Honolulu	.....	.....	.....	160	160 „	.....	139	139
		797	.....	797	13,973	14,770 cwt.	502	12,139	12,641
Iron — Old	Victoria	.....	.....	.....	60	60 cwt.	.....	9	9
	Hong Kong	.....	.....	.....	1,304	1,304 „	.....	504	504
		.....	.....	.....	1,364	1,364 cwt.	.....	513	513
Iron — Rails	Queensland	.....	.....	.....	275	275 No.	.....	240	240
	South Sea Islands	200	.....	200	.....	200 „	98	.....	98
	Fiji Islands	343	.....	343	12	355 „	340	8	348
		543	.....	543	287	830 No.	438	248	686
Ivory Polish	Victoria	5	.....	5	.....	5 pkgs.	5	.....	5
Jewellery	Great Britain	.....	.....	.....	7	7 pkgs.	.....	2,191	2,191
	Victoria	.....	.....	.....	14	14 „	.....	3,027	3,027
	South Australia	.....	.....	.....	3	3 „	.....	2,080	2,080
	New Zealand	.....	.....	.....	3	3 „	.....	178	178
	Queensland	.....	.....	.....	65	65 „	.....	7,165	7,165
	New Caledonia	.....	.....	.....	2	2 „	.....	62	62
	Western Australia	.....	.....	.....	2	2 „	.....	74	74
	Fiji Islands	.....	.....	.....	2	2 „	.....	115	115
		.....	.....	.....	98	98 pkgs.	.....	14,892	14,892
Lard	Great Britain	9[2/3]	.....	9[2/3]	.....	9[3/4] cwt.	54	.....	54
	Queensland	3	.....	3	.....	3 „	12	.....	12
	New Caledonia	494	.....	494	.....	494 „	1,539	.....	1,539
	Fiji Islands	3	.....	3	.....	3 „	8	.....	8
	Honolulu	9[1/4]	.....	9[1/4]	.....	9[1/4] „	35	.....	35
	Java	8	.....	8	.....	8 „	24	.....	24
		527	.....	527	.....	527 cwt.	1,672	.....	1,672
Lamp Ware	Victoria	.....	.....	.....	50	50 pkgs.	.....	75	75
	New Zealand	.....	.....	.....	28	28 „	.....	428	428
	Queensland	.....	.....	.....	124	124 „	.....	932	932
	New Caledonia	.....	.....	.....	3	3 „	.....	22	22
	Fiji Islands	.....	.....	.....	8	8 „	.....	49	49
		.....	.....	.....	213	213 pkgs.	.....	1,506	1,506

EXPORTS SEAWARD—*continued.*

Articles.	Countries to which Exported.	Quantities.					Value in Sterling.		
		Produce and Manufactures of the Colony.			British, Foreign, and other Colonial Produce and Manufactures.	Total.	Produce and Manufactures of the Colony.	British, Foreign, and other Colonial Produce and Manufactures.	Total.
		In British Vessels.	In Foreign Vessels.	Total.					
							£	£	£
Lamps	Great Britain ...	.....	.....	.....	1	1 pkg.	.....	4	4
	Tasmania	.....	.....	.....	1	1 „	.....	4	4
	Queensland ...	.....	.....	.....	3	3 pkgs.	.....	30	30
	New Caledonia ...	.....	.....	.....	5	5 „	.....	52	52
	Fiji Islands ...	.....	.....	.....	3	3 „	.....	29	29
		.....	.....	.....	13	13 pkgs.	.....	119	119
Lead	Great Britain ...	118	.....	118	.....	118 cwt.	140	.....	140
	Victoria	.....	.....	.....	4	4 „	.....	4	4
	Queensland ...	.....	.....	.....	367	367 „	.....	481	481
	South Sea Islands ...	.....	.....	.....	62	62 „	.....	94	94
	New Caledonia ...	.....	.....	.....	16	16 „	.....	18	18
	Fiji Islands... ...	.....	.....	.....	2	2 „	.....	3	3
	Hong Kong ...	.....	.....	.....	1,607	1,607 „	.....	1,765	1,765
		118	.....	118	2,058	2,176 cwt.	140	2,365	2,505
Leather — Unmanufactured..	Great Britain ...	3,951	.....	3,951	.....	3,951 pkgs.	97,356	.....	97,356
	Victoria	67	.....	67	35	102 „	1,570	503	2,073
	Tasmania	7	.....	7	.....	7 „	117	.....	117
	New Zealand ...	71	6	77	17	94 „	2,314	626	2,940
	Queensland ...	287	.....	287	26	313 „	6,004	950	6,954
	South Sea Islands ...	.....	.....	.....	2	2 „	.....	35	35
	New Caledonia ...	52	.....	52	1	53 „	584	5	589
	Fiji Islands... ...	5	.....	5	1	6 „	24	4	28
	Norfolk Island ...	2	.....	2	.....	2 „	15	.....	15
	Hong Kong ...	.....	.....	.....	15	15 „	.....	160	160
	Mauritius	13	.....	13	.....	13 „	286	.....	286
	Honolulu	2	.....	2	.....	2 „	52	.....	52
	Singapore	2	.....	2	27	29 „	25	310	335
		4,459	6	4,465	124	4,589 pkgs.	108,347	2,593	110,940
Leather — Boots and Shoes ...	Great Britain ...	.....	.....	.....	266	266 pkgs.	.....	6,025	6,025
	Victoria	95	.....	95	293	388 „	2,241	4,580	6,821
	South Australia ...	8	.....	8	.....	8 „	214	.....	214
	Tasmania	13	.....	13	38	51 „	463	694	1,157
	New Zealand ...	43	.....	43	88	131 „	1,635	1,737	3,372
	Queensland ...	1,310	.....	1,310	1,395	2,705 „	41,639	20,100	61,739
	Western Australia...	3	.....	3	.....	3 „	130	.....	130
	South Sea Islands ...	9	1	10	17	27 „	124	206	330
	New Caledonia ...	29	.....	29	37	66 „	688	762	1,450
	Fiji Islands... ...	74	.....	74	36	110 „	1,033	747	1,780
	San Francisco ...	7	.....	7	.....	7 „	85	.....	85
	Honolulu	.....	.....	.....	2	2 „	.....	30	30
		1,591	1	1,592	2,172	3,764 pkgs.	48,252	34,881	83,133
Leather — Saddlery ...	Great Britain ...	1	.....	1	.....	1 pkg.	20	.....	20
	Victoria	21	.....	21	26	47 pkgs.	440	550	990
	South Australia ...	4	.....	4	.....	4 „	61	.....	61
	Tasmania	3	.....	3	3	6 „	84	39	123
	New Zealand ...	71	.....	71	47	118 „	2,417	1,404	3,821
	Queensland ...	432	.....	432	247	679 „	8,009	3,458	11,467
	South Sea Islands ...	44	13	57	1	58 „	228	5	233
	New Caledonia ...	22	.....	22	12	34 „	503	93	596
	Western Australia...	2	.....	2	.....	2 „	72	.....	72
	Fiji Islands ...	10	.....	10	2	12 „	76	15	91
	Ceylon	.....	.....	.....	2	2 „	.....	35	35
	Honolulu	4	.....	4	5	9 „	135	190	325
	Singapore	1	.....	1	.....	1 „	50	.....	50
	Java	1	.....	1	.....	1 „	47	.....	47
	Calcutta	1	.....	1	.....	1 „	13	.....	13
		617	13	630	345	975 pkgs.	12,155	5,789	17,944
Lime	Queensland ...	16	.....	16	.....	16 pkgs.	3	.....	3
	New Caledonia ...	16	.....	16	.....	16 „	3	.....	3
	Fiji Islands... ...	6	.....	6	.....	6 „	2	.....	2
		38	.....	38	.....	38 pkgs.	8	.....	8
Lime-juice	South Australia ...	.....	.....	.....	2,806	2,806 gallons	.....	369	369
	Tasmania	.....	.....	.....	100	100 „	.....	12	12
	Queensland ...	.....	.....	.....	2,196	2,196 „	.....	305	305
		.....	.....	.....	5,102	5,102 gallons	.....	686	686

EXPORTS SEAWARD—*continued.*

Articles.	Countries to which Exported.	Quantities.					Value in Sterling.		
		Produce and Manufactures of the Colony.			British, Foreign, and other Colonial Produce and Manufactures.	Total.	Produce and Manufactures of the Colony.	British, Foreign, and other Colonial Produce and Manufactures.	Total.
		In British Vessels.	In Foreign Vessels.	Total.					
							£	£	£
Linen and Drapery ...	Great Britain ...	.....	.....	.....	9	9 pkgs.	.....	302	302
	Victoria	.....	.....	.....	209	209 „	.....	6,116	6,116
	South Australia ...	.....	.....	.....	1	1 „	.....	27	27
	Tasmania	.....	.....	.....	178	178 „	.....	3,589	3,589
	New Zealand ...	.....	.....	.....	40	40 „	.....	1,784	1,784
	Queensland ...	.....	.....	.....	4,169	4,169 „	.....	111,631	111,631
	Western Australia...	.....	.....	.....	1	1 „	.....	16	16
	South Sea Islands ...	.....	.....	.....	194	194 „	.....	4,951	4,951
	New Caledonia ...	.....	.....	.....	448	448 „	.....	17,110	17,110
	Fiji Islands... ...	.....	.....	.....	445	445 „	.....	13,902	13,902
	Norfolk Island ...	.....	.....	.....	6	6 „	.....	30	30
	San Francisco ...	.....	.....	.....	3	3 „	.....	183	183
		.....	.....	.....	5,703	5,703 pkgs.	.....	159,641	159,641
Live Stock. Horses ...	Victoria	115	.....	115	9	124 No.	12,454	2,700	15,154
	Tasmania	10	.....	10	5	15 „	1,220	300	1,520
	New Zealand ...	12	.....	12	.....	12 „	340	.....	340
	Queensland ...	1,583	.....	1,583	6	1,589 „	28,440	720	29,160
	South Sea Islands ...	50	41	91	.....	91 „	1,191	.....	1,191
	New Caledonia ...	65	2	67	.....	67 „	1,316	.....	1,316
	Ceylon	96	.....	96	.....	96 „	1,590	.....	1,590
	Hong Kong ...	2	1	3	.....	3 „	50	.....	50
	Singapore	9	.....	9	.....	9 „	710	.....	710
	Java	.....	2	2	.....	2 „	40	.....	40
	Calcutta	10	.....	10	.....	10 „	300	.....	300
		1,952	46	1,998	20	2,018 No.	47,651	3,720	51,371
Horned Cattle...	South Australia ...	1	.....	1	.....	1 No.	10	.....	10
	Victoria	18	.....	18	.....	18 „	630	.....	630
	Tasmania	1,170	.....	1,170	.....	1,170 „	11,192	.....	11,192
	Queensland ...	302	.....	302	11	313 „	12,397	1,060	13,457
	South Sea Islands ...	8	26	34	.....	34 „	220	.....	220
	New Caledonia ...	1,203	195	1,398	.....	1,398 „	12,227	.....	12,227
	Fiji Islands ...	1	.....	1	1	2 „	50	150	200
	Ceylon	37	.....	37	.....	37 „	216	.....	216
	China	14	.....	14	.....	14 „	195	.....	195
		2,754	221	2,975	12	2,987 No.	37,137	1,210	38,347
Sheep	Victoria	6	.....	6	.....	6 No.	180	.....	180
	South Australia ...	650	.....	650	.....	650 „	467	.....	467
	Tasmania	3,873	.....	3,873	.....	3,873 „	2,138	.....	2,138
	New Zealand ...	35	.....	35	.....	35 „	525	.....	525
	Queensland ...	200	.....	200	399	599 „	260	1,110	1,370
	South Sea Islands ...	40	.....	40	.....	40 „	24	.....	24
	New Caledonia ...	2,981	150	3,131	.....	3,131 „	2,183	.....	2,183
	Fiji Islands ...	350	.....	350	.....	350 „	175	.....	175
		8,135	150	8,285	399	8,684 No.	5,952	1,110	7,062
Rams	Victoria	3	.....	3	.....	3 No.	60	.....	60
	Queensland ...	41	.....	41	42	83 „	210	285	495
		44	.....	44	42	86 No.	270	285	555
Calves	Queensland ...	30	.....	30	.....	30 No.	94	.....	94
	Victoria	1	.....	1	.....	1 „	2	.....	2
		31	.....	31	.....	31 No.	96	.....	96
Goats	Queensland... ...	25	.....	25	.....	25 No.	34	.....	34
„ Angora...	Queensland... ...	14	.....	14	.....	14 „	35	.....	35
		39	.....	39	.....	39 No.	69	.....	69
Mules	Queensland ...	1	.....	1	.....	1 No.	10	.....	10
Pigs	Victoria	2,885	.....	2,885	.....	2,885 No.	5,212	.....	5,212
	New Zealand ...	247	.....	247	.....	247 „	150	.....	150
	Queensland ...	163	.....	163	1	164 „	262	1	263
	New Caledonia ...	86	.....	86	.....	86 „	80	.....	80
		3,381	.....	3,381	1	3,382 No.	5,704	1	5,705
Dogs	Victoria	1	.....	1	.....	1 No.	2	.....	2
	Queensland ...	10	.....	10	6	16 „	36	15	51
	Bombay	1	.....	1	.....	1 „	6	.....	6
		12	.....	12	6	18 No.	44	15	59

EXPORTS SEAWARD—*continued.*

Articles.	Countries to which Exported.	Quantities.					Value in Sterling.		
		Produce and Manufactures of the Colony.			British, Foreign, and other Colonial Produce and Manufactures.	Total.	Produce and Manufactures of the Colony.	British, Foreign, and other Colonial Produce and Manufactures.	Total.
		In British Vessels.	In Foreign Vessels.	Total.					
							£	£	£
Live Stock—*contd.* — Poultry	Victoria	2	.....	2	.....	2 coops	8	.....	8
	Tasmania	3	.....	3	1	4 „	14	3	17
	Queensland	57	.....	57	.....	57 „	204	.....	204
	Fiji Islands	2	.....	2	.....	2 „	6	.....	6
	New Caledonia	58	.....	58	.....	58 „	215	.....	215
		122	.....	122	1	123 coops	447	3	450
Live Stock—*contd.* — Birds	Great Britain	.....	.....	.....	1	1 pkg.	.....	10	10
	Victoria	3	.....	3	.....	3 pkgs.	9	.....	9
	Tasmania	1	.....	1	.....	1 „	5	.....	5
	Queensland	3	.....	3	.....	3 „	14	.....	14
		7	.....	7	1	8 pkgs.	28	10	38
Lithofracteur	New Zealand	.....	.....	.....	2,800	2,800 lbs.	.....	500	500
	Queensland	.....	.....	.....	7,470	7,470 „	.....	1,101	1,101
	New Caledonia	.....	.....	.....	910	910 „	.....	150	150
	Fiji Islands	.....	.....	.....	10	10 „	.....	2	2
		.....	.....	.....	11,190	11,190 lbs.	.....	1,753	1,753
Macaroni, Tapioca, and Vermicelli	Victoria	.....	.....	.....	120	120 pkgs.	.....	200	200
	Queensland	.....	.....	.....	25	25 „	.....	78	78
	South Sea Islands	.....	.....	.....	1	1 „	.....	2	2
	New Caledonia	.....	.....	.....	16	16 „	.....	59	59
		.....	.....	.....	162	162 pkgs.	.....	339	339
Machinery	Great Britain	.....	.....	.....	208	208 pkgs.	.....	899	899
	Victoria	6	.....	6	24	30 „	49	216	265
	South Australia	.....	.....	.....	22	22 „	.....	294	294
	Tasmania	3	.....	3	4	7 „	26	54	80
	New Zealand	24	.....	24	29	53 „	644	998	1,642
	Queensland	692	.....	692	370	1,062 „	2,334	4,865	7,199
	Honolulu	2	.....	2	.....	2 „	12	.....	12
	New Caledonia	242	59	301	34	335 „	2,661	344	3,005
	Fiji Islands	.....	.....	.....	154	154 „	.....	983	983
	San Francisco	.....	.....	.....	3	3 „	.....	13	13
		969	59	1,028	848	1,876 pkgs.	5,726	8,666	14,392
Machines — Weighing	New Zealand	.....	.....	.....	1	1 pkg.	.....	3	3
	Queensland	.....	.....	.....	46	46 pkgs.	.....	287	287
	South Sea Islands	.....	.....	.....	4	4 „	.....	43	43
	Fiji Islands	.....	.....	.....	1	1 „	.....	13	13
	San Francisco	.....	.....	.....	1	1 „	.....	30	30
		.....	.....	.....	53	53 pkgs.	.....	376	376
Machines — Sewing	Great Britain	.....	.....	.....	21	21 pkgs.	.....	150	150
	Victoria	.....	.....	.....	77	77 „	.....	730	730
	New Zealand	.....	.....	.....	39	39 „	.....	363	363
	Queensland	.....	.....	.....	329	329 „	.....	2,734	2,734
	South Sea Islands	.....	.....	.....	2	2 „	.....	22	22
	New Caledonia	.....	.....	.....	19	19 „	.....	150	150
	Fiji Islands	.....	.....	.....	2	2 „	.....	19	19
	Norfolk Island	.....	.....	.....	1	1 „	.....	10	10
		.....	.....	.....	490	490 pkgs.	.....	4,178	4,178
Malt	Victoria	.....	.....	.....	2,889	2,889 bushls.	.....	1,101	1,101
	New Zealand	.....	.....	.....	1,320	1,320 „	.....	425	425
	Queensland	.....	.....	.....	739	739 „	.....	326	326
	New Caledonia	.....	.....	.....	54	54 „	.....	22	22
		.....	.....	.....	5,002	5,002 bushls.	.....	1,874	1,874
Matches	Victoria	.....	.....	.....	102	102 pkgs.	.....	332	332
	New Zealand	.....	.....	.....	728	728 „	.....	3,588	3,588
	Queensland	.....	.....	.....	811	811 „	.....	4,375	4,375
	South Sea Islands	.....	.....	.....	8	8 „	.....	26	26
	New Caledonia	.....	.....	.....	133	133 „	.....	724	724
	Fiji Islands	.....	.....	.....	30	30 „	.....	145	145
		.....	.....	.....	1,812	1,812 pkgs.	.....	9,190	9,190
Marble	Victoria	.....	.....	.....	1	1 pkg.	.....	4	4

EXPORTS SEAWARD—*continued.*

Articles.	Countries to which Exported.	Quantities.					Value in Sterling.		
		Produce and Manufactures of the Colony.			British, Foreign, and other Colonial Produce and Manufactures.	Total.	Produce and Manufactures of the Colony.	British, Foreign, and other Colonial Produce and Manufactures.	Total.
		In British Vessels.	In Foreign Vessels.	Total.					
							£	£	£
Mats and Matting ...	Victoria	.....	.....	.....	1	1 pkg.	.....	4	4
	Tasmania	.....	.....	.....	3	3 pkgs.	.....	6	6
	New Zealand ...	.....	.....	.....	756	756 „	.....	982	982
	Queensland ...	.....	.....	.....	866	866 „	.....	1,053	1,053
	New Caledonia ...	.....	.....	.....	11	11 „	.....	40	40
	Fiji Islands ...	.....	.....	.....	19	19 „	.....	49	49
	Honolulu	.....	.....	.....	1	1 „	.....	13	13
		.....	.....	.....	1,657	1,657 pkgs.	.....	2,147	2,147
Metal... Old ...	Hong Kong ...	.....	.....	.....	2,037	2,037 cwt.	.....	5,499	5,499
Metal... Muntz ...	New Zealand ...	.....	.....	.....	2	2 pkgs.	.....	53	53
	Tasmania	.....	.....	.....	4	4 „	.....	31	31
	Queensland ...	.....	.....	.....	117	117 „	.....	1,088	1,088
	New Caledonia ...	.....	.....	.....	38	38 „	.....	387	387
	Fiji Islands ...	.....	.....	.....	9	9 „	.....	217	217
		.....	.....	.....	170	170 pkgs.	.....	1,776	1,776
Metal... Nails Muntz ...	Great Britain ...	.....	.....	.....	1	1 pkg.	.....	7	7
	Queensland ...	.....	.....	.....	14	14 pkgs.	.....	70	70
	Fiji Islands ...	.....	.....	.....	3	3 „	.....	18	18
	New Caledonia ...	.....	.....	.....	14	14 „	.....	70	70
		.....	.....	.....	32	32 pkgs.	.....	165	165
Millinery	Great Britain ...	.....	.....	.....	4	4 pkgs.	.....	470	470
	Victoria	.....	.....	.....	8	8 „	.....	148	148
	New Zealand ...	.....	.....	.....	2	2 „	.....	56	56
	Queensland ...	.....	.....	.....	25	25 „	.....	1,084	1,084
	New Caledonia ...	.....	.....	.....	4	4 „	.....	112	112
	Fiji Islands... ...	.....	.....	.....	3	3 „	.....	110	110
		.....	.....	.....	46	46 pkgs.	.....	1,980	1,980
Missionary Stores ...	South Sea Islands ...	.....	.....	.....	289	289 pkgs.	.....	1,112	1,112
	Fiji Islands... ...	.....	.....	.....	25	25 „	.....	50	50
	Norfolk Island ...	.....	.....	.....	140	140 „	.....	200	200
		.....	.....	.....	454	454 pkgs.	.....	1,362	1,362
Molasses and Treacle..	Great Britain ...	15,079	.....	15,079	.....	15,079 cwt.	6,953	.....	6,953
	Victoria	7,521	.....	7,521	102	7,623 „	3,696	47	3,743
	Tasmania	261	.....	261	37	298 „	127	21	148
	New Zealand ...	1,534	.....	1,534	.....	1,534 „	748	.....	748
	Queensland ...	1,479	.....	1,479	22	1,501 „	713	12	725
	South Sea Islands ...	5	.....	5	.....	5 „	2	.....	2
	New Caledonia ...	5	.....	5	.....	5 „	2	.....	2
	Fiji Islands... ...	5	.....	5	.....	5 „	2	.....	2
		25,889	.....	25,889	161	26,050 cwt.	12,243	80	12,323
Manure	New Zealand ...	160	.....	160	.....	160 cwt.	45	.....	45
	Queensland ...	40	.....	40	.....	40 „	15	.....	15
		200	.....	200	.....	200 cwt.	60	.....	60
Nails	Victoria	.....	.....	.....	5	5 pkgs.	.....	9	9
	New Zealand ...	.....	.....	.....	52	52 „	.....	73	73
	Queensland ...	.....	.....	.....	2,750	2,750 „	.....	3,338	3,338
	South Sea Islands ...	.....	.....	.....	131	131 „	.....	138	138
	New Caledonia ...	.....	.....	.....	154	154 „	.....	191	191
	Fiji Islands... ...	.....	.....	.....	231	231 „	.....	263	263
	Norfolk Island ...	.....	.....	.....	10	10 „	.....	10	10
	Hong Kong ...	.....	.....	.....	34	34 „	.....	112	112
		.....	.....	.....	3,367	3,367 pkgs.	.....	4,134	4,134
Oakum	Queensland ...	.....	.....	.....	195	195 pkgs.	.....	158	158
	New Caledonia ...	.....	.....	.....	5	5 „	.....	5	5
	Fiji Islands... ...	.....	.....	.....	18	18 „	.....	20	20
		.....	.....	.....	218	218 pkgs.	.....	183	183
Oars	Victoria	4	.....	4	.....	4 No.	4	.....	4
	Tasmania	.....	.....	.....	72	72 „	.....	38	38
	New Zealand ...	10	.....	10	456	466 „	5	187	192
	Queensland ...	73	.....	73	1,059	1,132 „	40	391	431
	South Sea Islands ...	136	.....	136	18	154 „	45	7	52
	New Caledonia ...	160	.....	160	418	578 „	54	158	212
	Fiji Islands... ...	40	.....	40	259	299 „	17	99	116
		423	.....	423	2,282	2,705 No.	165	880	1,045

EXPORTS SEAWARD—*continued.*

Articles.	Countries to which Exported.	Quantities.					Value in Sterling.		
		Produce and Manufactures of the Colony.			British, Foreign, and other Colonial Produce and Manufactures.	Total.	Produce and Manufactures of the Colony.	British, Foreign, and other Colonial Produce and Manufactures.	Total.
		In British Vessels.	In Foreign Vessels.	Total.					
							£	£	£
Oatmeal, Groats, and Pearl Barley ...	Victoria	.....	.....	.....	10	10 cwt.	.....	12	12
	Queensland ...	.....	.....	.....	1,415	1,415 „	.....	1,785	1,785
	South Sea Islands ...	.....	.....	.....	1	1 „	.....	2	2
	New Caledonia ...	.....	.....	.....	2	2 „	.....	2	2
	Fiji Islands... ...	.....	.....	.....	3	3 „	.....	3	3
		.....	.....	.....	1,431	1,431 cwt.	.....	1,804	1,804
Oil ... Sperm ...	Great Britain ...	.....	.....	.....	13¼	13¼ tuns	.....	1,176	1,176
Black ...	Queensland ...	.....	.....	.....	3	3 tuns	.....	105	105
	Victoria	.....	.....	.....	26	26 „	.....	1,017	1,017
	South Australia ...	.....	.....	.....	1¾	1¾ „	.....	57	57
	New Zealand ...	.....	.....	.....	4½	4½ „	.....	171	171
		.....	.....	.....	35	35 tuns	.....	1,350	1,350
Cocoanut ...	Great Britain ...	.....	.....	.....	286¼	286¼ tuns	.....	8,823	8,823
	Victoria	.....	.....	.....	94¾	94¾ „	.....	2,760	2,760
	South Australia ...	.....	.....	.....	6	6 „	.....	200	200
	New Zealand ...	.....	.....	.....	12¼	12¼ „	.....	349	349
	Queensland ...	.....	.....	.....	2¼	2¼ „	.....	63	63
	New Caledonia ...	.....	.....	.....	1½	1½ „	.....	46	46
		.....	.....	.....	403	403 tuns	.....	12,241	12,241
Kerosene ...	New Zealand ...	2,400	.....	2,400	4,392	6,792 galls.	195	390	585
	Queensland ...	1,300	.....	1,300	38,688	39,988 „	100	3,749	3,849
	South Sea Islands ...	80	.....	80	1,744	1,824 „	6	174	180
	New Caledonia ...	992	.....	992	8,400	9,392 „	75	769	844
	Fiji Islands... ...	600	.....	600	7,008	7,608 „	49	645	694
	Norfolk Island ...	.....	.....	.....	80	80 „	.....	8	8
	Hong Kong ...	.....	8,000	8,000	.....	8,000 „	600	.....	600
	Singapore	2,600	.....	2,600	.....	2,600 „	195	.....	195
		7,972	8,000	15,972	60,312	76,284 galls.	1,220	5,735	6,955
All other ...	Great Britain ...	8	.....	8	.....	8 galls.	3	.....	3
	Victoria	.....	.....	.....	1,733	1,733 „	.....	273	273
	New Zealand ...	38	.....	38	1,151	1,189 „	10	246	256
	Tasmania	.....	.....	.....	5	5 „	.....	1	1
	Queensland ...	419	.....	419	17,015	17,434 „	94	3,623	3,717
	South Sea Islands ...	.....	.....	.....	1,017	1,017 „	.....	180	180
	New Caledonia ...	.....	.....	.....	1,895	1,895 „	.....	423	423
	Fiji Islands... ...	.....	.....	.....	1,374	1,374 „	.....	299	299
	Norfolk Island ...	.....	.....	.....	30	30 „	.....	6	6
		465	.....	465	24,220	24,685 galls.	107	5,051	5,158
Ore (Nickel)... ...	Great Britain ...	.....	.....	.....	8,846	8,846 cwt.	.....	11,733	11,733
	Victoria	.....	.....	.....	3,309	3,309 „	.....	3,078	3,078
	Singapore	.....	.....	.....	40	40 „	.....	47	47
		.....	.....	.....	12,195	12,195 cwt.	.....	14,858	14,858
Onions	New Zealand ...	72	.....	72	.....	72 cwt.	50	.....	50
	Queensland ...	4,080	.....	4,080	1,424	5,504 „	2,472	851	3,323
	New Caledonia ...	1,275	.....	1,275	176	1,451 „	830	116	946
	Fiji Islands ..	119	.....	119	.....	119 „	70	.....	70
		5,546	.....	5,546	1,600	7,146 cwt.	3,422	967	4,389
Oil-cloth	Queensland ...	.....	.....	.....	1	1 pkg.	.....	2	2
Oil Stores	South Australia ...	44	.....	44	.....	44 pkgs.	66	.....	66
	Victoria	24	.....	24	768	792 „	38	1,227	1,265
	Tasmania	18	.....	18	80	98 „	21	132	153
	New Zealand ...	30	.....	30	164	194 „	87	241	328
	Queensland ...	313	.....	313	10,143	10,456 „	779	20,932	21,711
	South Sea Islands ...	.....	.....	.....	314	314 „	.....	758	758
	New Caledonia ...	14	.....	14	516	530 „	20	1,118	1,138
	Fiji Islands ...	18	.....	18	977	995 „	54	1,862	1,916
	Madras	2	.....	2	2	4 „	4	5	9
	Hong Kong ...	.....	.....	.....	68	68 „	.....	91	91
	Mauritius	.....	.....	.....	23	23 „	.....	35	35
	Singapore	10	.....	10	1	11 „	20	2	22
	San Francisco ...	3	.....	3	.....	3 „	5	.....	5
		476	.....	476	13,056	13,532 pkgs.	1,094	26,403	27,497

EXPORTS SEAWARD—*continued.*

Articles.	Countries to which Exported.	Quantities.					Value in Sterling.		
		Produce and Manufactures of the Colony.			British, Foreign, and other Colonial Produce and Manufactures.	Total.	Produce and Manufactures of the Colony.	British, Foreign, and other Colonial Produce and Manufactures.	Total.
		In British Vessels.	In Foreign Vessels.	Total.					
							£	£	£
Opium	Honolulu	.....	.....	.....	654	654 lbs.	.....	1,490	1,490
	Victoria	.....	.....	.....	3,295	3,295 „	.....	5,480	5,480
	New Zealand ...	.....	.....	.....	97	97 „	.....	170	170
	Queensland ...	.....	.....	.....	4,096	4,096 „	.....	9,477	9,477
	Fiji Islands ...	.....	.....	.....	38	38 „	.....	79	79
		.....	.....	.....	8,180	8,180 lbs.	.....	16,696	16,696
Oysters	Victoria	12,977	.....	12,977	154	13,131 pkgs.	10,119	126	10,245
	Tasmania	46	.....	46	.....	46 „	32	.....	32
	Queensland ...	37	.....	37	.....	37 „	36	.....	36
		13,060	.....	13,060	154	13,214 pkgs.	10,187	126	10,313
Paint	Victoria	.....	.....	.....	9	9 cwt.	.....	15	15
	Tasmania	.....	.....	.....	29	29 „	.....	35	35
	New Zealand ...	13	.....	13	72	85 „	25	166	191
	Queensland ...	.....	.....	.....	341	341 „	.....	570	570
	South Sea Islands ...	.....	.....	.....	116	116 „	.....	218	218
	New Caledonia ...	.....	.....	.....	48	48 „	.....	72	72
	Fiji Islands ...	.....	.....	.....	149	149 „	.....	280	280
	San Francisco ...	10	.....	10	.....	10 „	19	.....	19
		23	.....	23	764	787 cwt.	44	1,356	1,400
Painters' Materials ...	Queensland ...	2	.....	2	39	41 pkgs.	18	108	126
	Fiji	.....	.....	.....	3	3 „	.....	16	16
		2	.....	2	42	44 pkgs.	18	124	142
Paper-hangings ...	Victoria	.....	.....	.....	1	1 pkg.	.....	10	10
	New Zealand ...	.....	.....	.....	1	1 „	.....	10	10
	Queensland ...	.....	.....	.....	39	39 „	.....	291	291
	Fiji Islands ...	.....	.....	.....	2	2 „	.....	14	14
		.....	.....	.....	43	43 pkgs.	.....	325	325
Pepper and Spices ...	Victoria	.....	.....	.....	202	202 pkgs.	.....	816	816
	New Zealand ...	.....	.....	.....	10	10 „	.....	45	45
	Queensland ...	.....	.....	.....	88	88 „	.....	321	321
	South Sea Islands ...	.....	.....	.....	1	1 „	.....	6	6
	New Caledonia ...	.....	.....	.....	90	90 „	.....	410	410
	Fiji Islands ...	.....	.....	.....	9	9 „	.....	45	45
		.....	.....	.....	400	400 pkgs.	.....	1,643	1,643
Perfumery	New Zealand ...	.....	.....	.....	3	3 pkgs.	.....	8	8
	Tasmania	.....	.....	.....	2	2 „	.....	3	3
	Queensland ...	.....	.....	.....	25	25 „	.....	153	153
	New Caledonia ...	.....	.....	.....	1	1 „	.....	4	4
	Fiji Islands ...	.....	.....	.....	16	16 „	.....	126	126
		.....	.....	.....	47	47 pkgs.	.....	294	294
Photographic Materials	Victoria	.....	.....	.....	1	1 pkg.	.....	15	15
	Tasmania	.....	.....	.....	2	2 pkgs.	.....	14	14
	New Zealand ...	.....	.....	.....	3	3 „	.....	23	23
	Queensland ...	.....	.....	.....	56	56 „	.....	422	422
	South Sea Islands ...	.....	.....	.....	3	3 „	.....	18	18
	New Caledonia ...	.....	.....	.....	7	7 „	.....	47	47
	Fiji Islands ...	.....	.....	.....	4	4 „	.....	30	30
		.....	.....	.....	76	76 pkgs.	.....	569	569
Pictures and Paintings	Great Britain ...	1	.....	1	9	10 pkgs.	9	155	164
	Victoria	1	.....	1	5	6 „	7	161	168
	Tasmania	1	.....	1	.....	1 „	1	.....	1
	New Zealand ...	.....	.....	.....	1	1 „	.....	50	50
	Queensland ...	2	.....	2	20	22 „	19	244	263
	South Sea Islands ...	.....	.....	.....	2	2 „	.....	8	8
	Fiji Islands ...	.....	.....	.....	1	1 „	.....	8	8
		5	.....	5	38	43 pkgs.	36	626	662
Pipes (Tobacco) ...	Great Britain ...	.....	.....	.....	1	1 pkg.	.....	100	100
	Victoria	.....	.....	.....	3	3 pkgs.	.....	34	34
	New Zealand ...	.....	.....	.....	42	42 „	.....	59	59
	Queensland ...	.....	.....	.....	382	382 „	.....	620	620
	South Sea Islands ...	.....	.....	.....	328	328 „	.....	99	99
	New Caledonia ...	.....	.....	.....	64	64 „	.....	51	51
	Fiji Islands ...	.....	.....	.....	53	53 „	.....	112	112
		.....	.....	.....	873	873 pkgs.	.....	1,075	1,075

EXPORTS SEAWARD—*continued.*

Articles.	Countries to which Exported.	Quantities.					Value in Sterling.		
		Produce and Manufactures of the Colony.			British, Foreign, and other Colonial Produce and Manufactures.	Total.	Produce and Manufactures of the Colony.	British, Foreign, and other Colonial Produce and Manufactures.	Total.
		In British Vessels.	In Foreign Vessels.	Total.					
							£	£	£
Pipes (Iron)	Victoria	.....	.....	.....	32	32 No.	.....	33	33
	New Zealand ...	.....	.....	.....	167	167 „	.....	91	91
	Queensland ...	6	.....	6	365	371 „	25	316	341
	South Sea Islands ...	.....	.....	.....	25	25 „	.....	7	7
	New Caledonia ...	.....	.....	.....	7	7 „	.....	11	11
	Fiji Islands ...	.....	.....	.....	80	80 „	.....	22	22
		6	.....	6	676	682 No.	25	480	505
Pitch, Tar, and Resin	Victoria	.....	.....	.....	6	6 pkgs.	.....	5	5
	New Zealand ...	40	.....	40	62	102 „	41	44	85
	Queensland ...	371	.....	371	215	586 „	226	204	430
	South Sea Islands ...	32	.....	32	15	47 „	30	29	59
	New Caledonia ...	33	.....	33	27	60 „	32	41	73
	Fiji Islands ...	42	.....	42	47	89 „	16	57	73
		518	.....	518	372	890 pkgs.	345	380	725
Plants and Seeds ...	Great Britain ...	73	.....	73	51	124 pkgs.	549	503	1,052
	Victoria	1,005	.....	1,005	241	1,246 „	1,986	1,214	3,200
	Tasmania	46	.....	46	.....	46 „	111	.....	111
	New Zealand ...	165	.....	165	26	191 „	383	126	509
	Queensland ...	637	.....	637	151	788 „	1,913	705	2,618
	South Sea Islands ...	1	.....	1	.....	1 „	2	.....	2
	New Caledonia ...	44	.....	44	19	63 „	122	192	314
	Western Australia...	8	.....	8	.....	8 „	35	.....	35
	Fiji Islands ...	7	.....	7	7	14 „	25	19	44
	Point de Galle ...	2	.....	2	.....	2 „	11	.....	11
	Mauritius	2	.....	2	1	3 „	10	10	20
	Honolulu	2	.....	2	.....	2 „	8	.....	8
	Calcutta	1	.....	1	.....	1 „	5	.....	5
	Singapore	4	.....	4	.....	4 „	12	.....	12
	Java	7	.....	7	.....	7 „	21	.....	21
	Brindisi	8	.....	8	.....	8 „	46	.....	46
	Madras	4	.....	4	.....	4 „	15	.....	15
	San Francisco ...	51	.....	51	7	58 „	216	63	279
		2,067	.....	2,067	503	2,570 pkgs.	5,470	2,832	8,302
Plated-ware	Great Britain ...	.....	.....	.....	4	4 pkgs.	.....	127	127
	Victoria	.....	.....	.....	9	9 „	.....	472	472
	Tasmania	.....	.....	.....	1	1 „	.....	50	50
	New Zealand ...	.....	.....	.....	5	5 „	.....	107	107
	Queensland ...	.....	.....	.....	20	20 „	.....	508	508
	Fiji Islands ...	.....	.....	.....	3	3 „	.....	63	63
		.....	.....	.....	42	42 pkgs.	.....	1,327	1,327
Potatoes	Victoria	.....	.....	.....	400	400 cwt.	.....	70	70
	New Zealand ...	22	.....	22	480	502 „	9	120	129
	Queensland ...	37,360	.....	37,360	21,852	59,212 „	9,154	4,195	14,149
	South Sea Islands ...	.....	.....	.....	100	100 „	.....	20	20
	New Caledonia ...	10,839	90	10,929	2,422	13,351 „	2,988	632	3,620
	Fiji Islands ...	581	.....	581	.....	581 „	163	.....	163
	San Francisco ...	140	.....	140	.....	140 „	30	.....	30
		48,942	90	49,032	25,254	74,286 cwt.	12,344	5,837	18,181
Printing Materials ...	Victoria	.....	.....	.....	8	8 pkgs.	.....	51	51
	New Zealand ...	.....	.....	.....	24	24 „	.....	173	173
	Queensland ...	.....	.....	.....	134	134 „	.....	1,192	1,192
	New Caledonia ...	.....	.....	.....	7	7 „	.....	11	11
	Fiji Islands... ...	.....	.....	.....	35	35 „	.....	394	394
		.....	.....	.....	208	208 pkgs.	.....	1,821	1,821
Perambulators ...	New Zealand ...	.....	.....	.....	5	5 pkgs.	.....	42	42
	Queensland ...	3	.....	3	18	21 „	46	125	171
	New Caledonia ...	1	.....	1	.....	1 „	4	.....	4
		4	.....	4	23	27 pkgs.	50	167	217
Provisions. Beef... ...	Victoria	10	.....	10	.....	10 cwt.	14	.....	14
	Tasmania	759	.....	759	.....	759 „	1,017	.....	1,017
	New Zealand ...	60	.....	60	.....	60 „	90	.....	90
	Queensland ...	681	.....	681	.....	681 „	871	.....	871
	South Sea Islands ...	641	50	691	.....	691 „	960	.....	960
	New Caledonia ...	2,362	.....	2,362	.....	2,362 „	3,120	.....	3,120
	Fiji Islands ...	752	.....	752	2	754 „	1,000	3	1,003
	Point de Galle ...	1	.....	1	.....	1 „	1	.....	1
	Hong Kong ...	187	.....	187	.....	187 „	252	.....	252
	Mauritius	990	1,100	2,090	.....	2,090 „	2,115	.....	2,115
	Singapore	528	.....	528	.....	528 „	720	.....	720
		6,971	1,150	8,121	2	8,123 cwt.	10,160	3	10,163

EXPORTS SEAWARD—*continued.*

Articles.	Countries to which Exported.	Quantities.					Value in Sterling.		
		Produce and Manufactures of the Colony.			British, Foreign, and other Colonial Produce and Manufactures.	Total.	Produce and Manufactures of the Colony.	British, Foreign, and other Colonial Produce and Manufactures.	Total.
		In British Vessels.	In Foreign Vessels.	Total.					
							£	£	£
Provisions—*continued.* Mutton ...	New Caledonia ...	10	.....	10	.....	10 cwt.	15	.....	15
Pork ...	Victoria	176	.....	176	.....	176 cwt.	419	.....	419
	Queensland ...	135	.....	135	.....	135 „	287	.....	287
	New Caledonia ...	152	.....	152	.....	152 „	319	.....	319
	Fiji Islands ...	2	.....	2	.....	2 „	3	.....	3
	Hong Kong ...	2	.....	2	.....	2 „	3	.....	3
		467	.....	467	.....	467 cwt.	1,031	.....	1,031
Hams ...	New Zealand ...	15	.....	15	.....	15 cwt.	76	.....	76
	Queensland ...	27¾	.....	27¾	347¼	375 „	149	2,135	2,284
	New Caledonia ...	9¼	.....	9¼	38¾	47¾ „	43	243	286
	Fiji Islands ...	.....	.....	.....	8¼	8¼ „	.....	63	63
		52	.....	52	394	446 cwt.	268	2,441	2,709
Bacon ...	Victoria	166	.....	166	.....	166 cwt.	611	.....	611
	New Zealand ...	108	.....	108	.....	108 „	405	.....	405
	Queensland ...	1,069	.....	1,069	191	1,260 „	4,021	1,072	5,093
	South Sea Islands ...	1½	½	2	1	3 „	7	6	13
	New Caledonia ...	142¼	.....	142¼	.....	142¼ „	592	.....	592
	Fiji Islands ...	32¼	.....	32¼	2¼	34½ „	129	12	141
		1,519	½	1,519½	194¼	1,713¾ cwt.	5,765	1,090	6,855
Tongues ...	Queensland ...	7	.....	7	.....	7 cwt.	14	.....	14
	South Sea Islands ...	1	.....	1	.....	1 „	2	.....	2
	New Caledonia ...	8	.....	8	.....	8 „	21	.....	21
	Fiji Islands ...	4	.....	4	.....	4 „	9	.....	9
	Hong Kong ...	1	.....	1	.....	1 „	2	.....	2
		21	.....	21	.....	21 cwt.	48	.....	48
Preserved Meats and Extracts.	Great Britain ...	23,256	.....	23,256	17,206	40,462 pkgs.	51,557	28,950	80,507
	Victoria	5	.....	5	2,725	2,730 „	11	5,127	5,138
	New Zealand ...	8	.....	8	.....	8 „	16	.....	16
	Queensland ...	227	.....	227	55	282 „	520	159	679
	South Sea Islands ...	231	21	252	.....	252 „	707	.....	707
	New Caledonia ...	1,113	.....	1,113	12	1,125 „	2,198	29	2,227
	Fiji Islands ...	217	.....	217	13	230 „	566	36	602
	Hong Kong ...	92	.....	92	26	118 „	209	52	261
	San Francisco ...	11	.....	11	38	49 „	35	50	85
	Honolulu	.....	.....	.....	8	8 „	.....	37	37
	Singapore	339	.....	339	330	669 „	546	660	1,206
	Java	20	.....	20	.....	20 „	60	.....	60
		25,519	21	25,540	20,413	45,953 pkgs.	56,425	35,100	91,525
Marrow ...	Great Britain ...	232	.....	232	.....	232 pkgs.	740	.....	740
Vegetables (Preserved)	Queensland ...	.....	.....	.....	1,068	1,068 pkgs.	.....	3,217	3,217
	Fiji Islands ...	.....	.....	.....	1	1 „	.....	2	2
		.....	.....	.....	1,069	1,069 pkgs.	.....	3,219	3,219
Vegetables (Green) ...	South Australia ...	4	.....	4	.....	4 pkgs.	8	.....	8
	Queensland ...	207	.....	207	.....	207 „	148	.....	148
	New Caledonia ...	21	.....	21	.....	21 „	10	.....	10
		232	.....	232	.....	232 pkgs.	166	.....	166
Pyrites (Gold) ...	Great Britain ...	463	.....	463	.....	463 cwt.	2,409	.....	2,409
	Victoria	78	.....	78	.....	78 „	600	.....	600
		541	.....	541	.....	541 cwt.	3,009	.....	3,009
Pulu	Victoria	.....	.....	.....	330	330 pkgs.	.....	523	523
	Queensland ...	.....	.....	.....	150	150 „	.....	314	314
		.....	.....	.....	480	480 pkgs.	.....	837	837
Quicksilver	Victoria	.....	.....	.....	283	283 bottles	.....	4,021	4,021
	Queensland ...	.....	.....	.....	72	72 „	.....	1,235	1,235
		.....	.....	.....	355	355 bottles	.....	5,256	5,256
Rags	Great Britain ...	362	.....	362	260	622 pkgs.	1,221	479	1,700
	Victoria	127	.....	127	.....	127 „	376	.....	376
	Hong Kong ...	.....	.....	.....	1	1 „	.....	2	2
		489	.....	489	261	750 pkgs.	1,597	481	2,078

EXPORTS SEAWARD—*continued.*

Articles.	Countries to which Exported.	Quantities.					Value in Sterling.		
		Produce and Manufactures of the Colony.			British, Foreign, and other Colonial Produce and Manufactures.	Total.	Produce and Manufactures of the Colony.	British, Foreign, and other Colonial Produce and Manufactures.	Total.
		In British Vessels.	In Foreign Vessels.	Total.					
							£	£	£
Rattans and Canes ...	Great Britain ...	.....	.....	.....	8	8 pkgs.	.....	6	6
	Tasmania	.....	.....	.....	14	14 „	.....	14	14
	New Zealand ...	.....	.....	.....	2	2 „	.....	4	4
	Queensland ...	.....	.....	.....	32	32 „	.....	44	44
		.....	.....	.....	56	56 pkgs.	.....	68	68
Safes (Iron)	Victoria	.....	.....	.....	1	1 No.	.....	11	11
	New Zealand ...	1	.....	1	.....	1 „	70	.....	70
	Queensland ...	1	.....	1	24	25 „	20	629	649
	New Caledonia ...	.....	.....	.....	1	1 „	.....	20	20
	Fiji Islands... ...	.....	.....	.....	1	1 „	.....	13	13
		2	.....	2	27	29 No.	90	673	763
Salt	New Zealand ...	.....	.....	.....	2,522	2,522 cwt.	.....	401	401
	Queensland ...	.....	.....	.....	8,124	8,124 „	.....	1,469	1,469
	South Sea Islands ...	.....	.....	.....	139	139 „	.....	30	30
	New Caledonia ...	.....	.....	.....	2,653	2,653 „	.....	530	530
	Fiji Islands... ...	.....	.....	.....	430	430 „	.....	88	88
	Norfolk Island ...	.....	.....	.....	90	90 „	.....	14	14
		.....	.....	.....	13,958	13,958 cwt.	.....	2,532	2,532
Salt (Rock)	Queensland ...	.....	.....	.....	295	295 cwt.	.....	46	46
	New Caledonia ...	.....	.....	.....	20	20 „	.....	4	4
		.....	.....	.....	315	315 cwt.	.....	50	50
Saltpetre	Queensland ...	.....	.....	.....	25	25 cwt.	.....	37	37
	New Caledonia ...	.....	.....	.....	2	2 „	.....	3	3
		.....	.....	.....	27	27 cwt.	.....	40	40
Shale (Kerosene) ...	Great Britain ...	50	.....	50	.....	50 tons	162	.....	162
	Victoria	1,095	.....	1,095	.....	1,095 „	3,490	.....	3,490
	Tasmania	130	.....	130	.....	130 „	423	.....	423
	New Zealand ...	120	.....	120	.....	120 „	380	.....	380
	Queensland ...	50	18	68	.....	68 „	222	.....	222
	Ceylon	5	.....	5	.....	5 „	16	.....	16
	San Francisco ...	1,300	.....	1,300	.....	1,300 „	3,920	.....	3,920
	Valparaiso	719	.....	719	.....	719 „	1,650	.....	1,650
	New York	.....	40	40	.....	40 „	120	.....	120
		3,469	58	3,527	.....	3,527 tons	10,383	.....	10,383
Shell ... Pearl ...	Great Britain ...	.....	.....	.....	532,912	532,912 lbs.	.....	44,036	44,036
	San Francisco ...	.....	.....	.....	560	560 „	.....	50	50
		.....	.....	.....	533,472	533,472 lbs.	.....	44,086	44,086
Shell ... Tortoise ...	Great Britain ...	.....	.....	.....	3,998	3,998 lbs.	.....	2,073	2,073
	Hong Kong ...	.....	.....	.....	30	30 „	.....	15	15
		.....	.....	.....	4,028	4,028 lbs.	.....	2,088	2,088
Ship Chandlery ...	New Zealand ...	.....	.....	.....	2	2 pkgs.	.....	85	85
	Queensland ...	.....	.....	.....	387	387 „	.....	2,451	2,451
	South Sea Islands ...	.....	.....	.....	4	4 „	.....	61	61
	Fiji Islands... ...	.....	.....	.....	19	19 „	.....	295	295
		.....	.....	.....	412	412 pkgs.	.....	2,892	2,892
Shooks and Staves ...	South Australia ...	200	.....	200	.....	200 pkgs.	40	.....	40
	New Zealand ...	1,427	.....	1,427	.....	1,427 „	1,515	.....	1,515
	Queensland ...	336	.....	336	124	460 „	370	96	466
	South Sea Islands ...	10	.....	10	26	36 „	4	14	18
	Norfolk Island ...	.....	.....	.....	70	70 „	.....	60	60
		1,973	.....	1,973	220	2,193 pkgs.	1,929	170	2,099
Silks	Great Britain ...	.....	.....	.....	1	1 pkg.	.....	65	65
	Tasmania	.....	.....	.....	1	1 „	.....	8	8
	Queensland ...	.....	.....	.....	8	8 pkgs.	.....	619	619
	New Caledonia ...	.....	.....	.....	3	3 „	.....	100	100
		.....	.....	.....	13	13 pkgs.	.....	792	792

EXPORTS SEAWARD—*continued.*

Articles.	Countries to which Exported.	Quantities.					Value in Sterling.		
		Produce and Manufactures of the Colony.			British, Foreign, and other Colonial Produce and Manufactures.	Total.	Produce and Manufactures of the Colony.	British, Foreign, and other Colonial Produce and Manufactures.	Total.
		In British Vessels.	In Foreign Vessels.	Total.					
							£	£	£
Skins. Horned Cattle	Great Britain ...	32,762	.....	32,762	3,162	35,924 No.	36,485	3,477	39,962
	Victoria	18,740	.....	18,740	535	19,275 „	21,962	534	22,496
	Tasmania	2,703	.....	2,703	62	2,765 „	2,886	70	2,956
	New Zealand ...	54	.....	54	.....	54 „	54	.....	54
		54,259	.....	54,259	3,759	58,018 No.	61,387	4,081	65,468
Sheep ...	Great Britain ...	145	.....	145	56	201 pkgs.	1,944	632	2,576
	Victoria	4	.....	4	7	11 „	26	68	94
	Singapore	1	.....	1	.....	1 „	10	.....	10
	Japan	1	.....	1	.....	1 „	10	.....	10
		151	.....	151	63	214 pkgs.	1,990	700	2,690
Other ...	Great Britain ...	2,685	.....	2,685	.....	2,685 No. & pkgs.	965	.....	965
	Victoria	4	.....	4	.....	4 „	13	.....	13
	Tasmania	2	.....	2	.....	2 „	5	.....	5
	New Zealand ...	.....	.....	.....	1	1 „	.....	17	17
	Queensland ...	62	.....	62	.....	62 „	35	.....	35
	New Caledonia ...	1	.....	1	.....	1 „	3	.....	3
	San Francisco ...	1	.....	1	.....	1 „	4	.....	4
		2,755	.....	2,755	1	2,756 No. & pkgs.	1,025	17	1,042
Opossum ...	Great Britain ...	2	.....	2	.....	2 pkgs.	15	.....	15
Kangaroo ...	Great Britain ...	5	.....	5	.....	5 pkgs.	15	.....	15
Pelts... ...	Great Britain ...	220	.....	220	.....	220 cwt.	325	.....	325
	San Francisco ...	24	.....	24	.....	24 „	30	.....	30
		244	.....	244	.....	244 cwt.	355	.....	355
Soap	Queensland ...	178	.....	178	14	192 cwt.	210	31	241
	South Sea Islands ...	1,510	102	1,612	.....	1,612 „	1,961	.....	1,961
	New Caledonia ...	2,162	.....	2,162	28	2,190 „	2,462	35	2,497
	Fiji Islands ...	286	.....	286	.....	286 „	358	.....	358
	Norfolk Island ...	.....	.....	.....	26	26 „	.....	40	40
	Honolulu	130	.....	130	.....	130 „	149	.....	149
		4,266	102	4,368	68	4,436 cwt.	5,140	106	5,246
Specimens (Natural History)	Great Britain ..	14	.....	14	6	20 pkgs.	139	80	219
	Victoria	7	.....	7	5	12 „	17	12	29
	New Zealand ...	4	.....	4	.....	4 „	33	.....	33
	Queensland ...	.....	.....	.....	1	1 „	.....	5	5
	San Francisco ...	3	.....	3	.....	3 „	16	.....	16
		28	.....	28	12	40 pkgs.	205	97	302
Silver...	Great Britain ...	52,553	.....	52,553	.....	52,553 ozs.	12,794	.....	12,794
Slates...	Queensland ...	.....	.....	.....	2,400	2,400 No.	.....	44	44
Sarsaparilla	Victoria	.....	.....	.....	10	10 gallons	.....	12	12
	New Zealand ...	.....	.....	.....	122	122 „	.....	92	92
	Tasmania	.....	.....	.....	29	29 „	.....	36	36
	Queensland ...	81	.....	81	530	611 „	65	459	524
	South Sea Islands ...	5	.....	5	.....	5 „	5	.....	5
	New Caledonia ...	.....	.....	.....	116	116 „	.....	109	109
	Fiji Islands... ...	2	.....	2	3	5 „	2	3	5
		88	.....	88	810	898 gallons	72	711	783
Spirits... Brandy ...	South Australia ...	.....	.....	.....	42	42 gallons	.....	42	42
	Victoria	.....	.....	.....	8,069	8,069 „	.....	4,194	4,194
	Tasmania	.....	.....	.....	177	177 „	.....	88	88
	New Zealand ...	.....	.....	.....	7,124	7,124 „	.....	4,563	4,563
	Queensland ...	.....	.....	.....	90,608	90,608 „	.....	48,471	48,471
	South Sea Islands ...	.....	.....	.....	494	494 „	.....	250	250
	New Caledonia ...	.....	.....	.....	752	752 „	.....	457	457
	Fiji Islands ...	.....	.....	.....	2,540	2,540 „	.....	1,445	1,445
	Norfolk Island ...	.....	.....	.....	19	19 „	.....	19	19
	Hong Kong ...	.....	.....	.....	30	30 „	.....	28	28
	San Francisco ...	.....	.....	.....	64	64 „	.....	57	57
	Honolulu	.....	.....	.....	384	384 „	.....	260	260
		.....	.....	.....	110,303	110,303 gallons	.....	59,874	59,874

EXPORTS SEAWARD—*continued.*

Articles.	Countries to which Exported.	Quantities.					Value in Sterling.		
		Produce and Manufactures of the Colony.			British, Foreign, and other Colonial Produce and Manufactures.	Total.	Produce and Manufactures of the Colony.	British, Foreign, and other Colonial Produce and Manufactures.	Total.
		In British Vessels.	In Foreign Vessels.	Total.					
							£	£	£
Spirits—*continued.* Rum	Great Britain ...	.....	.....	.....	53	53 galls.	.....	12	12
	Victoria	.....	.....	.....	7,868	7,868 „	.....	1,053	1,053
	South Australia ...	.....	.....	.....	66	66 „	.....	17	17
	Tasmania	.....	.....	.....	963	963 „	.....	131	131
	New Zealand ...	.....	.....	.....	2,337	2,337 „	.....	448	448
	Queensland ...	.....	.....	.....	6,166	6,166 „	.....	1,717	1,717
	South Sea Islands...	.....	.....	.....	251	251 „	.....	38	38
	New Caledonia ..	.....	.....	.....	792	792 „	.....	123	123
	Fiji Islands ...	.....	.....	.....	440	440 „	.....	104	104
	Hong Kong ...	.....	.....	.....	60	60 „	.....	16	19
		.....	.....	.....	18,996	18,996 galls.	.....	3,659	3,659
	Victoria	.....	.....	.....	888	888 galls.	.....	444	444
	South Australia ...	.....	.....	.....	170	170 „	.....	45	45
	Tasmania	.....	.....	.....	1,440	1,440 „	.....	368	368
	New Zealand ...	.....	.....	.....	3,949	3,949 „	.....	1,206	1,206
Geneva and Schnapps ...	Queensland ...	.....	.....	.....	20,960	20,960 „	.....	7,966	7,966
	South Sea Islands ...	.....	.....	.....	3,269	3,269 „	.....	735	735
	New Caledonia ...	.....	.....	.....	780	780 „	.....	175	175
	Fiji Islands ...	.....	.....	.....	2,419	2,419 „	.....	530	530
	Norfolk Island ...	.....	.....	.....	37	37 „	.....	10	10
	Hong Kong ...	.....	.....	.....	48	48 „	.....	13	13
	Honolulu	.....	.....	.....	195	195 „	.....	40	40
		.....	.....	.....	34,155	34,155 galls.	.....	11,532	11,532
	Tasmania	.....	.....	.....	35	35 galls.	.....	11	11
	New Zealand ...	.....	.....	.....	87	87 „	.....	30	30
Gin	Queensland ...	.....	.....	.....	1,056	1,056 „	.....	398	398
	Fiji Islands ...	.....	.....	.....	127	127 „	.....	54	54
		.....	.....	.....	1,305	1,305 galls.	.....	493	493
	Victoria	.....	.....	.....	3,009	3,009 galls.	.....	843	843
	Tasmania	.....	.....	.....	27	27 „	.....	15	15
	New Zealand ...	.....	.....	.....	716	716 „	.....	282	282
Whiskey ...	Queensland ...	.....	.....	.....	6,037	6,037 „	.....	2,358	2,358
	South Sea Islands ...	.....	.....	.....	11	11 „	.....	5	5
	New Caledonia ...	.....	.....	.....	37	37 „	.....	22	22
	Fiji Islands ...	.....	.....	.....	204	204 „	.....	69	69
	Honolulu	.....	.....	.....	55	55 „	.....	20	20
		.....	.....	.....	10,096	10,096 galls.	.....	3,614	3,614
	Victoria	.....	.....	.....	101	101 galls.	.....	40	40
	Tasmania	.....	.....	.....	4	4 „	.....	8	8
	New Zealand ...	.....	.....	.....	217	217 „	.....	120	120
Liqueurs ...	Queensland ...	.....	.....	.....	903	903 „	.....	917	917
	South Sea Islands ...	.....	.....	.....	3½	3½ „	.....	3	3
	New Caledonia ...	.....	.....	.....	244	244 „	.....	192	192
	Fiji Islands ...	.....	.....	.....	16	16 „	.....	10	10
		.....	.....	.....	1,488½	1,488½ galls.	.....	1,290	1,290
	New Zealand ...	.....	.....	.....	20	20 galls.	.....	36	36
Perfumed ...	Queensland ...	.....	.....	.....	110	110 „	.....	276	276
	South Sea Islands...	.....	.....	.....	2	2 „	.....	3	3
	Fiji Islands ...	.....	.....	.....	29	29 „	.....	49	49
		.....	.....	.....	161	161 galls.	.....	364	364
	New Zealand ...	.....	.....	.....	18	18 galls.	.....	36	36
	Victoria	.....	.....	.....	15	15 „	.....	12	12
All other ...	Queensland ...	.....	.....	.....	1,354	1,354 „	.....	588	588
	South Sea Islands...	.....	.....	.....	114	114 „	.....	34	34
	Fiji Islands ...	5	.....	5	6	11 „	2	6	8
		5	.....	5	1,507	1,512 galls.	2	676	678
Naphtha ...	Victoria	8	.....	8	.....	8 galls.	1	.....	1
	Queensland ...	200	.....	200	34	234 „	15	3	18
		208	.....	208	34	242 galls.	16	3	19
Distilled ...	Great Britain ...	52,966	.....	52,966	.....	52,966 galls.	7,373	.....	7,373
	Victoria	18,359	.....	18,359	.....	18,359 „	2,530	.....	2,530
	New Zealand ...	4,036	.....	4,036	.....	4,036 „	601	.....	601
	New Caledonia ...	3,255	.....	3,255	.....	3,255 „	350	.....	350
		78,616	.....	78,616	.....	78,616 galls.	10,854	.....	10,854

EXPORTS SEAWARD—*continued.*

Articles.	Countries to which Exported.	Quantities.					Value in Sterling.		
		Produce and Manufactures of the Colony.			British, Foreign, and other Colonial Produce and Manufactures.	Total.	Produce and Manufactures of the Colony.	British, Foreign, and other Colonial Produce and Manufactures.	Total.
		In British Vessels.	In Foreign Vessels.	Total.					
							£	£	£
Starch and Blue ...	Victoria	.....	.....	.....	734	734 pkgs.	.....	1,286	1,286
	Queensland ...	.....	.....	.....	1,317	1,317 ,,	.....	1,943	1,943
	South Sea Islands ...	.....	.....	.....	44	44 ,,	.....	48	48
	New Caledonia ...	.....	.....	.....	255	255 ,,	.....	306	306
	Fiji Islands ...	.....	.....	.....	93	93 ,,	.....	116	116
	Norfolk Island ...	.....	.....	.....	2	2 ,,	.....	2	2
		.....	.....	.....	2,445	2,445 pkgs.	.....	3,701	3,701
Stationery — Books ...	Great Britain ...	2	.....	2	24	26 pkgs.	14	351	365
	Victoria	18	.....	18	41	59 ,,	109	547	656
	Tasmania	1	.....	1	1	2 ,,	10	10	20
	New Zealand ...	7	.....	7	233	240 ,,	14	5,747	5,761
	Queensland ...	8	.....	8	499	507 ,,	51	7,853	7,904
	Western Australia...	.....	.....	.....	1	1 ,,	.....	9	9
	South Sea Islands ...	.....	.....	.....	36	36 ,,	.....	201	201
	New Caledonia ...	1	.....	1	17	18 ,,	1	160	161
	Fiji Islands ...	1	.....	1	41	42 ,,	4	477	481
	San Francisco ...	2	.....	2	.....	2 ,,	10	.....	10
	Singapore	.....	.....	.....	1	1 ,,	.....	10	10
	Brindisi	.....	.....	.....	1	1 ,,	.....	20	20
		40	.....	40	895	935 pkgs.	213	15,385	15,598
Stationery — Paper ...	Great Britain ...	.....	.....	.....	12	12 pkgs.	.....	210	210
	Victoria	14	.....	14	13	27 ,,	93	56	149
	Tasmania	10	.....	10	20	30 ,,	118	128	246
	New Zealand ...	55	.....	55	28	83 ,,	514	200	714
	Queensland ...	17	.....	17	339	356 ,,	158	2,810	2,968
	South Sea Islands ...	.....	.....	.....	1	1 ,,	.....	3	3
	New Caledonia ...	6	.....	6	96	102 ,,	28	794	822
	Fiji Islands ...	3	.....	3	11	14 ,,	7	120	127
		105	.....	105	520	625 pkgs.	918	4,321	5,239
Stationery — Other Articles	Great Britain ...	.....	.....	.....	2	2 pkgs.	.....	60	60
	Victoria	.....	.....	.....	61	61 ,,	.....	650	650
	Tasmania	.....	.....	.....	1	1 ,,	.....	10	10
	New Zealand ...	.....	.....	.....	70	70 ,,	.....	1,041	1,041
	Queensland ...	6	.....	6	425	431 ,,	101	4,593	4,694
	South Sea Islands ...	.....	.....	.....	9	9 ,,	.....	115	115
	New Caledonia ...	.....	.....	.....	15	15 ,,	.....	135	135
	Fiji Islands ...	.....	.....	.....	50	50 ,,	.....	603	603
	Honolulu	.....	.....	.....	2	2 ,,	.....	12	12
		6	.....	6	635	641 pkgs.	101	7,219	7,320
Stones... — Building ...	Queensland ...	324	.....	324	.....	324 tons	819	.....	819
Stones... — Grinding...	Queensland ...	.....	.....	.....	367	367 No.	.....	134	134
	South Sea Islands ...	.....	.....	.....	3	3 ,,	.....	3	3
	New Caledonia ...	.....	.....	.....	100	100 ,,	.....	112	112
	Fiji Islands ...	.....	.....	.....	21	21 ,,	.....	7	7
		.....	.....	.....	491	491 No.	.....	256	256
Stones... — Mill ...	Victoria	.....	.....	.....	2	2 No.	.....	11	11
Stones... — Tomb ...	New Zealand ...	2	.....	2	.....	2 No. &	24	.....	24
	Queensland ...	51	.....	51	.....	51 pkgs.	228	.....	228
	South Sea Islands ...	1	.....	1	.....	1 ,,	12	.....	12
	Fiji Islands ...	31	.....	31	.....	31 ,,	116	.....	116
		85	.....	85	.....	85 No. & pkgs.	380	.....	380
Stoves	Great Britain ...	.....	.....	.....	4	4 pkgs.	.....	50	50
	Queensland ...	27	.....	27	38	65 & No.	293	202	495
	New Caledonia ...	4	.....	4	17	21 ,,	25	109	134
	Fiji Islands ...	.....	.....	.....	9	9 ,,	.....	38	38
		31	.....	31	68	99 pkgs. & No.	318	399	717
Sugar ... — Refined...	Tasmania	300	.....	300	.....	300 cwt.	480	.....	480
	New Zealand ...	42,563½	.....	42,563½	.....	42,563½ ,,	68,429	.....	68,429
	Queensland ...	6,334¼	.....	6,334¼	9½	6,343¾ ,,	10,303	27	10,330
	South Sea Islands ...	23	.....	23	.....	23 ,,	38	.....	38
	New Caledonia ...	265¼	.....	265¼	293	558¼ ,,	494	750	1,244
	Fiji Islands ...	275	.....	275	2½	277½ ,,	437	6	443
		49,761	.....	49,761	305	50,066 cwt.	80,181	783	80,964

EXPORTS SEAWARD—*continued.*

Articles.	Countries to which Exported.	Quantities.					Value in Sterling.		
		Produce and Manufactures of the Colony.			British, Foreign, and other Colonial Produce and Manufactures.	Total.	Produce and Manufactures of the Colony.	British, Foreign, and other Colonial Produce and Manufactures.	Total.
		In British Vessels.	In Foreign Vessels.	Total.					
							£	£	£
Sugar—*contd.* Unrefined	Victoria ...	.....	.....	.....	11,653½	11,653½ cwt.	.....	16,992	16,992
	South Australia ...	.....	.....	.....	40	40 „	.....	71	71
	New Zealand ...	.....	.....	.....	3,679¼	3,679¼ „	.....	5,601	5,601
	Queensland ...	.....	.....	.....	2,014½	2,014½ „	.....	3,112	3,112
	South Sea Islands ...	.....	.....	.....	450	450 „	.....	523	523
	New Caledonia ...	.....	.....	.....	241¾	241¾ „	.....	413	413
	Fiji Islands... ...	.....	.....	.....	198¾	198¾ „	.....	283	283
	Norfolk Island ...	.....	.....	.....	63¼	63¼ „	.....	90	90
	Hong Kong... ...	.....	.....	.....	36	36 „	.....	70	70
	San Francisco ...	.....	.....	.....	31	31 „	.....	55	55
		.....	.....	.....	18,408	18,408 cwt.	.....	27,210	27,210
Sulphur...	Queensland ...	.....	.....	.....	125	125 cwt.	.....	105	105
Sundries	Great Britain ...	324	.....	324	185	509 pkgs.	2,552	2,266	4,818
	Victoria	307	.....	307	443	750 „	664	2,578	3,242
	Tasmania	11	.....	11	51	62 „	34	270	304
	New Zealand ...	27	.....	27	105	132 „	63	1,403	1,466
	South Australia ...	.....	.....	.....	4	4 „	.....	50	50
	Queensland ...	1,119	.....	1,119	1,750	2,869 „	1,824	8,644	10,468
	South Sea Islands ...	48	.....	48	66	114 „	86	328	414
	New Caledonia ...	260	.....	260	335	595 „	281	2,159	2,440
	Point de Galle ...	.....	.....	.....	1	1 „	.....	9	9
	Alexandria	.....	.....	.....	3	3 „	.....	45	45
	Fiji Islands... ...	49	.....	49	205	254 „	52	891	943
	Hong Kong ...	99	.....	99	44	143 „	27	77	104
	San Francisco ...	.....	.....	.....	4	4 „	.....	38	38
	Honolulu	3	.....	3	10	13 „	3	56	59
	Bombay	2	.....	2	1	3 „	8	50	58
	Calcutta	2	.....	2	3	5 „	38	39	77
		2,251	.....	2,251	3,210	5,461 pkgs.	5,632	18,903	24,535
Tallow	Great Britain ...	64,844	.....	64,844	2,897	67,741 cwt.	105,113	4,646	109,759
	Victoria	252	.....	252	460	712 „	331	670	1,001
	Tasmania	137	.....	137	.....	137 „	217	.....	217
	Queensland ...	48	.....	48	.....	48 „	77	.....	77
	China	100	.....	100	.....	100 „	160	.....	160
	Manila	120	.....	120	.....	120 „	180	.....	180
	Bombay	140	.....	140	.....	140 „	207	.....	207
		65,641	.....	65,641	3,357	68,998 cwt.	106,285	5,316	111,601
Tarpaulins	Queensland ...	9	.....	9	8	17 pkgs.	172	58	230
Tanks (Iron) ...	Victoria	.....	.....	.....	36	36 No.	.....	140	140
	Queensland ...	.....	.....	.....	67	67 „	.....	278	278
	South Sea Islands ...	.....	.....	.....	31	31 „	.....	126	126
	New Caledonia ...	.....	.....	.....	16	16 „	.....	75	75
	Hong Kong... ...	.....	.....	.....	2	2 „	.....	10	10
		.....	.....	.....	152	152 No.	.....	629	629
Tea	Victoria	.....	.....	.....	35,409	35,409 lbs.	.....	2,060	2,060
	Tasmania	.....	.....	.....	305	305 „	.....	27	27
	New Zealand ...	.....	.....	.....	93,538	93,538 „	.....	6,801	6,801
	South Australia ...	.....	.....	.....	468	468 „	.....	34	34
	Queensland ...	.....	.....	.....	374,844	374,844 „	.....	28,193	28,193
	Western Australia...	.....	.....	.....	458	458 „	.....	33	33
	South Sea Islands ...	.....	.....	.....	6,146	6,146 „	.....	482	482
	New Caledonia ...	.....	.....	.....	17,345	17,345 „	.....	1,352	1,352
	Fiji Islands ...	.....	.....	.....	16,069	16,069 „	.....	1,370	1,370
	Norfolk Island ...	.....	.....	.....	329	329 „	.....	28	28
	Honolulu	.....	.....	.....	37	37 „	.....	5	5
		.....	.....	.....	544,948	544,948 lbs.	.....	40,385	40,385
Timber (Cedar (hewn and sawn)).	Victoria	2,754,673	.....	2,754,673	.....	2,754,673 feet	15,307	.....	15,307
	South Australia ...	592,417	.....	592,417	.....	592,417 „	4,086	.....	4,086
	Tasmania	10,950	.....	10,950	5,142	16,092 „	137	50	187
	New Zealand ...	45,405	.....	45,405	.....	45,405 „	473	.....	473
	Queensland ...	299,263	.....	299,263	.....	299,263 „	1,198	.....	1,198
	New Caledonia ...	12,494	.....	12,494	.....	12,494 „	60	.....	60
		3,715,202	.....	3,715,202	5,142	3,720,344 feet	21,261	50	21,311

EXPORTS SEAWARD—*continued.*

Articles.	Countries to which Exported.	Quantities.					Value in Sterling.		
		Produce and Manufactures of the Colony.			British, Foreign, and other Colonial Produce and Manufactures.	Total.	Produce and Manufactures of the Colony.	British, Foreign, and other Colonial Produce and Manufactures.	Total.
		In British Vessels.	In Foreign Vessels.	Total.					
							£	£	£
Timber—*continued.* Hardwood (Hewn & Sawn)	Victoria ...	1,200	.....	1,200	130	1,330 feet	8	2	10
	South Australia	32,500	.....	32,500	.....	32,500 „	225	.....	225
	Tasmania ...	30,000	.....	30,000	.....	30,000 „	360	.....	360
	New Zealand	2582777	.....	2582777	11,652	2,594,429 „	22,742	109	22,851
	Queensland	132,875	.....	132,875	510	133,385 „	731	6	737
	South Sea Islands	186,520	11,300	197,820	.....	197,820 „	1,908	.....	1,908
	New Caledonia	58,398	.....	58,398	94,843	153,241 „	477	755	1,232
	China ...	320	.....	320	2,736	3,056 „	4	20	24
	Hong Kong	5,400	.....	5,400	.....	5,400 „	64	.....	64
	Fiji Islands	26,800	.....	26,800	.....	26,800 „	256	.....	256
	Petropaulovski	3,243	.....	3,243	.....	3,243 „	45	.....	45
		3060033	11,300	3071333	109,871	3,181,204 feet	26,820	892	27,712
	South Australia	4,000	.....	4,000	80,000	84,000 feet	40	600	640
Pine (Hewn & Sawn)	Tasmania ...	965	.....	965	.....	965 „	6	.....	6
	Queensland	7,400	.....	7,400	1,860	9,260 „	44	19	63
	South Sea Islands	3,000	.....	3,000	.....	3,000 „	30	.....	30
	New Caledonia	70,000	.....	70,000	.....	70,000 „	455	.....	455
		85,365	.....	85,365	81,860	167,225 feet	575	619	1,194
	Victoria ...	58,084	.....	58,084	.....	58,084 No.	446	.....	446
	South Australia	87,643	.....	87,643	.....	87,643 „	716	.....	716
Spokes and Felloes	New Zealand	117,429	.....	117,429	.....	117,429 „	2,031	.....	2,031
	Queensland	5,745	.....	5,745	.....	5,745 „	74	.....	74
	Western Australia	2,000	.....	2,000	.....	2,000 „	15	.....	15
	New Caledonia	1,052	.....	1,052	.....	1,052 „	23	.....	23
		271,953	.....	271,953	.....	271,953 No.	3,305	.....	3,305
Girders	New Zealand	715	.....	715	.....	715 No.	1,990	.....	1,990
	Great Britain	645	.....	645	.....	645 No.	2,612	.....	2,612
Piles, Logs, and Spars	New Zealand	1,466	.....	1,466	.....	1,466 „	8,026	.....	8,026
	South Australia	346	.....	346	.....	346 „	1,230	.....	1,230
	Queensland	69	.....	69	.....	69 „	94	.....	94
	New Caledonia	5	.....	5	.....	5 „	80	.....	80
		2,531	.....	2,531	.....	2,531 No.	12,042	.....	12,042
	Victoria ...	57	.....	57	.....	57 pairs	15	.....	15
Stocks & Naves	New Zealand	2,868	.....	2,868	.....	2,868 „	686	.....	686
	Queensland	51	.....	51	.....	51 „	12	.....	12
	New Caledonia	23	.....	23	.....	23 „	5	.....	5
		2,999	.....	2,999	.....	2,999 pairs	718	.....	718
	Queensland	24,190	.....	24,190	48,560	72,750 No.	199	307	506
Palings	South Sea Islands	400	.....	400	1,400	1,800 „	2	10	12
	New Caledonia	26,600	.....	26,600	12,000	38,600 „	195	84	279
	Fiji Islands	3,250	.....	3,250	.....	3,250 „	18	.....	18
		54,440	.....	54,440	61,960	116,400 No.	414	401	815
Laths ...	Victoria ...	.....	.....	.....	107,100	107,100 No.	.....	60	60
Shingles	New Zealand	130	.....	130	.....	130 bndls.	19	.....	19
	South Sea Islands	695	.....	695	.....	695 „	106	.....	106
		825	.....	825	.....	825 bndls.	125	.....	125
	Great Britain	4,250	.....	4,250	.....	4,250 No.	20	.....	20
Treenails	New Zealand	4,750	.....	4,750	.....	4,750 „	21	.....	21
	Hong Kong	7,170	.....	7,170	.....	7,170 „	50	.....	50
		16,170	.....	16,170	.....	16,170 No.	91	.....	91
Sandalwood ...	Hong Kong	.....	.....	.....	945	945 cwt.	915	.....	915
	Victoria ...	.....	.....	.....	68	68 pkgs.	.....	156	156
Tin-plate	Queensland	.....	.....	.....	3,080	3,080 „	.....	7,271	7,271
	New Caledonia	.....	.....	.....	15	15 „	.....	28	28
	Fiji Islands	.....	.....	.....	1	1 „	.....	3	3
		.....	.....	.....	3,164	3,164 pkgs.	.....	7,458	7,458
	New Zealand	.....	.....	.....	4	4 pkgs.	.....	74	74
Tinware	Queensland	36	.....	36	38	74 „	384	299	683
	New Caledonia	4	.....	4	6	10 „	44	48	92
	Fiji Islands	11	.....	11	2	13 „	81	14	95
		51	.....	51	50	101 pkgs.	509	435	944

EXPORTS SEAWARD—*continued.*

Articles.	Countries to which Exported.	Quantities.					Value in Sterling.		
		Produce and Manufactures of the Colony.			British, Foreign, and other Colonial Produce and Manufactures.	Total.	Produce and Manufactures of the Colony.	British, Foreign, and other Colonial Produce and Manufactures.	Total.
		In British Vessels.	In Foreign Vessels.	Total.					
							£	£	£
Tin..... Ore	Great Britain ...	400	.....	400	.....	400 cwt.	1,000	.....	1,000
	New Caledonia ...	1	.....	1	.....	1 „	2	.....	2
		401	.....	401	.....	401 cwt.	1,002	.....	1,002
Tin..... Ingots ...	Great Britain ...	93,337	.....	93,337	7,784	101,121 cwt.	370,685	28,529	399,214
	Victoria	13,856	.....	13,856	2,629	16,485 „	50,722	10,618	61,340
	South Australia ...	120	.....	120	.....	120 „	480	.....	480
	Tasmania	120	.....	120	.....	120 „	452	.....	452
	New Zealand ...	81¾	.....	81¾	8¼	90 „	320	34	354
	Queensland ...	122	.....	122	14½	136½ „	458	60	518
	New Caledonia ...	2	.....	2	.....	2 „	7	.....	7
	San Francisco ...	1,945¾	.....	1,945¾	.....	1,945¾ „	7,778	.....	7,778
	New York	.....	1,140	1,140	.....	1,140 „	5,016	.....	5,016
		109,584½	1,140	110,724½	10,435¾	121,160¼ cwt.	435,918	39,241	475,159
Tobacco Manufactured ...	Victoria	.....	.....	.....	49,023	49,023 lbs.	.....	3,028	3,028
	South Australia ...	.....	.....	.....	3,336	3,336 „	.....	274	274
	Tasmania	.....	.....	.....	1,488	1,488 „	.....	89	89
	New Zealand ...	60	.....	60	36,506	36,566 „	6	2,176	2,182
	Queensland ...	478	.....	478	130,282	130,760 „	35	8,698	8,733
	South Sea Islands ...	130	.....	130	40,185	40,315 „	10	2,165	2,175
	New Caledonia ...	912	.....	912	29,926	30,838 „	81	1,983	2,064
	Fiji Islands... ...	.....	.....	.....	9,940	9,940 „	.....	579	579
	Norfolk Island ...	.....	.....	.....	364	364 „	.....	20	20
	China	.....	.....	.....	400	400 „	.....	29	29
	Bombay	.....	.....	.....	666	666 „	.....	50	50
	Hong Kong ...	.....	.....	.....	1,473	1,473 „	.....	112	112
	San Francisco ...	.....	.....	.....	1,871	1,871 „	.....	140	140
	Petropaulovski ...	.....	.....	.....	84	84 „	.....	6	6
	Mauritius	.....	.....	.....	200	200 „	.....	15	15
	Manila	.....	.....	.....	374	374 „	.....	27	27
	Singapore	.....	.....	.....	1,275	1,275 „	.....	60	60
		1,580	.....	1,580	307,393	308,973 lbs.	132	19,451	19,583
Tobacco Unmanufactured ...	Victoria	.....	.....	.....	47,390	47,390 lbs.	.....	1,650	1,650
Tobacco Cigars ...	South Australia ...	.....	.....	.....	65	65 lbs.	.....	27	27
	Victoria	.....	.....	.....	4,414	4,414 „	.....	1,574	1,574
	Tasmania	.....	.....	.....	10	10 „	.....	7	7
	New Zealand ...	.....	.....	.....	125	125 „	.....	52	52
	Queensland ...	12	.....	12	2,417	2,429 „	4	1,029	1,033
	South Sea Islands ...	.....	.....	.....	670	670 „	.....	287	287
	New Caledonia ...	.....	.....	.....	2,271	2,271 „	.....	982	982
	Fiji Islands ...	.....	.....	.....	380	380 „	.....	153	153
	China	.....	.....	.....	16	16 „	.....	4	4
		12	.....	12	10,368	10,380 lbs.	4	4,115	4,119
Toys and Fancy Goods	Great Britain ...	.....	.....	.....	8	8 pkgs.	.....	736	736
	Victoria	.....	.....	.....	50	50 „	.....	1,375	1,375
	South Australia ...	.....	.....	.....	3	3 „	.....	45	45
	Tasmania	.....	.....	.....	36	36 „	.....	412	412
	New Zealand ...	.....	.....	.....	112	112 „	.....	6,286	6,286
	Queensland ...	.....	.....	.....	1,496	1,496 „	.....	24,255	24,255
	Western Australia...	.....	.....	.....	5	5 „	.....	91	91
	South Sea Islands ...	.....	.....	.....	3	3 „	.....	63	63
	New Caledonia ...	.....	.....	.....	99	99 „	.....	1,386	1,386
	Fiji Islands... ...	.....	.....	.....	101	101 „	.....	1,249	1,249
	San Francisco ...	.....	.....	.....	1	1 „	.....	35	35
		.....	.....	.....	1,914	1,914 pkgs.	.....	35,933	35,933
Turnery and Woodware	Victoria	3	.....	3	3	6 pkgs.	15	10	25
	New Zealand ...	.....	.....	.....	43	43 „	.....	25	25
	Queensland ...	122	.....	122	638	760 „	291	899	1,190
	South Sea Islands ...	175	75	250	41	291 „	740	135	875
	New Caledonia ...	80	.....	80	116	196 „	245	417	662
	Fiji Islands... ...	113	.....	113	67	180 „	223	199	422
		493	75	568	908	1,476 pkgs.	1,514	1,685	3,199
Turpentine and Varnish	Victoria	.....	.....	.....	64	64 galls.	.....	34	34
	Queensland ...	.....	.....	.....	875	875 „	.....	256	256
	South Sea Islands ...	.....	.....	.....	42	42 „	.....	11	11
	New Caledonia ...	.....	.....	.....	991	991 „	.....	259	259
	Fiji Islands... ...	.....	.....	.....	110	110 „	.....	29	29
		.....	.....	.....	2,082	2,082 galls.	.....	589	589

EXPORTS SEAWARD—*continued.*

Articles.	Countries to which Exported.	Quantities.					Value in Sterling.		
		Produce and Manufactures of the Colony.			British, Foreign, and other Colonial Produce and Manufactures.	Total.	Produce and Manufactures of the Colony.	British, Foreign, and other Colonial Produce and Manufactures.	Total.
		In British Vessels.	In Foreign Vessels.	Total.					
							£	£	£
Twine and Thread ...	Victoria	.....	.....	.....	2	2 pkgs.	.....	30	30
	New Zealand ...	.....	.....	.....	2	2 „	.....	23	23
	Queensland ...	.....	.....	.....	51	51 „	.....	226	226
	New Caledonia ...	.....	.....	.....	8	8 „	.....	41	41
	Fiji Islands ...	.....	.....	.....	4	4 „	.....	11	11
		.....	.....	.....	67	67 pkgs.	.....	331	331
Umbrellas and parasols	Queensland ...	.....	.....	.....	3	3 pkgs.	.....	141	141
	New Caledonia ...	.....	.....	.....	1	1 „	.....	3	3
		.....	.....	.....	4	4 pkgs.	.....	144	144
Vinegar	Victoria	.....	.....	.....	47	47 gallons	.....	13	13
	New Zealand ...	.....	.....	.....	1,121	1,121 „	.....	112	112
	Queensland ...	.....	.....	.....	5,928	5,928 „	.....	655	655
	South Sea Islands ...	.....	.....	.....	188	188 „	.....	27	27
	Fiji Islands ...	.....	.....	.....	420	420 „	.....	68	68
	Norfolk Island ...	.....	.....	.....	25	25 „	.....	2	2
		.....	.....	.....	7,729	7,729 gallons	.....	877	877
Whalebone	Great Britain ...	.....	.....	.....	8,972	8,972 lbs.	.....	1,596	1,596
Whiting and Chalk ...	Queensland ...	.....	.....	.....	51	51 pkgs.	.....	38	38
	New Caledonia ...	.....	.....	.....	29	29 „	.....	26	26
	Fiji Islands ...	.....	.....	.....	6	6 „	.....	5	5
		.....	.....	.....	86	86 pkgs.	.....	69	69
Wire	Victoria	.....	.....	.....	441	441 bundles	.....	810	810
	South Australia ...	.....	.....	.....	499	499 „	.....	500	500
	New Zealand ...	.....	.....	.....	718	718 „	.....	890	890
	Queensland ...	.....	.....	.....	1,909	1,909 „	.....	4,453	4,453
	South Sea Islands ...	.....	.....	.....	2	2 „	.....	6	6
	New Caledonia ...	.....	.....	.....	293	293 „	.....	494	494
	Fiji Islands ...	.....	.....	.....	55	55 „	.....	56	56
		.....	.....	.....	3,917	3,917 bundles	.....	7,209	7,209
Wire (Rope)	Queensland ...	.....	.....	.....	27	27 pkgs.	.....	58	58
	Fiji Islands ...	.....	.....	.....	16	16 „	.....	40	40
		.....	.....	.....	43	43 pkgs.	.....	98	98
Wine	Great Britain ...	1,236	.....	1,236	1,925	3,161 gallons	666	763	1,429
	Victoria	40	.....	40	5,941	5,981 „	19	2,385	2,404
	Tasmania	70	.....	70	248	318 „	32	165	197
	New Zealand ...	601	.....	601	3,561	4,162 „	245	1,494	1,739
	South Australia ...	38	.....	38	4	42 „	21	3	24
	Queensland ...	3,530	.....	3,530	37,418	40,948 „	2,028	17,187	19,215
	South Sea Islands ...	128	.....	128	621	749 „	63	198	261
	New Caledonia ...	46	.....	46	566	612 „	29	262	291
	Point de Galle ...	.....	.....	.....	60	60 „	.....	58	58
	Fiji Islands ...	112	.....	112	1,480	1,592 „	65	801	866
	China	2	.....	2	.....	2 „	3	.....	3
	Hong Kong ...	12	.....	12	10	22 „	13	8	21
	San Francisco ...	42	.....	42	30	72 „	23	24	47
	Honolulu	.....	.....	.....	135	135 „	.....	115	115
	Singapore	48	.....	48	.....	48 „	30	.....	30
	Bombay	56	.....	56	.....	56 „	34	.....	34
		5,961	.....	5,961	51,999	57,960 gallons	3,271	23,463	26,734
Wool — Washed and Scoured ...	Great Britain ...	23158517	.....	23158517	4,654,780	27813297 lbs.	1,864,387	368,702	2,233,089
	Victoria	30,918	.....	30,918	1,000	31,918 „	2,498	90	2,588
	Hong Kong ...	40	.....	40	.....	40 „	3	.....	3
	Brindisi	40,950	.....	40,950	.....	40,950 „	3,072	.....	3,072
		23230425	.....	23230425	4,655,780	27886205 lbs.	1,869,960	368,792	2,238,752
Wool — Greasy ...	Great Britain ...	15688820	.....	15688820	3,286,843	18975663 lbs.	755,135	161,336	916,471
	Victoria	77,194	.....	77,194	.....	77,194 „	3,747	.....	3,747
	San Francisco ...	.....	.....	.....	37,040	37,040 „	.....	2,090	2,090
	New York	.....	652,708	652,708	.....	652,708 „	32,260	.....	32,260
		15766014	652,708	16418722	3,323,883	19742605 lbs.	791,142	163,426	954,568

EXPORTS SEAWARD—*continued.*

Articles.	Countries to which Exported.	Quantities.					Value in Sterling.		
		Produce and Manufactures of the Colony.			British, Foreign, and other Colonial Produce and Manufactures.	Total.	Produce and Manufactures of the Colony.	British, Foreign, and other Colonial Produce and Manufactures.	Total.
		In British Vessels.	In Foreign Vessels.	Total.					
							£	£	£
Woollens	Victoria	13	.....	13	.....	13 pkgs.	290	.....	290
	New Zealand ...	2	.....	2	16	18 „	92	1,300	1,392
	Queensland ...	.....	.....	.....	18	18 „	.....	532	532
	Fiji Islands ...	.....	.....	.....	1	1 „	.....	10	10
		15	.....	15	35	50 pkgs.	382	1,842	2,224
Woolpacks	Victoria	.....	.....	.....	20	20 pkgs.	.....	205	205
	New Zealand ...	.....	.....	.....	18	18 „	.....	182	182
	Queensland ...	.....	.....	.....	210	210 „	.....	2,109	2,109
	New Caledonia ...	.....	.....	.....	3	3 „	.....	25	25
	Fiji Islands... ...	.....	.....	.....	18	18 „	.....	208	208
		.....	.....	.....	269	269 pkgs.	.....	2,729	2,729
Zinc	New Zealand ...	.....	.....	.....	5	5 pkgs.	.....	50	50
	Queensland ...	.....	.....	.....	53	53 „	.....	382	382
	South Sea Islands...	.....	.....	.....	3	3 „	.....	27	27
	New Caledonia ...	.....	.....	.....	20	20 „	.....	185	185
	Fiji Islands ...	.....	.....	.....	1	1 „	.....	5	5
		.....	.....	.....	82	82 pkgs.	.....	649	649
„ (Spelter) ...	Great Britain ...	360	.....	360	.....	360 cwt.	380	.....	380
TOTAL VALUE OF EXPORTS ... £		.....	.....	.....	.....	.....	7,258,022	2,195,646	9,453,668

IMPORTS.

No. 48.—DECENNIAL RETURN of the Total Value of IMPORTS into the Colony, distinguishing the Countries from whence Imported.

Year.	From Great Britain.	From British Colonies.							From South Sea Islands.	From Fisheries.	From United States of America.	From Foreign States.	General Total.
		Victoria.	South Australia.	Tasmania.	New Zealand.	Queensland	Other British Possessions.	Total.					
	£	£	£	£	£	£	£	£	£	£	£	£	£
1866	3,352,768	1,399,511	218,148	56,204	1,161,677	614,983	517,423	3,967,946	12,126	3,318	381,760	1,149,153	8,867,071
1867	2,203,462	1,107,762	322,124	82,689	1,068,264	644,458	300,689	3,525,986	8,768	4,790	127,939	728,859	6,599,804
1868	2,660,430	1,215,777	272,283	121,875	720,936	1,505,970	363,937	4,200,778	13,697	8,038	257,921	910,513	8,051,377
1869	3,544,285	494,855	412,593	87,069	300,016	1,473,008	459,541	3,227,082	15,547	1,574	154,855	757,400	7,700,743
1870	3,200,706	705,387	270,798	90,827	298,951	1,240,877	573,462	3,180,302	11,387	1,637	154,799	664,460	7,213,291
1871	3,252,617	1,206,604	589,727	107,002	881,501	1,596,231	518,750	4,899,815	75,806	11,794	126,372	614,815	8,981,219
1872	3,728,457	724,596	501,183	103,018	326,369	1,786,544	589,677	4,031,387	162,361	18,304	114,682	531,839	8,587,030
1873	5,137,139	624,365	566,357	128,770	198,368	1,861,896	846,865	4,226,621	145,124	15,377	181,250	757,612	10463123
1874	4,888,725	896,976	574,421	145,865	233,981	2,213,575	901,623	4,966,441	114,188	2,897	233,845	630,824	10836920
1875	6,062,226	1,121,107	721,701	167,870	135,480	2,272,065	867,252	5,285,475	56,600	5,317	203,539	661,448	12274605

IMPORTS AND EXPORTS SEAWARD.

EXPORTS.

No. 49.—DECENNIAL RETURN of the Total Value of EXPORTS from the Colony, distinguishing the Countries to which exported.

Year.	To Great Britain.	To British Colonies.							To South Sea Islands.	To Fisheries.	To United States of America.	To Foreign States.	General Total.
		Victoria.	South Australia.	Tasmania.	New Zealand.	Queensland.	Other British Possessions.	Total.					
	£	£	£	£	£	£	£	£	£	£	£	£	£
1866	3,162,615	1,476,635	50,242	52,529	584,809	1,172,836	1,727,362	5,064,413	72,091	495	29,760	182,840	8,512,214
1867	3,111,108	1,451,211	37,973	38,453	332,601	868,235	864,565	3,593,038	61,029	.....	17,270	98,270	6,880,715
1868	3,486,960	1,098,891	33,014	27,281	485,588	1,014,366	807,089	3,466,229	60,603	.....	23,332	155,780	7,192,904
1869	3,267,019	725,404	31,139	21,523	319,855	778,389	2,125,374	4,001,684	102,053	363	52,439	154,166	7,577,724
1870	2,492,640	771,704	24,822	26,555	197,025	639,761	1,397,368	3,057,235	131,918	.....	38,817	132,155	5,852,765
1871	4,378,281	1,549,845	65,914	23,049	285,463	692,590	431,675	3,048,536	109,961	.....	106,736	141,252	7,784,766
1872	4,926,728	734,569	137,682	54,993	228,930	1,010,259	538,107	2,704,540	106,547	.....	118,749	149,007	8,005,571
1873	6,657,559	608,847	174,340	36,044	279,153	807,451	325,940	2,231,775	88,458	.....	74,799	262,566	9,315,157
1874	5,737,066	801,979	157,724	52,127	273,910	1,010,255	413,997	2,709,992	85,067	.....	165,093	260,154	8,957,372
1875	6,374,503	723,096	80,844	44,274	362,764	1,014,559	395,306	2,620,843	43,249	.....	148,125	266,948	9,453,668

EXPORTS.

No. 50.—DECENNIAL RETURN of the Total Value of Articles EXPORTED, the Produce or Manufacture of New South Wales, &c., &c., &c.

Year.	Articles the Produce or Manufacture of New South Wales.	Articles the Produce or Manufacture of other Countries.	Total.
	£	£	£
1866	6,057,585	2,454,629	8,512,214
1867	4,834,505	2,046,210	6,880,715
1868	4,878,344	2,314,560	7,192,904
1869	5,519,859	2,057,865	7,577,724
1870	4,165,304	1,687,461	5,852,765
1871	5,757,574	2,027,192	7,784,766
1872	5,601,982	2,403,589	8,005,571
1873	6,870,433	2,444,724	9,315,157
1874	6,784,941	2,172,431	8,957,372
1875	7,258,022	2,195,646	9,453,668

NOTE.—The above and following Returns are exclusive of the Traffic Overland.

IMPORTS AND EXPORTS SEAWARD—*continued.*

IMPORT OF GRAIN, &c.

No. 51.—DECENNIAL RETURN of the Quantity and Value of GRAIN, &c., Imported into the Colony.

Year.	Wheat.	Maize.	Barley, Oats, Malt, and Hops.	Flour and Bread.	Rice.	Pollard, Bran, Gram, Dholl, and Sharps.	Pease, Beans, and Rye.	Arrowroot, Sago, Pearl Barley, Oatmeal, and Maize Flour.	Potatoes and Yams.	Total.
	Bushels.	Bushels		lbs.	lbs.				Tons.	
1866	1,093,081	4,509	179,067 bush. 1,001 cwt.	59,664,000	6,216,963	24,353 bush.	1,699 brls. 594 sacks 342 cases	3,830 cwt. 4,884 pkgs. 611 cases	9,904 2 pkgs.	1,042,341
1867	755,973	570 13 cases	71,167 bush. 1,176 cwt.	32,910,000	5,139,136	50,404 „	453 brls.	377 cwt. 2,102 casks 688 cases	11,134 1 pkg.	528,172
1868	609,011	.....	106,332 bush. 1,997½ cwt.	40,484,000	13,931,940	91,404 „ 84 tons	30 brls. 681 bags	1,225 cwt. 929 kegs 184 bags 3,671 casks 592 cases	16,042 37 pkgs.	802,592
1869	777,408	2,015	59,940 bush. 1,833½ cwt.	32,602,000	5,871,212	15,773 bush. 53 tons	977 brls. 296 bags	1,110 cwt. 2,625 casks 1,567 kegs 1,582 cases	9,775 20 pkgs.	574,522
1870	569,638	3,682	81,984 bush. 1,392 cwt.	38,790,000	5,320,575	19,498 bush. 75 tons	207 bags. 874 brls.	4,815 casks 1,447 cases 1,169 kegs 1,535 cwt. 676 pkgs.	17,170	544,135
1871	1,041,496	5,598	77,614 bush. 2,707 cwt.	36,322,000	7,976,896	98,260 bush. 39 tons	1,146 brls. 1,447 bush.	973¼ cwt. 787 pkgs. 4,661 casks 1,266 bags 1,258 cases	15,081	709,225
1872	631,299	2,910	88,834 bush. 1,901 cwt.	33,627,000	7,220,928	55,400 bush.	374 brls. 280 bags	10,111 cwt. 1,764 cases	11,376	569,530
1873	818,845	1,500	89,195 bush. 3,040½ cwt.	34,394,108	11,158,728	27,348 „	1,093 brls. 192 bags	13,488 cwt. 2,316 cases	13,301	638,588
1874	740,019	567	195,167 bush. 2,527 cwt.	35,015,310	10,929,585	45,324 „	438 brls. 175 bags	12,413 cwt. 676 cases	13,996	726,272
1875	1,083,773	4,380	240,449 bush. 2,755 cwt.	52,057,102	8,385,197	236,342 „	1,089 brls. 3 bags	12,828 cwt. 2,588 cases	17,433	848,446

EXPORT OF GRAIN, &c.—THE PRODUCE OF THE COLONY.

No. 52.—DECENNIAL RETURN of the Quantity and Value of GRAIN, &c., Exported from the Colony.

Year.	Wheat.	Maize.	Barley, Oats, and Malt.	Flour and Bread.	Corn Flour.	Potatoes.	Value.
	Bushels.	Bushels.	Bushels.	Pounds.	Packages.	Tons.	£
1866	14,115	894,974	20,950	875,600	.....	2,353	287,895
1867	67,333	691,741	5,282	6,124,384	.....	1,411	144,001
1868	1,943	1,146,913	17,616	7,341,500	.....	1,565	226,458
1869	1,668	1,096,373	22,127	5,034,800	.....	1,352½	235,398
1870	1,100	475,886	26,325	3,024,600	3,200	2,008¼	110,346
1871	8	741,567	6,640	1,216,700	3,193	1,170¾	126,957
1872	23	1,183,715	3,175	822,000	3,086	1,699¾	133,135
1873	3,088	1,294,122	17,714	1,291,200	3,128	1,786½	204,143
1874	687	1,025,182	28,508	2,124,800	2,544	1,832½	246,449
1875	120	611,360	29,706	1,417,500	1,132	2,451½	150,206

1875.—Exported also, in addition to the above, Foreign Grain, &c., to the value of £129,610.

IMPORTS AND EXPORTS SEAWARD—*continued.*

IMPORT OF BUTTER AND CHEESE.

No. 53.—DECENNIAL RETURN of the Quantity and Value of BUTTER and CHEESE Imported into the Colony.

Year.	Quantity.	Value.	Year.	Quantity.	Value.
	lbs.	£		lbs.	£
1866	382,256	14,533	1871	188,496	6,145
1867	347,424	8,364	1872	171,696	6,331
1868	352,688	11,233	1873	255,920	9,569
1869	205,184	6,611	1874	177,632	7,789
1870	334,440	11,742	1875	324,576	15,288

EXPORT OF BUTTER AND CHEESE—THE PRODUCE OF THE COLONY.

No. 54.—DECENNIAL RETURN of the Quantity and Value of BUTTER and CHEESE Exported from the Colony.

Year.	Quantity.	Value.	Year.	Quantity.	Value.
	lbs.	£		lbs.	£
1866	1,529,808	91,640	1871	1,593,760	40,003
1867	976,304	42,034	1872	937,328	25,950
1868	738,752	19,071	1873	975,156	30,949
1869	1,066,240	40,844	1874	985,488	36,382
1870	1,409,072	41,546	1875	938,644	46,755

1875.—Exported also, in addition to the above, Foreign Butter and Cheese to the value of £1,058.

IMPORT OF LIVE STOCK.

No. 55.—DECENNIAL RETURN of LIVE STOCK Imported into the Colony.

Year.	Description of Stock.					Value.	Year.	Description of Stock.					Value.
	Horses.	Horned Cattle.	Sheep.	Goats.	Hogs.			Horses.	Horned Cattle.	Sheep.	Goats.	Hogs.	
	No.	No.	No.	No.	No.	£		No.	No.	No.	No.	No.	£
1866	135	1	239	2	4	15,056	1871	70	53	460	29	4	22,254
1867	152	2	2,110	.....	.....	7,428	1872	71	197	1,976	.....	6	31,420
1868	93	72	339	2	.....	11,219	1873	187	403	3,653	10	17	71,509
1869	80	284	812	.....	.....	28,570	1874	308	238	3,037	63	2	33,434
1870	46	31	512	1	5	8,113	1875	224	241	2,643	37	1	41,601

EXPORT OF LIVE STOCK—THE PRODUCE OF THE COLONY.

No. 56.—DECENNIAL RETURN of LIVE STOCK Exported from the Colony.

Year.	Description of Stock.					Value.	Year.	Description of Stock.					Value.
	Horses.	Horned Cattle.	Sheep.	Mules and Asses.	Hogs.			Horses.	Cattle.	Sheep.	Mules and Asses.	Hogs.	
	No.	No.	No.	No.	No.	£		No.	No.	No.	No.	No.	£
1866	1,435	2,576	5,578	.....	1,573	48,968	1871	438	2,053	5,654	2	9,463	41,330
1867	909	5,192	7,781	.....	2,802	54,797	1872	964	1,312	3,867	.....	5,598	45,981
1868	1,001	4,334	7,989	.....	1,186	47,943	1873	1,249	3,623	4,780	1	5,450	81,854
1869	1,638	1,279	5,876	.....	3,486	41,399	1874	2,298	2,500	7,079	9	4,032	96,263
1870	529	1,834	4,498	.....	7,990	35,211	1875	1,998	3,006	8,329	1	3,381	96,820

1875.—Exported also, in addition to the above, Foreign Live Stock to the value of £6,326.

IMPORTS AND EXPORTS SEAWARD—*continued.*

IMPORT OF SALT MEAT.

No. 57.—DECENNIAL RETURN of the Quantity and Value of SALT MEAT Imported into the Colony.

Year.	Beef, Pork, Bacon, Hams, &c.	Preserved Meats.	Value.	Year.	Beef, Pork, Bacon, Hams, &c.	Preserved Meats.	Value.
	Quantity.	Quantity.	£		Quantity.	Quantity.	£
1866	8,615 cwt.	197 cases	27,123	1872	1,803 cwt. 27 cases	9,961 cases	24,580
1867	4,216 „	145 „	13,092				
1868	3,631 „ 70 casks	17 pkgs.	13,351	1873	2,394 cwt.	15,638 „	44,657
1869	3,563 cwt.	1,174 cases	24,600	1874	2,164 „	18,149 „	54,220
1870	4,022 „	2,574 „	18,022	1875	10,660 „	16,666 „	52,334
1871	2,201 „ 175 casks	11,755 „	55,646				

1875.—Imported also, 4,582 packages Preserved Provisions; stated value, £10,663.

EXPORT OF SALT MEAT—THE PRODUCE OF THE COLONY.

No. 58.—DECENNIAL RETURN of the Quantity and Value of SALT MEAT Exported from the Colony.

Year.	Beef, Pork, and Mutton.	Bacon and Hams.	Tongues.	Preserved Meats.	Value.
	Quantity. cwt.	Quantity. cwt.	Quantity. cwt.	Quantity. Packages	£
1866	29,044	1,339	9	160	36,757
1867	7,042	566	346	5,697	27,881
1868	8,908	588	105	7,876	35,635
1869	6,594	1,022	5	10,059	47,002
1870	9,471	389½	153	13,833	63,869
1871	10,095	*479	190	47,870	133,266
1872	10,803	935	165	58,021	136,569
1873	8,316½	932½	114	54,217	120,222
1874	7,754	1,290½	25	49,817	107,335
1875	8,598	1,571½	21	25,540	73,712

1875.—Exported, in addition to the above, Foreign Salt Meat to the value of £38,634.

N.B.—Imported in 1875, in addition to the Quantities of Provisions, &c., stated in the foregoing Decennial Tables, 3,929 packages Chinese Provisions, unclassified; stated value, £3,822.

IMPORT OF HIDES AND LEATHER.

No. 59.—DECENNIAL RETURN of the Quantity and Value of HIDES and LEATHER Imported into the Colony.

Year.	Hides and Skins.				Leather.		Value.
	Horned Cattle.	Sheep and Goat.	Kangaroo and Opossum.	All other.	Manufactured (Boots and Shoes).	Unmanufactured.	
	Quantity.	Quantity. Bundles.	Quantity.	Quantity.	Quantity. Trunks.	Packages.	£
1866	37,713 No.	1,896	35 cases	88 pkgs.	11,378	195	194,365
1867	31,369 „	2,256	97 „	77 „	7,183	314	154,418
1868	40,345 „	5,334	46 „	36 „	13,881	503	262,942
1869	28,493 „	6,083	79 „	43 „	11,618	473	219,984
1870	36,958 No. & 61 cases	4,136	102 „	4 „	9,606	394	184,403
1871	46,886 „ & 86 „	4,860	164 „	3 „	11,936	480	259,002
1872	46,911 No.	2,393	188 „	330 No. 5 cases	10,203	397	245,077
1873	34,264 „	3,737	438 pkgs.	601 No. 10 pkgs. 24 cases	13,311	626	287,483
1874	49,573 „	3,270	187 „	1,128 No. 11 cases	15,141	670	334,718
1875	53,315 „	2,094	54 „	1,290 No. 9 cases	16,176	787	366,359

IMPORTS AND EXPORTS SEAWARD—*continued.*

EXPORT OF HIDES AND LEATHER—THE PRODUCE OF THE COLONY.

No. 60.—DECENNIAL RETURN of the Quantity and Value of HIDES and LEATHER Exported from the Colony.

Year.	Hides.				Leather.		Value.
	Horned Cattle.	Kangaroo.	Sheep and Goat.	All other.	Manufactured (Boots and Shoes.)	Unmanufactured.	
	Quantity. No.	Quantity.	Quantity. pkgs.	Quantity.	Quantity. pkgs.	Quantity. pkgs.	£
1866	137,055	.....	489	72 pkgs.	480	863	113,045
1867	95,752	.....	162	35 „	1,074	1,208	105,487
1868	63,649	.....	231	765 „	1,255	1,947	105,995
1869	53,497	.....	541	24 „	1,108	2,855	113,922
1870	45,256	.....	401	1,193 No.	1,372	3,001	120,971
1871	47,300	.....	389	3,191 „ 4 pkgs.	1,437	4,153	177,262
1872	50,463	.....	667	14,804 No. 9 pkgs.	2,025	5,794	239,769
1873	35,235	13 pkgs.	212	1,748 No. & pkgs.	1,663	4,379	179,369
1874	42,185	.....	132	3,810 No. & pkgs.	1,665	3,890	192,688
1875	54,259	5	151	2,762 No. & pkgs.	1,592	4,465	221,031

1875—Exported also Foreign Hides and Leather to the value of £42,272.

1875.—Exported, in addition to the above, the produce of the Colony, pkgs. 630 of Saddlery; estimated value, £12,155.

EXPORT OF WOOL—THE PRODUCE OF THE COLONY.

No. 61.—DECENNIAL RETURN of the Quantity and Value of WOOL Exported from the Colony.

Year.	Seaward.			Overland.		Total.	
		Quantity.	Value.	Quantity.	Value.	Quantity.	Value.
		lbs.	£	lbs.	£	lbs.	£
1866		21,663,634	1,856,280	15,317,051	974,068	36,980,685	2,830,348
1867		21,708,902	1,711,322	.....*	.....*	21,708,902	1,711,322
1868		25,721,632	1,879,751	.....*	.....*	25,721,632	1,879,751
1869		29,938,837	1,762,912	21,330,835	1,399,610	51,269,672	3,162,522
1870		25,757,300	1,412,925	21,683,310	1,328,216	47,440,610	2,741,141
1871		38,417,902	2,297,252	27,194,051	2,450,908	65,611,953	4,748,160
1872		29,618,833	1,979,501	20,614,620	1,363,399	50,233,453	3,342,900
1873	Washed & scoured	21,731,877	1,701,347	†125,680	†9,426	31,606,846	2,201,910
	Greasy	9,749,289	490,837				
1874	Washed & scoured	22,038,120	1,759,664	39,679,961	2,599,698	75,136,924	5,010,125
	Greasy	13,438,843	650,763				
1875	Washed	23,230,425	1,869,960	47,885,133	2,990,541	87,534,280	5,651,643
	Greasy	16,418,722	791,142				

* No record kept of the Overland Traffic in these years.

† Exported into Queensland by Drays. No returns have been prepared of the Traffic across and *viâ* the River Murray.

1875.—Exported also, in addition to the above, 7,979,663 lbs. of Foreign Wool, of the value of £532,218.

EXPORT OF TALLOW—THE PRODUCE OF THE COLONY.

No. 62.—DECENNIAL RETURN of the Quantity and Value of TALLOW Exported from the Colony.

Year.	Quantity.	Value.	Year.	Quantity.	Value.
	cwt.	£		cwt.	£
1866	27,726	51,826	1871	150,452	245,727
1867	37,211	63,648	1872	105,233	176,798
1868	93,901	144,377	1873	66,504	106,138
1869	96,667	167,536	1874	63,348½	99,649
1870	134,262	223,787	1875	65,641	106,285

1875.—Exported also, in addition to the above, 3,357 cwt. of Foreign Tallow, to the value of £5,316.

IMPORTS AND EXPORTS SEAWARD—*continued.*

IMPORT OF TIMBER.

No. 63.—DECENNIAL RETURN of the Quantity and Value of TIMBER Imported into the Colony.

Year.	Deals and Battens.	Pine, &c.	Wrought.	Shingles.	Laths.	Palings.	Sandalwood.	Value.
	Quantity.	Quantity.	Quantity.	No.	No.	No.	Tons.	£
1866	49,652 No.	4,899,750 feet 119 spars	.....	1,114,700	58,000	431,457	2	23,027
1867	68,265 feet 5,577 No.	4,883,488 feet 174 spars	.....	442,300	20,000 2,477 bndls.	601,125	7	24,094
1868	55,433 No.	4,374,672 feet 386 spars	.....	598,600	40,000	836,463	64	28,759
1869	47,689 No. 144 bds.	7,175,425 feet 247 spars	.....	411,700	276,800	745,895	2	41,133
1870	21,680 No.	5,676,548 feet 188 spars	.....	94,000	78,604	693,781	11	29,953
1871	23,330 No.	5,799,134 feet 210 spars	.....	94,000	70 bndls.	648,454	10	34,712
1872	14,652 No.	4,687,697 feet 9 spars	.....	.....	38,000 No.	780,450	17	30,888
1873	37,834 No.	7,208,469 feet 189 spars	.....	506,000	4,587 bndls.	804,415	26	54,572
1874	16,586 No.	9,290,978 feet 59 spars	.....	685,200	72,040 No.	849,995	32	87,023
1875	1,386 No.	6,587,945 feet 75 spars	.....	203,700	.....	1,200,245	51	57,272

EXPORT OF TIMBER—THE PRODUCE OF THE COLONY.

No. 64.—DECENNIAL RETURN of the Quantity and Value of TIMBER Exported from the Colony.

Year.	Cedar.	Hardwood, &c.	Wrought.	Shingles.	Laths.	Palings.	Treenails and Spokes, &c.	Value.
	Quantity.	Quantity.	Quantity.	Bundles.	Bundles.	No.	No.	£
	Feet.							
1866	1,781,613	728,853 feet 602 pairs stocks and naves 500 posts and rails 69 spars	2 houses	3,930	3	59,335	252,244	25,315
1867	2,066,463	562,624 feet 528 pairs stocks and naves 600 posts and rails 282 spars	.....	2,753	1,135	33,845	100,061	17,541
1868	1,070,775	275,324 feet 693 pairs stocks and naves	.....	8,273	.....	38,500	199,622	12,707
1869	2,239,831	1,153,429 feet 1,043 pairs stocks and naves 435 posts and rails	3 houses	6,564	240	34,400	254,895	23,159
1870	2,453,306	694,825 feet 665 pairs stocks and naves 513 sleepers 142 piles	4 ,,	.....	4,000	30,628	209,335	22,037
1871	2,869,465	1,258,933 feet 1,302 pairs stocks and naves 143 sleepers 1,080 piles	2 ,,	1,290	633	22,200	285,674	28,455
1872	3,290,265	1,350,885 feet 1,625 pairs stocks and naves 466 sleepers 712 piles	2 ,,	4,494	952 No.	17,800	229,316	36,367
1873	4,005,754	2,218,186 feet 1,915 pairs stocks and naves 53 sleepers 2,291 piles	6 ,,	7,305	1,650 No. & pkgs.	34,530	220,198	54,999
1874	3,675,623	1,686,165 feet 2,317 pairs stocks and naves 221 sleepers 2,350 piles	14 ,,	640	61,500 No.	54,950	423,133	54,131
1875	3,715,202	3,156,698 feet 2,999 pairs stocks and naves 2,531 piles, logs, &c. 715 girders	17 ,,	825	.....	54,440	288,123	63,839

1875.—Exported also, in addition to the above, Foreign Timber to the value of £2,937.

EXPORTS SEAWARD—*continued.*

EXPORT OF COAL—THE PRODUCE OF THE COLONY.

No. 65.—DECENNIAL RETURN of the Quantity and Value of COAL Exported from the Colony.

Year.	Quantity.	Value.	Year.	Quantity.	Value.
	Tons.	£		Tons.	£
1866	549,905	300,588	1871	565,429	256,690
1867	473,357	253,259	1872	669,110	307,861
1868	548,036	292,201	1873	773,079	526,089
1869	595,553	298,195	1874	872,980	632,247
1870	578,389	267,681	1875	927,007	671,483

EXPORT OF GOLD AND COIN—THE PRODUCE OF THE COLONY.

No. 66.—DECENNIAL RETURN of the Quantity and Value of GOLD and COIN Exported from the Colony.

Year.	Gold.		Coin. (Sovereigns and Half-sovereigns.)		Total Value.
	Quantity.	Value.	Boxes.	Value.	
	ozs. dwts. grs.	£			£
1866	29,400 7 0	112,433	624	2,812,458	2,924,891
1867	32,486 4 0	129,619	445	2,040,546	2,170,165
1868	32,862 3 0	125,293	400	1,770,636	1,895,929
1869	81,173 16 0	309,053	491	2,180,092	2,489,145
1870	102,667 10 0	386,930	286	1,198,806	1,585,736
1871	93,353 1 12	353,356	391	1,721,581	2,074,937
1872	117,943 16 12	454,468	385	1,655,831	2,110,299
1873	114,352 7 6	443,429	480	2,146,716	2,590,145
1874	40,371 1 6	154,949	397	1,719,888	1,874,837
1875	3,102 9 18	11,914	461	2,082,591	2,094,505

NOTE.—This Return includes the Gold received at the Mint from other Colonies, and converted into Bars and Coin. (See Mint Return.)

GOLD AND COIN EXPORTED.

No. 67.—RETURN showing the Total Quantity and Value of GOLD DUST, BARS, and COIN Exported from the Colony in the Year 1875, and the Countries to which the same have been sent.

	Quantity.	Value.	Countries.		Quantity.	Value.	Countries.
	ozs. dwts. grs.	£			Boxes.	£	
Gold	9 5 0	34	Victoria.	Coin..	373	1,806,952	Great Britain.
					4	16,000	Victoria.
	491 5 0	2,005	Singapore.		4	20,000	New Zealand.
					18	70,200	Queensland.
	1,721 16 0	6,285	Hong Kong.		2	8,000	South Sea Islands.
					2	8,000	New Caledonia.
					19	95,000	Point de Galle.
	831 1 6	3,390	Calcutta.		33	48,842	Hong Kong.
					2	1,268	Mauritius.
					2	4,029	Singapore.
	49 2 12	200	Point de Galle.		1	1,800	Fiji.
					1	2,500	Java.
Total ...	3,102 9 18	*11,914		Total ...	461	†2,082,591	

* Gold... ... ... £11,914
† Coin... 2,082,591

Total Value ... £2,094,505

WHALE FISHERIES.

No. 68.—DECENNIAL RETURN of the SHIPS and VESSELS engaged in the FISHERIES that have visited Port Jackson, distinguishing those that are Colonial, British, or Foreign, with the Tonnage of each description, and Estimated Value of the Cargoes disposed of by the last-mentioned class, for payment for Repairs, Refitting, and Refreshment.

Year.	Description of Vessels.						Description and Value of Cargo disposed of by Foreign Ships.			
	Colonial.		British.		Foreign.		Sperm Oil.	Black Oil.	Whalebone.	Value.
	No.	Tonnage.	No.	Tonnage.	No.	Tonnage.	Tuns.	Tuns.	Cwt.	£
1866	3	704	.....	.....	.....	.....	.....	.....	.....	.....
1867	5	919	.....	.....	.....	.....	.....	.....	.....	.....
1868	2	564	.....	.....	1	297	.....	.....	.....	.....
1869	4	1,071	.....	.....	1	224	.....	.....	.....	.....
1870	7	1,752	.....	.....	.....	.....	.....	.....	.....	.....
1871	5	1,461	.....	.....	.....	.....	.....	.....	.....	.....
1872	9	2,220	.....	.....	2	527	.....	.....	.....	.....
1873	9	2,602	.....	.....	1	357	.....	.....	.....	.....
1874	1	219	.....	.....	.....	.....	.....	.....	.....	.....
1875	2	591	.....	.....	.....	.....	.....	.....	.....	.....

FISHERIES.

No. 69.—DECENNIAL RETURN of FISHERIES, showing the Number of Vessels employed, and the Quantity of Oil, &c., obtained, and its Value.

Year.	Number of Ships employed.	Description of Fish, Quantity, and Value.								Value.
		Sperm Oil.		Black Oil.		Whalebone.		Tortoiseshell.		
		Quantity.	Value.	Quantity.	Value.	Quantity.	Value.	Quantity.	Value.	
		Tuns.	£	Tuns.	£	Tons cwt.	£	lbs.	£	£
1866	3	.....	.....	60	2,000	.....	.....	.....	.....	2,000
1867	5	.....	.....	150	4,260	0 1	35	.....	.....	4,295
1868	3	500 galls.	130	225	6,794	.....	.....	.....	.....	6,924
1869	5	.....	.....	51	1,533	.....	.....	.....	.....	1,533
1870	7	.....	.....	141	3,737	0 1	7	4,244	1,977	5,721
1871	5	150 tuns	8,030	127	3,708	0 3½	10	2	1	11,749
1872	11	133 „	9,503	223	8,390	0 18	401	.....	.....	18,294
1873	10	148 „	9,280	163	4,305	5 5	1,700	.....	.....	15,285
1874	2	23 „	1,840	21	882	0 8	175	.....	.....	2,897
1875	2	13 „	1,040	80	3,450	2 0	808	.....	.....	5,298

SHIPPING.

VESSELS INWARDS.

No. 70.—RETURN showing the NUMBER, TONNAGE, and CREWS of VESSELS ENTERED at PORTS in the Colony, in the Year 1875.

Countries whence arrived.	British.									Foreign.									Total.								
	With Cargoes.			In Ballast.			Total.			With Cargoes.			In Ballast.			Total.			With Cargoes.			In Ballast.			Total.		
	Vessels.	Tons.	Crews.	Vessels.	Tons.	Crews.	Vessels.	Tons.	Crews.	Vessels.	Tons.	Crews.	Vessels.	Tons.	Crews.	Vessels.	Tons.	Crews.	Vessels.	Tons.	Crews.	Vessels.	Tons.	Crews.	Vessels.	Tons.	Crews.
Bourbon	...	.....	...	1	532	14	1	532	14	...	.....	.....	...	.....	.....	...	.....	.....	...	.....	.....	1	532	14	1	532	14
British Columbia	...	.....	...	...	.....	...	...	.....	.....	1	518	12	...	.....	.....	1	518	12	1	518	12	...	.....	.....	1	518	12
China	25	14385	1021	...	.....	...	25	14385	1021	8	2728	90	...	.....	.....	8	2728	90	33	17113	1111	...	.....	.....	33	17113	1111
Ceylon	2	509	17	...	.....	...	2	509	17	...	.....	.....	...	.....	.....	...	.....	.....	2	509	17	...	.....	.....	2	509	17
Chili	1	508	11	...	.....	...	1	508	11	...	.....	.....	...	.....	.....	...	.....	.....	1	508	11	...	.....	.....	1	508	11
Cape Town	...	.....	.....	2	898	26	2	898	26	...	.....	.....	1	414	12	1	414	12	...	.....	.....	3	1312	38	3	1312	38
Fiji Islands	13	4498	236	...	.....	.....	13	4498	236	...	.....	.....	...	.....	.....	...	.....	.....	13	4498	236	...	.....	.....	13	4498	236
Great Britain	139	148825	3685	1	404	28	140	149229	3713	1	842	17	...	.....	.....	1	842	17	140	149667	3702	1	404	28	141	150071	3730
Honolulu	1	187	9	...	.....	.....	1	187	9	...	.....	.....	...	.....	.....	...	.....	.....	1	187	9	...	.....	.....	1	187	9
India	2	839	23	...	.....	.....	2	839	23	...	.....	.....	...	.....	.....	...	.....	.....	2	839	23	...	.....	.....	2	839	23
Japan	1	678	16	...	.....	.....	1	678	16	...	.....	.....	...	.....	.....	...	.....	.....	1	678	16	...	.....	.....	1	678	16
Java	8	3509	114	...	.....	.....	8	3509	114	7	5033	115	...	.....	.....	7	5033	115	15	8542	229	...	.....	.....	15	8542	229
Mauritius	12	4599	146	1	468	14	13	5067	160	3	886	29	...	.....	.....	3	886	29	15	5485	175	1	468	14	16	5953	189
Monte Video	...	.....	.....	1	573	15	1	573	15	...	.....	.....	...	.....	.....	...	.....	.....	...	.....	.....	1	573	15	1	573	15
New Zealand	142	62348	2157	310	117829	3482	452	180177	5639	1	378	7	13	6577	154	14	6955	161	143	62726	2164	323	124406	3636	466	187132	5800
New Caledonia	40	12018	623	12	3962	125	52	15980	748	10	3290	203	12	4739	153	22	8029	356	50	15308	826	24	8701	278	74	24009	1104
Norfolk Island	2	293	18	...	.....	.....	2	293	18	...	.....	.....	...	.....	.....	...	.....	.....	2	293	18	...	.....	.....	2	293	18
Natal	...	.....	.....	...	.....	.....	...	.....	.....	1	268	9	...	.....	.....	1	268	9	1	268	9	...	.....	.....	1	268	9
Philippine Islands	4	1928	49	...	.....	.....	4	1928	49	...	.....	.....	...	.....	.....	...	.....	.....	4	1928	49	...	.....	.....	4	1928	49
Peru	...	.....	.....	...	.....	.....	...	.....	.....	1	573	10	...	.....	.....	1	573	10	1	573	10	...	.....	.....	1	573	10
Queensland	311	109877	7268	85	24368	800	396	134245	8068	1	1087	33	5	2683	76	6	3770	109	312	110964	7301	90	27051	876	402	138015	8177
South Australia	171	68167	1998	9	4909	304	180	73076	2302	13	6266	149	1	348	10	14	6614	159	184	74433	2147	10	5257	314	194	79690	2461
South Sea Islands	17	3633	193	2	1507	34	19	5140	227	7	1840	78	...	.....	.....	7	1840	78	24	5473	271	2	1507	34	26	6980	305
Singapore	8	5917	577	...	.....	.....	8	5917	577	...	.....	.....	...	.....	.....	...	.....	.....	8	5917	577	...	.....	.....	8	5917	577
San Francisco	15	19390	890	...	.....	.....	15	19390	890	4	6092	153	2	1986	32	6	8078	185	19	25482	1043	2	1986	32	21	27468	1075
Tasmania	78	23543	1251	4	2134	51	82	25677	1302	1	842	14	1	828	15	2	1670	29	79	24385	1265	5	2962	66	84	27347	1331
Torres Straits	7	978	107	...	.....	.....	7	978	107	1	148	9	...	.....	.....	1	148	9	8	1126	116	...	.....	.....	8	1126	116
United States	7	4498	122	...	.....	.....	7	4498	122	8	4879	92	...	.....	.....	8	4879	92	15	9377	214	...	.....	.....	15	9377	214
Victoria	484	254971	14101	308	121742	3395	792	376713	17496	7	5806	108	37	22700	481	44	28506	589	491	260777	14209	345	144442	3876	836	405219	18085
Whaling Voyage	2	591	64	...	.....	.....	2	591	64	...	.....	.....	...	.....	.....	...	.....	.....	2	591	64	...	.....	.....	2	591	64
Western Australia	...	.....	.....	1	1320	26	1	1320	26	...	.....	.....	...	.....	.....	...	.....	.....	...	.....	.....	1	1320	26	1	1320	26
Total	1492	746689	34696	737	280646	8314	2229	1027335	43010	75	41476	1128	72	40275	933	147	81751	2061	1567	788165	35824	809	320921	9247	2376	1109086	45071

SHIPPING—*continued.*

VESSELS INWARDS.

No. 71.—RETURN showing the NUMBER, TONNAGE, and CREWS OF VESSELS of EACH NATION Entered at Ports in the Colony, in the Year 1875.

Nationality of Vessels.	Entered.								
	With Cargoes.			In Bal			Total.		
	Vessels.	Tons.	Crews.	Vessels.	Tons.	Crews.	Vessels.	Tons.	Crews.
British	316	270627	10859	182	90025	2563	498	369652	13422
British Possessions	1176	475481	23845	549	178739	5671	1725	654220	29516
American	32	24897	502	31	20237	370	63	45134	872
German	12	3521	134	11	5770	156	23	9291	290
French	13	3982	232	27	10200	325	40	14182	557
Tongese, South Sea Islands	2	270	17	.....	.....	.....	2	270	17
Norwegian	.....	.....	.....	2	1337	29	2	1337	29
Swedish	4	1316	44	2	1176	30	6	2492	74
Danish	3	734	27	.....	.....	.....	3	734	27
Peruvian	1	355	11	1	821	30	2	1176	41
Portuguese	1	632	17	.....	.....	.....	1	632	17
Dutch	5	4673	104	3	2474	54	8	7147	158
Guatemalian	.....	.....	.....	1	1142	19	1	1142	19
Russian	2	1677	32	.....	.....	.....	2	1677	32
Total	1567	788165	35824	809	320921	9247	2376	1109086	45071

VESSELS INWARDS.

No. 72.—RETURN showing the TOTAL NUMBER, TONNAGE, and CREWS of VESSELS Entered at each Port in the Colony, in the Year 1875.

Names of Ports.	British.									Foreign.									Total.								
	With Cargoes.			In Ballast.			Total.			With Cargoes			In Ballast.			Total.			With Cargoes.			In Ballast.			Total.		
	Vessels.	Tons.	Crews.	Vessels.	Tons.	Crews.	Vessels.	Tons.	Crews.	Vessels.	Tons.	Crews.	Vessels.	Tons.	Crews.	Vessels.	Tons.	Crews.	Vessels.	Tons.	Crews.	Vessels.	Tons.	Crews.	Vessels.	Tons.	Crews.
Sydney	1085	560154	28318	2	1489	50	1087	561643	28368	54	27505	812	4	1552	46	58	29057	858	1139	587659	29130	6	3041	96	1145	590700	29226
Newcastle	381	184814	6246	692	273394	8006	1073	458208	14252	21	13971	316	68	38723	887	89	52694	1203	402	198785	6562	760	312117	8893	1162	510902	15455
Grafton	3	356	18	13	1824	85	16	2180	103	.....	.....	...	.....	.....	...	.....	.....	...	3	356	18	13	1824	85	16	2180	103
Richmond River	...	.....	...	28	3813	163	28	3813	163	.....	.....	...	.....	.....	...	.....	.....	...	...	.....	.....	28	3813	163	28	3813	163
Tweed River	23	1365	114	2	126	10	25	1491	124	.....	.....	...	.....	.....	...	.....	.....	...	23	1365	114	2	126	10	25	1491	124
Total	1492	746689	34696	737	280646	8314	2229	1027335	43010	75	41476	1128	72	40275	933	147	81751	2061	1567	788165	35824	809	320921	9247	2376	1109086	45071

VESSELS INWARDS.

No. 73.—DECENNIAL RETURN of the NUMBER and TONNAGE of VESSELS Entered Inwards.

Year.	From Great Britain.		From British Colonies.														From South Sea Islands.		From Fisheries.		From United States of America.		From Foreign States.		Total.	
			Victoria.		South Australia.		Tasmania.		New Zealand.		Western Australia.		Queensland.		Other British Possessions											
	No.	Tons.	No.	Tons.	No.	Tons.	No.	Tons.	No.	Tons.	No.	Tons.	No.	Tons.	No.	Tons.	No.	Tons.	No.	Tons.	No.	Tons.	No.	Tons.	No.	Tons.
1866	83	73020	682	243147	126	47255	74	18983	439	114633	1	170	424	135050	44	19627	33	6245	3	704	53	25526	137	45994	2099	730354
1867	62	57143	639	245683	141	44999	109	25469	397	111567	3	510	347	99526	38	19788	31	5111	5	919	19	8538	77	27717	1868	646970
1868	76	69328	736	290667	130	44996	103	23988	417	126317	2	340	382	97390	47	21042	41	6076	3	862	29	12131	107	31956	2073	724193
1869	90	83721	802	318583	132	42232	88	22564	348	110768	1	69	357	96441	41	23336	33	4565	5	1295	19	7433	106	30362	2022	741369
1870	81	76758	714	277454	107	40181	100	21015	299	103302	2	306	316	87408	51	29754	96	19828	7	1752	20	9338	65	22724	1858	689820
1871	67	63008	670	268770	162	53417	104	21148	287	96597	...	.....	326	83234	40	22280	127	24411	5	1461	38	37686	65	28007	1891	706019
1872	71	72053	723	297610	151	61103	78	17957	335	111555	3	2146	371	95564	71	34799	43	5456	11	2747	44	43500	110	30000	2011	774490
1873	101	101056	758	324761	175	64240	94	22201	333	127150	7	5602	381	110274	58	33075	33	6600	10	2959	14	8136	197	68750	2161	874804
1874	89	86380	897	429204	178	73372	72	21554	395	180240	2	1699	332	111889	52	25816	35	5792	1	219	22	22050	142	58154	2217	1016369
1875	141	150071	836	405219	194	79690	84	27347	466	187132	1	1320	402	138015	56	21233	26	6980	2	591	36	36845	132	54643	2376	1109086

VESSELS OUTWARDS

No. 74.—RETURN showing the NUMBER, TONNAGE, and CREWS of VESSELS CLEARED at Ports in the Colony to each Country, in the Year 1875.

Countries to which Departed.	British.									Foreign.									Total.								
	With Cargoes.			In Ballast.			Total.			With Cargoes.			In Ballast.			Total.			With Cargoes.			In Ballast.			Total.		
	Vessels.	Tons.	Crews.	Vessels.	Tons.	Crews.	Vessels.	Tons.	Crews.	Vessels.	Tons.	Crews.	Vessels.	Tons.	Crews.	Vessels.	Tons.	Crews.	Vessels.	Tons.	Crews.	Vessels.	Tons.	Crews.	Vessels.	Tons.	Crews.
China	123	78863	3051	...	...	...	123	78863	3051	47	25065	607	...	...	...	47	25065	607	170	103928	3658	...	...	...	170	103928	3658
Ceylon	6	5605	145	...	...	...	6	5605	145	1	594	12	...	...	...	1	594	12	7	6199	157	...	...	...	7	6199	157
Chili	3	2142	57	...	...	...	3	2142	57	1	388	11	...	...	...	1	388	11	4	2530	68	...	...	...	4	2530	68
Fiji Islands	22	7934	507	...	...	...	22	7934	507	...	...	...	...	...	...	...	...	...	22	7934	507	...	...	...	22	7934	507
Great Britain	46	56503	1510	...	...	...	46	56503	1510	...	...	...	...	...	...	...	...	...	46	56503	1510	...	...	...	46	56503	1510
Guam	8	5367	127	...	...	...	8	5367	127	3	1848	43	...	...	...	3	1848	43	11	7215	170	...	...	...	11	7215	170
Honolulu	1	187	7	...	...	...	1	187	7	3	1523	36	...	...	...	3	1523	36	4	1710	43	...	...	...	4	1710	43
India	19	14999	387	1	1779	35	20	16778	422	4	2871	61	...	...	...	4	2871	61	23	17870	448	1	1779	35	24	19649	483
Java	15	8843	214	...	...	...	15	8843	214	13	8040	178	...	...	...	13	8040	178	28	16883	392	...	...	...	28	16883	392
Japan	11	6621	174	...	...	...	11	6621	174	4	2578	50	...	...	...	4	2578	50	15	9199	224	...	...	...	15	9199	224
Mauritius	10	3725	106	...	...	...	10	3725	106	5	1518	51	...	...	...	5	1518	51	15	5243	157	...	...	...	15	5243	157
Manila	25	15729	399	...	...	...	25	15729	399	4	2283	59	...	...	...	4	2283	59	29	18012	458	...	...	...	29	18012	458
New Zealand	348	122961	3920	3	592	20	351	123553	3940	5	2191	46	1	340	9	6	2531	55	353	125152	3966	4	932	29	357	126084	3995
New Caledonia	43	12433	689	...	...	...	43	12433	689	7	1494	151	1	261	15	8	1755	166	50	13927	840	1	261	15	51	14188	855
Petropaulovski	16	7979	212	1	255	11	17	8234	223	8	3645	91	...	...	...	8	3645	91	24	11624	303	1	255	11	25	11879	314
Peru	5	5337	102	4	4826	85	9	10163	187	1	821	26	1	450	14	2	1271	40	6	6158	128	5	5276	99	11	11434	227
Queensland	316	104472	7129	6	1248	67	322	105720	7196	1	741	14	...	...	...	1	741	14	317	105213	7143	6	1248	67	323	106461	7210
South Australia	212	80107	2506	2	1552	35	214	81659	2541	7	3445	81	...	...	...	7	3445	81	219	83552	2587	2	1552	35	221	85104	2622
South Sea Islands	23	4489	281	...	...	...	23	4489	281	4	1016	43	...	...	...	4	1016	43	27	5505	324	...	....	...	27	5505	324
San Francisco	78	96239	2734	...	...	...	78	96239	2734	20	18320	339	...	...	...	20	18320	339	98	114559	3073	...	...	...	98	114559	3073
Singapore	11	7988	301	...	...	...	11	7988	301	1	1465	29	...	...	...	1	1465	29	12	9453	330	...	...	...	12	9453	330
Sumatra	3	1584	43	...	...	...	3	1584	43	2	1089	28	...	...	...	2	1089	28	5	2673	71	...	...	...	5	2673	71
Tasmania	82	22361	1255	3	534	27	85	22895	1282	...	...	...	...	...	...	...	...	...	82	22361	1255	3	534	27	85	22895	1282
Torres Straits	3	102	22	2	208	17	5	310	39	...	...	...	...	...	...	...	...	...	3	102	22	2	208	17	5	310	39
Tahiti	1	268	9	...	...	...	1	268	9	...	...	...	...	...	...	...	...	...	1	268	9	...	...	...	1	268	9
United States	2	1262	28	...	...	...	2	1262	28	2	1011	19	...	...	...	2	1011	19	4	2273	47	...	...	...	4	2273	47
Victoria	687	288676	13586	2	164	9	689	288840	13595	3	1177	34	...	...	...	3	1177	34	690	289853	13620	2	164	9	692	290017	13629
Vancouver's Island	...	.....	...	...	...	...	...	.....	...	...	...	...	1	621	13	1	621	13	...	.....	...	1	621	13	1	621	13
Western Australia	1	372	14	...	...	...	1	372	14	...	...	...	...	...	...	...	...	...	1	372	14	...	...	...	1	372	14
Total	2120	963148	39515	24	11158	306	2144	974306	39821	146	83123	2009	4	1672	51	150	84795	2060	2266	1046271	41524	28	12830	357	2294	1059101	41881

SHIPPING—*continued.*

VESSELS OUTWARDS.

No. 75.—RETURN showing the NUMBER, TONNAGE, and CREWS of VESSELS of EACH NATION Cleared at Ports in the Colony, in the Year 1875.

Nationality of Vessels.	Cleared.								
	With Cargoes.			In Ballast.			Total.		
	Vessels.	Tons.	Crews.	Vessels.	Tons.	Crews.	Vessels.	Tons.	Crews.
British	493	358905	12065	8	8412	166	501	367317	12231
British Possessions	1625	603992	27429	16	2746	140	1641	606738	27569
American	61	43275	822	2	961	22	63	44236	844
German	23	9145	272	.....	.....	.....	23	9145	272
Tongese, South Sea Islands	1	135	9	.....	.....	.....	1	135	9
French	40	13670	538	2	711	29	42	14381	567
Swedish	4	1880	53	.....	.....	.....	4	1880	53
Dutch	10	8862	193	.....	.....	.....	10	8862	193
Norwegian	3	1817	41	.....	.....	.....	3	1817	41
Portuguese	1	632	18	.....	.....	.....	1	632	18
Peruvian	2	1176	37	.....	.....	.....	2	1176	37
Guatemalian	1	1142	16	.....	.....	.....	1	1142	16
Chilian	1	798	14	.....	.....	.....	1	798	14
Russian	1	842	17	.....	.....	.....	1	842	17
Total	2266	1046271	41524	28	12830	357	2294	1059101	41881

VESSELS OUTWARDS.

No. 76.—RETURN showing the TOTAL NUMBER, TONNAGE, and CREWS of VESSELS Cleared at each Port in the Colony, in the Year 1875.

Names of Ports.	British.									Foreign.									Total.								
	With Cargoes.			In Ballast.			Total.			With Cargoes.			In Ballast.			Total.			With Cargoes.			In Ballast.			Total.		
	Vessels.	Tons.	Crews.	Vessels.	Tons.	Crews.	Vessels.	Tons.	Crews.	Vessels.	Tons.	Crews.	Vessels.	Tons.	Crews.	Vessels.	Tons.	Crews.	Vessels.	Tons.	Crews.	Vessels.	Tons.	Crews.	Vessels.	Tons.	Crews.
Sydney	797	438104	22722	22	8620	258	819	446724	22980	40	20027	577	4	1672	51	44	21699	628	837	458131	23299	26	10292	309	863	468423	23608
Newcastle	1233	507992	15919	2	2538	48	1235	510530	15967	106	63096	1432	...	...	...	106	63096	1432	1339	571088	17351	2	2538	48	1341	573626	17399
Grafton	26	4004	180	...	.....	...	26	4004	180	...	.....	...	...	...	...	...	.....	...	26	4004	180	...	...	...	26	4004	180
Tweed River	23	1365	114	...	.....	...	23	1365	114	...	.....	...	...	...	...	...	.....	...	23	1365	114	...	...	...	23	1365	114
Richmond River	26	3790	157	...	.....	...	26	3790	157	...	.....	...	...	...	...	...	.....	...	26	3790	157	...	...	...	26	3790	157
Eden	15	7893	423	...	.....	...	15	7893	423	...	.....	...	...	...	...	...	.....	...	15	7893	423	...	...	...	15	7893	423
Total	2120	963148	39515	24	11158	306	2144	974306	39821	146	83123	2009	4	1672	51	150	84795	2060	2266	1046271	41524	28	12830	357	2294	1059101	41881

VESSELS OUTWARDS.

No. 77.—DECENNIAL RETURN of the NUMBER and TONNAGE of VESSELS Entered Outwards.

Year.	To Great Britain.		To British Colonies.														To South Sea Islands.		To Fisheries.		To United States of America.		To Foreign States.		Total.	
			Victoria.		South Australia.		Tasmania.		New Zealand.		Western Australia.		Queensland.		Other British Possessions.											
	No.	Tons.	No.	Tons.	No.	Tons.	No.	Tons.	No.	Tons.	No.	Tons.	No.	Tons.	No.	Tons.	No.	Tons.	No.	Tons.	No.	Tons.	No.	Tons.	No.	Tons.
1866	41	36138	659	206421	202	66286	100	24057	410	117175	3	530	383	119509	42	27177	54	12610	...	.....	69	36244	296	138234	2259	784381
1867	44	41295	660	212728	222	70174	122	28313	356	102094	1	170	312	91905	54	31307	54	8832	...	.....	40	20441	239	119462	2104	726721
1868	46	43984	717	239530	169	56091	108	27454	359	106773	1	170	338	88341	48	26267	43	6876	...	.....	52	31468	337	149495	2218	776449
1869	51	50673	776	262219	168	53016	104	27511	299	96362	...	.....	323	87526	54	35207	45	7685	4	951	103	75144	309	136954	2236	833248
1870	44	45152	728	242553	123	43205	125	30708	282	97485	...	.....	260	72979	52	38450	109	18665	8	2086	82	69338	253	111321	2066	771942
1871	53	56661	734	270625	199	66216	102	25891	281	94418	2	577	300	78827	50	31700	127	21654	10	2710	50	47533	215	97648	2123	794460
1872	43	45592	678	231907	166	61431	88	24066	302	102923	2	848	330	89798	203	120175	47	6276	9	2278	81	85228	142	43028	2091	813550
1873	42	44428	675	244881	188	70730	90	24397	310	105622	4	1469	326	90203	110	71300	40	8141	9	2525	76	72912	342	151066	2212	887674
1874	40	44588	691	276013	174	64388	71	21005	324	119868	1	316	305	98994	96	56930	39	6735	1	286	122	125171	304	160231	2168	974525
1875	46	56503	692	290017	221	85104	85	22895	357	126084	1	372	323	106461	86	49409	27	5505	...	.....	102	116832	354	199919	2294	1059101

VESSELS BUILT AND REGISTERED.

SHIPPING—*continued.*

No. 78.—RETURN showing the Number of VESSELS BUILT and REGISTERED in the Colony, in the Year 1875.

Vessels Built.			Vessels Registered.			
Description.	Number.	Tons.	Description.	Number.	Tons.	Men.
Barques	2	1,504	Registered :—			
Brigantines	3	419	Barques	14	5,375	165
Schooners	23	1,810	Brigs	6	1,582	52
Ketches	17	589	Schooners	6	515	33
Barges	4	205	Ketches	4	101	12
Cutters	14	97	Steamers	9	2,087	90
Steamers	28	1,816	New Vessels :—			
			Barques	2	1,504	26
			Brigantines	3	419	15
			Schooners	23	1,810	130
			Ketches	17	589	51
			Barges	4	205	16
			Cutters	14	97	56
			Steamers	28	1,816	196
Total	91	6,440	Total	130	16,100	842

VESSELS BUILT AND REGISTERED.

No. 79.—DECENNIAL RETURN showing the Number of VESSELS BUILT and REGISTERED in the Colony.

Year.	Vessels Built.		Vessels Registered.		Year.	Vessels Built.		Vessels Registered.	
	No.	Tons.	No.	Tons.		No.	Tons.	No.	Tons.
1866	43	3,031	107	16,315	1871	20	1,798	60	9,463
1867	36	1,882	82	11,067	1872	25	1,999	66	10,121
1868	22	1,696	82	15,128	1873	43	2,181	94	12,908
1869	32	1,611	89	15,581	1874	52	3,413	92	12,876
1870	24	1,423	64	9,843	1875	91	6,440	130	16,100

BORDER CUSTOMS.

IMPORTS *viâ* ALBURY.

No. 80.—RETURN showing the Quantity and Value of ARTICLES Imported into the Colony from VICTORIA, Overland, *viâ* ALBURY, during the Year 1875.

Articles.	Quantity.	Value.	Articles—*continued.*	Quantity.	Value.
		£ s. d.			£ s. d.
Aerated Waters	.....	517 13 7	Chocolate	270 lbs.	12 17 0
Agricultural Implements...	.....	2,859 6 7	Coach-building Materials...	.....	1,491 16 0
Arms and Ammunition—			Cocoa	4,317 lbs.	247 0 7
Firearms	.....	286 3 0	Coffee	18,130 ,,	1,131 16 7
Shot	118 cwt.	231 0 0	Confectionery	26,399 ,,	1,267 15 5
Powder—Sporting ...	2,673 lbs.	354 19 3	Copper Wire	.....	66 8 10
Blasting ...	8,904 ,,	482 5 0	Corks	.....	462 16 0
Arrowroot	.....	35 3 5	Crockery	.....	413 6 11
Bags	1,548 doz.	671 1 5	Dates	1,350 lbs.	27 7 7
Baking Powder	.....	112 1 0	Doors	943 No.	801 1 6
Bark	.....	109 17 0	Drapery	.....	67,160 5 6
Basketware	.....	141 3 10	Drugs	.....	3,455 10 0
Beer—In Wood	2,572 galls.	330 2 0	Earthenware	.....	2,250 17 0
In Bottle	11,180 ,,	2,177 2 6	Fancy Goods	.....	3,823 11 0
Biscuits	24,963 lbs.	762 2 0	Feathers	.....	0 16 4
Blacking	.....	48 4 0	Fibre	.....	28 16 0
Blue	4,578 lbs.	157 4 6	Fireworks	.....	19 0 0
Bone-dust	.....	4 0 0	Flock	.....	13 0 6
Bottles (Empty)	.....	383 8 0	Flour	260 tons	4,108 2 6
Bran and Pollard... ...	38,090 lbs.	9 5 0	Fruits—Dried	117,806 lbs.	1,968 1 2
Brassware	.....	17 11 9	Bottled	42 doz.	25 10 3
Bricks	.....	34 18 6	Green	.....	390 8 5
Brushware	.....	193 3 4	Preserved ...	32,342 lbs.	1,074 15 0
Building Materials ...	.....	1,028 17 6	Furniture	.....	7,587 14 0
Butter	.....	194 6 6	Furze	.....	63 14 6
Candles	54,312 lbs.	1,902 9 2	Ginger	2,796 lbs.	104 1 0
Casks (Empty)	.....	991 5 3	Glassware	.....	1,661 11 0
Castings	.....	995 18 2	Glue	.....	6 11 8
Cement	141 barrels	164 15 6	Grain—Wheat	.....	3 6 6
Chaff	.....	436 4 0	Maize	.....	540 12 0
Chains	.....	238 0 8	Oats	.....	1,856 14 1
Cheese	16,992 lbs.	747 16 9	Barley	.....	99 2 6
Chicory	5,362 ,,	80 12 6	Grease	.....	18 2 6

BORDER CUSTOMS—*continued.*

No. 80 (*continued*)—RETURN of Imports *viâ* ALBURY—*continued.*

Articles—*continued.*	Quantity.	Value.	Articles—*continued.*	Quantity.	Value.
		£ s. d.			£ s. d.
Grindstones	.....	120 3 6	Rope	287 cwt.	1,078 0 0
Guano	.....	34 10 0	Saddlery	.....	4,523 7 6
Hair	.....	246 9 5	Sago	4,220 lbs.	53 10 3
Hardware	.....	16,265 11 0	Salt	1,400 tons	4,007 10 0
Hay	.....	41 0 0	Sarsaparilla	140 galls.	113 18 4
Hops	13,334 lbs.	1,021 4 0	Sashes	2,143 No.	572 5 6
Ice	.....	2 0 0	Seeds	.....	343 18 6
Ink	.....	25 4 7	Shooks	.....	7 0 0
Iron	.....	2,522 13 0	Slates	.....	240 0 0
Galvanized	5,088 cwt.	8,246 14 0	Soap	.....	1,369 0 0
Wares Galvanized ...	525 „	1,560 14 0	Soda Crystal	306 cwt.	138 2 0
Wire	7,880 „	9,426 0 0	Spices	3,097 lbs.	220 0 0
Jewellery	.....	3,226 0 0	Spirits—Methylated ...	32 galls.	14 17 0
Lampware	.....	195 17 0	Perfumed ...	212 „	536 9 0
Laths	13,100 No.	29 17 0	Brandy	13,109 „	7,200 2 0
Lead	.....	320 0 0	Rum	2,388 „	524 4 3
Leather	.....	2,551 0 0	Whiskey ...	3,216 „	1,287 17 0
Boots and Shoes ...	.....	9,097 17 0	Geneva	8,865 „	828 8 6
Lime	.....	362 1 0	Starch	10,353 lbs.	195 10 0
Lime-juice	.....	63 13 6	Stationery—Books ...	.....	1,012 8 11
Lithofracteur	.....	120 7 6	Paper, Fancy	4,963 lbs.	445 13 0
Live Stock—Horned Cattle	102 No.	3,325 0 0	„ Wrapping	323 cwt.	762 11 0
Horses ...	109 „	2,000 0 0	Statuary	.....	4 10 0
Macaroni	.....	24 2 0	Steel	.....	180 0 0
Machinery	.....	5,308 4 0	Sugar—Refined	656 cwt.	1,122 15 0
Machines—Sewing ...	.....	1,442 18 0	Raw	11,975 „	7,997 12 0
Maizena	9,120 lbs.	229 7 6	Sulphur	.....	58 13 3
Malt	5,039 bushels	2,529 16 4	Syrups	.....	15 10 0
Marble Works	.....	16 0 0	Tanks	128 feet	530 0 0
Mineral Waters	.....	19 8 0	Tapioca	.....	23 10 0
Musical Instruments ...	.....	1,481 14 0	Tar and Pitch	.....	133 6 4
Must	5,220 galls.	304 10 0	Tea	167,290 lbs.	11,038 12 0
Mustard	6,588 lbs.	304 16 0	Telegraph Stores	.....	254 11 0
Nails	878 cwt.	1,334 10 0	Tents	.....	125 2 6
Nuts	1,734 lbs.	78 8 11	Timber—Rough	359,724 feet	1,702 17 0
Oatmeal	.....	386 19 0	Dressed ...	180,565 „	1,973 0 0
Oil	6,457 galls.	1,378 14 6	Palings	.....	122 4 2
Animal	.....	47 7 1	Posts and Rails	.....	188 4 0
Kerosene	18,227 galls.	1,254 16 0	Shingles ...	176,400 No.	394 0 0
Oilstores	2,082 doz. (pints)	1,467 12 0	Tin Ware	.....	378 6 6
Opium	633 lbs.	1,742 13 0	Tobacco—Manufactured ...	30,558 lbs.	2,569 0 0
Paints	264 cwt.	549 0 0	Cigars	945½ „	515 15 0
Paper-hangings	.....	405 5 6	Snuff	24 „	9 15 0
Pepper	6,875 lbs.	307 15 4	Treacle	36 cwt.	59 5 0
Photo. Materials	.....	16 5 3	Turnery	.....	174 0 0
Pictures	.....	407 13 6	Turpentine	369 galls.	67 15 0
Pipes	.....	187 10 0	Varnish	292 „	241 11 0
Plants and Trees	.....	135 15 6	Vehicles	.....	2,420 0 0
Plated Ware	.....	256 5 0	Vermicelli	.....	31 10 0
Potatoes	.....	2,713 0 0	Vestas	.....	1,070 0 0
Preserves	3,944 lbs.	159 3 0	Vinegar	3,666 galls.	393 10 0
Printing Materials ...	.....	1,164 8 0	Whitening	.....	70 10 0
Provisions—Bacon ...	1,691 lbs.	82 0 0	Wine—Still	3,556 galls.	1,900 7 0
Hams ...	3,215 „	185 15 9	Sparkling	476 „	722 0 6
Fish (Preserved)	55,106 „	2,134 14 9	Woodenware	.....	175 3 0
(Fresh)	.....	57 19 2	Woolpacks	3,192 No.	675 6 6
Meats (Preservd.)	.....	162 10 0	Zinc	.....	88 9 0
Vegetables (Grn.)	.....	149 0 0			
Rice	1,634 cwt.	1,678 10 0	Total	... ...	£ 272,689 18 7

EXPORTS *viâ* ALBURY.

No. 81.—RETURN showing the Quantity and Value of ARTICLES Exported from the Colony to VICTORIA, Overland, *viâ* ALBURY, during the year 1875.

Articles.	Quantity.	Value.	Articles—*continued.*	Quantity.	Value.
		£ s. d.			£ s. d.
Aerated Waters	.....	187 10 0	Drapery	.....	800 9 1
Ammunition—			Earthenware	.....	5 8 7
Powder—Sporting	50 lbs.	5 16 3	Eggs	.....	25 19 6
„ Blasting	50 „	1 5 0	Fish—Preserved	69 lbs.	3 3 10
Beer—Bottled	12 galls.	6 10 0	Flour	33 tons 4 cwt.	365 7 0
Bones	.....	15 0 0	Fruits—Dried	285 lbs.	5 16 1
Bran and Pollard	2,025 bushels	132 12 0	Green	.....	5 4 4
Brushware	.....	1 2 8	Preserved ...	84 lbs.	3 9 0
Candles	108 lbs.	5 7 6	Furniture	.....	17 18 6
Casks—Empty	.....	15 10 0	Glassware	.....	3 16 6
Cheese	10 lbs.	0 10 0	Gold	795 ozs.	3,235 0 0
Chaff	521 cwt.	192 0 0	Grain—Wheat	1,880 bushels	364 0 0
Coach Materials	.....	2 0 0	Barley	4 „	1 0 0
Confectionery	220 lbs.	9 6 0	Hair	.....	72 6 0
Door	1 No.	0 16 0	Hardware	.....	206 19 6
Drugs	.....	17 9 0	Hay	.....	13 9 0

BORDER CUSTOMS—*continued.*

No. 81 (*continued*)—RETURN of Exports *viâ* ALBURY—*continued.*

Articles—*continued.*	Quantity.	Value.			Articles—*continued.*	Quantity.	Value.		
		£	s.	d.			£	s.	d.
Honey	.....	0	10	0	Salt	42 cwt.	14	0	0
Hops	823 lbs.	16	0	0	Skins	.....	2,544	10	0
Horns	.....	28	3	3	„ Hides	.....	4,207	3	3
Instruments—Musical ...	.....	5	5	0	Spirits—Rum	60 galls.	13	3	0
Iron	.....	31	18	1	Brandy	73 „	48	2	6
„ Galvanized	.....	1	19	11	Gin	4 „	4	2	6
„ Wares	.....	4	17	6	Whiskey ...	14 „	5	5	0
Lead	.....	3	0	0	Soap	.....	0	10	0
Leather	.....	1	10	0	Sulphur	.....	6	0	0
Boots	.....	42	2	6	Sugar—Raw	32 cwt. 14 lbs.	44	6	0
Lime	.....	19	10	0	Refined	4 cwt.	9	0	6
Live Stock—Horses ...	2,791 No.	14,170	0	0	Tallow	271 „	257	16	0
Horned Cattle	15,233 „	100,833	0	0	Tar...	.....	0	11	0
Sheep ...	10,072 „	5,030	0	0	Tea...	847 lbs.	61	3	2
Pigs	1,143 „	1,256	0	0	Timber—Rough	6,140 feet	52	14	0
Malt	240 bushels	125	0	0	Dressed... ...	29 „	0	7	0
Oil—Kerosene	8 galls.	1	2	0	Tin-ore	41½ cwt.	141	0	0
Oil Stores	.....	47	7	10	Tinware	.....	0	17	3
Paints	1 cwt.	2	14	0	Tobacco—Manufactured ...	193 lbs.	17	2	0
Paper—Wrapping ...	½ „	0	18	6	Vestas	.....	6	0	0
Plants and Seeds	.....	2	6	0	Wax	980 lbs.	21	6	0
Potatoes	.....	29	0	0	Wine	7,540 galls.	2,660	0	0
Plated-ware	.....	10	10	0	Wool	29,960 bales	496,300	0	0
Provisions—Bacon ...	30 lbs.	0	15	0	Woolpacks	17 „	3	11	2
Rope	¾ cwt.	5	3	0					
Saddlery	.....	48	12	0	Total	£	633,857	16	3

IMPORTS *viâ* COROWA.

No. 82.—RETURN showing the Quantity and Value of Articles Imported into the Colony from VICTORIA, *viâ* Corowa, during the year 1875.

Articles.	Quantity.	Value.			Articles—*continued.*	Quantity.	Value.		
		£	s.	d.			£	s.	d.
Agricultural Implements.	203 pkgs.	1,457	5	0	Fruit—Green	99 cases	97	1	0
Apparel and Slops ...	223 „	6,756	11	7	Furniture	201 pkgs.	1,679	19	0
Arms and Ammunition—					Glassware	54 „	281	17	0
Shot	25 cwt. 17lbs.	62	18	0	Grain—Wheat	2,138 bshls.	377	0	0
Gunpowder—Sporting	425 lbs.	66	14	0	Barley	50 „	7	10	0
Arrowroot...	195 „	3	15	0	Oats	930 „	234	0	0
Bags and Sacks	1,071 doz.	470	17	0	Pollard	1,751 „	113	6	0
Gunny	168 7/12 „	53	10	0	Rice	275 cwt. 3 qrs.	300	0	0
Bark (for building) ...	2 loads	11	10	0	Grass Seed...	21 cwt.	64	0	0
Bedding...	33 pkgs.	222	1	0	Guano	18 „	7	4	0
Beer—in bottles	3,390 galls.	791	18	0	Ginger	252 „	12	0	0
In wood	429 „	57	15	0	Hardware	586 pkgs.	5,964	19	0
Biscuits	6,866 lbs.	177	4	0	Hats, Caps, and Bonnets...	18 „	212	4	0
Blacking	12 cases	16	17	0	Hay and Straw	4 tons	18	15	0
Bran	1,475cwt. 2qrs. 8lbs.	413	16	6	Hops	982 lbs.	69	10	0
Brushware	40 pkgs.	139	16	0	Hosiery	25 pkgs.	351	19	0
Building Materials ...	37 „	93	2	0	Instruments—Scientific ...	4 „	13	0	0
Butter	2,581 lbs.	145	17	0	Iron—Galvanized ...	1,419 cwt. 2 qrs.	2,399	1	0
Carpets and Rugs ...	22 pkgs.	284	17	0	Wire	4,350 cwt.	4,385	5	0
Candles	5,693 lbs.	195	5	0	Jewellery	3 pkgs.	84	12	0
Carriages	3 No.	245	0	0	Lead	2 rolls	8	16	0
Corks	36 pkgs.	10	6	0	Leather—				
Carts, Drays, & Wagons..	1 No.	17	0	0	Unmanufactured ...	73 pkgs.	677	5	0
Casks (empty)	594 „	164	5	0	Manufactured (boots)	70 „	1,645	17	0
Cement	46 brls.	51	18	0	Lime	30 tons	148	14	0
Cheese	6,515 lbs.	304	16	0	Limejuice	40 galls.	9	4	0
Chocolate and Cocoa ...	742 „	46	4	0	Linen and Drapery ...	284 pkgs.	8,313	11	6
Coal	10 tons	20	0	0	Live Stock—				
Coffee	3,538 lbs.	254	16	0	Horses...	99 No.	742	0	0
Confectionery	7,495 „	286	7	0	Horned Cattle ...	339 „	2,276	0	0
Cordials	109 pkgs.	86	4	0	Machinery	49 pkgs.	523	2	0
Doors	183 No.	175	13	0	Maizena	2,287 lbs.	64	7	0
Drugs, Medicines, &c. ...	79 pkgs.	578	13	0	Manufactures—Galvanized	310 cwt. 3 qrs.	604	4	0
Earthenware and China ...	137 „	544	16	6	Malt	113 bushels	38	9	0
Fish—Preserved	6,032 lbs.	263	10	0	Marble	21 pkgs.	21	0	0
Salt...	5,560 „	227	2	0	Matches	53 cases	275	14	0
Flour and Bread	367t. 6cwt. 1qr. 8lbs.	4,068	4	0	Mustard	2,105 lbs.	110	18	0
Fruit—Preserved ...	13,368 lbs.	401	2	0	Nails	204 cwt.	330	17	0
Dried	37,898 „	765	18	0	Nuts	246 lbs.	6	1	0
					Opium	2 8/16 lbs.	5	15	0

BORDER CUSTOMS—*continued.*

No. 82 (*continued*)—RETURN of Imports *viâ* COROWA—*continued.*

Articles—*continued.*	Quantity.	Value. £ s. d.	Articles—*continued.*	Quantity.	Value. £ s. d.
Oil—Kerosene	4,506 galls.	486 4 0	Soda Crystals	42 cwt. 1 qr.	22 11 0
Olive	73 „	27 14 0	Shutters	3 No.	1 13 0
Linseed	339 „	46 4 0	Spirits—Brandy	4,311 16/32 galls.	2,452 6 0
Castor	237 „	54 16 0	Geneva	585 „	215 1 0
Colza	9½ „	3 2 0	Perfumed	6 20/32 „	29 18 0
All other	11 „	6 1 0	Rum	874 „	325 1 0
Oilman's Stores—			Whiskey	1,413 „	677 3 0
Pickles and Sauces	42 doz. qts. / 427½ „ pts.	193 9 0	All other	175½ „	181 10 0
			Methylated	50 16/32 „	21 7 0
Oatmeal	55 cwt.	73 0 7	Stationery—Printed Books	105 pkgs.	606 0 0
Onions	33cwt. 3qrs. 3lbs.	19 3 6	Starch and Blue	2,276 lbs.	57 10 0
Paints	119cwt. 3qrs.	233 3 0	Sugar—Raw	2,402 cwt. 3 qrs.	3,062 9 0
Paper—Writing	770 lbs.	48 6 0	Refined	436 cwt.	680 6 0
Wrapping	29 cwt. 23 lbs.	58 0 0	Sulphur	12 cks.	21 19 0
Paperhanging	12 pkgs.	91 10 0	Sundries	211 pkgs.	1,419 10 0
Pearl Barley	9 cwt.	15 18 0	Tallow	3 cwt.	3 6 0
Pease—Split	18 cwt. 1 qr. 7 lbs.	20 7 0	Tanks—Iron	19 No.	87 10 0
Pepper and Spices	2,784 lbs.	129 3 0	Tarpaulins	8 pkgs.	83 13 0
Pipes—Tobacco	13 cases	16 16 0	Tea	41,680 lbs.	3,941 11 0
Printing Material	3 „	37 1 0	Tinware	26 pkgs.	140 14 0
Potatoes	130 tons	696 0 0	Timber—Dressed	13,601 feet	197 10 0
Pitch, Tar, and Resin	15 brls.	51 15 0	Rough	25,114 „	298 16 0
Provisions—Beef	4,190 lbs.	52 10 0	Tobacco—Manufactured	14,682 lbs.	1,400 2 0
Bacon and Ham	1,198 „	92 11 0	Cigars	33 „	33 4 0
Rope and Cordage	96 cwt. 3 qrs. 14 lbs.	262 11 0	Toys and Fancy Goods	36 pkgs.	474 8 6
Saddlery and Harness	104 pkgs.	1,284 11 0	Turnery and Woodware	51 „	195 17 0
Salt	140 tons 8 cwt. 3qrs.	730 5 0	Turpentine	107 galls.	20 14 0
Rock	100 tons	600 0 0	Varnish	69½ „	68 14 0
Saltpetre	11 cwt. 2 qrs. 20 lbs.	13 9 0	Vinegar	799 „	129 2 0
Sarsaparilla	14½ galls.	25 18 0	Watches and Clocks	10 cases	151 14 0
Sago	1,323 lbs.	15 7 0	Wine—Still	966 galls.	486 0 0
Sashes	528 No.	108 2 0	Sparkling	148 „	152 6 0
Shingles	17,700 „	25 0 0	Woolpacks	11,164 No.	1,808 6 0
Soap—Common	22 tons 2 cwt. 3 qrs.	515 14 0			
Soda and Seltzer Water	12 pkgs.	240 10 0	Total	£	78,129 12 8

EXPORTS *viâ* COROWA.

No. 83.—RETURN showing the Quantity and Value of Articles Exported from the Colony to VICTORIA *viâ* COROWA, during the year 1875.

Articles.	Quantity.	Value. £ s. d.	Articles—*continued.*	Quantity.	Value. £ s. d.
Agricultural Implements	1 pkg.	7 11 9	Live Stock—Cattle	12,251 No.	115,526 0 0
Bones	4 cwt. 1 qr. 3 lbs.	1 0 0	Horses	484 „	4,335 0 0
Bottles	40 doz.	2 5 0	Pigs	46 „	224 10 0
Bread	7,856 lbs.	49 15 0	Sheep	67,951 „	40,528 0 0
Bricks	1,600 No.	2 4 0	Malt	105½ bshls.	60 13 0
Cement	1 brl.	2 10 0	Salt	20 cwt.	6 0 0
Chaff	22 cwt.	5 10 0	Skins—Kangaroo	3 bdls.	3 0 0
Fruit—Green	397 cases	124 0 0	Sheep	166 „	1,483 12 0
Grain—Barley	17 bshls.	3 5 0	Spirits—Geneva	128 galls.	32 0 0
Oats	98 „	20 19 0	Tallow	175 cwt. 1 qr. 15 lbs.	268 5 0
Wheat	11,504 „	2,308 18 0	Timber—Rough	108,339 feet	690 0 0
Hay	12 cwt. 2 qrs. 0 lbs.	4 4 0	Posts and Rails	400 No.	6 0 0
Hides	769 No.	648 6 0	Tobacco	285 lbs.	28 0 0
Horns	2 pkgs.	0 15 0	Wool	3,299,737 „	193,737 0 0
Hops	176 lbs.	15 8 0			
Iron Tanks	1 No.	1 13 0	Total		360,138 0 3
Instruments—Musical	1 „	11 16 6			

BORDER CUSTOMS—*continued.*

IMPORTS *viâ* MOAMA.

No. 84.—RETURN showing the Quantity and Value of Articles Imported into the Colony from VICTORIA *viâ* MOAMA, during the year 1875.

Articles.	Quantity.	Value.
		£
Acids	138 pkgs.	452
Agricultural Implements	337 „	2,736
Anvils	45 No.	135
Apparel and Slops	333 pkgs.	6,112
Arms and Ammunition	77 „	410
Shot	178 cwt.	447
Powder { Sporting	2,487 lbs.	367
Powder { Blasting	2,609 „	95
Arrowroot	19 pkgs.	37
Baskets	285 „	277
Bedding and Mattrasses	460 „	1,319
Bedsteads	314 „	1,361
Bellows	48 „	252
Beer—In Wood	9,963 galls.	1,014
„ In Bottle	14,107½ „	3,293
Biscuits	31,125 lbs.	970
Blacking	64 pkgs.	65
Blankets	72 „	1,164
Blue	3,539 lbs.	136
Bags	2,262 No.	97
Boats	6 „	110
Brassware	16 pkgs.	49
Bricks—Bath	8 „	10
„ Fire	3,050 No.	56
Brushware	299 „	574
Butter	13,882 lbs.	760
Candles	36,391 „	1,419
Canvas	154 pkgs.	1,006
Carriages	15 No.	743
Perambulators	62 pkgs.	112
Carriage Materials	88 „	163
Drays and Wagons	48 No.	1,445
Cart Materials	995 pkgs.	1,527
Cement	256 brls.	340
Cheese	19,882 lbs.	965
Coffee and Chicory	26,101 „	1,695
Chocolate and Cocoa	3,031 „	196
Confectionery	37,756 „	1,294
Cordage and Rope	708½ cwt.	2,561
Corks and Bungs	74 pkgs.	433
Cotton Waste	8 „	16
Cordials (Non-spirituous)	662 „	286
Cutlery	22 „	170
Coal and Charcoal	50 bags	9
Calico Bags	9 pkgs.	60
Dates	80 lbs.	½
Drapery	2,486 pkgs.	67,061
Drugs and Chemicals	638 „	2,822
Doors	1,154 No.	961
Earthenware and China	695 pkgs.	2,808
Earthen Pipes and Tiles	983 No.	169
Felt	37 pkgs.	83
Fish—Fresh	60 „	63
„ Dried	3,492 lbs.	111
„ Salted	6,649 „	192
„ Preserved	40,940 „	1,793
Flour	8,249 bags	9,523
Fruit—Dried	168,711 lbs.	3,698
„ Preserved	30 „	3
„ Bottled	419 doz.	267
„ Green	2,766 pkgs.	1,692
Furniture	1,395 „	6,280
Glass—Window	49 „	160
Looking	24 „	140
Glassware	579 „	2,017
Galvanized Manufactures	958 cwt.	2,975
Grain—Wheat	760 bags	631
„ Barley	307 „	332
„ Oats	30,784 bushls.	7,571
„ Maize	300 bags	250
„ Beans and Pease	214 „	295
„ Rice	1,327cwt. 3qrs. 27lbs.	1,520
Ginger	2,179 lbs.	109
Grindery	21 pkgs.	50
Hair	39 „	93
Hats, Caps, and Bonnets	54 pkgs.	1,370
Hardware & Ironmongery	4,922 „	24,497
Hay and Chaff	12,118 cwt.	3,530
Holloware	1,024 pkgs.	1,159
Honey	2,528 lbs.	103

Articles.—*continued.*	Quantity.	Value.
		£
Hops	12,131 lbs.	1,063
Instruments—Musical	80 pkgs.	2,039
India-rubber Goods	39 „	211
Ink	19 „	36
Iron—Tanks	191 No.	860
Chains	80 pkgs.	316
Safes	17 No.	248
Pipes	872 pkgs.	488
Wire	30,990 cwt.	30,194
Galvanized	9,429 „	15,522
Castings	308 pkgs.	260
Hoop, Bar, & Rod	3,499 cwt.	3,338
Steel	69 „	102
Jams and Jellies	43,821 lbs.	1,357
Jewellery	42 pkgs.	5,017
Kegs and Casks	626 No.	430
Lamps and Lampware	65 pkgs.	193
Lead—Sheet	69 „	339
Pipe	26 „	88
Leather	390 „	3,402
„ Boots and Shoes	794 „	13,632
Lime	1,794 bags.	583
Limejuice	809 galls.	241
Live Stock—Cows	35 No.	120
„ Bulls	6 „	2,320
„ Horses	1 „	150
„ Dogs	6 „	110
„ Poultry	40 pkgs.	44
Luggage and Effects	1,189 „	7,047
Macaroni	46 „	35
Machinery—Pumping	61 „	1,408
„ Weighing	42 „	280
„ Sewing	108 „	739
„ General	160 „	4,647
Maizena and Corn Flour	10,077 lbs.	293
Malt	4,275 bushls.	1,425
Marble	38 pkgs.	273
Matches	313 „	1,777
Matting, Rugs, & Carpets	108 „	630
Mustard	9,605 lbs.	475
Nails and Screws	1,365 cwt.	2,477
Nuts and Almonds	3,547 lbs.	128
Oakum	69 pkgs.	70
Oars	14 „	21
Oatmeal	301 cwt.	419
„ Pearl Barley	38 pkgs.	69
„ Groats	6 bags	15
„ Pease Meal	15 „	21
Oil—Boiled	236 galls.	54
„ Olive	49 „	30
„ Castor	8,768 „	2,186
„ Kerosene	14,777 „	1,335
Oilcloth	48 pkgs.	245
Oil Stores	293 „	1,543
Onions	809 cwt.	496
Opium	631 10/16 lbs.	1,596
Paints	600 cwt.	1,296
Painters' Materials	13 pkgs.	20
Paper Hangings	87 „	607
Pepper	7,258 lbs.	346
Pickles and Sauces	3,173 doz.	2,596
Pictures and Paintings	23 pkgs.	102
Pipes—Tobacco	170 „	208
Pitch, Tar, and Resin	562 „	543
Plants, Seeds, Trees, and Shrubs	291 „	690
Plated Ware	24 „	256
Potatoes	18,557 cwt.	6,095
Pollard and Bran	6,946 bush.	676
Provisions—Salt Meat	580 lbs.	11
„ Preserved do.	72 pkgs.	233
„ Bacon & Ham	10,953 lbs.	575
Vegetables { Green	138 pkgs.	124
Vegetables { Preserved	12 „	35
Preserves	10,588 lbs.	505
Railway Material	19,090 cwt.	13,370
Saddlery and Harness	675 pkgs.	8,707
Sago	6,391 lbs.	129
Salt	6,245 cwt.	1,571
Saltpetre	5½ „	10
Sashes	2,524 No.	885

BORDER CUSTOMS—*continued.*

No. 84 (*continued*)—RETURN of Imports *viâ* MOAMA—*continued.*

Articles—*continued.*	Quantity.	Value.	Articles—*continued.*	Quantity.	Value.
		£			£
Slates	10,400 No.	129	Tapioca	19 pkgs.	23
Slabs—Stone	128 pkgs.	274	Tea	192,390 lbs.	13,411
Soap—Common	2,414 „	2,807	Tents and Tarpaulins	165 pkgs.	1,840
Fancy	16 „	12	Timber—Undressed	932,584 feet	6,859
Soda	353 cwt.	272	Dressed	299,269 „	4,448
Sodawater and Lemonade	6,166 doz.	651	Laths	481 pkgs.	68
Spices	7,744 lbs.	570	Palings	73,225 No.	458
Sarsaparilla	211 galls.	201	Shingles	123,805 „	137
Scientific Instruments	24 pkgs.	302	Tin—Block	4 pkgs.	5
Spirits—Brandy	21,845 galls.	14,009	Tinware	273 „	726
Geneva	4,210 „	1,746	Tobacco and Snuff	68,772¼ lbs.	6,203
Whiskey	5,244 „	2,270	Cigars	1,635¼ „	982
Rum	4,268 „	1,409	Toys and Fancy Goods	494 pkgs.	6,492
Cordials	34 „	34	Turnery and Woodware	727 „	1,258
Perfumed	139 „	445	Turpentine	799 galls.	163
All other	165 „	255	Varnish	251 „	197
Methylated	13 „	10	Vermicelli	19 pkgs.	7
Starch	8,686 lbs.	217	Vinegar	4,363 galls.	582
Stationery—Printed Books	350 pkgs.	1,202	Raspberry	297 „	110
Various	284 „	1,486	Watches and Clocks	28 pkgs.	262
Wrapping Paper	253 cwt.	610	Whiting and Chalk	129 „	134
Writing Paper	5,914 lbs.	349	Wheelbarrows	137 No.	138
Printing do.	21 pkgs.	196	Wine—Still	7,629 galls.	4,694
Steam Engines	22 No.	7,391	Sparkling	582 „	997
Stones—Grind	142 „	75	Woolpacks	78,529 No.	13,099
Turkey	52 pkgs.	211	Woolpresses	38 pkgs.	1,681
Mill	1 No.	5	Zinc	76 „	201
Sugar—Refined	671 cwt. 1 qr. 4 lbs.	941	Manufactures	15 „	29
Raw	12,157 „ 2 „ 12 „	16,914			
Molasses	63 „ 2 „ 11 „	91	Total	£	453,885
Sundries	193 pkgs.	502			

EXPORTS *viâ* MOAMA.

No. 85.—RETURN showing the Quantity and Value of Articles Exported from the Colony to VICTORIA *viâ* MOAMA, during the Year 1875.

Articles.	Quantity.	Value.	Articles—*continued.*	Quantity.	Value.
		£			£
Apparel	1 box	2	Personal Effects	30 pkgs.	264
Charcoal	25 cwt.	5	Provisions—Bacon	648 lbs.	31
Chaff	297 „	83	Quandongs	2 cases	3
Chaffcutter	1 No.	3	Sashes	25 No.	8
Clocks	2 cases	23	Skins—Emu	1 „	2
Circular Saw	1 No.	2	Goats	521 „	43
Emu Eggs	1 box	1	Kangaroo	7,801 „	553
Flour	6 cwt.	3	Pigs	3 „	1
Grain—Wheat	456 bush.	86	Sheep	17,413 „	3,162
Hides	775 No.	630	Soda Water	2 casks	2
Horns	2 pkgs.	3	Spirits—Brandy	114 galls.	30
Instruments—Musical	1 No.	50	Straw	10 cwt.	3
Leather—Boots	1 case	12	Tallow	27¾ tons	669
Live Stock—Horses	633 No.	4,665	Tiles	2 pkgs.	8
Cattle	13,580 „	112,622	Timber—Undressed	74,395 sup. feet	564
Sheep	751,369 „	400,203	Wine—Still	27 galls.	17
Pigs	234 „	310	Wool	6,700,698 lbs.	385,036
Mangle	1 „	2	Total	£	909,101

BORDER CUSTOMS—*continued.*

IMPORTS *viâ* SWAN HILL CROSSING.

No. 86.—RETURN showing the Quantity and Value of Articles Imported into the Colony from VICTORIA, *viâ* SWAN HILL CROSSING, during the Year 1875.

Articles.	Quantity.	Value.	Articles—*continued.*	Quantity.	Value.
		£			£
Agricultural Implements	10 pkgs.	494	Oil—Linseed	29 galls.	6
Apparel and Slops	53 „	327	Olive	8 „	4
Arms—Gunpowder	12 lbs.	2	Kerosene	36 „	5
Shot	1 cwt.	2	Oilmen's Stores	16 cases	54
Beer—In Wood	54 galls.	6	Opium	2 lbs.	2
Bottle	4 „	2	Paints	1 ton	7
Butter and Cheese	11 cwt.	55	Paperhangings	3 pkgs.	13
Candles Sperm	56 lbs.	3	Pepper and Spices	6 „	5
Carriage Material	12 pkgs.	73	Pickles and Sauces	2 cases	5
Carts, Drays, and Wagons	4 No.	83	Pipes—Tobacco	6 „	20
Cement	30 brls.	72	Plants and Seeds	17 pkgs.	74
Coffee	1 cwt.	4	Potatoes	21 tons	198
Confectionery and Preserves	4 pkgs.	12	Saddlery and Harness	16 pkgs.	171
Cordage and Rope	3 „	14	Salt	45 tons	138
Cutlery	6 „	48	Soap	27 cwt.	41
Drugs and Medicines	15 „	82	Soda	1 ton	4
Earthenware and China	6 „	17	Soda and Seltzer Water	4 pkgs.	12
Pipes	183 No.	14	Starch and Blue	5 pkgs.	7
Flour and Bread	24 tons	330	Spirits—Brandy	4 galls.	7
Fruit—Bottled	1 case	2	Rum	2 „	3
Green	49 cases	52	Geneva	1 „	1
Dried	6 cwt.	19	Perfumed	2 „	3
Furniture	17 pkgs.	133	Stationery—Books	5 cases	22
Grain—Oats	372 bshls.	98	Paper	2 „	4
Rice	1 ton	3	Stones—Lime	20 tons	50
Maize	129 bshls.	45	Sugar—Raw	59 cwt. 2 qrs. 18 lbs.	120
Grindery	1 pkg.	5	Refined	1 „ 3 „ 8 „	5
Hardware and Ironmongery	37 pkgs.	303	Tarpaulins	8 bales	96
Hops	3 pockets	10	Tea	976 lbs.	97
Iron and Steel	6 tons	91	Timber—Gum	206 pieces	30
Tanks	4 No.	22		45,862 feet	476
Lamps	2 cases	12	Tobacco—Manufactured	158 lbs.	32
Leather—Unmanufactured	6 pkgs.	38	Turnery and Woodware	36 pkgs.	95
Boots and Shoes	7 trks.	90	Turpentine and Varnish	9 galls.	5
Linen and Drapery	44 pkgs.	749	Vinegar	25 „	3
Live Stock—Horses	146 No.	2,505	Wire	70 bdls.	76
Cattle	1,283 „	12,652	Wine	4 galls.	4
Metal—Galvanised	27 pkgs.	67	Woollens	2 bales	82
Molasses	3 qrs. 2 lbs.	2	Woolpacks and Bagging	21 „	256
Nails	8 kegs	16			
Oatmeal	2 casks	4	Total	£	20,791

EXPORTS *viâ* SWAN HILL CROSSING.

No. 87.—RETURN showing the Quantity and Value of Articles Exported from the Colony to VICTORIA, *viâ* SWAN HILL CROSSING, during the Year 1875.

Articles.	Quantity.	Value.	Articles—*continued.*	Quantity.	Value.
		£			£
Bark	3 tons	18	Malt	56 bshls.	28
Copper Ore	2 „	60	Saddlery	7 pkgs.	62
Earthenware and China	1 pkg.	15	Skins—Horned Cattle	1,427 No.	1,070
Eggs—Emu	6 cases	21	Sheep	597 bdls.	2,762
Flour and Bread	1 ton	12	Kangaroo	109 cases	915
Instruments—Musical	2 cases	60	Specimens of Nat. History	6 „	35
Linen and Drapery	5 pkgs.	74	Sundries	24 pkgs.	100
Live Stock—Horses	84 No.	588	Tallow	1,676 cwt.	2,514
Cattle	9,343 „	89,992	Wine	60 galls.	18
Sheep	50,805 „	23,113	Wool	16,270,608 lbs.	1,016 912
Machinery	13 pkgs.	420			
			Total	£	1,138,789

BORDER CUSTOMS—*continued.*

IMPORTS *viâ* EUSTON.

No. 88.—RETURN showing the Quantity and Value of ARTICLES Imported into the Colony from VICTORIA, overland, *viâ* EUSTON, during the Year 1875.

Articles.	Quantity.	Value.	Articles—*continued.*	Quantity.	Value.
		£			£
Acids	1 case	5	Machinery...	2 pkgs.	500
Agricultural Implements...	5 pkgs.	53	Nails	13 cwt.	26
Apparel and Slops ...	6 „	60	Oilmen's Stores—Sauces and Pickles	40 doz. qts.	24
Arms and Ammunition—			Sauces and Pickles	13 doz. pts.	9
Guns	5 „	38	Oatmeal	1 cwt.	1
Shot	2 cwt.	3	Oil	163 galls.	33
Percussion Caps ...	1 pkg.	2	Paints	6 cwt.	9
Beer, Ale, &c.—In Wood..	400 galls.	68	Paper—Writing and Fancy	24 lbs.	2
In Bottle.	512 „	147	Brown & Wrapping	4½ cwt.	10
Biscuits	1,424 lbs.	37	Pepper	177 lbs.	11
Blue	42 „	2	Preserves	324 „	16
Candles	450 „	18	Provisions—Bacon ...	303 „	15
Cheese	413 „	30	Pitch, Tar, or Resin ...	2 pkgs.	4
Coffee	284 „	17	Pumps	1 No.	150
Confectionery	816 „	41	Potatoes	15 tons	150
Carts, Drays, and Wagons.	22 No.	275	Rice	26 cwt.	40
Chaff	554 bags	123	Rope	16 „	36
Curry Powder	1 case	3	Sago	156 lbs.	3
Doors	1 No.	1	Salt	4 tons	21
Drugs and Medicines ...	6 pkgs.	61	Sashes	4 No.	4
Earthenware and China ...	7 „	58	Spices	29 lbs.	4
Fish — Dried, Preserved, and Salt	555 lbs.	25	Spirits—Brandy	521 galls.	634
Fruits—Bottled	9 doz. qts.	6	Rum	66 „	53
Dried	4,278 lbs.	116	Geneva	194 „	145
Preserved ...	540 „	46	Whiskey... ...	139 „	129
Flour	35 tons	570	Spirituous Compounds	58 „	53
Furniture	11 pkgs.	13	Sugar—Unrefined ...	106 cwt.	161
Glassware	3 „	14	Molasses	3 „	3
Grain—Wheat	24 bushels	10	Soap	24 „	35
Oats	224 „	82	Stationery—Books ...	8 pkgs.	36
Hops	25 lbs.	1	Saddlery and Harness ...	7 „	116
Hardware & Ironmongery	56 pkgs.	974	Sundries—Free	6 „	30
Handles	1 „	4	Tea	1,978 lbs.	153
Iron—Galvanized ...	32 cwt.	60	Timber—Undressed ..	3,170 sq. ft.	60
„ Manufactures	11 „	26	Tobacco—Manufactured...	1,280 lbs.	246
Wire	42 tons	1,702	Cigars	5 „	4
Instruments—Musical ...	1 pkg.	5	Toys and Fancy Goods ...	4 pkgs.	65
Jewellery	1 „	12	Vinegar	119 galls.	27
Leather—Manufactured ...	1 „	12	Wines—Sparkling ...	8 „	10
Boots and Shoes	10 pkgs.	224	Other kinds ...	90 „	70
Linen—Drapery	56 „	1,089	Woolpacks	960 No.	240
Live Stock—Horses ...	140 No.	1,229			
Cattle ...	3 „	60			
Maizena	280 lbs.	8			
Mustard	144 „	8			
Matches	2 pkgs.	12	Total ... ... £		10,688

EXPORTS *viâ* EUSTON.

No. 89.—RETURN showing the Quantity and Value of ARTICLES Exported from the Colony to VICTORIA and SOUTH AUSTRALIA, overland, *viâ* EUSTON, during the Year 1875.

Articles.	Colony to which Exported.	Quantity.	Value.
			£
Carts, Drays, and Wagons	Victoria	10 No.	155
Flour	„	19 centals	19
Hides	„	55 No.	50
Live Stock—Horses	„	97 „	720
Cattle	„	2,702 „	22,912
Sheep	„	7,680 „	3,840
Ore—Copper	South Australia	7 tons	175
Skins—Sheep	Victoria	5 bundles	35
Spirits—Brandy	„	1⅝ galls.	1
Soap	„	15 lbs.	1
Sugar—Unrefined	„	½ cwt.	1
Tea	„	32 lbs.	3
Tobacco—Manufactured	„	10 „	2
Wool	„	151,984 „	13,026
	South Australia	125,440 „	9,000
	Total ... ... £		49,940

BORDER CUSTOMS—*continued.*

IMPORTS *viâ* WENTWORTH.

No. 90.—RETURN showing the Quantity and Value of ARTICLES Imported into the Colony from VICTORIA and SOUTH AUSTRALIA, *viâ* WENTWORTH, during the Year 1875.

Articles.	Colony from whence Imported.	Quantity.	Value.
			£
Acids	South Australia	1 pkg.	2
	Victoria ...	23 pkgs.	55
Agricultural Implements..	South Australia	6 „	20
„ Ploughs ...	Victoria ...	13 No.	217
„ Earth-scoops ...	„ ...	19 „	267
„ Excavators ...	„ ...	4 „	515
„ Spades & Shovels	„ ...	12 pkgs.	25
Alkali and Soda	South Australia	4 cwt.	5
	Victoria ...	6 „	7
Anvils ...	South Australia	1 No.	5
	Victoria ...	5 „	13
Apparel and Slops ...	„ ...	6 pkgs.	85
Arms & Ammunition—			
Guns	South Australia	1 pkg.	10
„	Victoria ...	2 pkgs.	32
Gunpowder ...	„ ...	375 lbs.	25
Shot	„ ...	9¼ cwt.	13
Cartridges ...	„ ...	2 pkgs.	15
Baskets	„ ...	20 „	45
Bedding	„ ...	22 „	24
Beer—In Wood	South Australia	25,001 galls.	3,125
	Victoria ...	450 „	54
In Bottle	South Australia	16,094 „	4,020
	Victoria ...	4,184 „	1,047
Bellows ...	South Australia	1 No.	15
	Victoria ...	3 „	12
Blankets ...	South Australia	3 pkgs.	85
	Victoria ...	4 „	118
Biscuits ...	South Australia	41 lbs.	1
	Victoria ...	2,177 „	56
Blacking	„ ...	6 pkgs.	16
Boats	South Australia	1 No.	22
„ Oars	Victoria ...	3 pkgs.	8
Bottles—Empty	South Australia	12 „	41
	Victoria ...	2 „	5
Bricks—Fire... ...	South Australia	10,000 No.	59
Brushware	Victoria ...	80 pkgs.	60
Butter and Cheese	South Australia	527 lbs.	45
	Victoria ...	575 „	38
Canvas ...	South Australia	2 pkgs.	51
	Victoria ...	22 „	580
Candles ...	South Australia	3,350 lbs.	151
	Victoria ...	2,575 „	96
Carriages	„ ...	4 No.	211
Carts, Drays, and Wagons	South Australia	20 „	759
„ Materials	Victoria ...	56 pkgs.	43
Carts and Drays ...	„ ...	29 No.	845
Cement ...	„ ...	6 cks.	6
	South Australia	121 „	129
Clocks	Victoria ...	7 pkgs.	40
Coffee, Cocoa, &c.	South Australia	2,424 lbs.	120
	Victoria ...	2,664 „	167
Confectionery	South Australia	1,120 „	46
	Victoria ...	1,147 „	42
Cordage and Rope	South Australia	16 cwt.	47
	Victoria ...	71 „	226
Corks and Bungs ...	„ ...	5 pkgs.	13
Drapery ...	South Australia	575 „	19,208
	„ ...	95 „	*
	Victoria ...	275 „	12,614
Drugs & Chemicals	„ ...	27 „	295
	South Australia	79 „	821
Earthenware and China ...	„ ...	46 „	468
	Victoria ...	232 „	900
Effects—Personal	„ ...	75 „	757
	South Australia	37 „	120
Fish—Preserved	„ ...	1,286 lbs.	51
	Victoria ...	6,598 „	270
Flour	„ ...	23 tons	234
	South Australia	2,874½ „	33,627
Fruits—Bottled ...	Victoria ...	3 pkgs.	4
Dried	„ ...	17,965 lbs.	455
	South Australia	130,016 „	3,550
Fresh	„ ...	734 pkgs.	228
	Victoria ...	3 „	7
Preserved	„ ...	3,624 lbs.	123
	South Australia	70,896 „	1,755
Furniture ...	Victoria ...	317 pkgs.	1,965
	South Australia	119 „	800
Galvanized Manufactures	„ ...	21 cwt.	62

Articles—*continued.*	Colony from whence Imported.	Quantity.	Value.
			£
Galvanized Manufactures (*contd.*)	Victoria ...	48 cwt.	147
	South Australia	1 „	3
Ginger ...	„ ...	336 lbs.	37
	Victoria ...	182 „	23
Glass	„ ...	23 pkgs.	129
Glassware ...	„ ...	35 „	152
	South Australia	4 „	44
Glue	Victoria ...	2 cwt.	5
Grain—Oats ...	„ ...	12 bush.	3
	South Australia	6,299 „	1,578
Pease	„ ...	1 cwt.	2
	Victoria ...	5 „	5
Rice ...	„ ...	46¾ „	55
	South Australia	43½ tons	1,022
Wheat ...	„ ...	249 bush.	79
Maize ...	Victoria ...	34 „	9
Hair—Curled ...	„ ...	1 pkg.	4
Hardware and Ironmongery ...	South Australia	8,853 pkgs.	13,988
	„ ...	1,497 „	*
	Victoria ...	648 „	4,047
Hay and Chaff	„ ...	17 cwt.	4
	South Australia	447 tons	2,723
Honey	„ ...	276 lbs.	9
Hops	„ ...	40 „	5
	Victoria ...	555 „	35
Holloware ...	„ ...	13 pkgs.	35
	South Australia	5 „	15
Instruments—Musical	Victoria ...	4 „	184
Mathematical	„ ...	4 „	50
Iron—Bar and Rod...	South Australia	17½ tons	247
Castings	Victoria ...	14 „	215
Chains	„ ...	6 pkgs.	45
Galvanized	„ ...	33½ tons	1,265
	South Australia	172 „	5,670
Pipes	Victoria ...	16 pkgs.	35
Hoop ...	„ ...	4 tons	68
	South Australia	10 „	151
and Steel	„ ...	3 cwt.	11
	Victoria ...	1 „	4
Tanks	„ ...	34 No.	154
	South Australia	45 „	200
Wire	„ ...	1,785½ tons	44,451
	Victoria ...	442 „	8,967
Ink	„ ...	2 pkgs.	14
Kegs and Casks—	South Australia	5 No.	2
Empty ...	Victoria ...	5 „	3
Lead	„ ...	6 pkgs.	9
Leather—Unmfd.	South Australia	2 „	36
	Victoria ...	21 „	184
Boots and Shoes	South Australia	128 „	2,880
	Victoria ...	81 „	1,966
Lime	South Australia	2,049 bush.	153
Limejuice	Victoria ...	275 galls.	44
Live Stock—			
Sheep Store ...	South Australia	23,586 No.	8,257
Sheep Stud Rams	„ ...	1,159 „	5,797
Horses	Victoria ...	3 „	350
Horned Cattle ...	„ ...	4 „	900
Machinery ...	„ ...	103 pkgs.	2,612
	South Australia	98 „	1,336
Maizena ...	„ ...	141 lbs.	3
	Victoria ...	560 „	12
Malt	South Australia	30 bush.	16
Millinery	„ ...	1 pkg.	15
Molasses and Treacle	Victoria ...	2 cwt.	6
Mustard ...	„ ...	1,106 lbs.	56
	„ ...	1 pkg.	3
Nails	„ ...	132½ cwt.	230
	South Australia	8 „	14
Oatmeal ...	„ ...	4 „	7
	Victoria ...	1 „	2
Pearl Barley ...	„ ...	3 „	4
Oil—Kerosene	„ ...	696 galls.	87
	South Australia	505 „	61
Olive	Victoria ...	71 pkgs.	27
Linseed ...	South Australia	535 galls.	129
Undescribed	„ ...	1,470 „	399
	Victoria ...	352 „	86
	„ ...	36 pkgs.	117
Oilmen's Stores	South Australia	20,443 „	28,039
	„ ...	2,465 „	*

* The value could not be obtained.

BORDER CUSTOMS—*continued.*

No. 90 *(continued)*—RETURN of Imports *viâ* WENTWORTH—*continued.*

Articles.	Colony from whence Imported.	Quantity.	Value.
			£
Onions	South Australia	13½ tons	211
	Victoria	10 cwt.	3
Paints	South Australia	36½ „	94
	Victoria	50 „	123
Paper (Wrapping)	„	26 „	52
Pipes (Tobacco)	„	19 pkgs.	35
	South Australia	3 „	2
Pepper and Spices	Victoria	1,274 lbs.	60
Pollard and Bran	South Australia	3,093 bush.	262
	Victoria	88 „	5
Pitch and Tar	„	23 pkgs.	25
Potatoes	„	10 tons	71
	South Australia	391½ „	2,982
Preserves	Victoria	396 lbs.	20
Presses (Printing)	„	1 No.	16
Pickles and Sauces	„	44 pkgs.	143
Pictures	„	3 „	15
Pumps and Fittings	„	6 No.	457
Screws	„	3 cwt.	12
Saddlery & Harness	„	105 pkgs.	1,825
	South Australia	204 „	2,065
Provisions — Bacon	„	356 lbs.	15
Provisions — Preserved Meats	„	1 pkg.	4
Sago	Victoria	452 lbs.	7
Salt	„	4¾ tons	17
	South Australia	135 „	690
Sarsaparilla	„	58 galls.	44
	Victoria	22 „	34
Sashes and Doors	„	89 No.	118
	South Australia	25 „	21
Seeds and Plants	„	3 pkgs.	6
	Victoria	24 „	34
Soap	„	109 cwt.	123
	South Australia	450 „	616
Soda and Seltzer Water	„	16 galls.	14
	Victoria	14 „	13
Soda Crystals	„	13 cwt.	13
Specie	South Australia	1 box	200
Spirits — Brandy	„	11,412 galls.	11,355
	Victoria	4,276 „	3,865
Spirits — Geneva	„	505 „	364
	South Australia	2,017 „	1,713
Spirits — Cordials	„	1,281 „	675
	Victoria	314 „	293
Spirits — Whiskey	„	1,210 „	893
	South Australia	1,331 „	1,070
Spirits — Rum	„	2,935 „	2,295
Spirits — Perfumed	„	34 „	48
	Victoria	8 „	28
Spirits — All other	„	99 „	213
	South Australia	112 „	92

Articles—*continued.*	Colony from whence Imported.	Quantity.	Value.
			£
Starch and Blue	South Australia	336 pkgs.	6
	Victoria	336 „	7
Stationery	„	42 „	815
	South Australia	9 „	238
	„	5 „	80
Stones — Grind	Victoria	12 No.	5
Stones — Wrought	„	4 pkgs.	21
	South Australia	2 „	15
Sugar Raw	„	568 tons	16,159
	Victoria	48 „	1,214
	„	58 pkgs.	642
Sundries	South Australia	4,384 „	9,172
	„	2,451 „	*
Tapioca	„	1 pkg.	1
Tarpaulins & Tents	„	14 „	330
	Victoria	6 „	85
Tea	„	40,756 lbs.	2,826
	South Australia	98,345 „	8,174
Timber — Undescribed	„	392 loads	3,616
Timber — Dressed	Victoria	11,650 s. ft.	173
Timber — Undressed	„	488,325 „	4,880
Timber — Palings	South Australia	16,200 „	173
Tinware	Victoria	10 pkgs.	144
Tobacco	„	19,242 lbs.	2,311
	South Australia	43,425 „	6,705
„ (Cigars)	„	210 „	183
	Victoria	1,209½ „	570
Tools	„	9 pkgs.	31
Toys & Fancy Goods	South Australia	16 „	235
	Victoria	6 „	134
Turpentine and Varnish	„	134 galls.	48
	South Australia	5 „	3
Twine and Thread	„	2 pkgs.	26
	Victoria	5 „	82
Vegetables (Preserved)	„	112 lbs.	4
	South Australia	300 „	10
Vestas	„	50 pkgs.	285
	Victoria	41 „	315
Vinegar	„	543 galls.	154
	South Australia	795 „	214
Vyces	Victoria	4 No.	10
Whiting and Chalk	„	14 casks	15
	South Australia	1 „	1
Woodware and Turnery	„	15 pkgs.	148
	Victoria	45 „	210
Woolpacks	„	12,695 No.	2,160
	South Australia	21,656 „	4,993
Wine	„	6,726 galls.	3,274
	Victoria	2,448 „	2,100
„ (Ginger)	„	56 „	29
Zinc	„	4 pkgs.	6
„ (Manufactures)	„	19 „	36
		Total £	338,243

* The value could not be obtained.

EXPORTS *viâ* WENTWORTH.

No. 91.—RETURN showing the Quantity and Value of ARTICLES Exported from the Colony to VICTORIA and SOUTH AUSTRALIA, *viâ* WENTWORTH, during the Year 1875.

Articles.	Colony to which Exported.	Quantity.	Value.
			£
Agricultural Implements	Victoria	1 pkg.	6
Ale (in Bottle)	„	26 galls.	7
Bottles (Empty)	„	1 pkg.	1
Copper Ore	South Australia	131 tons	3,231
Drays	„	1 No.	30
	Victoria	1 „	15
Effects (Personal)	„	13 pkgs.	160
Fruits (Preserved)	„	120 lbs.	5
Furniture	„	1 pkg.	3
Hardware & Ironmongery	„	5 pkgs.	18
Holloware	„	3 „	8
Iron — Galvanized	„	2 cwt.	3
Iron — Wire	„	18 „	23
Iron — Castings	South Australia	10 pkgs.	17
Leather (Boots & Shoes)	Victoria	1 pkg.	12
Live Stock — Goats	„	1 No.	1
Live Stock — Horned Cattle	South Australia	5,139 „	46,251
Live Stock — Horses	„	525 „	3,676
Live Stock — Sheep	„	128,249 „	76,945
Oilmen's Stores	Victoria	39 pkgs.	33

Articles—*continued.*	Colony to which Exported.	Quantity.	Value.
			£
Potatoes	Victoria	3½ cwt.	2
Saddlery and Harness	„	3 pkgs.	10
	„	32 bales	370
Skins — Sheep	South Australia	223 „	1,157
Skins — Hides	„	1,244 No.	814
	Victoria	109 „	108
Spirits (Whiskey)	„	10 galls.	9
Stones (Wrought)	„	1 pkg.	1
Sugar (Raw)	„	6½ cwt.	8
Sundries	„	3 pkgs.	13
	„	1 ton	31
Tallow	South Australia	38 tons	1,337
Tea	Victoria	156 lbs.	13
Tinware	„	3 pkgs.	1
Tobacco	South Australia	1,900 lbs.	143
Woodware	Victoria	1 pkg.	1
Wool	„	4476862 lbs.	279,804
	South Australia	6889791 „	430,612
		Total £	844,879

BORDER CUSTOMS—*continued.*

IMPORTS *viâ* TOCUMWALL.

No. 92.—RETURN showing the Quantity and Value of ARTICLES Imported into the Colony from VICTORIA, Overland, *viâ* TOCUMWALL, during the Year 1875.

Articles.	Quantity.	Value.
		£
Acids	10 pkgs.	20
Aerated Waters	40 galls.	10
Agricultural Implements	50 pkgs.	225
Ale, Porter, & Beer In wood	878 galls.	131
Ale, Porter, & Beer In bottle	847 „	254
Alkali	9 pkgs.	14
Anvils	2 No.	3
Apparel and Slops	76 pkgs.	1,477
Arrowroot	7 „	8
Arms and Ammunition—		
Firearms	4 „	25
Powder—Sporting	214 lbs.	15
Shot	13 cwt.	28
Baskets	7 „	15
Beans and Peas	7 „	5
Bedsteads	12 „	41
Bellows—Smiths'	2 No.	5
Biscuits	2,715 lbs.	67
Blacking	8 pkgs.	9
Blankets	6 „	128
Blue	237 lbs.	7
Books—Printed	6 pkgs.	20
Bricks—Bath	3 „	3
Building Materials—		
Doors	69 No.	75
Sashes	208 „	55
Brushware	26 pkgs.	40
Butter	1,340 lbs.	67
Candles	1,900 „	75
Canvas	9 pkgs.	150
Carpeting and Druggeting	5 „	62
Carriages	2 No.	90
Carts and Wagons	3 „	110
Materials for Carriages	4 pkgs.	10
Carts & Wagons	10 „	43
Perambulators	3 No.	3
Cement	5 cks.	10
Chains	1 pkg.	3
Cheese	940 lbs.	40
Chocolate and Cocoa	222 „	16
Cider	20 galls.	5
Coffee and Chicory	1,648 lbs.	113
Confectionery	1,961 „	82
Cordage and Rope	30 cwt.	105
Cutlery	5 pkgs.	26
Drapery	106 „	3,471
Drugs	17 „	85
Earthenware	29 „	94
Fancy Goods	20 „	137
Fish—Preserved	2,400 lbs.	115
Salt	132 „	5
Flour	6 tons	78
Fruit—Bottled	55 doz. qts.	33
Dried	17,833 lbs.	445
Green	56 pkgs.	28
Preserved	4,525 lbs.	159
Furniture	46 pkgs.	187
Ginger	350 lbs.	16
Glass—Window	5 pkgs.	5
Ware	29 „	110
Grain—Manufactured	30 cwt.	38
Maize	36 bushels	9
Oats	200 „	54
Rice	65 cwt.	64
Wheat	150 bushels	34
Hair	3 pkgs.	5
Hardware	154 „	1,305
Hay and Chaff	20 tons	115
Hats and Caps	7 pkgs.	27
Holloware	10 „	18
Hops	290 lbs.	25
Ink	6 pkgs.	11
Iron—Bar and Rod	3 tons	66
Galvanized	20 „	900
Galvanized Manufactures	2 „	120
Hoop	7 cwt.	10
Castings	25 pkgs.	516
Piping	3 „	6
Standards	130 „	275
Tanks	10 No.	40
Wire	110 tons	3,300
Jellies	54 lbs.	4
Leather	13 pkgs.	136
Boots and Shoes	45 „	714
Lime	75 bags	37
Limejuice	30 galls.	11
Live Stock—Horned Cattle	306 No.	1,728
Horses	53 „	660
Luggage and Personal Effects	51 pkgs.	210
Machinery—For Pumping	2 „	60
Sawing	4 „	80
Sewing	3 „	21
Sheep Supports	6 „	100
Wool Pressing	1 No.	85
For Weighing	1 „	9
Matting and Rugs	3 pkgs.	9
Matches and Vestas	38 „	185
Musical Instruments	2 „	49
Mustard	1,279 lbs.	96
Nails	3 tons	120
Oils—Castor	130 galls.	39
Kerosene	1,148 „	86
Linseed	523 „	95
Olive	89 „	26
Oilmen's Stores—Pickles	149 doz. pts.	74
Sauces	137 „ ½ „	82
Onions	3 tons	30
Paints	56 cwt.	168
Palliasses and Mattrasses	19 pkgs.	64
Paper—		
Brown and Wrapping	11 cwt.	18
Writing	526 lbs.	27
Pepper and Spices	819 „	40
Pipes—Tobacco	14 pkgs.	6
Pitch and Tar	17 „	16
Plants and Seeds	27 „	47
Potatoes	50 tons	339
Provisions—Bacon	230 lbs.	10
Hams	173 „	11
Preserved Meats	21 pkgs.	84
Saddlery and Harness	22 „	474
Sago	213 lbs.	6
Salt and Saltpetre	17 tons.	85
Salt	25 „	76
Sarsaparilla	23 galls.	13
Soda—Crystals	1 ton	16
Soap—Common	11 tons	218
Starch	722 lbs.	18
Stones—Grind	4 No.	3
Sharpening	5 pkgs.	23
Marble	2 „	11
Sundries	12 „	72
Spirits—Brandy	1,768 galls.	618
Geneva	151 „	38
Rum	238 „	65
Whiskey	513 „	170
Perfumed	5 „	5
All other	27 „	60
Sugar—Refined	56 cwt.	75
Unrefined	1,082 „	1,423
Tapioca	16 pkgs.	10
Tarpaulins and Tents	6 „	73
Tea	19,180 lbs.	1,438
Timber—Palings	250 No.	1
Shingles	600 „	1
Pine—Dressed	2,975 sup. feet	72
Undressed	6,353 „	141
Stringy-bark—Dressed	204 „	3
Undressed	2,000 „	12
Tinware	14 pkgs.	36
Tobacco—Manufactured	6,677 lbs.	521
Turpentine	35 galls.	10
Turnery and Woodware	28 pkgs.	67
Varnish	19 galls.	17
Vinegar	325 „	62
Whiting and Chalk	14 pkgs.	14
Wine—Sparkling	10 galls.	20
Still	486 „	364
Watches and Clocks	2 pkgs.	10
Woolpacks	7,740 No.	1,604
Total		29,117

BORDER CUSTOMS—*continued.*

EXPORTS *viâ* TOCUMWALL.

No. 93.—RETURN showing the Quantity and Value of ARTICLES Exported from the Colony to VICTORIA, overland, *viâ* TOCUMWALL, during the Year 1875.

Articles.	Quantity.	Value.	Articles—*continued.*	Quantity.	Value.
		£			£
Drapery	2 pkgs.	11	Live Stock—*contd.*—Sheep	700 No.	300
Furniture	2 „	2	Saddlery	1 pkg.	3
Flour	1 ton	11	Skins—Sheep	42,336 lbs.	1,058
Hardware	1 pkg.	7	Tallow	8 tons.	260
Hides	130 No.	262	Wool	2,473,938 lbs.	154,322
Leather—Boots and Shoes	1 pkg.	2			
Live Stock—Horned Cattle	2,500 No.	20,000	Total...	£	177,238
Horses ...	150 „	1,000			

IMPORTS *viâ* HOWLONG.

No. 94.—RETURN showing the Quantity and Value of ARTICLES Imported into the Colony from VICTORIA, overland, *viâ* HOWLONG, during the Year 1875.

Articles.	Quantity.	Value.	Articles—*continued.*	Quantity.	Value.
		£			£
Agricultural Implements...	28 pkgs.	195	Oil—Castor	107 galls.	23
Apparel and Slops ...	10 „	134	Salad	28 „	10
Apothecaries' Ware ...	7 „	8	Kerosene	520 „	84
Bags and Sacks	11 bales	100	All other	5 „	1
Bedding	4 „	6	Oilmen's Stores	32 pkgs.	55
Beer—In wood	1,472 galls.	240	Platedware	1 pkg.	40
Biscuits	252 lbs.	6	Pepper and Spices ...	1 „	1
Blankets and Counterpanes	2 bales	55	Pickles and Sauces ...	6 „	4
Butter and Cheese ...	1 cwt.	2	Pitch, Tar, and Resin ...	4 brls.	9
Brushware	3 pkgs.	18	Potatoes	46 tons	147
Candles	1,700 lbs.	64	Provisions—Preserved ...	1 pkg.	2
Casks	4 No.	20	Rice	65 cwt.	60
Carriage Materials ...	1 pkg.	3	Saddlery	20 pkgs.	82
Chocolate and Cocoa ...	1 „	9	Salt	9 tons	77
Coffee	437 lbs.	27	Soap—Common	65 cwt.	72
Confections and Preserves..	32 pkgs.	74	Fancy	6 „	15
Cordage and Rope ...	3 cwt.	4	Starch and Blue	5 cases	12
Earthenware and China ...	6 pkgs.	66	Spirits—Brandy	994 galls.	812
Fish—Salt and Dried ...	152 lbs.	6	Rum	204 „	131
Fruit—Dried	3,869 „	86	Geneva	198 „	91
Furniture	60 pkgs.	169	Whiskey ...	184 „	154
Glassware	1 pkg.	11	Liqueurs ...	4 „	5
Grain—Barley	20 bush.	5	Perfumed ...	2 „	3
Wheat	32 „	6	All other ...	1 „	3
Oats	1,116 „	295	Stationery...	1 pkg.	3
Hardware	80 pkgs.	303	Sugar	14 tons 14cwt. 0qrs. 24lbs.	486
Iron and Steel	5 tons	51	Sundries	35 pkgs.	117
Iron—Galvanized ...	1 ton	20	Tea...	5,290 lbs.	416
Jewellery	2 pkgs.	40	Tobacco—Manufactured...	1,797 „	280
Leather—Unmanufactured	7 „	73	Cigars	27 „	8
Boots and Shoes.	37 „	553	Turnery and Woodware...	12 pkgs.	17
Linen and Drapery ...	54 „	1,604	Vinegar	167 galls.	15
Machinery	1 „	10	Watches and Clocks ...	1 pkg.	3
Machines—Sewing ...	2 „	18	Wine	128 galls.	124
Matches	11 cases	43	Wire	40 bdls.	35
Nails	12 cwt.	10			
Oatmeal	6 „	7	Total	£	7,738

EXPORTS *viâ* HOWLONG.

No. 95.—RETURN showing the Quantity and Value of ARTICLES Exported from the Colony to VICTORIA, *viâ* HOWLONG, during the Year 1875.

Articles.	Quantity.	Value.	Articles—*continued.*	Quantity.	Value.
		£			£
Bran	13 bush.	1	Live Stock—*contd.*—Pigs	23 No.	20
Flour	2 tons	20	Sundries	3 pkgs.	1
Grain—Barley ...	392 bush.	96	Wool	10,075 lbs.	542
Live Stock—Cattle ...	919 No.	5,069			
Horses ...	37 „	370	Total	£	6,119

BORDER CUSTOMS—*continued.*

IMPORTS *viâ* MARYLAND.

No. 93.—RETURN showing the quantity and Value of ARTICLES Imported into the Colony from QUEENSLAND, overland, *viâ* MARYLAND, during the Year 1875.

Articles.	Quantity.	Value.	Articles—*continued.*	Quantity.	Value.
		£ s. d.			£ s. d.
Beer—In Bottle	874 galls.	205 0 0	Salt	81 cwt.	25 0 0
Wood	200 „	30 0 0	Sugar—Raw	40 „	60 0 0
Coffee	456 lbs.	25 0 0	Spirits—Brandy	811 galls.	811 0 0
Drapery	.....	100 0 0	Geneva	215 „	215 0 0
Fruits—Dried	3,725 lbs.	95 10 0	Rum	280 „	280 0 0
Forage	.....	300 0 0	Whiskey ...	12 „	12 0 0
Flour	20 tons	300 0 0	Tea	8,264 lbs.	826 8 0
Ironmongery	.....	250 0 0	Tobacco	1,659 „	415 0 0
Jams	1,236 lbs.	60 0 0	Wine—Sparkling... ...	2 galls.	3 2 0
Oilmen's Stores	.....	285 0 0			
Rice	8½ cwt.	16 0 0	Total ... ... £		4,314 0 0

EXPORTS *viâ* MARYLAND.

No. 97.—RETURN showing the Quantity and Value of ARTICLES Exported from the Colony to QUEENSLAND, Overland, *viâ* MARYLAND, during the Year 1875.

Articles.	Quantity.	Value.
		£
Hides	900 No.	900
Sheepskins	10,000 „	250
Tallow	300 cwt.	450
Tin Ore...	2,000 tons	85,000
Wool	150,000 lbs.	11,250
Total ... ... £		97,850

PART IV.

MILLS AND MANUFACTURES.

CONTENTS.

Number of Return.		Page.
98	Mills for Grinding and Dressing Grain, in each Police District	138
99	„ „ (Decennial Return)	139
100	Manufactories, Works, &c., &c., in each Police District	140
101	„ „ Abstract Return, distinguishing Manufactories from Works, Machines, &c.	144
102	„ „ (Decennial Return)	145
103	Woollens Manufactured during the Year	147
104	„ „ (Decennial Return)	147
105	Soap and Candles Manufactured during the Year	147
106	„ „ (Decennial Return)	148
107	Tobacco Manufactured during the Year	148
108	„ „ (Decennial Return)	148
109	Sugar Manufactories, and quantity produced from Cane grown in the Colony	148
110	„ „ „ „ „ „ from 1870 to 1875...	149
111	Refined Sugar Manufactured—(Decennial Return)	149
112	Live Stock slaughtered for Tallow and Lard, and quantity produced during the Year ...	149
113	„ „ (Decennial Return)	150
114	Colonial Distilled Spirits—(Decennial Return)	150

MILLS.

No. 98.—RETURN showing the Number of MILLS for Grinding and Dressing Grain in each Police District of the Colony, in the Year 1875.

Police Districts.	Steam.		Water.		Wind.		Horse.		Total.		No. of pairs of stones in operation.
	No.	Horse-power.	No.	Horse-power.	No.	Horse-power.	No.	Horse-power.	No.	Horse-power.	
Albury	6	120	...	.....	...	.....	...	.....	6	120	14
Armidale	7	127	2	8	...	.....	...	.....	9	135	22
Balranald	...	.....	...	.....	...	.....	...	.....	...	.....	.....
Bathurst	11	166	...	.....	...	.....	...	.....	11	166	24
Bega	2	20	...	.....	...	.....	...	.....	2	20	2
Berrima	2	12	...	.....	...	.....	...	.....	2	12	2
Bombala	1	12	1	8	...	.....	...	.....	2	20	2
Boorowa	2	100	...	.....	...	.....	...	.....	2	100	4
Bourke	...	.....	...	.....	...	.....	...	.....	...	.....	.....
Braidwood	3	16	...	.....	...	.....	...	.....	3	16	3
Brisbane Water	...	.....	...	.....	...	.....	...	.....	...	.....	.....
Broulee	1	10	...	.....	...	.....	...	.....	1	10	1
Camden, Narellan, and Picton	3	49	...	.....	...	.....	...	.....	3	49	5
Campbelltown	1	13	...	.....	*1	10	...	.....	2	23	2
Carcoar	3	28	...	.....	...	.....	...	.....	3	28	8
Cassilis	1	8	...	.....	...	.....	...	.....	1	8	1
Cooma	3	30	1	12	...	.....	...	.....	4	42	4
Coonamble	...	.....	...	.....	...	.....	...	.....	...	.....	.....
Cowra	1	8	...	.....	...	.....	...	.....	1	8	2
Deniliquin	...	.....	...	.....	...	.....	...	.....	...	.....	.....
Dowling	...	.....	...	.....	...	.....	...	.....	...	.....	.....
Dubbo	1	18	...	.....	...	.....	...	.....	1	18	2
Dungog	3	35	1	10	...	.....	...	.....	4	45	10
Eden	1	13	...	.....	...	.....	...	.....	1	13	3
Forbes	1	10	...	.....	...	.....	...	.....	1	10	1
Glen Innes	2	22	...	.....	...	.....	...	.....	2	22	4
Goulburn	6	79	...	.....	...	.....	...	.....	6	79	16
Grafton	...	.....	...	.....	...	.....	...	.....	...	.....	.....
Grenfell	...	.....	...	.....	...	.....	...	.....	...	.....	.....
Gundagai	3	52	1	10	...	.....	...	.....	4	62	11
Hartley	1	20	...	.....	...	.....	...	.....	1	20	2
Inverell	3	46	...	.....	...	.....	...	.....	3	46	6
Kiama	1	16	...	.....	...	.....	...	.....	1	16	1
Liverpool	...	.....	...	.....	...	.....	...	.....	...	.....	.....
Macleay River	...	.....	...	.....	...	.....	...	.....	...	.....	.....
Maitland	5	101	...	.....	...	.....	...	.....	5	101	14
Manning River	2	35	...	.....	...	.....	...	.....	2	35	2
Metropolitan	16	436	...	.....	1	10	...	.....	17	446	66
Mitchell	...	.....	...	.....	...	.....	...	.....	...	.....	.....
Moama	...	.....	...	.....	...	.....	...	.....	...	.....	.....
Molong	1	8	...	.....	...	.....	...	.....	1	8	1
Mudgee	6	25	...	.....	...	.....	...	.....	6	25	12
Murrurundi	2	20	...	.....	...	.....	...	.....	2	20	4
Muswellbrook and Merton	3	34	...	.....	...	.....	...	.....	3	34	6
Narrabri	...	.....	...	.....	...	.....	...	.....	...	.....	.....
Newcastle	1	15	...	.....	...	.....	...	.....	1	15	2
Orange	4	62	...	.....	...	.....	...	.....	4	62	9
Oxley	...	.....	...	.....	...	.....	...	.....	...	.....	.....
Parramatta	...	.....	...	.....	...	.....	*1	2	1	2	1
Paterson	2	40	...	.....	...	.....	...	.....	2	40	2
Patrick's Plains	4	47	...	.....	...	.....	...	.....	4	47	8
Penrith	1	30	...	.....	...	.....	...	.....	1	30	1
Port Macquarie	...	.....	...	.....	...	.....	...	.....	...	.....	.....
Port Stephens	1	18	...	.....	...	.....	...	.....	1	18	1
Queanbeyan	2	26	...	.....	...	.....	...	.....	2	26	4
Raymond Terrace	...	.....	...	.....	...	.....	...	.....	...	.....	.....
Richmond River	...	.....	...	.....	...	.....	...	.....	...	.....	.....
Rylstone	1	10	...	.....	...	.....	...	.....	1	10	1
Scone	2	24	...	.....	...	.....	...	.....	2	24	4
Shoalhaven	...	.....	...	.....	...	.....	...	.....	...	.....	.....
Tamworth	5	82	...	.....	...	.....	...	.....	5	82	13
Tenterfield	1	10	1	7	...	.....	...	.....	2	17	8
Tumut	1	13	2	20	...	.....	...	.....	3	33	6
Tweed River	...	.....	...	.....	...	.....	...	.....	...	.....	.....
Wagga Wagga	3	32	1	6	...	.....	...	.....	4	38	8
Walgett	...	.....	...	.....	...	.....	...	.....	...	.....	.....
Warialda	...	.....	...	.....	...	.....	...	.....	...	.....	.....
Wellington	1	8	...	.....	...	.....	...	.....	1	8	1
Wentworth	...	.....	...	.....	...	.....	...	.....	...	.....	.....
Windsor	3	30	1	14	...	.....	...	.....	4	44	8
Wollombi	2	24	...	.....	...	.....	...	.....	2	24	2
Wollongong	3	49	...	.....	...	.....	...	.....	3	49	6
Yass	3	36	...	.....	...	.....	...	.....	3	36	6
Young	3	44	...	.....	...	.....	...	.....	3	44	7
TOTAL	147	2,289	11	95	2	20	1	2	161	2,406	355

* Not working.

No. 99.—DECENNIAL RETURN of the Number of MILLS for Grinding and Dressing Grain.

Year.	Steam.		Water.		Wind.		Horse.		Total.		Number of pairs of Stones in operation.
	No.	Horse-power.	No.	Horse-power.	No.	Horse-power.	No.	Horse-power.	No.	Horse-power.	
1866	130	.....	13	.....	10	.....	6	.....	159	.....	.....
1867	155	.....	15	.....	10	.....	8	.....	188	.....	.....
1868	146	.....	15	.....	10	.....	10	.....	181	.....	.....
1869	151	.....	14	.....	10	.....	8	.....	183	.....	.....
1870	155	.....	16	.....	8	.....	8	.....	187	.....	.....
1871	160	.....	14	.....	7	.....	9	.....	190	.....	.....
1872	159	.....	13	.....	6	.....	10	.....	188	.....	.....
1873	154	.....	15	.....	6	.....	7	.....	182	.....	.....
1874	142	.....	12	.....	5	.....	13	.....	172	.....	.....
1875	147	2,289	11	95	2	20	1	2	161	2,406	355

MANUFACTORIES,

No. 100.—RETURN showing the number of MANUFACTORIES,

Manufactories, Works, &c.— Description.	Albury.	Armidale.	Bathurst.	Bega.	Berrima.	Bombala.	Boorowa.	Bourke.	Braidwood.	Brisbane Water.	Broulee.	Camden, Narellan, and Picton.	Campbelltown.	Carcoar.	Cassilis.	Cooma.	Coonamble.	Cowra.	Deniliquin.	Dowling.	Dubbo.	Dungog.	Eden.	Forbes.	Glen Innes.	Goulburn.	Grafton.	Grenfell.	Gundagai.
Connected with, or dependent upon, Agriculture, viz. :—																													
Agricultural Implement Manufactories	...	4	2	...	1	...	...	...	...	...	...	...	...	...	...	...	...	...	...	...	...	...	...	1	5	7	...	...
Tobacco Manufactories	...	...	...	...	...	...	...	...	...	...	...	...	...	...	...	...	...	...	...	...	2	...	...	...	...	4	...	...
Cigar Manufactories	...	...	...	...	...	...	...	...	...	...	...	...	...	...	...	...	...	...	...	...	...	...	...	...	1	...	...	...
Snuff	...	...	...	...	...	...	...	...	...	...	...	...	...	...	...	...	...	...	...	...	...	...	...	...	...	...	...	...
Bakeries (Steam)	...	...	...	...	...	...	...	...	...	...	...	...	...	...	...	...	...	...	...	...	...	...	...	...	...	...	...	...
Reaping Machines	...	46	5	28	2	2	4	2	...	4	...	1	5	...	10	...	4	...	6	7	1	5	...	...	1	1	3	...	...	9
Threshing Machines	...	41	14	14	4	3	6	7	...	4	...	...	24	3	12	4	4	...	9	8	1	6	...	...	...	1	28	1	...	10
Hay-cutting Machines (Steam)	...	1	...	...	...	...	...	...	...	...	...	...	...	...	...	...	...	...	...	...	...	1	...	...	...	...	...	...	...
Hay-pressing Machines	...	...	...	9	2	4	...	...	...	5	...	...	52	2	...	...	...	...	...	...	...	8	...	...	...	...	5	1	...	...
Horse-raking Machines	...	2	5	21	4	1	...	...	...	2	...	...	...	3	20	...	2	...	...	4	...	3	...	...	...	...	2	...	...	...
Chaff-cutters	...	89	44	41	9	34	4	13	...	15	...	2	104	49	30	2	3	...	4	31	...	24	...	4	5	9	12	20	...	17
Bone Manure Manufactories	...	...	...	...	...	...	...	...	...	...	...	...	1	...	...	...	...	...	...	...	...	...	...	...	...	...	...	...	...	...
Wine-presses	...	104	1	4	...	3	...	3	...	3	...	...	8	1	...	...	...	...	...	...	...	10	...	...	...	...	...	7	...	7
Sugar Manufactories	...	...	...	...	...	...	...	...	...	...	...	...	...	...	...	...	...	...	...	...	...	...	...	...	...	...	16	...	...	...
Mowing-Machines	...	57	2	21	2	1	1	...	...	1	...	...	8	1	20	1	2	...	2	3	...	5	...	...	...	2	3	...	...	1
Corn-crushers	...	3	6	4	6	16	...	6	...	6	6	...	12	5	4	1	...	...	...	1	1	3	...	2	1	3	1	40	...	1
Corn-shellers	...	1	61	78	9	8	...	...	...	3	9	...	71	11	50	10	...	...	...	...	6	16	...	34	...	1	7	500	...	12
Maizena and Starch Manufactories	...	...	...	...	...	...	...	...	...	...	...	...	...	...	...	...	...	...	...	...	...	...	...	1	...	...	...	...	...	...
Winnowing Machines	...	101	9	26	6	11	...	9	...	16	...	...	19	3	30	4	5	...	4	...	6	...	2	...	5	31	3	...	16
Working on Raw Materials, the Production of the Pastoral Interest, viz. :—																													
Soap and Candle Manufactories	...	1	...	2	...	...	...	...	1	...	...	...	...	...	...	...	...	...	...	...	1	...	...	1	...	1	1	...	...
Woollen Cloth Manufactories	...	...	...	...	...	...	...	...	...	...	...	...	...	...	...	...	...	...	...	...	...	...	...	...	...	...	...	...	...
Tanneries, &c.	...	2	1	6	2	3	2	...	4	...	1	2	2	...	...	...	...	...	1	2	4	2	...	1	7	3	...	1
Fellmongers, &c.	...	4	3	2	...	2	...	...	2	...	...	...	...	...	...	...	...	...	1	...	1	...	...	2	1	1	1	...	...
Salting and Meat-preserving Establishments	...	...	...	...	...	...	...	...	...	...	...	...	...	...	...	...	...	...	...	...	...	...	...	...	...	1	...	...
Boiling-down Establishments	...	...	...	1	...	...	...	1	...	...	...	...	...	...	...	...	...	...	...	...	...	...	...	...	...	1	...	...
Wool-washing Establishments	...	7	12	2	...	...	...	3	...	...	...	...	...	...	...	...	...	...	3	...	3	...	...	...	1	1	...	...	...
Wool-washing Machines (Steam)	...	1	1	...	...	...	...	1	...	...	...	...	...	...	...	...	1	...	...	...	2	...	...	...	...	...	...	...	...
Wool-pressing Machines (Steam)	...	...	...	...	...	...	...	...	...	...	...	...	...	...	...	...	...	...	1	...	3	...	...	1	...	...	...	...	...
Glue Manufactories	...	...	...	...	...	...	...	...	...	...	...	...	...	...	...	...	...	...	...	...	...	...	...	...	...	...	...	...	...
Sheep-washing Machines	...	...	10	...	...	...	...	4	11	...	...	...	...	...	...	4	...	4	...	2	...	4	...	...	2	2	...	...	...
Manufacture of Food of which the Raw Material is not the produce of Agriculture, and of Articles of Drink, viz. :—																													
Distilleries	...	6	...	...	...	...	...	...	...	2	...	...	8	...	...	...	...	...	...	...	...	...	...	...	...	...	1	...	2
Sugar Refineries	...	...	...	...	...	...	...	...	...	...	...	...	...	...	...	...	...	...	...	...	...	...	...	...	...	...	...	...	...
Breweries	...	4	...	2	...	...	...	...	...	...	...	...	...	...	...	...	...	...	1	...	...	...	...	1	...	2	...	...	1
Confectionery Manufactories	...	...	1	3	...	...	...	...	...	2	...	...	...	...	...	...	1	...	...	...	...	...	...	4	...	2	...	...	...
Coffee, Chocolate, and Spice Works	...	...	...	...	...	...	...	...	...	...	...	...	...	...	...	...	...	...	...	...	...	...	...	...	...	...	...	...	...
Ginger-beer, Aerated Waters, Liqueurs, Cordial, Vinegar, Ink, and Blacking Manufactories	...	2	5	5	...	1	1	...	2	2	...	...	...	...	3	...	1	...	...	1	...	2	...	...	4	2	2	3	1	2
Jam Manufactories	...	...	...	...	...	...	...	...	...	...	...	...	...	...	...	...	...	...	...	...	...	...	...	...	...	1	...	...	...
Building Materials and Plastic Manufactures, viz. :—																													
Brick-yards	...	14	7	18	3	4	4	7	4	2	...	...	1	3	6	...	5	1	2	3	2	7	...	...	4	2	4	10	1	5
Drain-pipe Manufactories	...	...	...	...	...	...	...	...	...	...	...	...	...	...	...	...	...	...	...	...	...	...	...	...	...	...	...	...	...	...
Limekilns	...	...	...	6	...	1	1	4	1	2	...	...	...	...	3	...	1	...	1	...	1	2	...	1	2	...	6	1	...	8
Potteries, &c.	...	1	...	...	...	...	...	...	...	...	...	...	...	...	...	...	...	...	...	...	...	...	...	...	...	...	...	...	...	...
Tile Works	...	1	...	...	...	...	...	...	...	...	...	...	...	...	...	...	...	...	...	...	...	...	...	...	...	...	...	...	...	...
Saw Mills, &c. (Steam)	...	8	5	4	2	1	...	1	...	1	3	6	2	...	3	4	...	1	...	6	1	9	...	...	3	2	...	4	3	1
„ (Water)	...	...	...	...	...	...	...	...	...	5	...	...	...	...	...	...	2	...	...	...	...	...	...	...	...	1	...	...	...	1
Machine Manufactories, Brass, Lead, and Iron Works, viz. :—																													
Iron and Tin Works	...	...	1	...	...	1	...	...	...	...	...	...	...	...	...	...	...	...	...	...	...	...	...	...	...	...	3	...	...	...
Iron, Brass, and Copper Foundries	...	...	1	2	...	1	...	...	...	...	...	...	...	...	...	...	...	...	...	...	...	...	...	...	...	...	2	...	...	...
Machinists, Engineers, &c.	...	...	2	1	...	...	...	...	...	...	...	...	1	...	...	...	...	...	...	...	...	...	...	...	...	1	2	...	...	...
Type Foundries	...	...	...	...	...	...	...	...	...	...	...	...	...	...	...	...	...	...	...	...	...	...	...	...	...	...	...	...	...	...

WORKS, &c., &c.

WORKS, &c., &c., in each POLICE DISTRICT of the Colony in the Year 1875.

Hartley.	Inverell.	Kiama.	Liverpool.	Macleay River.	Maitland.	Manning River.	Metropolitan.	Mitchell.	Moama.	Molong.	Mudgee.	Murrurundi.	Muswellbrook and Merton.	Narrabri.	Newcastle.	Orange.	Oxley.	Parramatta.	Paterson.	Patrick's Plains.	Penrith.	Port Macquarie.	Port Stephens.	Queanbeyan.	Raymond Terrace.	Richmond River.	Rylstone.	Scone.	Shoalhaven.	Tamworth.	Tenterfield.	Tumut.	Tweed River.	Wagga Wagga.	Walgett.	Wellington.	Wentworth.	Windsor.	Wollombi.	Wollongong.	Yass.	Young.	Total.
...	...	...	...	...	7	7	2	...	...	...	...	1	...	...	...	6	...	4	...	2	...	...	2	...	...	6	...	...	...	1	...	...	...	...	...	...	...	...	3	...	...	...	61
...	...	...	...	...	4	2	5	...	...	...	...	...	...	...	...	...	...	...	7	1	...	...	1	...	...	...	...	...	...	...	...	...	...	...	...	...	...	...	...	...	...	26
...	...	...	...	...	...	...	1	...	...	...	...	...	...	...	...	...	...	...	...	...	...	...	...	...	...	...	...	...	...	...	...	...	...	...	...	...	...	...	...	...	...	2
...	...	...	...	...	...	...	1	...	...	...	...	...	...	...	...	...	...	...	...	...	...	...	...	...	...	...	...	...	...	...	...	...	...	...	...	...	...	...	...	...	...	1
...	...	...	...	...	...	...	4	...	...	...	...	...	...	...	...	...	...	...	...	...	...	...	...	...	...	...	...	...	...	...	...	...	...	...	...	...	...	...	...	...	...	4
...	4	...	...	...	1	...	...	...	13	2	...	...	4	...	...	235	2	...	3	...	1	...	...	4	24	...	...	3	...	...	3	3	...	5	...	4	...	20	...	1	1	11	490
...	3	6	2	...	17	...	...	...	4	2	6	...	4	...	...	26	1	3	5	...	5	2	6	19	2	...	2	9	...	...	4	5	...	5	...	6	...	24	6	8	18	6	410
...	...	...	...	...	...	...	...	...	...	...	...	...	...	...	...	4	...	...	...	...	...	...	...	...	...	...	...	...	...	...	...	...	...	...	...	...	...	...	...	...	...	6
...	1	...	...	...	100	...	1	...	...	...	8	...	4	...	4	3	...	...	2	...	2	...	...	...	39	...	1	3	...	...	...	...	...	...	12	...	19	...	5	1	...	293
...	2	...	...	...	22	...	...	...	...	2	1	...	...	...	...	50	2	1	2	...	2	...	...	1	35	...	2	9	...	...	2	...	...	7	...	1	...	4	2	...	1	4	221
...	1	14	40	...	18	...	55	...	24	6	11	...	3	...	3	350	4	38	8	...	59	...	...	13	4	4	13	12	1	...	6	7	...	3	...	19	4	102	5	20	16	16	1,447
...	...	...	...	...	1	...	4	...	...	...	...	...	...	...	...	...	...	2	...	...	...	...	...	...	...	...	...	...	...	...	...	...	...	...	...	...	...	...	...	1	...	...	9
...	5	...	3	...	43	5	...	...	...	...	2	...	4	...	6	...	...	12	12	...	19	24	1	...	5	...	...	4	...	...	3	8	...	9	...	4	...	8	1	1	1	1	332
...	...	...	...	17	...	18	...	...	...	...	...	...	...	...	...	...	...	...	...	...	...	6	...	...	1	21	...	...	...	...	...	...	2	1	...	...	...	...	...	...	...	...	82
...	2	...	...	...	96	...	...	...	1	3	4	...	3	...	...	220	...	2	2	...	2	1	...	1	...	...	2	1	...	...	3	2	...	6	...	2	...	34	...	1	...	2	523
...	...	16	10	...	13	...	13	...	...	...	...	...	4	...	...	4	...	13	3	...	9	1	8	2	3	...	1	3	1	...	2	3	...	...	...	2	...	65	...	4	5	10	323
...	24	35	...	...	128	...	...	...	...	5	60	...	4	...	...	300	...	1	30	...	110	91	90	13	45	6	11	8	6	...	24	14	20	1	...	19	...	435	34	...	14	22	2,437
...	...	...	...	...	...	...	...	...	...	...	...	...	...	...	...	...	...	...	...	...	...	...	...	...	...	...	...	...	...	...	...	...	...	...	...	...	...	...	...	...	...	1
...	4	5	...	...	76	...	1	...	5	2	6	...	...	...	...	25	...	1	8	...	16	...	12	21	4	...	2	8	...	...	6	7	...	8	...	9	...	47	6	4	22	24	635
...	1	...	...	...	1	...	10	...	...	...	2	...	...	...	1	2	...	2	...	...	...	...	...	...	...	...	...	1	2	...	...	...	...	1	...	1	...	...	...	...	...	...	32
1	...	...	...	...	...	...	1	...	...	...	...	...	...	...	...	...	...	4	...	...	2	...	...	...	...	...	...	...	...	...	...	...	...	...	...	...	...	...	...	...	...	8
...	1	3	4	...	2	...	20	...	...	...	4	...	...	...	1	2	...	5	...	1	7	2	1	2	...	...	1	...	3	1	2	...	...	1	...	...	...	8	...	2	2	...	121
...	1	...	1	...	2	...	6	...	...	...	...	...	...	...	1	...	...	1	...	...	2	...	...	...	...	...	...	...	...	...	...	...	...	1	...	...	...	...	...	...	...	...	35
...	...	...	...	...	...	...	17	...	...	...	...	...	...	...	1	...	...	1	...	...	...	...	...	...	...	...	...	...	...	...	...	...	...	...	...	...	...	...	...	...	...	...	20
...	...	...	...	...	1	...	26	...	1	...	...	...	...	...	...	...	...	1	...	...	...	...	...	...	...	...	...	...	...	...	...	...	...	...	1	...	2	...	...	...	...	35
...	...	...	1	...	2	...	9	...	...	...	1	...	...	...	1	...	3	1	...	...	...	...	...	...	...	...	...	...	...	3	...	...	...	...	...	...	...	...	...	...	...	2	55
...	...	...	1	...	...	...	2	...	...	...	...	...	1	...	...	...	...	1	...	...	...	...	...	...	...	...	...	...	...	2	...	...	...	...	...	...	...	...	...	...	...	1	14
...	...	...	...	...	...	...	17	...	...	...	...	...	1	...	...	...	...	...	...	...	...	...	...	...	...	...	...	...	...	4	...	...	...	...	...	...	...	...	...	...	...	...	27
...	...	...	...	...	...	...	1	...	...	...	...	...	...	...	...	...	...	...	...	...	...	...	...	...	...	...	...	...	...	...	...	...	...	...	...	...	...	...	...	...	...	1
...	2	...	...	...	...	...	...	...	...	...	5	2	...	...	...	...	...	...	...	...	...	...	...	...	...	...	3	...	...	4	...	...	...	7	...	...	...	...	...	...	...	2	58
...	...	...	1	...	...	1	2	...	...	...	...	...	2	...	...	...	...	6	1	2	8	...	1	...	...	...	...	...	...	...	1	...	...	...	1	...	2	...	...	...	...	...	47
...	...	...	...	...	...	...	2	...	...	...	...	...	...	...	...	...	...	...	...	...	...	...	...	...	...	...	...	...	...	...	...	...	...	...	...	...	...	...	...	...	...	2
...	...	1	...	...	1	...	7	...	...	...	1	...	...	...	1	2	1	1	...	...	...	...	...	...	...	...	...	...	...	...	1	...	2	...	1	...	1	...	...	...	1	32
...	...	...	...	...	4	...	21	...	...	...	...	...	...	...	...	...	...	...	1	...	...	...	...	...	...	...	1	...	...	1	...	...	1	...	...	...	...	1	...	...	...	2	2	47
...	...	...	...	...	...	...	6	...	...	...	...	...	...	...	...	...	...	...	...	...	...	...	...	...	...	...	...	...	...	...	...	...	...	...	...	...	...	...	...	...	...	6
1	1	1	1	2	2	1	25	1	...	1	4	...	1	1	2	2	2	2	...	1	...	...	...	2	...	...	...	...	5	2	2	...	2	...	3	...	1	...	2	2	2	113
...	...	...	...	...	...	...	4	...	...	...	...	2	...	...	...	...	...	1	...	2	...	...	...	...	...	...	...	...	...	...	...	...	...	...	...	...	...	...	...	...	...	...	10
2	1	...	1	1	6	1	72	3	3	1	6	3	2	1	13	10	4	7	...	9	1	...	...	2	...	...	1	1	3	8	6	3	...	9	...	2	...	14	...	2	...	6	323
...	...	...	...	...	1	...	4	...	...	...	...	...	...	...	2	...	...	1	...	...	...	...	...	...	...	...	...	...	...	...	...	...	...	...	...	...	...	...	...	...	...	...	8
1	...	...	...	...	...	2	16	...	...	1	4	...	2	1	8	4	...	3	...	...	...	...	...	1	...	...	2	1	...	6	4	2	...	...	...	1	...	...	...	3	...	3	106
...	...	...	...	...	1	...	8	...	...	...	...	...	...	...	2	...	...	1	...	...	...	...	...	...	...	...	...	...	...	...	...	...	...	...	...	...	...	...	...	...	...	...	13
...	...	...	...	...	...	...	4	...	...	...	...	...	...	...	1	1	...	1	...	...	...	...	...	...	...	...	...	...	...	...	...	...	...	...	...	...	...	...	...	...	...	...	8
2	2	...	1	2	6	5	32	...	1	1	1	1	1	...	9	2	3	...	1	1	1	...	7	1	1	4	2	...	5	3	...	...	...	8	1	...	...	1	...	1	1	1	178
...	...	...	...	...	...	...	...	...	...	...	...	...	...	...	...	2	...	...	...	...	...	...	...	2	...	...	...	...	...	2	3	...	...	...	...	...	...	...	...	...	...	...	18
...	...	...	...	...	5	...	31	...	...	...	...	...	...	...	...	2	...	...	...	1	1	...	...	1	...	...	...	...	...	...	...	...	...	2	...	...	...	...	...	1	...	...	49
...	...	...	...	...	2	...	30	...	...	...	1	...	...	...	5	1	...	...	...	...	...	...	...	...	...	...	...	...	...	...	...	...	...	...	...	...	...	...	...	...	...	...	45
...	...	...	...	...	2	7	33	...	...	...	2	...	...	...	4	2	...	...	...	1	1	...	...	...	...	...	...	...	...	...	...	...	...	...	...	...	...	...	...	...	...	...	62
...	...	...	...	...	...	...	2	...	...	...	...	...	...	...	...	...	...	...	...	...	...	...	...	...	...	...	...	...	...	...	...	...	...	...	...	...	...	...	...	...	...	2

MANUFACTORIES,

No. 100 (*continued*)—RETURN of MANUFACTORIES,

Manufactories, Works, &c.—Description.	Albury.	Armidale.	Bathurst.	Bega.	Berrima.	Bombala.	Boorowa.	Bourke.	Braidwood.	Brisbane Water.	Broulee.	Camden, Narellan, and Picton.	Campbelltown.	Carcoar.	Cassilis.	Cooma.	Coonamble.	Cowra.	Deniliquin.	Dowling.	Dubbo.	Dungog.	Eden.	Forbes.	Glen Innes.	Goulburn.	Grafton.	Grenfell.	Gundagai.	Hartley.
Miscellaneous Works and Manufactories, viz.:—																														
Account-book, &c., Manufactories	...	...	...	...	...	...	...	...	...	...	...	...	...	...	...	...	...	...	...	...	...	...	...	...	...	...	...	...	...	...
Bark-cutting Machines	...	1	4	3	4	...	...	...	2	...	...	2	...	...	...	...	...	...	...	1	1	...	4	...	...	...	...	...	...	...
Bark-pressing Machines	...	...	1	...	...	...	...	...	2	...	...	...	...	...	...	...	...	...	...	...	...	...	...	...	3	...	...	...	...
Basket Manufactories	...	...	...	...	...	...	...	...	...	...	...	...	...	...	...	...	...	...	...	...	...	...	...	...	...	...	...	...	...	...
Bedding Manufactories	...	...	...	...	...	...	...	...	...	...	...	...	...	...	...	...	...	...	...	...	...	...	...	...	2	...	...	...	...	...
Bone Charcoal Manufactories	...	...	...	...	...	...	...	...	...	...	...	...	...	...	...	...	...	...	...	...	...	...	...	...	...	...	...	...	...	...
Boot Manufactories	...	3	3	3	...	...	...	...	8	...	...	...	...	...	...	...	...	...	...	...	...	...	...	...	2	...	...	2	...	...
Brush Manufactories	...	...	...	...	...	...	...	...	...	...	...	...	...	...	...	...	...	...	...	...	...	...	...	...	...	...	...	...	...	...
Cabinet Work (Steam)	...	...	...	...	...	...	...	...	...	...	...	...	...	...	...	...	...	...	...	...	...	...	...	...	...	...	...	...	...	...
Chemical Works	...	...	...	...	...	...	...	...	...	...	...	...	...	...	...	...	...	...	...	...	...	...	...	...	...	...	...	...	...	...
Clothing Manufactories	...	...	3	...	...	...	...	...	...	...	...	...	...	1	...	...	...	...	...	...	...	...	...	...	4	...	...	...	...	...
Coach and Wagon Manufactories	...	9	2	2	...	...	...	1	2	...	...	...	...	1	...	2	...	...	...	...	...	1	...	2	5	2	...	...	...	...
Comb Manufactories	...	...	...	...	...	...	...	...	...	...	...	...	...	...	...	...	...	...	...	...	...	...	...	...	...	...	...	...	...	...
Crinoline Manufactories	...	...	...	...	...	...	...	...	...	...	...	...	...	...	...	...	...	...	...	...	...	...	...	...	...	...	...	...	...	...
Dairy Implement Manufactories	...	...	...	...	...	...	...	...	...	...	...	...	...	...	...	...	...	...	...	...	...	...	...	...	...	...	...	...	...	...
Dry Docks and Floating Docks	...	...	...	...	...	...	...	...	...	...	...	...	...	...	...	...	...	...	...	...	...	...	...	...	...	...	...	...	...	...
Dye Establishments	...	...	...	...	...	...	...	...	...	...	...	...	...	...	...	...	...	...	...	...	...	...	...	...	...	...	...	...	...	...
Fire-engines	...	1	...	...	...	...	...	...	...	...	...	...	...	...	...	...	...	...	...	...	...	...	...	...	2	...	...	...	...	...
Firework Manufactory	...	...	...	...	...	...	...	...	...	...	...	...	...	...	...	...	...	...	...	...	...	...	...	...	...	...	...	...	...	...
Gas Works	...	...	...	1	...	...	...	...	...	...	...	...	...	...	...	...	...	...	...	...	...	...	...	...	3	...	...	...	...	...
Glass Silvering	...	...	...	...	...	...	...	...	...	...	...	...	...	...	...	...	...	...	...	...	...	...	...	...	...	...	...	...	...	...
Glass Manufactories	...	...	...	...	...	...	...	...	...	...	...	...	...	...	...	...	...	...	...	...	...	...	...	...	...	...	...	...	...	...
Glass Stainers	...	...	...	...	...	...	...	...	...	...	...	...	...	...	...	...	...	...	...	...	...	...	...	...	...	...	...	...	...	...
Hat Manufactories	...	...	...	...	...	...	...	...	...	...	...	...	...	...	...	...	...	...	...	...	...	...	...	...	...	...	...	...	...	...
Ice Manufactories	...	...	...	1	...	...	...	1	...	...	...	...	...	...	...	...	...	...	...	...	...	...	...	...	...	2	...	...	...	...
Indian Condiment	...	...	...	...	...	...	...	...	...	...	...	...	...	...	...	...	...	...	...	...	...	...	...	...	...	...	...	...	...	...
Kerosene Oil Manufactories	...	...	...	...	...	...	...	...	...	...	...	...	...	...	...	...	...	...	...	...	...	...	...	...	...	...	...	...	...	...
Ladder and Barrow Makers	...	...	...	...	...	...	...	...	...	...	...	...	...	...	...	...	...	...	...	...	...	...	...	...	...	...	...	...	...	...
Mast and Block Manufactories	...	...	...	...	...	...	...	...	...	...	...	...	...	...	...	...	...	...	...	...	...	...	...	...	...	...	...	...	...	...
Metallic Paint Manufactory	...	...	...	...	...	...	...	...	...	...	...	...	...	...	...	...	...	...	...	...	...	...	...	...	...	...	...	...	...	...
Marble Works	...	...	...	...	...	...	...	...	...	...	...	...	...	...	...	...	...	...	...	...	...	...	...	...	...	...	...	...	...	...
Mill-belt Manufactories	...	...	...	...	...	...	...	...	...	...	...	...	...	...	...	...	...	...	...	...	...	...	...	...	...	...	...	...	...	...
Organ-builders	...	...	...	...	...	...	...	...	...	...	...	...	...	...	...	...	...	...	...	...	...	...	...	...	...	...	...	...	...	...
Ornamental Plaster	...	...	...	...	...	...	...	...	...	...	...	...	...	...	...	...	...	...	...	...	...	...	...	...	...	...	...	...	...	...
Packing-case Manufactories	...	...	...	...	...	...	...	...	...	...	...	...	...	...	...	...	...	...	...	...	...	...	...	...	...	...	...	...	...	...
Paper-box Manufactories	...	...	...	...	...	...	...	...	...	...	...	...	...	...	...	...	...	...	...	...	...	...	...	...	...	...	...	...	...	...
Paper Mills	...	...	...	...	...	...	...	...	...	...	...	...	...	...	...	...	...	...	...	...	...	...	...	...	...	...	...	...	...	...
Perambulator	...	...	...	...	...	...	...	...	...	...	...	...	...	...	...	...	...	...	...	...	...	...	...	...	...	...	...	...	...	...
Patent Slips	...	...	...	...	...	...	...	...	...	...	...	...	...	...	...	...	...	...	...	...	...	...	...	...	...	1	...	...	...	...
Picture-frame Makers	...	...	...	...	...	...	...	...	...	...	...	...	...	...	...	...	...	...	...	...	...	...	...	...	...	...	...	...	...	...
Portmanteau Makers	...	...	...	...	...	...	...	...	...	...	...	...	...	...	...	...	...	...	...	...	...	...	...	...	...	...	...	...	...	...
Printing Establishments (Steam)	...	1	...	...	...	...	...	...	...	...	...	...	...	...	...	...	...	...	...	...	...	...	...	...	1	...	...	...	...	...
Ditto (Gas)	...	...	...	...	...	...	...	...	...	...	...	...	...	...	...	...	...	...	...	...	...	...	...	...	...	...	...	...	...	...
Railway Carriage Works	...	...	...	...	...	...	...	...	...	...	...	...	...	...	...	...	...	...	...	...	...	...	...	...	...	...	...	...	...	...
Rice Mill	...	...	...	...	...	...	...	...	...	...	...	...	...	...	...	...	...	...	...	...	...	...	...	...	...	...	...	...	...	...
Rope Manufactories	...	...	...	...	...	...	...	...	...	...	...	...	...	...	...	...	...	...	...	...	...	...	...	...	...	...	...	...	...	...
Saddle and Harness Manufactories	...	7	5	4	2	...	...	3	7	...	...	1	...	4	...	3	...	...	...	...	...	1	...	...	7	3	...	1	3	...
Sail Makers	...	...	...	...	...	...	...	...	...	...	...	...	...	...	...	...	...	...	...	...	...	...	...	...	...	...	...	...	...	...
Salt Works	...	...	...	...	...	...	...	...	...	...	...	...	...	...	...	...	...	...	...	...	...	...	...	...	...	...	...	...	...	...
Scale Makers	...	...	...	...	...	...	...	...	...	...	...	...	...	...	...	...	...	...	...	...	...	...	...	...	...	...	...	...	...	...
Ship and Boat Builders	...	...	...	...	...	...	...	...	...	...	4	...	...	...	...	...	...	...	...	...	...	1	...	...	...	2	...	...	...	...
Shirt Manufactories	...	...	...	...	...	...	...	...	...	...	...	...	...	1	...	...	...	...	...	...	...	...	...	...	...	...	...	...	...	...
Smelting Works, Iron	...	...	...	...	1	...	...	...	...	...	...	...	...	...	...	...	...	...	...	...	...	...	...	...	...	...	...	...	1	...
Smelting Works, Copper	...	...	...	2	...	...	1	1	...	...	...	...	...	2	...	...	...	...	...	...	...	...	...	...	...	...	...	...	1	...
Smelting Works, Tin	...	...	...	...	...	...	...	...	...	...	...	...	...	...	...	...	...	...	...	...	...	...	...	1	...	...	...	...	...	...
Soap-powder Manufactories	...	...	...	...	...	...	...	...	...	...	...	...	...	...	...	...	...	...	...	...	...	...	...	...	...	...	...	...	...	...
Steam Joinery	...	...	...	...	...	...	...	...	...	...	...	...	...	...	...	...	...	...	...	...	...	...	...	...	...	...	...	...	...	...
Steam-vessels	...	...	...	...	...	...	...	...	...	...	...	...	...	...	...	...	...	...	...	...	...	...	...	...	...	...	...	...	...	...
Steam-washing Machines	...	1	...	...	...	...	...	...	...	...	...	...	...	...	...	...	1	...	...	...	1	...	...	...	...	...	...	...	...	...
Stone-crushing Machines	...	...	...	...	...	...	1	...	...	...	...	...	...	...	...	...	...	...	...	...	...	...	...	...	...	...	...	...	...	...
Stone-dressing Machines (Steam)	...	...	...	...	...	...	...	...	...	...	...	...	...	...	...	...	...	...	...	...	...	...	...	...	...	...	...	...	...	...
Surgical Instrument Manufactory	...	...	...	...	...	...	...	...	...	...	...	...	...	...	...	...	...	...	...	...	...	...	...	...	...	...	...	...	...	...
Turners in Wood and Ivory	...	...	...	...	...	...	...	...	...	...	...	...	...	...	...	...	...	...	...	...	...	...	...	...	...	...	...	...	...	...
Water-works	...	...	...	...	...	...	...	...	...	...	...	...	...	...	...	...	...	...	...	...	...	...	...	...	...	...	...	...	...	...
Window Blind Manufactory	...	...	...	...	...	...	...	...	...	...	...	...	...	...	...	...	...	...	...	...	...	...	...	...	...	...	...	...	...	...
Wire-works	...	...	...	...	...	...	...	...	...	...	...	...	...	...	...	...	...	...	...	...	...	...	...	...	...	...	...	...	...	...
Workers in Hair Jewellery	...	...	...	...	...	...	...	...	...	...	...	...	...	...	...	...	...	...	...	...	...	...	...	...	...	...	...	...	...	...
GENERAL TOTAL	...	518	211	326	56	103	23	58	20	102	18	14	321	83	200	30	35	8	24	76	15	128	9	50	33	37	161	635	5	97	12

WORKS, &c., &c.—*continued.*

WORKS, &c., in each Police District of the Colony, in the Year 1875—*continued.*

Inverell.	Kiama.	Liverpool.	Macleay River.	Maitland.	Manning River.	Metropolitan.	Mitchell.	Mooma.	Molong.	Mudgee.	Murrurundi.	Muswellbrook and Merton.	Narrabri.	Newcastle.	Orange.	Oxley.	Parramatta.	Paterson.	Patrick's Plains.	Penrith.	Port Macquarie.	Port Stephens.	Queanbeyan.	Raymond Terrace.	Richmond River.	Rylstone.	Scone.	Shoalhaven.	Tamworth.	Tenterfield.	Tumut.	Tweed River.	Wagga Wagga.	Walgett.	Wellington.	Wentworth.	Windsor.	Wollombi.	Wollongong.	Yass.	Young.	Total.
						9																																			9
	1	3		2		6				2					1		2			6			1			1		2								5		2	1		57
	1														1		1																								9
						5														1																					6
						5				1			1		3														1				1								14
						1																																			1
				3		36													1	1			1		4									4		4		4	2		81
					1	2										1																									2
						1																																			2
						19									2					3																					1
	2	1		6	3	38				3	5	1	2	2	2	1	4		3	2		2	1				2	2	2			3				2	1		3	32
						1																																			123
						2																																			1
						1																																			2
						3																																			1
				1		5											1																								3
				2		18				2					5		2																				1				7
						1																																			33
				1		2				2				1			1																								1
						1																																			11
						4																																			1
						2																																			4
						13																																			2
						2				1																															13
						2																																			7
						1																																			2
						1																																			2
						2																																			1
						1																																			2
						3																																			1
						2																																			3
						2																																			2
						1																																			2
						2																																			1
						1																																			2
		2																																							1
						1																																			2
						1																																			1
						3								1																												5
						5																																			5
						1																																			1
				1		14				1																																18
						2																																				2
						2								1																												3
						1																																				1
						6																																				6
2		1		5	3	7				8			2		3					2		1	7	1	4	3		5	2		3		4		3	2	3	3		125
						3																																				3
																	1																									2
						2																																				2
			12	1	10	37		1						9							1	12		2	3		5								4					104
						9									1																										11
						2																																				4
						1			2					5	2																											17
						6								2																												9
						2																																				2
				1		8																																				9
						162																																				162
																	1																									4
1						1																				1			1													5
						2																																				2
						1																																				1
						5																																				5
				2		1				1							2									1								1								8
						2																																				2
						2																																				2
						1																																				1
58	85	73	34	590	65	979	4	53	28	150	14	39	10	86	1276	23	131	84	26	263	128	144	95	166	52	50	62	29	49	73	61	22	86	1	197	4	806	59	69	93	119	9,744

MANUFACTORIES, WORKS, &c., &c.—*continued.*

No. 101.—RETURN ABSTRACT distinguishing Manufactories from Works, Machines, &c., in each Police District, in the Year 1875.

Police Districts.	Connected with or dependent upon Agriculture.			Working on raw materials, the production of the Pastoral Interest.			Manufacture of Food, of which the raw material is not the produce of Agriculture, and of Articles of Drink.			Building Materials and Plastic Manufactures.			Machine Manufactories, Brass Lead, and Iron Works.			Miscellaneous Works and Manufactories.			General Total.
	Manufactories.	Works, Machines, &c.	Total.	Manufactories.	Works, Machines, &c.	Total.	Manufactories.	Works, Machines, &c.	Total.	Manufactories.	Works, Machines, &c.	Total.	Manufactories.	Works, Machines, &c.	Total.	Manufactories.	Works, Machines, &c.	Total.	
Albury	...	445	445	1	14	15	2	10	12	1	23	24	...	...	...	19	3	22	518
Armidale	4	147	151	...	27	27	6	...	6	...	12	12	2	2	4	10	1	11	211
Balranald	...	...	...	...	...	...	...	...	...	...	...	...	...	...	...	...	...	...	...
Bathurst	2	249	251	2	11	13	8	2	10	...	28	28	1	2	3	13	8	21	326
Bega	...	44	44	...	2	2	...	...	...	...	5	5	...	...	...	2	3	5	56
Berrima	1	83	84	...	5	5	1	...	1	...	6	6	...	2	2	...	5	5	103
Bombala	...	15	15	...	2	2	1	...	1	...	5	5	...	...	...	...	...	...	23
Boorowa	...	40	40	...	4	4	...	...	...	...	12	12	...	...	...	...	2	2	58
Bourke	...	...	...	1	6	7	2	...	2	...	5	5	...	...	...	5	1	6	20
Braidwood	...	59	59	...	6	6	4	2	6	...	10	10	...	...	...	17	4	21	102
Brisbane Water	...	15	15	...	...	...	...	...	...	...	3	3	...	...	...	...	...	...	18
Broulee	...	3	3	...	1	1	...	...	...	...	6	6	...	...	...	...	4	4	14
Camden, Narellan, and Picton	1	303	304	...	2	2	...	8	8	...	3	3	1	...	1	1	2	3	321
Campbelltown	...	78	78	...	2	2	...	...	...	...	3	3	...	...	...	...	...	...	83
Carcoar	...	176	176	...	...	...	3	...	3	...	12	12	...	...	...	7	2	9	200
Cassilis	...	22	22	...	4	4	...	...	...	...	4	4	...	...	...	...	...	...	30
Cooma	...	20	20	...	...	...	2	...	2	...	8	8	...	...	...	5	...	5	35
Coonamble	...	...	...	...	5	5	...	...	...	...	2	2	...	...	...	...	1	1	8
Cowra	...	21	21	...	...	...	...	...	...	...	3	3	...	...	...	...	...	...	24
Deniliquin	...	58	58	...	7	7	1	1	2	...	9	9	...	...	...	...	...	...	76
Dowling	...	9	9	...	1	1	...	...	...	...	4	4	...	...	...	...	1	1	15
Dubbo	...	87	87	1	15	16	2	...	2	...	18	18	3	...	3	...	2	2	128
Dungog	2	...	2	...	4	4	...	...	...	...	...	...	...	...	...	2	1	3	9
Eden	1	42	43	...	2	2	...	...	...	...	1	1	...	...	...	...	4	4	50
Forbes	...	7	7	1	5	6	8	1	9	...	9	9	...	...	...	2	...	2	33
Glen Innes	1	22	23	...	5	5	2	...	2	...	5	5	1	...	1	...	1	1	37
Goulburn	2	96	98	1	9	10	5	2	7	...	10	10	2	5	7	20	9	29	161
Grafton	27	572	599	1	6	7	3	1	4	...	15	15	...	...	...	7	3	10	635
Grenfell	...	...	...	...	...	...	1	...	1	...	4	4	...	...	...	...	...	...	5
Gundagai	...	73	73	...	1	1	2	3	5	...	15	15	...	...	...	3	...	3	97
Hartley	...	...	...	1	...	1	1	...	1	...	5	5	...	...	...	3	2	5	12
Inverell	...	46	46	1	4	5	1	...	1	...	3	3	...	...	...	2	1	3	58
Kiama	...	76	76	...	3	3	1	1	2	...	...	...	...	...	...	2	2	4	85
Liverpool	...	55	55	...	7	7	1	1	2	...	2	2	...	...	...	4	3	7	73
M'Leay River	17	...	17	...	...	...	2	...	2	...	3	3	...	...	...	...	12	12	34
Maitland	12	514	526	1	7	8	6	1	7	1	13	14	2	7	9	14	12	26	590
Manning River	27	5	32	...	...	...	1	1	2	...	8	8	7	...	7	6	10	16	65
Metropolitan	11	76	87	12	97	109	50	17	67	8	128	136	33	63	96	176	308	484	979
Mitchell	...	...	...	...	...	...	1	...	1	...	3	3	...	...	...	...	...	...	4
Moama	...	47	47	...	1	1	...	...	...	...	4	4	...	...	...	...	1	1	53
Molong	...	22	22	...	...	...	1	...	1	...	3	3	...	...	...	...	2	2	28
Mudgee	...	98	98	2	10	12	4	1	5	...	11	11	2	1	3	13	8	21	150
Murrurundi	1	...	1	...	2	2	2	...	2	...	4	4	...	...	...	5	...	5	14
Muswellbrook and Merton	...	30	30	...	...	...	1	2	3	...	5	5	...	...	...	1	...	1	39
Narrabri	...	...	...	...	2	2	1	...	1	...	2	2	...	...	...	5	...	5	10
Newcastle	...	13	13	1	4	5	2	1	3	3	32	35	4	5	9	2	19	21	86
Orange	6	1,217	1,223	2	2	4	2	2	4	1	18	19	2	3	5	11	10	21	1,276
Oxley	...	9	9	...	3	3	2	1	3	...	7	7	...	...	...	1	...	1	23
Parramatta	6	71	77	6	10	16	3	7	10	2	11	13	...	...	...	4	11	15	131
Paterson	7	75	82	...	...	...	...	1	1	...	1	1	...	...	...	...	...	...	84
Patrick's Plains	3	...	3	...	1	1	4	2	6	...	10	10	1	1	2	4	...	4	26
Penrith	...	225	225	2	9	11	...	8	8	...	2	2	1	1	2	9	6	15	263
Port Macquarie	6	119	125	...	2	2	...	...	...	...	...	...	...	...	...	...	1	1	128
Port Stephens	3	117	120	...	1	1	...	1	1	...	7	7	...	...	...	3	12	15	144
Queanbeyan	...	74	74	...	2	2	2	...	2	...	6	6	...	1	1	9	1	10	95
Raymond Terrace	1	161	162	...	...	...	...	...	...	...	1	1	...	...	...	1	2	3	166
Richmond River	27	10	37	...	...	...	...	...	...	...	4	4	...	...	...	8	3	11	52
Rylstone	...	34	34	...	4	4	1	...	1	...	5	5	...	...	...	3	3	6	50
Scone	...	60	60	...	...	...	...	...	...	...	2	2	...	...	...	...	...	...	62
Shoalhaven	...	8	8	1	3	4	...	...	...	...	8	8	...	...	...	2	7	9	29
Tamworth	1	...	1	2	14	16	6	...	6	...	17	17	...	...	...	8	1	9	49
Tenterfield	...	53	53	...	2	2	2	...	2	...	12	12	...	...	...	4	...	4	73
Tumut	...	49	49	...	...	...	2	2	4	...	8	8	...	...	...	...	...	...	61
Tweed River	2	20	22	...	...	...	...	...	...	...	...	...	...	...	...	...	...	...	22
Wagga Wagga	1	44	45	1	9	10	3	2	5	...	17	17	...	2	2	7	...	7	86
Walgett	...	...	...	...	...	...	...	...	...	...	1	1	...	...	...	...	...	...	1
Warialda	...	...	...	...	...	...	...	...	...	...	...	...	...	...	...	...	...	...	...
Wellington	...	78	78	1	1	2	3	2	5	...	3	3	...	...	...	8	1	9	97
Wentworth	...	4	4	...	...	...	...	...	...	...	...	...	...	...	...	...	...	...	4
Windsor	...	758	758	...	10	10	2	3	5	...	15	15	...	...	...	8	10	18	806
Wollombi	3	54	57	...	...	...	...	...	...	...	...	...	...	...	...	2	...	2	59
Wollongong	...	45	45	...	2	2	2	...	2	...	6	6	...	1	1	10	3	13	69
Yass	...	79	79	...	2	2	2	2	4	...	1	1	...	...	...	6	1	7	93
Young	...	96	96	...	5	5	4	1	5	...	10	10	...	...	...	3	...	3	119
GENERAL TOTAL	175	7,128	7,303	41	365	406	168	89	257	16	638	654	62	96	158	461	509	970	9,744

MANUFACTORIES, WORKS, &c., &c.—*continued.*

No. 102.—DECENNIAL RETURN showing the Number of MANUFACTORIES, WORKS, &c., &c., in the Colony.

MANUFACTORIES, WORKS, &c.	1866.	1867.	1868.	1869.	1870.	1871.	1872.	1873.	1874.	1875.
Connected with or dependent upon Agriculture, viz. :—										
Agricultural Implement	.....	.....	15	10	48	22	37	28	45	61
Tobacco	37	35	40	36	38	33	34	27	23	26
Cigar	.....	.....	.....	.....	.....	.....	.....	.....	.....	2
Snuff	.....	.....	.....	.....	.....	.....	.....	1	.....	1
Bakeries (Steam)	2	2	4	6	5	6	6	3	3	4
Reaping and Threshing Machines	364	359	378	410	605	657	739	770	785	900
Hay-cutting Machines (Steam)	.....	.....	.....	.....	.....	1	14	8	11	6
Hay-pressing Machines	197	114	137	131	196	190	295	290	373	293
Horse-raking Machines	.....	.....	.....	.....	.....	.....	.....	.....	1	221
Chaff-cutters	392	390	413	554	885	915	1,161	1,260	1,313	1,447
Bone Manure	9	9	9	9	8	10	9	15	10	9
Wine-presses	116	122	149	154	207	243	290	303	367	332
Cotton Gins	1	1	8	.....	.....	.....	.....	.....	.....	.....
Sugar	3	16	9	21	27	57	71	74	67	82
Millet Broom (Steam)	2	2	2	2	1	.....	.....	1	.....	.....
Mowing Machines	1	1	72	108	166	211	284	226	345	523
Corn-crushers	.....	.....	177	205	250	257	356	332	326	323
Corn-shellers	.....	.....	662	1,238	2,235	1,871	1,852	2,143	2,592	2,437
Maizena and Starch	.....	.....	1	1	1	1	1	1	1	1
Harrows (Steam)	.....	.....	1	1	1	1	1	.....	.....	.....
Ploughs (Steam)	1	1	1	1	1	1	3	.....	.....	.....
Winnowing Machines	.....	.....	29*	39	589	604	787	851	980	635
Working on Raw Materials, the production of the Pastoral Interest, viz. :—										
Soap and Candle	31	30	28	27	28	31	35	30	31	32
Woollen Cloth	5	5	5	7	6	7	6	7	8	8
Tanneries, &c.	115	110	109	116	120	130	136	139	114	121
Fellmongers, &c.	24	21	19	26	23	31	31	35	35	35
Salting and Meat-preserving Establishments	12	12	20	16	22	19	20	23	23	20
Boiling-down Establishments	45	40	49	48	53	44	44	39	33	35
Wool-washing Establishments	3	5	29	38	38	35	36	36	33	55
Wool-washing Machines (Steam)	.....	.....	.....	.....	2	2	6	13	10	14
Wool-pressing Machines (Steam)	15	14	22	24	22	27	23	18	24	27
Glue Manufactories	.....	.....	1	1	1	1	1	2	2	1
Sheep-washing Machines	.....	.....	.....	3	30	43	43	52	68	58
Manufacture of Food of which the Raw Material is not the produce of Agriculture and of Articles of Drink, viz. :—										
Distilleries and Sugar Refineries	16	11	30	32	50	57	56	52	55	49
Rectifying and Compounding	1	1	.....	.....	.....	.....	.....	.....	.....	.....
Breweries	12	16	17	21	25	24	26	31	31	32
Confectionery Manufactories	.....	.....	14	20	20	26	28	35	42	47
Coffee, Chocolate, and Spice Works	8	8	6	5	5	6	6	7	7	6
Ginger-beer, Aerated Waters, Liqueurs, Cordial, Vinegar, Ink, and Blacking Manufactories	.....	.....	64	87	87	92	96	93	99	113
Jam Manufactories	.....	.....	1	1	.....	1	2	4	3	10
Building Materials and Plastic Manufactures, viz. :—										
Brick-yards	191	195	212	222	230	257	277	257	282	323
Drain-pipe	.....	.....	.....	.....	1	1	7	4	8	8
Lime-kilns	95	87	118	102	103	121	107	105	104	106
Potteries, &c.	11	10	13	17	12	12	15	17	13	13
Tile Works	.....	.....	2	4	6	4	6	8	11	8
Saw-mills, &c.	64	67*	84	83	104	112	119	126	152	196
Machine Manufactories, Brass, Lead, and Iron Works, viz. :—										
Iron and Tin Works	7	7	15	20	29	36	37	40	39	49
Iron, Brass, and Copper Foundries	27	26	26	33	35	31	41	43	41	45
Lead Works	.....	.....	.....	.....	1	.....	.....	.....	.....	.....
Machinists, Engineers, &c.	79	84	62	67	51	79	57	56	76	62
Type Foundries	2	2	2	2	2	2	2	2	2	2

* The number returned from two districts only.

MANUFACTORIES, WORKS, &c., &c.—*continued.*

No. 102 (*continued*).—DECENNIAL RETURN of MANUFACTORIES, WORKS, &c., &c.—*continued.*

MANUFACTORIES, WORKS, &c.—*continued.*	1866.	1867.	1868.	1869.	1870.	1871.	1872.	1873.	1874.	1875.
Miscellaneous Works and Manufactories, viz.:—										
Air-engine for Working Machinery	.....	.....	.....	.....	.....	1	1	1	.....	.....
Account Book, &c.	.....	.....	5	6	7	7	9	11	12	9
Bag and Sack	.....	.....	.....	1	.....	.....	1	.....	.....	.....
Bark-cutting Machines	37	34	39	49	45	54	61	74	67	57
Bark-pressing Machines	7	4	9	5	7	7	7	8	4	9
Basket Manufactories	.....	.....	.....	.....	.....	.....	.....	1	3	6
Bone-charcoal Manufactories	.....	.....	.....	.....	.....	1	3	1	1	1
Bedding Manufactories	.....	.....	.....	.....	.....	.....	.....	2	3	14
Blue Manufactories	.....	.....	.....	.....	5	.....	.....	.....	.....	.....
Boot Manufactories	.....	.....	24	29	35	37	38	53	50	81
Brush Manufactories	.....	.....	2	3	1	1	.....	1	1	2
Cabinet Works (Steam)	.....	.....	.....	.....	2	1	1	1	1	2
Chemical Works	2	1	2	1	2	2	2	1	1	1
Clothing Manufactories	.....	.....	6	9	9	11	15	19	17	32
Coach and Waggon Manufactories	.....	.....	65	83	91	89	85	103	99	123
Comb Manufactory	.....	.....	.....	.....	.....	.....	.....	1	1	1
Crinoline	.....	.....	1	1	1	.....	.....	.....	.....	2
Dairy Implement	.....	.....	.....	.....	.....	.....	.....	.....	.....	1
Dry Docks and Floating Docks	3	3	3	3	3	3	4	3	3	3
Dye	9	10	8	12	10	9	9	8	8	7
Firework Manufactory	.....	.....	.....	.....	1	1	1	1	1	1
Fire-engines	20	22	21	24	25	24	22	24	22	33
Gas Works	4	5	4	6	6	6	9	9	10	11
Glass Silvering	.....	.....	.....	.....	.....	.....	.....	.....	.....	1
Glass	1	2	3	2	1	1	2	2	3	4
Glass Stainers	.....	.....	.....	.....	.....	.....	.....	.....	.....	2
Hat	7	5	8	8	7	9	12	13	12	13
Ice	3	4	3	3	3	3	4	4	4	7
Indian Condiment	.....	.....	.....	.....	.....	.....	.....	.....	.....	2
Kerosene Oil	5	6	4	7	5	2	2	2	2	2
Ladder and Barrow	.....	.....	.....	.....	.....	.....	.....	.....	.....	1
Mast and Block Manufactories	.....	.....	.....	.....	3	3	3	2	2	2
Metallic Paint Manufactory	.....	.....	.....	.....	.....	.....	1	1	1	1
Marble Works	.....	.....	.....	.....	.....	.....	.....	2	2	3
Mill-belt	.....	.....	.....	.....	.....	.....	.....	.....	.....	2
Organ-Builders	.....	.....	1	1	1	1	1	1	1	2
Ornamental Plaster	.....	.....	.....	.....	.....	.....	.....	.....	.....	1
Packing-case Manufactories	.....	.....	2	2	3	4	4	4	3	2
Paper-box Manufactory	.....	.....	.....	.....	.....	.....	1	1	1	1
Perambulator	.....	.....	.....	.....	.....	.....	.....	.....	.....	1
Paper Mills	.....	1	2	1	1	2	2	1	1	2
Picture Frame	.....	.....	.....	.....	.....	.....	.....	.....	.....	5
Patent Slips	4	5	5	5	5	5	5	6	6	5
Portmanteau	.....	.....	.....	.....	.....	.....	.....	.....	.....	1
Printing Establishments (Steam)	6	7	7	7	9	9	9	12	14	18
Do. (Gas)	.....	.....	.....	.....	.....	.....	.....	.....	.....	2
Quartz-crushing Machines	56	62	66	66	*	*	*	*	*	*
Rice Mills	.....	.....	.....	.....	.....	.....	.....	1	.....	1
Rope	5	4	6	7	4	4	4	6	6	6
Railways	4	4	4	5†	4†	3†	3†	3†	3†	3†
Saddle and Harness Manufactories	.....	.....	.....	.....	.....	.....	.....	1	2	125
Sail Makers	.....	.....	.....	.....	.....	.....	.....	.....	.....	3
Salt Works	1	1	8	2	4	2	3	1	1	2
Scale Makers	.....	.....	.....	.....	.....	.....	.....	.....	.....	2
Ship and Boat Builders	81	80	69	73	73	86	90	103	103	104
Shirt Manufactories	.....	.....	.....	.....	4	4	5	6	6	11
Smelting Works—Iron, Copper, and Tin	7	10	4	9	10	10	12	22	25	30
Soap-powder Manufactories	.....	.....	.....	.....	1	1	1	1	1	2
Steam Joinery	.....	.....	.....	.....	1	1	3	2	4	9
Steam-engines	123	92	.....	.....	.....	.....	.....	.....	.....	.....
Steam-vessels	100	100	114	103	93	98	105	119	131	162
Steam-washing Machines	1	1	4	6	4	3	3	2	.....	4
Stone-crushing Machines	8	3	2	3	3	6	14	4	4	5
Stone-dressing Machines (Steam)	.....	.....	.....	.....	.....	1	3	3	2	2
Surgical Instrument Manufactory	.....	.....	.....	.....	.....	.....	.....	1	1	1
Turners in Wood and Ivory	.....	.....	.....	.....	.....	.....	.....	.....	.....	5
Water Works	7	5	6	7	4	4	5	9	6	8
Window Blind	.....	.....	.....	.....	.....	.....	.....	3	1	2
Wire-works	.....	.....	.....	.....	.....	.....	1	1	1	2
Workers in Hair Jewellery	.....	.....	.....	.....	.....	.....	.....	.....	.....	1
GENERAL TOTAL	2,389	2,274	3,562	4,497	6,862	6,827	7,769	8,268	9,241	9,744

* See return of Gold-mining Machinery. † Railway Carriage Works.

WOOLLENS MANUFACTURED.

No. 103.—RETURN showing the Quantity of Woollens Manufactured in the Colony during the Year 1875.

Police Districts.	No. of Establishments.	Cloth and Tweeds.
		Yards.
Hartley ...	1	3,700
Parramatta	4	178,000
Metropolitan	1	120,000
Penrith ...	2	53,000
TOTAL ...	8	354,700

No. 104.—DECENNIAL RETURN of Woollens Manufactured in the Colony.

Year.	No. of Establishments.	Cloth and Tweeds.	Year.	No. of Establishments.	Cloth and Tweeds.
		Yards.			Yards.
1866	5*	172,720	1871	7	267,196
1867	5	175,348	1872	6	201,260
1868	5	227,464	1873	7	321,070
1869	7	233,904	1874	8	458,880
1870	6	187,470	1875	8	354,700

* One not worked.

SOAP AND CANDLES MANUFACTURED.

No. 105.—RETURN showing the Quantity of Soap and Candles Manufactured in the Colony during the Year 1875.

Police Districts.	No. of Establishments.	Soap.	Candles.
		Quantity.	Quantities.
		cwt.	cwt.
Albury ...	1	45	25
Bathurst	2	2,120	840
Bourke ...	1	500	.....
Dubbo ...	1	90	4
Forbes ...	1	1,040	500
Goulburn	1	3,500	150
Grafton ...	1	2,840	30
Inverell ...	1	500	100
Maitland	1	10,920	900
Metropolitan	10	39,480	7,660
Mudgee ...	2	760	12
Newcastle	1	13,000	1,000
Orange ...	2	2,600	170
Parramatta	2	826	35
Shoalhaven	1	60	.....
Tamworth	2	3,400	400
Wagga Wagga ...	1	1,560	.....
Wellington	1	2	2
TOTAL	32	83,243	11,828

SOAP AND CANDLES MANUFACTURED—*continued.*

No. 106.—DECENNIAL RETURN of SOAP and CANDLES Manufactured in the Colony.

Year.	Number of Establishments.	Soap. Quantity.	Candles. Quantity.	Year.	Number of Establishments.	Soap. Quantity.	Candles. Quantity.
		cwt.	cwt.			cwt.	cwt.
1866	31	68,456	23,340	1871	31	80,652	13,568
1867	30	77,773	26,206	1872	35	80,732	13,824
1868	28	81,549	14,155	1873	30	95,300	17,440
1869	27	73,943	15,636	1874	31	82,270	11,724
1870	28	64,912	11,129	1875	32	83,243	11,828

TOBACCO MANUFACTURED.

No. 107.—RETURN showing the Quantity of TOBACCO Manufactured in the Colony during the Year 1875.

Police Districts.	Number of Establishments.	Quantity.
		cwt.
Dungog	2	80
Grafton	4	20
Maitland	4	998¼
Manning River	2	90
Metropolitan	5	11,645
Paterson	7	967
Patrick's Plains	1	180
Port Stephens	1	22
TOTAL	26	14,002¼

No. 108.—DECENNIAL RETURN of TOBACCO Manufactured in the Colony.

Year.	Number of Establishments.	Quantity.	Year.	Number of Establishments.	Quantity.
		cwt.			cwt.
1866	37	7,755	1871	33	6,366½
1867	35	6,933	1872	34	8,580
1868	40	7,808	1873	27	11,540½
1869	36	8,927	1874	23	14,980¾
1870	38	8,165	1875	26	14,002¼

SUGAR MANUFACTORIES.

No. 109.—RETURN showing the Number of SUGAR MANUFACTORIES in the Colony in the Year 1875, distinguishing those worked by Steam from those worked by Cattle; also, the Weight of CANE crushed and the Quantity of SUGAR and MOLASSES produced from the same.

Where situated.	Number of Mills worked by Steam. No.	Steam. Horse-power.	Cattle. No.	Cattle. Horse-power.	Weight of Cane crushed.	Quantity of Sugar manufactured.	Quantity of Molasses manufactured.
					cwt.	cwt.	
Grafton	*10	215	6	32	481,220	87,150	61,700 gallons 2,000 tons
Macleay River	† 4	29	‡13	27	50,299	2,447	26,410 gallons
Manning River	§ 1	7	§17	36	66,020	1,483	5,198 ,,
Port Macquarie...	† 2	16	† 4	16	5,440	220	1,762 ,,
Raymond Terrace	1	6	...	...	400	20	100 ,,
Richmond River	5	43	16	35	48,150	2,990	‖ 12,600 ,,
Tweed River	1	25	§ 1	4	52,000	2,600	10,400 ,,
Wagga Wagga	§ 1	8	...	...	.....	.....	.....
General Total	25	349	57	150	703,529	96,910	118,170 gallons 2,000 tons

* No return from one mill. † Two not worked. ‡ Four not worked. § One not worked. ‖ This quantity is exclusive of one mill worked by steam and fourteen worked by cattle.

NOTE.—The quantity of Cane grown was 2,310,860, see p. 161.

SUGAR MANUFACTORIES—*continued.*

No. 110.—RETURN showing the Number of SUGAR MANUFACTORIES; also, the Weight of CANE crushed and the Quantity of SUGAR and MOLASSES produced from the same, during the Years 1870 to 1875.

Year.	Number of Mills.				Weight of Cane crushed.	Quantity of Sugar manufactured.	Quantity of Molasses manufactured.
	Steam.		Cattle.				
	No.	Horse-power.	No.	Horse-power.			
1870	27				cwt.	cwt. 13,574	gallons. .....
1871	57				.....	35,836	113,151
1872	24	385	47	91	712,569	34,207	143,795
1873	*30	330	†44	109	‡ 264,691	‡ 14,400½	‡ 42,235
1874	23	316	44	134	‖ 14,637,939	137,104	423,564
1875	25	349	57	150	703,529	96,910	118,170 and 2000 tons

* Eight not worked. † Seven not worked. ‡ Exclusive of the operations of two steam mills belonging to the Colonial Sugar Company.
‖ The weight of Cane grown—the quantity crushed at the mills could not be ascertained.

REFINED SUGAR.

No. 111.—DECENNIAL RETURN of REFINED SUGAR manufactured in the Colony.

Year.	No. of Establishments.	Quantity.	Year.	No. of Establishments.	Quantity.
		cwt.			cwt.
1866	2	110,500	1871	2	155,394
1867	2	119,693	1872	3	134,380
1868	2	155,120	1873	3	180,369
1869	2	134,480	1874	6	315,995
1870	2	153,492	1875	2	225,178

TALLOW AND LARD.

No. 112.—RETURN showing the Number of LIVE STOCK slaughtered for TALLOW and LARD, and the Quantity produced, during the Year 1875.

Police Districts.	Boiling-down Establishments.	Sheep slaughtered.	Horned Cattle, slaughtered.	Tallow produced.	Pigs slaughtered.	Lard produced.
	No.	No.	No.	cwt. qrs. lbs.	No.	lbs.
Bathurst	1	.....	.....	.....	.....	.....
Bourke...	1	.....	.....	.....	.....	.....
Grafton	1	.....	.....	.....	.....	.....
Maitland	1	9,729	.....	2,050 1 27	.....	.....
Metropolitan	26	.....	.....	*45,291 0 0	.....	*1,311
Moama	1	.....	.....	.....	.....	.....
Parramatta	1	19,931	.....	2,559 0 2	.....	.....
Wellington	1	.....	.....	.....	.....	.....
Windsor	2	.....	.....	.....	.....	.....
TOTAL	35	29,660	.....	49,900 2 1	.....	1,311

* Produced from the refuse of butchers' shops.

TALLOW AND LARD—*continued.*

No. 113.—DECENNIAL RETURN of LIVE STOCK slaughtered for TALLOW and LARD, and the Quantity produced.

Year.	Number of Boiling-down Establishments.	Sheep slaughtered.	Horned Cattle slaughtered.	Tallow produced.	Pigs slaughtered.	Lard produced.
		No.	No.	cwt.	No.	lbs.
1866	45	.....	2,868	19,416	1,026	6,284
1867	40	54,862	3,842	36,154	358	2,352
1868	49	179,498	1,574	45,013	466	5,180
1869	48	230,550	246	67,175	1,446	6,065
1870	53	290,696	74	87,708	1,042	4,104
1871	44	306,799	133	73,737	1,268	4,636
1872	44	71,321	1,978	45,986	149	3,012
1873	39	83,302	10,357	66,600	593	4,144
1874	33	24,995	7,744	73,817	265	4,739
1875	35	29,660	.....	49,900	.....	1,311

NOTE.—A large quantity of the Tallow produced is from the refuse of butchers' shops in the Metropolitan District.

COLONIAL DISTILLED SPIRITS.

No. 114.—DECENNIAL RETURN of COLONIAL DISTILLED SPIRITS.

Year.	Materials.			Spirits (Rum).
		cwt.	qrs. lbs.	Proof gallons.
1866	Sugar	140	2 23	6,378
	Treacle	1,351	2 10	
	Grain	4	0 18	
1867	Sugar	376	1 24	20,903
	Treacle	4,390	3 14	
1868	Sugar	986	3 27	77,431
	Treacle	14,037	1 22	
1869	Sugar	302	0 13	20,176
	Treacle and Molasses	3,424	2 6	
1870	Sugar	814	1 17	48,055
	Treacle	8,381.	3 17	
1871	Sugar	158	1 14	29,687
	Treacle	5,718	1 0	
1872	Sugar	288	2 7	36,059
	Treacle and Molasses	7,395	3 7	
1873	Molasses	10,543	1 18	54,629
1874	Molasses	23,080	3 27	85,346
1875	Molasses	30,072	2 14	151,913

PART V.

PRODUCTION.

CONTENTS.

Number of Return.		Page.
115	Gold received by Escort from the several Gold Fields...	152
116	„ „ —(Decennial Return)	152
117	Mines—Coal, Copper, Iron, Tin, &c.—Quantity raised and Value	153
118	„ Quantity raised and value—(Decennial Return)	154
119	Live Stock—In each Police District	154
120	„ —(Decennial Return)	160
121	Agriculture—(Decennial Return)	161
122	„ —In each Police District	162

GOLD RECEIVED BY ESCORT.

No. 115.—RETURN showing the Quantity and Value of GOLD received by ESCORT from the several Gold Fields of the Colony, in the Year 1875, and the Comparative Quality and Value of the Gold received from each of such Gold Fields as assayed by the Mint.

District.	Name of Gold Field.	Gold received.		Value of the Gold per Ounce.	Total Amount of Gold received from each District.	
		Quantity.	Value.		Quantity.	Value.
		ozs.	£ s. d.	£ s. d.	ozs.	£ s. d.
Western ...	Sofala	8347·35	32,137 5 11	3 17 0	153,211·80	583,891 15 3
	Bathurst	7,208·86	25,711 12 0	3 11 4		
	Hargraves and Windeyer	2,459·93	9,624 9 6	3 18 3		
	Tambaroora	20,125·00	79,158 6 8	3 18 8		
	Mudgee and Gulgong ...	38,392·12	148,769 9 4	3 17 6		
	Orange	6,584·55	23,951 6 0	3 12 9		
	Stony Creek	3,598·46	14,004 0 2	3 17 10		
	Forbes	405·05	1,512 3 9	3 14 8		
	Carcoar and Trunkey ...	6,564·92	21,089 16 1	3 4 3		
	Grenfell and Parkes ...	59,525·56	227,933 5 10	3 16 7		
Southern ...	Goulburn	296·74	1,151 2 1	3 17 7	42,405·49	160,776 0 9
	Braidwood	7,973·05	30,862 6 11	3 17 5		
	Adelong	24,223·22	90,938 0 1	3 15 1		
	Tumut	1,425·39	5,202 13 6	3 13 0		
	Tumberumba	307·81	1,104 5 4	3 11 9		
	Araluen	4,180·93	16,061 14 9	3 16 10		
	Burrangong	1,405·25	5,539 0 6	3 18 10		
	Cooma	2,053·75	7,889 16 5	3 16 10		
	Gundagai	539·35	2,027 1 2	3 15 2		
Northern ...	Rocky River	1,178·50	4,527 8 1	3 16 10	6,162·40	23,161 6 8
	Nundle	2,145·40	8,107 16 6	3 15 7		
	Tamworth	1,114·02	4,131 3 2	3 14 2		
	Armidale	1,724·48	6,394 18 11	3 14 2		
	TOTAL	201,779·69	767,829 2 8	.....	201,779·69	767,829 2 8

No. 116.—DECENNIAL RETURN showing the Quality and Value of GOLD received by ESCORT into the Branch Royal Mint, from the several Gold Districts of the Colony.

Year.	Western District.		Southern District.		Northern District.		General Total.	
	Quantity.	Value.	Quantity.	Value.	Quantity.	Value.	Quantity.	Value.
	ozs.	£	ozs.	£	ozs.	£	ozs.	£
1866	130,835	499,794	88,810	345,436	21,844	83,045	241,489	928,275
1867	134,448	521,964	68,941	267,858	19,326	73,976	222,715	863,798
1868	131,944	514,939	83,519	325,322	14,276	54,568	229,739	894,829
1869	130,954	506,722	80,589	310,989	12,839	49,035	224,382	866,746
1870	128,634	496,337	55,758	212,612	14,272	54,706	198,664	763,655
1871	209,394	811,026	73,262	278,045	14,272	52,710	296,928	1,143,781
1872	307,267	1,194,324	74,808	280,679	10,111	38,183	392,186	1,513,186
1873	268,418	1,036,994	50,693	192,989	9,086	34,765	328,197	1,264,748
1874	192,067	737,718	42,881	164,276	8,570	32,404	243,518	934,398
1875	153,212	583,892	42,405	160,776	6,162	23,161	201,779	767,829

MINES.

No. 117.—RETURN of Coal, Shale, Copper, and Tin Mines in the Colony, and the Quantity obtained from the same, and its Value, in the Year 1875.

Where Situated.		Number of Mines.	Name of Mineral Substance.	Quantity produced, and Value.	
				Quantity.	Value.
				Tons.	£ s. d.
Brisbane Water	New Wallsend	1	Coal	4,380	3,066 0 0
Hartley	Lithgow Valley	1	do	4,716	2,358 0 0
	Eskbank	1	do	6,285	1,622 9 6
	Bowenfels	1	do	2,984	1,193 12 0
	Vale of Clwydd	1	do	4,467	1,326 16 0
	Bulkeley's	1	do	613	183 18 0
Maitland	Greta	1	do	37,410	21,510 15 0
	Anvil Creek	1	do	27,581	19,076 19 4
	Stoney Creek	1	do	1,291	337 1 0
	Pearse & Co., Four-mile Creek	1	do	12,077	3,119 17 10
	Sunderland	1	do	800	320 0 0
	Bloomfield	1	do	1,291	337 1 0
	Jesmond	1	do	150	75 0 0
Newcastle	Australian Agricultural	1	do	224,204	143,862 4 2
	Waratah	1	do	162,531	98,459 4 0
	Newcastle Wallsend	1	do	217,734	141,830 10 0
	Co-operative	1	do	183,487	115,348 0 0
	Lambton	1	do	148,573	94,096 4 8
	New Lambton	1	do	97,668	61,856 8 0
	Duckenfield	1	do	37,582	23,801 18 8
	Victoria Tunnel	1	do	2,658	1,153 10 0
	Glen Rock	1	do	382	167 2 0
Singleton	Rix's Creek	1	do	560	372 0 0
Wollongong	Bulli, Illawarra	1	do	26,250	10,500 0 0
	Mount Pleasant	1	do	26,720	10,476 1 0
	Osborne, Wallsend	1	do	21,081	8,682 19 0
	TOTAL	26	Coal	1,253,475	765,133 11 2
Hartley	New South Wales Shale and Oil Co.	1	Shale	5,492	13,730 0 0
Bathurst	Cow Flat Copper Mines	1	Copper	22	1,848 0 0
	Appsley	1	do	6	504 0 0
Burrowa	Frogmire	1	Copper ore	200	992 0 0
Carcoar	Melburne Creek	1	Copper	24	1,455 0 0
	Lloyd's and Samuel's	1	Copper ore	100	1,000 0 0
Grafton	Gordon Brook	1	do	30	427 10 0
Oberon	South Wiseman's Creek	1	do	72	411 6 0
	Wiseman's Creek	1	do	394	2,464 19 3
Orange	Carangara	1	do	151	755 0 0
	Great Western	1	do	170	850 0 0
	Ophir (Tribute)	1	do	62	310 0 0
Rockley	Native Dog Creek	1	do	60	160 0 0
Tuena	Peelwood	1	Copper	193	21,220 0 0
Inverell			Tin ore	100	3,600 0 0
Tenterfield	Wylie Creek	6	do	1,560	62,400 0 0
	Clifton				
	Christian's				
	Ruby Creek				
	Cemetery Creek				
	Bookookoorara				
Tingha	Cope's Creek		do	1,574	51,942 0 0
Tumbarumba	Burra and Jingellick	2	do	134	6,700 0 0
Vegetable Creek	Vegetable Creek Co.	1	do	740	23,680 0 0
	Moore and Speare	1	do	450	14,400 0 0
	Great Britain	1	do	430	13,760 0 0
	Baalgammon	1	do	180	5,760 0 0
	Little Wonder	1	do	139	4,448 0 0
	Nonpareil	1	do	122	3,904 0 0
	Rothschild	1	do	115	3,680 0 0
	Little Britain	1	do	105	3,360 0 0
	Cubiss'	1	do	80	2,560 0 0
	Hall Bros. & Co.	1	do	80	2,560 0 0
	Grampian's	1	do	40	1,280 0 0
	Six-mile	1	do	60	1,920 0 0
	Gordon	1	do	80	2,560 0 0
	Tent Hill	1	do	69	2,208 0 0
	Y. Waterholes Creek	1	do	80	2,560 0 0
	Gulf Creek	1	do	75	2,400 0 0
	Tableland	1	do	100	3,200 0 0
	Glen Creek	1	do	50	1,600 0 0
	Surface Hill	1	do	30	960 0 0
	Rocky Creek	1	do	15	480 0 0

NOTE.—It cannot be ascertained that at any Iron Ore was raised, except perhaps small quantities for testing, &c.

No. 118.—DECENNIAL RETURN of the Number of Coal Mines, and the Quantity raised, and its value.

Year.	Number.	Quantity.	Value.	Year.	Number.	Quantity.	Value.
		tons.	£ s. d.			tons.	£ s. d.
1866	25[a]	774,238	324,049 6 7	1871	27[d]	898,784½	316,340 2 1
1867	26[b]	770,012½	342,655 7 8	1872	26[d]	1,012,426½	396,197 19 10
1868	28[a]	954,230¾	417,809 6 1	1873	29[a]	1,192,861¾	665,746 17 3
1869	33[c]	919,773¾	346,145 16 5	1874	30	1,304,567	790,224 19 2
1870	32[b]	868,564¼	316,835 16 4	1875	26	1,253,475	765,133 11 2

[a] Five Mines not worked.
[b] Six do.
[c] Seven Mines not worked.
[d] Four do.

LIVE STOCK.

No. 119.—ABSTRACT showing the Number of Stock in each Police District of the Colony, during the year ending 31st March, 1876, distinguishing the number possessed by—

A. Freeholders under Conditional Purchase.
B. Other Freeholders.
C. Leaseholders of Land Conditionally Purchased.
D. Other Leaseholders.

Name of Police District.		No. of Stock-holders.	Description of Stock.				Totals.
			Horses.	Horned Cattle.	Sheep.	Pigs.	
			Number.	Number.	Number.	Number.	
Albury	A	833	6,976	32,373	391,659	2,908	433,916
	B	238	3,346	23,320	342,651	852	370,169
	C	48	941	3,091	19,106	140	23,278
	D	51	517	1,766	126,104	148	128,535
Total		1,170	11,780	60,550	879,520	4,048	955,898
Armidale	A	317	4,638	29,432	230,999	1,653	266,722
	B	145	4,100	52,341	358,429	649	415,519
	C	110	1,462	14,905	50,210	668	67,245
	D	56	1,479	20,571	156,941	307	179,298
Total		628	11,679	117,249	796,579	3,277	928,784
Balranald	A	10	113	59	717	123	1,012
	B	3	20	99	10	43	172
	C	Nil	.....	.....	.....	.....	.....
	D	12	1,310	27,109	542,179	21	570,619
Total		25	1,443	27,267	542,906	187	571,803
Bathurst	A	298	2,927	7,818	57,343	1,747	69,835
	B	350	5,542	14,959	107,453	3,306	131,260
	C	24	164	373	2,252	98	2,887
	D	300	2,582	5,893	31,709	1,437	41,621
Total		972	11,215	29,043	198,757	6,588	245,603
Bega	A	334	3,172	33,343	1,786	6,617	44,918
	B	62	657	12,391	526	4,286	17,860
	C	13	110	859	.....	276	1,245
	D	23	201	722	20	604	1,547
Total		432	4,140	47,315	2,332	11,783	65,570
Berrima	A	341	1,077	11,494	1,789	1,178	15,538
	B	180	1,485	14,864	11,558	950	28,857
	C	35	105	1,037	.....	129	1,271
	D	208	597	11,370	2,605	690	15,262
Total		764	3,264	38,765	15,952	2,947	60,928

LIVE STOCK—*continued.*

Name of Police District.		No. of Stock-holders.	Description of Stock.				Totals.
			Horses.	Horned Cattle.	Sheep.	Pigs.	
			Number.	Number.	Number.	Number.	
Bombala	A	151	2,121	15,722	137,718	931	156,492
	B	54	1,577	18,751	140,642	240	161,210
	C	1	20	900	137	19	1,076
	D	2	6	11	.....	.....	17
Total		208	3,724	35,384	278,497	1,190	318,795
Boorowa	A	259	3,654	11,503	247,725	1,420	264,302
	B	25	1,014	4,345	86,340	271	91,970
	C	7	96	141	7,903	32	8,172
	D	5	31	145	1,400	7	1,583
Total		296	4,795	16,134	343,368	1,730	366,027
Bourke	A	42	1,371	37,949	162,186	319	201,825
	B	27	872	19,986	179,373	132	200,363
	C	Nil	.....	.....	.....	.....	.....
	D	43	2,094	63,601	601,566	136	667,397
Total		112	4,337	121,536	943,125	587	1,069,585
Braidwood	A	160	1,328	8,776	3,992	634	14,730
	B	240	2,816	25,503	13,716	1,061	43,096
	C	23	253	1,791	94	63	2,201
	D	83	763	4,058	681	283	5,785
Total		506	5,160	40,128	18,483	2,041	65,812
Brisbane Water	A	94	298	1,398	.....	255	1,951
	B	123	426	2,771	11	677	3,885
	C	17	36	145	.....	25	206
	D	42	128	272	.....	125	525
Total		276	888	4,586	11	1,082	6,567
Broulee	A	128	850	6,850	17	2,390	10,107
	B	68	865	7,581	116	1,327	9,889
	C	7	19	165	.....	150	334
	D	34	257	1,160	.....	711	2,128
Total		237	1,991	15,756	133	4,578	22,458
Camden	A	89	522	3,304	233	523	4,582
	B	230	2,744	25,628	7,576	2,824	38,772
	C	6	21	83	.....	9	113
	D	339	1,905	14,550	1,935	2,017	20,407
Total		664	5,192	43,565	9,744	5,373	63,874
Campbelltown	A	8	17	143	4	31	195
	B	77	585	4,036	1,948	273	6,842
	C	Nil	.....	.....	.....	.....	.....
	D	88	441	2,627	149	251	3,468
Total		173	1,043	6,806	2,101	555	10,505
Carcoar	A	192	2,036	5,138	57,433	1,107	65,714
	B	192	4,350	9,836	189,598	1,468	205,252
	C	9	63	124	368	39	594
	D	41	531	1,854	21,670	306	24,361
Total		434	6,980	16,952	269,069	2,920	295,921
Cassilis	A	149	2,601	8,159	75,966	711	87,437
	B	27	1,198	10,525	289,949	134	301,806
	C	5	175	1,936	21,000	14	23,125
	D	3	32	44	2,500	.....	2,576
Total		184	4,006	20,664	389,415	859	414,944
Cooma	A	366	6,198	49,360	385,308	1,407	442,273
	B	39	1,649	18,238	122,866	277	143,030
	C	12	129	675	8,563	17	9,384
	D	2	144	451	6,000	7	6,602
Total		419	8,120	68,724	522,737	1,708	601,289
Coonamble	A	148	2,694	18,782	236,979	829	259,284
	B	43	2,216	16,685	344,775	334	364,010
	C	4	37	212	.....	4	253
	D	50	2,431	58,965	474,616	751	536,763
Total		245	7,378	94,664	1,056,370	1,918	1,160,310

LIVE STOCK—*continued.*

Name of Police District.		No. of Stock-holders.	Description of Stock. Horses. Number.	Horned Cattle. Number.	Sheep. Number.	Pigs. Number.	Totals.
Cowra	A	94	1,344	3,871	50,316	467	55,998
	B	45	1,421	4,084	97,353	136	102,994
	C	3	28	36	.....	13	77
	D	4	51	158	804	14	1,027
Total		146	2,844	8,149	148,473	630	160,096
Deniliquin	A	349	1,444	5,511	119,798	1,020	127,773
	B	92	2,886	24,515	1,444,441	560	1,472,402
	C	10	66	133	102	39	340
	D	14	119	398	1,705	20	2,242
Miscellaneous		...	589	4,002	57,464	55	62,110
Total		465	5,104	34,559	1,623,510	1,694	1,664,867
Dowling	A	48	102	1,384	.....	376	1,862
	B	77	353	5,858	935	1,476	8,622
	C	5	9	103	.....	1	113
	D	53	167	2,519	46	960	3,692
Total		183	631	9,864	981	2,813	14,289
Dubbo	A	298	4,425	40,738	292,137	1,342	338,642
	B	100	2,124	41,081	514,346	408	557,959
	C	22	363	928	28,334	129	29,754
	D	79	2,920	95,964	360,200	625	459,709
Total		499	9,832	178,711	1,195,017	2,504	1,386,064
Dungog	A	83	389	3,209	12	545	4,155
	B	73	839	10,805	225	1,245	13,114
	C	6	39	172	.....	53	264
	D	119	618	4,084	20	2,113	6,835
Total		281	1,885	18,270	257	3,956	24,368
Eden	A	66	643	8,565	137	762	10,107
	B	66	734	9,015	921	921	11,591
	C	2	15	32	.....	24	71
	D	11	235	5,889	.....	67	6,191
Total		145	1,627	23,501	1,058	1,774	27,960
Forbes	A	217	3,817	47,269	506,246	1,214	558,546
	B	67	1,292	26,394	362,399	531	390,616
	C	5	142	4,790	40,040	22	44,994
	D	18	403	8,665	132,088	31	141,187
Total		307	5,654	87,118	1,040,773	1,798	1,135,343
Glen Innes	A	144	1,589	9,474	48,765	487	60,315
	B	41	2,527	40,910	174,002	187	217,626
	C	8	46	100	2,970	37	3,153
	D	16	494	18,923	20	45	19,482
Total		209	4,656	69,407	225,757	756	300,576
Goulburn	A	617	4,858	29,784	34,780	3,092	72,514
	B	361	4,872	49,072	117,414	2,817	174,175
	C	28	179	1,051	322	105	1,657
	D	180	1,715	14,096	14,068	1,779	31,658
Total		1,186	11,624	94,003	166,584	7,793	280,004
Grafton	A	446	3,347	32,608	646	2,259	38,860
	B	287	2,601	28,874	620	1,642	33,737
	C	84	328	2,064	7	331	2,730
	D	231	2,008	16,196	40	1,542	19,786
Total		1,048	8,284	79,742	1,313	5,774	95,113
Grenfell	A	97	1,362	19,215	87,146	475	108,198
	B	20	948	5,642	86,380	195	93,165
	C	3	214	80	.....	5	299
	D	9	327	5,732	143,950	22	150,031
Total		129	2,851	30,669	317,476	697	351,693
Gundagai	A	393	4,844	32,234	225,457	2,000	264,535
	B	74	3,538	17,956	95,615	1,302	118,411
	C	12	159	666	2,000	45	2,870
	D	11	71	126	43	11	251
Total		490	8,612	50,982	323,115	3,358	386,067

LIVE STOCK—*continued.*

Name of Police District.		No. of Stock-holders.	Description of Stock.				Totals.
			Horses.	Horned Cattle.	Sheep.	Pigs.	
			Number.	Number.	Number.	Number.	
Hartley	A	155	2,227	10,473	7,225	2,050	21,975
	B	121	1,836	7,709	20,040	1,140	30,725
	C	21	88	855	464	176	1,583
	D	59	639	2,147	2,528	526	5,840
Total		356	4,790	21,184	30,257	3,892	60,123
Inverell	A	147	1,578	4,807	89,454	719	96,558
	B	33	794	15,982	77,029	109	93,914
	C	48	787	6,370	33,544	134	40,835
	D	1	2	.....	.....	.....	2
Total		229	3,161	27,159	200,027	962	231,309
Kiama	A	6	9	96	24	28	157
	B	184	1,115	12,991	678	1,878	16,662
	C	29	54	841	.....	114	1,009
	D	317	1,269	16,511	204	4,212	22,196
Total		536	2,447	30,439	906	6,232	40,024
Liverpool	A	2	6	7	.....	.....	13
	B	119	695	3,155	511	352	4,713
	C	Nil	.....	.....	.....	.....	.....
	D	122	728	4,985	655	244	6,612
Total		243	1,429	8,147	1,166	596	11,338
M'Leay River	A	312	1,871	17,735	589	2,229	22,424
	B	155	1,471	11,533	31	1,008	14,043
	C	32	133	431	10	70	644
	D	209	862	2,559	1	1,347	4,769
Total		708	4,337	32,258	631	4,654	41,880
Maitland	A	68	251	1,441	10	149	1,851
	B	316	2,115	12,899	5,527	1,595	22,136
	C	7	22	282	.....	16	320
	D	546	3,431	14,959	376	2,198	20,964
Total		937	5,819	29,581	5,913	3,958	45,271
Manning River	A	147	863	3,581	89	982	5,515
	B	269	1,912	10,988	281	3,203	16,384
	C	24	124	372	.....	252	748
	D	211	940	3,567	52	2,263	6,822
Total		651	3,839	18,508	422	6,700	29,469
Metropolitan	A	3	3	.....	.....	1	4
	B	1,079	2,201	3,509	1,197	3,071	9,978
	C	Nil	....	.....	.....	.....	.....
	D	342	1,221	1,518	256	883	3,878
Miscellaneous		...	3,245	1,061	1,884	276	6,466
Total		1,424	6,670	6,088	3,337	4,231	20,326
Mitchell	A	37	874	7,842	257,658	207	266,581
	B	9	424	13,703	176,990	30	191,147
	C	2	230	8,110	194,634	3	202,977
	D	16	1,462	11,677	499,839	104	513,082
Total		64	2,990	41,332	1,129,121	344	1,173,787
Moama	A	64	530	1,402	28,643	214	30,789
	B	31	412	1,452	107,004	80	108,948
	C	4	16	50	.....	9	75
	D	5	48	73	9	10	140
Total		104	1,006	2,977	135,656	313	139,952
Molong	A	386	3,316	7,739	111,966	1,054	124,075
	B	54	966	1,749	190,822	218	193,755
	C	7	56	46	1,840	8	1,950
	D	31	646	2,691	61,379	91	64,807
Total		478	4,984	12,225	366,007	1,371	384,587
Mudgee	A	285	2,314	7,473	25,295	1,408	36,490
	B	146	2,468	12,569	104,120	863	120,020
	C	16	69	93	.....	46	208
	D	89	681	1,232	2,790	793	5,496
Total		536	5,532	21,367	132,205	3,110	162,214

LIVE STOCK—*continued.*

Name of Police District.		No. of Stock-holders.	Description of Stock.				Totals.
			Horses.	Horned Cattle.	Sheep.	Pigs.	
			Number.	Number.	Number.	Number.	
Murrurundi	A	74	1,589	6,172	87,388	442	95,591
	B	29	978	16,293	315,356	336	332,963
	C	2	10	20	.....	1	31
	D	8	96	87	64	34	281
Total		113	2,673	22,572	402,808	813	428,866
Muswellbrook	A	206	2,069	17,976	26,580	905	47,530
	B	44	1,616	22,514	17,775	213	42,118
	C	6	154	1,551	72	27	1,804
	D	21	189	1,121	9,000	69	10,379
Total		277	4,028	43,162	53,427	1,214	101,831
Narrabri	A	51	852	12,954	11,363	701	25,870
	B	18	423	1,936	8,840	119	11,318
	C	22	989	53,885	57,573	189	112,636
	D	21	1,597	26,741	71,945	210	100,493
Total		112	3,861	95,516	149,721	1,219	250,317
Newcastle	A	67	215	927	36	136	1,314
	B	73	277	1,604	50	411	2342
	C	5	16	143	.....	11	170
	D	84	369	2,147	.....	521	3,037
Total		229	877	4,821	86	1,079	6,863
Orange	A	435	4,217	7,946	8,268	2,469	22,900
	B	112	1,339	4,365	28,351	1,369	35,424
	C	53	435	537	302	132	1,406
	D	85	777	1,569	8,261	462	11,069
Total		685	6,768	14,417	45,182	4,432	70,799
Oxley	A	116	1,804	4,867	250,736	903	258,310
	B	36	2,999	29,440	1,681,117	232	1,713,788
	C	7	93	31	64	17	205
	D	62	3,531	47,566	1,777,829	245	1,829,171
Total		221	8,427	81,904	3,709,746	1,397	3,801,474
Parramatta	A	6	23	65	.....	8	96
	B	517	1,548	3,887	2,361	1,375	9,171
	C	2	1	2	.....	2	5
	D	148	579	1,731	981	387	3,678
Total		673	2,151	5,685	3,342	1,772	12,950
Paterson	A	64	502	3,859	35	522	4,918
	B	63	1,154	15,103	1,904	979	19,140
	C	4	6	17	.....	5	28
	D	127	1,190	6,578	54	1,908	9,730
Total		258	2,852	25,557	1,993	3,414	33,816
Patrick's Plains	A	302	3,830	32,704	36,173	2,478	75,185
	B	80	1,109	10,295	11,224	623	23,251
	C	96	872	5,537	2,165	1,077	9,651
	D	59	496	2,431	14,112	701	17,740
Total		537	6,307	50,967	63,674	4,879	125,827
Penrith	A	9	37	37	.....	38	112
	B	204	1,724	6,634	1,764	762	10,884
	C	1	14	15	.....	4	33
	D	232	1,555	7,689	2,227	1,114	12,585
Total		446	3,330	14,375	3,991	1,918	23,614
Port Macquarie	A	88	566	3,712	.....	913	5,191
	B	121	936	8,465	127	1,714	11,242
	C	5	8	29	.....	36	73
	D	30	360	2,045	.....	252	2,657
Total		244	1,870	14,251	127	2,915	19,163
Port Stephens	A	96	597	6,614	1,649	1,137	9,997
	B	77	871	21,569	602	856	23,898
	C	1	2	13	.....	.....	15
	D	88	940	6,254	119	1,642	8,955
Total		262	2,410	34,450	2,370	3,635	42,865

LIVE STOCK—*continued.*

Name of Police District.		No. of Stock-holders.	Description of Stock.				Totals.
			Horses.	Horned Cattle.	Sheep.	Pigs.	
			Number.	Number.	Number.	Number.	
Queanbeyan	A	313	3,838	17,717	36,213	1,127	58,895
	B	105	3,406	32,019	149,572	547	185,544
	C	8	65	173	600	58	896
	D	77	705	3,630	34,032	219	38,586
Total		503	8,014	53,539	220,417	1,951	283,921
Raymond Terrace	A	17	99	603	40	59	801
	B	107	1,167	6,282	918	621	8,988
	C	2	15	46	.....	5	66
	D	176	927	4,700	41	1,238	6,906
Total		302	2,208	11,631	999	1,923	16,761
Richmond River	A	480	2,959	16,790	33	1,848	21,630
	B	68	2,179	118,602	715	162	121,658
	C	18	156	1,656	.....	41	1,853
	D	12	53	79	.....	49	181
Total		578	5,347	137,127	748	2,100	145,322
Rylstone	A	194	1,851	6,838	13,625	1,304	23,618
	B	72	1,550	7,717	102,544	657	112,468
	C	14	145	254	2,692	76	3,167
	D	27	333	1,177	6,006	286	7,802
Total		307	3,879	15,986	124,867	2,323	147,055
Scone	A	198	2,376	18,669	15,516	867	37,428
	B	56	1,700	16,055	69,313	302	87,370
	C	4	31	207	12	43	293
	D	12	132	453	4,486	113	5,184
Total		270	4,239	35,384	89,327	1,325	130,275
Shoalhaven	A	207	787	7,994	.....	1,430	10,211
	B	121	1,510	8,565	229	1,154	11,458
	C	15	62	435	.....	125	622
	D	326	1,455	7,061	79	2,192	10,787
Total		669	3,814	24,055	308	4,901	33,078
Tamworth	A	538	7,689	36,938	444,925	3,174	492,726
	B	117	3,977	29,991	611,006	669	645,643
	C	18	146	170	1,078	93	1,487
	D	15	284	4,895	49,420	79	54,678
Miscellaneous		...	387	866	3,496	68	4,817
Total		688	12,483	72,860	1,109,925	4,083	1,199,351
Tenterfield	A	141	1,368	9,148	10,723	651	21,890
	B	35	589	7,473	53,236	182	61,480
	C	11	51	227	.....	26	304
	D	9	349	16,006	27,212	18	43,585
Total		196	2,357	32,854	91,171	877	127,259
Tumut	A	276	3,614	22,433	48,571	1,864	76,482
	B	141	1,899	19,278	44,460	846	66,483
	C	6	30	83	.....	46	159
	D	41	267	1,347	27	195	1,836
Total		464	5,810	43,141	93,058	2,951	144,960
Tweed River	A	49	128	711	.....	325	1,164
	B	1	18	280	.....	.....	298
	C	1	1	.....	.....	.....	1
	D	Nil	.....	.....	.....	.....	.....
Total		51	147	991	.....	325	1,463
Wagga Wagga	A	263	4,550	49,012	381,183	1,521	436,266
	B	117	2,999	26,480	808,414	528	838,421
	C	22	264	1,885	43,921	41	46,111
	D	57	1,777	2,962	497,346	104	502,189
Total		459	9,590	80,339	1,730,864	2,194	1,822,987
Walgett	A	4	42	180	400	62	684
	B	2	34	9	80	12	135
	C	Nil	.....	.....	.....	.....	.....
	D	42	2,672	112,025	398,711	369	513,777
Total		48	2,748	112,214	399,191	443	514,596

LIVE STOCK—*continued.*

Name of Police District.		No. of Stock-holders.	Description of Stock. Horses. Number.	Horned Cattle. Number.	Sheep. Number.	Pigs. Number.	Totals.
Warialda	A	148	3,866	53,403	261,765	828	319,862
	B	72	3,549	82,160	482,998	332	569,039
	C	45	1,816	40,319	120,319	132	162,586
	D	23	1,689	56,129	131,521	126	189,465
Total		288	10,920	232,011	996,603	1,418	1,240,952
Wellington	A	208	2,742	3,947	50,533	820	58,042
	B	156	3,233	7,459	188,032	1,065	199,789
	C	1	3	6	.....	.....	9
	D	15	134	524	16,351	107	17,116
Total		380	6,112	11,936	254,916	1,992	274,956
Wentworth	A	29	821	2,255	60,705	145	63,925
	B	11	700	4,943	331,594	48	337,286
	C	2	22	36	4	5	67
	D	7	337	3,387	221,100	4	224,828
Total		49	1,880	10,621	613,403	202	626,106
Windsor	A	33	203	548	41	269	1,061
	B	385	3,032	8,529	1,128	3,862	16,551
	C	8	39	109	.....	40	188
	D	310	1,822	3,943	467	2,329	8,561
Total		736	5,096	13,129	1,636	6,500	26,361
Wollombi	A	59	473	2,862	220	387	3,942
	B	108	1,450	8,320	867	1,006	11,643
	C	5	18	44	.....	44	106
	D	75	532	2,430	157	623	3,742
Total		247	2,473	13,656	1,244	2,060	19,433
Wollongong	A	50	124	684	16	163	987
	B	206	912	7,966	667	1,516	11,061
	C	7	8	60	.....	13	81
	D	323	1,108	11,633	172	2,963	15,876
Total		586	2,152	20,343	855	4,655	28,005
Yass	A	407	4,429	13,665	133,358	1,704	153,156
	B	175	3,738	17,465	132,027	963	154,193
	C	Nil	.....	.....	.....	.....	.....
	D	73	884	3,469	38,010	444	42,807
Total		655	9,051	34,599	303,395	3,111	350,156
Young	A	517	4,742	24,741	430,542	2,282	462,307
	B	99	1,149	3,400	122,537	289	127,375
	C	10	92	242	100	17	451
	D	11	96	302	40,902	60	41,360
Total		637	6,079	28,685	594,081	2,648	631,493
Totals— A		14,029	147,601	965,032	6,188,883	79,345	7,380,861
B		9,470	129,771	1,209,402	10,946,227	67,821	12,353,221
C		1,102	12,362	161,774	642,802	5,621	822,559
D		6,671	63,741	791,949	6,541,780	46,764	7,444,234
Miscellaneous (3 Districts—Deniliquin, Metropolitan, and Tamworth).		.....	4,221	5,929	62,844	399	73,393
General Total		31,272	357,696	3,134,086	24,382,536	199,950	28,074,268

A.—Freeholders under Conditional Purchase. B.—Other Freeholders. C.—Leaseholders of land Conditionally Purchased. D.—Other Leaseholders.

No. 120.—DECENNIAL RETURN of Live Stock in the Colony.

Year ended 31 March.	Horses.	Horned Cattle.	Sheep.	Pigs.	Year ended 31 March.	Horses.	Horned Cattle.	Sheep.	Pigs.
	No.	No.	No.	No.		No.	No.	No.	No.
1867	278,437	1,771,809	11,562,155	137,915	1872	304,100	2,014,888	16,278,697	213,193
1868	280,201	1,728,427	13,909,574	173,168	1873	328,408	2,287,660	17,560,048	218,904
1869	280,818	1,761,411	15,080,625	176,901	1874	334,462	2,794,327	20,501,506	240,680
1870	280,304	1,795,904	14,989,923	175,924	1875	346,691	2,856,699	22,872,882	290,958
1871	337,597	2,195,096	16,308,585	243,066	1876	357,696	3,134,086	24,382,536	199,950

AGRICULTURE.

No. 121.—DECENNIAL RETURN showing the Quantity of LAND under Crop, and the PRODUCE of the same, &c., in the Colony.

Year ended 31 March.	Crops.																				Produce.																
	Wheat.	Maize.	Barley.	Oats.	Cotton.	Rye.	Millet.	Potatoes.	Tobacco.	Rice and Hops.	Arrowroot.	Sorghum and Imphee.	Sugar-cane. Productive.	Sugar-cane. Unproductive.	Sown Grasses, Oats, Wheat, and Barley for Hay.	Vines.	Sown Grasses, Oats, Barley, Sorghum, &c., for Green Food for Cattle.	Gardens and Orchards.	All other in Crop.	Total Number of Acres in Crop.	Wheat.	Maize.	Barley.	Oats.	Cotton.	Rye.	Millet.	Potatoes.	Tobacco.	Rice and Hops.	Arrowroot.	Sorghum and Imphee (Grain).	Sugar.	Wheat, Barley, Oats, and Sown Grasses for Hay.	Vines. Wine.	Vines. Brandy.	Vines. Fruit for Table use.
	acres	acres	acres	acres	acrs	acres	acrs	acres	acres	a.	acrs	acrs	acres	acres	acres	acres	acres	acres	acres		bush.	bush.	bush.	bush.	lbs.	bush.	bush.	tons	cwt.	lbs.	cwt.	lbs.	tons	galls.	galls.	tons
1867	175033¾	119519	6211	14914½	..	1571½	197½	18809¾	1326¼	..	..	172¾	116½		74742¾	2281	21109¾	12274¾	2944¾	451225¼	2226027	3878064	91741	304028	....	19968	21333½	43869½	2477¾	..	....	8915	17780	118010	242183	3176	668½
1868	149142½	115522¾	5140½	13142½	76	1879	192¾	15440	626¾	7½	..	234½	640¾		74346	2531½	18828½	12040¼	2766	413164	1433807	3132505	62392	156965	13680	15569½	19631½	33482½	6055	7000	....	9480	134740	918693¼	285283	3856½	700½
1869	164206½	120807	6397½	12129½	..	2187½	156	16391¼	875	..	14½	261¾	2584¼		67761½	2116½	21193¾	13529	3145	434756¼	1787085	3777405	94715	164687	....	23164½	1931	30768	7925	..	14230	5240	3264824	805438¾	412587	1888	693
1870	189452	128041¼	9151¾	17301½	..	2378	134	17132½	366¼	..	31¾	296½	3917½		75034½	3906¾	17375¼	14516	3289	482324½	3200959	4880805	148617	400766	....	37434	18061¼	54200¼	3192	..	34046	8460	3563704	1319853¼	460321	1687	955½
1871	147997	107178½	4650¼	10683½	2½	1295¾	359½	13927¼	225¼	..	84½	182½	1475	2607¼	65403¾	4504¼	43991½	17168¼	5240¼	426976	999595	2340654	47701	119365	11½	11091	4747	34118¼	699½	..	22397	2005	1519560	69001¾	342674	1847¾	1046½
1872	154030½	119356¼	3461¾	13795	..	1342¼	254	14770	567½	..	20½	32½	1994¾	2399	51805½	4152½	31903¼	14520¾	2780¾	417801¼	2229642	4015073	55284	280887	....	17339	4346	44758	4475½	..	26454	3465	2780288*	774503½	413321	1765½	508
1873	177551¾	116745	3727½	13586	..	1260	281	15123½	440	Hops	38	69½	3470	2001	65832	4090	32510½	15016½	2892¾	454634¼	2898463	3984958	70708	270967	....	17671	4243	45112	2751	Hops.	32613	830	10955840	105929½	451450	996½	573¼
1874	169380¼	116648	3579¼	16524¾	..	1235½	276½	14574¼	199¼	½	31¾	96½	3565¼	3195½	71437½	4547¼	36490½	16642¼	3448¾	461733½	2273620	4128865	66464	322449	....	17661	4372	43424¼	1261	100	31430	850	1638224	110006½	578985	1916½	620½
1875	166911¾	118436½	3984½	17973¼	..	1143	192	13604	539½	..	47	15½	4087	4453½	68087¾	4307¾	40589½	17571¾	3012½	464957¼	2148394	3618436	69053	293135	....	17336	3661	38564	6069	..	29760	360	15355643	93440	684258	1859	679¼
1876	133699½	117582½	4817	18855¾	..	918¾	149	13805½	491½	..	40¾	23½	3653¾	2800	77125¼	4458½	50634½	19407½	2766	451138¾	1958640	3410517	98576	352966	....	11756	2593	41203	4093	..	46787	1195	11056136	889671½	831749	2747½	768

NUMBER OF OCCUPIERS OF LAND, WITH EXTENT OF HOLDINGS, &c., &c.

Year ended 31 March.	Number of Occupiers of Land (excluding those for Pastoral purposes).	Total Extent of Holdings.	Extent of Land in Cultivation.	Extent of Land enclosed but not in Cultivation.	Extent of Land Unenclosed.
		acres	acres	acres	acres
1867	24,629	7,448,200½	452,850¼	2,374,201¾	4,621,148½
1868	25,875	7,737,651½	413,164	3,034,675	4,289,812½
1869	26,581	7,464,924	434,826¼	2,301,140½	3,728,957½
1870	27,720	7,857,469½	482,324½	3,623,213¼	3,681,931¾
1871	31,538	8,628,326	434,012¼	3,935,758¾	4,258,555
1872	29,174	7,855,067¼	417,851¼	3,921,505	3,515,711
1873	31,342	9,788,728	454,634¾	5,134,389½	4,199,703½
1874	32,258	10,619,532½	461,733½	5,836,065	4,321,734¼
1875	35,131	12,144,158¼	464,957½	6,098,988	5,580,213
1876	36,984	13,525,497	451,138¾	7,771,068½	5,303,230½

* 1872.—This quantity is exclusive of the produce of 748 acres of Sugar-cane grown in the Grafton District, which could not be ascertained.

AGRICULTURE—*continued.*

No. 122.—ABSTRACT Return of Agriculture for the year ending 31 March, 1876, showing the Number of Holders of Land from other Freeholds and Leaseholds of Land Conditionally Purchased from other Leaseholds, together with the quantity in each Police District of the Colony.

Name of Police District.		Number of Holders of Land exceeding one Acre.	Extent of Land in Cultivation.	Extent of Land enclosed but not in cultivation.	Extent of Land Unenclosed	Total Extent of Holdings.	Crops. Wheat. For Grain.	Wheat. For Hay.	Maize. For Grain.	Maize. For Green Food for Cattle.	Barley. For Grain.	Barley. For Hay.	Barley. For Green Food for Cattle.	Oats. For Grain.	Oats. For Hay.	Oats. For Green Food for Cattle.	Rye. For Grain.	Rye. For Green Food for Cattle.	Millet. For Grain.	Millet. For Green Food for Cattle.	Potatoes.	Tobacco.	Sorghum and Imphee. For Grain.	Sorghum and Imphee. For Green Food for Cattle.	Sugar-cane. Productive.	Sugar-cane. Unproductive.
			acres	acres	acres	acres	acres	acres	acres	acres	acres	acres	acres	acres	acres	acres	acres	acs	acs	acres	acres	acres	acs	acres	acres	acres
Albury ..	A	1076	25674¾	3594081/4	1213284	5064111/2	18349½	10913/4	408	1	440	62	2	3040½	9341/2	5	4½	5	..	..	2043/4	111/2	..	1½	..	..
	B	296	5242¾	185856½	90543¾	281642½	2516½	330	57	9¾	34	16	3½	402¼	522	174½	4	6	..	..	65½	1¼	..	¼	..	..
	C	68	1134½	18974½	1740	21849	705	32	9½	..	6	..	..	200	29	..	1	..	..	..	7	11¼	..	..	..	..
	D	58	808	9240	3968	14016	246	77	1½	..	33	2	..	103	240	..	1	..	..	..	2½	..	..	..	..	..
	Total ..	1498	32860	5734791/4	2175793/4	8229119	21817	15363/4	476	10¾	513	80	5½	38053/4	1725½	179¼	10½	11	..	..	2793/4	24¼	..	2	..	..
Armidale ..	A	334	5097¼	57242¾	30123	1020631/4	2753	325	625¼	35	213¾	193/4	8	444½	686	18	57½	..	..	1	295½	2½	..	..	..	..
	B	157	2351¾	89455¼	60687	152494	1087½	101½	122½	5	6	19¾	5¼	209¾	472½	9¾	..	2½	..	..	106¼	..	..	2	..	..
	C	118	1968	105231/2	213473/4	33839	916¼	72	170	7	2	½	..	214	364	3½	4	1	..	16	87	..	..	4	..	..
	D	54	579½	11416½	8238	20234	222¼	50	55	..	1	..	2½	87	102	..	1	..	..	..	30½	½	..	..	..	..
	Total ..	663	10596¾	1686373/4	1293953/4	3086301/2	4979½	548½	972¾	47	303/4	393/4	15¾	955	1624½	31	62½	3½	..	17	519	3	..	6	..	..
Balranald ..	A	11	34	104	800	938	....	32	....	..	2	..	..	....	....	..	..	..	..	..	....	..	..	..	..	..
	B	3	18	500	....	518	....	11	....	..	..	3	..	....	4	..	..	..	..	..	....	..	..	..	..	..
	C	Nil	....	.....	....	....	....	....	....	..	..	..	..	....	....	..	..	..	..	..	....	..	..	..	..	..
	D	2	36	.....	....	36	....	30	....	..	..	..	..	....	6	..	..	..	..	..	....	..	..	..	..	..
	Total ..	16	88	604	800	1492	....	73	....	..	2	3	..	....	10	..	..	..	..	..	....	..	..	..	..	..
Bathurst ..	A	311	4859½	30413½	15311	50584	2707	264½	471½	..	33½	203/4	..	231	715	..	13	..	..	..	2703/4	..	..	..	..	3
	B	385	8869½	74383½	55221	1384733/4	3393½	662	885	1	112	25	1	517½	1550	..	32	..	..	..	391	..	..	..	..	..
	C	25	564	461	1876	2901	316	79	76	..	10	2	..	7	46	..	1	..	..	..	25	..	..	..	..	..
	D	381	15059½	327213/4	21997	697783/4	8166	744	2074	25	202	5	9	304	3035½	..	28½	1	2	..	301	..	..	..	..	..
	Total ..	1102	29352½	137979½	94405	261737	14582½	17491/2	3500½	26	357½	523/4	10	1059½	5346½	..	74½	1	2	..	9873/4	..	..	..	..	3
Bega ..	A	497	13183/4	1122131/4	411983/4	1547302	4	4	373½	2	45	13½	2¼	23¾	1083/4	..	2½	124	..	40	1453/4	..	..	..	..	..
	B	108	2550¾	34708	7666	449243/4	2	....	1596	..	81	7½	4½	4½	383/4	..	3½	5	..	..	393/4	..	..	..	..	..
	C	24	99	5585	719	6403	....	....	44	..	3	15	..	4	18	..	1	..	..	..	12	..	..	..	..	..
	D	33	340¼	3771	78¾	41893/4	....	....	220	½	13	10	..	7	29	..	..	9	..	..	323/4	..	..	½	..	..
	Total ..	662	43083/4	1562773/4	49662	210248	6	4	22383/4	2½	142	46	6¾	39	194	..	6¾	138	..	40	2303/4	..	..	½	..	..
Berrima ..	A	418	40673/4	35631½	20183½	598823/4	82½	....	901/2	39	10½	..	5	150	61¾	27½	49½	4	..	..	417½	..	..	1	..	..
	B	211	20013/4	61195	14107	773033/4	125	23	12½	5	5½	1	9	34	2093/4	7¼	10	5	..	..	143	..	..	..	..	..
	C	46	3173/4	3641	716¼	4675	2	....	28	2	10	..	..	7	3	..	1	..	..	..	19	..	..	..	..	..
	D	144	1026½	60401¼	16094	781213/4	23	12	56	..	6	..	1	16	74	5	6¼	3	..	..	68	..	..	4	..	..
	Total ..	819	74131/4	1608683/4	51701	219983	232¼	35	1863/4	46	32	1	15	207	348	393/4	67	12	..	..	6473/4	..	..	5	..	..
Bombala ..	A	168	1125	29236	587313/4	890923/4	468½	34	6	1	10½	6½	..	176½	204½	..	½	4	..	..	134½	..	..	..	..	..
	B	73	836	404043/4	69335	1105753/4	159	79	....	..	7½	22	2	68	2873/4	38	2	..	..	..	40½	..	..	..	..	..
	C	2	6	8	116	130	....	....	....	..	..	..	..	....	5	..	..	..	..	..	1	..	..	..	..	..
	D	4	38	47	40	125	7	14	....	..	..	..	..	2	....	11	..	..	..	..	2	..	..	..	..	..
	Total ..	247	2005	6069513/4	1283223/4	1999223/4	6343/4	127	6	1	18	283/4	2	2463/4	497	49	2¾	4	..	..	178	..	..	..	..	..
Boorowa ..	A	283	3921	49898¾	78359	1321783/4	2750	21	362	6	23½	14	..	103	200	..	3	..	..	..	1043/4	2	..	..	..	..
	B	34	308	22325	38836	61469	1383/4	....	43	..	7½	..	..	9	47	..	..	..	..	..	3	..	..	..	..	..
	C	10	165	1095	1343	2603	110	....	6	..	..	..	..	....	45	..	..	..	..	..	4	..	..	..	..	..
	D	16	102	3496	19390	22988	42	....	11	..	..	..	..	3	45	..	..	..	..	..	....	..	..	..	..	..
	Total ..	343	4496	76814¾	137928	2192383/4	30403/4	21	422	6	31	14	..	115	427	..	3	..	..	..	1113/4	2	..	..	..	..
Bourke ..	A	36	8	872	4838	5718	....	....	....	..	..	..	..	....	8	..	..	..	..	..	....	..	..	..	..	..
	B	27	10	261½	17633/4	2035	....	....	....	..	..	..	..	....	2	..	..	..	..	..	....	..	..	..	..	..
	C	Nil	....	.....	....	....	....	....	....	..	..	..	..	....	....	..	..	..	..	..	....	..	..	..	..	..
	D	1	....	2	....	2	....	....	....	..	..	..	..	....	....	..	..	..	..	..	....	..	..	..	..	..
	Total ..	64	18	1135½	66013/4	7755	....	....	....	..	..	..	..	....	10	..	..	..	..	..	....	..	..	..	..	..
Braidwood ..	A	202	9933/4	19879¼	71573/4	2803033/4	384	20	120	..	6	15	5	373/4	1843/4	..	..	..	..	..	1293/4	..	..	..	..	..
	B	270	2641	95580¼	18418¾	116640	1097	1093/4	12	1	333/4	1	3½	1803/4	5043/4	13	9	1	..	..	2463/4	1	..	..	..	..
	C	59	2163/4	13434¾	39399	53550	93	....	16	..	..	..	..	15	53	..	..	..	..	..	253/4	..	..	..	..	..
	D	114	8693/4	20974¾	170823/4	398203/4	4443/4	703/4	8	113/4	43/4	2	¾	35	1653/4	..	¾	6	..	..	683/4	..	..	..	..	..
	Total ..	645	47203/4	1498683/4	83458	2380473/4	20183/4	200	156	123/4	443/4	18	9	268	858	13	93/4	7	..	..	4703/4	1	..	..	..	..
Brisbane Water ..	A	108	361	2251	4739	7351	....	....	2363/4	2	6	..	..	4	2	..	1	..	..	..	12	¾	..	½	..	..
	B	140	7163/4	73263/4	196023/4	277053/4	....	....	5443/4	1¾	1	..	2	6	12	2¾	..	..	..	..	12	..	..	..	½	..
	C	19	193/4	14363/4	484	1940	....	....	14	..	..	..	..	....	3	..	..	..	..	..	....	..	..	..	..	..
	D	49	186	15323/4	70053/4	8724	143/4	....	129	..	2	..	..	13½	....	..	..	..	..	..	383/4	..	..	..	..	..
	Total ..	316	1283	125463/4	31891	457203/4	143/4	....	924	3¾	9	..	2	233/4	17	2¾	1	..	..	..	273/4	¾	..	¾	¾	..
Broulee ..	A	148	23803/4	261023/4	11594	4007743	60	6	1258	15	5	..	2	90	32	2¾	..	..	..	..	1293/4	..	..	..	..	..
	B	75	1788	12501	11756	26045	29	....	580	7	1	..	9	33	223/4	2¾	..	..	..	..	101	4	..	..	..	..
	C	11	190	824	570	1584	35	....	82	..	..	..	..	20	....	..	..	..	..	..	22	..	..	..	..	..
	D	38	1081	1540	3615	6236	413/4	1¾	684	..	1	..	1	75	163/4	2	..	..	..	..	863/4	..	..	..	..	..
	Total ..	272	54293/4	409673/4	27535	7304923	1653/4	73/4	2604	22	7	..	12	218	71	7	..	..	..	..	339	4	..	..	..	..
Camden (Narellan and Picton)	A	106	325	6274	33603/4	995043	64	1	62	..	..	..	2	43	86	14	27	..	..	..	1	..	..	..	..	..
	B	255	33883/4	859343/4	63503/4	956823/4	2993/4	324	410	5	603/4	8½	35	250	1026	53	86	12	..	1	9½	..	4	21	..	..
	C	8	21	354	345	720	....	....	6	..	..	..	..	....	10	..	..	..	..	..	....	..	..	..	..	..
	D	378	59183/4	657933/4	1411	7115833/4	3733/4	4013/4	4733/4	8	793/4	11	733/4	1113/4	41053/4	603/4	61	19	..	..	883/4	..	..	203/4	..	2
	Total ..	747	96833/4	150361	11476	1775203/4	7363/4	7263/4	9513/4	13	1393/4	193/4	1103/4	4043/4	5227½	1273/4	174	31	..	1	193/4	..	4	413/4	..	2
Campbelltown ..	A	9	41	206	1293	1540	....	....	16	1	4	..	..	1	7	..	..	..	..	..	4	..	..	2	..	..
	B	83	1475	17527	2020	21022	39	23	155	8	17	48	17	21	938	4	27	2	..	1	4	..	..	17	..	4
	C	Nil	....	.....	....	....	....	....	....	..	..	..	..	....	....	..	..	..	..	..	....	..	..	..	..	..
	D	101	1524	13419	249	15192	11	63	39	..	41	65	26	66	1140	..	17	5	..	..	2	..	..	19	..	..
	Total ..	193	3040	31152	3562	37754	50	86	210	9	62	113	43	88	2085	4	44	7	..	1	10	..	..	38	..	4

A.—Freeholders under Conditional Purchase, B.—Other Freeholders

AGRICULTURE—*continued.*

(exclusive of the Area occupied for Pastoral purposes) exceeding one Acre, distinguishing Freeholds under Conditional Purchase Cultivated and the Produce thereof, as also the quantity of Land enclosed but not in Cultivation, and the Area unenclosed

Crops.							Produce.																Vineyards.					
	Sown Grasses.																	Hay.				Wine-making.			Table use.		
Arrowroot.	For Hay.	For Green Food for Cattle.	Vineyards.	Gardens and Orchards.	All other in Crop.	Total number of Acres under Crop.	Wheat.	Maize.	Barley.	Oats.	Rye.	Millet.	Potatoes.	Tobacco.	Sorghum and Imphee (Grain).	Sugar-cane Grown.	Sugar produced.	Arrowroot.	Wheat.	Barley.	Oats.	Sown Grasses.	No. of Acres.	Wine produced.	Brandy manufactured.	No. of Acres.	Quantity obtained.	Vines unproductive.
acs	acres	acres	acres	acres	acres		bushels	bushels	bhls	bushels	bshls	bshls	tons	lbs.	tns	cwt.	cwt.	lbs.	tons	tons	tons	tons		galls.	galls		tons	acres
..	43	266½	497½	241½	64¾	25674¾	227875	6515	7061	60293	55	..	588¾	8120	..	....	....	..	1181¾	120½	1394½	12¾	402	78292	..	15	17	80½
..	37½	260¾	556	169	11	5242¾	27369	1344	771	9317	17	..	194½	1200	..	....	....	..	318	8	649	71	509½	139850	754	4½	2½	42
..	....	2	13	15½	103	1134½	9986	190	98	4260	7	..	12½	15940	..	....	....	..	43½	..	35	....	12¾	1950	..	..	..	¾
..	....	....	69½	32½	..	808	3443	40	594	1835	20	..	4	....	..	....	....	..	78	3	236	....	69½	17420	..	..	..	..
..	80½	529½	1136	458½	178¾	32860	26873	8089	8524	75705	99	..	799¾	25260	..	....	....	..	1621¼	131½	2314¼	83½	993½	237512	754	19½	19½	123
..	30	123½	12¾	209	29½	5697½	42095	10047	729½	6496	125	..	1058	....	..	....	....	..	329½	11	776	46	12	3600	..	¾	1	..
..	44	53½	4	96¼	4½	2351¾	16646	1661	111	4145	..	..	314½	....	..	....	....	..	124	18	597¾	38	3	220	..	1	6	..
..	2½	76	..	28	..	1968	15824	2689	50	4306	73	..	243½	....	..	....	....	..	67	½	439½	8	..	....	..	..	..	..
..	....	....	..	24¾	3	579½	3537	625	12	1100	20	..	101	....	..	....	....	..	51	..	144	....	..	....	..	..	..	..
..	76½	253	16¾	358	37	10596¾	78102	15022	902½	16047	218	..	1717	....	..	....	....	..	571½	29½	1957¼	92	15	3820	..	13¾	7	..
..	....	....	..	....	..	34	....	....	56	....	..	..	....	....	..	....	....	..	52	..	....	....	..	....	..	..	..	..
..	....	....	..	....	..	18	....	....	..	....	..	..	....	....	..	....	....	..	16	8	6	....	..	....	..	..	..	..
..	....	....	..	....	..	....	....	....	..	....	..	..	....	....	..	....	....	..	....	..	....	....	..	....	..	..	..	..
..	....	....	..	....	..	36	....	....	..	....	..	..	....	....	..	....	....	..	35	..	9	....	..	....	..	..	..	..
..	....	....	..	....	..	88	....	....	56	....	..	..	....	....	..	....	....	..	103	8	15	....	..	....	..	..	..	..
..	57	10	9	49⅔	4	4859½	34046	8165	1199	3027	187	..	905	....	..	....	....	..	223⅓	9	677½	77½	7	440	..	2	2	..
..	212	833	41	179	34½	8869½	42570	18806	2200	8417	610	..	1462	....	..	....	....	..	566	26	1378	423	38	1750	..	2	2	1
..	....	....	..	2	..	564	4090	1497	290	81	25	..	62	....	..	....	....	..	61	1	494	....	..	....	..	..	..	..
..	70½	8	..	83	1	15059½	98259	44363	3842	7557	343	15	1091	....	..	....	....	..	682	5	2174½	195	..	....	..	..	..	..
..	339½	851	50	313½	39½	29352½	178965	72831	7531	19082	1165	15	3520	....	..	....	....	..	1532½	41	4279½	695½	45	2190	..	4	4	1
..	33	325¾	7½	63	1¼	1318¾	60	18270	998	500	45	..	594	....	..	....	....	..	8	11	154	41	..	....	..	6	4½	1½
..	29	692	½	41	6	2550½	30	39580	2460	90	150	..	244	....	..	....	....	..	....	13	68	75	..	....	..	½	2	..
..	....	....	..	2	..	99	....	2190	60	80	40	..	47	....	..	....	....	..	....	15	18	....	..	....	..	..	..	..
..	2	7	..	9½	..	340¼	....	12970	610	210	..	..	206	....	..	....	....	..	....	10	34	9	..	....	..	..	..	..
..	64	1024¾	8	115½	7¼	4308¾	90	123010	4128	880	235	..	1091	....	..	....	....	..	8	49	274	125	..	....	..	6½	6½	1½
..	102	2826½	32	154½	14¼	4067½	873	2075	212	2469	775	..	1365½	....	..	....	....	..	....	..	51	83	2	500	..	..	..	30
..	61	1029¼	5	247¼	69	2001¾	1249	285	57	275	102	..	533	....	..	....	....	..	16	..	130½	47½	3⅓	200	..	1½	1¼	..
..	....	237	..	8½	..	317½	50	1430	100	84	15	..	63	....	..	....	....	..	....	..	3½	....	..	....	..	..	..	..
..	8½	685	..	54¼	4	1020½	284	934	126	140	112	..	244½	....	..	....	....	..	7	..	61	8	..	....	..	..	..	..
..	171½	4778	37	465	87¼	7413½	2456	4724	495	2968	1004	..	2206	....	..	....	....	..	23	..	246	138½	5⅓	700	..	1½	1¼	30
..	16	39	..	17	6⅔	1125	8007	200	323	3798	2	..	465	....	..	....	....	..	105	7¼	344⅓	19	..	....	..	..	..	..
..	42	53	..	29¾	5¾	836	2375	....	175	1587	40	..	112½	....	..	....	....	..	146	29	403	42	..	....	..	..	..	..
..	....	....	..	....	..	6	....	....	..	....	..	..	3	....	..	....	....	..	....	..	8	....	..	....	..	..	..	..
..	....	....	..	2	..	38	110	....	..	50	..	..	6	....	..	....	....	..	30	..	....	....	..	....	..	..	..	..
..	58	92	..	48¾	12½	2005	10492	200	498	5435	42	..	586½	....	..	....	....	..	281	36½	755½	61	..	....	..	..	..	..
..	14	173	13	42	..	3921	34058	5636	307	1562	63	..	231½	90	..	....	....	..	10	26	339½	12	6	3000	..	2	3	5
..	....	50	..	10	..	308	2109	950	155	200	..	..	7	....	..	....	....	..	....	..	69	....	..	....	..	..	..	..
..	....	....	..	....	..	165	1406	100	..	....	..	..	7	....	..	....	....	..	....	..	35	....	..	....	..	..	..	..
..	....	....	..	1	..	102	538	90	..	15	..	..	....	....	..	....	....	..	....	..	24	....	..	....	..	..	..	..
..	14	223	13	53	..	4496	38111	6776	462	1777	63	..	245½	90	..	....	....	..	10	26	467½	12	6	3000	..	2	3	5
..	....	....	..	....	..	8	....	....	..	....	..	..	....	....	..	....	....	..	....	..	4	....	..	....	..	..	..	..
..	....	....	4	4	..	10	....	....	..	....	..	..	....	....	..	....	....	..	....	..	2	....	..	....	..	..	..	4
..	....	....	..	....	..	....	....	....	..	....	..	..	....	....	..	....	....	..	....	..	....	....	..	....	..	..	..	..
..	....	....	..	....	..	....	....	....	..	....	..	..	....	....	..	....	....	..	....	..	....	....	..	....	..	..	..	..
..	....	....	4	4	..	18	....	....	..	....	..	..	....	....	..	....	....	..	....	..	6	....	..	....	..	..	..	4
..	18½	24	27½	72	..	993¾	5447	3742	75	385	..	..	371½	....	..	....	....	..	16½	35	173	33	12	1000	15	15	7	½
..	83	166	9¾	155½	13½	2641	17393	419	811	4040	190	..	785	....	..	....	....	..	118½	15	610	88	8	1600	90	1¾	2¾	..
..	....	4	..	9¾	..	216½	2348	600	..	255	..	..	90½	....	..	....	....	..	....	..	57	....	..	....	..	..	..	..
..	15	7	..	30¼	..	869¼	7316	176	76	744	20	..	265¼	....	..	....	....	..	108	1	156¼	13	..	....	..	..	..	..
..	116½	201	37¼	267¼	13½	4720½	32504	4937	962	5424	210	..	1512½	....	..	....	....	..	243	51	996¼	134	20	2600	105	16¾	9¾	½
½	6	2	..	83	5	361	....	4293	100	40	20	..	17	800	..	....	....	800	....	..	3½	4	..	....	..	..	..	..
..	....	9	1¼	124½	..	716½	....	10270	100	70	..	..	21½	....	..	14000	500	..	....	..	12	....	..	....	..	1¼	2	..
..	....	....	..	2½	..	19½	....	290	..	....	..	..	....	....	..	....	....	..	....	..	2	....	..	....	..	..	..	..
..	....	....	..	23½	..	186	265	2080	20	180	..	..	7	....	..	....	....	..	....	..	....	....	..	....	..	..	..	..
½	6	11	1¼	233¼	5	1283	265	16933	220	290	20	..	45½	800	..	14000	500	800	....	..	17½	4	..	....	..	1¼	2	..
..	31	688½	¾	48¾	12	2380¾	1116	57105	275	3038	..	..	548	....	..	....	....	..	32½	..	61	25⅔	..	....	..	..	..	½
..	35⅔	908	1½	48	16	1788	640	24860	30	815	..	..	389	3400	..	....	....	..	....	..	42	44⅓	..	....	..	..	..	1½
..	6	20	..	5	..	190	1700	2250	..	400	..	..	40	....	..	....	....	..	....	..	....	5	..	....	..	..	..	..
½	11	147	1	8¾	4	1081	950	29860	30	1840	..	..	361	....	..	....	....	336	1	..	31	14	..	....	..	½	1	½
¼	83½	1753⅛	3	110½	32	5439¾	4406	114075	335	6093	..	..	1338	3400	..	....	....	336	33⅓	..	134	89	..	....	..	⅛	1	2½
..	..	..	..	25	..	325	513	1665	..	326	205	..	1	..	..	..	..	..	1	..	21	..	..	....	..	..	..	..
..	130½	154	134¼	243	122	3388¾	3427	10637	721	2470	1100	..	43	..	5	..	..	..	270¾	24	434¾	161	83¼	10197	305	24½	38¼	26½
..	..	..	..	5	..	21	..	200	..	..	..	..	..	..	..	..	..	..	..	..	6	..	..	....	..	..	..	..
..	40	10¾	21¼	58½	9	5948¾	4121	11240	853½	1267	486	..	28½	..	..	..	..	..	320½	3	1733¼	32	8¼	745	..	11¾	5	1
..	170½	164¾	155½	331½	131	9683½	8061	23742	15741¾	4063	1791	..	72½	..	5	..	..	..	592¼	27	2195	193	91⅔	10942	305	36¼	43¼	27½
..	..	..	..	4	2	41	....	650	100	10	..	..	5	..	..	..	..	..	..	..	2	..	..	....	..	..	..	..
..	19	79	13	35	4	1475	520	2455	277	417	196	..	3¼	..	..	..	..	..	21	21⅓	467	26	10	2500	53	3	2¼	..
..	..	..	..	..	..	....	....	....	..	..	..	..	..	..	..	..	..	..	..	..	..	..	..	....	..	..	..	..
..	4	11	..	10	5	1524	174	760	598	316	137	..	1¼	..	..	..	..	..	52	28	550	4	..	....	..	..	..	..
..	23	90	13	49	11	3040	694	3865	975	743	333	..	9½	..	..	..	..	..	73	49⅔	1019	30	10	2500	53	3	2¼	..

C.—Leaseholders of land conditionally purchased. D.— ther Leaseholders.

AGRICULTURE—*continued.*

Name of Police District.		Number of Holders of Land exceeding one acre.	Extent of Land in Cultivation.	Extent of Land enclosed, but not in Cultivation.	Extent of Land Unenclosed.	Total extent of Holdings.	Crops. Wheat. For Grain.	Wheat. For Hay.	Maize. For Grain.	Maize. For Green Food for Cattle.	Barley. For Grain.	Barley. For Hay.	Barley. For Green Food for Cattle.	Oats. For Grain.	Oats. For Hay.	Oats. For Green Food for Cattle.	Rye. For Grain.	Rye. For Green Food for Cattle.	Millet. For Grain.	Millet. For Green Food for Cattle.	Potatoes.	Tobacco.	Sorghum and Imphee. For Grain.	Sorghum and Imphee. For Green Food for Cattle.	Sugar-cane. Productive.	Sugar-cane. Unproductive.
			acres	acres	acres	acres	acres	acres	acres	acres	acres	acres	acres	acres	acres	acres	acres	acres	acres	acres	acres	acres	acres	acres	acres	acres	acres
Carcoar	A	225	2093½	12829½	16021	33449	2374	79	423½	6	34½	5	2	309	259	..	1	..	..	..	203½	..	..	..	..	..
	B	204	3622⅜	30186½	57545¼	91354½	1992	103	291	..	24	..	3	252	532	..	1	101	..	..	167½	..	..	..	..	..
	C	10	155	347	151	653	65½	10	26	..	..	..	..	15½	23	..	..	..	..	..	9	..	..	..	..	..
	D	45	723½	5588½	10148½	16460½	320½	53	25	..	1½	50	2	57	149½	..	..	..	..	..	24	..	..	..	..	..
	Total	484	8500	48951⅛	84465¼	141917	4752	250	765½	6	60	35	7	633⅛	968½	..	2	101	..	..	418¾	..	..	..	..	..
Cassilis	A	166	1254	10500½	38401½	50155⅞	660½	..	252½	10	1	2	2½	61	186½	..	..	½	..	..	22	..	..	..	..	..
	B	29	242	1377S7	97310½	235339½	36	40	11	..	..	..	..	..	62½	..	..	..	..	..	½	..	..	..	..	..
	C	5	27	22210	7766	30003	6	..	..	..	..	..	..	..	..	..	..	..	..	..	½	..	..	..	..	..
	D	6	34	146	4860	5040	14	..	6	..	..	..	..	..	8	..	..	..	..	..	4	..	..	..	..	..
	Total	196	1557	170643½	1483373¼	3205381	716½	40	269½	10	1	2·	2½	61	257½	..	..	½	..	..	27	..	..	..	..	..
Cooma	A	393	3630½	48279	143722	195640½	1899⅜	178	6	..	38	16½	3	380½	638½	..	5	1	..	..	105½	..	..	..	..	..
	B	82	939½	20243	8591S¼	107101	138	17	..	..	2½	4	..	31	129½	..	..	10	..	..	22½	..	..	..	..	..
	C	21	138½	1095	19178½	20412	36	20	..	..	..	..	..	10	43½	..	..	..	..	1	8	..	..	..	..	..
	D	43	50	3029	19023	22102	..	8	..	..	..	..	..	..	40	..	..	..	..	..	1	..	..	..	..	..
	Total	539	4767½	72646	267842	345255⅝	2073½	223	6	..	40½	20½	3	421¼	851½	..	5	11	..	1	226½	..	..	..	..	..
Coonamble	A	157	756	15005½	19753½	36415	305½	34	205¾	39	5	4	1	2½	61½	4½	..	4	..	..	31½	..	..	..	..	..
	B	46	313	62037	8539	71789	88⅝	12	29	36	15½	..	½	6	88	..	..	..	..	..	3	..	..	..	..	..
	C	4	14½	46	5191	580	13	..	..	½	..	..	..	..	..	..	..	..	..	..	1	..	..	..	..	..
	D	2	30	40	44	114	17	..	..	..	2	..	..	..	2	..	..	..	..	..	..	..	..	..	..	..
	Total	209	1113½	78928½	28356	108898	423¾	46	235¼	75	22½	4	1½	8½	151½	4½	..	4	..	..	35½	..	..	..	..	..
Cowra	A	99	1202¾	11530	21820½	34553¼	538¾	5½	411½	1½	7	..	..	97	113	..	..	..	..	..	22½	..	..	..	..	..
	B	51	451	15932½	50428¼	66812½	160	23	169	..	2	..	2	12	65	..	..	..	..	..	4½	..	..	..	..	..
	C	3	53½	301½	122	477	33	..	17	..	..	..	..	..	3	..	..	..	½	..	..	..	..	..	..	..
	D	4	60½	207	347½	615	29	..	15	..	..	..	..	3	12	..	..	..	..	..	1½	..	..	..	..	..
	Total	157	1767¾	27971½	72719	102458	760¼	28½	612½	1½	9	..	2	112	193	..	..	..	½	..	28¾	..	..	..	..	..
Denilliquin	A	780	1315	123740½	121783½	246838	213½	732½	½	2	7⅞	2	..	25	200½	10	..	2	..	..	18½	..	..	..	..	..
	B	100	719	22846¾	412037½	641218½	8½	230¾	..	..	11	26	..	4	338½	..	..	..	..	..	1	..	..	..	..	..
	C	10	26	1892	4½	1922½	..	25	..	..	..	..	..	..	..	..	..	..	..	..	..	..	..	..	..	..
	D	20	226	2717½	1035	3978½	30	59½	..	..	17	..	..	2	103½	..	..	..	..	..	1½	..	..	..	..	..
	Total	919	2286	356821	534860½	893967½	257	1097¾	½	2	35½	28	..	31	642½	10	..	2	..	..	21	..	..	..	..	..
Dowling	A	66	2866	1920	2567	7153	5	..	60	9	..	..	..	12	10	9½	..	..	..	..	34	..	..	..	..	..
	B	84	8156	2658	7748½	18562½	..	..	347½	3½	28	..	½	126⅛	132	69	..	..	..	..	47⅛	..	..	..	..	..
	C	5	300	190	75	565	..	..	..	..	2¾	..	..	1⅓	1	..	..	..	..	..	3½	..	..	..	..	..
	D	62	4798	939½	339	6076⅝	6	..	230½	40¼	8	..	..	59½	98½	94¼	..	..	..	..	27¼	..	..	..	..	..
	Total	217	15920	5707½	10720½	32357	11	..	638⅛	52¾	38¾	..	½	199½	241⅓	172¾	..	..	..	..	112⅜	..	..	..	..	..
Dubbo	A	352	2667	28259	379111¼	688374	1322½	80¼	386	186	14½	6	4½	11	235½	..	1	..	..	..	57½	..	..	..	..	..
	B	129	1108¼	25902½	10656½	37667	189	52	163	31	4	6	6½	11	179½	..	..	..	..	..	2	..	..	..	..	..
	C	25	332½	4030	2070	6432½	141	..	½	36	10	..	..	4	59	12	..	..	..	..	1½	..	..	..	..	..
	D	46	435½	3806	2187	6428½	112	42	58	18	..	..	..	18	119½	..	..	..	..	..	..	..	..	..	..	..
	Total	552	4543½	61997¼	52824	119365⅝	1764½	174¼	607½	271	28½	12	11	44	593½	12	1	..	..	..	60½	..	..	..	..	..
Dungog	A	87	744	7210	5066	13020	182	1½	345½	..	8½	1	12⅜	12½	1	13½	½	½	..	..	33	65	..	..	..	..
	B	75	1320¼	25945	12910	50175½	87	4	885½	..	85	2	21½	46	7	9	..	..	¼	..	283½	283⅝	..	..	..	..
	C	6	70	463	40	573	17	..	35	..	1⅓	..	..	2	2	..	..	..	..	..	3	4⅝	..	..	..	..
	D	121	2290½	5276	3991	11557½	245¼	10	1411½	4	248	9	36⅜	125	26	4¾	5	..	2	..	54½	41⅝	..	..	..	..
	Total	289	4424⅛	45894	22007	75325½	531¼	15½	2677⅞	4	343	12	70½	183½	36	27⅛	5½	⅗	2¼	..	119½	140	..	..	..	..
Eden	A	110	163½	10507¼	11750	22511	10	2	53	..	1	..	..	13½	15	..	2	..	..	..	35½	..	..	..	..	..
	B	77	493	4069½	5238	10376½	..	..	273½	..	5½	4	..	8½	61	3½	3	..	..	..	45	..	..	..	..	..
	C	7	73	271	857	1201	6	..	57	..	..	..	..	..	..	..	..	..	..	..	6	..	..	..	..	..
	D	18	213	1477½	3123½	4813½	..	..	170½	..	½	..	..	8	10	..	..	..	..	..	13½	..	..	..	..	..
	Total	212	913¼	16145½	21573½	38902	16	2	560	..	7	4	..	30	86	3½	5	..	..	..	100½	..	..	..	..	..
Forbes	A	254	1581½	37184½	622064¼	100972	455	236	237¼	7	4	..	2	5	554½	..	..	..	..	..	16½	..	..	..	..	..
	B	83	350	27936	13268	41563¾	71	67	4¾	..	..	..	..	..	156¾	..	..	..	..	..	3½	..	..	..	..	..
	C	1	....	20	40	60	..	..	..	..	..	..	..	..	..	..	..	..	..	..	..	..	..	..	..	..
	D	3	10	410	40	460	..	..	..	4	..	..	..	..	4	..	..	..	..	..	..	..	..	..	..	..
	Total	341	1951	65550½	75554½	142055½	526	303	242½	11	4	..	2	5	715½	..	..	..	..	..	19¾	..	..	..	..	..
Glen Innes	A	186	2240½	20740	15702½	38683¾	396½	93¼	490⅛	2	12	6	..	264½	546	13	3½	4	..	..	250¾	..	..	9¾	..	..
	B	50	835	19612½	13872¼	34320¾	117⅞	42	61½	4	3	14	2	79	331½	..	4	1	..	..	35¾	..	..	2	..	1
	C	11	156	347	1464	1967	57	..	21	..	..	..	..	14	53	..	..	..	..	..	10	..	..	..	..	..
	D	22	346½	8669	3017⅛	12033¾	13¼	..	48	1	9	4	..	29¾	183	..	..	..	..	..	17¾	..	..	..	..	..
	Total	269	3578½	49368¾	34056⅞	87004	584¼	135½	621	7	24	24	2	387¼	1113½	13	7½	5	..	..	314½	..	..	11⅝	..	1
Goulburn	A	777	6474½	88774	311732½	126421⅜	3616½	94	153½	9	58	24	16½	668½	832½	..	8½	..	..	..	664½	..	..	..	..	..
	B	469	6323	27842⅜	40812⅜	320559½	2199½	81	195½	½	101	22½	20	341¼	1270	7	5	..	2	..	337¼	..	..	..	..	..
	C	35	347	4095½	667¼	5110	176¾	3	4	..	3	..	6	28	76	..	..	..	..	..	31¼	..	..	..	..	..
	D	253	2863⅜	93189½	40384½	136437½	1382	32	55½	7	50	18	7	361⅜	635	..	3	..	..	..	218½	..	..	..	..	..
	Total	1534	16003	459482½	113038¼	588528¾	7374½	210	408¼	16½	212	64½	49¼	1339½	2813¼	7	16½	..	2	..	1281½	..	..	..	..	..
Grafton	A	476	7598	38017⅞	14060	69575½	..	..	480S	½	39	5¼	2½	25	18	3	..	..	..	1½	30½	1	..	..	1614	848½
	B	300	6629½	20635	3670⅜	30935	..	..	5165	..	27	8⅜	½	4	37	½	..	..	..	..	45	..	..	..	825⅜	344¼
	C	88	1964¼	2313	174	4951½	..	..	1328½	..	1	..	..	..	..	..	..	..	..	..	4	..	..	..	351	274⅝
	D	249	5787¾	6345⅞	749	12882½	..	..	5047¼	5	..	4	1½	..	27	1½	..	..	..	..	50½	3	..	1¼	331½	232¼
	Total	1113	21979½	68711¼	18653⅜	109344½	..	..	10438¾	5½	67	18	4½	29	82	5	..	..	..	1½	129½	4	..	1½	3122¼	1690½

AGRICULTURE—*continued.*

Crops.							Produce.																Vineyards.					
	Sown Grasses.																	Hay.				Wine-making.			Table Use.		
Arrowroot.	For Hay.	For Green Food for Cattle.	Vineyards.	Gardens and Orchards.	All other in Crop.	Total Number of Acres under Crop.	Wheat.	Maize.	Barley.	Oats.	Rye.	Millet.	Potatoes.	Tobacco.	Sorghum and Imphee (Green.)	Sugar cane grown.	Sugar produced.	Arrowroot.	Wheat.	Barley.	Oats.	Sown Grasses.	No. of Acres.	Wine Produced.	Brandy Manufactured.	No. of Acres.	Quantity obtained.	Vines Unproductive.
acs.	acres.	acres	acres	acres	acres	acres	bushels	bushels	bshls.	bushels	bshls	bshls	Tons	lbs.	ton	cwt.	cwt.	lbs.	tons	tons	tons	tons		gallons	galls.		tons	acs.
..	13	255	¼	27	2	3998½	35832	6081	613	6528	20	..	591	..	..	..	..	..	34	10	276	13	..	..	..	..	..	½
..	14	79	5	50½	2	3622¼	28878	5815	400	5634	10	..	558	..	..	..	..	..	114	..	603	25	..	..	..	..	..	5
..	..	..	..	1	..	155	945	320	..	380	..	..	24	..	..	..	..	..	5	..	30	..	..	..	..	..	..	..
..	..	40	..	6	..	723½	3999	360	40	1360	..	..	122¼	..	..	..	..	..	52	34	198	..	..	..	..	..	..	..
..	27	374	5¼	90½	4	8500	69645	12086	1053	13952	30	..	1235½	..	..	..	..	..	255	44	1107	38	..	..	..	..	..	5¼
..	9	10	1	31½	4	1254	11621	4010	10	990	..	..	47½	..	..	..	..	..	..	2	237	15	..	..	..	..	..	1
..	82¼	..	2	7½	..	242	400	220	..	..	..	..	½	..	..	..	..	..	..	..	37	116	2	600	..	..	..	..
..	..	20	..	¾	..	27	40	....	..	..	..	..	1	..	..	..	..	..	..	..	..	..	..	..	..	..	..	..
..	..	..	..	2	..	34	130	110	..	..	..	..	8	..	..	..	..	..	..	..	16	..	..	..	..	..	..	..
..	91¼	30	3	41½	4	1557	12241	4340	10	990	..	..	57	..	..	..	..	..	..	2	290	131	2	600	..	..	..	1
..	79	155½	2	37¼	5	3630½	28603	230	572	7956	85	..	489	..	..	..	..	..	316	16	552¾	71⅛	..	..	..	..	..	2
..	83	481	..	19½	2	939½	2063	....	50	875	..	..	37	..	..	..	..	..	17	1	77	73	..	..	..	..	..	..
..	..	20	..	..	..	138½	600	....	..	160	..	..	11½	..	..	..	..	..	22	..	19½	..	..	..	..	..	..	..
..	..	..	..	1	..	59	....	....	..	..	..	..	2	..	..	..	..	..	..	..	2	..	..	..	..	..	..	..
..	162	656½	2	57¾	7	4767½	31266	230	622	8991	85	..	539½	..	..	..	..	..	355	17	651¼	144½	..	..	..	..	..	2
..	7	10½	½	32	8	756	5808	2798	85	45	..	..	29¾	..	..	..	..	..	38	4	70½	10½	..	..	..	½	¾	..
..	14	4	2	14½	..	313	1772	402	510	85	..	..	1½	..	..	..	..	..	21½	..	101	8	..	..	..	1	½	1
..	..	..	..	..	..	14½	182	....	..	..	..	..	2	..	..	..	..	..	..	..	..	..	..	..	..	..	..	..
..	..	6	..	3	..	30	380	....	40	..	..	..	..	..	..	..	..	..	..	..	4	..	..	..	..	..	..	..
..	21	20½	2½	40½	8	1113½	8142	3200	635	130	..	..	33¼	..	..	..	..	..	59½	4	175⅛	18½	..	..	..	1½	1	1
..	1½	..	¼	4	..	1202½	10428	7290	150	2464	..	..	38	..	..	..	..	..	7½	..	132	2	..	..	..	..	..	..
..	2	..	¼	9	2	451	2620	4380	50	380	..	..	11	..	..	..	..	..	42	..	92	6	..	..	..	¼	½	..
..	..	..	..	..	..	53½	400	250	..	..	..	½	..	..	..	..	..	..	..	..	2	..	..	..	..	..	..	..
..	..	..	..	..	..	60⅛	464	280	..	60	..	..	1½	..	..	..	..	..	..	..	10	..	..	..	..	..	..	..
..	3½	..	¾	13	2	1767½	13912	12200	200	2904	..	⅛	50½	..	..	..	..	..	49½	..	236	8	..	..	..	¼	½	½
..	8	23½	4½	59¾	..	1315	4364	30	196	572	..	..	26	..	..	..	..	..	1221	2	206½	7	..	..	..	⅝	⅝	4
..	27	..	..	22¼	..	719	180	....	210	160	..	..	2	..	..	..	..	..	400½	29½	449	20	..	..	..	..	..	..
..	..	..	..	1	..	26	....	....	..	..	..	..	..	..	..	..	..	..	34	..	..	..	..	..	..	..	..	..
..	10	..	..	2⅛	..	226	500	....	460	80	..	..	6	..	..	..	..	..	130½	..	140½	12	..	..	..	..	..	..
..	45	23⅛	4¾	85½	..	2286	5044	30	866	812	..	..	34	..	..	..	..	..	178	31½	856	39	..	..	..	⅝	¾	4
..	15	2497½	3	11	..	2066	104	1330	..	242½	..	..	78½	..	..	..	..	..	..	..	9	12	..	..	..	3	1	..
..	149¾	7207½	3	33½	3½	8156	....	8898	848	2404	..	..	155	..	..	..	..	..	..	..	304	164½	..	..	..	3	1	..
..	3	287	..	½	..	300	....	10	16	20	..	..	12	..	..	..	..	..	..	..	2	2	..	..	..	..	..	..
..	73½	4150¾	..	9½	..	4798	60	5298	235	979½	..	..	89	..	..	..	..	..	..	..	124½	62	..	..	..	..	..	..
..	241¼	14142⅝	6	59⅛	3¼	15920	164	15536	1099	3646	..	..	334½	..	..	..	..	..	..	..	529½	240⅝	..	..	..	6	2	..
..	55½	149	71¾	78¼	8	2667	26244	3428	218	246	5	..	40	..	..	..	..	..	81	2	303½	51⅞	61½	17300	..	10¼	4	..
..	182	187½	14	79¾	1	1108½	2205	1340	20	300	..	..	⅜	..	..	..	..	..	53	14	275	192	11½	5500	..	2½	3¼	..
..	9	34	2	23⅝	..	332¼	3463	....	175	80	..	..	1½	..	..	..	..	..	..	..	79	14	..	..	..	2	1	..
..	40	..	4	24½	..	435¼	2028	272	..	333	..	..	..	..	..	..	..	..	53	..	152⅛	78	3	80	..	1	¼	..
..	236½	370½	91¼	205¾	9	4543½	34630	5040	413	950	5	..	421¼	..	..	..	..	..	187	16	809¾	335½	76	22880	..	15¾	8½	..
½	..	6½	8¼	32	19¾	744	1899	8131	130	189	9	..	39	64563	..	..	..	50	2	12	2	..	4	570	..	..	..	4½
⅝	2	22¾	22½	44½	24½	1320½	1314	18398	2418	1019	..	12	48	20316	..	..	..	500	..	4	18	2	10	1750	..	1½	1	11
..	..	..	..	2	2½	70	302	1200	30	25	..	..	4⅜	5376	..	..	..	..	..	..	2	..	..	..	..	..	..	..
1	3	8¼	..	18¼	38¼	2290½	3962	24825	5713	5571	20	20	77¾	37449	..	..	..	320	3	12⅓	29	6	..	..	..	..	..	..
1¾	5	37	31	96¾	85¼	4424¾	7477	52554	8201	4804	29	32	160½	127704	..	..	..	870	5	28½	51	8	14	2320	..	1½	1	15½
..	1	11	..	19¾	..	163½	480	2170	20	460	40	..	141½	..	..	..	..	..	2	....	18	1	..	..	..	..	..	..
..	3½	13	1	40	1½	463	....	12385	200	250	90	..	206¼	..	..	..	..	..	..	10	104	5	..	..	..	..	..	1
..	..	2	..	2	..	73	180	3300	..	..	..	..	29	..	..	..	..	..	..	..	..	..	..	..	..	..	..	..
..	2	..	..	2	1	213¾	....	7490	15	220	..	..	54½	..	..	..	..	..	..	..	16	2	..	..	..	..	..	..
..	6½	26	1	63½	2½	913¼	660	25345	235	930	130	..	431½	..	..	..	..	..	2	10	138	8	..	..	..	..	..	1
..	15	10	9¾	20	9	1581½	7991	3552	56	100	..	..	16¼	..	..	..	..	..	367½	..	549	19½	..	..	..	9¾	7	..
..	5	8	4½	33½	..	359¾	1544	40	....	..	..	..	¼	..	..	..	..	..	94½	..	254	5	..	..	..	4½	4¼	..
..	..	..	..	..	..	..	....	....	..	..	..	..	..	..	..	..	..	..	..	..	..	..	..	..	..	..	..	..
..	..	..	⅓	1½	..	10	....	....	..	..	..	..	..	..	..	..	..	..	..	..	6	..	..	..	..	½	1	..
..	20	18	14¾	61	9	1951	9535	3592	56	100	....	..	16¾	..	..	..	..	..	462	..	809	24½	..	..	..	14¾	12¼	..
..	33	57	9	43⅜	6⅜	2240¾	5340	8778	460	4291	31	..	599½	..	..	..	..	..	110	10	635½	10	..	..	..	..	..	9
..	80	33½	1	19	3¼	835	1732	1165	95	600	25	..	77	..	..	..	..	..	59	15	286⅞	135	..	..	..	..	..	1
..	..	..	..	1	..	156	342	180	..	115	..	..	24	..	..	..	..	..	..	..	51	..	..	..	..	..	..	..
..	..	34	..	6	1	346¾	160	565	130	350	..	..	30½	..	..	..	..	..	..	4	123	..	..	..	..	..	..	..
..	113	124½	10	69½	10¾	3578½	7574	10688	685	5356	106	..	731	..	..	..	..	..	169	29	1096	145	..	..	..	..	..	10
..	8	131	3	215½	32	6474½	43109	2720	786	10714	90	..	2241	..	..	..	..	..	64	14	938¾	9	..	..	..	2	24½	1
..	113	1158¾	5½	392	71½	6323	27473	5110	2074	6143	48	..	1157	..	..	..	..	..	106	55	1286	98	2½	370	..	2½	3½	¼
..	..	16	..	3½	..	347	2110	70	55	485	..	..	95	..	..	..	..	..	..	..	80½	..	..	..	..	..	..	..
..	6	11½	2	42⅔	2	2863¼	16828	1525	853	5285	10	..	950	..	..	..	..	..	33	15	651	9	..	..	..	2	½	..
..	127	1317¼	10¾	653	105⅓	16008	89520	9425	3768	22627	148	..	4443	..	..	..	..	..	203	84	2956¾	116	2⅔	370	..	6½	6½	1¼
⅓	4½	21¼	4½	75¾	4½	7598	....	192439	1250	700	..	..	81½	700	..	1032005	47061	30	..	8	28	10	2	1500	..	1½	2	1
..	32	22	19½	94¾	4	6629½	....	215728	1300	40	..	..	152½	..	..	474300	20916	..	..	17	68	100	10½	9950	30	..	..	..
..	1	..	..	3¾	1	1964½	....	51776	30	..	..	..	11¼	..	..	224100	8715	..	..	..	..	3	..	..	..	..	..	..
..	28½	4	12¼	36	2	5787¾	....	218458	..	..	..	..	147½	..	..	250270	10458	..	..	5¾	29	77½	11½	1670	..	¾	4	..
½	66	47½	36¼	209½	11⅛	21979½	....	678401	2580	740	..	..	393	700	..	1980675	87150*	30	..	30¾	125	190½	33	13120	30	2¾	6	1

* No information given by the growers. The above is the quantity returned by the manufacturers.

AGRICULTURE—*continued.*

Name of Police District.		Number of Holders of Land exceeding one Acre.	Extent of Land in Cultivation.	Extent of Land enclosed but not in Cultivation.	Extent of Land unenclosed	Total Extent of Holdings.	Crops.																					
							Wheat.		Maize.		Barley.			Oats.			Rye.		Millet.		Potatoes.	Tobacco.	Sorghum and Imphee.		Sugar-cane.	
							For Grain.	For Hay.	For Grain.	For Green Food for Cattle.	For Grain.	For Hay.	For Green Food for Cattle.	For Grain.	For Hay.	For Green Food for Cattle.	For Grain.	For Green Food for Cattle.	For Grain.	For Green Food for Cattle.			For Grain.	For Green Food for Cattle.	Productive.	Unproductive.
			acres	acres	acres	acres	acres	acres	acres	acres	acres	acres	acres	acres	acres	acres	acres	ac	ac	acres	acres	acres	ac	acres	acres	acres	acres	acres
Grenfell	A	119	1008¾	11841	28698¾	41548½	337½	26½	221	17	6	15	2	40	295½	..	..	..	..	..	14½	..	..	..	..	..	..	..
	B	22	155¼	5035	2165½	7356	54¼	..	17	8	..	5	2½	4	42	..	..	..	..	..	..	..	..	..	..	..	..	..
	C	4	42	230	94	366	10½	..	13	..	..	..	..	..	18	..	..	..	..	..	½	..	..	..	..	..	..	..
	D	4	55	1440	2540	4035	..	..	..	..	..	..	..	..	24	..	..	..	..	..	24	..	..	..	..	..	..	..
	Total ..	149	1261	18546	33498¼	53305½	402½	26½	251	25	6	20	4½	44	379½	..	..	..	..	..	39	..	..	..	..	..	..	..
Gundagai	A	487	6038	124309	69838½	200185½	3227½	9	1278½	6	74	5	..	545	579	..	7½	..	..	..	106	..	..	..	..	..	..	..
	B	86	833½	37691	24395½	62919½	300½	39	87	..	..	..	..	8	200½	..	3	..	..	20	25½	..	..	..	..	..	..	..
	C	23	101	10648	7313	18062	64	..	5	..	..	..	..	..	19	..	..	..	..	..	3	..	..	..	..	..	..	..
	D	12	73	294	3315	3682	36	2	11	..	..	..	..	..	18	..	..	..	..	..	3	..	..	..	..	..	..	..
	Total ..	608	7045¼	172942	104862	284840¼	3628	50	1381½	6	74	5	..	553	816½	..	10½	..	..	20	137½	..	..	..	..	..	..	..
Hartley	A	177	1320½	10247½	10952	22520	321½	37	60½	..	23½	2	8½	190½	292	2	21	..	..	..	287	..	..	..	..	..	..	..
	B	146	1222½	24221	25117	50560½	248	22½	35	..	18	11½	10	157	336	½	11½	..	..	..	225½	..	..	..	..	..	..	..
	C	21	77⅛	1187½	1463	2728	30	..	3	..	1½	..	..	19	..	..	1	..	..	..	17⅛	..	..	..	..	..	..	..
	D	64	754	9441	9361	19556	234	14	25	..	5	5	..	58½	284½	..	8	..	..	..	107	..	..	..	..	..	..	..
	Total ..	408	3374½	45097	46893	95364½	833½	73½	123½	..	48	18½	18½	434	912½	2½	41½	..	..	..	637	..	..	..	..	..	..	..
Inverell	A	169	3638½	19285⅝	31399	54323	1578	71	962½	11	15	84	19	10¼	321	21	..	..	..	..	107½	..	..	..	..	..	..	..
	B	45	695	37618½	44170	82483½	164	20	167½	..	..	..	3½	13	158	1	..	..	..	4	23½	..	..	3	..	..	..	..
	C	60	408¾	16718¾	40260¼	57387¾	144	..	93	17	3	2	3½	..	50½	..	..	1	..	..	28	..	..	..	..	..	..	..
	D	Nil	....	.....	....	....	..	..	..	..	..	..	..	..	..	..	..	..	..	..	..	..	..	..	..	..	..	..
	Total ..	274	4742¼	73622¾	115829¼	194194¼	1886	91	1223	28	18	86	26	23½	529½	22	..	1	..	4	158¾	..	..	3	..	..	..	..
Kiama	A	7	14	306	426	746	..	..	..	..	..	..	..	..	..	..	..	..	..	..	..	..	..	..	..	..	..	..
	B	191	1605¼	19611½	108	21324¾	45	4	152½	46	19	..	51	61	74	318	34	13	..	..	53	..	4	112	..	..	..	..
	C	27	141	2351	610	3102	½	..	29	4½	1	..	2	½	20	13	8	½	1	..	21	..	..	3	..	..	..	..
	D	349	1461½	30345	336	32142½	19½	6	197½	73½	14½	..	82	63	58	267½	62	31	13	20	75¾	..	3½	257½	..	..	..	..
	Total ..	574	3221¾	52613½	1480	57315¼	65	10	379	124	34½	..	135	124½	152	598½	104	44½	14	20	149¾	..	7½	372½	..	..	..	..
Liverpool	A	2	21	62½	39	122½	½	..	..	..	1	..	..	..	16	..	..	..	..	..	16½	..	..	..	..	..	..	..
	B	135	828	28855½	3267¾	32951¼	3	1	19	5	3	..	10½	..	550½	10	3	4	..	..	..	..	..	3	..	..	..	..
	C	Nil	....	.....	....	....	..	..	..	..	..	..	..	..	..	..	..	..	..	..	..	..	..	..	..	..	..	..
	D	150	1600¾	42219¼	7748	51568	21	16	30½	2	8½	..	11	8	1244	98	10½	6	..	..	7¾	..	..	6½	..	3	..	..
	Total ..	287	2449¾	71137¼	11054¾	84641¾	24½	17	49½	7	12½	..	27½	8	1810½	108	13½	10	..	..	24¾	..	..	9½	..	3	..	..
Macleay River	A	442	4021	33405	20452½	57878½	26	..	3778	..	14	..	11	5	1	2	1	..	..	..	51½	..	..	½	46	32	..	..
	B	180	2544	11580½	2386½	16510½	..	..	2408½	..	12	..	2	..	..	..	..	..	..	..	19⅞	..	..	1	47½	33½	..	..
	C	58	931⅜	1480	1740¾	4152½	5	..	900	..	..	..	2	..	3	..	..	..	..	..	10¼	..	..	..	2	..	..	..
	D	247	5271½	5312	1725½	12309	..	..	5152	..	20	..	5	..	6½	3	..	..	..	..	50	..	..	..	4	4	..	..
	Total ..	927	12768¼	51777¼	26305	90850½	31	..	12238½	..	46	..	20	5	10½	5	1	..	..	..	131¼	..	..	1½	99½	69½	..	..
Maitland	A	78	357¾	7112¾	1590	9060⅜	39½	..	104	10	23	..	1	47	10	..	..	..	..	..	4½	..	..	..	..	..	..	..
	B	367	3637⅝	61716¼	2719	68073¾	71	35½	974½	33¼	87	12	119	56	236½	17⅛	5	4½	½	..	159¾	2	1	3	..	2	..	..
	C	7	10	1741	40	1791	..	..	..	..	..	..	..	..	..	..	..	..	..	..	..	..	..	..	..	..	..	..
	D	577	6083¾	55186¾	9314	70584½	124	75½	1814½	7½	127¾	57	213½	35	426½	43½	6	2	34	2½	432¾	2	..	9	..	..	..	..
	Total ..	1029	10089	125757¼	13663	149509¼	234½	111	2893	50¾	237¾	69	333½	138	673	61	11	6½	34½	2½	597	4	1	12	..	2	..	..
Manning River	A	195	1272	8811⅛	6100	16183½	21	..	997	..	7½	..	2	80	7	1	..	..	..	..	31¾	26½	..	..	47	8	..	..
	B	287	5814½	2715⅝	13908¾	46838¼	189	..	4813	..	252	..	34½	190¼	10	9	..	2	..	½	61¾	15½	1½	8½	73	58½	..	..
	C	31	356	1498	405	2259	13	..	281	..	13¾	..	1	34	..	..	..	..	..	..	5½	½	..	1	..	..	..	..
	D	241	5392½	6133½	2297½	13823½	93	..	4816½	..	229½	..	9½	121	7½	3	..	9	..	..	39½	5¼	..	..	9	16	..	..
	Total ..	754	12835¼	43558¼	22710½	79104¼	316	..	10907¼	..	502¾	..	47	425¼	24½	13	..	11	..	½	138¾	48¼	1½	9½	129	82½	..	..
Metropolitan	A	10	15	9	361	385	..	..	..	..	..	..	..	..	..	..	..	..	..	..	..	..	..	..	..	..	..	..
	B	1813	3899¼	22093¾	24689	50682	..	17⅓	11	50	..	6½	29½	..	303	37½	..	..	..	1	161½	1	..	43¾	..	..	..	..
	C	Nil	....	.....	....	....	..	..	..	..	..	..	..	..	..	..	..	..	..	..	..	..	..	..	..	..	..	..
	D	466	891¼	8607½	7772½	17270¾	..	..	1½	29¼	5	¼	16¼	1	40½	10¼	..	..	..	..	79½	..	..	26	..	..	..	..
	Total ..	2289	4805½	30710	32822¼	68337¾	..	17½	12½	79¼	5	6¾	45½	1	343½	47¾	..	..	..	1	240¾	1	..	69¾	..	..	..	..
Mitchell	A	36	5	1510	4811	6326	..	5	..	..	..	..	..	..	..	..	..	..	..	..	..	..	..	..	..	..	..	..	..
	B	8	....	1000	902	1902	..	..	..	..	..	..	..	..	..	..	..	..	..	..	..	..	..	..	..	..	..	..
	C	Nil	....	.....	....	....	..	..	..	..	..	..	..	..	..	..	..	..	..	..	..	..	..	..	..	..	..	..
	D	Nil	....	.....	....	....	..	..	..	..	..	..	..	..	..	..	..	..	..	..	..	..	..	..	..	..	..	..
	Total ..	44	5	2510	5713	8228	..	5	..	..	..	..	..	..	..	..	..	..	..	..	..	..	..	..	..	..	..	..	..
Moama	A	122	961	44342	13452	58755	526⅛	249½	..	..	15	..	..	131	29	..	..	..	..	..	..	..	..	..	..	..	..	..
	B	52	346¼	108763¼	1056½	110166	27	215½	..	..	1	..	..	..	69	..	..	..	..	..	..	..	..	..	..	..	..	..
	C	4	90	525	....	615	30	33	..	..	8	..	..	11	4	..	..	..	..	..	..	..	..	..	..	..	..	..
	D	6	32	303¼	....	425¾	20	..	..	..	..	..	..	12	..	..	..	..	..	..	..	..	..	..	..	..	..	..
	Total ..	184	1429½	154023½	14508½	169961¼	603½	498	..	..	24	..	..	154	102	..	..	..	..	..	..	..	..	..	..	..	..	..

AGRICULTURE—*continued.*

Crops.							Produce.																Vineyards.					
	Sown Grasses.																	Hay.				Wine-making.			Table use.		
Arrowroot.	For Hay.	For Green Food for Cattle.	Vineyards.	Gardens and Orchards.	All other in Crop.	Total number of Acres under Crop.	Wheat.	Maize.	Barley.	Oats.	Rye.	Millet.	Potatoes.	Tobacco.	Sorghum and Imphee (Grain).	Sugar-cane grown.	Sugar produced.	Arrowroot.	Wheat.	Barley.	Oats.	Sown Grasses.	No. of Acres.	Wine produced.	Brandy manufactured.	No. of Acres.	Quantity obtained.	Vines unproductive.
acs	acres	acres	acres	acres	acs		bushls	bushls	bhls	bshls	bhls	bhls	tons	lbs	tns	cwt.	cwt.	lbs.	tons	tons	tons	tons		galls.	gals.		tons	acs
..	7	22	..	2½	2½	1008¾	7485	5780	160	1200	..	..	24	..	..	..	..	..	35	19	386	13	..	..	..	..	..	..
..	..	8	..	6½	8	155¼	1410	710	..	120	..	..	..	..	..	..	..	..	..	8	82	..	..	..	..	..	..	..
..	..	..	..	..	..	42	350	760	..	..	..	..	1	..	..	..	..	..	..	..	14	..	..	..	..	..	..	..
..	..	..	..	7	..	55	....	....	..	..	..	..	48	..	..	..	..	..	..	..	50	..	..	..	..	..	..	..
..	7	30	..	15½	10½	1261	9245	7250	160	1320	..	..	73	..	..	..	..	..	35	27	532	13	..	..	..	..	..	..
..	38	61	23¾	78	..	6038	55154	27653	1702	11677	170	..	348½	..	..	..	..	..	19	10	953½	57	16	5300	..	6¾	8½	1
..	..	124	2¾	22	1	833¼	5569	1950	..	152	60	..	58	..	..	..	..	..	48	..	370½	..	1¾	1200	..	1½	1½	..
..	..	..	8	2	..	101	1460	180	..	..	..	..	12	..	..	..	..	..	..	..	23	..	8	2000	100	..	..	..
..	..	..	2	1	..	73	630	360	..	..	..	..	8½	..	..	..	..	..	4	..	23	..	..	..	..	2	3	..
..	38	185	36¼	103	1	7045¼	62813	30143	1702	11829	230	..	427	..	..	..	..	..	71	10	1370	57	25¼	8500	100	10	13½	1
..	..	10	..	42½	13½	1320½	3952	1186	414	2656	283	..	1019½	..	..	..	..	..	40	2	220	..	..	..	..	..	..	..
..	..	52	..	83	12	1222½	2452	790	200	2533	155	..	878	..	..	..	..	..	26	12	250	..	..	..	..	..	..	..
..	..	..	..	5½	..	77½	317	50	60	56	6	..	70	..	..	..	..	..	..	..	..	..	..	..	..	..	..	..
..	..	..	..	13	..	754	1353	600	50	1054	115	..	465	..	..	..	..	..	7	1	213	..	..	..	..	..	..	..
..	..	62	..	144	25½	3374½	8074	2626	724	6299	559	..	2432½	..	..	..	..	..	73	15	683	..	..	..	..	..	..	..
..	13½	224	30	142	29	3638½	30602	14337	315	256	..	..	145½	..	..	..	..	..	94	81	308¾	14	15	2880	..	6	5½	9
..	13	47	46½	30½	1	695	2278	1751	..	160	..	..	36½	..	..	..	..	..	18	..	163	4	32¼	16970	..	11	2½	3
..	2	32	18¼	10½	4	408¾	2817	1055	50	..	..	..	52	..	..	..	..	..	..	4	55	2	17	2510	..	1½	1½	..
..	..	..	..	..	..	..	....	....	..	..	..	..	..	..	..	..	..	..	..	..	..	..	..	..	..	..	..	..
..	28¾	303	94½	182¾	34	4742¼	35697	17143	365	416	..	..	234	..	..	..	..	..	112	85	526¾	20	64¼	22310	..	18¾	9¼	12
..	..	12	..	2	..	14	....	....	..	..	..	..	..	..	..	..	..	..	..	..	..	..	..	..	..	..	..	..
..	53	528½	..	37½	..	1605¼	787	4650	237	1515	452	..	157	..	1	..	..	..	3½	..	100	58	..	..	..	..	..	..
..	..	35	..	2	..	141	5	765	20	20	105	20	45¾	..	..	..	..	..	..	..	27	..	..	..	..	..	..	..
..	..	207½	2	7¾	..	1461½	185	4809	232	854	1397	50	171½	..	½	..	..	..	..	..	89¼	4	..	..	..	..	..	2
..	53	783	2	49	..	3221¾	977	10224	489	2389	1954	70	374	..	1½	..	..	..	3½	..	216½	62	..	..	..	..	..	2
..	..	..	..	1	2	21	5	....	5	..	..	..	½	..	..	..	..	..	..	..	3	..	..	..	..	..	..	..
..	..	12	27	146	8½	828	30	280	10	..	20	..	17¼	..	..	..	..	..	½	..	203½	..	5½	200	..	18	12½	3½
..	..	..	..	..	..	..	....	....	..	..	..	..	..	..	..	..	..	..	..	..	..	..	..	..	..	..	..	..
..	..	35	13½	61½	18	1600¾	250	680	142	121	48	..	8¾	..	..	..	..	..	13	..	415½	..	8	300	..	3	8	2½
..	..	47	40½	208½	28¾	2449¾	285	960	157	121	68	..	26½	..	..	..	..	..	13½	..	622	..	13½	500	..	21	20½	6
3	1	19	9	17	4	4021	375	123286	580	72	15	..	147½	..	..	36800	920	4480	..	..	2	2	6½	2200	18	2½	2	..
..	4	11½	1	2½	1	2544	....	68006	150	..	..	..	70	..	..	16280	766	..	..	..	..	8	1	200	..	..	..	..
..	..	9½	..	..	..	931½	80	26317	..	..	..	..	34	..	..	1600	40	..	..	..	4	..	..	..	..	..	..	..
..	2	13	..	7	5	5271½	....	149790	500	..	..	..	164	..	..	2400	100	..	..	..	13½	..	..	..	..	..	..	..
3	7	53	10	26½	10	12768¼	455	367399	1230	72	15	..	415½	..	..	57080	1826	4480	..	..	19½	10	7⅓	2400	18	2½	2	..
..	4	10⅓	88¼	15	1	357⅔	260	1890	420	630	..	..	4	..	..	..	..	..	..	..	..	..	63½	19127	..	..	..	25
¼	556	305	640¾	250	65¾	3637¼	554	14164	1329	607	160	3	260¼	1000	1	..	..	112	25½	10	232½	1270½	472⅔	185844	120	44	86½	124
..	..	..	9	1	..	10	....	....	..	..	..	..	..	..	..	..	..	..	..	..	..	..	..	5½	2670	..	2	2	1¼
..	2132	280	90¼	107½	61	6083¾	1412	18031	1805	406	11	705	662½	2400	..	..	..	..	81	47	385	3976	77	21340	..	9¼	15¼	4
¼	2692	595½	828¼	373½	127⅔	10089	2226	34085	3554	1643	171	708	9263¾	3400	1	..	..	112	106½	57	617⅓	5246½	618½	228981	120	55½	103½	154½
..	..	10½	7	18½	7½	1272	470	21252	127	1695	..	..	66	42849	..	33180	285	..	..	..	5	..	3	300	..	2	½	2
..	1	21	19	45	9⅔	5814¼	2426	136388	5594	4100	..	..	149	8405	..	60120	1393	..	..	..	9	2	15	3700	20	3	1	1
..	..	1½	..	5	..	356	287	6250	340	507	..	..	8½	900	..	..	..	..	..	..	..	..	..	..	..	..	..	..
..	..	7	5½	17¼	4	5392¾	1281	160348	5536	2633	..	..	93¼	4974	..	8000	110	..	..	..	5½	..	..	..	..	5½	6½	..
..	1	40	31½	85½	21	12835¼	4464	330238	11597	8935	..	..	3163¼	57128	..	101300	1788	..	..	..	19½	2	18	4000	20	10½	8	3
..	..	..	..	15	..	15	....	....	..	..	..	..	..	..	..	..	..	..	..	..	..	..	..	..	..	..	..	..
..	5	46¼	40¾	3026¾	1184½	3899¼	....	475	..	..	..	..	891¾	10	..	..	..	..	24	7½	354¾	10	3¾	340	..	32¼	32¾	4¾
..	..	..	..	..	..	..	....	....	..	..	..	..	..	..	..	..	..	..	..	..	..	..	..	..	..	..	..	..
..	..	11	7¾	607½	55½	891¼	....	45	250	20	..	..	536¼	..	..	..	..	..	..	½	33	..	..	..	..	1¼	3	6½
..	5	57½	48½	3649¼	174	4805½	....	520	250	20	..	..	1428	10	..	..	..	..	24	8	387¾	10	3¾	340	..	33½	35¾	11¼
..	..	..	..	..	..	5	....	....	..	..	..	..	..	..	..	..	..	..	8	..	..	..	..	..	..	..	..	..
..	..	..	..	..	..	..	....	....	..	..	..	..	..	..	..	..	..	..	..	..	..	..	..	..	..	..	..	..
..	..	..	..	..	..	..	....	....	..	..	..	..	..	..	..	..	..	..	..	..	..	..	..	..	..	..	..	..
..	..	..	..	..	..	..	....	....	..	..	..	..	..	..	..	..	..	..	..	..	..	..	..	..	..	..	..	..
..	..	..	..	..	..	5	....	....	..	..	..	..	..	..	..	..	..	..	8	..	..	..	..	..	..	..	..	..
..	..	3	5	6	4	961	10100	....	300	2920	..	..	..	..	..	..	..	..	373	..	33	..	..	..	..	..	..	..
..	..	..	..	25¾	..	346¼	255	....	14	..	..	..	..	..	..	..	..	..	513½	..	135	..	..	..	..	5	10	..
..	..	..	..	..	4	90	800	....	200	385	..	..	..	..	..	..	..	..	50	..	15	..	..	..	..	..	..	..
..	..	..	..	..	..	32	660	....	..	300	..	..	..	..	..	..	..	..	..	..	..	..	..	..	..	..	..	..
..	..	3	5	31¾	8	1429½	11815	....	514	3605	..	..	..	..	..	..	..	..	936½	..	183	..	..	..	..	5	10	..

AGRICULTURE—*continued.*

Name of Police District.		Number of Holders of Land exceeding one Acre.	Extent of Land in Cultivation.	Extent of Land enclosed but not in Cultivation.	Extent of Land Unenclosed	Total extent of Holdings.	Crops. Wheat. For Grain.	Wheat. For Hay.	Maize. For Grain.	Maize. For Green Food for Cattle.	Barley. For Grain.	Barley. For Hay.	Barley. For Green Food for Cattle.	Oats. For Grain.	Oats. For Hay.	Oats. For Green Food for Cattle.	Rye. For Grain.	Rye. For Green Food for Cattle.	Millet. For Grain.	Millet. For Green Food for Cattle.	Potatoes.	Tobacco.	Sorghum and Imphee. For Grain.	Sorghum and Imphee. For Green Food for Cattle.	Sugar-cane. Productive.	Sugar-cane. Unproductive.
			acres	acres	acres	acres	acres	acres	acres	acres	acres	acres	acres	acres	acres	acres	acres	acres	acres	acres	acres	acres	acres	acres	acres	acres
Molong	A	441	6618½	22540½	64121	93280	3555	100	1955¾	..	70½	15	2½	175½	337	2	..	1	..	..	104	..	..	½	..	..
	B	57	651½	31657½	16544½	48853½	209½	27	66	..	8	..	..	11	126½	..	..	..	..	..	3½	..	..	1	..	..
	C	9	66	884	4343	5293	20	15	17	..	..	..	..	..	8	..	..	2	..	..	1	..	..	2½	..	..
	D	32	374	4571½	7115	12060½	115	15	115½	..	..	1	..	4	46	2	..	..	..	..	10	..	..	..	..	..
	Total ..	539	7710	59653½	92123½	159487	3898½	166	2154½	..	78½	16	2½	190½	527½	4	..	3	..	..	208½	..	..	4	..	..
Mudgee	A	300	6201½	20105½	17040½	43347½	4181½	62	1305½	15	13½	3	..	14	188	15	..	..	..	..	146¾	1	..	..	..	..
	B	155	3376	44526	47823	95725	807½	74	517½	35	29½	4	22	115½	297½	..	1	1½	..	..	85½	½	..	14	..	..
	C	17	370¾	555½	197¾	1124	123	8½	177½	..	14	..	..	10	25	..	..	..	..	..	6½	..	..	..	..	..
	D	93	2973	6296	6113	15382	816	37	138	..	38	7	4	71	245	15	2	..	..	..	36½	½	..	1	..	..
	Total ..	565	12921¼	71483	71174¼	155578½	5988	181½	3386½	50	92	14	26	210½	755½	30	3	1½	..	..	275	2	..	15	..	..
Murrurundi ..	A	86	878	81268	36103	118249	341	40	190	43½	½	..	15½	..	117	..	..	..	..	1	15	1½	..	..	..	..
	B	29	440½	236535	26608	313583½	44	39	30	¾	..	20	72	..	76	..	..	..	..	..	3½	..	..	..	..	..
	C	2	56	110	20	186	19	..	10	..	..	24	..	..	..	..	..	..	..	..	1	..	..	..	..	..
	D	9	80	1353	375	1808	22	1	....	18	..	2	..	..	24½	..	..	..	..	..	½	..	..	..	..	..
	Total ..	126	1454½	369266	63106	433826½	426	80	230	62½	½	46	87½	..	217½	..	..	..	..	1	20½	1½	..	..	..	..
Muswellbrook and Merton.	A	215	2269½	51042	29716	83027½	1312	77	160	69	26	1	7½	3	25	..	2	..	..	..	20	½	..	..	..	..
	B	47	810½	136759½	17305	154874½	86½	5	64½	2	18	2	5	3	117	..	..	..	..	..	3½	½	..	7	..	..
	C	7	56	9066	310	9432	36	..	4	..	..	..	..	..	..	..	..	..	..	..	..	..	..	..	..	..	..
	D	22	134	5876	4800	10810	47	3	6	9	5	..	1	..	16½	..	..	..	..	..	1½	..	..	..	..	..
	Total ..	291	3269¾	202243¼	52131	257644	1481½	85	234½	80	49	3	13½	6	158½	..	2	..	..	..	24½	1	..	7	..	..
Narrabri	A	47	192½	6248½	13293¾	19734¾	15	28	103½	9	..	..	..	..	10½	..	..	..	..	..	9	2	..	..	..	..
	B	14	42½	3690¾	17616	21349	3	4	14	..	..	..	..	..	5	..	..	..	..	..	..	..	..	..	..	..
	C	11	35	18½	2908½	2962	3½	..	15	..	..	5	..	..	2	..	..	..	..	..	1	..	..	..	..	..
	D	6	63	316	309	693	1	..	38	..	..	..	..	..	18½	..	..	..	..	..	3	..	..	..	..	..
	Total ..	78	333	10273½	34127¼	44733¾	22½	32	170½	9	..	5	..	..	36	..	..	..	..	..	13	2	..	..	..	..
Newcastle	A	72	214	3934	2670	6818	....	..	16	2	2	..	..	..	1	2	..	..	½	1	3½	..	..	4	..	..
	B	77	294	4564	4473	9331	....	..	33	4	..	..	3	..	3½	..	..	..	..	1	6	..	..	..	..	..
	C	5	7	247	46	300	....	..	....	..	..	..	..	..	..	..	..	..	..	..	..	..	..	..	..	..
	D	90	682½	9158	5979	15819½	....	..	146¼	11	7	..	19	..	50	4	..	..	4	19	27	..	..	10	..	..
	Total ..	244	1197½	17903	13168	32269½	....	..	195½	17	9	..	22	..	54½	6	..	..	4½	21	36½	..	..	14	..	..
Orange	A	467	13481	42348	16123½	71957½	8167	723	1039	42	18½	45	20	1061½	1106	..	2	31	..	..	590½	..	..	1	..	..
	B	124	3781½	29829	15089	48699½	1158	206½	197½	9	3	..	1	363½	553	..	½	..	..	..	120	3¾	..	..	..	..
	C	61	1374½	4647	726	6747½	696	95	107	20	1	..	..	74	255	24½	..	..	..	..	54½	..	..	..	..	..
	D	90	1533	10012½	12391	23936½	664½	118	74	..	5	28	1	79	432	..	4	1	..	..	55	..	..	..	..	..
	Total ..	742	20169¾	86836½	44334½	151340½	10685½	1202½	1417½	71	27½	73	22	1578	2346	24½	6½	32	..	..	820	3¾	..	1	..	..
Oxley	A	128	591½	11586½	28604	40782	2	243	....	..	..	1	..	..	296½	..	5	..	..	..	5	..	..	..	..	..
	B	39	309½	9342½	10320	19693¾	2	108½	....	..	..	..	..	..	181½	..	..	..	..	..	..	..	..	..	..	..
	C	8	50	80	704	834	....	40	....	..	..	..	..	..	10	..	..	..	..	..	..	..	..	..	..	..
	D	7	28	50	102	180	....	..	....	..	..	..	..	..	27	..	..	..	..	..	..	..	..	..	..	..
	Total ..	182	979½	105141	132614	238734½	4	391½	....	..	..	1	..	..	515	..	5	..	..	..	5	..	..	..	..	..
Parramatta ..	A	9	84½	1072½	161	1318	....	..	....	½	..	..	..	..	45	..	..	..	..	..	..	..	..	..	..	..
	B	625	5706½	36359	2528½	44594½	1	68½	35	21½	5	26	20½	2	1035¾	27	3	..	..	1	10½	..	1	22½	..	..
	C	7	17	43	....	60	....	..	....	..	..	..	..	..	..	..	..	..	..	..	..	..	..	..	..	..	..
	D	211	1216½	20514½	2700½	24431½	....	22	2	20	..	2	22	..	473	8	..	..	..	..	¾	..	..	12½	..	..
	Total ..	852	7024¾	57989	5390½	70404	1	90½	37	42	5	28	42½	2	1553¾	35	3	..	..	1	11	..	1	35	..	..
Paterson	A	84	301	6443½	6484½	13229	68½	....	122½	..	3	2½	7	½	½	..	..	..	..	..	12½	23	..	..	..	..
	B	67	1103	46948	25860	73911	142	6	461	2	72½	..	39	..	10	..	1	..	..	..	22	27½	..	1	..	..
	C	7	19	194	247	460	....	..	9	..	7	..	..	..	..	..	..	..	..	..	..	2	..	..	..	..
	D	138	1792¼	12761½	21221	35774½	421	7	887	13½	104	..	35½	..	34	..	..	4	..	1	31½	76	..	..	..	..
	Total ..	296	3215¼	66346¾	53812½	123374½	631½	13	1479½	15½	186½	2½	81½	½	44½	..	1	4	..	1	66	128¾	..	1	..	..
Patrick's Plains..	A	308	2700½	151654½	93047½	247402	826	104	480½	36	54½	2	35	21	18	6	1½	2½	..	..	52	30½	1	8	..	2¼
	B	83	1136½	56873½	13973½	71982½	467	16	221	26½	21	..	13	..	27	9	1	..	..	..	15	4	1	3	..	..
	C	100	1587¼	20552½	704	22843½	478	37	548	37	20	..	26½	6	20	4	3½	4½	..	4½	57½	12½	..	2	..	..
	D	63	1048	42211½	6237	49496½	453	10	323	13	19	..	13½	..	28	..	..	1	..	..	25½	14½	..	..	..	..
	Total ..	554	6472	271291½	113961½	391725	2224	167	1581½	112½	114½	2	98	27	93	19	6	8	..	4½	150	61½	2	13	..	2¼
Penrith	A	11	27	250	248	525	....	..	....	..	..	..	..	..	..	..	..	..	..	..	..	..	..	..	..	..
	B	217	2481¼	58118¼	2216	62815½	23	32½	923½	½	7	6	36¾	12	900	3	2	3	5	¾	16⅔	..	..	8	..	..
	C	3	20	156	....	176	....	..	20	..	..	..	..	..	..	..	..	..	..	..	..	..	..	..	..	..	..
	D	254	4212½	58054½	841	63108	94½	115½	2070½	7	30	43	49¼	44	1387½	4	20½	7	..	1	23½	..	..	7½	..	..
	Total ..	485	6740¾	116578¾	3305	126624½	117½	148	3020	7½	37	49	86	56	2296½	7	22½	10	5	1¾	40½	..	..	15½	..	..

AGRICULTURE—*continued.*

Crops.							Produce.																Vineyards.					
	Sown Grasses.																	Hay.				Wine-making.			Table use.		
Arrowroot.	For Hay.	For Green Food for Cattle.	Vineyards.	Gardens and Orchards.	All other in Crop.	Total number of Acres under Crop.	Wheat.	Maize.	Barley.	Oats.	Rye.	Millet.	Potatoes.	Tobacco.	Sorghum and Imphee (Grain).	Sugar-cane.	Sugar produced.	Arrowroot.	Wheat.	Barley.	Oats.	Sown Grasses.	No. of Acres.	Wine produced.	Brandy Manufactured.	No. of Acres.	Quantity obtained.	Vines unproductive.
acs	acres	acres	acres	acres	acres		bushels	bushels	bhls.	bushels	bhls.	bhls.	tons	lbs.	ton	cwt.	cwt.	lbs.	tons	tons	tons	tons		gallons	galls.		tons	acres
..	57½	62	2½	7¾	7	6618½	4783 2½	25217	1220	3070	..	..	373¾	..	..	....	..	..	89	14	389	63½	..	....	..	2½	12	..
..	33½	110	5	35	6½	651½	34540	995	120	161	..	..	4¼	..	..	....	..	..	30	..	639	40	4	1200	30	..	..	½
..	..	..	½	..	..	66	328	250	..	....	..	..	1	..	..	....	..	..	10	..	8	..	..	..	..	½	½	..
..	54	3	1	7½	..	374	1484	2397	..	98	..	..	7¾	..	..	....	..	..	5	..	40	22	1	..	5	..	..	..
..	145	175	9	114¼	13½	7710	8418 4½	28859	1340	3329	..	..	386½	..	..	....	..	..	134	14	1076	125¼	5	1200	35	3½	12½	½
..	95½	76¾	21½	52½	10	62013	63305	20477	235	402	..	..	289¾	200	..	....	..	..	100½	4	240¾	124½	18¼	3620	45	3¼	3½	..
..	321	881½	25	83	4	3376	12526	11106	695	1276	30	..	200	4	..	....	..	..	58	10	357½	567½	15¾	1280	10	3¼	1½	6
..	..	5	..	1	..	370¾	2084	5620	585	230	..	..	12½	..	..	....	..	..	7½	..	31	..	..	..	..	..	..	..
..	233½	61	6	12¾	1	2973	14853	34190	1415	1778	25	..	102	100	..	....	..	..	45	10	315	314	4	400	..	2	2	..
..	650	1024	52½	149¼	15	12921¼	92768	71393	2930	3686	55	..	604½	304	..	....	..	..	211	24	944	1006	38	5300	55	8½	7	6
..	34½	27½	12¼	37½	11¼	878	6612	3190	10	....	..	..	18	312	..	....	..	..	110	..	179	43	9¼	3750	..	3	11	..
..	63	80	4	8	..	440½	840	370	..	30	..	..	10	..	..	....	..	..	53	10	224	79	..	..	..	..	..	4
..	..	..	..	2	..	56	250	100	..	....	..	..	1	..	..	....	..	..	..	50	..	..	..	..	..	..	..	..
..	..	..	..	12	..	80	100	....	..	....	..	..	..	½	..	....	..	..	2	4	39	..	..	..	..	..	..	..
..	97½	107½	16½	59½	11½	1454½	7802	3660	10	30	..	..	29½	312	..	....	..	..	165	64	442	122	9¼	3750	..	3	11	4
..	144½	240½	21	100	60½	22691	18988	2635	379	65	24	..	42½	1000	..	....	..	..	67	3	35	195½	16	5350	..	2	4	3
..	300	94½	40½	39½	22	810¼	1334	762	317	45	..	..	7	500	..	....	..	..	5½	2	167	180	25¼	12800	40	6¾	6½	8
..	4	3	1	5	3	56	601	60	..	....	..	..	..	..	..	....	..	..	..	..	..	8	1	500	..	..	..	..
..	20	8½	2	8½	6	134	918	80	50	....	..	..	3	..	..	....	..	..	3	..	26½	38	..	..	..	..	..	2
..	468½	346½	64¼	153¼	91½	32693¼	21841	3537	746	110	24	..	52½	1500	..	....	..	..	75½	5	228½	421½	42½	18650	40	8¾	10½	13
..	..	..	1	10½	4	192½	98	900	..	....	..	..	13	1120	..	....	..	..	47	..	17½	..	..	..	..	1	*	..
..	..	9	½	2	5	42½	40	96½	..	....	..	..	..	..	..	....	..	..	5	..	10	..	..	..	..	½	*	..
..	..	..	..	4	4½	35	22	165	..	....	..	..	2	..	..	....	..	..	..	10	1	..	..	..	..	..	..	..
..	..	..	..	2½	5	68	25	212	..	....	..	..	3	..	..	....	..	..	..	..	24	..	..	..	..	..	..	..
..	..	9	1½	19	18½	338	185	1373½	..	....	..	..	18	1120	..	....	..	..	52	10	52½	..	..	..	..	1¾	..	..
..	1	20	2½	135½	23	214	....	365	40	....	..	8	6	..	..	....	..	..	..	..	2	2	..	....	..	½	¾	2
..	..	63	29	145½	6	294	....	810	..	....	..	..	17	..	..	....	..	..	..	..	6	..	21	9100	..	8	21½	..
..	..	..	..	5	2	7	....	....	..	....	..	..	..	..	..	....	..	..	..	..	..	..	..	..	..	..	..	..
..	15	282½	5	73	9½	682½	....	3385	52	....	..	100	95½	..	..	....	..	..	..	..	103	45	4	1880	..	1	1	..
..	16	365½	36½	359	40½	1197½	....	4560	92	....	..	108	118½	..	..	....	..	..	..	..	111	47	25	10980	..	9½	23	2
..	40	262½	1	292½	33½	13481	108678	15711	241	17527	45	..	1871	..	..	....	..	..	503½	37½	863½	43¼	1	500	..	..	..	..
..	73	901	8½	113	10	3781½	14648	3217	16	5806	15	..	467	..	..	....	..	..	459	..	461½	67½	..	..	..	..	..	8½
..	..	1	..	29½	17	1374½	9163	2070	25	1450	..	..	187½	..	..	....	..	..	64	..	169½	..	..	..	..	..	..	..
..	..	15	2	31½	23	1533	8461	1040	130	1695	20	..	143½	..	..	....	..	..	101	31	460	..	..	..	..	..	..	..
..	113	1179½	11½	466½	88½	20169¾	140950	22038	412	26478	80	..	2669	..	..	....	..	..	1127½	68½	1954½	111	1	500	..	..	..	10½
..	2	20	..	17	..	591½	24	....	..	....	40	..	6	..	..	....	..	..	297	1	300½	..	..	..	..	..	..	..
..	2	..	¼	15½	..	309¾	26	....	..	....	..	..	..	..	..	....	..	..	168½	..	191	..	..	..	..	¼	½	..
..	..	..	..	..	..	50	....	....	..	....	..	..	..	..	..	....	..	..	60	..	10	..	..	..	..	..	..	..
..	..	..	..	1	..	28	....	....	..	....	..	..	..	..	..	....	..	..	..	..	46	..	..	..	..	..	..	..
..	4	20	¼	33½	..	979¼	50	....	..	....	40	..	6	..	..	....	..	..	525½	1	547½	..	..	..	..	½	½	..
..	..	..	2	37	..	84½	....	....	..	....	..	..	..	..	..	....	..	..	..	..	18½	..	..	..	..	2	1	..
½	11	136¾	224½	403 2¾	21½	5706½	15	748	100	10	40	..	13¾	..	¼	....	..	224	56	13½	520¾	9	51½	5320	100	142½	167	31
..	..	..	..	17	..	17	....	....	..	....	..	..	..	..	..	....	..	..	16	..	..	..	..	..	..	..	..	..
..	..	1	18	624¾	10½	1216½	....	40	..	....	..	..	¾	..	..	....	..	..	..	1½	208½	..	..	..	..	15	11½	3
½	11	137¾	244½	4711½	32	7024¾	15	788	100	10	40	..	14½	..	¼	....	..	224	72	15	747¾	9	51½	5320	100	159½	179¾	34
½	..	2½	18½	9½	30¼	301	631	2570	51	21	..	..	16	16050	..	....	..	50	..	2	..	..	13	1600	..	1	1	4½
..	25½	30½	124¼	92	46½	1103	1954	14160	1472	....	20	..	39¼	29500	..	....	..	..	6	..	15	82	104	29090	..	3¾	¾	16½
..	..	..	..	..	½	19	....	90	160	....	..	..	1	1700	..	....	..	..	..	..	..	..	..	....	..	..	..	..
..	23	38½	22	10½	84	1792¼	5561	19936	2154	....	..	..	49¾	70540	..	....	..	..	8	..	24	64	15½	5000	..	½	½	6
½	48½	71½	164¾	112	161¼	3215¼	8146	36756	3837	21	20	..	106	117790	..	....	..	50	14	2	39	146	132½	35690	..	5½	2	27
..	428½	60	215	168¾	138½	2700½	9944	9221	1080	430	26	..	98½	29616	1	....	..	..	192	9	31	957	170	49740	60	31	50½	14
..	182	41¾	26½	26¾	35	1136¼	5850	2980	284	....	20	..	29¾	5500	1	....	..	..	21	..	14	364	15¼	6610	..	9¼	12	2
..	212½	17	39½	19¼	28	1587¼	7021	9855	326	....	44	..	126	8290	..	....	..	..	37	..	31½	511½	29¾	6610	..	1	1	9
..	26½	31½	27	7½	55	1048	6293	6454	309	....	..	..	41	37461	..	....	..	..	20	..	42	33	20¾	5550	..	1	1	5½
..	849½	150¼	308	222¼	256½	6472	29108	28510	1999	1430	90	..	295½	80867	2	....	..	..	270	9	118½	1865½	235¼	68510	60	42¼	64½	30½
..	..	..	..	27	..	27	....	....	..	....	..	..	..	..	..	....	..	..	..	..	..	..	..	..	..	..	..	..
..	38½	11	119¾	307¾	15½	2481¼	241	28446	120	330	20	12	23½	..	..	....	..	..	36	..	466½	81½	108	22460	372	5	6¼	6¾
..	..	..	..	..	..	20	....	800	..	....	..	..	..	..	..	....	..	..	..	..	..	..	..	..	..	..	..	..
..	144	4	28½	118¼	7½	4212½	707	60915	300	536	185	..	25½	..	..	....	..	..	86¾	48	583	239½	20	2500	47½	2	2	6½
..	182½	15	148¼	453	22¾	6740¾	948	90161	420	866	205	12	48¾	..	..	....	..	..	122¾	48	1049½	321	128	24960	419½	7	8½	13¼

* Quantity not given by producers

AGRICULTURE—*continued.*

Name of Police District.		Number of Holders of Land exceeding one Acre.	Extent of Land in Cultivation.	Extent of Land enclosed but not in Cultivation.	Extent of Land unenclosed.	Total Extent of Holdings.	Crops. Wheat. For Grain.	Wheat. For Hay.	Maize. For Grain.	Maize. For Green Food for Cattle.	Barley. For Grain.	Barley. For Hay.	Barley. For Green Food for Cattle.	Oats. For Grain.	Oats. For Hay.	Oats. For Green Food for Cattle.	Rye. For Grain.	Rye. For Green Food for Cattle.	Millet. For Grain.	Millet. For Green Food for Cattle.	Potatoes.	Tobacco.	Sorghum and Imphee. For Grain.	Sorghum and Imphee. For Green Food for Cattle.	Sugar-cane. Productive.	Sugar-cane. Unproductive.
			acres	acres	acres	acres	acres	acres	acres	acres	acres	acres	acres	acres	acres	acres	acres	acr	acr.	acres	acres	acres	acr.	acres	acres	acres	acres
Port Macquarie	A	126	962½	5983¾	4101¾	11048	6	..	757	4	3½	..	3	17	2	4	..	..	..	..	19½	1½	..	..	½	15	18½
	B	137	1795¼	12840¾	27443	42079	..	..	1340½	9	5	..	16	5	16	25	..	..	..	..	31½	..	..	..	..	..	88
	C	10	160	493	38	691	..	..	125	..	2	..	1	2	1	2	..	..	..	½	2	2	..	..	..	..	20
	D	40	585	5328	20132	26045	..	..	509	..	9	..	1	5	3	7	..	..	..	..	9½	2	..	..	..	..	17½
	Total ..	313	3502¾	24645½	51714¾	79863	6	..	2731½	13	19½	..	21	29	22	38	..	..	..	½	62¾	6¼	..	½	15	144
Port Stephens	A	99	770½	3843½	2829	7443	23	..	594	26	15½	..	1	33½	1	½	..	..	..	..	29¾	16¾	..	..	..	..
	B	78	791	10745½	1640	13176½	99	..	555	..	14	..	2	3	21	..	..	..	..	..	17	2¾	..	..	..	..
	C	2	....	100	20	120	..	..	..	..	..	..	..	..	..	..	..	..	..	..	..	..	..	..	..	..
	D	88	1134	10947½	456½	12538	217½	..	756	..	62¼	..	4	11½	5½	..	..	..	..	..	24½	10	..	..	..	..
	Total ..	267	2695½	25636½	4945½	33277½	339¼	..	1905	26	91¾	..	7	48	27½	½	..	..	..	..	71¼	29½	..	..	..	..
Queanbeyan	A	386	4064	29802½	31579¾	65446	2790	22	174½	4¼	67½	22½	..	201	341	38	..	..	..	..	221¾	..	..	..	..	..
	B	115	2707¾	120358	127678¾	250744¼	11661	21	20	¼	36½	7¼	7½	117½	432	10	16½	..	..	..	74½	..	..	5	..	..
	C	10	170	307	145	622	142	2	..	..	..	..	..	5	17	..	..	..	..	..	4	..	..	..	..	..
	D	92	1731	12215	18360	32306	1032½	57	113	4½	11	2½	3	76½	348¼	..	..	..	..	..	48	..	..	..	..	..
	Total ..	603	8672¾	162682¼	177763½	349118½	5131	102	307½	9	115	32¼	10½	400	1138½	48	16½	..	..	..	348¼	..	..	5	..	..
Raymond Terrace	A	27	76½	1697½	559	2333	3	..	18	2	..	..	..	..	..	..	..	..	..	4	6½	4	..	..	..	..
	B	110	1047½	27636½	4715¾	33399½	....	..	434	..	14	1	18	4	130	1	..	..	23½	15½	26	¼	..	6	1	8
	C	3	2	178	....	180	....	..	..	..	..	..	..	..	..	..	..	..	..	1	..	..	..	..	..	..
	D	179	2989¾	14755¼	3451	21196	8	..	1708	3	77	53	56½	12	392	10	7	2	57	34½	96¾	1	..	7	..	1
	Total ..	319	4115½	44267	8725¾	57108½	11	..	2160	5	91	54	74½	16	522	11	7	2	80½	55	129¼	5¼	..	13	1	9
Richmond River	A	553	4428¾	39145½	35806¾	79381	9	..	2554	37	3	..	1	..	33	5	..	..	..	..	34½	..	½	..	148½	558½
	B	84	565¾	35689½	19442	55697¼	....	..	238	2	..	..	20	1	59¼	1	..	..	..	..	3	..	..	3	35	39
	C	19	148	1478	388	2014	....	..	119	..	..	..	..	..	7	2	..	..	..	8	..	..	..	..	..	3
	D	16	164	615½	285	1064½	....	..	142	..	..	..	..	..	..	..	..	..	..	..	2	..	..	..	4	..
	Total ..	672	5306½	76928½	55921¾	138156¾	9	..	3053	39	3	..	21	1	99½	8	..	..	..	8	39¼	..	½	3	187½	600½
Rylstone ..	A	282	1418	151583¾	15564½	32141¼	771	8	229	..	26½	1	..	50	51	..	2¼	..	..	..	111¾	9	..	..	..	..
	B	111	832¾	91871	23535	116238½	78	2	92	..	12	8	4	13½	152½	15	13	..	..	..	44¼	..	..	..	..	..
	C	19	167	606	1180	1953	77	..	31	..	1½	1	..	1	15	..	..	..	..	..	10½	..	..	..	..	..
	D	33	455	3193	2845	6493	70	1	87	..	15	..	..	10	151	..	..	..	..	..	40½	..	..	..	..	..
	Total ..	445	2872¾	110828¾	43124½	156826	996	11	439	..	55	10	4	74½	369½	15	15¼	..	..	..	207	9	..	..	..	..
Scone ..	A	235	1479	25776¼	37191	64446¼	1236¾	6	108	..	4	..	..	..	20	..	..	..	..	..	18	..	..	..	..	..
	B	69	597	53361¾	66345	120303¾	368	13	32	..	5	2	6	..	2	..	..	..	..	..	4	..	..	..	..	..
	C	9	50	240	7140	7430	45	..	5	..	..	..	..	..	..	..	..	..	..	..	..	..	..	..	..	..
	D	14	239	2118	3251	5608	10	..	14	..	3	..	..	..	17	..	1	..	..	..	1	..	..	..	..	..
	Total ..	327	2365	81496	113927	197788	1659½	19	159	..	12	2	6	..	39	..	1	..	..	..	23	..	..	..	..	..
Shoalhaven	A	258	1507	18087½	14598¾	34192¾	27	1	298½	17	10	..	1	68	16	51	20	39	..	..	72	..	..	2	..	..
	B	135	1709¾	24108¼	40387½	66205¼	9¾	..	1131	1	..	..	16	115½	7½	48	13	60	..	..	64½	..	..	..	..	..
	C	24	104	1435	852	2391	4	..	56	6	1	..	..	19	8	..	..	3	..	..	7	..	..	..	..	..
	D	343	6117	16023¾	8686	30826¾	6	..	5542½	22	4	..	19	62½	43	60½	6	..	..	..	267½	..	..	4½	..	..
	Total ..	760	9437¾	59654½	64523¾	133616	46¾	1	7028	46	15	..	36	265	74½	159½	39	102	..	..	411	..	..	6½	..	..
Tamworth	A	567	5863½	89932	1718453¾	267641	4080¾	345	745½	49	9½	6½	25½	2	145	37½	3½	..	..	..	60¾	..	..	2	..	..
	B	124	1063¼	3234501¼	127969½	452483	365	117	156	1	11½	40½	4	14	79	..	..	..	..	..	35½	..	..	..	..	..
	C	24	292	881	1569	2742	210	3	43½	7	2	..	1	..	..	..	..	..	..	..	10½	..	..	..	..	..
	D	19	83½	394	1649½	2127	50	3	9	..	1	..	..	..	2	3	..	..	..	..	1	..	..	2	..	..
	Total ..	734	7302	4146571¼	3030333½	724993	4705¾	468	954	57	23¾	46¾	30¼	16	226	40½	3½	..	..	..	108	..	..	4	..	..
Tenterfield	A	150	1904½	6380	9812	18096½	860	94	385	7	6½	3	..	20	200½	..	..	..	..	..	260	..	..	..	..	..
	B	38	565½	3658½	5483½	9707½	267½	11	73¼	1	11	..	11	21	101½	..	..	..	2	..	45½	..	..	..	..	..
	C	13	86	369	641	1096	26½	1	27	..	..	..	..	2	21½	..	..	..	..	..	8	..	..	..	..	..
	D	1	13½	23½	12	49	9	..	..	..	..	4	..	..	..	..	..	..	..	..	½	..	..	..	..	..
	Total ..	202	2569¼	10431	15948¼	28948¾	1163	106	485¼	8	17½	7	11	43	323¾	..	..	..	2	..	314	..	..	..	..	..
Tumut ..	A	307	3000	74155¾	12768	89923¾	1067	..	513¾	3	36	3	4	147½	203	..	2	..	..	..	157½	..	..	24	..	..
	B	140	1544	25712½	2166½	29423	389½	4	403½	1	21	..	4	81½	173½	..	2	..	..	..	48¼	..	..	1	..	..
	C	9	75	841	207	1123	29	..	32	..	..	..	..	..	1	..	..	..	..	..	9	..	..	..	..	..
	D	54	867½	5299	291	6457½	213	..	491½	..	3	12	¾	38	52	..	..	..	..	..	38¼	..	..	..	..	..
	Total ..	510	5486½	106008¼	15432½	126927	1698½	4	1440¼	4	60	15	8¾	267	429½	..	4	..	..	..	253½	..	..	25	..	..
Tweed River	A	59	636	1356	8861	10853	....	..	278	8	1½	..	..	½	1	..	..	..	..	..	24½	..	..	..	98½	156
	B	1	4	304	652	960	....	..	....	..	..	..	..	..	..	..	..	..	..	..	..	..	..	..	..	..
	C	1	10	20	290	320	....	..	....	..	..	..	..	..	..	..	..	..	..	..	..	..	..	..	..	10
	D	....	....	.....	....	....	....	..	....	..	..	..	..	..	..	..	..	..	..	..	..	..	..	..	..	..
	Total ..	61	650	1680	9803	12133	....	..	278	8	1½	..	..	½	1	..	..	..	..	..	24½	..	..	..	98½	166

AGRICULTURE—*continued.*

Crops.							Produce.																Vineyards.					
	Sown Grasses.																	Hay.				Wine-making.			Table Use.		
Arrowroot.	For Hay.	For Green Food for Cattle.	Vineyards.	Gardens and Orchards.	All Other in Crop.	Total Number of Acres under Crop.	Wheat.	Maize.	Barley.	Oats.	Rye.	Millet.	Potatoes.	Tobacco.	Sorghum and Imphee (Grain.)	Sugar-cane grown.	Sugar produced.	Arrowroot.	Wheat.	Barley.	Oats.	Sown Grasses.	No. of Acres.	Wine produced.	Brandy manufactured.	No. of Acres.	Quantity obtained.	Vines Unproductive.
acs	acres	acres	acres	acres	acres		bushels	bushels	bshls	bushels	bshls	bshls	tons	lbs.	tns	cwt.	cwt.	lbs.	tons	tons	tons	tons		galls.	galls.		tons	acres
1¾	..	43½	13½	26½	26	962½	100	31090	75	165	..	..	50½	2700	..	5440	220	2400	..	..	4	..	12½	1730	..	..	..	1
..	..	117½	60	52¼	28¾	1795¼	....	49891	93	72	..	..	70	700	..	....	..	..	..	..	32	..	55¾	17490	..	1	¾	3½
..	..	..	..	..	2½	160	....	5200	42	80	..	..	4	1200	..	....	..	..	..	..	3	..	..	..	..	..	..	..
..	..	1½	10	3	7½	585	....	20200	240	200	..	..	24	1000	..	....	..	..	..	..	7	..	3	1000	..	..	..	7
1¾	..	162½	83½	81½	64¾	3502¾	100	106381	450	517	..	..	149	5600	..	5440	220	2400	..	..	46	..	71¼	20220	..	1	¾	11¼
1½	..	⅛	..	25¾	2	770½	209	12350	251	500	..	..	78	12446	..	....	..	1650	..	..	2	..	..	..	..	..	..	..
⅜	..	16	11	31¼	18½	791	1725	8336	260	60	..	..	34½	1400	..	....	..	600	..	..	26½	..	9	3400	52	1	5	1
..	..	..	..	..	..	....	....	....	..	....	..	..	..	..	..	....	..	..	..	..	..	..	..	..	..	..	..	..
..	..	..	..	10	33	1134	3374	10990	1352	253	..	..	49¾	7162	..	....	..	..	..	..	7½	..	..	..	..	..	..	..
1¾	..	16½	11	67	53½	2695½	5308	31676	1863	813	..	..	162¼	21008	..	....	..	2250	..	..	36	..	9	3400	52	1	5	1
..	2	92	¼	59½	27½	4064	43297	3305	1709	4418½	..	..	768½	..	..	....	..	..	28	38	381	4	..	..	..	½	½	..
..	62	574½	6	71½	79¼	2707¾	20830	470	871	3043	150	..	301	..	..	....	..	..	30½	10	443½	55	..	..	..	2¼	5	3½
..	..	..	..	..	..	170	2500	....	..	90	..	..	14	..	..	....	..	..	2	..	16	..	..	..	..	..	..	..
..	..	14	..	19½	1½	1731	17749	3218	470	1849	..	..	165	..	..	....	..	..	40	2	397	..	..	..	..	..	..	..
..	64	680½	6¼	150½	108¼	8672¾	84376	6993	3050	9400½	150	..	1248½	..	..	....	..	..	100½	50	1237½	59	..	..	..	2¾	5½	3½
1	..	..	13	23	2	76½	12	307	..	....	..	..	12½	2800	..	....	..	1200	..	..	..	..	7	1200	..	..	..	6
..	154	20	89½	6½	..	1047½	....	1925	188	50	..	400	55½	224	..	400	20	..	..	1½	153	241	83	19700	..	2¼	3½	4
..	..	..	..	1	..	2	....	....	..	....	..	..	..	..	..	....	..	....	..	..	....	....	..	....	..	..	..	..
½	349	42	29	32½	11	2989¾	213	4214	1194	171	49	1202	189½	800	..	....	..	1000	..	63	493½	475	19	5020	..	9	8	1
1½	503	62	131¼	152	19½	4115¾	225	6446	1382	221	49	1602	257½	3824	..	400	20	2200	..	64½	646½	716	109	25920	..	11¼	11¼	11
26	..	855½	13¾	146	16	4428¾	360	88089	55	....	..	..	59¾	..	..	45602	2491½	30960	..	..	44½	..	1⅜	480	..	¼	..	..
..	2	114¾	4	43¾	..	565¾	....	9620	..	3	..	..	7	..	..	9960	640	..	..	..	143⅜	..	2	300	..	2	3	..
..	..	1	..	8	..	148	....	5580	..	....	..	..	..	..	..	....	....	..	..	..	10½	2	..	..	..	..	..	..
..	..	15	..	1	..	164	....	5020	..	....	..	..	2½	..	..	2000	100	..	..	..	..	..	..	..	..	..	..	..
26	2	986	5¾	198¾	16	5306½	360	108309	55	3	..	..	69½	..	..	57562	3231½	30960	..	..	198½	2	3½	780	..	2¼	3	..
..	33½	81¾	..	42½	1	1418	9513	3485	408	675	23	..	299	70	..	....	..	..	8	1	46	32	..	..	..	..	..	..
..	87	290	..	21½	..	832½	1165	1765	150	250	182	..	133	..	..	....	..	..	4	15	153½	87	..	..	..	..	..	..
..	19	7	..	4	..	167	1160	570	50	20	..	..	24	..	..	....	..	..	..	1	18	54	..	..	..	..	..	..
..	60	14	..	6½	..	455	1053	2195	200	220	..	..	134	..	..	....	..	..	2	..	103	62	..	..	..	..	..	..
..	199½	392¾	..	74¼	1	2872¾	12891	8015	808	1165	205	..	590	70	..	....	..	..	14	17	320½	235	..	..	..	..	..	..
..	30	32	1½	19	4	1479	22067	2666	103	....	..	..	30¾	..	..	....	..	..	7	..	41	47	..	..	..	..	..	1½
..	88	26	22	15	14	597	7366	920	204	....	..	..	8	..	..	....	..	..	30	2	4	241	10	1550	..	5	1½	7
..	..	..	..	..	..	50	900	100	..	....	..	..	..	..	..	....	..	..	..	..	..	..	..	..	..	..	..	..
..	16	176	..	1	..	239	175	30	25	....	6	..	2	..	..	....	..	..	..	..	23	52⅜	..	..	..	..	..	..
..	134	234	23½	35	18	2365	30508	3716	332	....	6	..	40¾	..	..	....	..	..	37	2	68	340½	10	1550	..	5	1½	8½
..	7	867	..	10½	..	1507	218	10230	139	1364	142	..	201	..	..	....	..	..	..	..	15	5	..	..	..	..	..	..
..	23	173½	..	37	10	1709¾	186	44062	..	1198	140	..	235½	..	..	....	..	..	..	..	22	17	..	..	..	..	..	..
..	..	..	..	..	..	104	100	1660	40	220	..	..	18	..	..	....	..	..	..	..	4	..	..	..	..	..	..	..
..	7	61½	..	10	1	6117	45	184299	40	1056	90	..	838½	..	..	....	..	..	..	..	57	5	..	..	..	..	..	..
..	37	1102	..	57½	11	9437¾	549	240251	219	3838	372	..	1293	..	..	....	..	..	..	..	98	27	..	..	..	..	..	..
..	102¼	40¼	4	94½	110¾	5863½	77887	11552	167	16	2	..	107¼	..	..	....	..	..	319	8½	140	247	..	..	..	2	2	2
..	120	18	12½	66	23	1063¾	7635	2205	287	260	..	..	94	..	..	....	..	..	94	40½	123	250	11	1245	15	1	4	½
..	2	1	..	4	8	292	4188	575	200	....	..	..	23	..	..	....	..	..	1½	..	..	10	..	..	..	..	..	..
..	6½	..	..	5	1	83½	1005	130	20	....	..	..	6	..	..	....	..	..	4	..	5½	3	..	..	..	..	..	..
..	230¾	59½	16½	169¼	142¾	7302	90715	14462	674	276	2	..	230¼	..	..	....	..	..	418½	49	268½	510	11	1245	15	3	6	2½
..	20½	6	3	23¾	15	1904½	19856	9924	155	578	..	..	689½	..	..	....	..	..	74	3	381½	31½	1	200	..	2	1	..
..	10½	..	½	9¾	..	565½	5520	1358	211	205	..	6	133	..	..	....	..	..	19	..	138	24	½	105	..	..	..	..
..	..	..	..	..	..	86	540	440	..	40	..	..	16½	..	..	....	..	..	2	..	25½	..	..	..	..	..	..	..
..	..	..	..	..	..	13½	180	....	..	....	..	..	1	..	..	....	..	..	..	..	4	..	..	..	..	..	..	..
..	31	6	3½	33¼	15	2569½	26096	11722	366	823	..	6	840	..	..	....	..	..	95	3	549	55½	1½	305	..	2	1	..
..	7	738½	9	81½	3½	3000	20222	12870	705	4505	38	..	484	..	..	....	..	..	..	5	320	10	7	1450	..	½	½	1½
..	2	313	14	85½	..	1544	8880	14030	425	2285	50	..	164	..	..	....	..	..	4	..	330	3	8½	1950	..	5	6	½
..	..	..	..	4	..	75	325	1980	..	....	..	..	28	..	..	....	..	..	..	..	2	..	..	..	..	..	..	..
..	..	..	9½	9½	..	867½	4380	16235	..	1310	..	..	126	..	..	....	..	..	..	32	130	..	7	1200	18	2½	5	..
..	9	1051½	32¼	180¾	3½	5486½	33807	45115	1130	8100	88	..	802	..	..	....	..	..	4	37	788	13	22½	4600	18	7¾	11½	2
½	..	33½	..	31	3	636	....	10678	35	15	..	..	50	..	..	94400	3980	1600	..	..	4	..	..	..	..	..	..	..
..	..	3	..	1	..	4	....	....	..	....	..	..	..	..	..	....	..	..	..	..	..	..	..	..	..	..	..	..
..	..	..	..	..	..	10	....	....	..	....	..	..	..	..	..	....	..	..	..	..	..	..	..	..	..	..	..	..
..	..	..	..	..	..	....	....	....	..	....	..	..	..	..	..	....	..	..	..	..	..	..	..	..	..	..	..	..
½	..	36½	..	32	3	650	....	10678	35	15	..	..	50	..	..	94400	3980	1600	..	..	4	..	..	..	..	..	..	..

AGRICULTURE—*continued.*

Name of Police District.		Number of Holders of Land exceeding one Acre.	Extent of Land in Cultivation.	Extent of Land enclosed but not in Cultivation.	Extent of Land Unenclosed.	Total Extent of Holdings.	Crops. Wheat. For Grain.	Wheat. For Hay.	Maize. For Grain.	Maize. For Green Food for Cattle.	Barley. For Grain.	Barley. For Hay.	Barley. For Green Food for Cattle.	Oats. For Grain.	Oats. For Hay.	Oats. For Green Food for Cattle.	Rye. For Grain.	Rye. For Green Food for Cattle.	Millet. For Grain.	Millet. For Green Food for Cattle.	Potatoes.	Tobacco.	Sorghum and Imphee. For Grain.	Sorghum and Imphee. For Green Food for Cattle.	Sugar-cane. Productive.	Sugar-cane. Unproductive.
			acres	acres	acres	acres	acres	acres	acres	acres	acs.	acres	acres	acres	acres	acres	acs.	ac.	ac.	acs.	acres	acs.	ac.	acs.	acres	acres
Wagga Wagga ..	A	271	31911½	102593	68759½	174543½	1056½	1641½	280½	23	35½	31	17½	472	819	4	4½	30	..	..	43½	..	..	..	½	½
	B	133	1874½	225794	172050½	399718½	278	110	45½	5	7	20	..	109½	803½	2	..	..	..	..	11¾	..	6	3½	..	5
	C	28	104	65950	76749	142803	5	..	....	..	..	..	..	..	97½	..	..	..	..	..	..	..	..	..	..	..
	D	33	316¼	32181½	801	43335½	25½	15	12½	1	3	..	1	50½	189½	2	1	1	..	..	3	..	..	1	..	..
	Total ..	465	5485¾	397555½	318359¾	721401	1365	289½	338¼	29	45½	51	18½	632	1909½	8	5½	31	..	..	58	..	6	5	½	5½
Walgett ..	A	4	....	.....	380	380	....	..	....	..	..	..	..	..	..	..	..	..	..	..	..	..	..	..	..	..	..
	B	2	....	.....	80	80	....	..	....	..	..	..	..	..	..	..	..	..	..	..	..	..	..	..	..	..	..
	C	Nil	....	.....	....	....	....	..	....	..	..	..	..	..	..	..	..	..	..	..	..	..	..	..	..	..	..
	D	Nil	....	.....	....	....	....	..	....	..	..	..	..	..	..	..	..	..	..	..	..	..	..	..	..	..	..
	Total ..	6	....	.....	460	460	....	..	....	..	..	..	..	..	..	..	..	..	..	..	..	..	..	..	..	..	..
Warialda ..	A	152	792½	19208	31040	51040½	165	90½	190½	23½	2	..	7½	7½	64½	1	..	..	..	4	23½	..	..	..	..	..
	B	78	550½	36373½	73310	110234	88	61¼	102½	30½	..	28	5½	..	67	..	..	..	..	..	4½	..	..	20	..	..
	C	42	106	4463	13396	17965	2	28	19	3	..	..	1	..	21	..	..	..	..	..	1	..	..	..	..	..
	D	11	80	7380	1175	8635	....	10	12	..	..	..	5	..	38	..	..	..	..	..	1	..	..	..	..	..
	Total ..	283	1529	67424½	118921	187874½	255	189¾	324	57½	2	28	18¾	7¼	190½	1	..	..	..	4	30	..	..	20	..	..
Wellington ..	A	252	3225½	10938	18990	33153½	1846	137½	451	103⅜	19½	..	2	70	384½	2	2	1	..	..	68	1	..	½	..	..
	B	182	2135½	40473	50580¼	93189	750½	153¾	334	30¾	21½	7¼	13¼	20	307½	..	2¼	2	..	..	34½	..	..	..	..	..
	C	17	8	20	12543	12571	7	1	....	..	..	..	..	..	..	..	..	..	..	..	..	..	..	..	..	..
	D	37	98¾	2169½	4798	7066½	25	..	63½	..	..	..	..	..	4	..	..	..	..	..	3	..	..	..	..	..
	Total ..	488	5468	53600½	86911¼	145979¾	2628½	292¼	848½	143	41	7¼	15¼	90	696	2	4¼	3	..	..	105¾	1	..	½	..	..
Wentworth ..	A	35	....	4646	3244	7890	....	..	....	..	..	..	..	..	..	..	..	..	..	..	..	..	..	..	..	..	..
	B	17	9	3691	1610	5310	....	..	....	..	..	..	..	..	..	..	..	..	..	..	..	..	..	..	..	..	..
	C	2	1	40	159	200	....	..	....	..	..	..	..	..	..	..	..	..	..	..	..	..	..	..	..	..	..
	D	Nil	....	.....	....	....	....	..	....	..	..	..	..	..	..	..	..	..	..	..	..	..	..	..	..	..	..
	Total ..	54	10	8377	5013	13400	....	..	....	..	..	..	..	..	..	..	..	..	..	..	..	..	..	..	..	..	..
Windsor ..	A	50	854½	3499	2258	6611½	1	9	447¾	¼	4¾	..	4	3½	22	2	2	..	..	..	4½	½	..	3	..	..
	B	406	7779	45431	3860	57070	79	321½	4881¼	2½	51½	8	101	46½	925¼	42½	25	6	1	2½	58¼	½	..	18½	..	6½
	C	23	86½	688½	....	775	....	18½	55½	..	..	..	2½	..	7	⅓	..	..	..	..	..	..	..	..	..	..
	D	350	6566	22516	1359	30441	56	260	4640½	6	37½	46	62	63	812	11	19	9	..	..	37¼	..	..	10	..	..
	Total ..	829	15286	72134½	7477	94897½	136	609	10025	8¾	93½	54	169¼	113	1766½	56	46	15	1	2½	100¾	1	..	31½	..	6½
Wollombi ..	A	90	467	2492½	4412½	7371½	97	3	220	..	18½	..	3	64	4	7⅓	..	..	1	..	18⅓	1⅔	..	..	..	..
	B	127	1462½	20834½	12559	34855½	228½	..	789½	..	29½	..	8½	316	28	1	..	..	..	..	6½	1¾	..	..	..	..
	C	7	37	117	306	460	7	..	24	..	..	..	..	4	..	..	..	..	..	..	..	..	..	..	..	..
	D	93	1388¼	14618¼	5391	21397½	216	..	702	..	15½	..	8½	386	9	..	7	..	..	..	11½	2¾	..	..	..	..
	Total ..	317	3354¾	38061¾	22668½	64085	548½	3	1735½	..	63½	..	20	770	41	8⅓	7	..	1	..	36½	6¼	..	..	..	..
Wollongong ..	A	56	178	2581	1444	4203	1	..	52	4	..	..	2	4	..	28	2	..	..	..	18	..	..	3	..	..
	B	223	1022½	20440¾	2681	24144¼	18	4	206	70	15	..	37	43	116	172	6	2	..	7	65½	..	..	53	..	..
	C	14	10	348	260	618	....	..	1	..	..	..	..	....	2	..	..	..	..	..	..	..	..	..	..	..	..
	D	359	1103	28408	684	30195	8	..	244	65	27	2	61	29	80	200	6	4	..	12	89	..	..	128	..	..
	Total ..	652	2313½	51777¾	5069	59160¼	27	4	503	139	42	2	100	76	198	400	14	6	..	19	172½	..	..	184	..	..
Yass ..	A	486	5292¾	63579	44084½	113856½	3389½	18	554⅓	4	43	13	..	184¾	494⅓	..	9½	..	..	..	386⅔	1	..	..	..	..
	B	238	3094¾	83608½	64845	151548½	1563⅞	41	242½	..	17	..	..	87½	562	6	11	..	..	..	119¾	..	..	..	..	..
	C	3	14	511	905	1430	12	..	....	..	..	..	..	2	..	..	..	..	..	..	..	..	..	..	..	..
	D	104	1087	33526	41620	76233	583½	..	125	..	9½	36	9	29½	226¾	..	1	..	..	..	37¼	..	..	..	..	..
	Total ..	831	9488⅞	181224⅓	152354½	343067½	5548½	59	922	4	69½	49	9	303¾	1283½	6	21½	..	..	..	493⅞	1	..	..	..	..
Young ..	A	569	11772	99149	111100	222021	5335½	82	1764	263	62½	4	4	784½	1047	..	6½	..	..	2	164⅜	..	..	..	..	..
	B	143	1046½	128599¼	36206½	165852½	262½	8	72	1½	3½	5	2	10	133	..	..	..	..	..	12¼	..	..	..	..	..
	C	20	232¼	6389	2574	9195¼	129	18	12	..	..	10	..	14	22	..	..	..	..	..	..	..	..	..	..	..
	D	15	41½	2083½	2087½	4212½	35	2	....	..	..	..	..	..	..	..	..	..	..	..	..	..	..	..	..	..
	Total ..	747	13092¼	236220¾	151968	401281	5762	110	1848	264½	66	19	6	808¼	1202	..	6½	..	..	2	178	..	..	..	..	..
Totals ..	A	16860	191223½	2465868	2078421½	4735513	8691⅞	6100	35350⅜	1213½	1574½	482¾	278½	10633¾	14485¼	352	273½	253⅓	1½	54½	6813¾	203	1½	64¼	1969½	1627
	B	11453	137591½	4183256¼	2520298¼	6841146	2408⅞	4260¼	3441⅞	526¼	150⅜	458½	90¼	4721¼	18474½	1149¼	340¼	243⅓	34	55¼	3644½	96	18½	383¼	982⅔	589⅔
	C	1392	16037¾	252865	283779½	552682¼	509⅔	541	4723¼	139½	125	59⅓	56¼	745½	1496	61½	20⅓	12	1½	31	542¼	32⅜	..	12½	353	307½
	D	7279	106286	869079½	420790¼	1396155⅝	1750⅔	2463	4309⅜	429½	161¼	40⅔	87¼	2755¼	17642	931	284⅓	120	112	90	2805	159¾	3½	527¼	348½	275⅓
General Total ..		36984	451138¾	7771068⅔	5303289½	13525497	13360⅔	13364¼	11758⅔	2308¾	481⅞	146½	211⅓	1885⅔	52097¾	2493¾	918⅓	629	149	230¾	13805½	491½	23½	987¼	3653⅜	2800

A.—Freeholders under Conditional Purchase. B.—Other freeholders.

AGRICULTURE—*continued.*

Crops.							Produce.															Vineyards.					
	Sown Grasses.																Hay.				Wine-making.			Table use.		
Arrowroot.	For Hay.	For Green Food for Cattle.	Vineyards.	Gardens and Orchards.	All other in Crop.	Total number of Acres under Crop.	Wheat.	Maize.	Barley.	Oats.	Rye.	Millet.	Potatoes.	Tobacco.	Sorghum and Imphee. (Grain.)	Sugar-cane grown.	Sugar produced.	Arrowroot.	Wheat.	Barley.	Oats.	Sown Grasses.	No. of Acres.	Wine produced.	Brandy manufactured.	No. of Acres.	Quantity obtained.	Vines unproductive.
ac.	acres	acres	acres	acres	acs.		bushels	bushels	bhls.	bushels	bshls.	bshls.	tons	lbs.	tns.	cwt.	cwt.	lbs.	tons	tons	tons	tons		galls.	galls.		tons	acres
..	53½	51	24	50½	21	3191¼	16617	4315	586	10275	53	..	89½	..	..	3	..	..	167½	9	951½	78	8½	1260	..	7½	9	8
½	13½	335½	83	30½	4½	1874¼	3990	639	104	3155	..	..	42¼	..	50	....	..	75	129	30	959	11	63	12000	15	5	5	15
..	..	..	..	1½	..	104	85	....	..	....	..	..	..	..	..	....	..	..	..	..	111	..	..	..	..	..	..	..
..	..	..	1½	7½	1	316½	400	170	60	1444	15	..	15	..	..	....	..	..	182	..	244	..	1½	300	..	..	..	..
½	67	386½	108½	99¼	26½	5485¾	21092	5124	750	14874	68	..	146¾	..	50	3	..	75	478½	39	2265½	89	73	13560	15	12½	14	23
..	..	..	..	..	..	....	....	....	..	....	..	..	..	..	..	....	..	..	..	..	..	..	..	..	..	..	..	..
..	..	..	..	..	..	....	....	....	..	....	..	..	..	..	..	....	..	..	..	..	..	..	..	..	..	..	..	..
..	..	..	..	..	..	....	....	....	..	....	..	..	..	..	..	....	..	..	..	..	..	..	..	..	..	..	..	..
..	..	..	..	..	..	....	....	....	..	....	..	..	..	..	..	....	..	..	..	..	..	..	..	..	..	..	..	..
..	..	..	..	..	..	....	....	....	..	....	..	..	..	..	..	....	..	..	..	..	..	..	..	..	..	..	..	..
..	14	74	7	37½	81	792½	2811	2840	60	138	..	..	25¾	..	..	....	..	..	53½	..	40½	7	½	200	..	3	7½	3½
..	111	11½	2¼	18½	..	550½	1284	1795	..	....	..	..	7½	..	..	....	..	..	66	31½	58	84	2	120	30	¼	¼	..
..	..	19	7	5	..	106	40	485	..	....	..	..	1½	..	..	....	..	..	28	..	21	..	5	84	..	1	1	1
..	7	5	2	..	..	80	....	120	..	....	..	..	1	..	..	....	..	..	12	..	76	8	..	..	..	2	4	..
..	132	109½	18½	60¾	81	1529	4135	5240	60	138	..	..	35¾	..	..	....	..	..	159½	31½	195½	99	7½	404	30	6¼	12¾	4½
..	7	76½	8	41½	4	3225½	31057	6744	390	850	20	..	141	..	..	....	..	..	159	..	433½	8	6	600	..	⅛	1	11⅛
..	64½	214	35	125	11	2135¾	15244	10017	382	810	38	..	62½	..	..	....	..	..	241½	14½	489¾	114	17¾	2500	30	10½	15	7
..	..	..	..	..	..	8	100	....	..	....	..	..	..	..	..	....	..	..	1	..	..	..	..	..	..	..	..	..	..
..	1	..	..	2¼	..	98¾	470	1877	..	....	..	..	7	..	..	....	..	..	..	..	7	..	..	..	..	..	..	..
..	72½	290½	43	168¾	15	5468	46871	18638	772	1660	58	..	210¼	..	..	....	..	..	401½	14½	930¼	122	23¾	3100	30	10¾	16	8½
..	..	..	..	..	..	....	....	....	..	....	..	..	..	..	..	....	..	..	..	..	..	..	..	..	..	..	..	..
..	..	..	3	6	..	9	....	....	..	....	..	..	..	..	..	....	..	..	..	..	..	..	2	100	..	1	1	..
..	..	..	..	1	..	1	....	....	..	....	..	..	..	..	..	....	..	..	..	..	..	..	..	..	..	..	..	..
..	..	..	..	..	..	....	....	....	..	....	..	..	..	..	..	....	..	..	..	..	..	..	..	..	..	..	..	..
..	..	..	3	7	..	10	....	....	..	....	..	..	..	..	..	....	..	..	..	..	..	..	2	100	..	1	1	..
..	20½	307	..	22¾	..	854⅓	13	13526⅔	82	111	34	..	7⅓	100	..	....	..	..	14½	..	20½	44	..	..	..	..	..	..
½	315	90½	25¾	711½	58½	7779	908	175549	895	867	334	20	136⅔	100	..	....	..	200	326½	6	719	1866	15½	1160	57	8½	5½	2
..	2	..	..	..	..	86¾	....	2960	..	....	..	..	4⅔	..	..	....	..	..	29	..	10	5	..	..	..	..	..	..
..	254	47	9½	167½	19	6566	620	170008	1026	840	380	..	108½	..	..	....	..	..	314	47½	542½	571	6	700	..	3½	3	..
½	591½	444½	35	901¾	77½	15286	1541	362043	2003	1818	748	20	257¼	200	..	....	..	200	684	53½	1292	2486	21½	1860	57	11½	8½	2
..	..	1	¼	24	3½	467	1165	4211	444	865	..	20	21¾	2120	..	....	..	..	2	..	4	..	..	..	..	..	..	½
..	2	3	..	48½	..	1462½	2137	15469	310	3740	..	..	10½	1800	..	....	..	..	..	..	19	3½	..	..	..	..	..	..
..	..	..	..	2	..	37	50	190	..	25	..	..	..	..	..	....	..	..	..	..	..	..	..	..	..	..	..	..
..	..	..	5	25	..	1388¼	1947	14291	195	4683	68	..	13¼	3940	..	....	..	..	..	..	8	..	5	200	..	..	..	..
..	2	4	5¼	99¼	3½	3354¼	5349	34161	949	9313	68	20	45¼	7860	..	....	..	..	2	..	31	3½	5	200	..	..	..	¼
..	6	42	..	16	..	178	15	870	..	60	30	..	32	..	..	....	..	..	..	..	..	..	..	..	..	..	..	..
..	12	122	6	68	..	1022½	260	4454	290	609	56	..	97½	..	..	....	..	..	46	..	188	14	5	1500	16	1	1	..
..	..	..	..	7	..	10	....	20	..	....	..	..	..	..	..	....	..	..	..	..	3	..	..	..	..	..	..	..
..	32	39	..	74	3	1103	130	5195	454	495	52	..	181½	..	..	....	..	..	..	6	85	34	..	..	..	..	..	..
..	50	203	6	165	3	2313½	405	10539	744	1164	138	..	310½	..	..	....	..	..	46	6	276	48	5	1500	16	1	1	..
1	13	133	10½	82	5	5292¾	39898	10153	1053	2048	96	..	953⅛	..	..	....	..	200	14	12	413¾	14	10	100	..	½	1	..
..	77	263	29	65½	10	3094¼	18520	5700	511	1400	225	..	383½	..	..	....	..	..	48	..	504½	82	19¼	4860	100	1½	½	8
..	..	..	..	..	..	14	170	....	..	50	..	..	..	..	..	....	..	..	..	..	..	..	..	..	..	..	..	..
..	12	..	1	16½	..	1087	8594	3553	235	540	15	..	75½	..	..	....	..	..	..	40	211½	6	..	..	..	..	..	1
1	102	396	40¼	164	15	9488½	67182	19406	1799	4938	336	..	1412½	..	..	....	..	200	62	52	1129¼	102	29½	4960	100	1¾	1¼	9
..	115	1909½	28	115	85	11772	85708	29528	1271	16285	204	..	314½	..	..	....	..	..	85	2	6701	90	18	3000	200	9	8	1
..	20	398½	10	103	5	1046¼	4135	1860	60	348	..	..	19	..	..	....	..	..	6	1½	134	8	7	600	..	1	⅝	2
..	4	21	..	1½	¼	232¼	2060	220	..	200	..	..	1½	..	..	....	..	..	15	3	27	4	..	..	..	..	..	..
..	..	..	..	4½	..	41½	550	....	..	..	..	..	..	..	..	....	..	..	2	..	..	..	..	..	..	..	..	..
..	139	2329	38	223¾	90¼	13092¼	92453	31608	1331	16833	204	..	335	..	..	....	..	..	108	6½	6862	102	25	3600	200	10	8¾	3
36¼	1898¼	14341½	1296½	3975½	1025½	101223½	12714583½	916653	30948½	203831	3052	28	19515¼	185656	1	1247430	549577½	43420	7159¾	560¾	21951½	2717½	911¾	210739	338	157	182¾	228
2¾	4328	20115¼	2653½	12540¼	1067¼	137591½	372209	1077567½	31942	84083	4745	453	11839½	74059	58¼	575060	24235	1711	5105½	533½	18532¼	7889	1888½	539381	2239	397½	492¾	367½
..	267	871	98¼	264½	180¼	16037¾	81771	142919	3002	14104	315	20½	1474½	33406	..	225700	8755	..	539½	84½	1559½	628⅛	78¼	16324	100	7¾	7	12
1½	3708½	6543½	410	2627¼	493¼	106286	233207	1273378	32683½	50048½	3644	2092	8374¼	165820	½	262670	10768	1656	2583¾	454¼	12194¾	6473½	284	65305	703½	75½	85½	50½
40¾	10201¼	41871½	4458½	19407¼	2766	451138¾	1958640½	3410517½	98576	352966½	11756	2593½	41203½	458947	59¾	2310860	98715½	46787	15387¾	1633½	54237¾	17708½	3162¾	331749	2747½	637¾	768	658

C.—Leaseholders of land conditionally purchased. D.—Other Leaseholders.

PART VI.

MONETARY AND FINANCIAL.

CONTENTS.

Number of Return.		Page.
123	Taxes, Duties, &c.	176
124	Fees, &c....	192
125	Accounts, Weights, and Measures	206
126	Course of Exchange	206
127	Rates of Interest paid to Depositors by the Banks	207
128	Coin and Bullion in the Mint, Banks, &c.	207
129	„ „ —(Decennial Return)	208
130	Coins in Circulation	208
131	Paper Currency in Circulation	208
132	Banks—Average Assets and Liabilities, &c., &c., for each Quarter of the Year	209
133	New South Wales Savings' Bank—Deposits, Rates of Interest, &c.	211
134	Government Savings' Banks—Number of Accounts Opened and Closed; Amount of Deposits, &c., &c.	213
135	Mint—Gold Received and Issued from 14 May, 1855, to 31 December, 1875	214
136	Railways—Receipts and Expenditure...	215
137	„ „ —(Decennial Return)	216
138	Electric Telegraphs—Number and Value of Telegrams sent from each Station; also Length of Wire and Cost of Construction, &c.	216
139	„ „ „ —(Decennial Return)	217
140	Post Offices—Letters, &c.—(Decennial Return)	218
141	Money Orders—Issued and paid at the several Offices in the Colony	219
142	„ —Revenue received for Commission on Orders; the Number and Amount of Orders issued in the Colony and places at which they were made payable; also the Number and Amount of Orders paid in the Colony, and the places at which they were originally issued.	
143	„ —Decennial Return	220
144	Immigration—Moneys paid on account of—(Decennial Return)	221
145	Expenditure—Military—By the Colony	221
146	Local Revenues—Municipality—Sydney	222
147	„ —Boroughs and Municipal Districts	223
148	„ —Roads Trusts	225

TAXES, DUTIES, &c.

No. 123.—SCHEDULE of TAXES, DUTIES, FEES, and all other sources of Revenue, specified under the respective Laws or Authorities under which they are derived.

Act of Council under which levied.	SPECIFICATION OF TAXES, DUTIES, &c.	s.	d.	Authority under which originally established.	At what Period.
	COLONIAL SPIRITS.				
	LICENSED DISTILLERIES.				
29 Vict., No. 14 (19 Jan., 1866).	Upon spirits made or distilled within the Colony, from sugar which shall have paid Customs duties .. .. the gal.	9	5	Act of Parliament 59 Geo. III, c. 114 19 Vict., No. 15.	12 July, 1819. 14 Sept., 1855.
	Upon spirits made or distilled within the Colony, wholly or in any proportion exceeding 10 per cent. of the whole from materials which are not subject to any duty of Customs .. .. .. do.	10	0		
Act of the Parliament of New South Wales, 26 Vict., No. 18. (Assented to, 20 Dec., 1862) ..	**BONDED DISTILLERIES AND SUGAR-HOUSES.**				
	All spirits, sugar and treacle, produced under this Act, subject to same rules and liable to the same duties as if imported.			26 Vict., No. 18..	20 Dec., 1862.
	COLONIAL BRANDY.				
	VINEYARDS.				
Act of the Parliament of New South Wales, 30 Vict., No. 15, 6 Dec., 1866 ..	Brandy distilled by the owners of vineyards, from grapes the produce of such vineyards, and deposited in any bonded warehouse, liable to the same duty as brandy imported into the Colony; and the same may be sold and delivered out of bond, either for export or home consumption, in the same manner as brandy imported.			30 Vict., No. 15..	6 Dec., 1866
	CUSTOMS.				
	IMPORT DUTIES.				
	Bacon .. .. per lb.	0	2		
	Bags and Sacks .. .. per dozen	1	0		
	Do. Gunny .. .. do.	0	6		
	Beer, Ale, Porter, Spruce or other Beer—in wood or jar .. .. per gallon	0	6		
	Beer, Ale, Porter, Spruce or other Beer—in bottle .. do.	0	9		
	Biscuits .. .. per lb.	0	1		
	Blue .. .. do.	0	1		
	Candles .. .. do.	0	1		
	Cement .. .. per barrel	2	0		
	Cheese .. .. per lb.	0	2		
	Chicory .. .. do.	0	3		
	Chocolate .. .. do.	0	3		
	Cigars .. .. do.	5	0		
	Cocoa .. .. do.	0	3		
	Coffee .. .. do.	0	3		
	Comfits .. .. do.	0	1½		
	Confectionery .. .. do.	0	1½		
	Cordage .. .. per ton	40	0		
	Corn Flour .. .. per lb.	0	1		
	Dates .. .. do.	0	1		
Acts of the Parliament of New South Wales, 34 Vic., No. 21 37 Vic. No. 5	Doors .. .. each	1	0	Act of Parliament 59 Geo. III, c. 114 19 Vict., No. 14.. 21 Vict., No. 1 .. 25 Vict., No. 10.. 29 Vict., No. 3 ..	12 July, 1819. 14 Sept., 1855. 20 Nov., 1857. 30 Dec., 1861. 20 June, 1865.
	Fish—Dried, Preserved, or Salt .. .. .. per lb.	0	1		
	Fruits—Bottled, quarts .. .. per dozen	2	0		
	Do. do. pints and smaller quantities .. do.	1	0		
	Do. Dried .. .. per lb.	0	2		
	Ginger .. .. do.	0	1		
	Hams .. .. do.	0	2		
	Hops .. .. do.	0	3		
	Iron—Galvanized, in bars, bundles, or sheets, or corrugated .. .. per ton	40	0		
	Iron—Galvanized Manufactures .. .. .. per cwt.	3	0		
	Iron Wire .. .. per ton	20	0		
	Jams .. .. per lb.	0	1		
	Jellies .. .. do.	0	1		
	Maizena .. .. do.	0	1		
	Malt .. .. per bushel	0	6		
	Mustard .. .. per lb.	0	1		
	Nails .. .. per ton	40	0		
	Nuts of all kinds (except Cocoa-nuts) .. .. per lb.	0	1		
	Oilman's Stores—Sauces and Pickles—quarts .. per dozen	1	0		
	Do. do. pints and smaller quantities .. .. do.	0	6		
	Oils, except Animal, Black, Cocoa-nut, and Sperm .. per gallon	0	6		
	Opium (including all goods wares and merchandise mixed or saturated with opium or with any preparation or solution thereof or steeped therein) .. per lb.	10	0		
	Paints .. .. per ton	40	0		
	Paper—Writing and Fancy .. .. per lb.	1	0		
	Do. Brown and Wrapping .. .. per cwt.	3	4		
	Pepper .. .. per lb.	0	2		

Act of Council under which levied.	SPECIFICATION OF TAXES, DUTIES, &c.—*continued.*			Authority under which originally established.	At what period.
	CUSTOMS—*continued.*				
	IMPORT DUTIES—*continued.*				
		s.	d.		
	Powder—Blasting .. .. per lb.	0	1		
	Do. Sporting .. .. do.	0	3		
	Preserves .. .. do.	0	1		
	Rice .. .. per ton	60	0		
	Rope .. .. do.	40	0		
	Sago .. .. per lb.	0	1		
	Salt and Saltpetre .. .. per ton	20	0		
	Sarsaparilla—If containing not more than twenty-five per centum of proof Spirits .. .. per liquid gallon	4	0		
	Sashes .. .. each	1	0		
	Shot .. .. per cwt.	5	0		
	Shutters .. .. each	1	0		
	Soda Crystals .. .. do.	20	0		
	Spices .. .. per lb.	0	2		
	Spirits—On all kinds of Spirits imported into the Colony the strength of which can be ascertained by Sykes' Hydrometer .. .. the proof gallon	10	0	Act of Parliament 59 Geo. III, c.114	12 July, 1819.
Acts of the Parliament of New South Wales, 34 Vic., No. 21 37 Vic. No. 5	Spirits—On all Spirits and spirituous compounds imported into the Colony the strength of which cannot be ascertained by Sykes' Hydrometer the liquid gall.	10	0	19 Vict., No. 14..	14 Sept., 1855.
	Spirits—Methylated .. .. per gallon	2	0	21 Vict., No. 1 ..	20 Nov., 1857.
	Starch .. .. per lb.	0	1	25 Vict., No. 10..	30 Dec., 1861.
	Succades .. .. do.	0	1½	29 Vict., No. 3 ..	20 June, 1865.
	Sugar—Raw .. .. per cwt.	5	0		
	Do. Refined .. .. do.	6	8		
	Do. Molasses and Treacle .. .. do.	3	4		
	Tea .. .. per lb.	0	3		
	Timber—Dressed .. .. .. per 100 feet super.	2	0		
	Do. Rough and undressed .. .. do	1	0		
	Tobacco—Manufactured and Snuff .. .. .. per lb.	2	0		
	Do. Unmanufactured .. .. do.	1	0		
	Do. Sheepwash .. .. do.	0	3		
	Turpentine .. .. per gallon	1	0		
	Varnish .. .. do.	2	0		
	Vinegar .. .. do.	0	6		
	Wines—sparkling .. .. do.	6	0		
	Do. other kinds .. .. do.	4	0		
	Woolpacks .. .. each	0	3		
	EXEMPTIONS.				
19 Vict., No. 14 (14 Sept., 1855).	All goods imported for the supply of Her Majesty's Service exempted from all duties and imposts of every description whatsoever.				
7 Vict., No. 28	All Wine imported into the Colony of New South Wales, or taken out of bond, for the use of Military or Naval Officers serving on full pay in the said Colony or the adjoining seas, is exempted from duty.				
	EXPORT DUTIES.				
		s.	d.		
	Gold .. .. per oz. (Troy) Wrought or unwrought, by sea or land.	1	6		
	EXCEPTIONS.				
26 Vict., No. 5..	This duty not leviable upon assayed duty-paid gold from the Branch Royal Mint at Sydney, coined gold issued from the Royal Mint at London, or of the Branch thereof at Sydney, or of any Foreign State. Articles of plate, jewellery, or ornament, actually worn upon the person, or made elsewhere than in the Colony.			20 Vict., No. 17..	15 Feb., 1857.
	WINE, CIDER, AND PERRY.				
Act of the Parliament of N.S.W., 26 Vic., No. 16. (Assented to, 20 Dec., 1862) ..	Produced from fruit grown in the Colony, license fee £1 0 0				
	Every license, whensoever granted, shall have effect on and from the day of the date thereof until 1st July then next, and may be renewed as of that day in each year, on payment of aforesaid fee.			26 Vict., No. 16..	20 Dec., 1862.

Act of Council under which levied.	SPECIFICATION OF TAXES, DUTIES, &c.—*continued.*	Inwards. s. d.	Outwards. s. d.	Authority under which originally established.	At what Period.
	BRANCH ROYAL MINT, SYDNEY.				
	RECEIPT AND COINAGE OF GOLD.				
Governor and Executive Council, 18 August, 1874.	Deposits of gold in dust or bullion, from ten ounces, upwards, will be received at the Mint for coinage on the following terms:— In respect to gold, the produce of New South Wales— A deposit of which the standard weight is less than one thousand ounces troy, at the rate of eight-pence per ounce (standard). An undivided deposit of which the standard weight is one thousand ounces and under five thousand ounces troy, at the rate of six-pence per ounce (standard). An undivided deposit of which the standard weight is five thousand ounces troy, and upwards, at the rate of four-pence per ounce (standard). In respect to gold certified to be the produce of any other Colony or Country— A deposit of which the standard weight is less than one thousand ounces troy, at the rate of five-pence per ounce (standard). An undivided deposit of which the standard weight is one thousand ounces troy, and upwards, at the rate of three-pence per ounce (standard). All fine silver over and above two per cent. contained in refinable gold, will be paid for at the rate of five shillings per ounce. Gold bullion, in ingots or bars of any fineness, can be obtained at the Mint, at £3 17s. 10½d. per ounce standard. When the gold is required to be alloyed with silver, the silver will be charged for at 5s. per ounce.				
Governor and Executive Council, 18 Nov., 1875. (To take effect from 1st Dec.)	Light Gold Coin of the Realm will be received for recoinage without *any* charge whatever.				
26 Vict., No. 5..	Gold imported, 1s. 3d. per oz. Troy of standard fineness, as declared after the said gold shall have been assayed and brought to the standard of 22 carats fine at the Mint.			20 Vict., No. 17..	15 Feb., 1857.
	BONDED WAREHOUSES.				
20 Vict., No. 21 (23 Feb., 1857).	Occupier of any Warehouse not containing more than 50 tons .. .. £50 per annum And for every additional 10 tons, the further duty of £1 do. not exceeding £300. To be paid on the 31st March in each year.			20 Vict., No. 21..	23 Feb., 1857.
	WHARFAGE RATES.				
	PUBLIC WHARVES.				
	Acids	0 8	0 6		
	Agricultural Implements	0 8	0 6		
	Alum, barrel or keg	0 8	0 6		
	„ the ton	1 8	1 3		
	Alkali, loose, the ton	1 8	1 3		
	„ in casks, according to size.				
	Almonds, the hogshead	1 0	0 9		
	„ the package, cask, or case	0 4	0 3½		
	„ the bag	0 2	0 1		
	Anchors, Grapnels, the ton	2 4	1 9		
	„ „ in small packages, each	0 4	0 3		
	Anchovies, the crate	0 8	0 6		
	„ the case	0 4	0 3		
	„ the barrel or keg	0 2	0 1½	Order of Governor King ..	11 Oct., 1800.
	Aniseed, the package	0 4	0 3		
	Annatto, the cask or case	0 4	0 3	Order of Governor Bligh ..	11 Nov., 1807.
	„ the basket or bag	0 3	0 2½		
	Antimony Ore, the ton	2 4	1 9	Proclamation, which was	14 Aug., 1818.
8 Vict., No. 16 (20 Dec., 1844).	Anvils, each	0 2	0 1½	legalized by	
	„ per ton	1 8	1 3	Act of Council 6 Geo. IV., No. 20 ..	1 Nov., 1825.
	Asses and Mules, each	0 8	0 6		
	Axletrees, each	0 4	0 3		
	Apples, the package	0 4	0 3		
	Arrowroot, the cask or case	0 4	0 3	Acts of Council—	
	Apparel, Wearing, the case	0 4	0 3	3 Wm. IV., No. 6	31 Aug., 1832.
	Bacon, the bale, bundle, or case	0 4	0 3	4 Vict., No. 4 ..	21 July, 1840.
	„ the side	0 2	0 1½	7 Vict., No. 12..	8 Dec., 1843.
	Bags, empty, the bale or bundle	0 4	0 3		
	Bark, loose or in bags, the ton	1 8	1 3		
	„ Peruvian, the case or chest	0 6	0 4½		
	Barley, loose or in bags, the bushel	0 0⅔	0 0½		
	„ Pearl, the cask or case	0 4	0 3		
	„ „ the keg or jar	0 2	0 1½		
	Baskets, empty, each	0 1	0 0¾		
	Beans, in bags, the bushel	0 0⅔	0 0½		
	„ in casks, according to size.				
	Beef and Pork, the tierce or hogshead	0 6	0 4½		
	„ „ the barrel	0 4	0 3		

WHARFAGE RATES—*continued.*

PUBLIC WHARVES—*contd.*

Act of Council under which levied.	SPECIFICATION OF TAXES, DUTIES, &c.—*continued.*	Inwards.	Outwards.	Authority under which originally established.	At what Period.
		s. d.	s. d.		
	Beer or Cider, in bulk, the hogshead	0 6	0 4½		
	„ „ the barrel	0 4	0 3		
	„ bottled, 1 to 3 doz., the cask or case	0 2	0 1½		
	„ „ 4 to 5 doz. „	0 3	0 2¼		
	„ „ 6 to 8 doz. „	0 4	0 3		
	„ „ 9 doz. „	0 6	0 4½		
	Beeswax, the cask or case	0 4	0 3		
	Berries, Juniper, the package	0 4	0 3		
	Bellows, Smiths', the pair	0 4	0 3		
	Billiard-tables, each	3 4	2 6		
	Biscuit, in bags, the ton	1 8	1 3		
	„ the puncheon	0 8	0 6		
	„ the hogshead	0 6	0 4½		
	„ the barrel	0 3	0 2¼		
	„ the keg	0 2	0 1½		
	Blankets, the bale	0 4	0 3		
	Blacklead, the cask or case	0 4	0 3		
	Blacking, the hogshead	0 8	0 6		
	„ the cask	0 4	0 3		
	„ the keg	0 2	0 1½		
	Bottles, empty, the package	0 4	0 3		
	Bones, per ton	2 4	1 9		
	„ Shank, 1,000	1 8	1 3		
	Bran, the sack	0 1	0 0¾		
	Brimstone, loose, the ton	1 8	1 3		
	„ the cask or case	0 4	0 3		
	Bricks, per dozen	0 4	0 3		
	Bristles, the cask or case	0 4	0 3		
	Brooms or Brushes, the cask or case	0 6	0 4½		
	„ „ the bundle	0 4	0 3		
	„ „ loose, the dozen	0 2	0 1½		
	Bull or Cow, each	1 8	1 3		
	Burr Stones, each	0 1	0 0¾	Order of Governor King	11 Oct., 1800.
	Buoys, the ton	2 4	1 9		
	Butter, the barrel	0 4	0 3	Order of Governor Bligh	11 Nov., 1807.
	„ the firkin or keg	0 2	0 1½		
	Boots and Shoes, the cask or case	0 4	0 3	Proclamation, which was legalized by Act of Council 6 Geo. IV., No. 20	14 Aug., 1818.
	Books, the cask or case	0 4	0 3		
8 Vict., No. 16 (20 Dec. 1844)	Brandied Fruits, the case	0 4	0 3		1 Nov., 1825.
	Cables, Iron, the ton	2 4	1 9		
	„ Rope, the ton	1 8	1 3		
	Calf, each	0 8	0 6	Acts of Council—	
	Camphor, the tub or chest	0 4	0 3	3 Wm. IV., No. 6.	31 Aug., 1832.
	Camphorwood Planks, per 1,000	1 8	1 3	4 Vic., No. 4	21 July, 1840.
	Canes or Bamboos, per 100 bundles	1 8	1 3	7 Vic., No. 12	8 Dec., 1843.
	„ „ loose, per hundred	0 1	0 0¾		
	Candles, the package	0 4	0 3		
	Cannons, the ton	2 4	1 9		
	Canvas, the bale	0 4	0 3		
	„ the bolt	0 1	0 0¾		
	„ the bale of 2 bolts	0 2	0 1½		
	Carts, each	1 8	1 3		
	Capers, the cask or case	0 4	0 3		
	„ the keg	0 2	0 1½		
	Cards, the case	0 4	0 3		
	Casks, empty, the ton	0 4	0 3		
	Cardamons, the case	0 4	0 3		
	„ the bag	0 2	0 1½		
	Carpets, the bale or case	0 4	0 3		
	Caraway Seeds, the case	0 4	0 3		
	„ „ the bag	0 2	0 1½		
	Cashu Nuts, the bag	0 2	0 1½		
	Cassia, the case	0 4	0 3		
	Castor Oil, the case	0 4	0 3		
	Carrots, the ton	1 1½	0 10		
	Chairs, the case	0 4	0 3		
	„ loose, each	0 1	0 0¾		
	Carriages, 4-wheeled, each	3 4	2 6		
	„ 2-wheeled, each	1 8	1 3		
	Cement, the barrel	0 4	0 3		
	„ loose, the ton	1 8	1 3		
	Chalk or Whiting, in bulk, the ton	1 8	1 3		
	„ „ in casks according to size.				
	Cheese, the cask or case	0 4	0 3		
	„ in tins	0 1	0 0¾		
	„ loose, each	0 1	0 0¾		
	Chillies, the case	0 4	0 3		

Act of Council under which levied.	SPECIFICATION OF TAXES, DUTIES, &c.—*continued.*	Inwards. s. d.	Outwards. s. d.	Authority under which originally established.	At what Period.
	WHARFAGE RATES—*continued.*				
	PUBLIC WHARVES—*contd.*				
	Chillies, the bag	0 2	0 1½		
	Chinaware, the cask or case	0 8	0 6		
	Chocolate, the package	0 4	0 3		
	Cigars, the case	0 8	0 6		
	„ the box	0 2	0 1½		
	Clay, the hogshead	0 8	0 6		
	„ the cask	0 4	0 3		
	Clay Figures, the case	0 8	0 6		
	Cloves, the case	0 4	0 3		
	„ the bag	0 2	0 1½		
	Clover and Lucerne Seed, the cask	0 4	0 3		
	„ „ the bag	0 2	0 1½		
	Clocks, per case	0 4	0 3		
	Coals, the ton	0 6	0 3		
	Coffee and Cocoa, the bag	0 2	0 1½		
	„ „ in casks, the ton	1 8	1 3		
	Cocoanuts, per 100	0 4	0 3		
	Colours, the cask or case	0 4	0 3		
	„ the hogshead	1 8	1 3		
	„ the butt	1 8	1 3		
	„ 14 to 28 lbs. keg	0 1	0 0¾		
	„ 30 to 56 lbs. keg	0 1½	0 1⅛		
	„ 56 to 112 lbs. keg	0 2	0 1½		
	Cordage, the ton	1 8	1 3		
	Confectionery, the package	0 4	0 3		
	Coir Rope, the ton	2 4	1 9		
	Copper Ore, per ton	0 6	0 4½		
	„ loose, the ton	0 6	0 4½		
	Corn, in bulk or bags, the bushel	0 0⅔	0 0½		
	Corks, the cask	0 4	0 3		
	„ the bag	0 2	0 1½		
	Coolers, per bundle	0 4	0 3		
	Carboy Spirits, each	0 4	0 3		
	Curiosities, Natural, the package	0 8	0 6		
	Cutlery, the package	0 6	0 4½	Order of Governor King	11 Oct., 1800.
	Currants, the butt	1 8	1 3	Order of Governor Bligh	11 Nov., 1807.
	„ the caroteel	0 6	0 4½		
	„ the cask or case	0 4	0 3	Proclamation,	14 Aug., 1818.
	„ the jar	0 1	0 0¾	which was	
8 Vict., No. 16 (20 Dec., 1844)	Cider. (See Beer.)			legalized by Act of Council 6 Geo. IV., No. 20	1 Nov., 1825.
	Dates, the bale, cask, or case	0 4	0 3		
	„ the bag	0 2	0 1½		
	„ the jar	0 1	0 0¾		
	Deals, per 100	3 4	2 6	Acts of Council—	
	„ ends, per 100	2 4	1 9	3 Wm. IV., No. 6.	31 Aug., 1832.
	Dholl or Gram, the bushel	0 0⅔	0 0½	4 Vic., No. 4	21 July, 1840.
	Drugs, the hogshead	0 8	0 6	7 Vic., No. 12	8 Dec., 1843.
	„ the cask or case	0 4	0 3		
	„ the bag	0 2	0 1½		
	Doors, each	0 2	0 1¼		
	Drapery, the case	0 4	0 3		
	Earth, Fullers', the ton	1 8	1 3		
	Earthenware, the hogshead or crate	0 8	0 6		
	„ the cask or case	0 6	0 4		
	„ the ton	1 8	1 3		
	Eau de Cologne, the case	0 4	0 3		
	Engines, Fire, each	3 4	2 6		
	„ Beer or Garden, each	0 8	0 6		
	Essences and Essential Oils, the case	0 4	0 3		
	„ „ the bottle or jar	0 1	0 0¾		
	Fans, the case	0 4	0 3		
	Feathers, Ostrich, the package	0 8	0 6		
	„ Bed, the package	0 4	0 3		
	Felt, the bale or case	0 4	0 3		
	Figs, the drum or half-drum	0 1	0 0¾		
	„ the package	0 4	0 3		
	Fish, the case	0 4	0 3		
	„ the barrel or half-barrel	0 2	0 1½		
	Fire-arms, the chest or case	0 8	0 6		
	Flax, the ton	1 8	1 3		
	Flints, the keg	0 2	0 1½		
	Floor-cloth, the roll	0 4	0 3		
	Flags, Cooper's, the ton	0 8	0 6		
	Fireworks, the package	0 4	0 3		
	Flour, the barrel	0 3	0 2¼		
	„ in sacks, the ton	1 8	1 3		
	Flowers, Artificial, the case	0 4	0 3		

under which levied. Act of Council.	SPECIFICATION OF TAXES, DUTIES, &c.—*continued.*	Inwards.	Outwards.	Authority under which originally established.	At what Period.
	WHARFAGE RATES—*continued.*				
	PUBLIC WHARVES—*contd.*				
		s. d.	s. d.		
	Furniture, the crate	0 8	0 6		
	„ the package or case	0 4	0 3		
	Fruit, Green, the package	0 4	0 3		
	Furs, the cask or case	0 4	0 3		
	Felloes, per 1,000	3 4	2 6		
	Ginger, the cask or case	0 4	0 3		
	„ the bag	0 2	0 1½		
	„ per 100 pockets	3 4	2 6		
	Glassware. (See Earthenware.)				
	Glass, Plate, the case	0 6	0 4½		
	„ Window, the box	0 4	0 3		
	Glue, the hogshead	0 8	0 6		
	„ the cask or case	0 4	0 3		
	Grates and Stoves, each	0 4	0 3		
	Grain. (See Corn.)				
	Grindstones, each	0 1	0 0¾		
	Grindery, the cask or case	0 6	0 4½		
	Gunny Bags, the bale	0 4	0 3		
	Gunpowder, free	....	....		
	Gum, the cask or case	0 4	0 3		
	„ Kawrie, per ton	1 8	1 3		
	Gypsum, the hogshead	0 8	0 6		
	„ the cask or case	0 4	0 3		
	„ loose, the ton	1 8	1 3		
	Guano, loose, the ton	1 8	1 3		
	Hair, the cask or case	0 4	0 3		
	„ the hogshead	0 6	0 4½		
	Hams, loose, the dozen	0 2	0 1½		
	„ the hogshead	1 0	0 9		
	„ the case or cask	0 4	0 3		
	Hardware, the hogshead or crate	0 8	0 6		
	„ Ironmongery, the cask or case	0 6	0 4½		
	„ the bag or keg	0 2	0 1½	Order of Governor King	11 Oct., 1800.
	„ the bundle	0 4	0 3		
	Harps, each	1 0	0 9	Order of Governor Bligh	11 Nov., 1807.
	Harrows, each	0 4	0 3		
	Hats, the case	0 4	0 3	Proclamation,	14 Aug., 1818.
	Hay, the ton	1 8	1 3	which was	
8 Vict., No. 16 (20 Dec., 1844).	Hemp, loose, the ton	1 8	1 3	legalized by	
	„ „ the bale	0 4	0 3	Act of Council 6 Geo. IV., No. 20	1 Nov., 1825.
	Herrings. (See Fish.)				
	Hides, per 40	1 9	1 3		
	Honey, the package	0 4	0 3	Acts of Council—	
	Hops, the bale or bag	0 8	0 6	3 Wm. IV., No. 6	31 Aug., 1832.
	„ the pocket	0 4	0 3	4 Vic., No. 4	21 July, 1840.
	Hoops, Wood, the bundle	0 1	0 0¾	7 Vic., No. 12	8 Dec., 1843.
	„ Iron. (See Iron.)				
	Horses, each	1 0	0 9		
	„ Cob or Pony	0 6	0 4½		
	Horns, per 100	1 8	1 3		
	Hoofs, per ton	2 4	1 9		
	Ice, the ton	1 0	0 9		
	India-rubber, the package	0 4	0 3		
	Iron, in bars, hoop or rod, pig or sheet, pots, tire, or hurdles, the ton	1 8	1 3		
	„ Machinery, the ton	2 4	1 9		
	Ironmongery, cask or case	0 6	0 4½		
	Isinglass, the package	0 4	0 3		
	Ivory, the package	0 4	0 3		
	Instruments, Metal	0 6	0 4½		
	Jute. (See Hemp.)				
	Lacquered Ware, the package	0 4	0 3		
	Lard, the case or cask	0 4	0 3		
	„ the keg	0 2	0 1½		
	Laths, per 1,000	0 6	0 4½		
	Lead, in rolls or loose, the ton	1 8	1 3		
	Leather, the bale or case	0 4	0 3		
	„ loose, the ton	2 4	1 9		
	Leeches, the package	0 4	0 3		
	Lime, the ton	1 8	1 3		
	Logwood, the ton	....	....		
	„ in casks, according to size.				
	Looking-glasses	0 6	0 4½		
	Manufactures, the package	0 4	0 3		
	„ soft goods				
	Mangles, each	0 8	0 6		

WHARFAGE RATES—*continued.*

Act of Council under which levied.	SPECIFICATION OF TAXES, DUTIES, &c.—*continued.*	Inwards.	Outwards.	Authority under which originally established.	At what Period.
	PUBLIC WHARVES—*contd.*	s. d.	s. d.		
	Marble, manufactured, the package	0 8	0 6		
	„ in blocks, the ton	1 8	1 3		
	Matting, the roll	0 2	0 1½		
	Machinery, per case	0 6	0 4½		
	„ castings, per ton	2 4	1 9		
	Minerals, the ton	0 6	0 3		
	Mill-stones, each	1 4	1 0		
	Molasses, the puncheon	0 8	0 6		
	„ the hogshead	0 6	0 4½		
	„ the cask	0 4	0 3		
	„ in tanks, the ton	1 8	1 3		
	Mother-of-pearl Shells, the ton	1 8	1 3		
	Mules, each	0 8	0 6		
	Mustard, the cask or case	0 4	0 3		
	Musical Instruments (not Piano or Harp), the case	0 8	0 6		
	Nails, the cask	0 4	0 3		
	„ bag or keg	0 2	0 1½		
	Needles, per case	0 6	0 4½		
	Nuts, the case	0 4	0 3		
	Nutmegs, the bag	0 2	0 1½		
	Oats. (See Corn.)				
	Oakum, the ton	1 8	1 3		
	Oatmeal, the cask or case	0 4	0 3		
	„ the keg	0 2	0 1½		
	Oars, per dozen	0 4	0 3		
	Oil-cake, loose, the ton	1 8	1 3		
	„ in casks, according to size.				
	Oil, Black or Sperm, the tun	1 4	1 0		
	„ if in quantities of less than a tun to be charged by the cask.				
	Linseed and other Oils, the butt	1 4	1 0		
	„ „ the pipe	0 8	0 6	Order of Governor King	11 Oct., 1800.
	„ „ the hogshead	0 6	0 4½		
	„ „ the cask	0 4	0 3	Order of Governor Bligh	11 Nov., 1807.
	„ „ the chest or case	0 4	0 3		
	Oilmen's Stores, the sugar hogshead	1 0	0 9	Proclamation, which was legalized by Act of Council 6 Geo. IV., No. 20	14 Aug., 1818.
	„ „ the hogshead	0 6	0 4½		
8 Vict., No. 16 (20 Dec., 1844)	„ „ the cask or case	0 4	0 3		
	„ „ the keg, basket, or bag	0 2	0 1½		1 Nov., 1825.
	Onions, per ton	1 1½	0 10		
	Ornaments, figures, &c.	0 8	0 6		
	Paint, sugar hogshead	1 4	1 0	Acts of Council— 3 Wm. IV., No. 6.	31 Aug., 1832.
	„ (and see Colours) hogshead	0 8	0 6	4 Vic., No. 4.	21 July, 1840.
	„ the butt	1 8	1 3	7 Vic., No. 12.	8 Dec., 1843.
	„ the keg, according to weight.				
	Palings, per 1,000	5 0	....		
	Pails, per dozen	0 3	0 2		
	Paddy, in bulk, the ton	1 1½	0 10		
	„ the bag	0 1	0 0¾		
	Paper, the bale or case	0 4	0 3		
	Pease, the cask or case	0 4	0 3		
	„ the bag or keg	0 2	0 1½		
	„ the butt	1 4	1 0		
	Pepper and Spices, the bag	0 2	0 1½		
	Pianofortes, each	1 4	1 0		
	Pigs, each	0 2	0 1½		
	Pictures, the case	0 4	0 3		
	Piece goods, the bale or case	0 4	0 3		
	Pitch, the barrel	0 4	0 3		
	Ploughs, Harrows, or Drills, each	0 4	0 3		
	Pork, the barrel	0 4	0 3		
	„ the half-barrel	0 2	0 1½		
	Potatoes, the ton	1 8	1 3		
	Quicksilver, the bottle	0 2	0 1½		
	Raisins, under 30 lbs., the box	0 1	0 0¾		
	„ 30 to 56 lbs., the box	0 2	0 1½		
	„ 56 lbs. and upwards	0 4	0 3		
	Rattans. (See Canes.)				
	Rice, the bag	0 1	0 0¾		
	Rope, the ton	2 4	1 9		
	Salt, the ton	1 0	0 9		
	„ the basket, the hogshead	0 8	0 6		
	„ the sugar hogshead	1 4	1 0		
	Sago, the cask or case	0 4	0 3		
	„ the bag	0 1	0 0¾		

Act of Council under which levied.	SPECIFICATION OF TAXES, DUTIES, &c.—*continued.*	Inwards.	Outwards.	Authority under which originally established.	At what Period.
	WHARFAGE RATES—*continued.*				
	PUBLIC WHARVES—*contd.*	s. d.	s. d.		
	Seltzer and Soda Water, per dozen	0 1	0 0¾		
	Sashes, per bundle of six	0 4	0 3		
	Sheep or Goats, each	0 2	0 1½		
	Shingles, per 1,000	0 8	1 6		
	Ship's Hearth, per ton	2 4	1 9		
	Shot, the cask	0 4	0 3		
	„ the bag or keg	0 2	0 1½		
	Shooks, the bundle	0 2	0 1½		
	Shower-baths	0 6	0 4		
	Soap, 112 lbs. the box	0 4	0 3		
	„ 56 lbs.	0 2	0 1½		
	„ 28 lbs.	0 1	0 0¾		
	Skins, loose, per dozen	0 2	0 1½		
	„ the cask or case	0 4	0 3		
	„ the hogshead	0 8	0 6		
	Slates, per 1,000	1 8	1 3		
	„ writing, per case	0 6	0 4½		
	Slops, the hogshead	0 8	0 6		
	„ the bundle	0 4	0 3		
	„ the bale	0 6	0 4½		
	„ the case	0 4	0 3		
	Spades, Shovels, Forks, and Frying-pans, the dozen	0 2	0 1½		
	Spars, the foot	0 0½	0 0¾		
	Spelter, the ton	1 8	1 3		
	Starch, the case	0 4	0 3		
	Stationery, the package	0 4	0 3		
	Staves, per 100	1 0	0 9		
	Steel, the ton	2 4	1 9		
	Steam Engines and Boilers, per ton	2 4	1 9		
	Steel, the cask or case	0 6	0 4½		
	Sugar, refined, per sugar hogshead	1 4	1 0		
	„ „ the hogshead	0 8	0 6		
	„ „ the tierce	0 6	0 4		
	„ „ the cask or case	0 4	0 3		
	„ raw, the bag	0 1	0 0¾	Order of Governor King	11 Oct., 1800.
	„ „ in casks or baskets, the ton	1 8	1 3		
	Spokes, per 1,000	1 8	1 3	Order of Governor Bligh	11 Nov., 1807.
	Tallow, the hogshead	0 6	0 4½	Proclamation, which was legalized by Act of Council, 6 Geo. IV. No. 20	14 Aug., 1818.
	„ Slush, or Fat, the cask	0 4	0 3		
8 Vict., No. 16 (20 Dec., 1844.)	Tar or Pitch, the barrel	0 4	0 3		
	Tea, the chest	0 4	0 3		1 Nov., 1825.
	„ the half-chest	0 2	0 1½		
	„ the box	0 1	0 0¾		
	Timber, the load	1 8	1 3	Acts of Council—	
	Tin Plates, the box	0 4	0 3	3 Wm. IV, No. 6	31 Aug., 1832.
	Threshing and Winnowing Machines, each	2 0	1 6	4 Vict., No. 4	21 July, 1840.
	Treenails	1 8	1 3	7 Vict., No. 12.	8 Dec., 1843.
	Twine, the hogshead	0 8	0 6		
	„ the bale, cask, or case	0 4	0 3		
	Tobacco, the hogshead	1 0	0 9		
	„ the tierce	0 6	0 4½		
	„ the keg	0 2	0 1½		
	„ the basket or roll	0 1	0 0¾		
	Toys and turnery, the cask or case	0 4	0 3		
	Tongues and Tripe, the keg	0 2	0 1½		
	Tubs, per nest	0 4	0 3		
	Vitriol, the case	0 8	0 6		
	„ the carboys	0 4	0 3		
	Vinegar, the hogshead	0 6	0 4		
	„ the barrel or half-hogshead	0 3	0 2		
	Wheels, cart or carriage, each	0 2	0 1½		
	Whalebone, the ton	2 4	1 9		
	Whale and other Boats, each	0 8	0 6		
	Wheelbarrows, each	0 2	0 1½		
	Wine and Spirits, the leaguer	1 0	0 9		
	„ „ the half-leaguer	0 8	0 6		
	„ „ the pipe, butt, or puncheon	0 8	0 6		
	„ „ the hogshead	0 6	0 4¼		
	„ „ the barrel or quarter cask	0 3	0 2½		
	„ „ the 1 or 3 dozen cask or case	0 2	0 1½		
	„ „ 3 or 4 dozen	0 3	0 2¼		
	„ „ 5 or 6 dozen	0 4	0 3		
	„ „ above 6 dozen	0 6	0 4½		
	Gin, case of 4 gallons	0 4	0 3		
	„ „ 2 gallons	0 2	0 1½		
	Wool, the bale	0 4	0 3		
	Woolpacks, the bale	0 4	0 3		
	Yams	1 1½	0 10		

Act of Council under which levied.	SPECIFICATION OF TAXES, DUTIES, &c.—*continued.*			Authority under which originally established.	At what Period.
	WHARFAGE RATES—*continued.*				
	PUBLIC WHARVES—*contd.*	Inwards.	Outwards.		
		s. d.	s. d.	Order of Governor King ..	11 Oct., 1800.
8 Vict., No. 16 (20 Dec., 1844).	Unenumerated goods—			Order of Governor Bligh ..	11 Nov., 1807.
	„ „ heavy, the ton	2 4	1 9	Proclamation, which was legalized by Act of Council, 6 Geo. IV, No. 20 ..	14 Aug., 1818.
	„ „ ditto, in packages, the tun butt ..	1 4	1 0		
	„ „ the butt or puncheon	0 8	0 6		
	„ „ the hogshead or crate	0 6	0 4½		1 Nov., 1825.
	„ „ the barrel	0 4	0 3		
	„ „ the keg or firkin	0 2	0 1½		
	„ „ the bundle or case	0 4	0 3		
	„ „ the jar, can, or bottle	0 1	0 0½		
				Acts of Council—	
				3 Wm. IV, No. 6	31 Aug., 1832.
				4 Vict., No. 4 ..	21 July, 1840.
				7 Vict., No. 12..	8 Dec., 1843.
	LICENSES.				
	MINING.	£ s.			
	MINERS' RIGHTS—If issued between 1 January and 30 June in any year to be in force till 31 December .. each	0 10	0		
	If issued between 30 June and 31 December, to be in force till 31 December .. .. each	0 5	0		
	Miners' Rights may also be issued for any period not exceeding fifteen years upon payment of a sum at the rate of 10s. for every year for which the same is to be in force.				
	BUSINESS LICENSES—If issued for twelve months .. each	1 0	0		
	If issued for six months	0 10	0	Proclamation.....	22 May, 1851.
	Mineral Licenses—For a period of twelve months	1 0	0	Government Notices ..	23 May, 1851. 1 June, 1851. 7 Oct., 1851. 29 Mar., 1852.
37 Vict., No. 13, (1 May, 1874), Government Regulations, 13 July, 1874 ..	LEASES OF AURIFEROUS TRACTS—1 to 25 acres alluvial and quartz reef .. .. per acre	1 0	0	Acts of Council—	1 Feb., 1853.
	Mineral Leases—Not less than 40 acres for Coal, and not less than 20 acres for other Minerals .. per acre	0 5	0	16, 17, 18, 19, and 20 Vict., Nos. 43, 23, 19, 20 and 29; and 25 Vic. No. 4 ..	1 Oct., 1853. 1 Jan., 1855. 1 Jan., 1856. 11 Mar., 1857. 22 Nov., 1861.
	Summons to attend Warden's Court	0 2	6		
	For each transfer	0 10	0	Government Notices ..	5 Aug., 1858. 9 Feb., 1862. 31 July, 1866. 24 Sept., 1869. 17 Feb., 1870. 13 July, 1874.
	For each mortgage or other encumbrance	0 10	0		
	For each sub-lease	1 0	0		
	For amalgamation of mineral lots .. .. each lot	0 10	0		
	For copy of, or extract from, any entry, record, report, instrument, or document .. .. .. per folio	0 1	6		
	For copy of any plan of one lease	0 5	0		
	For copy of every additional lease on same plan	0 2	6		
	For inspection of any record	0 1	0		
	RENT OF RUNS HELD FOR PASTORAL PURPOSES BEYOND THE SETTLED DISTRICTS.				
Act of the Parliament of New South Wales, 25 Vict., No. 2 (18 Oct., 1861)..	The minimum rent is £10 per annum—the rent being determined by an appraisement of the fair annual value of the runs for pastoral purposes			25 Vict., No. 2 ..	18 Oct., 1861.

278677

Act of Council under which levied.	SPECIFICATION OF TAXES, DUTIES, &c.—*continued.*		£ s. d.	Authority under which originally established.	At what Period.
	LICENSES—*continued.*				
	RENT OF LEASES WITHIN THE SETTLED DISTRICTS.				
Government Regulations of 1 Nov., 1861 ..	Minimum rent of leases acquired at auction, for every section of 640 acres	per annum	1 0 0	Government Regulations..	1 Nov., 1861.
	Minimum rent of renewed leases, for every section of 640 acres	do.	2 0 0		
	Rent of pre-emptive leases to holders of land in fee simple, for every 640 acres	do.	2 0 0		
	For any smaller area, not less than	do.	1 0 0		
	TRANSFER FEES.				
Government Regulations of 1 Nov., 1861 ..	On recording the transfer of lease or right of lease in any run beyond Settled Districts, a fee of		2 0 0	Government Regulations..	1 Nov., 1861.
	TIMBER AND OTHER LICENSES.				
Government Notice, 14 Dec., 1866	To cut timber as well cedar or pine as hardwood, or for quarrying stone or digging clay, gravel, shells, or other material, per annum		3 0 0	Government Notices ..	21 July, 1826.
	To cut hardwood only, per annum		1 0 0		24 April, 1835.
	Licenses are ordinarily in force from date of issue to the 31st December; but are granted at any time, available to the end of the current quarter or half-year—for which one-quarter or one-half the regulated fee will be charged respectively.				21 May, 1839. 16 Sept., 1850. 1 Nov., 1861. 19 July, 1864.
Government Notice, 29 Dec., 1865	PASTORAL LEASE FEE.—On the preparation and issue of lease for pastoral purposes		1 0 0	Government Notice ..	29 Dec., 1865.
	AUCTIONEER'S GENERAL LICENSE.				
11 Vict., No. 16 (31 Aug., 1847).	For all parts of the Colony, including the city of Sydney..	Annually	15 0 0	Order of Governor King	15 Jan., 1801.
	AUCTIONEER'S DISTRICT LICENSE.			Act of Council 9 Geo. IV, No. 13 ..	9 Aug., 1828.
	For a Police District only	do	2 0 0		
	SPIRIT MERCHANTS.				
20 Vict., No. 37 (18 Mar., 1857).	Registration of the same, and description of the premises of any Spirit Merchant, if his premises are situated within the boundaries of the city	do	30 0 0	20 Vict., No. 37..	18 Mar., 1857.
	If situated elsewhere	do	20 0 0		
	PUBLICAN'S GENERAL LICENSE.				
Act of Parliament of New South Wales, 25 Vict., No. 14. (Assented to, 20 Jan., 1862).	To retail fermented and spirituous liquors ..	do	30 0 0	Government Order ..	21 July, 1810.
	And if allowed to keep a billiard-table, the additional sum of	do	10 0 0	Acts of Council—	
	And if allowed to keep a bagatelle-table, the additional sum of	do	5 0 0	7 Geo. IV, No. 2	20 Feb., 1826.
				6 Geo. IV. No. 4	8 Feb., 1825.
				11 Geo. IV, No. 11	12 May, 1830.
				3 Wm. IV, No. 8	13 June, 1833.
				2 Vict., No. 18..	26 Sept., 1838.
	PACKET LICENSE.			13 Vict., No. 29..	2 Oct., 1849.
	To retail fermented and spirituous liquors, during the time the vessel is actually on her passage	do	5 0 0	17 Vict., No. 6 ..	8 July, 1853.
				Government Order ..	3 Feb., 1821.
13 Vict., No. 27 (27 Sept., 1849)	DISTILLING SPIRITS..	do	10 0 0	Acts of Council—	
				6 Geo. IV, No. 20	1 Nov., 1825.
				2 Vict., No. 24..	12 Oct., 1838.
				3 Vict., No. 9 ..	18 Sept., 1839.
	RECTIFYING AND COMPOUNDING SPIRITS.. ..	do	10 0 0	Acts of Council—	
	APOTHECARY, CHEMIST, OR DRUGGIST, or any other person to use a still of not more than 8 gallons for any scientific purpose, or for making scent or perfume	do	2 0 0	2 Vict., No. 24..	12 Oct., 1838.
				3 Vict., No. 9 ..	18 Sept., 1839.
	To distil Brandy from Wine made in the Colony	do	1 0 0	Act of Council 13 Vict., No. 27	1 Oct., 1849.
	Auctioneers', Distillation Licenses, &c., cease and determine on 31 December; Publicans' Licenses, &c., on 30 June in each year.				
	HAWKER'S AND PEDLER'S.				
*13 Vic., No. 26 (9 Oct., 1849).. *The 11th & 12th sections amended by Act of the Parliament of New South Wales, 26 Vict., No. 2.	For trading on foot within a Police District ..	Annually	1 0 0	Proclamation	30 April, 1818.
	For trading by pack-horse or other animal, or by cart or other vehicle, or by a boat, vessel, or craft, within a Police District	do	2 0 0	Act of Council 5 Wm. IV, No. 7 ..	25 July, 1834.
	Licenses may be granted on the first ordinary sitting day of any month.				
	EXEMPTIONS.				
	Under the Act of Council 16 Vict., No. 4, sale of books pamphlets, periodicals, or other printed publications.				

Act of Council under which levied.	SPECIFICATION OF TAXES, DUTIES, &c.—*continued.*	£ s. d.	Authority under which originally established.	At what Period.
	LICENSES—*continued.*			
	PAWNBROKERS'.			
13 Vict., No. 37 (10 Oct., 1849).	For a Police District .. ..annually Licenses are in force for one year from the date thereof.	10 0 0	Act of Council 13 Vict., No. 37	10 Oct., 1849.
*6 Wm. IV, No. 2 (4 Aug., 1835).	STAGE CARRIAGE .. .. do. For a copy of such license .. .. .. do. Licenses cease and determine on 30 Sept. in each year.	0 5 0 0 1 0	Act of Council 6 Wm. IV, No. 2	4 Aug., 1835.
4 Wm. IV, No. 7 (6 Aug., 1833).	PORTERS', SYDNEY .. .. do.	0 5 0	Act of Council 4 Wm. IV, No. 7	6 Aug., 1833.
4 Vict., No. 17 (6 Oct., 1840).	BOATMEN .. .. do.	0 5 0		
5 Wm. IV, No. 1 (4 July, 1834).	SLAUGHTERING CATTLE INTENDED FOR SALE .. do.	0 2 6	Government Order ..	12 May, 1811.
			Act of Council 11 Geo. IV, No. 4 ..	15 Mar., 1830.
	* Repealed by Act 36 Vict., No. 14—so far as it is applicable to Stage Carriages, the licensed termini of which are brought within the Police District of Sydney.			
	TONNAGE DUTY.	s. d.		
14 Vict., No. 15 (19 Sept., 1850)	Per ton register, per diem 0 0½		8 Vict., No. 16 .. 7 Vict., No. 12 ..	20 Dec., 1844. 8 Dec., 1843.
Acts of Council, 19 Vict., No. 25, (13 Nov., 1855.) 20 Vict., No. 12, duty not to be leviable before 1 January, 1858	HUNTER RIVER—TONNAGE DUTY. Every ship or vessel entering the river Hunter from the sea, 6d. per ton of the registered tonnage of such ship or vessel. EXCEPTIONS. Tonnage duty not required to be paid on account of any ship or vessel (except steamers navigating the river to ports above the port of Newcastle) at any time within four months next after a previous payment thereof on account of such ship or vessel, nor on account of steamers so navigating at any time within two months next after such previous payments on account of such steamers.		Act of Council 19 Vict., No. 25	1 Jan., 1857.
Acts of the Parliament of New South Wales, 25 Vict., Nos. 5 & 6. (3 Dec., 1861).	KIAMA AND WOLLONGONG—TONNAGE DUTY. Every ship or vessel entering the harbour of Kiama or Wollongong, 6d. per ton of the registered tonnage of such vessel. Such tonnage duty shall not be demanded or become payable before the 1st July, 1862.*		25 Vict., Nos. 5 & 6	3 Dec., 1861.
	* By recent enactments (27 Victoria) such tonnage duty not to be demanded or become payable before 1st July, 1864.			
	TOLLS.	s. d.		
2 Wm. IV, No. 12 (9 March, 1832)	For every sheep, lamb, pig, or goat .. .. 0 0¼ ox, or head of neat cattle .. .. 0 1 horse, mare, gelding, ass, or mule .. .. .. 0 2 cart, dray, or other such vehicle, with two wheels, drawn by 1 horse or other animal .. .. .. 0 3 If drawn by 2 horses or ditto .. .. .. 0 4 If drawn by 3 horses or ditto .. .. .. 0 5 If drawn by 4 horses or ditto .. .. .. 0 6 horse or other animal above 4, drawing a cart, dray, or other such vehicle, with two wheels .. .. 0 1 wain, waggon, or other such carriage, with 4 wheels, drawn by 2 horses or other animals .. .. 0 8 If drawn by 3 horses or ditto .. .. .. 0 9 If drawn by 4 horses or ditto .. .. .. 0 10 horse or other animal above 4, drawing a waggon or other such carriage with 4 wheels .. .. .. 0 2 gig, chaise, or other such carriage on springs, with 2 wheels, drawn by 1 horse or other animal .. 0 6 If drawn by 2 horses or other animals .. .. 0 9 coach, chariot, or other such carriage, on springs, with 4 wheels, drawn by 1 horse or other animal .. 0 9 If drawn by 2 horses or other animals .. .. 1 0 If drawn by 3 horses or ditto .. .. .. 1 3 If drawn by 4 horses or ditto 1 6		Proclamation ..	30 Mar., 1811.
	MEMO.—The Governor, by Proclamation, can increase or diminish the above rates, by section 5 of 14 Vict., No. 5.			

Act of Council under which levied.	SPECIFICATION OF TAXES, DUTIES, &c.—*continued.*		Authority under which originally established.	At what Period.
	FERRIES.			
		s. d.		
2 Wm. IV. No. 12 (9 March, 1832)	For every foot passenger	0 2	Government Order	7 May, 1823.
	horse, mare, gelding, ass, or mule, drawing or not drawing	0 6		
	gig, dray, or cart, with two wheels only	1 0		
	waggon, carriage, or other vehicle, with 4 wheels	1 6		
	ox, or head of neat cattle, drawing or not drawing, being more than 10 in number	0 3		
	not exceeding 10	0 4		
	sheep, lamb, pig, or goat	0 0½		
	MEMO.:—The Governor, by Proclamation, can increase or diminish the above charges, by Act 14 Vict., No. 5, section 5.			
	MARINE BOARD.			
	PILOTAGE AND LIGHT RATES.			
	PILOTAGE RATES.	s. d.		
	On arrival and departure per ton	0 4		
	And one moiety of such rate in case a vessel being compelled to return into port after having put to sea; but in no case shall the amount of such rate be less than £2 10s. for the port of Sydney or Newcastle, nor less than £1 5s. for any other port of the Colony.			
	HARBOR AND LIGHT RATES.	s. d.		
	Every registered ship, whether propelled by steam or otherwise (vessels employed in the whaling trade excepted), a half yearly rate of per ton	0 4		
	Such payment exempts any ship from any further payment at any other port or place where tonnage dues are now or may hereafter be leviable.			
	Such rates to be payable on or before 30 June and 31 December.			
	No rate levied on any ship compelled to put into port by stress of weather, or to repair damages.			
	HARBOUR REMOVAL DUES.	£ s. d.		
	For any ship not exceeding 300 tons	1 0 0		
	Exceeding 300 tons and not exceeding 400 tons	1 5 0		
	„ 400 „ 500 „	1 10 0		
	„ 500 „ 600 „	1 15 0		
	„ 600 „ 800 „	2 0 0		
	„ 800 „ 1,000 „	2 10 0		
	„ 1,000 tons	3 0 0		
Act of the Parliament of New South Wales, 35 Vic., No. 7..	FEES FOR PILOTAGE CERTIFICATE.		Proclamation ..	6 Feb., 1819.
			Act of Council 3 Wm. IV. No. 6 ..	31 Aug., 1832.
	Ships not exceeding 50 tons	1 10 0	16 Vict., No. 46 ..	28 Dec., 1852.
	Exceeding 50 tons and not exceeding 100 tons	2 0 0	22 Vict., No. 4 ..	21 July, 1858.
	„ 100 „ 150 „	2 10 0		
	„ 150 „ 200 „	3 0 0		
	„ 200 „ 300 „	4 0 0		
	Above 300 tons	5 0 0		
	FEES FOR CERTIFICATES OF SERVICE.			
	For a master of a foreign-going ship	2 0 0		
	„ of a coast-trade ship	1 0 0		
	„ of a harbor and river steamer	1 0 0		
	For a mate of a foreign-going ship	1 0 0		
	„ of a coast-trade ship	0 10 0		
	For a first-class engineer's certificate	1 10 0		
	For a second-class engineer's certificate	1 0 0		
	FEES FOR CERTIFICATES OF COMPETENCY.			
	For a master of a foreign-going ship	2 10 0		
	„ of a coast-trade ship	1 10 0		
	„ of a harbor and river steamer	1 10 0		
	For a first mate of a foreign-going ship	1 10 0		
	For a second mate of a foreign-going ship, or mate of a coast trade ship	1 0 0		
	For a first-class engineer's certificate	2 0 0		
	For a second class „	1 10 0		
	For a third class „	1 0 0		

Act of Council under which levied.	SPECIFICATION OF TAXES, DUTIES, &c.—*continued.*		Authority under which originally established.	At what Period.
	MARINE BOARD—*continued.*			
	FEES FOR STEAM CERTIFICATES.			
	Owners of steam-ships requiring certificates, as follows :—	£ s. d.		
	Where the tonnage does not exceed 50 tons	1 0 0		
	Exceeding 50 tons and not exceeding 100 tons	2 0 0		
	„ 100 „ 300 „	3 0 0		
Act of the Parliament of New South Wales, 35 Vict., No. 7	Above 300 tons	4 0 0	Proclamation ..	6 Feb., 1819.
			Act of Council, 3 Wm. IV. No. 6 ..	31 Aug., 1832.
	FEES for swinging of ships for the purpose of ascertaining and adjusting any deviation in their compasses :—			
	For vessels under 500 tons register	2 0 0	16 Vict., No. 46..	28 Dec., 1852.
	For vessels over 500 tons and under 750 tons register...	2 10 0	22 Vict., No. 4 ..	21 July, 1858.
	For vessels over 750 tons register	3 0 0		
	SHIPPING MASTERS, SYDNEY AND NEWCASTLE.			
		Engagement of Crews. / Discharge of Crews.		
		£ s. d. / £ s. d.		
	Vessels under 30 tons	0 2 0 /		
	30 to 60 „	0 4 0 / 0 4 0		
	60 to 100 „	0 7 0 / 0 7 0		
	100 to 200 „	0 15 0 / 0 15 0		
	200 to 300 „	1 0 0 / 1 0 0		
	300 to 400 „	1 5 0 / 1 5 0		
	400 to 500 „	1 10 0 / 1 10 0		
	500 to 600 „	1 15 0 / 1 15 0		
	600 to 700 „	2 0 0 / 2 0 0		
	700 to 800 „	2 5 0 / 2 5 0		
	800 to 900 „	2 10 0 / 2 10 0		
	900 to 1,000 „	2 15 0 / 2 15 0		
	Every 100 tons above 1,000	0 5 0 / 0 5 0		
	Engagement of seamen, separately .. .. .. each		0 2 0	
27 Vict., No. 13 (22 April, 1864)	Discharge of ditto .. .. „		0 2 0	
	Foreign-going ships' articles .. .. „		0 2 0	17 Vict., No. 36.. 1 Jan., 1854.
	Colonial ditto .. .. „		0 1 0	
	Steamers ditto .. .. „		0 2 0	
	Advance notes .. .. „		0 0 3	
	Inward lists .. .. „		0 0 3	
	Outward lists .. .. „		0 0 3	
	Accounts of wages .. .. „		0 0 3	
	Allotment of notes .. .. „		0 0 3	
	Certificates of discharge .. .. „		0 0 3	
	Mutual release .. .. „		0 0 3	
	Account of changes in crew .. .. „		0 1 0	
	License to ship .. .. „		0 0 3	
	Submission to arbitration .. .. „		0 0 3	
	Award by Shipping Master .. .. „		0 0 3	
	Advance note advices .. .. „		0 0 3	
	Official Log Books .. .. „		0 3 6	
	Reports of character .. .. „		0 0 3	
	FITZ ROY DRY DOCK, COCKATOO ISLAND.			
	Conditions.			
Governor and Executive Council ..	All vessels belonging to H. M. Navy, the Colonial Government, and men-of-war of other nations, will be admitted to repair in the Fitz Roy Dock, Sydney Harbour, free of any dock dues or rates, but they will be required to repay all actual expenditure of stores, wages, and material.		Governor and Executive Council ..	30 Aug., 1861.
	All other vessels will be liable to a minimum dock-rate of 6d. per ton per diem, if of 1,500 tons register or upwards, and an additional $\frac{1}{8}$th of a penny per ton for every decrease of 50 tons or portion of 50 tons down to a maximum rate of 9d. per ton for a vessel of 300 tons, and all below, as set forth in the scale attached hereto.			
	Double rates will be charged for the day of docking.			
	The Dock dues will include and cover the cost of pumping, shoring, wedges, and blocking, and the cost of all labour connected with opening and closing the Dock, and all incidental labour connected with the actual operation of docking a vessel.			
	No vessel will be permitted to enter the Dock with gunpowder or combustible ammunition on board.			
	Workshops and Machinery.			
	Vessels in Dock and private engineering establishments will be permitted to avail themselves of any portion of the machinery of the Dockyard workshops on payment of a rate per hour; preference being always given to the requirements of a vessel in Dock. These charges will be in addition to Dock dues, and in accordance with the rates mentioned in the subjoined Schedule.			
	The rate for the machinery will include the cost of putting and maintaining the machine in motion, the use of the 20-ton overhead traversing crane, and all tools belonging to the Machine in use, but nothing further.			

Act of Council under which levied.	SPECIFICATION OF TAXES, DUTIES, &c.—*continued.*		Authority under which originally established.	At what Period.
	FITZ ROY DRY DOCK, COCKATOO ISLAND—*contd.*			
	DOCK DUES. *Scale of Charges.*	Per ton per diem. s. d.		
Governor General and Executive Council ..	1,500 tons, and all above	0 6	Governor General and Executive Council ..	30 Aug., 1861.
	1,450 tons, and under 1,500	0 6½		
	1,400 „ „ 1,450	0 6¼		
	1,350 „ „ 1,400	0 6⅛		
	1,300 „ „ 1,350	0 6½		
	1,250 „ „ 1,300	0 6⅜		
	1,200 „ „ 1,250	0 6¼		
	1,150 „ „ 1,200	0 6⅛		
	1,100 „ „ 1,150	0 7		
	1,050 „ „ 1,100	0 7⅛		
	1,000 „ „ 1,050	0 7¼		
	950 „ „ 1,000	0 7⅜		
	900 „ „ 950	0 7½		
	850 „ „ 900	0 7⅝		
	800 „ „ 850	0 7¾		
	750 „ „ 800	0 7⅞		
	700 „ „ 750	0 8		
	650 „ „ 700	0 8⅛		
	600 „ „ 650	0 8¼		
	550 „ „ 600	0 8⅜		
	500 „ „ 550	0 8½		
	450 „ „ 500	0 8⅝		
	400 „ „ 450	0 8¾		
	350 „ „ 400	0 8⅞		
	300 „ „ 350	0 9		
	Schedule of Rates for the use of Machinery.	Per hour, or fractional part of an hour. s. d.		
	5 foot centre lathe	5 0		
	9 x 9 x 21 planing machine	5 0		
	4 x 4 x 11 do.	2 6		
	18-inch centre break lathe	3 6		
	12-inch centre lathe	2 6		
	Slotting machine	3 0		
	Vertical boring machine	2 6		
	Boring mill	2 0 (In addition to cost of lathe.)		
	Small vertical drill	1 0		
	Punching and shearing machine	3 0		
	40-cwt. Nasmyth's hammer	10 0 (Does not include furnace fuel.)		
	5-cwt. do.	4 0		
	25-ton jib crane	1 0 (Per ton per hour o part of an hour.)		
	NOTE.—The Dock has from 19 to 20 feet of water over the Caisson-sill at high-water, and is now capable of taking in a vessel of 350 feet overall, and when completed, 400.			
	POSTAGE RATES. *Letters.*	s. d.		
31 Vict., No. 4.	Town	per half ounce 0 1	Govt. Order ..	23 June, 1810.
	Inland	„ 0 2	Proclamation under Act of Council, 6 Geo. IV, No. 23 ..	6 Dec., 1825.
	Intercolonial, viz.:—		Acts of Council—	
	Victoria—by sea or overland	„ 0 2	5 Wm. IV, No. 24	23 June, 1835.
	Queensland—by sea or overland	„ 0 2	2 Vict., No. 17 ..	25 Sept., 1838.
	South Australia—by sea or overland	„ 0 2	5 Vict., No. 15 ..	14 Dec., 1841.
	Tasmania	„ 0 2	11 Vict., No. 47 ..	15 June, 1848.
	Western Australia	„ 0 2	13 Vict., No. 38 ..	1 Jan., 1850.
	New Zealand	„ 0 2	15 Vict., No. 12 ..	22 Dec., 1851.
	British Colonies not mentioned above, the United Kingdom, and Foreign Countries ..	„ 0 6	16 Vict., No. 35 ..	27 Dec., 1852.
	Seamen's and Soldiers' Letters.		18 Vict., No. 17 ..	30 Sept., 1854.
	Letters sent to or by Seamen and Soldiers in Her Majesty's Service, transmitted within the Colony, and between the Colony and any Post Office in the British Dominions, not exceeding ½ an ounce, and the postage prepaid	0 1	20 Vict., No. 26 ..	11 Mar., 1857.
			27 Vict., No. 7 ..	1 April, 1874.

Act of Council under which levied.	SPECIFICATION OF TAXES, DUTIES, &c.—*continued.*		s.	d.	Authority under which originally established.	At what Period.
	POSTAGE RATES—*continued.*					
	BOOKS, PACKETS, PATTERNS, AND SAMPLES OF MERCHANDISE.					
	Town and Country.					
	Not exceeding 2 ounces		0	1		
	Every additional 2 ounces		0	1		
	Intercolonial, viz.:—					
	Victoria, South Australia, Tasmania, Western Australia, New Zealand, Queensland	Not exceeding 1 ounce	0	1		
		„ 2 ounces	0	2		
		„ 4 „	0	4		
		Every additional 4 „	0	4		
31 Vic. No. 4	British Colonies not mentioned above, the United Kingdom, and Foreign Countries to which books, packets, patterns, and samples of merchandise can be sent	Not exceeding 1 „	0	1		
		„ 2 „	0	2	Govt. Order	23 June, 1810.
		„ 4 „	0	4	Proclamation under Act of Council, 6 Geo. IV, No. 23	6 Dec., 1825.
		Every additional 4 „	0	4		
	Printed Reports of Proceedings of Religious and Charitable Institutions, for Town Delivery.				Acts of Council,—	
	Not exceeding 4 ounces		0	1	5 Wm. IV, No. 24	23 June, 1835.
	Every additional 2 ounces or fraction of 2 ounces		0	1	2 Vict., No. 17	25 Sept., 1838.
					5 Vict., No. 15	14 Dec., 1841.
					11 Vict., No. 47	15 June, 1848.
					13 Vict., No. 38	1 Jan., 1850.
					15 Vict., No. 12	22 Dec., 1851.
					16 Vict., No. 35	27 Dec., 1852.
					18 Vict., No. 17	30 Sept., 1854.
					20 Vict., No. 26	11 Mar., 1857.
	NEWSPAPERS.				27 Vict., No. 7	1 April, 1874.
37 Vict., No. 1	Newspapers printed and posted within the Colony for transmission within New South Wales or the Australasian Colonies are transmitted free of charge, except in the case of Newspapers posted at any Post Office or Receiver in Sydney, for delivery within the boundaries of the City, and Newspapers posted after seven days from the date of publication, which are subject to a charge of one penny each		0	1		
	Newspapers for the United Kingdom, Foreign Countries, and British Colonies other than the Australasian Colonies		0	1		
	FEES.					
37 Vict., No. 4	Private Boxes, per annum each		21	0		
	Fee on Registered Letters		0	4		
	„ Late „		0	3		
	MONEY ORDERS.					
	COMMISSION FOR ISSUING MONEY ORDERS.		s.	d.		
	In the Colony.					
Governor & Executive Council, under Act 31 Victoria, No. 4 — 1 Jan., 1863	For sums not exceeding £5		0	6		1 Jan., 1863.
	For sums exceeding £5, and not exceeding £10		1	0		
	Intercolonial.					
— 8 Apl., 1863	For sums not exceeding £5		1	0	Governor and Executive Council (under Act 31 Vict., No. 4)	8 April, 1863.
	For sums exceeding £5, and not exceeding £10		2	0		
	United Kingdom.					
— 1 June 1863	For sums not exceeding £2		1	0		1 June, 1863.
	For sums exceeding £2, and not exceeding £5		2	0		
	For sums exceeding £5, and not exceeding £7		3	0		
	For sums exceeding £7, and not exceeding £10		4	0		

Act of Council under which levied.	SPECIFICATION OF TAXES, DUTIES, &c.—*continued.*	Authority under which originally established.	At what Period.

ELECTRIC TELEGRAPH.

New South Wales.

	Ten words.	Each additional word.
	s. d.	s. d.
Between all Stations in New South Wales, excepting Suburban Offices	1 0	0 1
Between Sydney and Suburban Offices	0 6	0 1
Press Rates:—		
Between all Stations in New South Wales, half the above rates.		
Between all Stations in New South Wales, Victoria Queensland, and South Australia	1 0	0 1
Intercolonial Rates:—		
From all Stations in New South Wales to—		
Victoria	2 0	0 2
South Australia	2 0	0 2
Queensland	2 0	0 2
Tasmania—		
Between all Stations in New South Wales and Tasmania	7 0	....
Each additional word—		
Per Land Lines	....	0 3
Per Cable, five words or any portion of five words	....	2 0

The Governor and Executive Council, 1 Nov., 1873, under Act 20 Vict., No. 41

British and Foreign Business.

For Messages of 20 words from Port Darwin.

	£ s. d.
Aden	8 0 6
Algeria and Tunis	8 1 0
Austria and Hungary	8 3 6
Barbary (Tripoli and Benghazi Post Malta)	7 18 6
Belgium	8 4 0
China (Hong Kong)	6 9 6
„ (Shanghai)	7 14 6
Cochin China	5 6 0
Corfu	8 4 0
Denmark	8 3 6
Egypt	9 0 6
France	8 4 0
Germany	8 3 6
Gibraltar	8 7 0
Great Britain and Ireland and Channel Islands	8 7 6
Greece (Mainland)	8 5 0
Holland	8 4 0
India (Stations West of Chittagong)	6 0 6
„ (Stations East of Chittagong and Ceylon)	6 4 6
Japan (Nagasaki)	8 14 6
Java (Banjoewangie)	2 15 0
„ (Stations East of Samarang)	2 16 0
„ (Stations West of Samarang)	2 18 0
Italy	8 1 6
London	8 6 6
Luxumberg	8 4 0
Malta	7 17 0
Norway	8 3 6
Penang	4 15 6
Portugal	8 7 0
Russia in Europe	8 4 0
„ (Caucasus)	8 10 6
„ 1st Division	8 14 6
„ 2nd Division	9 1 0
„ 3rd Division	9 13 6
Servia	8 2 6
Singapore	3 19 6
Spain	8 6 0
Sweden	8 3 0
Switzerland	8 2 6
Syra	8 7 6
Turkey in Europe	8 4 0
„ Asia Seaports	8 8 0
„ „ Inland	8 11 6
United Principalities	8 1 6
Zante, Ithaca, Cephalonia, and Spezzia	8 6 6

Act 20 Vict., No. 41. Govt. Order — 18 Dec., 1865.

America—£2 12s. 6d. for 10 words, 5s. 3d. for every additional word, exclusive of Cable, South Australia and New South Wales rates.

In addition to the above £1 5s. will be charged for every Message of 20 words or under, being the rate from New South Wales to Port Darwin. Half the rate for 20 words will be charged for every additional 10 words or fraction of 10 words.

Governor and Executive Council, 4 July, 1872 (under Act 20 Vict., No. 41)

FEES.

No. 124.—SCHEDULE of Fees, &c., received by the several Officers in the respective Departments of the Government, specifying the authority under which they were originally established, and by which the present Rates were fixed, and at what period.

Authority under which levied, or by which legalized.	SPECIFICATION OF FEES.	£ s. d.	Authority under which originally established.	At what Period.
	COLONIAL SECRETARY'S OFFICE.			
Act of Council 6 Geo. IV., No. 20. (1 Nov., 1825)	Transcript of all papers, per folio of 72 words	0 1 3	Govt. Order ..	12 Oct., 1811.
Govt. Notice of 26 July, 1849, and 30 Sept., 1853, in pursuance of the Act of Council 11 Vict., No. 39 (Aliens) ..	For every certificate of Naturalization	1 1 0	Govt. Notice ..	26 July, 1849.
	LANDS OFFICE.			
Govt. Notice, 1 March, 1843, under the authority of Her Majesty's Instructions ..	*On the preparation of title-deeds of grants or sales of land from the Crown .. .. .. — For each grant (including Town lots) where the quantity does not exceed 50 acres	0 15 0	By His Majesty's Instructions, under the Royal Sign Manual ..	20 Aug., 1789.
	— Above 50 acres, and not exceeding 300 acres	0 17 6		
	— Above 300 acres, and not exceeding 640 acres	1 0 0	As promulgated by Orders of the Governor ..	12 Oct., 1811. 9 Jan., 1832.
	— For more than 640 acres ..	2 10 0		
	* Under the Crown Lands Alienation Act of 1861, the Fee on each Deed of Grant from the Crown is £1.			
	SURVEYOR GENERAL'S OFFICE.			
Govt. Notice, 12 Aug., 1858..	Fees from Licensed Surveyors—on examination of candidates	£ s. d. 5 0 0	Govt. Notice ..	12 Aug., 1858.
Secretary for Lands, 17 Sept., 1869	From Candidates for employment as Volunteer Draftsmen..	0 10 0	Secretary for Lands	17 Sept., 1869.
	COURT OF CLAIMS.			
	FOR EXAMINING AND REPORTING UPON CLAIMS TO GRANTS OF LAND, UNDER THE GREAT SEAL OF THE COLONY OF NEW SOUTH WALES.			
Act of Council 5 Wm. IV., No. 21. (2 June, 1835)	For every summons for witnesses, each summons containing four names, by the party requiring the same	£ s. d. 0 2 6		
	For every witness examined, or document or voucher produced in evidence, by the party on whose behalf examined or produced	0 1 0	Act of Council, 4 Wm. IV., No. 9	28 Aug., 1833.
	For taking down the examination of any witness	0 1 0	Act of Council, 5 Wm. IV., No. 6	18 July, 1834.
	For every one hundred words after the first hundred, additional	0 1 0		
	For every certificate granted by Commissioners, of default, refusal to answer, or wilful withdrawing of any witness..	1 0 0		
Act of Council, 18 Vict., No. 11 (4 Aug., 1854)	For every final report, to be paid by the party or parties in whose favour report made	8 6 0	Ditto ditto, 5 Wm. IV., No. 21, and 6 Vict., No. 11.	Ditto ditto. 2 June, 1835. 16 Aug., 1842.
	By the 10th section of the Act of Council 5 Wm. IV., No. 21, poor persons are allowed to appear and prosecute their claims without payment of any of the foregoing fees, if it shall appear to the Commissioners that they are not in a condition to pay the same.			

Authority under which levied, or by which legalized.	SPECIFICATION OF FEES—*continued.*		Authority under which originally established.	At what Period.
	REGISTRAR GENERAL'S OFFICE.			
	MEMORIALS OF DEEDS AND OTHER INSTRUMENTS RELATING TO REAL PROPERTY.			
Acts of Council 7 Vic., No. 16 (20 Dec., 1843), 13 Vic., No. 45 (12 Oct., 1849), Act of the Parliament of New South Wales 20 Vic., No. 27 ..	For receiving every will or certified copy or memorial of any deed for registration, including verifying the same and indorsement of receipt on original deed	£ s. d. 0 7 6		
	For every acknowledgment, before whomsoever made, and whether already made or to be thereafter made	0 10 0		
	*For the enrolment of every grant of land hereafter issued under the Great Seal of the Colony, where the quantity granted shall not exceed 50 acres	0 5 0		
	*For ditto, where the quantity shall be over 50 but under 300 acres	0 7 6		
	*For ditto, where the quantity shall exceed 300 acres ..	0 10 0	Proclamation ..	18 Jan., 1817.
	For every search of copy of any deed, or of any memorial of deed, or will of one property	0 2 6	Acts of Council— 6 Geo. IV., No. 22 / 5 Vict., No. 21. / 7 Vict., No. 16.	16 Nov., 1825. / 3 Jan., 1842. / 20 Dec., 1843.
	For every search for any copy of any grant of land.. ..	0 2 6		
	For every examined copy of memorial, or of any deed not exceeding six folios	0 5 0		
	For every folio of 90 words, exceeding six folios	0 0 8		
	For every extract from any memorial, will, or other writing, per folio	0 0 8		
	For receiving and noting every will deposited for safe custody..	0 5 0		
	For every search for will	0 1 0		
	* The fees for enrolment of grants of land are paid at the Lands Office, on the delivery of the grant, and are in addition to those payable for the preparation of the same.			
11 Vict., No. 38 (1 Oct., 1847)..	Certified copies of grants, at per folio of 72 words	0 1 3	11 Vict., No. 38..	1 Oct., 1847.
	CHARTERS OF INCORPORATION OR DEEDS OF SETTLEMENT OF BANKING OR OTHER PUBLIC COMPANIES.			
Act of Council 13 Vict., No. 45 (12 Oct., 1849)	For every examined copy of deed of public company or charter of incorporation, per folio	£ s. d. 0 0 8	Acts of Council— 2 Vict.	17 Aug., 1838.
	For every search for copy of deed of settlement of public company or charter of incorporation	0 1 0	4 Vict., No. 13.. / 7 Vict., No. 16..	23 Sept., 1840. / 20 Dec., 1843.
	CERTIFICATES OF BAPTISMS, MARRIAGES, AND BURIALS.			
	For every search for certificates of marriages, baptisms, and burials	£ s. d. 0 1 0	7 Vict., No. 16..	20 Dec., 1843.
	For every copy of such certificate	0 1 0		
Acts of Council 11 Vict., No. 4, 11 Vict., No. 58, and sections 2 and 3 of 14 Vict., No. 24, made permanent by 23 Vict., No. 9	REGISTRATION OF MORTGAGES OF SHEEP, CATTLE, AND HORSES, AND OF AGREEMENTS FOR THE PURCHASE OF WOOL.			
	For the registration of every agreement for the purchase of wool, or advances thereon	£ s. d. 0 2 6	*Act of Council 7 Vict., No. 3.	15 Sept., 1843.
	For the registration of every mortgage of sheep, cattle, and horses	0 2 6		
	For each affidavit..	0 1 0	*This Act disallowed by Her Majesty.	
	For every search	0 1 0		
Act of the Parliament of New South Wales 26 Vict., No. 10. (Assented to, 9 Dec., 1862) ..	REGISTRATION OF LIENS ON CROPS.			
	For every entry	£ s. d. 0 2 6	26 Vict., No. 10..	9 Dec., 1862.
	For each affidavit	0 1 0		
	For every search	0 1 0		

Authority under which levied, or by which legalized.	SPECIFICATION OF FEES—*continued.*	£ s. d.	Authority under which originally established.	At what Period.
	REGISTRAR GENERAL'S OFFICE—*continued.*			
	Births, Deaths, and Marriages.			
19 Vict., No. 34 (3 Dec., 1855).	Every search in index	0 5 0	19 Vict., No. 34..	1 Mar., 1856.
	Every certified copy	0 2 0		
	Every marriage performed by Registrar	1 0 0		
	REAL PROPERTY.			
	Fees Payable for the Performance of the several acts, matters, and things herein specified.			
	For hearing application to bring land under the provisions of this Act, or to be registered in respect to an estate of freehold of a deceased proprietor, to be paid to the Land Titles Commissioners, over and above the cost of all advertisements herein prescribed to be in such case published.			
	When the applicant is the original grantee, and the land has never been sold, mortgaged, encumbered, or made the subject of settlement	0 5 0		
	When the title is of any other description, and the value exceeds £500	2 10 0		
	Ditto ditto exceeds £400 and does not exceed £500	2 0 0		
	Ditto ditto exceeds £300 and does not exceed £400	1 10 0		
	Ditto ditto exceeds £200 and does not exceed £300	1 0 0		
	Ditto ditto when the value does not exceed £200	0 10 0		
	Contribution to Assurance Fund upon first bringing land under this Act, and upon the registration of an estate of freehold in possession, derived by settlement, will, or intestacy:—			
	In the pound sterling	0 0 0½		
Act of the Parliament of New South Wales, 26 Vict., No. 9. (Assented to, 7 Nov., 1862) .. This Act to commence and take effect from and after 1 Jan., 1863	Other Fees:—			
	For every certificate of title	1 0 0		
	Registering memorandum of transfer, lease, mortgage, or encumbrance, or the transfer or discharge of a mortgage, or the transfer or surrender of a lease	0 10 0		
	Registering proprietor of any estate or interest derived by settlement or transmission	1 0 0		
	For every power of attorney	0 10 0		
	For every registration abstract	1 0 0		
	For cancelling registration abstract	0 5 0	26 Vict., No. 9 ..	7 Nov., 1862.
	For every revocation order	0 10 0		
	Noting caveat	0 10 0		
	Cancelling or withdrawing of caveat, and service of notice to caveator or caveatee	0 5 0		
	Issuing order for foreclosure	1 0 0		
	For every search	0 2 0		
	For every general search	0 5 0		
	For every map or plan deposited	0 5 0		
	For every instrument declaratory of trusts, and for every will or other instrument deposited	0 10 0		
	For registering recovery by proceeding in law or equity, or re-entry by lessee	0 10 0		
	For registering vesting of lease in mortgagee, consequent on refusal of assignees to accept the same	0 10 0		
	For entering notice of marriage or death	0 10 0		
	For entering notice of writ, or order of Supreme Court ..	0 10 0		
	Taking acknowledgment of married women	0 5 0		
	Taking declaration in case of lost grant or other instrument, or where production of duplicate is dispensed with ..	0 10 0		
	For the exhibition or return of any deposited instrument, or for exhibiting or returning deeds surrendered by applicant proprietor	0 5 0		
	For certified copy, first five folios of seventy-two words ..	0 5 0		
	For every folio, or part folio, after first five	0 0 8		
	For every instrument drawn on parchment	0 2 6		
	Taking affidavit, or statutory declaration	0 5 0		
	When any instrument purports to deal with land included in more than one grant or certificate, for each registration memorial after the first	0 2 0		
36 Vict., No. 7 ..	For any certificate of title which shall exceed in length six folios of seventy-two words each, a further sum of two shillings for each folio or part of a folio in excess of such six folios, and if there shall be more than one diagram in such certificate, a further sum of one shilling for every such diagram after the first diagram.			

Authority under which levied, or by which legalized.	SPECIFICATION OF FEES—*continued.*	£ s. d.	Authority under which originally established.	At what Period.
	REGISTRAR GENERAL'S OFFICE—*continued.*			
	TRADE MARKS.			
Act of the Parliament of New South Wales, 28 Vict., No. 9 (26 May, 1865) ..	Registration of Trade Mark	3 3 0	28 Vict., No. 9 ..	26 May, 1865.
	Inspection of Register	0 0 6		
	Transfer of Certificate	1 1 0		
	CHIEF INSPECTOR OF SHEEP.			
	REGISTRATION OF BRANDS.			
Act of the Parliament of New South Wales, 30 Victoria, No. 12 (5 Oct., 1866).. To come into operation on and after 1 January, 1867 ..	For registering any brand, including the cost of advertising such brand in the *Gazette* for two consecutive issues, and for publishing the same in the Brand Directory of the Colony, as follows, namely:—		30 Vict., No. 12..	5 Oct., 1866.
	CATTLE.			
	The proprietor of 1 animal and not exceeding 20	0 5 0		
	„ 20 „ „ 100	0 10 0		
	„ 100 „ „ 500	0 15 0		
	„ 500 „ „ 1,000	1 0 0		
	„ 1,000 „ „ 3,000	1 5 0		
	„ 3,000 „ „ 4,000	1 10 0		
	„ 4,000 „ „ 6,000	1 15 0		
	„ 6,000 and upwards	2 0 0		
	HORSES.			
	The proprietor of 1 animal and not exceeding 10	0 5 0		
	„ 10 „ „ 20	0 10 0		
	„ 20 „ „ 50	0 15 0		
	„ 50 „ „ 100	1 0 0		
	„ 100 „ „ 200	1 5 0		
	„ 200 „ „ 400	1 10 0		
	„ 400 „ „ 600	1 15 0		
	„ 600 and upwards	2 0 0		
	For every search in any Register of Brands .. .	0 1 0		
	For the transfer of any brand, one-half of the above rates respectively, according to the scale mentioned.			
	For any extract from the Brand Directory, *Gazette*, or Brand Register, for the first hundred words, or portion thereof	0 1 0		
	For every additional one hundred words, or portion ..	0 0 6		
	For notice of similarity of brand, or of distinguishing brand fixed upon by the Registrar, by post	0 1 0		

Authority under which levied, or by which legalized.	SPECIFICATION OF FEES—*continued.*				Authority under which originally established.	At what Period.
	SUPREME COURT.					
	COMMON LAW AND GENERAL JURISDICTION.					
	FEES PAYABLE TO THE PROTHONOTARY.	£	s.	d.		
By the Judges of the Supreme Court, in pursuance of the powers given them by the Act of Parliament 9 Geo. IV., cap. 83, sec. 16; and Act of the Colonial Legislature 4 Victoria, No. 22, sec. 23..	Administering oath of allegiance or office	0	10	6	By Chief Justice Sir Francis Forbes, under the authority of the Act of Parliament 4 Geo. IV., c. 96.	1824.
	On filing articles of clerkship	5	5	0		
	On filing assignments of articles	1	1	0		
	Affixing seal of Court to any commission or document	0	10	6		
	Every certificate under hand of a Judge	0	5	0		
	Ditto under hand of Prothonotary or Chief Clerk	0	2	6		
	Every oath administered, whether in Court or by a Commissioner or Judge	0	1	0		
	And for marking exhibits attached to any affidavit (each such exhibit an additional sum of)	0	0	6		
	On reference to the Prothonotary, Chief Clerk, or any Commissioner. For each attendance not exceeding two hours	1	1	0		
	For every additional hour	0	5	0		
	For his report or award thereon	1	1	0		
	The like where very special	2	2	0		
	Every examination of a witness or other person (including taking down and certifying the same):—The like fees. If required to attend at any other than his own office or residence (over and above his actual and necessary travelling expenses) an additional	0	10	6		
	Every recognizance, of whatever kind	0	5	0		
	For each name beyond the first	0	2	6		
	For every office search	0	1	0		
	The like (judgments), and additional fee for every term beyond the first	0	0	4		
	For every Judge's summons	0	1	0		
	If with stay of proceedings	0	2	6		
	Entering case in clerk's list	0	1	0		
	For Judge's order for special bailiff, or the issue of any writ of execution	0	1	0		
	Order to plead double, or for examination of witnesses	0	1	0		
	In other cases	0	2	6		
	Filing affidavits in Chambers	0	0	6		
	For rule of Court	0	5	0		
	Taxing costs, whether in actions or between attorney and client	0	5	0		
	If exceeding one hour	0	7	6		
	Where the bill exceeds thirty folios, for every thirty folios above the first thirty	0	5	0		
	Taxing interlocutory costs	0	2	6		
	Appointment to tax or compute in any matter	0	1	0		
	Filing declaration, demurrer, or pleading; affidavit not in Chambers, or bill of costs; return to any writ, or paper, or writing not specified	0	1	0		
	Filing notice of motion for new trial, nonsuit, or in arrest of judgment; or return to any special writ	0	2	6		
	Entering any case or matter in the Prothonotary's paper, including demurrers, rules nisi, new trial applications, special cases, appeals and applications, or motions, or any writ of certiorari, extent, habeas corpus, quo warranto, or mandamus	0	2	6		
	All office copies, per folio of 72 words (and for certifying any such copy, 1s.)	0	0	4		
	Writ of habeas corpus	0	5	0		
	Every other writ (not being in action)	0	10	0		
	Mesne process in an action (including the writ of scire facias)	0	5	0		
	Every subpœna	0	2	6		
	Any other writ issuing in an action	0	5	0		
	Entering appearance	0	3	6		
	On putting in special bail	0	5	0		
	Filing exception to bail	0	2	6		
	On justifying bail	0	5	0		
	Withdrawing any pleading	0	5	0		
	Entering cause for assessment on trial	0	10	0		
	Entering every verdict, or judgment of nonsuit	0	2	0		
	On præcipe for any judgment by default	0	5	0		
	Signing judgment after verdict	0	10	0		
	Ditto in other cases	0	5	0		
	Ditto on warrant of attorney	0	15	0		
	Ditto on old warrant of attorney	1	1	0		
	For recording and indorsing every cognovit or warrant of attorney	0	2	6		
	On money paid into Court, for every sum of 20s.	0	0	3		
	On every trial or assessment of damages, crier, courtkeeper, and tipstaves	0	7	6		
	Every witness sworn on any such trial or assessment (to crier)	0	0	6		
	Every exhibit, at trial or on assessment	0	1	0		
	Taking down evidence on trial, per folio of 72 words	0	1	0		
	Entry of any suggestion on the record	0	2	6		
Act of Council, 10 Vic., No. 10 (Assented to, 30th Oct., 1846)	All Court fees in actions for sums not exceeding £30 are abolished.					

Authority under which levied, or by which legalized.	SPECIFICATION OF FEES—*continued.*		Authority under which originally established.	At what Period.
	SUPREME COURT—*continued.*			
	ECCLESIASTICAL JURISDICTION.			
	FEES PAYABLE TO THE CURATOR OF INTESTATE ESTATES.			
Act of Council 11 Vict., No. 24	Intestacies; where effects are collected by authority of the Court:			
	For every order to collect, where effects shall appear to be above £50	£ s. d. 0 7 6		
	Where effects shall appear to be £50 or under	0 5 0		
	For every order to pay money, if £10 and under £20	0 2 6		
	If £20 and under £50	0 5 0		
	If £50 and under £100	0 10 0		
	And on every £100 above the first	0 2 6		
	For every common order	0 2 6		
	For every special order	0 5 0		
	For every office copy, 3d. per folio.			
	On every audit of accounts, including the direction to invest assets, if the amount which shall have been in the Curator's hands be under £20	0 5 0		
	If £20 and under £50	0 7 6		
	If £50 and under £100	0 10 0		
	For every £100 above the first	0 2 6		
	For every other order	0 2 6		
	MEMORANDUM.—The whole of the preceding fees (which are inclusive of all fees and affidavits for filing of the petition and order, the taking of the bond and oath, and every other incidental matter) are paid in each instance on the order, whether in cases of probate, orders to collect, or letters of administration.			
	On all moneys collected by the Curator of Intestate Estates, a commission at the rate of 5 per cent., which is paid into the Colonial Treasury.			
	If collected by an agent, an allowance of 3 per cent. is made out of such commission, as a remuneration for his services.			
	PAYABLE TO THE PROTHONOTARY.			
	Miscellaneous Matters.			
	Office copy of any will, per folio of 72 words	0 0 8		
	The like of pleadings in any ecclesiastical suit, or other matter, per folio	0 0 6		
	Every search	0 1 0	Act of Parliament 4 Geo. IV. cap. 96	1824.
	For every citation, or entering any caveat	0 5 0		
	Entering any appearance	0 2 6		
Act of Parliament 9 Geo. IV., cap. 83, and Act of the Colonial Legislature, 4 Vict., No. 22	Filing every libel, allegation, plea, or answer in any suit	0 5 0		
	On every exhibit annexed to or forming part of any libel, plea, or answer	0 1 0		
	For taking down every account of debt, and reporting upon the same	0 3 0		
	For setting down a cause for hearing	0 10 0		
	Every appointment to proceed before the Registrar in any reference to him	0 2 0		
	Registrar's attendance on every such appointment, per hour; filing every petition or notice of appeal	0 5 0		
	On any order for a feigned issue	0 5 0		
	Exemplification of process in any ecclesiastical matter, per folio	0 0 8		
	Affixing seal of the Court to such exemplification	0 10 6		
	All matters not enumerated, the same fees to be paid as at common law.			
	EQUITABLE JURISDICTION.			
	FEES PAYABLE TO THE MASTER.			
	Every appointment or warrant	0 3 0		
	Every search in any cause or matter pending	0 1 0		
	Search in other cases	0 2 6		
	Certifying any office copy	0 2 6		
	If under five folios	0 1 0		
	Filing any affidavit (whether to be used in Court or before the Master)	0 1 0		
	Filing charge, state of facts, proposals, or similar matter	0 2 0		
	Allowance of any such matter	0 5 0		
	Every certificate not being a "Master's certificate"	0 2 6		
	For amending any pleading	0 10 0		
	Every subpœna and testificandum	0 2 6		
	Each name beyond the first	0 1 0		
	Every other subpœna	0 5 0		
	Every common injunction, or writ of attachment, or fi. fa.	0 10 6		

Authority under which levied, or by which legalized.	SPECIFICATION OF FEES—*continued.*	£ s. d.	Authority under which originally established.	At what Period.
	SUPREME COURT—*continued.*			
	EQUITABLE JURISDICTION—*continued.*			
	FEES PAYABLE TO THE MASTER—*continued.*			
Act of Parliament 9 Geo. IV, cap. 83, and Act of the Colonial Legislature 4 Vict., No. 22.. ..	Every special injunction, writ of ne exeat coloniâ, sequestration or writ of assistance	1 1 0		
	Every decree	2 0 0		
	Office copy thereof	1 0 0		
	Every order not being an order of course, or on appeal, or re-hearing	0 10 6		
	Office copy thereof	0 5 0		
	Filing bill or information	0 10 0		
	Filing answer or any pleading	0 5 0		
	Entering appearance, each defendant	0 2 6		
	Setting down a cause	0 10 6		
	Every oath or affirmation	0 1 0		
	On every exhibit to affidavit, or on taking accounts before the Master	0 0 6		
	Every other exhibit	0 1 0		
	On any advertisement	0 5 0		
	Every bond or recognizance	0 10 6		
	Examination of any party or witness, inclusive of oath ..	0 2 6		
	If above one hour..	0 4 0		
	If above two hours	0 5 0		
	Commission in Lunacy	1 1 0		
	Superseding same..	0 10 6		
	Grant of person or estate, or both, including enrolment ..	1 1 0		
	Where value of property exceeds £500..	2 2 0		
	Every revocation, including enrolment	1 1 0		
	In respect of all matters and things not enumerated in the above table, which would in England be done and transacted in the High Court of Chancery, the like fees are in this Court demanded and taken as may lawfully be demanded and taken in the said Court of Chancery.			
Act of Council 16 Vict., No. 13.	For filing a claim..	0 5 0	Act of Parliament 4 Geo. IV, cap. 96	1824.
	For sealing every writ of summons	0 5 0		
	For filing a caveat	0 2 6		
	For every order on the hearing of a claim, or on further directions	1 0 0		
	For every office copy thereof	0 10 0		
	For every order or hearing exceptions..	0 10 0		
	For every office copy thereof	0 5 0		
	For appearances, certificates, &c., and for other orders and office copies, the same fees as are now received by the Master in Equity.			
By the Judges, under the authority of the Act of Council, 17 Vict., No. 7 ..	For every summons in Chambers	0 2 6		
	For every order in Chambers	0 7 6		
	For entering appearance, each defendant	0 1 0		
	COMMON LAW AND GENERAL JURISDICTION.			
	FEES PAYABLE TO THE SHERIFF.			
Act of Parliament 9 Geo. IV, cap. 83, and Act of the Colonial Legislature 4 Vict., No. 22..	For the service of a summons (besides mileage to bailiff), each defendant	0 5 0		
	Fee to cover postage (each writ requiring to be sent by post)	0 0 6		
	On caption of any defendant, under ca. re.	0 10 6		
	Service of foreign attachment (besides mileage to bailiff), each garnishee	0 5 0		
	On every bail bond	0 5 0		
	Assignment of bail bond	0 5 0		
	Where a view shall be had—summoning a jury within five miles	0 3 6		
	If a greater distance	0 5 0		
	Receiving and entering every writ of execution	0 1 0		
	On every warrant..	0 1 0		
	The like for special warrant	0 2 6		
	Receiving and entering every order of suspension of any writ	0 2 6		
	On every enlargement of return	0 1 0		
	Executing every writ of fi. fa., ca. sa., or Judge's warrant, 5 per cent. on the first £100, and 2½ per cent. above that			
	Executing every writ of habere facias, the like on the amount of rent or annual value.			
	Office copy of any document, per folio of 72 words	0 0 4		
	For every office search, or inspection of any document ..	0 1 0		
	Attending every inquisition (in lunacy, or as to property, &c.)	1 1 0		
	On every warrant in replevin	0 5 0		
	Executing process of attachment	1 1 0		

Authority under which levied, or by which legalized.	SPECIFICATION OF FEES—*continued.*	£ s. d.	Authority under which originally established.	At what Period.
	SUPREME COURT—*continued.*			
	COMMON LAW AND GENERAL JURISDICTION—*continued.*			
	FEES PAYABLE TO THE SHERIFF—*continued.*			
Act of Council 11 Vict., No. 20	On assessment of damages	1 0 0	Act of Council 8 Vict., No. 4	2 Aug., 1844.
	On each case of trial by Jury:—			
	Jury of four	2 0 0		
	Special Jury of twelve	6 0 0		
	Common Jury of twelve	3 0 0		
	The above fees, together with the amount of all fines on jurors, form a fund in the hands of the Sheriff, for paying the expense of civil jurors.			
	FEES TAKEN BY THE PROTHONOTARY.			
	Bills of Sale.			
Act of Council 19 Vict., No. 2 (18 July, 1855).	For searching the registers or bills of sale, for every search against one person	0 0 6	19 Vict., No. 2	18 July, 1855.
	And for every search of index to the said registers, by the person requiring the information	0 1 0		
	For filing and entering every bill of sale, or a copy thereof	0 2 6		
	SHERIFF'S OFFICE.			
	FEES RECEIVED BY THE UNDER SHERIFF.			
	Attending a view within five miles of Sheriff's Office	1 1 0		
	Ditto at a greater distance	2 2 0		
	Mileage	0 1 0		
	Drawing and inserting every advertisement	0 5 0		
	BAILIFF'S FEES.			
	GENERAL JURISDICTION.			
	Mileage or service of summons, and for executing any writ (out only)	0 0 9		
	But if defendant served at same time with two writs, each writ, per mile	0 0 6		
	Or if with more than two writs, each writ, per mile	0 0 4		
	Ditto, conveying any party to gaol, per mile	0 0 9		
	Possession money, per diem	0 4 0		
	Caption fee, each person taken	0 10 6		
	EQUITABLE JURISDICTION.			
Act of Parliament 9 Geo. IV., cap. 83, and Act of the Colonial Legislature 4 Vict., No. 22	Arrest upon any warrant or attachment	0 5 0	Act of Parliament 4 Geo. IV., cap. 96	1824.
	Producing a person at the bar of the Court	0 2 6		
	Travelling expenses per mile (out only)	0 0 9		
	COMMISSIONERS OF THE SUPREME COURT FOR TAKING AFFIDAVITS OR RECOGNIZANCES AND ACKNOWLEDGMENTS.			
	Every oath administered in the country	0 2 0		
	Ditto in town	0 1 0		
	And for marking exhibits attached to any affidavit (each such exhibit an additional sum of)	0 0 6		
	Every oath not being at his own office or residence	0 5 0		
	Ditto if above a mile beyond the Commissioner's residence (over and above his actual and necessary travelling expenses)	1 1 0		
	Every examination of a witness, or other person (including taking down and certifying the same), for each attendance not exceeding two hours	1 1 0		
	For every additional hour	0 5 0		
	If required to attend at any other than his own office or residence (over and above his actual and necessary travelling expenses) an additional	0 10 6		
	Every recognizance, of whatever kind	0 5 0		
	For each name beyond the first	0 2 6		
	For executing any writ of trial or inquiry, including summoning of assessors	2 2 0		

Authority under which levied, or by which legalized.	SPECIFICATION OF FEES—*continued.*	£ s. d.	Authority under which originally established.	At what Period.
	SUPREME COURT—*continued.*			
	DIVORCE AND MATRIMONIAL CAUSES COURT.			
	SCALE OF FEES—to be taken in the Registrar's Office.			
	Filing.			
	Every petition	0 5 0		
	Every answer, reply, or other pleading or statement in nature of a pleading	0 5 0		
	Every application for order for protection, or for discharging of any such order	0 5 0		
	Engrossment of proceedings on parchment	0 5 0		
	Every præcipe, citation, affidavit, appearance, address, notice, or other document not herein specially provided for	0 1 0		
	Entering.			
	Appearance	0 2 6		
	Address	0 2 6		
	Decrees and orders, per folio	0 0 6		
	Issue of Writs, &c.			
	Signing and sealing every citation	0 5 0		
	Every subpœna	0 5 0		
	Every writ of fieri facias attachment, or other writ not herein specially provided for	0 5 0		
	Sealing copy petition	0 5 0		
	Affixing seal of Court to any commission or other document	1 0 0		
	Decrees and Orders.			
	For every decree	1 0 0		
	For every order of the Court	0 10 6		
	Settling.			
	Every advertisement	0 5 0		
	Perusing and settling every settlement or deed connected therewith, if not exceeding thirty folios	1 0 0		
	Exceeding thirty and not exceeding fifty folios	1 10 0		
	Exceeding fifty and not exceeding one hundred folios	2 10 0		
Judge of the Court, in pursuance of power vested in him by the 44th section of the Act 36 Vic. No. 9.	Exceeding one hundred folios	3 0 0	Act 36 Vic. No. 9	8 July, 1873.
	Examining engrossment with draft affidavit not exceeding fifteen folios	0 3 4		
	If exceeding fifteen folios, then for every fifteen folios	0 3 4		
	Settling every bond, recognizance, or other deed or document not herein specially provided for, per folio	0 0 6		
	Signing approval	0 5 0		
	Oaths and Exhibits.			
	For each oath administered	0 1 6		
	Signing each exhibit	0 0 6		
	MEMO.—The like fees to be taken by Commissioners for taking Affidavits.			
	Miscellaneous.			
	For setting down cause for hearing	0 10 0		
	For setting down motion or other application	0 5 0		
	Every office search	0 1 0		
	If same exceed half an hour	0 2 6		
	Receiving or handing over exhibits or other documents deposited, and comparing same with schedule	0 5 0		
	Posting every notice	0 1 0		
	Office copy, per folio	0 0 6		
	Certified copy, per folio	0 0 9		
	Every warrant	0 3 0		
	Taxing costs, 2½ per cent. on the amount allowed.			
	For every other proceeding not herein specially provided for, the same fees as for the like or analogous proceeding in Equity.			
	FEES—to be taken in Judge's Chambers.			
	For every summons	0 2 0		
	For every order thereon	0 3 0		
	For filing every affidavit	0 1 0		
	MEMO.—All affidavits filed with the Associate, and used before the Judge in Chambers, are to be forwarded by the Associate to the Registrar forthwith, after the application to which they relate shall have been disposed of.			
	For any other proceeding or business not above specifically provided for, the same fees as for like or analogous proceedings at Common Law or in Equity, as the case may be.			

Authority under which levied, or by which legalized.	SPECIFICATION OF FEES—*continued.*		Authority under which originally established.	At what Period.
	COURT OF INSOLVENCY.			
	FEES TAKEN BY THE CHIEF COMMISSIONER AND OTHERS IN INSOLVENT ESTATE PROCEEDINGS.			
	CHIEF COMMISSIONER.			
	Upon filing every petition by a person surrendering his estate as insolvent, including the Chief Commissioner's order thereon, where the assets shall appear not to exceed £100	s. d. 2 6		
	When above that amount	5 0		
	For drawing and inserting each advertisement, besides the expenses paid for advertising, when required to be done by him	2 6		
	Upon receiving and filing every petition against a person having committed an act of insolvency	5 0		
	For every affidavit used therewith	1 0		
	For the Chief Commissioner's order thereon	5 0		
	For every summons of debtor to show cause	5 0		
	For every examination taken on the hearing, per folio of ninety words	0 4		
	For every person examined or document exhibited	1 0		
	For making up and recording the judgment thereon	5 0		
	For taxing costs in any case (same as in the Supreme Court Office).			
	For making every necessary application and report to the Court, or a Judge, or the Chief Commissioner, and minute of the order thereon	2 6		
	For every warrant of attachment of movable property	2 6	By the Judges of the Supreme Court, under the authority of the Act of the Colonial Legislature, 5 Vict., No. 17. See Rules and Orders of the Supreme Court, published in the *New South Wales Government Gazette*, dated	4 Jan., 1842.
	For every summons for the attendance of a person to give evidence or be examined	5 0		
Act of Council 7 Vict., No. 19 (21 Dec., 1843, and 25 Vict., No. 8).. ..	For every certified extract from, or copy of proceedings relating to, insolvent estates, of less than ninety words	2 6		
	And above that number, per folio	0 4		
	For every inspection of proceedings in each estate not exceeding half an hour	1 0		
	For every summons or other process for procuring the attendance of any person before the Court, or any Judge, or before the Chief Commissioner (same as in the Supreme Court Office in similar cases).			
	CHIEF AND OTHER COMMISSIONERS.			
	For presiding at meeting of creditors, in estates under £100 assets..	15 0	7 Vict., No. 19.	
	For presiding at any meeting of creditors, per diem	15 0		
	For every proof of debt, to be paid by the person offering it ..	1 0		
	For swearing every affidavit, by the party sworn	1 0		
	For every affidavit, filed by the party using it	1 0		
	For every person examined, by the party producing him.. ..	1 0		
	For making up the minutes; and reporting when necessary the proceedings at any meetings of creditors	5 0		
	For every warrant for apprehension of insolvent	5 0		
	For every warrant of commitment of any person..	7 6		
	MESSENGERS' FEES.			
	For making every attachment of person or property (the same as now paid for service of civil process of the Supreme Court, and mileage).			
	For making inventory and notice, and report to Commissioner ..	2 6		
	Copy of ditto	2 6		
	SHERIFF'S FEE.			
	For registering every order for sequestration, and delivering to Chief Commissioner	1 0		

Authority under which levied, or by which legalized.	SPECIFICATION OF FEES—*continued.*	£	s.	d.	Authority under which originally established.	At what Period.
	FEES TAKEN BY THE REGISTRARS OF THE SEVERAL DISTRICT COURTS.					
Governor & Executive Council, 27 Jan., 1871, (under Act 22 Vict., No. 18.)	For filing every plaint, issuing summons, &c... In cases not exceeding £5 ..	0	3	6	22 Vict., No. 18..	12 Nov., 1858.
	In cases not exceeding £10 ..	0	6	0		
	In cases not exceeding £30 ..	0	10	0		
	In all other cases	1	0	0		
	For issuing every subpœna	0	1	0		
	For filing every plea .. In cases not exceeding £5 ..	0	1	0		
	In cases not exceeding £10 ..	0	1	0		
	In cases not exceeding £30 ..	0	1	0		
	In all other cases	0	2	0		
	For issuing every writ of execution .. .. In cases not exceeding £5 ..	0	2	0		
	In cases not exceeding £10 ..	0	2	6		
	In cases not exceeding £30 ..	0	5	0		
	In cases not exceeding £100 ..	0	5	0		
	In all other cases	0	7	6		
	For filing every confession, in cases not exceeding £30 ..	0	1	0		
	„ in all other cases	0	2	0		
	For every search	0	0	6		
	For every copy	0	0	6		
	For swearing every affidavit	0	1	0		
	For filing every affidavit	0	1	0		
	For every appointment to tax, in cases not exceeding £30 ..	0	2	6		
	„ „ in all other cases	0	3	6		
	For every summons to show cause in interlocutory matter, not exceeding £100	0	1	0		
	„ „ „ in all other cases..	0	2	0		
	For every certificate of judgment, in cases not exceeding £100	0	2	6		
	„ „ in all other cases	0	3	6		
	For every order, in cases not exceeding £100	0	1	0		
	„ in all other cases	0	2	0		
	For issuing every instalment form	0	1	0		
	For every writ of attachment, in cases not exceeding £30 ..	0	2	6		
	„ „ in all other cases	0	3	6		
	For every copy of execution against lands, in cases not exceeding £30	0	2	6		
	„ „ „ in all other cases..	0	3	6		
	Bailiff's notice of execution, in cases not exceeding £100 ..	0	1	0		
	„ „ in all other cases..	0	2	0		
	For issuing every *ca. sa.* summons .. .. In cases not exceeding £10 ..	0	1	0		
	In cases not exceeding £30 ..	0	2	6		
	In all other cases	0	5	0		
	For filing every notice of appeal	0	5	0		
	„ jury demand	2	0	0		
	GOVERNMENT PRINTING OFFICE.					
	"GOVERNMENT GAZETTE."					
By Notice in the *Govt. Gazette*, dated 6 Jan. 1860, and by Colonial Treasurer, 19 July, 1871.	To Subscribers, £1 10s. per annum; single copies for current year, 1s. each, and 1d. additional per copy for every back year.				Governor, by Notice in *Govt. Gazette*, and Colonial Treasurer	6 Jan., 1860. 19 July, 1871.
	ADVERTISEMENTS.					
	At the rate of 3s. for the first eight lines (or under), and 3d. for every additional line.					
	PARLIAMENTARY PAPERS.					
By Colonial Treasurer, 3 July, 1863 ..	To Subscribers, £2 10s. per Session				By Colonial Treasurer	4 Jan., 1861.
	Separate copies of Bills, Acts, &c., at the rate of 3d. per sheet of four pages, up to four sheets; and 1d. for every sheet, or portion of a sheet, beyond four sheets.					
By Notice in the *Govt. Gazette*, dated 15 Dec., 1865	POUNDKEEPERS. For each animal described, 1s.				Ditto	27 Oct., 1865.

Authority under which levied, or by which legalized.	SPECIFICATION OF FEES—*continued.*		Authority under which originally established.	At what Period.
	CORONERS.			
Act of Council, 6 Geo. IV, No. 20 (1 Nov., 1825)	Upon every inquisition taken upon view of the body slain, of the goods and chattels of him that is the slayer and murderer, if he have any	s. d. 13 4	Govt. Order ..	6 March, 1822.
	For every inquisition not taken upon view of a body dying in gaol, which shall be duly taken	20 0		
	And also, for every mile he shall be compelled to travel from the place of his usual abode to take such inquisition (to be paid from the Colonial Treasury) where no fee shall be paid	0 9		
	And for every inquisition taken on view of the body dying in prison, he shall be paid as much as the Judge of the Criminal Court shall allow, not exceeding	20 0		
	STORAGE OF GUNPOWDER.			
His Excellency the Governor and Executive Council (31 July, 1874) ..	For each and every barrel or package containing upwards of 50 lbs. of Gunpowder, for any period not exceeding six weeks	s. d. 0 6	7 Wm. IV, No. 7	3 July, 1828.
	Do. do. above six weeks—per week ..	0 1		
	For each and every barrel or package containing 50 lbs. of Gunpowder and under, for any period not exceeding six weeks	0 3		
	Do. do. above six weeks—per week ..	0 0½		
	CATTLE EXPORT ACT.			
27 Vict., No. 9 (14 April, 1864)	For every head of cattle examined, 1s.		27 Vict., No. 9 ..	14 April, 1864.
	SHEEP DISEASE PREVENTION ACT.			
			3 Wm. IV, No. 5	31 Aug., 1832.
			5 Wm. IV, No. 19	28 Oct., 1834.
			6 Wm. IV, No. 10	9 Oct., 1835.
			2 Vict., No. 12 ..	29 Aug., 1838.
			3 Vict., No. 27 ..	9 June, 1840.
			5 Vict., No. 22 ..	26 May, 1842.
			8 Vict., No. 3 ..	1 Aug., 1844.
			9 Vict., No. 10 ..	27 Oct., 1845.
Proclamation, dated 5 Feb., 1874	Owner of every 1,000 sheep, or portion of 1,000 sheep, per annum, 10s. (No contribution payable by any owner whose sheep do not exceed 500.)		10 Vict., No. 8 ..	30 Oct., 1846.
			17 Vict., No. 27 ..	24 Oct., 1853.
			18 Vict., No. 26 ..	18 Nov., 1854.
			19 Vict., No. 27 ..	22 Nov., 1855.
			22 Vict., No. 10 ..	7 Oct., 1858.
			24 Vict., No. 9 ..	26 Mar., 1861.
			27 Vict., No. 31 ..	22 Sept., 1863.
			27 Vict., No. 6 ..	18 Jan., 1864.
			29 Vict., No. 13 ..	27 Dec., 1865.
			30 Vict., No. 16 ..	6 Dec., 1866.
	GLEBE ISLAND ABATTOIR.			
	Slaughtering Fees—(Reserved Abattoir).			
By Act of Council 14 Vic., No. 36, and Orders and Regulations of 3 Dec., 1864	For every ox, cow, bull, heifer, or steer (including an Inspection Fee of 3d.)	s. d. 1 0	14 Vict., No. 36 .. And Orders and Regulations of	22 Aug., 1860. 22 Aug., 1860. 1 June, 1861.
	For every calf (including inspection fee)	0 6		
	For every sheep or lamb	0 1½		
	For every head of swine	0 6		
	Inspection Fee—(Leased Abattoir).			
	For each head of horned cattle slaughtered	0 3		
	INSPECTORS OF SLAUGHTER-HOUSES AND OF CATTLE INTENDED FOR SLAUGHTER.			
	In the several Towns throughout the Colony to which the provisions of the Act of Council 5 Wm. IV, No. 1, have been extended.			
Act of Council 5 Wm. IV, No. 1 (4 July, 1834) ..	For the inspection of each and every head of cattle intended to be slaughtered for sale	s. d. 0 3	Govt. Order .. Acts of Council— 11 Geo. IV, No. 4 2 Wm. IV, No. 15	20 May, 1811. 15 Mar., 1830. 15 Mar., 1832.

Authority under which levied, or by which legalized.	SPECIFICATION OF FEES—*continued*.	Brass Weights.	Iron or other Metal Weights except Brass.	Authority under which originally established.	At what Period.
	INSPECTORS OF WEIGHTS AND MEASURES.				
	FOR EXAMINING, COMPARING, AND STAMPING ALL WEIGHTS AND MEASURES WITHIN THEIR RESPECTIVE JURISDICTIONS.				
		s. d.	s. d.		
	½ cwt. .. .. each	0 9	0 3		
	¼ „ .. .. „	0 6	0 2		
	Stone .. .. „	0 4	0 1		
	Under a stone to 1 lb. inclusive.. .. .. „	0 1	....		
	Under a stone .. .. „	....	0 0½		
	Under 1 lb... .. .. „	0 0½	....		
	Set of 1 lb and under .. .. „	0 2	0 2		
	WOODEN MEASURES.				
Act of Council 16 Vic., No. 34 (21 Dec., 1852).	Bushel .. .. each		0 3	Act of Council 3 Wm. IV, No. 4	24 Aug., 1832.
	½ „ .. .. „		0 2		
	Peck, and all under .. .. „		0 1		
	Yard .. .. „		0 0½		
	COPPER OR OTHER METAL MEASURES OF CAPACITY OF LIQUIDS.				
	5 gallons .. .. each		1 0		
	4 „ .. .. „		0 9		
	3 „ .. .. „		0 6		
	2 „ .. .. „		0 4		
	1 „ .. .. „		0 2		
	½ „ .. .. „		0 1		
	1 quart and under .. .. „		0 0½		
	DRUNKARDS PUNISHMENT ACT.				
Act of the Parliament of New South Wales, 30 Vict., No. 5 (24 Sept., 1866).	Any person found drunk in any highway, street, road, or public place, liable, on conviction, to a fine or penalty not exceeding twenty shillings.			30 Vict., No. 5..	24 Sept., 1866.
	Drunk and disorderly persons, on conviction, liable to a fine or penalty not exceeding forty shillings.				
	CLERKS AT POLICE OFFICES AND PETTY SESSIONS, AND CLERKS OF MAGISTRATES ACTING SINGLY.				
			s. d.		
	Summons, copy and serving		2 6		
	Subpœna, not including more than four names		1 6		
	Copies of subpœnas to serve, each		0 4		
	Drawing affidavits and informations in cases within the jurisdiction of the Magistrates, not exceeding one folio of 72 words ..		1 0		
	For every additional folio		0 8		
	Swearing the same		1 0		
Act of Council, 4 Wm. IV, No. 5 (16 July, 1833).	Swearing any other affidavits, affidavits for military and naval pensions excepted		1 0	Proclamation ..	28 Oct., 1824.
	Warrants to apprehend, in cases not felonious		2 6		
	Recognizance, and notices of the nature thereof		5 0		
	Warrant to distrain under Penal Acts		2 6		
	Order of a Justice or Justices..		1 0		
	Drawing any other document required in the discharge of the police duties not enumerated above, per folio of 72 words ..		0 8		
	Copy of proceedings, per folio of 72 words		0 4		
	For copies of depositions to a prisoner committed to take his trial, per folio of 90 words..		0 1½		
Act of Council, 16 Vic., No. 34.	For every weight or measure compared with the standards in their possession		0 3	Act of Council 4 Wm. IV, No. 4	24 Aug., 1832.

Authority under which levied, or by which legalized.	SPECIFICATION OF FEES—*continued.*	Authority under which originally established.	At what Period.

REGISTRATION OF DOGS.

PAYABLE ANNUALLY.

TO 30 SEPTEMBER.

	s.	d.		
For one dog, if only one be kept	1	0	Act of Council, 11 G. IV, No. 8	14 April, 1830.
For each dog, if two only be kept	2	0		
For each dog, if three only be kept	2	6	Act of Council, 2 W. IV, No. 8	29 Feb., 1832.
For every dog above three	5	0		
For copy of Registration, or of any particulars thereof	0	6		

Act of Council 6 Wm. IV, No. 4 (25 Aug., 1835)

FROM 1 OCTOBER.

For each dog	2	6	Amended by Act of the Parliament of New South Wales, 39 Vict., No. 6, 22 July, 1875. Came into force 1 October.

During the last six months of the year, half the above fees only.

IMPOUNDING.

RATES OF DAMAGE TO BE CHARGED FOR TRESPASS.

	In any paddock of grass enclosed by a sufficient fence.		In any garden, uncut meadow, or growing crop of any kind enclosed by a sufficient fence.		Authority under which originally established.	At what Period.
	s.	d.	s.	d.		
For every horse, mare, gelding, colt, filly, ass, mule, bull, cow, ox, heifer, steer, calf	1	0	4	0	Government Order	21 Sept., 1811.
For every ram, ewe, sheep, or lamb	0	1	0	4	Acts of Council— 4 Wm. IV, No. 3	12 July, 1833.
For every goat / For every pig	2	0	6	0	19 Vict., No. 36.	18 Dec., 1855.

Entire horses and bulls above the age of one year, each £5.
(In addition to authorized poundage fees.)

†Act of the Parliament of New South Wales, 29 Vict., No. 2. 20 June, 1865.*

*Came into operation, 1 July, 1865
† Amended by Act, 32 Vict., No. 11, 30 Mar., 1869

RATES OF MILEAGE FOR DRIVING OR TAKING ANIMALS TO THE POUND.

	Per Mile.
Every horse, mare, gelding, bull, cow, ox, heifer, steer, calf	For the first, 3d., and for every other trespassing and impounded at the same time, ½d.
Every 100 rams, ewes, sheep, or lambs, or under that number	6d. for the first, 1d. for every hundred or portion of a hundred above that number.
	£ s. d.
Every goat	0 0 0½
Every pig	0 1 0

NOTE.—The term "cattle" to include bulls, cows, oxen, heifers, steers, and calves.
The term "horses" to include horses, mares, geldings, colts and fillies, asses, mules, and foals.
The term "sheep" to include rams, ewes, wethers, and lambs.
The term "animal" to include cattle, horses, sheep, goats, and swine, whether one or more.

ACCOUNTS, WEIGHTS, AND MEASURES.

No. 125.

Accounts kept in	Weights.	Measures.
Pounds, Shillings, and Pence.	The Weights in use are the Standard Imperial Weights of Great Britain as regulated by the Act of Council 16 Victoria, No. 34. By this Act, Gold, Silver, Platina, Diamonds, or other Precious Stones, are to be sold by Troy Weight, and Drugs, when sold by retail, may be sold by Apothecaries' Weight.	The Measures in use are the Standard Imperial Measures of Great Britain, as regulated by the Act of Council 16 Victoria No. 34.

COURSE OF EXCHANGE.

No. 126.—RETURN showing the Rate per Cent. per Annum Discount on Local Bills, and the Rate of Exchange on Bills on London, in the Year 1875.

Banks.	Period.		Rate per Cent. per Annum Discount on Local Bills.								Rate of Exchange on Bills on London at 60 days' sight.			
	From	To	Under 60 days' Currency.	Under 65 days' Currency.	From 60 to 95 days' Currency.	From 65 to 95 days' Currency.	96 days' Currency.	From 95 to 125 days' Currency.	Above 95 days' Currency.	Above 125 days' Currency.	Maximum Purchase Rate.	Minimum Purchase Rate.	Maximum Selling Rate.	Minimum Selling Rate.
New South Wales ...	1 Jan...	31 Dec..	...	5 & 6	...	6 & 7	8	...	...	9	par	½ disc.	1 prem.	½ prem.
Commercial	do ...	do ...	...	5 to 6	...	6 to 7	...	7 to 8	...	8 to 9	½ disc.	par	1 prem.	½ prem.
Australasia	do ...	do ...	...	6	...	7	...	...	8 & 9	...	½ disc.	par	1 prem.	½ prem.
Union of Australia ...	do ...	do ...	...	6	...	7	...	...	8 & 10	...	1 disc.	par	1 prem.	½ prem.
Australian Joint Stock	do ...	do ...	...	6 & 7	...	7 & 8	...	...	...	8 & 9	par	½ disc.	1 prem.	½ prem.
London Chartered ...	do ...	do ...	...	6	...	7	...	...	8	...	¼ disc.	½ disc.	1 prem.	½ prem.
English, Scottish, and Australian Chartered ...	do ...	do ...	...	6	...	7	...	8	...	9	½ disc.	par	1 prem.	½ prem.
Oriental Chartered ...	do ...	do ...	...	6	...	7	...	...	8	...	½ disc.	¼ disc.	1 prem.	½ prem.
City	do ...	do ...	5	...	5 & 6	...	...	...	7 & 8	...	par	½ disc.	1 prem.	½ prem.
Mercantile	do ...	do ...	...	6	...	7	...	...	8	...	¼ disc.	⅜ disc.	1 prem.	½ prem.

RATES OF INTEREST.

No. 127.—RETURN showing the RATES OF INTEREST allowed to DEPOSITORS by the BANKS in the year 1875.

Banks.	Period.		Rates of Interest allowed on Deposits for		
	From	To	3 Months.	6 Months.	12 Months.
Bank of New South Wales...	1 January...	31 December...	3 to 4	4 to 5	4½ to 6
Commercial Bank	do ...	do... ...	3 „ 4	4 „ 6	5 „ 6
Bank of Australasia...	do ...	do... ...	3 „ 5	3½ „ 6	4 „ 5
Union Bank of Australia	do ...	do... ...	3 „ 5	3½ „ 6	4 „ 6
Australian Joint Stock Bank	do ...	do... ...	3 „ 4	3½ „ 6	4 „ 6⅔
London Chartered Bank	do ...	do... ...	3 „ 5	4 „ 6	4 „ 6
English, Scottish, and Australian Chartered Bank	do ...	do... ...	3 „ 3½	4 „ 6	4½ „ 6
Oriental Chartered Bank	do ...	do... ...	3 „ 4	3½ „ 6	4 „ 6
City Bank	do ...	do... ...	3 „ 4	4 „ 5	5 „ 6
Mercantile	do ...	do... ...	3 „ 4½	4 „ 5	5 „ 6

COIN AND BULLION.

No. 128.—RETURN showing the amount of COIN and BULLION in the Mint, Colonial Treasury, and the Banks in the Colony, on 31st December, 1875.

	On 31st December.			Average of the Year.		
	British Coin and Australian Sovereigns.	Bullion Gold.	Total.	British Coin and Australian Sovereigns.	Bullion Gold.	Total.
	£ s. d.	£ s. d.	£ s. d.	£ s. d.	£ s. d.	£ s. d.
In the Mint	100 0 0	67,383 13 0	67,483 13 0	.....	.....	.....
In the Colonial Treasury ...	.....	.....	.....	.....	.....	.....
Banks. New South Wales ...	973,966 18 10	76,867 8 3	1,050,834 7 1	921,632 3 9	53,906 16 9	975,539 0 6
Commercial	574,491 13 6	8,351 6 6	582,843 0 0	568,627 13 3	14,896 16 7	583,524 9 10
Australasia	58,359 15 0	.....	58,359 15 0	134,222 6 0	.....	134,222 6 0
Union of Australia ...	87,279 6 4	.....	87,279 6 4	93,920 6 2	984 7 4	94,904 13 6
Australian Joint Stock ...	340,187 12 5	18,374 16 2	358,562 8 7	288,794 18 11	19,354 8 5	308,149 7 4
London Chartered ...	54,730 8 4	.....	54,730 8 4	39,341 15 6	.....	39,341 15 6
English, Scottish, and Australian Chartered ...	*40,096 14 3	.....	40,096 14 3	64,012 10 0	.....	64,012 10 0
Oriental Chartered ...	169,638 17 3	7,529 18 7	177,168 15 10	153,125 1 5	11,547 11 5	164,672 12 10
City	131,592 18 9	703 9 5	132,296 8 2	135,951 11 9	9,379 1 6	145,330 13 3
Mercantile	95,353 16 11	.....	95,353 16 11	76,827 13 10	.....	76,827 13 10
GENERAL TOTAL £	2,525,798 1 7	179,210 11 11	2,705,008 13 6	2,476,456 0 7	110,069 2 0	2,586,525 2 7

* On 24 December

COIN AND BULLION—*continued.*

No. 129.—DECENNIAL RETURN showing the Amount of COIN and BULLION in the Branch Royal Mint and the Banks, on 31st December, in each Year.

Year.	Branch Royal Mint.		Banks.		Total.	Increase on previous Year.	Decrease on previous Year.
	Coin.	Bullion.	Coin.	Bullion.			
	£ s. d.	£ s. d.	£ s. d.	£ s. d.	£ s. d.	£ s. d.	£ s. d.
1866	240 0 0	18,635 10 2	1,259,150 6 0	78,750 17 2	1,356,776 13 4	.....	29,933 15 3
1867	524 5 10	28,209 13 9	1,708,536 8 2	44,547 3 5	1,781,817 11 2	425,040 17 10	.....
1868	.....	43,949 5 9	2,224,268 15 0	111,698 3 2	2,379,916 3 11	598,098 12 9	.....
1869	.....	48,675 16 11	1,305,789 15 4	37,778 5 10	1,392,243 18 1	.....	987,672 5 10
1870	.....	24,703 4 8	1,352,842 10 8	70,366 12 10	1,447,912 8 2	55,668 10 1	.....
1871	.....	41,937 8 10	2,413,131 16 6 *12 0 0	67,306 12 7	2,522,387 17 11	1,074,475 9 9	.....
1872	790 0 0	86,271 8 0	2,693,154 5 9	72,831 10 11	2,853,047 4 8	330,659 6 9	.....
1873	804 0 0	98,694 18 4	1,970,074 11 8	39,202 19 8	2,108,776 9 8	.....	744,270 15 0
1874	65 0 0	136,904 8 3	2,283,353 3 4	102,211 7 0	2,522,533 18 7	413,757 8 11	.....
1875	100 0 0	67,383 13 0	2,525,698 1 7	111,826 18 11	2,705,008 13 6	182,474 14 11	.....

* In the Colonial Treasury.

COINS IN CIRCULATION.

No. 130.

The Coins in circulation are the Coins of Great Britain, and the Sovereigns and Half-sovereigns coined at the Sydney Branch of the Royal Mint and the Melbourne Branch of the Royal Mint, all of which are current at their sterling value.

AMOUNT OF PAPER CURRENCY IN CIRCULATION.

No. 131.—RETURN showing the Amount of Notes of the several Banks in Circulation on 31st December, 1875.

BANKS.	ON 31 DECEMBER, 1875.	AVERAGE OF THE YEAR.
	£ s. d.	£ s. d.
New South Wales	386,279 10 0	365,596 0 2
Commercial	379,244 0 0	332,572 3 1
Australasia	53,979 0 0	47,047 0 0
Union of Australia	17,481 0 0	16,478 0 0
Australian Joint Stock	213,125 10 0	180,629 3 0
London Chartered	8,978 0 0	7,084 0 0
English, Scottish, and Australian Chartered	*29,811 10 0	26,865 2 4
Oriental Chartered	49,520 0 0	47,939 0 0
City	61,550 0 0	49,948 0 0
Mercantile	8,364 0 0	5,745 5 9
TOTAL ... ... £	1,208,332 10 0	1,079,903 14 4

* On 24 December.

BANK LIABILITIES AND ASSETS.

No. 132.—GENERAL ABSTRACT of the Sworn Returns, rendered pursuant to the Act of Council 4th Victoria, No. 13, of the AVERAGE ASSETS and LIABILITIES, and of the CAPITAL and PROFITS, of the undermentioned BANKS of the Colony, for each Quarter of the Year 1875.

BANKS.	LIABILITIES.					ASSETS.							CAPITAL AND PROFITS.			
	Notes in Circulation.	Bills in Circulation.	Balances due to other Banks.	Deposits.	Total Liabilities.	Coin.	Bullion.	Landed Property.	Notes and Bills of other Banks.	Balances due from other Banks.	Notes and Bills discounted, and all other Debts due to the Banks.	Total Assets.	Capital paid up.	Rate per Annum of last Dividend.	Amount of Dividend.	Amount of Reserved Profits at the time of declaring such Dividend.
	£ s. d.	£ s. d.	£ s. d.	£ s. d.	£ s. d.	£ s. d.	£ s. d.	£ s. d.	£ s. d.	£ s. d.	£ s. d.	£ s. d.	£ s. d.		£ s. d.	£ s. d.
FIRST QUARTER.																
New South Wales ..	378287 16 2	2122 3 5	71499 2 2	4716545 9 0	5168454 10 9	713509 15 8	58017 8 9	60244 4 4	11100 14 6	2804683 9 10	2916801 17 9	6564357 10 10	1000000 0 0	15 ℘ cent. and Bonus of 2½ ℘ cent.	87500 0 0	333333 6 8
Commercial	331917 6 11	3780 12 3	40959 6 0	3075660 6 1	3452317 11 3	657040 15 2	12846 9 4	63269 4 7	18900 1 1	580955 1 10	*3023479 2 4	4356580 14 4	500000 0 0	22 ℘ cent.	50875 0 0	343278 14 0
Australasia	42027 18 6	5518 19 11	.....	538396 15 5	585943 13 10	138404 4 10	.....	40930 0 0	1003 0 6	.....	534314 1 10	714651 7 2	1200000 0 0	12½ ℘ cent.	75000 0 0	343760 8 8
Union of Australia ..	16998 6 11	5763 18 8	.....	348156 6 5	370918 12 0	79109 13 1	333 3 6	16000 0 0	1011 13 0	.....	243914 8 6	340368 18 1	1250000 0 0	16 ℘ cent.	100000 0 0	505472 15 2
Australian Joint Stock	183920 14 7	9841 6 11	9500 0 9	1477581 15 3	1680843 17 6	338432 3 10	14018 4 4	51498 2 5	13799 5 1	421690 0 4	1420966 2 3	2260403 18 3	500000 0 0	8 ℘ cent. and Bonus of 2s. per share.	†25444 8 10	68326 10 4
London Chartered of Australia.	6064 18 6	637 6 5	24 16 8	205429 14 6	212156 16 1	29051 16 9	.....	20000 0 0	639 13 1	1212 13 1	240973 1 1	291877 4 0	1000000 0 0	8 ℘ cent.	40000 0 0	169104 12 9
English, Scottish, and Australian Chartered	25378 13 1	3080 19 10	363 11 3	312883 14 10	341706 19 0	63906 13 10	.....	24648 5 5	460 0 0	7288 12 7	359305 10 3	455609 2 1	600000 0 0	8 ℘ cent.	24000 0 0	60000 0 0
Oriental Chartered ..	51910 0 0	5203 1 4	69160 8 7	694847 9 7	821120 19 6	127051 0 0	17358 3 0	26246 8 1	2495 0 0	64612 3 11	792377 4 11	1030139 19 11	1500000 0 0	12 ℘ cent.	90000 0 0	500000 0 0
City	50890 10 0	153 19 5	6274 1 8	672899 11 9	730218 2 10	113093 18 1	9944 1 6	21576 18 6	737 0 0	60201 18 3	819131 14 7	1024685 10 11	240000 0 0	8 ℘ cent.	9600 0 0	44929 18 11
Mercantile Bank of Sydney	4791 7 8	.....	.....	592901 10 0	597692 17 8	90786 19 5	.....	.....	87 1 4	22490 10 4	659329 2 9	772693 13 10	120000 0 0	5 ℘ cent. old capital; 12½ ℘ cent. new capital.	5700 0 0	26990 8 10
TOTALS	1092187 12 4	36102 8 2	197781 7 1	12635302 12 10	13961374 0 5	2350387 0 8	112517 10 5	324413 3 4	50323 8 7	3963134 10 2	11010592 6 3	17811367 19 5	7910000 0 0	.....	508119 8 10	2395196 15 4
SECOND QUARTER.																
New South Wales ..	360597 0 0	2085 0 1	90924 6 0	4797805 15 7	5257412 1 8	958321 0 6	52318 6 0	61448 18 10	8806 4 5	2624412 8 1	2996152 5 5	6701459 3 3	1000000 0 0	‡15 ℘ cent. and Bonus of 2½ ℘ cent.	87500 0 0	363333 6 8
Commercial	332628 11 7	3759 3 11	71266 16 9	3117841 10 5	3525496 2 8	631856 1 0	15152 13 1	63650 0 0	19651 17 2	451090 18 0	*3232555 11 5	4413957 0 8	500000 0 0	22 ℘ cent.	55000 0 0	358034 11 1
Australasia	45439 6 2	5815 17 9	.....	579822 5 3	631077 9 2	152474 19 2	.....	40335 11 5	1250 8 2	.....	580047 7 11	774108 6 8	1200000 0 0	12½ ℘ cent.	75000 0 0	374119 2 4
Union of Australia ..	17204 10 9	4305 1 2	.....	436244 13 5	457754 5 4	110043 0 2	924 10 0	16000 0 0	1356 10 8	.....	218651 10 2	346975 11 0	1250000 0 0	16 ℘ cent.	100000 0 0	505472 15 2
Australian Joint Stock	176919 12 4	10292 16 7	9733 18 3	1412200 19 11	1609147 7 1	274090 14 7	19689 10 2	51222 15 5	13275 3 1	358363 1 10	1481917 16 0	2198559 1 1	500000 0 0	8 ℘ cent. and Bonus of 2s. per share.	25444 8 10	68326 10 4
London Chartered of Australia.	7015 7 8	457 5 1	50 8 5	204556 13 1	212079 14 3	48051 17 4	.....	20000 0 0	581 18 5	2328 1 0	285824 19 2	356786 15 11	1000000 0 0	8 ℘ cent. and Bonus of 1 ℘ cent.	50000 0 0	179656 15 2
English, Scottish, and Australian Chartered	27109 6 11	2473 9 9	1889 6 8	328098 5 10	359570 9 2	87092 9 9	.....	24218 18 7	369 7 8	2170 18 7	371625 17 8	485477 12 3	600000 0 0	8 ℘ cent.	24000 0 0	60000 0 0
Oriental Chartered ..	48425 0 0	3250 5 5	117097 3 4	787516 7 7	956288 16 4	190480 1 2	8597 14 1	26246 8 1	2269 0 0	152145 2 0	772881 17 9	1152620 3 1	1500000 0 0	12 ℘ cent.	90000 0 0	500000 0 0
City	51089 11 7	105 18 4	7756 1 7	734092 8 9	793044 0 3	186981 3 1	10006 10 2	21500 0 0	1196 1 5	50910 10 2	822397 16 3	1092992 1 1	240000 0 0	8 ℘ cent.	9600 0 0	44927 18 11
Mercantile Bank of Sydney.	5387 0 0	.....	.....	559295 13 1	564682 13 1	112570 15 0	.....	.....	99 2 2	15742 3 1	612711 17 5	741123 17 8	120000 0 0	5 ℘ cent. old capital; 12½ ℘ cent. new capital.	5700 0 0	26990 8 10
TOTALS	1071815 1 0	32544 18 1	304718 1 0	12957474 12 11	14366522 19 0	2751962 1 9	106689 3 6	324622 12 4	48855 13 2	3657163 2 9	11374766 19 2	18264059 12 8	7910000 0 0	.....	522244 8 10	2480861 8 6

* Including £322,500, average amount of Government Securities held. † Including Bonus. ‡ Equal to dividend of 17½ per cent. per annum.

No. 132 (*continued*).—GENERAL ABSTRACT OF BANK LIABILITIES AND ASSETS, &c.—*continued.*

BANKS.	LIABILITIES.						ASSETS.							CAPITAL AND PROFITS.			
	Notes in Circulation.	Bills in Circulation.	Balances due to other Banks.	Deposits not bearing Interest.	Deposits bearing Interest.	Total Liabilities.	Coin.	Bullion.	Landed Property.	Notes and Bills of other Banks.	Balances due from other Banks.	Notes and Bills discounted, and all other Debts due to the Banks.	Total Assets.	Capital paid up.	Rate per Annum of last Dividend.	Amount of Dividend.	Amount of Reserved Profits at the time of declaring such Dividend.
	£ s. d.	£ s. d.	£ s. d.	£ s. d.	£ s. d.	£ s. d.	£ s. d.	£ s. d.	£ s. d.	£ s. d.	£ s. d.	£ s. d.	£ s. d.	£ s. d.		£ s. d.	£ s. d.
THIRD QUARTER.																	
New South Wales ..	355088 3 1	1812 13 11	110741 10 8	4832799 14 6	.....	5300442 2 2	1044186 10 7	58418 17 7	62413 14 3	8587 1 5	2316217 6 1	*3248040 15 1	6737864 5 0	1000000 0 0	15 ₰ cent. and Bonus of 2½ ₰ cent.	87500 0 0	363333 6 8
Commercial	319874 9 3	5729 7 2	35923 18 9	3200836 17 7	.....	3562364 12 9	503659 3 3	18237 17 2	64875 5 10	21124 7 5	329512 9 0	†3550191 8 3	4487600 10 11	500000 0 0	22 ₰ cent.	55000 0 0	358034 11 1
Australasia	49418 16 11	7244 8 5	.....	713013 15 1	.....	769677 0 5	137656 9 4	.....	40286 0 8	2705 11 1	.....	690558 4 0	871206 5 1	1200000 0 0	12½ ₰ cent.	75000 0 0	374119 2 4
Union of Australia ..	15922 10 9	5336 1 4	.....	506557 5 9	.....	527815 17 10	102788 18 4	1091 19 1	16000 0 0	829 16 6	.....	257978 18 11	378689 12 10	1250000 0 0	16 ₰ cent.	100000 0 0	506471 14 3
Australian Joint Stock	169661 8 5	7943 19 9	14817 19 3	1480398 11 10	.....	1672821 19 3	252250 7 10	23377 11 4	51922 15 4	14542 0 0	314923 15 4	1610866 1 0	2267882 10 10	500000 0 0	8 ₰ cent. and Bonus of 2s. per share.	26250 0 0	79792 4 9
London Chartered of Australia.	7743 9 3	469 12 6	153 17 0	208430 9 5	.....	216797 8 2	33547 11 2	.....	20000 0 0	639 18 6	1425 10 4	275384 6 11	330997 6 11	1000000 0 0	8 ₰ cent. and Bonus of 1 ₰ cent.	50000 0 0	179656 15 2
English, Scottish, and Australian Chartered	27094 8 6	3177 3 6	415 12 10	324247 16 0	.....	354935 0 10	55024 19 4	.....	24125 10 2	613 9 3	1808 18 3	373291 13 1	454864 10 1	600000 0 0	8 ₰ cent.	24000 0 0	60000 0 0
Oriental Chartered ..	44684 0 0	1743 14 10	83811 9 4	777072 13 4	.....	907311 17 6	166561 7 3	11886 16 4	26246 8 1	2008 0 0	145391 4 1	756613 13 8	1108707 9 5	1500000 0 0	12 ₰ cent.	90000 0 0	500000 0 0
City	46205 7 9	132 2 3	3004 8 8	733241 5 11	.....	783483 4 7	141991 3 11	12110 14 2	21826 18 6	607 12 4	49608 2 8	811808 2 4	1037952 13 11	240000 0 0	8 ₰ cent.	9600 0 0	5947 10 7
Mercantile Bank of Sydney.	6237 10 9	.....	467 6 3	510819 19 8	.....	517524 16 8	48208 16 11	.....	.....	166 7 10	9837 8 5	636938 8 4	695151 1 6	140000 0 0	5 ₰ cent. old capital; 12½ ₰ cent. new capital.	6600 0 0	34130 16 9
TOTALS .. £	1041930 4 8	33589 3 8	250236 2 9	13287418 9 1	.....	14613174 0 2	2485875 7 11	125123 15 8	327696 12 10	51824 4 4	3168724 14 2	12211671 11 7	18370916 6 6	7930000 0 0	.....	523950 0 0	2461486 1 7
FOURTH QUARTER.																	
New South Wales ..	368411 1 6	3276 4 1	84351 5 0	1925132 17 3	2962491 5 11	5343662 13 9	970511 8 6	46872 14 10	64441 14 2	9485 11 2	2527276 0 0	‡3177935 11 1	6796522 19 9	1000000 0 0	17½ ₰ cent.	87500 0 0	393333 6 8
Commercial	345868 4 7	6344 4 9	36829 7 11	1280715 18 8	2057630 2 3	3727387 18 2	481954 13 8	13350 6 9	64780 12 2	22848 11 11	417372 19 7	3633790 12 1	4634097 16 2	500000 0 0	25 ₰ cent.	62500 0 0	373781 16 5
Australasia	51303 6 2	7013 0 4	.....	266102 11 7	460986 5 3	785405 3 4	108353 10 8	.....	40286 0 8	2331 6 4	.....	721380 3 7	872351 1 3	1200000 0 0	12½ ₰ cent.	75000 0 0	374119 2 4
Union of Australia ..	16511 18 7	6307 18 3	.....	132376 3 9	419971 10 5	575167 11 0	83739 13 0	1588 16 11	16000 0 0	592 15 11	.....	293476 17 2	395398 3 0	1250000 0 0	16 ₰ cent.	100000 0 0	506471 14 3
Australian Joint Stock	192014 16 11	9768 14 11	10581 8 1	734789 2 11	845067 9 6	1792221 12 4	290406 9 8	20332 8 1	53041 4 7	14714 13 10	390185 0 0	1614331 1 11	2383010 18 1	500000 0 0	8 ₰ cent. and Bonus of 2s. per share.	26250 0 0	79792 4 9
London Chartered of Australia.	7513 1 6	352 19 5	38 13 4	35217 0 7	193182 0 3	236303 15 1	46715 16 10	.....	20000 0 0	745 15 4	1630 0 10	276419 5 6	345560 18 6	1000000 0 0	8 ₰ cent.	40000 0 0	168917 10 8
English, Scottish, and Australian Chartered	27878 0 9	2144 7 10	277 0 5	107957 14 10	226746 8 0	365003 11 10	50025 17 2	.....	23687 7 4	471 18 6	2257 19 2	433395 12 1	509838 14 3	600000 0 0	8 ₰ cent.	24000 0 0	60000 0 0
Oriental Chartered ..	46737 0 0	1738 8 0	110707 17 4	174877 6 10	600456 11 4	934517 3 6	128407 17 3	8347 12 4	26246 8 1	2298 0 0	131190 7 7	835321 17 0	1131812 2 3	1500000 0 0	12 ₰ cent.	90000 0 0	500000 0 0
City	51608 0 9	62 12 9	11343 3 11	217841 16 9	514617 18 5	795473 12 7	101740 1 11	14455 0 1	21750 0 0	1170 12 7	52863 15 9	863564 15 5	1055544 5 9	240000 0 0	8 ₰ cent.	9600 0 0	5910 14 11
Mercantile Bank of Sydney.	6565 4 7	.....	44 16 5	.....	494732 0 7	501342 1 7	55744 4 2	.....	.....	181 12 10	12742 14 4	634096 17 5	702765 8 9	140000 0 0	5 ₰ cent. old capital; 12½ ₰ cent. new capital.	6600 0 0	34130 16 9
TOTALS .. £	1114410 15 4	37008 10 4	254173 12 5	4875010 13 2	8775881 11 11	15056485 3 2	2317599 12 10	104946 19 0	330233 7 0	54840 18 5	3535568 17 3	12483712 13 3	18826902 7 9	7930000 0 0	.....	521450 0 0	2496457 6 9

* Includes £15,508 7s. 3d., Government Securities held. † Includes £322,500, average amount of Government Securities held. ‡ Includes £15,433 1s. 10d., Government Securities held by the Bank.

NEW SOUTH WALES SAVINGS' BANK.

No. 133.—RETURN of the New South Wales Savings' Bank, showing the Number of Depositors, Amount of Deposits, Investments, &c., &c., on 31st December, 1875.

	£ s. d.		£ s. d.
Sydney :—			
Amount at credit of 23,191 Depositors...	982,140 14 4	Lent on 314 Mortgages, with Interest... ...	321,420 1 10
		Investment in Interminable Debentures, with Interest	25,625 0 0
Country Districts :—		Investment in Consolidated Revenue Debentures, with Interest	141,655 0 0
Amount at credit of 6,967 Depositors ...	313,656 6 0		
	£1,295,797 0 4	Investment in Queensland Consolidated Revenue Debentures, with Interest	51,500 0 0
		Deposit with the Bank of New South Wales, with Interest	163,571 15 7
Drafts drawn by Branch Accountants upon the Office in Sydney, and included in their Returns, but not paid on 31st December, 1875	925 11 8	Ditto (Working Account)	42,436 13 6
		Deposit with Commercial Bank, with Interest	148,965 16 4
		Deposit with City Bank, with Interest ...	118,472 14 9
Amount at the credit of Reserved Fund ...	132,200 0 0	Deposit with Oriental Bank, with Interest ...	76,614 4 10
		Deposit with English, Scottish, and Australian Chartered Bank, with Interest	70,740 11 0
		Deposit with Mercantile Bank, with Interest...	40,755 4 1
Depreciation Account	12,745 6 2	Deposit with Union Bank, with Interest ...	50,000 0 0
		Deposit with Joint Stock Bank, with Interest	117,764 5 4
Surplus due to Mortgagors on sale of mortgaged property not yet drawn ...	129 14 11	Deposit with London Chartered Bank with Interest	40,614 13 1
		Deposit with Bank of Australasia, with Interest	20,039 3 6
Amount at the credit of Profit and Loss Account, carried to next year to meet future interest	7,746 15 9	Deposit with Bank of New Zealand, with Interest	15,099 9 0
		Permanent Investment Land and Banking House	3,000 0 0
		Cash received from Branch Accountants, after 31st December, 1875, but included in their Returns	1,269 16 0
	£1,449,544 8 10		£1,449,544 8 10

Rates of Interest charged for money lent on Mortgage, &c. ... ... 6 per cent. per annum.

Rates of Interest paid to Depositors on amounts not exceeding £100 ... ... 5 per cent. per annum.

GOVERNMENT SAVINGS' BANKS.

No. 134.—RETURN showing the Names of the various BRANCHES, the Dates of their ESTABLISHMENT, the Number of ACCOUNTS OPENED, the Number of ACCOUNTS CLOSED, and the Total Number and Amount of DEPOSITS and WITHDRAWALS, during the Year 1875; also, the Amount at the Credit of DEPOSITORS on 31st December, 1875.

Name of Branch.	Date of Establishment.	Number of Accounts open at close of 1874.	Number of Accounts opened during 1875.	Number of Accounts closed during 1875.	Number of Accounts remaining open at close of 1875.	Balances on 31st December, 1874.	Total Deposits, including Interest.		Total Withdrawals.		Balances at Credit of Depositors at close of 1875.
							No.	Amount.	No.	Amount.	
						£ s. d.		£ s. d.		£ s. d.	£ s. d.
Sydney (Head Qrs.)	1 Oct., 1871..	1844	1535	1018	2361	114622 11 10	7533	106245 13 10	3626	88857 10 4	132010 15 4
Aberdeen	11 Dec., 1871..	24	6	3	27	1072 14 2	27	435 18 10	12	333 6 1	1175 6 11
Adaminaby	12 July, 1875..	.....	2	.....	2	.....	3	12 10 3	..	.....	12 10 3
Adelong	11 Dec., 1871..	51	60	44	67	553 19 6	240	1239 8 9	85	964 19 3	828 9 0
Albury	1 Oct., ,, ..	64	27	16	75	1021 8 9	161	647 3 9	40	595 2 10	1073 9 8
Araluen	1 Sept., 1872..	10	3	3	10	296 14 6	11	221 13 1	12	303 12 1	214 15 6
Armidale	1 Oct., 1871..	44	17	13	48	2039 16 1	67	967 16 4	35	1111 16 3	1895 16 2
Ashfield	1 Feb., 1875 ..	.....	.....	.....	.....	.....	..	.....	..	.....	.....
Ballina	1 Sept., 1872..	.....	.....	.....	.....	.....	..	.....	..	.....	.....
Balmain	1 Oct., 1871..	141	83	60	164	2821 4 3	754	2932 0 10	200	2832 0 8	2921 4 5
Bathurst	,, ,, ..	172	108	71	209	6901 4 3	576	5843 1 5	232	4510 13 0	8233 12 8
Bega	1 Sept., 1872..	51	17	26	42	736 1 4	85	439 17 7	42	543 19 4	631 19 7
Berrima	1 Oct., 1871 ..	34	9	14	29	1169 14 5	36	499 10 10	35	1059 10 4	609 14 11
Binalong	1 Feb., 1875 ..	.....	.....	.....	.....	.....	..	.....	..	.....	.....
Bingera	,, ,, ..	.....	.....	.....	.....	.....	..	.....	..	.....	.....
Bodalla	12 July, 1875..	.....	.....	.....	.....	.....	..	.....	..	.....	.....
Bombala	11 Dec., 1871..	17	8	3	22	700 7 11	27	430 16 6	9	165 5 8	965 18 9
Botany	1 Sept., 1874..	26	20	10	36	19 8 3	213	117 10 11	22	40 1 8	96 17 6
Bourke	,, ,, ..	6	7	1	12	73 16 6	17	95 11 0	2	70 6 0	99 1 6
Bowenfells	1 Feb., 1875..	.....	.....	.....	.....	.....	..	.....	..	.....	.....
Braidwood	1 Oct., 1871..	64	22	12	74	2540 19 5	161	956 10 8	54	1229 6 9	2268 3 4
Branxton	1 Sept., 1874..	5	6	1	10	19 1 10	8	88 9 3	4	32 1 0	75 10 1
Bundarra	1 Jan., 1874..	14	7	.....	21	25 1 6	36	230 8 8	..	.....	255 10 2
Burrowa	12 July, 1875..	.....	4	1	3	.....	4	5 1 0	1	2 10 0	2 11 0
Burwood	1 Sept., 1872..	12	11	5	18	437 19 1	66	160 3 10	7	207 15 4	390 7 7
Camden	1 Oct., 1871..	111	44	26	129	3983 10 3	225	1705 8 11	73	3170 0 10	2518 18 4
Campbelltown ..	,, ,, ..	45	9	12	42	1899 7 11	62	704 4 1	26	819 6 2	1784 5 10
Camperdown ..	11 Dec., 1871..	.....	.....	.....	.....	.....	..	.....	..	.....	.....
Cannonbar	12 July, 1875..	.....	1	.....	1	.....	1	101 0 0	..	.....	101 0 0
Carcoar	1 Sept., 1872..	29	11	17	23	2143 18 10	60	1547 7 1	30	2113 5 8	1578 0 3
Casino	1 Feb., 1875..	.....	7	1	6	.....	14	206 18 10	4	37 2 1	169 16 9
Cassilis	1 Sept., 1872..	71	29	18	82	3115 11 7	219	1631 15 10	43	1230 11 10	3516 15 7
Cooma	1 Oct., 1871..	54	14	10	58	1213 1 1	79	793 15 9	23	409 0 7	1597 16 3
Coonabarabran ..	12 July, 1875..	.....	9	.....	9	.....	12	232 1 3	5	39 0 0	193 1 3
Cooranbong ..	,, ,, ..	.....	3	1	2	.....	7	17 12 8	1	5 0 4	12 12 4
Cow Flat	1 Sept., 1874..	10	28	16	22	641 4 1	78	1233 10 2	25	740 19 3	1133 15 0
Cowra	,, 1872..	16	10	9	17	428 6 5	32	351 5 6	15	260 16 10	518 15 1
Deniliquin	12 Dec., 1871..	33	15	15	33	636 0 2	68	393 19 0	28	459 16 2	570 3 0
Denman	1 Jan., 1874..	11	8	2	17	191 11 3	31	175 1 8	6	186 19 8	179 13 3
Dubbo	11 Dec., 1871..	10	13	4	19	91 15 0	25	436 6 1	9	72 11 3	455 9 10
Dungog	1 Sept., 1874..	6	3	2	7	146 16 7	27	258 16 3	5	30 3 9	375 9 1
East Maitland ..	1 Oct., 1871..	8	4	2	10	310 11 10	19	130 7 2	8	16 16 10	424 2 2
Eden	1 Jan., 1874..	15	9	4	20	166 8 6	39	277 4 0	10	134 1 4	309 11 2
Fernmount	1 Sept., 1872..	31	9	8	32	301 7 6	35	422 15 1	14	384 16 9	339 5 10
Forbes	11 Dec., 1871..	66	34	20	80	2519 2 3	148	933 3 9	49	1079 0 9	2373 5 3
Germanton	12 July, 1875..	.....	2	.....	2	.....	2	1 5 0	..	.....	1 5 0
Gladstone	1 Sept., 1872..	7	7	3	11	398 10 8	14	430 1 0	9	373 19 11	454 11 9
Glebe	1 Oct., 1871..	12	3	2	13	252 2 1	22	63 7 7	17	97 6 0	218 3 8
Glen Innes	1 Sept., 1874..	16	39	18	37	214 10 6	147	496 6 3	47	340 16 3	370 0 6
Gosford	,, ,, ..	2	8	3	7	85 0 0	28	245 8 11	6	179 19 7	150 9 4
Goulburn	1 Oct., 1871..	108	54	28	134	8431 15 9	261	3777 14 0	102	2672 9 1	9537 0 8
Grafton	,, ,, ..	38	20	30	28	1179 16 2	59	933 17 11	45	1244 1 1	869 13 0
Grenfell	15 Jan., 1872..	71	25	20	76	1945 0 4	122	685 17 5	48	709 0 7	1861 17 2
Gulgong	12 Jan., 1872..	76	54	47	83	2841 16 7	274	2526 7 8	146	2487 0 5	2881 3 10
Gundagai	11 Dec., 1871..	25	4	6	23	157 9 4	23	128 2 6	19	131 17 2	153 14 8
Gunnedah	12 July, 1875..	.....	16	1	15	.....	21	157 11 2	2	15 1 4	142 9 10
Haslem's Creek ..	,, ,, ..	.....	17	1	16	.....	89	59 4 3	1	9 12 8	49 11 7
Hexham	1 Feb., 1875..	.....	4	2	2	.....	3	69 4 8	..	.....	69 4 8
Hill End	1 Jan., 1874..	83	81	51	113	3201 2 4	489	3171 4 6	151	1902 0 6	4470 6 4
Home Rule	,, ,, ..	12	13	13	12	203 6 6	51	377 17 3	33	452 15 7	128 8 2
Inverell	1 Sept., 1874..	19	46	8	57	232 12 4	128	944 4 6	23	222 4 10	954 12 0
Kempsey	1 Feb., 1875..	.....	3	.....	3	.....	5	23 8 10	..	.....	23 8 10
Kiama	1 Oct., 1871..	60	45	35	70	2425 4 6	220	1828 13 9	59	2543 18 1	1710 0 2
Lambton	1 Sept., 1874..	8	34	12	30	132 10 1	132	1236 13 4	30	314 8 7	1054 14 10
Lidsdale	12 July, 1875..	.....	4	.....	4	.....	10	56 19 4	..	.....	56 19 4
Lismore	,, ,, ..	.....	10	.....	10	.....	23	93 16 7	1	9 0 0	84 16 7
Lithgow	1 Feb., 1875..	.....	50	5	45	.....	111	1218 16 3	16	140 3 10	1078 12 5
Liverpool	1 Oct., 1871..	57	30	24	63	1213 12 8	200	875 5 3	76	769 13 8	1319 4 3
Lochinvar	12 July, 1875..	.....	.....	.....	.....	.....	2	7 0 3	2	7 0 3	.....

No. 134 (*continued*)—GOVERNMENT SAVINGS' BANKS—*continued.*

Name of Branch.	Date of Establishment.	Number of Accounts open at close of 1874.	Number of Accounts opened during 1875.	Number of Accounts closed during 1875.	Number of Accounts remaining open at close of 1875.	Balances on 31 December, 1874.	Total Deposits, including Interest.		Total Withdrawals.		Balances at Credit of Depositors at close of 1875.
							No.	Amount.	No.	Amount.	
						£ s. d.		£ s. d.		£ s. d.	£ s. d.
Major's Creek ..	1 Feb., 1875..	.....	10	1	9	.....	48	67 13 9	2	1 4 0	66 9 9
Manly	1 Feb., 1875..	.....	.....	.....	.....	.....	..	.....	..	.....	.....
McGuiggan's ..	1 Dec., 1875..	.....	.....	.....	.....	.....	..	.....	..	.....	.....
Merimbula	1 Jan., 1874..	20	8	12	16	476 1 7	46	193 3 0	23	305 9 2	363 15 5
Merriwa	1 Sept., 1874..	.....	7	.....	7	.....	17	212 8 8	4	80 0 0	132 8 8
Milton	1 Jan., 1874..	18	18	5	31	234 7 11	204	320 4 3	12	185 9 4	369 2 10
Mittagong	1 Sept., 1872..	92	31	19	104	1928 19 0	181	1314 9 5	62	740 13 1	2502 15 4
Molong	1 Oct., 1871..	30	13	10	33	885 12 4	69	422 3 5	10	414 19 1	892 16 8
Mooroowoolen ..	10 April, 1875..	.....	27	7	20	.....	97	163 11 11	17	53 5 3	110 6 8
Morpeth	1 Oct., 1871..	62	51	15	98	2097 4 3	194	2158 17 5	47	991 12 3	3264 9 5
Moruya	1 Jan., 1874..	24	22	10	36	467 0 1	68	588 12 6	21	274 9 2	781 3 5
Mudgee	1 Oct., 1871..	65	27	24	68	1736 4 1	176	1411 8 9	58	1136 3 8	2011 9 2
Murrurundi ..	,, ,, ..	81	92	60	113	2993 8 4	258	3962 10 10	126	2581 17 2	4374 2 0
Muswellbrook ..	11 Dec., 1871..	43	24	13	54	1758 15 2	91	1244 7 11	44	981 17 7	2021 5 6
Narrabri	2 June, 1873..	38	20	10	48	898 0 9	103	898 4 9	35	470 4 6	1326 1 0
Nelligen	12 July, 1875..	.....	3	1	2	.....	7	1 19 7	1	1 10 1	0 9 6
Newcastle	1 Oct., 1871..	370	359	240	489	16863 19 6	1562	19597 6 11	620	14528 16 4	21932 10 1
Newtown	,, ,, ..	469	261	184	546	5715 14 1	1912	6068 3 8	508	5566 7 11	6217 9 10
Numba	12 July, 1875..	.....	11	1	10	.....	20	174 3 11	1	0 7 6	173 16 5
Nundle	1 Sept., 1874..	21	18	3	36	93 6 7	52	710 13 0	8	122 16 11	681 2 8
Orange	11 Dec., 1871..	93	72	37	128	2126 19 11	240	2116 12 5	88	1440 9 4	2803 3 0
Oxford-st., Sydney..	11 Aug., 1873..	584	423	323	684	13443 4 0	3024	15623 8 3	1052	12082 11 8	16984 0 7
Paddington	,, ,, ..	205	127	102	230	3226 0 0	922	3833 6 5	261	3951 17 3	3107 9 2
Parkes	1 Jan., 1874..	46	77	34	89	2060 1 1	229	3326 9 6	129	2490 12 3	2895 18 4
Parramatta	1 Oct., 1871..	76	47	16	107	2216 12 11	267	1770 4 7	80	897 0 5	3089 17 1
Parramatta-st., Syd.	11 Aug., 1873..	225	251	153	323	5547 0 5	1539	7798 6 5	495	4991 15 11	8353 10 11
Paterson	12 July, 1875..	.....	1	.....	1	.....	1	3 0 4	..	.....	3 0 4
Penrith	1 Oct., 1871..	43	34	8	69	1726 14 1	153	1582 14 5	33	818 5 3	2491 3 3
Petersham	1 Feb., 1875..	.....	15	.....	15	.....	19	6 10 8	..	.....	6 10 8
Picton	1 Sept., 1874..	10	17	5	22	289 4 9	61	627 11 5	22	229 17 3	686 18 11
Port Macquarie ..	11 Dec., 1871..	106	18	27	97	3893 2 6	186	2351 19 7	86	1638 18 5	4606 3 8
Pyrmont	1 Oct., 1871..	19	10	3	26	159 17 6	91	233 13 10	16	92 13 11	300 17 5
Queanbeyan ..	11 Dec., 1871..	35	19	10	44	396 19 2	97	430 5 8	33	381 10 1	445 14 9
Raymond Terrace ..	1 Sept., 1872..	70	23	20	73	1894 16 3	117	696 18 9	39	1424 1 9	1167 13 3
Redfern	1 Oct., 1871..	63	102	37	128	2489 15 10	462	2784 13 8	85	2925 13 6	2348 16 0
Richmond	11 Dec., 1871..	4	16	4	16	92 2 10	54	193 10 3	8	92 10 4	193 2 9
Rydal	1 Jan., 1874..	8	18	1	25	197 19 5	73	825 10 10	12	138 8 4	885 1 11
Ryde	1 Feb., 1875..	.....	9	.....	9	.....	23	46 18 9	1	3 0 0	43 18 9
Rylstone	2 June, 1873..	12	.....	3	9	175 9 8	6	30 13 11	5	93 18 10	112 4 9
Scone	11 Dec., 1871..	12	5	3	14	350 17 9	14	200 10 3	6	102 1 0	449 7 0
Singleton	1 Oct., 1871..	222	73	60	235	4787 8 8	608	2306 11 3	124	3488 7 1	3605 12 10
Sofala	1 Sept., 1874..	24	29	4	49	302 9 1	189	1388 14 5	17	604 0 0	1087 3 6
St. Leonards ..	1 Feb., 1875 ..	.....	176	29	147	.....	1193	2127 9 0	137	911 4 1	1216 4 11
Stroud	,, ,, ..	.....	13	2	11	.....	42	273 8 3	5	132 6 0	141 2 3
Tamworth	11 Dec., 1871..	69	38	17	90	1305 6 3	193	988 15 8	54	849 1 2	1445 0 9
Taree	1 Feb., 1875..	.....	4	.....	4	.....	13	52 11 8	1	26 0 0	26 11 8
Tenterfield	1 Sept., 1874..	3	3	1	5	46 4 2	10	406 13 0	1	12 12 4	440 4 10
Terara	,, 1872..	83	34	10	107	3199 7 3	143	1583 0 2	44	856 16 9	3925 10 8
Trunkey Creek ..	1 Feb., 1875..	.....	11	1	10	.....	21	352 16 3	6	90 0 0	262 16 3
Tumut	,, ,,	.....	8	1	7	.....	32	62 4 0	2	21 0 2	41 3 10
Tweed Junction ..	1 Sept., 1874..	.....	3	.....	3	.....	5	26 7 3	..	.....	26 7 3
Ulladulla	,, 1872..	14	7	1	20	468 7 5	21	119 4 0	3	239 13 4	347 18 1
Ulmarra	12 July, 1875..	.....	10	2	8	.....	20	149 8 3	6	28 10 0	120 18 3
Vegetable Creek ..	1 Sept., 1874..	65	121	63	123	1966 9 2	321	4913 14 11	134	2667 14 8	4212 9 5
Wagga Wagga ..	11 Dec., 1871..	80	63	38	105	1019 10 11	217	1163 11 8	71	970 17 8	1212 4 11
Wallsend	1 Sept., 1874..	21	57	23	55	502 16 6	165	1565 4 2	43	723 2 2	1344 18 6
Waratah	11 Dec , 1871..	31	10	8	33	1165 17 9	67	651 5 0	22	383 6 0	1433 16 9
Warialda	1 Sept., 1874..	.....	.....	.....	.....	.....	..	.....	..	.....	.....
Waterloo	1 Oct., 1871..	67	35	37	65	304 8 11	368	770 2 5	68	696 5 4	378 6 0
Watson's Bay ..	1 Feb., 1875..	.....	.....	.....	.....	.....	..	.....	..	.....	.....
Wee Waa	11 Dec., 1871..	31	4	7	28	714 11 3	24	259 0 7	12	269 8 4	704 3 6
Wellington	2 June, 1873..	32	10	6	36	1035 9 1	118	427 8 4	21	429 1 10	1033 15 7
West Kempsey ..	1 Sept., 1874..	19	8	1	26	211 14 8	38	339 17 5	13	216 13 0	334 19 1
West Maitland ..	1 Oct., 1871..	39	18	15	42	2439 8 2	69	1524 19 7	35	1853 14 11	2110 12 10
William-st., Sydney	11 Aug., 1873..	364	301	184	481	8760 10 9	2395	10134 6 5	629	9500 15 4	9394 1 10
Windsor	1 Oct., 1871..	53	14	27	40	5986 17 8	38	1451 15 1	50	4364 17 8	3073 15 1
Wingham	11 Dec., 1871..	10	.....	1	9	344 6 8	16	135 15 5	2	47 6 2	432 15 11
Wollombi	,, ,, ..	17	4	4	17	393 17 5	36	150 0 8	8	179 14 5	364 3 8
Wollongong ..	1 Oct., 1871..	102	48	35	115	6571 9 11	222	3143 7 2	98	3074 18 5	6639 18 8
Woollahra	8 Feb., 1872..	92	37	26	103	986 16 11	375	700 1 6	56	624 13 9	1062 4 8
Woonona	11 Dec., 1871..	67	30	11	86	3451 19 4	210	1829 2 4	75	1236 9 0	4044 12 8
Yass	1 Sept., 1872..	55	71	20	106	2351 8 10	220	3097 7 11	48	1618 14 7	3830 2 2
Young	11 Dec., 1871..	83	72	44	111	1865 4 11	329	1529 6 0	72	1364 2 10	2030 8 1
GENERAL TOTAL		8276	6379	3856	10799	302373 0 1	34043	280147 1 11	11532	228445 11 7	354074 10 5

Rates of Interest allowed to depositors—4 per cent. per annum. Deposits invested in Government securities.

2017 706

GOLD RECEIVED AND ISSUED AT THE MINT.

No. 135.—RETURN showing the Quantity and Value of Gold Received and Issued at the Branch Royal Mint, from its opening on the 14th May, 1855, to the 31st December, 1875, inclusive.

Period.	Gold Dust or Bullion received for Coinage.		Issued.							Revenue.			
			In Coin.			In Bullion.		Total Value of Coin and Bullion.					
	Weight.	Value at £3 17s. 10½d. per oz.	Sovereigns.	Half-sovereigns.	Total value of Coin.	Weight.	Value at £3 17s. 10½d. per oz.			From Gold the produce of New South Wales.	From Gold the produce of Victoria.	From Gold the produce of New Zealand, Tasmania, California, Queensland, and from other sources.	Total Revenue.
	ozs.	£ s. d.	No.	No.	£ s. d.	ozs.	£ s. d.	£ s. d.		£ s. d.	£ s. d.	£ s. d.	£ s. d.
1855.—14th May to 31st Dec.	217,589·205	871,300 2 6	502,000	21,000	512,500 0 0	1,221·970	4,758 0 11	517,258 0 11		3,211 14 5	2,193 2 8	2 17 6	5,407 14 7
1856.—1st Jan. to 31st Dec. ...	239,491·990	939,776 6 5	981,000	478,000	1,220,000 0 0	654·850	2,549 16 5	1,222,549 16 5		8,079 14 0	3,760 2 7	716 8 0	12,556 4 7
1857.—1st Jan. to 31st Dec. ...	223,215·890	879,181 19 4	499,000	537,000	767,500 0 0	14,889·830	57,977 5 7	825,477 5 7		6,001 11 11	2,940 5 2	1,898 17 9	10,840 14 10
1858.—1st Jan. to 31st Dec. ...	342,540·530	1,332,034 3 1	1,101,500	483,000	1,343,000 0 0	14,927·920	58,125 11 10	1,401,125 11 10		13,192 12 11	2,908 8 9	2,047 3 7	18,148 5 3
1859.—1st Jan. to 31st Dec. ...	358,127·000	1,380,402 14 10	1,050,500	341,000	1,221,000 0 0	39,591·620	156,557 5 3	1,377,557 5 3		14,641 9 2	1,289 4 1	3,032 8 0	18,963 1 3
1860.—1st Jan. to 31st Dec. ...	470,464·300	1,823,637 16 11	1,573,500	156,000	1,651,500 0 0	48,543·520	195,052 9 2	1,846,552 9 2		16,618 6 4	2,869 7 3	2,141 15 9	21,629 9 4
1861.—1st Jan. to 31st Dec. ...	477,607·470	1,863,632 2 0	1,626,000	186,500	1,719,250 0 0	24,880·005	98,187 0 6	1,817,437 0 6		19,000 16 8	1,163 17 0	2,403 8 3	22,568 1 11
1862.—1st Jan. to 31st Dec. ...	696,311·580	2,700,452 1 1	2,477,500	.....	2,477,500 0 0	74,995·174	298,191 14 4	2,775,691 14 4		26,805 10 2	1,004 9 8	4,996 18 3	32,806 18 1
1863.—1st Jan. to 31st Dec. ...	493,332·110	1,908,526 17 6	1,255,500	558,500	1,534,750 0 0	84,549·596	342,212 9 10	1,876,962 9 10		18,555 6 8	1,032 19 8	4,014 6 7	23,602 12 11
1864.—1st Jan. to 31st Dec. ...	728,019·350	2,878,398 17 10	2,698,500	.....	2,698,500 0 0	44,897·291	182,168 4 3	2,880,668 4 3		14,399 0 10	4,870 18 7	7,625 15 8	26,895 15 1
1865.—1st Jan. to 31st Dec. ...	598,606·740	2,351,402 0 10	2,130,500	282,000	2,271,500 0 0	21,913·669	88,061 13 9	2,359,561 13 9		14,033 3 9	2,039 13 4	7,737 12 0	23,810 9 1
1866.—1st Jan. to 31st Dec. ...	739,362·930	2,935,923 7 9	2,911,000	.....	2,911,000 0 0	11,113·931	44,732 8 2	2,955,732 8 2		11,784 13 5	3,423 11 1	9,802 16 4	25,011 0 10
1867.—1st Jan. to 31st Dec. ...	629,721·990	2,501,368 19 9	2,370,000	62,000	2,401,000 0 0	22,666·213	91,853 15 3	2,492,853 15 3		10,099 15 4	2,218 1 2	7,852 10 6	20,170 7 0
1868.—1st Jan. to 31st Dec. ...	605,806·840	2,359,525 10 1	2,319,000	.....	2,319,000 0 0	6,581·244	26,728 8 1	2,345,728 8 1		8,946 19 1	686 5 8	9,884 0 11	19,517 5 8
1869.—1st Jan. to 31st Dec. ...	346,003·940	1,323,487 8 3	1,202,000	154,000	1,279,000 0 0	9,936·444	40,388 2 2	1,319,388 2 2		6,601 13 1	2 11 5	8,684 1 9	15,288 6 3
1870.—1st Jan. to 31st Dec. ...	317,527·960	1,218,730 4 8	1,220,000	.....	1,220,000 0 0	5,983·456	23,298 1 9	1,243,298 1 9		4,607 8 11	395 1 8	6,557 2 11	11,559 13 6
1871.—1st Jan. to 31st Dec. ...	778,627·290	2,887,601 16 5	2,814,000	.....	2,814,000 0 0	14,489·542	56,418 13 1	2,870,418 13 1		7,316 18 3	1,936 18 2	9,633 18 4	18,887 14 9
1872.—1st Jan. to 31st Dec. ...	558,342,450	2,063,774 12 10	1,815,000	356,000	1,993,000 0 0	25,355·527	98,728 2 1	2,091,728 2 1		9,539 19 5	388 2 0	7,861 3 2	17,789 4 7
1873.—1st Jan. to 31st Dec. ...	436,624·910	1,611,940 17 1	1,478,000	.....	1,478,000 0 0	13,088·428	50,963 1 5	1,528,963 1 5		7,234 10 10	.....	5,152 7 11	12,386 18 9
1874.—1st Jan. to 31st Dec. ...	551,046·650	2,073,666 19 11	1,899,000	252,000	2,025,000 0 0	2,982·124	11,611 12 8	2,036,611 12 8		6,725 6 9	1 1 9	7,387 19 8	14,114 8 2
1875.—1st Jan. to 31st Dec. ...	*547,484·680	2,061,070 16 5	2,122,000	.....	2,122,000 0 0	1,673·786	6,517 6 0	2,128,517 6 0		5,714 15 10	1 6 1	7,849 10 0	13,565 11 11
Grand Total.....	10,355,855·805	39,965,835 15 6	36,045,500	3,867,000	37,979,000 0 0	484,936·140	1,935,081 2 6	39,914,081 2 6		233,111 7 9	35,125 7 9	117,283 2 10	385,519 18 4

* Countries from which Imported—

		Quantity. Ozs.	Value. £ s. d.
1875	New South Wales	226,985·50	872,161 17 11
	Victoria	60·08	243 13 6
	New Zealand	21,984·98	79,926 17 3
	Queensland	297,441·20	1,104,874 17 2
	South Australia	156·19	588 13 6
	Coin	856·73	3,274 17 1
		547,484·68	2,061,070 16 5

RAILWAYS.

No. 136.—RETURN showing the EARNINGS and EXPENDITURE of the GREAT SOUTHERN, WESTERN, RICHMOND, and GREAT NORTHERN RAILWAYS, during the Year 1875.

Lines and Months.	Total Length of Lines in Miles.	Number of Passengers carried.																Amount for Coaching.	Rents and Miscellaneous Receipts.	Total.	Tonnage of Goods.	Amount for Goods.	Total Earnings.	Expenditure for Working Expenses.	Net Earnings.	Excess of Expenditure over Earnings.
		Season-ticket Holders.										Other Passengers.					General Total.									
		Monthly.		Quarterly.		Half Yearly.		Yearly.		Total.		Total No. of Passengers.	First Class.		Second Class.		Total.										
		1st Class	2nd Class	1st Class	2nd Class	1st Class	2nd Class	1st Class	2nd Class	1st Class.	2nd Class.		Single	Return	Single	Return											
																		£ s. d.	£ s. d.	£ s. d.	tons cwt. q. lbs.	£ s. d.	£ s. d.	£ s. d.	£ s. d.	£ s. d.
SOUTHERN—																										
January	167	1922	10354	2170	9734	1984	5394	3844	3534	9920	29016	38936	2680	5682	11987	33418	53767	92703	8302 12 1	176 4 3	8478 16 4	6347 10 2 20	11689 15 8	20168 12 0	5694 4 0	14474 8 0	
February		2016	8456	2240	9520	1624	5320	3472	3360	9352	26656	36008	1563	4736	6918	24978	38195	74203	6264 14 9	108 11 3	6373 6 0	5857 12 3 0	9516 11 5	15889 17 5	8978 7 1	6911 10 4	
March		1984	9734	2976	11532	1798	5766	4030	3596	10788	30628	41416	2761	5064	11567	26152	45544	86960	7330 13 4	96 5 4	7435 18 8	6666 7 3 24	10385 3 0	17821 1 8	9225 7 9	8595 13 11	
April		1800	9900	2820	11760	2040	5400	4020	3600	10680	30660	41340	2841	7848	10872	35436	56997	98837	9455 4 3	146 5 4	9601 9 7	6883 11 0 25	10586 11 4	20188 0 11	10297 8 10	9890 12 1	
May		2108	10974	2914	12524	1984	5580	4402	3906	11408	32984	44392	2188	5652	9801	29384	47025	91417	6629 12 2	212 8 6	6842 0 8	6878 13 0 2	10216 4 10	17058 5 6	10329 13 8	6728 11 10	
June		2280	10020	2820	12660	2160	5700	4080	3720	11340	32100	43440	2164	5996	8816	28424	45400	88840	6016 11 5	94 10 8	6111 2 1	6974 13 1 12	9238 10 0	15349 12 1	9541 6 2	5808 5 11	.....
July		2294	10602	3596	13020	2294	6200	4216	4404	12400	34226	46686	2403	6338	9127	33772	52140	98826	6454 6 4	152 7 0	6606 13 4	7280 9 1 0	8897 10 11	15504 4 3	11185 9 10	4318 14 5	
August		1984	11160	3844	13206	2480	6324	4526	4526	12834	35216	48050	2184	6516	8909	35350	52959	101009	6629 18 9	239 15 0	6869 13 9	5961 3 1 0	7978 13 8	14848 7 5	10036 15 8	4811 11 9	
September		2040	10080	4200	13560	2520	6300	4440	4560	13200	34500	47700	2136	6860	8842	32390	50228	97928	6743 2 0	122 13 0	6865 15 0	7931 13 2 10	10861 10 6	17727 5 6	11703 8 7	6023 16 11	
October		2232	11532	4898	14632	2976	6336	4464	4588	14570	37138	51708	2113	7290	9056	35158	53617	105325	6864 11 11	326 4 0	7190 15 11	7293 4 1 14	12016 7 11	19207 3 10	10114 2 4	9093 1 6	
November		2640	12060	4980	13560	2880	6300	4200	4440	14700	36360	51060	2675	8164	10621	37212	58672	109732	7324 11 7	341 7 2	7665 18 9	7599 0 1 0	14107 17 6	21773 16 3	11196 6 1	10577 10 2	
December		3224	11780	4960	12710	3100	6262	4340	4464	15624	35216	50840	3839	8734	15556	38948	67077	117917	9971 3 11	565 13 11	10536 17 10	7647 19 3 8	15305 14 11	25842 12 9	17028 18 0	8813 14 9	
Total	167	26524	126652	42418	148418	27840	70932	50034	48758	146816	394760	541576	29547	79380	122072	390622	621621	1163197	87996 2 6	2582 5 5	90578 7 11	83321 19 2 3	130800 11 8	221378 19 7	125331 8 0	96047 11 7	.....
WESTERN—																										
January	130	372	930	744	3038	..	62	62	62	1178	4092	5270	1897	2296	7291	10060	21544	26814	5132 4 1	166 2 8	5298 6 9	11601 8 2 26	11304 9 2	16602 15 11	3634 16 11	12967 19 0	
February		392	840	616	2016	56	56	56	56	1120	2968	4088	1242	1932	4322	8788	16234	20372	4278 8 3	47 18 11	4326 7 2	11829 7 2 2	10652 0 3	14978 7 5	5632 10 5	9345 17 0	
March		310	992	682	1240	62	62	62	62	1116	2356	3472	1929	1856	7260	9064	20109	23581	5140 14 4	40 16 2	5190 10 6	13833 0 2 16	11577 11 10	16768 2 4	5626 11 11	11141 10 5	
April		420	960	780	1140	60	60	120	60	1380	2220	3600	2360	2382	7280	13142	25164	28764	6804 0 4	139 3 9	6043 4 1	13270 4 0 25	11050 7 10	17993 11 11	6502 2 2	11491 9 9	
May		310	1178	868	1054	62	62	124	62	1364	2356	3720	1515	2236	5605	9902	19258	22978	4272 13 0	64 15 3	4337 8 3	13440 3 0 8	10870 7 8	15207 15 11	6179 1 1	9028 14 10	
June		360	1200	840	1260	60	120	120	60	1380	2640	4020	1233	2298	4550	9978	18068	22088	3713 11 0	22 10 8	3736 1 8	15003 9 3 22	11979 11 6	15715 13 2	5971 6 11	9744 6 3	
July		372	1240	992	1240	62	124	124	..	1550	2604	4154	1484	2694	4726	11704	20608	24762	3800 10 5	23 18 11	3824 9 4	15431 13 0 20	11602 12 3	15427 1 7	6684 1 6	8743 0 1	
August		310	1364	930	1364	124	186	186	62	1550	2976	4526	1223	2398	4433	11462	19521	24047	3935 15 0	82 18 4	4018 13 4	14807 3 3 18	9735 3 1	13753 16 5	6679 19 1	7073 17 4	
September		420	1440	900	1380	120	180	180	60	1620	3060	4680	1535	2310	5156	10194	19195	23875	4482 12 6	197 5 11	4679 18 5	14123 16 3 7	10944 9 1	15624 7 6	7095 2 0	8529 5 6	
October		496	1364	930	1302	124	186	186	62	1736	2914	4650	1545	2600	5034	11650	20829	25479	4563 4 9	85 14 5	4648 19 2	14661 2 3 16	13120 7 6	17769 6 8	6387 14 1	11381 12 7	
November		360	1620	1080	1080	120	180	180	60	1740	2940	4680	1510	2478	6136	11448	21572	26252	4425 14 8	227 1 1	4652 15 9	13223 13 1 0	15788 7 5	20441 3 2	6749 10 7	13691 12 7	
December		434	1736	1178	1116	124	248	186	62	1922	3162	5084	2228	2496	8953	11364	25041	30125	6655 7 1	160 13 7	6816 0 8	13358 10 0 27	15996 8 5	22812 9 1	10167 6 2	12645 2 11	
Total	130	4556	14864	10540	17230	974	1526	1586	668	17656	34288	51944	19701	27976	70760	128756	247193	299137	57213 15 5	1258 19 8	58472 15 1	164043 14 1 19	144621 16 0	203094 11 1	77310 2 10	125784 8 3	.....
RICHMOND—																										
January	16	..	62	..	..	..	..	..	..	..	62	62	351	318	1678	1706	4053	4115	359 0 1	31 12 5	390 12 6	1682 9 2 23	205 6 2	685 18 8	414 8 2	271 10 6	.....
February		..	56	..	..	..	..	..	..	..	56	56	183	264	826	1526	2799	2855	247 18 10	13 12 6	261 11 4	1904 3 2 18	260 9 4	531 0 8	577 15 6	.....	46 14 10
March		..	124	..	..	..	..	..	..	..	124	124	321	236	1492	1264	3313	3437	297 4 9	24 6 2	321 10 11	2154 8 0 15	284 16 3	606 7 2	548 15 8	57 11 6	.....
April		..	180	..	..	..	..	..	..	..	180	180	341	294	1889	1460	3984	4164	388 1 3	2 14 5	390 15 8	2258 16 2 16	300 13 9	691 9 5	594 15 8	96 13 9	.....
May		..	186	..	..	..	..	..	..	..	186	186	308	202	1274	1462	3246	3432	280 13 0	2 14 1	283 7 1	2218 1 2 11	294 3 5	577 10 6	570 11 10	6 18 8	.....
June		..	120	..	..	..	..	..	..	..	120	120	217	294	945	1412	2868	2988	239 2 1	2 14 2	241 16 3	2398 10 1 26	287 5 9	529 2 0	593 4 9	.....	64 2 9
July		..	186	..	..	..	..	..	..	..	186	186	309	218	1129	1608	3264	3450	288 10 8	2 14 1	291 4 9	2783 5 0 6	307 17 2	599 1 11	637 1 11	.....	38 0 0
August		..	186	..	..	..	..	..	..	..	186	186	292	642	1363	5368	7665	7851	511 12 0	9 7 3	520 19 3	2849 2 2 6	289 13 7	810 12 10	674 0 2	136 12 8	.....
September		..	120	..	..	..	..	..	..	..	120	120	300	290	1295	1330	3215	3335	308 18 0	2 17 2	311 15 2	2340 17 0 9	241 15 6	553 10 8	752 13 1	.....	199 2 5
October		..	124	..	..	..	..	..	..	..	124	124	378	290	1227	1580	3475	3590	309 14 0	2 15 7	312 9 7	2114 2 2 5	264 18 8	577 8 3	655 7 8	.....	77 19 5
November		..	120	..	..	..	..	..	..	..	120	120	320	220	1298	1470	3308	3428	297 17 7	13 9 5	311 7 0	1845 1 2 18	262 15 5	574 2 5	756 18 9	.....	182 16 4
December		..	124	..	..	..	..	..	..	..	124	124	461	478	1810	4652	7401	7525	527 18 4	19 5 11	547 4 3	1492 7 2 0	241 17 8	789 1 11	1165 18 9	.....	376 16 10
Total	16	..	1588	..	..	..	..	..	..	..	1588	1588	3781	3746	16226	24838	48591	50179	4056 10 7	128 3 2	4184 13 9	26041 6 2 13	3340 12 8	7525 6 5	7941 11 11	569 7 1	985 12 7
NORTHERN—																										
January	124	62	62	124	806	..	248	132	124	318	1240	1558	1873	1804	13006	23868	40551	42109	4854 18 11	147 15 3	5002 14 2	62530 12 2 4	9140 2 3	14142 16 5	4051 19 8	10090 16 9	
February		56	504	112	1008	..	336	64	56	232	1904	2136	1179	1504	8246	11014	21943	24079	3300 18 7	91 14 11	3392 13 6	67703 14 2 22	8133 4 8	11525 18 2	6549 12 10	4976 5 4	
March		..	372	124	1116	..	310	132	62	256	1860	2116	2031	1272	13045	15100	31448	33564	4201 1 8	95 14 1	4296 15 9	68015 12 0 5	9119 13 10	13416 9 7	6167 9 0	7249 0 7	
April		60	240	180	1500	..	300	130	60	370	2100	2470	1785	1712	11220	13500	28223	30693	4405 16 1	102 12 2	4508 8 3	79075 11 0 23	12367 6 10	16935 15 1	6936 3 1	9999 12 0	
May		62	310	186	1302	..	310	132	62	380	1984	2364	1816	2060	11782	21870	37528	39892	4657 13 0	124 7 2	4782 0 2	70845 7 2 1	10965 3 3	15747 3 5	7111 0 8	8636 2 9	
June		60	240	180	1320	..	300	128	60	368	1920	2288	1283	2096	6265	15096	24740	27028	3621 1 11	131 16 3	3752 18 2	75414 6 1 19	9567 13 7	13320 11 9	6909 11 4	6411 0 5	
July		62	124	186	1302	..	434	134	..	382	1860	2242	1473	2506	7384	19432	30795	33037	3986 0 7	105 6 7	4091 7 2	83478 13 1 25	11672 5 11	15763 13 1	6988 7 7	8775 5 6	
August		62	248	186	1178	..	310	134	..	382	1736	2118	1657	2518	7441	26512	38128	40246	4838 18 1	124 14 0	4963 12 1	82079 5 1 12	10816 5 10	15779 17 11	7259 6 2	8520 11 9	
September		120	60	180	1200	..	300	128	..	428	1560	1988	1293	1808	7717	13768	24586	26574	3842 11 7	114 2 8	3956 14 3	80697 14 0 24	10152 2 0	14108 16 3	8626 1 7	5482 14 8	
October		186	310	..	1054	..	310	134	..	320	1674	1994	1279	2072	6542	15234	25127	27121	3773 13 0	102 11 8	3876 2 0	77357 13 0 26	12408 2 4	16344 4 4	7069 9 4	9274 15 0	
November		180	180	..	1020	..	360	128	..	308	1560	1868	1487	2042	8734	19514	31777	33645	4273 6 7	98 14 4	4372 0 11	79162 16 0 0	13377 17 4	17749 18 3	7249 5 0	10500 13 3	
December		124	248	62	930	..	434	132	..	318	1612	1930	2600	1834	14532	17008	35974	37904	5518 19 9	130 9 0	5649 8 9	74190 18 1 27	12164 0 2	17813 8 11	10672 10 7	7140 18 4	
Total	124	1034	2898	1520	13736	...	3952	1508	424	4062	21010	25072	19756	23228	115914	211922	370820	395892	51334 17 1	1369 18 1	52704 15 2	900552 5 0 20	129943 18 0	182648 13 2	85590 16 10	97057 16 4	.....
GENERAL TOTAL	437	32114	146902	54478	179384	28814	76410	53128	49850	168534	451646	620180	72785	134330	324972	756138	1288225	1908405	200601 5 7	5339 6 4	205940 11 11	1174559 5 2 27	408706 18 4	614647 10 3	296173 19 7	319459 3 3	985 12 7
																								Excess of Expenditure over Earnings		985 12 7
																								Total	£	318473 10 8

RAILWAYS—*continued.*

No. 137.—DECENNIAL RETURN showing the EARNINGS and EXPENDITURE of the different Lines of Railway.

Year.	Number of Lines.	Average Number of Miles open for Traffic.	Number of Passengers carried.							Amount for Coaching.	Rents and Miscellaneous Receipts.	Total.	Tonnage for Goods.	Amount for Goods.	Total Earnings.	Total Amount for Working Expenses.
			First Class.		Second Class.		Season-ticket Holders.		Total.							
			Single.	Return	Single.	Return.	First Class.	Second Class.								
										£ s. d.	£ s. d.	£ s. d.	tons cwt. q. lbs.	£ s. d.	£ s. d.	£ s. d.
1866	4	143	26367	25062	268051	348850	.....	.....	668330	78300 10 5	7335 3 3	85635 18 8	500937 3 0 25	82899 0 10	168534 14 6	106337 2 3
1867	4	175	21113	13035	181071½	194060½	.....	.....	409280	83200 14 1	4363 2 0	87563 16 1	517021 19 2 24	101508 7 1	189072 3 2	117324 2 5
1868	4	225	28505½	37446	237328	411284	.....	.....	714563½	94944 10 6	4463 12 2	99408 2 8	596513 2 0 18	124950 10 11	224358 13 7	144080 4 9
1869	4	279	32408½	44065	238354	444808	69090	154338	983063½	106092 12 6	3334 9 3	109427 1 9	714113 16 3 25	155547 17 3	264974 19 0	176362 2 4
1870	4	320	34043½	48756½	234408	459499½	82194	198466	1057367¼	109850 12 2	8003 4 1	117853 16 3	766523 1 3 15	189288 7 7	307142 3 10	206003 1 10
1871	4	350	38042½	55603½	247391½	418024½	89996	218628	1067686½	125881 7 1	3613 18 11	129495 6 0	741984 9 1 24	225826 11 0	355321 17 0	197065 9 11
1872	4	384	48366½	63899	240244	401401½	83338	191076	1028324½	159844 16 9	4115 12 7	163960 9 4	825359 19 2 22	261028 10 8	424989 0 0	207917 14 10
1873	4	397	53373½	76440	260627½	485162	105492	232928	1214022½	172637 19 5	5578 7 9	178216 7 2	926894 19 0 23	306019 11 1	484235 18 3	238034 14 5
1874	4	398	60467½	99845	308397½	616792	125348	328194	1539043½	184831 2 10	3763 13 8	188594 16 6	1076068 2 0 9	347980 8 6	536575 5 0	257703 6 9
1875	4	410	72785	134330	324972	756138	168534	451646	1908405	200601 5 7	5339 6 4	205940 11 11	1174559 5 2 27	408706 18 4	614647 10 3	296173 19 7

NOTE.—Previous to 1869 the Season-ticket-holders were not included in the Returns.

ELECTRIC TELEGRAPHS.

No. 138.—RETURN showing the Number and Value of TELEGRAMS sent from each Station in the Colony in the Year 1875; also, the Length of Wire, and Cost of Construction, &c.

Stations.	Messages.	Amount.	Stations—*contd.*	Messages.	Amount.
	No.	£ s. d.		No.	£ s. d.
Sydney	187,369	18,579 2 0	Wallerawang	2,274	112 10 11
Suburban	13,154	858 2 10	Bathurst	12,632	911 16 8
Albury	70,447	628 19 7	Carcoar	2,295	154 1 5
Glen Innes	6,106	461 13 1	Cowra	2,674	176 10 4
Inverell	4,775	389 7 9	Sofala	684	39 8 8
Warialda	832	63 3 6	Hill End	2,958	171 6 2
Grafton	11,700	828 15 0	Mudgee	8,621	619 8 8
Rocky Mouth	1,275	84 13 1	Gulgong	4,510	323 19 5
Ulmarra	1,235	76 12 4	Wellington	3,159	222 9 7
Casino	2,848	248 4 10	Dubbo	6,119	485 15 9
Lismore	2,298	169 13 1	Coolah	1,380	107 14 9
Murwillimbah	11	0 17 4	Coonabarabran	1,283	100 13 7
Lawrence	1,360	82 17 0	Cassilis	1,107	79 7 5
Palmer's Island	1,184	67 15 11	Merriwa	1,579	113 10 4
Tenterfield	54,335	282 17 2	Blacktown	384	20 16 9
Orange	6,081	439 4 6	Bowenfells	560	33 1 8
Forbes	7,481	513 3 7	Raglan	1,515	89 14 6
Parkes	3,925	296 5 3	Tarana	101	5 15 10
Grenfell	3,809	248 8 8	Blue Mountains	41	2 7 3
Young	8,196	649 8 8	Richmond	2,816	168 13 5
Wagga Wagga	12,263	1,188 19 1	Windsor	2,496	146 6 2
Urana	1,629	152 5 4	Wiseman's Ferry	321	19 12 11
Jerilderie	1,398	121 18 6	Wollombi	302	21 19 7
Deniliquin	12,105	686 8 4	West Maitland	14,607	1,130 18 2
Hay	6,756	781 13 5	East Maitland	2,921	188 0 3
Moama	891	83 12 0	Morpeth	2,890	175 14 11
Moulamein	983	94 18 7	Raymond Terrace	1,336	92 4 8
Balranald	1,863	187 14 11	Nelson's Bay	678	32 7 5
Euston	504	37 15 8	Newcastle	27,682	2,210 15 4
Wentworth	14,078	333 1 3	Dungog	952	61 6 7
South Head	465	17 14 2	Taree	2,211	154 17 3
Penrith	1,727	112 19 6	Paterson	632	39 5 11
Mount Victoria	926	49 16 7	Clarence Town	898	53 9 10

ELECTRIC TELEGRAPHS—*continued.*

No. 138 (*continued*).—RETURN showing the Number and Value of TELEGRAMS, &c.—*continued.*

Stations—*contd.*	Messages.	Amount.	Stations—*contd.*	Messages.	Amount.
	No.	£ s. d.		No.	£ s. d.
Singleton	3,937	272 5 4	Merimbula	1,879	100 11 4
Muswellbrook	3,879	234 13 1	Bega	4,024	318 1 8
Scone	1,609	109 7 1	Cooma	5,150	429 16 11
Denman	1,063	70 15 0	Nimitybelle	998	64 11 0
Murrurundi	7,756	433 13 11	Bombala	4,300	366 6 6
Tamworth	8,360	579 1 10	Goulburn	11,344	739 10 6
Gunnedah	2,992	225 2 7	Yass	5,776	431 19 10
Boggabri	1,543	118 17 3	Burrowa	2,980	242 19 2
Narrabri	3,401	240 2 2	Gundagai	2,467	173 1 9
Wee Waa	889	69 8 11	Adelong	2,532	179 10 3
Pilliga	918	70 19 7	Tumut	3,005	215 6 6
Coonamble	1,864	150 6 7	Kyamba	262	20 7 4
Walgett	2,508	208 3 5	Germantown	1,025	76 13 4
Brewarrina	2,881	299 0 0	Corowa	1,282	105 2 3
Bourke	5,880	710 4 1	Bingera	791	53 12 5
Bendemeer	1,080	69 6 7	Ballina	2,183	155 10 3
Bundarra	1,567	115 5 1	Cootamundra	1,123	81 18 4
Uralla	1,185	76 12 11	Rylstone	1,148	81 16 8
Armidale	6,729	514 7 8	Waratah	650	45 13 10
West Kempsey	3,368	263 7 4	Wallsend	1,291	93 4 0
Port Macquarie	1,562	103 3 7	Anvil Creek	949	69 0 1
Redfern	3,219	184 16 4	Lambton	661	37 9 0
Liverpool	1,129	67 10 1	Jervis Bay	121	5 15 2
Picton	602	37 2 4	Kiandra	675	50 4 6
Nattai	1,396	82 14 7	Gunning	1,502	99 1 6
Berrima	693	43 10 7	Tarcutta	187	13 18 6
Moss Vale	1,186	73 14 6	Adaminaby	469	37 8 0
Marulan	516	30 16 4	Wallabadah	847	56 15 4
Parramatta	4,438	300 18 6	Tabulam	258	18 15 4
Campbelltown	1,613	96 5 0	Candelo	429	27 4 2
Wollongong	3,910	207 0 4	Kelso	82	5 3 5
Kiama	3,693	241 7 9	Branxton	47	3 11 7
Terrara	1,669	108 10 0		718,512	48,657 18 2
Ulladulla	692	49 14 11	Balances on Intercolonial Business	.....	1,655 15 3
Braidwood	2,713	206 5 4	Amount collected for Telegrams sent *viâ* Port Darwin and British Australian Telegraph Co. Lines	1,233	18,879 9 11
Araluen	922	56 16 8			
Moruya	1,637	107 3 9	GENERAL TOTAL	719,745	69,193 3 4
Queanbeyan	3,154	261 18 7			
Eden	1,295	83 3 7			

NOTE.—Number of Miles of Wire, 8,012; Cost of Construction, £253,391 9s. 9d.; Stations, 137.

No. 139.—DECENNIAL RETURN showing the Number and Value of TELEGRAMS; also, Number of MILES of WIRE and Cost of CONSTRUCTION.

Year.	No. of Stations.	No. of Telegrams.	Receipts.			No. of Miles of Wire.	Cost of Construction.
			Amount for Telegrams.	Balance on Intercolonial Business and Guaranteed Lines, &c.	Total.		
			£ s. d.	£ s. d.	£ s. d.		£ s. d.
1866	63	143,523	30,698 7 7	1,591 13 2	32,290 0 9	3,346	153,211 8 2
1867	67	130,447	28,179 0 10	2,117 18 3	30,296 19 1	3,567	160,796 6 9
1868	77	132,872	27,908 2 2	2,909 13 9	30,817 15 11	4,385	169,949 16 0
1869	83	145,370	30,150 7 6	2,624 8 5	32,774 15 11	5,053	189,145 0 11
1870	86	173,812	28,550 4 8	3,487 14 2	32,037 18 10	5,247	195,544 15 7
1871	89	218,530	29,019 16 11	3,644 16 0	32,664 12 11	5,579	199,245 4 6
1872	92	336,065	47,691 1 9	1,904 10 4	49,595 12 1	6,114	212,255 9 8
1873	105	365,360	57,280 4 2	4,544 6 3	61,824 10 5	6,521	218,361 6 0
1874	115	570,326	58,136 3 6	1,684 13 2	59,820 16 8	7,449	238,129 14 6
1875	137	719,745	67,537 8 1	1,655 15 3	69,193 3 4	8,012	253,391 9 9

POST OFFICES, LETTERS, &c.

No. 140.—DECENNIAL RETURN showing the Number of POST OFFICES, &c., and of LETTERS, NEWSPAPERS, PETITIONS, &c., passing through the GENERAL POST OFFICE.

Year.	Number of Post Offices.	Number of Persons employed.	Number of Miles travelled by Mail conveyance.	Extent of Postal Lines in Miles.	Number of Letters.			Number of Newspapers.		Inland Packets and Book Parcels.		Total.			Income.	Expenditure. (Includes the estimated outstanding Liabilities for the year.)
					Foreign.	Inland.	Town.	Foreign.	Inland.	Packets posted with the reduced rate of Postage, in accordance with the 8th clause 15th Vic. No. 12.	Packets and Book Parcels posted in accordance with the new Regulations, dated 1 April, 1867.	Letters.	Newspapers.	Packets, &c.		
															£ s. d.	£ s. d.
1866	455	547	2,556,700	11,883	1,155,571	5,075,300	447,500	1,001,985	3,511,200	35,000	179,300	6,678,371	4,513,185	249,939	79,082 11 5	[a]86,505 9 11
										35,639						
1867	477	582	2,688,400	12,255	1,147,332	5,143,164	457,860	914,977	2,982,928	35,256	118,768	6,748,356	3,897,905	189,297	83,231 19 5	[a]89,994 17 10
										35,273						
										Inland.	Foreign.					
1868	487	599	2,777,197	12,724	1,104,938	4,996,464	454,488	932,154	2,648,178	87,918	29,069	6,555,890	3,580,332	116,987	83,202 3 1	[a]88,934 16 7
1869	521	642	2,879,659	13,238	1,067,251	5,554,950	521,433	1,112,232	2,481,321	123,573	34,461	7,143,634	3,593,553	158,034	85,720 0 5	[a]90,700 0 0
1870	562	690	3,062,458	14,242	1,103,200	5,451,500	528,800	1,206,600	2,608,100	121,000	36,700	7,083,500	3,814,700	157,700	84,440 15 10	[a]86,751 15 9
1871	570	696	3,167,165	14,470	1,127,100	5,803,700	578,700	1,160,400	2,831,700	121,600	36,700	7,509,500	3,992,100	158,300	84,890 13 6	[a]85,398 17 5
1872	622	761	3,252,888	14,764	1,244,700	6,699,900	709,400	1,274,000	3,567,200	118,100	52,400	8,654,000	4,841,200	170,500	96,477 3 4	110,941 5 10
1873	654	809	3,483,505	15,161	1,374,900	7,173,000	1,054,700	1,333,700	3,628,000	157,000	52,600	9,602,600	4,961,700	209,600	109,564 10 6	115,210 16 6
1874	681	858	3,584,337	15,984	1,547,800	7,680,800	1,891,500	1,302,000	4,492,200	197,300	73,000	11,120,100	5,794,200	270,300	103,921 6 6	163,319 8 0
1875	752	967	3,787,757	17,670	1,719,100	9,540,900	2,457,900	1,385,900	4,876,700	274,700	82,300	13,717,900	6,262,600	357,000	107,761 7 10	194,041 0 11

[a] This amount does not include the cost of Ocean Mail Subsidy.

MONEY ORDERS.

No. 141.—RETURN showing the Number and Amount of MONEY ORDERS issued, and the Number and Amount of MONEY ORDERS paid, at each Office in the Colony, during the Year 1875.

Name of Office.	Orders issued.		Orders paid.	
	No.	Amount.	No.	Amount.
		£ s. d.		£ s. d.
Sydney—Head Quarters	13158	56,437 14 0	52509	227,801 19 2
Aberdeen	96	359 2 7	27	168 14 4
Adaminaby	181	645 3 2	14	59 12 4
Adelong	751	2,738 12 8	169	594 9 6
Albury	396	1,231 12 8	487	1,839 10 10
Anvil Creek	49	186 19 8	5	7 0 0
Appin	63	273 5 1	69	319 6 11
Araluen	447	1,511 16 5	561	2,202 10 6
Armidale	1,008	4,357 17 8	528	2,166 17 2
Ashfield	130	407 9 2	165	640 12 3
Ashford	...	.....	1	9 0 0
Avisford	25	126 15 0	10	42 0 0
Ballina	385	2,282 13 4	76	473 1 11
Balmain	342	1,128 16 6	498	1,859 2 5
Balranald	167	627 6 0	44	166 4 3
Barraba	172	748 13 3	35	241 16 3
Bateman's Bay	198	764 17 2	9	31 6 8
Bathurst	2,183	8,699 5 2	2,091	8,588 5 7
Bega	713	2,744 2 6	174	788 16 0
Bendemeer	266	1,125 15 1	56	357 9 3
Berrima	283	817 1 9	93	419 1 10
Binalong	321	1,368 2 7	17	36 15 6
Bingera	238	950 10 10	45	230 17 9
Blayney	150	510 1 1	37	172 3 4
Bodalla	367	2,841 15 9	9	38 15 0
Bombala	664	3,698 13 7	143	482 14 11
Botany	37	101 5 7	27	113 18 0
Bourke	748	3,127 8 10	83	336 8 9
Bourke-street	15	35 3 8	13	63 19 6
Bowenfells	77	282 14 9	64	318 16 4
Bowna	7	31 12 6	6	15 16 0
Bowning	99	434 13 0	7	23 16 0
Braidwood	709	2,311 8 3	544	2,020 6 4
Branxton	434	1,988 9 8	292	1,536 8 1
Breeza	8	30 17 0	3	8 0 0
Brewarrina	187	898 3 9	26	113 15 5
Bringelly	43	102 6 0	10	31 11 11
Broughton Creek	153	557 0 0	21	76 11 6
Bundarra	300	1,464 8 0	44	135 3 0
Bungendore	238	821 13 4	59	313 9 8
Burrawang	10	25 12 4	1	8 0 0
Burrowa	591	2,330 12 8	98	423 12 11
Burwood	69	204 6 0	85	363 2 4
Bowral	...	.....	1	7 13 0
Camden	348	1,292 0 8	251	1,033 16 5
Campbelltown	305	1,070 7 8	176	679 6 0
Camperdown	35	100 18 8	118	407 8 0
Cannonbar	146	569 0 4	22	160 17 8
Carcoar	526	1,921 1 4	181	667 19 11
Cargo	183	751 6 10	25	148 4 8
Casino	336	1,269 18 1	107	388 15 11
Cassilis	1,348	10,947 4 7	52	218 3 9
Catherine Hill Bay	61	307 14 9	7	55 16 0
Clarencetown	258	896 10 4	43	214 5 11
Collector	14	53 5 0	5	16 0 0
Condobolin	24	98 1 10	9	33 15 5
Coolah	288	1,194 5 10	30	153 1 9
Cooma	967	3,599 5 1	187	775 0 9
Coonabarabran	484	1,819 4 1	51	229 18 10
Coonamble	362	1,314 14 4	23	87 14 3
Cooranbong	180	722 15 4	24	143 11 0
Coraki	13	77 12 1	1	4 0 8
Coramundra	117	446 16 5	21	77 8 1
Corowa	221	703 6 7	74	235 16 6
Cow Flat	259	1,024 2 6	72	428 10 5
Cowra	473	2,410 5 0	58	383 14 6
Cundletown	110	407 12 6	32	151 17 0
Currawang	72	245 4 2	39	162 18 4
Dalmorton	55	298 3 9	11	37 19 3
Dapto	23	60 5 6	10	19 11 2
Deniliquin	385	1,382 5 0	187	705 9 11
Denman	178	530 17 7	24	114 9 4
Dubbo	762	2,881 16 11	268	1,098 17 3
Dungog	393	1,902 9 0	100	622 7 2
East Maitland	510	1,749 1 6	252	838 17 7
Eden	505	3,407 7 3	67	293 18 6
Emu	47	181 12 8	61	219 3 7
Euston	96	742 13 4	4	11 17 6
Fernmount	155	792 10 10	44	259 5 3
Forbes	740	3,191 17 7	206	856 14 2
Gegedzerick	4	7 2 0	1	5 0 0
Gilgandra	20	110 4 6	2	14 0 0
Gladstone	107	528 7 6	13	76 4 8
Glebe	72	199 19 5	148	507 7 8
Glen Innes	716	3,610 9 7	266	1,068 5 6
Goderich	88	383 0 11	17	91 14 11
Gosford	449	2,046 0 4	66	366 0 9
Goulburn	2,165	7,641 1 5	1,718	6,395 17 5
Grafton	1,291	5,249 19 8	581	2,652 17 0
Grenfell	491	1,743 5 2	274	1,021 13 9
Gulgong	800	3,097 8 2	590	2,303 10 8
Gundagai	662	2,575 4 5	202	751 10 0
Gundaroo	159	372 1 10	43	196 15 11
Gunnedah	501	2,144 11 1	75	317 19 0
Gunning	575	2,556 18 3	78	344 18 11
Guyong	80	266 5 6	62	356 4 3
Hargraves	102	426 7 6	42	181 0 10
Hartley	815	6,233 16 5	94	409 1 2
Haslem's Creek	21	77 19 0	2	2 7 0
Hay	247	760 18 5	111	486 8 8
Hexham	111	364 6 10	171	785 9 3
Hill End	1,007	3,369 4 10	545	1,891 1 5
Hoskins Town	34	127 17 7	5	8 4 0
Home Rule	260	899 1 3	126	511 0 7
Inverell	1,043	5,529 10 4	244	1,240 5 3
Ironbarks	197	731 7 0	46	215 8 0
Jamberoo	93	281 13 6	13	37 2 6
Jereelderie	75	244 16 1	3	8 0 0
Kelso	227	980 17 11	136	699 11 3
Kempsey	259	1,121 1 2	75	258 4 1
Kiama	675	2,672 14 7	226	861 16 1
Kiandra	315	1,416 4 6	17	96 10 0
Lambton	772	2,666 7 1	159	547 14 3
Lawrence	187	601 17 0	41	189 2 4
Lidsdale	204	844 10 4	87	491 8 2
Lionsville	121	525 10 2	7	27 5 6
Lismore	402	1,884 7 11	55	266 11 9
Lithgow	514	2,071 16 2	30	107 17 1
Little Hartley	187	753 6 9	10	51 16 4
Liverpool	262	828 6 9	215	717 16 3
Lochinvar	96	406 4 6	253	1,351 18 0
Lucknow	123	581 12 0	50	184 7 6
Lunatic Reefs	66	231 10 11	14	76 7 10
M'Guigan's	14	41 14 6	...	.....
Major's Creek	178	425 8 3	132	525 4 1
Manly	35	90 19 2	51	177 4 8
Maryland	7	15 11 6	7	54 18 6
Merimbula	171	677 17 4	42	180 19 10
Merriwa	282	1,073 13 3	61	297 2 5
Michelago	93	320 3 11	9	36 15 0
Milton	131	435 2 5	43	144 11 5
Moama	127	334 13 7	24	82 19 4
Molong	365	1,454 9 0	92	519 1 3
Molonglo	47	163 3 3	7	16 11 0
Monga	55	221 17 2	...	.....
Mooroowoolen	313	958 19 11	83	325 6 9
Moree	30	81 6 3	5	17 15 3
Morpeth	340	1,151 6 11	252	900 11 5
Moruya	764	3,534 16 5	219	1,077 13 8
Moss Vale	327	1,073 5 0	107	437 18 3
Mudgee	1,452	4,824 18 1	638	2,320 18 0
Murrumburrah	226	929 15 4	67	301 2 4
Murrurundi	1,806	8,882 6 6	818	3,640 9 0
Muswellbrook	835	3,304 1 0	486	2,114 9 4
Narrabri	519	2,598 3 3	135	529 12 7
Narrandera	30	132 11 3	5	19 5 2
Nattai	382	1,365 10 6	251	1,118 13 6
Nelligen	398	1,331 6 6	45	179 12 1
Nerrigundah	92	312 13 4	17	46 18 3
Newcastle	3,969	15,759 18 1	1,781	7,029 14 8
Newtown	457	1,758 1 6	594	2,019 13 6
Nimitybelle	160	501 17 0	13	41 14 7
Nowra	200	838 0 6	79	379 0 3
Numba	166	800 4 4	17	62 6 4
Nundle	270	1,170 18 11	120	562 1 7
Oberon	274	1,089 12 7	61	375 2 0
Obley	37	156 12 10	3	5 14 6
Orange	1,471	5,181 12 9	556	2,275 16 0
Oxford-street	855	2,895 9 1	526	1,886 12 7
Paddington	300	1,290 8 2	198	743 13 6
Parkes	1,406	5,972 17 0	421	1,860 5 7
Parramatta	540	2,157 6 11	974	3,834 12 2
Parramatta-street	455	1,523 5 5	276	1,280 8 1
Paterson	201	1,147 16 4	80	522 3 0

MONEY ORDERS—*continued.*

No. 141 (*continued*).—RETURN showing the Number and Amount of MONEY ORDERS issued and paid—*continued.*

Name of Office.	Issued.		Paid.		Name of Office.	Issued.		Paid.	
	No.	Amount.	No.	Amount.		No.	Amount.	No.	Amount.
		£ s. d.		£ s. d.			£ s. d.		£ s. d.
Penrith	397	1,321 0 8	302	1,130 6 0	Tweed Junction	46	241 10 2	13	85 12 5
Petersham	54	164 3 4	61	301 4 2	Ulladulla	72	166 12 4	20	54 5 3
Picton	235	769 18 10	103	400 3 11	Ulmarra	212	762 11 7	61	313 15 9
Pilliga	114	480 7 0	11	59 14 4	Uralla	523	2,248 15 6	118	587 9 10
Port Macquarie	646	3,401 19 2	110	534 8 11	Urana	260	1,006 11 9	43	261 5 5
Pyrmont	101	292 15 8	113	485 19 6	Vacy	...	...	...	...
Queanbeyan	717	2,459 9 5	278	912 4 4	Vegetable Creek	945	5,876 15 0	58	259 4 1
Raymond Terrace	213	665 9 2	239	1,108 3 8	Wagga Wagga	1,263	5,802 8 10	393	1,624 0 9
Redfern	278	779 10 2	409	1,329 2 11	Walcha	287	1,280 8 11	67	289 2 10
Reedy Flat	65	242 17 2	20	36 12 8	Walgett	252	1,304 8 11	38	263 4 10
Richmond	391	1,383 2 8	177	737 8 9	Wallsend	1,247	4,940 3 7	152	538 2 11
Rockley	187	817 8 6	29	106 19 6	Waratah	451	1,784 5 7	106	373 18 2
Rocky Mouth	454	1,726 12 2	107	610 5 7	Warialda	156	586 8 0	49	248 16 0
Rydal	315	1,250 14 0	84	325 8 11	Warren	95	486 6 11	19	82 9 0
Ryde	66	184 3 7	60	212 12 1	Waterloo	70	252 5 3	115	351 2 10
Rylstone	260	809 8 4	38	137 9 2	Watson's Bay	18	26 13 10	10	12 1 10
St. Leonards	180	714 18 9	90	276 17 2	Wattle Flat	141	477 12 1	55	221 8 6
St. Mark's	4	9 17 6	...	...	Waverley	16	56 7 0	27	67 6 8
St. Peter's	13	22 16 8	14	45 0 0	Wee Waa	323	1,353 15 11	15	47 12 10
Scone	615	2,318 4 3	172	987 11 7	Wellingrove	83	384 13 6	1	9 0 0
Singleton	1,040	3,895 10 11	792	3,886 17 9	Wellington	455	1,809 8 6	153	587 3 1
Sofala	417	1,341 9 6	166	667 4 8	Wentworth	302	1,603 0 9	35	174 8 7
Solferino	85	345 17 4	9	44 1 1	West Kempsey	146	701 15 9	85	389 3 3
Stanborough	337	2,590 1 7	8	48 7 10	West Maitland	1,468	5,704 7 11	2,362	9,116 14 8
Stroud	319	2,097 16 11	42	161 6 0	Wilcannia	141	485 5 2	28	137 15 5
Tambaroora	110	337 14 8	123	359 18 0	William-street	741	2,874 2 7	337	1,088 15 9
Tamworth	1,383	5,706 8 10	738	3,345 15 2	Windeyer	111	761 10 7	22	95 6 6
Taralga	148	615 14 6	63	371 14 11	Windsor	639	2,290 14 8	427	1,894 15 2
Tarcutta	98	355 6 4	9	50 1 6	Wingham	253	1,683 7 4	52	257 2 9
Taree	419	1,771 5 1	68	284 6 11	Wiseman's Ferry	129	501 12 0	14	66 1 0
Ten-mile Creek (Germanton).	344	1,420 4 11	43	302 0 8	Wollombi	391	2,361 3 3	60	289 12 7
					Wollongong	849	3,252 1 5	304	1,197 8 3
Tenterfield	469	1,812 12 4	108	514 9 11	Wombat	76	302 16 8	12	51 8 6
Terrara	312	1,046 10 3	46	155 7 2	Woollahra	79	227 18 0	79	183 8 4
Tocumwal	127	554 12 3	13	22 0 11	Woonona	154	566 3 11	43	132 8 7
Trunkey Creek	266	1,235 13 5	96	592 18 8	Yass	1,153	4,599 4 6	515	2,005 19 5
Tuena	149	711 9 0	19	105 12 7	Young	1,119	4,360 18 3	384	1,667 12 2
Tumberumba	106	480 1 10	18	62 15 4					
Tumut	361	1,524 2 11	216	852 0 0	General Total	100293	419,622 9 8	89572	380,293 7 11

MONEY ORDERS ISSUED AND PAID.

No. 142.—RETURN showing the Number of MONEY ORDER OFFICES in New South Wales, the Revenue received for Commission on Orders during 1875, the Number and Amount of Money Orders issued in New South Wales during that year, and the places at which they were made payable; also, of Money Orders paid in New South Wales during the same year, and the places at which they were originally issued.

Number of Money Order Offices in New South Wales .. 238 | Revenue received for Commission on Orders .. £4,224 8s. 6d.

Orders issued in New South Wales, made payable at places in—

New South Wales.		United Kingdom.		Victoria.		New Zealand.		South Australia.		Queensland.		Tasmania.		Western Australia.		Total.	
No.	Amount.	No.	Amount.	No.	Amount.	No.	Amount.	No.	Amount.	No.	Amount.	No.	Amount.	No.	Amount.	No.	Amount.
	£ s. d.		£ s. d.		£ s. d.		£ s. d.		£ s. d.		£ s. d.		£ s. d.		£ s. d.		£ s. d.
79,814	336,788 3 7	9,318	38,023 19 3	7,897	30,793 9 6	635	2,841 19 6	702	2,638 16 4	1,354	5,861 9 9	549	2,535 11 0	24	139 0 9	100,293	419,622 9 8

Orders paid in New South Wales, originally issued at places in—

New South Wales.		United Kingdom.		Victoria.		New Zealand.		South Australia.		Queensland.		Tasmania.		Western Australia.		Total.	
No.	Amount.	No.	Amount.	No.	Amount.	No.	Amount.	No.	Amount.	No.	Amount.	No.	Amount.	No.	Amount.	No.	Amount.
	£ s. d.		£ s. d.		£ s. d.		£ s. d.		£ s. d.		£ s. d.		£ s. d.		£ s. d.		£ s. d.
79,332	335,801 1 9	1,277	5,700 8 3	3,046	12,291 11 9	1,180	5,430 15 6	482	2,070 14 9	3,806	16,995 10 8	393	1,749 8 10	56	253 16 5	89,572	380,293 7 11

No. 143.—DECENNIAL RETURN showing the Number and Amount of MONEY ORDERS issued and paid in the Colony.

Year.	Issued.		Paid.		Year.	Issued.		Paid.	
	Number.	Amount.	Number.	Amount.		Number.	Amount.	Number.	Amount.
		£ s. d.		£ s. d.			£ s. d.		£ s. d.
1866	41,974	198,247 15 9	35,394	168,227 13 9	1871	69,750	293,370 9 11	63,629	271,842 7 2
1867	60,856	240,062 2 8	53,625	210,321 7 9	1872	87,435	393,882 2 0	79,895	366,176 0 8
1868	56,492	247,488 19 10	50,437	222,570 11 8	1873	92,744	420,294 4 0	82,886	381,871 9 1
1869	66,062	288,476 1 9	59,129	263,297 18 2	1874	95,057	430,505 6 1	86,005	399,059 13 6
1870	65,743	289,325 0 4	58,386	258,321 12 4	1875	100,293	419,622 9 8	89,572	380,293 7 11

MONEYS PAID FOR IMMIGRATION.

No. 144.—DECENNIAL RETURN showing the Amount of Money paid out of the Revenues of the Colony, on account of Immigration.

Year.	Expenses in England in connection with Immigration.	Gratuities to Surgeons-superintendents, Masters, Officers, Overseers, and others.	Lodging, Maintenance, Conveyance, and other Expenses of Immigrants after arrival.	Salaries and Contingent Expenses of Agents for Immigration in the Colony.	Advances from the Colonial Treasury to the Land and Emigration Commissioners, including Premium on Bills of Exchange.	Immigration Remittances under the Regulations, including Commission on Collection and Refunds to Depositors.	Passage-money of Immigrants.	Expenses of Quarantine.	Miscellaneous.	Total Outlay.	Number of Immigrants the cost of whose introduction was paid the Government.
	£ s. d.	£ s. d.	£ s. d.		£ s. d.	£ s. d.	£ s. d.	£ s. d.	£ s. d.	£ s. d.	
1866	.....	2,100 13 6	1,854 12 0		14,650 0 0	3,056 13 0	.....	592 6 5	970 10 6	23,224 15 5	1,204
1867	.....	1,049 16 0	1,590 0 4		5,750 0 0	5,108 7 9	.....	507 9 4	30 17 4	14,036 10 9	944
1868	.....	1,041 12 0	1,294 11 7		6,700 0 0	1,426 5 0	.....	740 8 7	.....	11,202 17 2	470
1869	.....	2 0 0	481 14 1		1,250 0 0	297 0 0	.....	364 18 1	.....	2,395 12 2	*47
1870	.....	.....	185 2 0		400 0 0	44 0 0	.....	474 11 6	.....	1,103 13 6	.....
1871	.....	255 8 0	292 15 10		1,350 0 0	4 0 0	2,039 0 3	.....	.....	3,648 8 3	357
1872	.....	354 5 0	354 13 8		4,500 0 0	9 0 0	2,787 16 3	.....	.....	8,005 14 11	326
1873	1,011 15 3	125 15 0	277 13 11		.....	4 0 0	699 3 9	.....	†1,640 9 7	3,758 17 6	140
1874	466 15 0	808 10 0	860 14 11		.....	3,897 13 8	12,155 19 0	.....	.....	18,189 12 7	1,080
1875	.....	1,626 14 5	1,607 11 6		.....	5,511 9 8	5,991 8 1	.....	224 12 5	14,961 16 1	973

* See foot-note on page 4.

† Includes £1,626 19s. 7d., expenses in connection with publication of pamphlet—"New South Wales: the Oldest and Richest of the Australian Colonies."

MILITARY EXPENDITURE.

No. 145.—DETAILS of EXPENDITURE incurred by the Colony, in the Year 1875, on account of its DEFENCE, and for MILITARY and NAVAL SERVICES.

PARTICULARS.		AMOUNT.
	£ s. d.	£ s. d.
MILITARY.		
Repairs to Military and Volunteer Buildings	2,091 8 1	
Colonial Military Stores and Gunpowder Magazines	33,693 6 3	
Towards completing the Fortifications, Port Jackson	1,118 4 2	
		36,902 18 6
PERMANENT AND VOLUNTEER MILITARY FORCES.		
General Staff	6,024 8 4	
Artillery Force	10,026 0 7	
Volunteer Force	8,567 10 6	
		24,617 19 5
TOTAL, MILITARY ... ... £	.....	61,520 17 11
NAVAL.		
Rent of House for the Commodore commanding the Naval Squadron on this Station ...	300 0 0	
Naval Brigade	5,141 10 3	
TOTAL, NAVAL ... ... £		5,441 10 3
GENERAL TOTAL ... ... £		66,962 8 2

LOCAL REVENUES.

SYDNEY MUNICIPALITY.

No. 146.—ABSTRACT of the RECEIPTS and DISBURSEMENTS of the Municipal Council of the City of Sydney, for the Year 1875.

CITY FUND.

(Incorporated by Act of the Colonial Legislature, 20 Vic. No. 26.)

RECEIPTS.	Revenue. £ s. d.	Total Amount. £ s. d.
City Rate raised by assessment under the authority of the Act of Council, 17 Vic. No. 33	37,632 3 9	
Watering Street Rate, raised by assessment under the authority of the Act of Council, 18 Vic. No. 30	3,219 14 0	
Fees and Fines under Building and Police Acts, By-laws, &c.	2,770 15 6	
Rents and Dues from George-street Markets	4,786 0 6	
,, Belmore Markets	2,459 14 3	
,, Eastern Markets	677 5 0	
Rent of Public Baths	467 1 8	
,, City Wharfs	2,587 12 6	
,, Randwick Road	457 6 0	
Repayment for Paving	647 18 8	
Cleansing Closets	91 19 6	
Repayment for Works	1,171 9 5	
Proceeds of Sale of Stores	269 19 11	
Rent of City Property	178 10 0	
Removal of Rubbish	22 5 0	
Endowment from the Colonial Government	10,000 0 0	
		67,439 15 8
Special Matter—		
Loan from the Colonial Government	.....	40,000 0 0
		107,439 15 8

DISBURSEMENTS.	Salaries. £ s. d.	Contingencies. £ s. d.	Total Amount. £ s. d.
Office of Mayor	800 0 0		
Town Clerk	450 0 0		
Surveyor	1,929 12 8		
Treasurer	631 11 1		
Solicitor	116 13 4		
Health Officer	325 0 0		
Inspector of Nuisances	620 0 0		
Clerk of Markets and Wharfs	680 0 0		
City Architect	425 0 0		
Office-keeper and Messenger	242 10 0		
Auditors	25 0 0		
		.....	6,245 7 1
MISCELLANEOUS.			
Interest Expenses		6,512 9 4	
Expenses of City Markets and Wharfs		2,129 19 7	
Town Hall Building		3,074 12 7	
City Improvements—Wages		25,548 0 0	
Street Works		4,573 3 10	
Metal		4,857 4 1	
Lighting the City with Gas		7,318 1 6	
Prince Alfred Park		149 10 6	
Law Expenses		124 10 6	
Public Baths		90 0 0	
Rent of Offices		182 12 6	
Printing		38 14 4	
Stationery		98 3 8	
Advertising		52 17 2	
Cab-hire		25 4 2	
Regulating Clocks		4 9 3	
Expenses of Elections		44 5 6	
Office Repairs &c.		39 9 0	
Collecting Citizens Lists		57 1 0	
Postage Stamps		5 0 0	
Uniform for Servants		27 10 0	
Auctioneers' Licenses		15 0 0	
Repayment for Wagons		30 0 0	
Compensation for Removal of Obstructions		370 0 0	
			55,368 3 6
			61,613 10 7
Balance due to the Union Bank, 31 December, 1874		15,675 5 5	
Balance due to the Union Bank, 31 December, 1875		30,150 19 8	
			45,826 5 1
	£	.....	107,439 15 8

WATER FUND.

(Incorporated by Acts of the Colonial Legislature, 16 Vic. No. 35 and 20 Vic. No. 26.)

RECEIPTS.	Revenue. £ s. d.	Total Amount. £ s. d.
From Water laid on to Houses	37,563 4 2	
Rent of Fountains	51 12 0	
Interest and Premium on Debentures	300 12 0	
Repayment of Works	167 14 11	
Rent	56 19 1	
Plumbers' Licenses	40 8 6	
Proceeds of Sale of Stores	246 8 0	
		38,426 18 8
Special Matter—		
Proceeds of Sale of Debentures	.....	18,000 0 0
	£	56,426 18 8

DISBURSEMENTS.			Total Amount. £ s. d.
Salaries of Officers generally	3,210 13 2	.....	3,210 13 2
MISCELLANEOUS.			
General Works—Wages		9,236 2 0	
Castings		6,067 6 1	
Tools, Repairs, &c.		733 9 9	
Botany Works—Wages		3,408 17 2	
Coal		6,847 4 0	
Machinery		633 2 2	
Building Bridge		647 10 0	
Office Expenses		547 6 7	
Interest Expenses		5,888 6 6	
Rates—Paddington		32 2 8	
Uniform for Turncocks		59 0 6	
Expense of Analysis of Water		50 0 0	
			34,150 7 5
			37,361 0 7
Debentures retired		.....	400 0 0
Balance due to Union Bank, 31 December, 1874		12,654 3 10	
,, by ,, 1875		6,011 14 3	
			18,665 18 1
		£	56,426 18 8

SEWERAGE FUND.

(Incorporated by Acts of the Colonial Legislature, 17 Vic. No. 34 and 20 Vic. No. 36.)

RECEIPTS.	Revenue. £ s. d.	Total Amount. £ s. d.
Repayment of Works	638 3 5	
Interest and Premium on Debentures	113 3 5	
		751 6 10
Special Matter—		
Proceeds of Sale of Debentures	.....	10,400 0 0
Balance due to Union Bank, 31 December, 1874	6,693 1 1	
Balance due to Union Bank, 31 December, 1875	12,333 2 8	
		5,640 1 7
	£	16,791 8 5

DISBURSEMENTS.			Total Amount. £ s. d.
Salaries of Officers generally	730 5 7	.....	730 5 7
MISCELLANEOUS.			
General Works—Wages		1,223 13 6	
Stoneware Pipes		107 14 1	
Repairs—Sewers, &c.		98 10 9	
Interest Expenses		12,331 4 6	
			13,761 2 10
			14,491 8 5
Debentures retired		.....	2,300 0 0
	£	.....	16,791 8 5

NOTE.—Year 1875, Number of Persons paying City Rates,—15,956.—Estimated annual value of Ratable Property £760,000.—Amount of Rate Struck per £ sterling, 1s.

MUNICIPALITIES.

No. 147.—RETURN showing the TOTAL ESTIMATED VALUE, and ANNUAL VALUE OF RATABLE PROPERTY in the several BOROUGHS and MUNICIPAL DISTRICTS of the Colony (excepting Sydney) at the time the last Rate was struck; also, the RECEIPTS and EXPENDITURE, &c., in the Municipal Year, commencing Tuesday, 2nd February, 1875, and ending Monday, 31st January, 1876.

Boroughs or Municipal Districts.	When Proclaimed.	Date when last Rate was struck.	Amount of Rate struck per Pound sterling.	Total Estimated Value of Ratable Property.	Estimated Annual Value of Ratable Property.	Receipts. Revenue.	Receipts. Loans.	Receipts. From Government.	Receipts. Total.	Expenditure. Office Expenses and Salaries.	Expenditure. For Public Works (including Repayment of Loans & Interest).	Expenditure. Total.	Extent of Roads and Streets.
BOROUGHS:—			s. d.	£	£	£ s. d.	£ s. d.	£ s. d.	£ s. d.	£ s. d.	£ s. d.	£ s. d.	Miles.
Albury	4 June, 1859	14 May, 1875	1 0	180,000	22,139	1,384 16 1	.....	.....	1,384 16 1	432 16 0	700 8 0	1,133 4 0	65¾
Alexandria	1 Sept., 1868	5 April, 1875	1 0	128,110	12,811	1,008 13 0	.....	.....	1,008 13 0	89 7 9	499 0 6	588 8 3	5
Armidale	13 Nov., 1863	— April, 1875	1 0	110,000	9,000	950 0 0	.....	154 0 0	1,104 0 0	250 0 0	854 0 0	1,104 0 0	49½
Ashfield	28 Dec., 1871	12 April, 1875	1 0	210,000	25,000	992 6 0	.....	901 4 9	1,893 10 9	163 4 11	1,006 19 3	1,170 4 2	30
Balmain	21 Feb., 1860	27 April, 1875	1 0	1,030,000	51,570	2,561 2 0	1,500 0 0	353 5 8	4,414 7 8	437 2 9	2,671 19 1	3,109 1 10	24
Bathurst	13 Nov., 1862	28 April, 1875	1 (3*)	486,558	40,546	3,497 5 10	.....	768 13 11	4,265 19 9	260 0 0	4,957 14 1	5,217 14 1	57
Burwood	27 Mar., 1874	— May, 1875	1 0	150,000	10,000	777 5 9	.....	716 15 10	1,494 1 7	99 9 8	954 15 5	1,054 5 1	90
Camperdown ...	13 Nov., 1862	20 April, 1875	1 (4*)	230,000	11,015	529 18 1	.....	114 1 3	643 19 4	153 6 0	460 13 4	613 19 4	7½
Central Illawarra ...	19 Aug., 1859	7 May, 1875	1 0	141,950	14,195	700 0 0	.....	.....	700 0 0	150 0 0	550 0 0	700 0 0	90
Cudgegong	20 July, 1860	13 May, 1875	1 0	317,820	15,391	664 3 0	282 17 1	152 0 0	1,099 0 1	209 1 1	491 3 6	700 4 7	200
Darlington	11 Aug., 1864	8 April, 1875	1 0	93,414	9,341	390 10 9	.....	109 10 0	500 0 9	74 11 10	605 2 3	679 14 1	1¾
The Glebe	1 Aug., 1859	— April, 1875	1 4	469,000	46,131	3,237 16 3	.....	.....	3,237 16 3	431 16 8	3,545 16 9	3,977 13 5	10¼
Goulburn	4 June, 1859	29 April, 1875	1 0	234,614	29,427	1,057 6 6	.....	649 11 2	1,706 17 8	365 16 4	1,331 13 8	1,697 10 0	24¾
Grafton	19 July, 1859	21 April, 1875	1 0	175,320	17,532	998 19 0	.....	.....	998 19 0	295 7 0	1,211 3 10	1,506 10 10	50
Hill End	6 Aug., 1873	27 April, 1875	1 0	81,110	8,111	366 14 9	.....	343 19 3	710 14 0	158 17 11	508 12 4	667 10 3	25
Hunter's Hill ...	5 Jan., 1861	4 Aug., 1875	1 0	100,000	6,488	296 18 5	150 0 0	80 4 0	527 2 5	87 16 2	439 6 3	527 2 5	12
Kiama	11 Aug., 1859	11 May, 1875	1 0	291,436	13,500	705 10 5	.....	172 4 10	877 15 3	142 0 0	430 12 7	572 12 7	108
Marrickville ...	1 Nov., 1861	15 Mar., 1875	1 0	356,000	17,800	759 0 2	.....	212 2 7	971 2 9	148 17 3	717 15 5	866 12 8	24
East Maitland ...	10 Mar., 1862	5 April, 1875	1 0	125,000	9,906	762 17 7	.....	369 8 5	1,132 6 0	160 19 4	931 3 0	1,092 2 4	27
West Maitland ...	13 Nov., 1863	23 April, 1875	1 0	354,175	35,417	3,528 8 0	.....	1,172 10 11	4,700 18 11	398 5 3	4,296 2 9	4,694 8 0	32
Morpeth	1 Dec., 1865	27 April, 1875	1 0	88,284	7,607	428 1 7	.....	159 0 7	587 2 2	140 17 9	81 9 5	222 7 2	9¼
Mudgee	21 Feb., 1860	— April, 1875	1 0	264,630	16,213	685 17 9	1,050 0 0	149 9 10	1,885 7 7	199 17 10	819 3 6	1,019 1 4	14½
Newcastle	7 June, 1859	3 May, 1875	1 0	1,120,000	56,000	2,449 0 0	5,000 0 0	.....	7,449 0 0	446 13 9	1,536 15 10	1,983 9 7	14
Newtown	12 Dec., 1862	6 April, 1875	1 0	344,490	33,367	1,739 12 6	.....	407 10 8	2,147 3 2	281 8 1	1,768 17 5	2,050 5 6	16½
North Willoughby...	22 Nov., 1865	17 April, 1875	1 0	50,000	5,086	194 13 0	.....	99 11 3	294 4 3	141 6 4	127 18 7	269 4 11	35
Orange	9 Jan., 1860	13 April, 1875	1 0	253,510	15,468	714 16 2	.....	171 0 0	885 16 2	185 8 2	988 14 7	1,174 2 9	14½
Paddington... ...	17 April, 1860	16 Mar., 1875	1 0	477,270	31,818	1,695 11 4	.....	190 0 8	1,885 12 0	254 3 4	1,515 2 0	1,769 5 4	15½
Parramatta... ...	27 Nov., 1861	12 June, 1875	1 0	235,000	25,000	1,500 0 0	1,500 0 0	250 7 8	3,250 7 8	428 0 0	1,500 0 0	1,928 0 0	36
Petersham	14 Dec., 1871	22 Mar., 1875	1 0	110,000	9,883	623 4 5	.....	512 10 9	1,135 15 2	187 16 11	822 4 1	1,010 1 0	20
Randwick	22 Feb., 1859	2 June, 1875	1 0	160,000	12,600	1,199 5 10	100 0 0	1,223 6 4	2,522 12 2	75 0 0	1,980 15 11	2,055 15 11	40½
Redfern	11 Aug., 1859	6 Mar., 1875	1 (3*)	550,000	50,000	3,100 10 0	200 0 0	.....	3,300 10 0	305 8 3	2,889 6 9	3,194 15 0	13
Richmond	18 June, 1872	28 April, 1875	1 0	84,205	4,210	250 5 5	.....	250 5 5	500 10 10	70 0 0	451 10 2	521 10 2	7½
Shell Harbour ...	4 June, 1859	17 April, 1875	1 0	138,975	11,118	520 9 6	.....	.....	520 9 6	86 0 6	524 15 1	610 15 7	56
Singleton	30 Jan., 1866	12 May, 1875	1 0	92,800	9,280	501 16 10	.....	241 10 4	743 7 2	175 12 8	586 19 0	762 11 8	11¼
East St. Leonards ...	17 Aug., 1860	6 May, 1875	1 0	150,000	12,620	541 11 6	.....	253 6 3	794 17 9	87 2 9	382 10 7	469 13 4	20
St. Leonards ...	31 May, 1867	30 April, 1875	1 0	125,000	11,358	546 1 3	.....	325 12 7	871 13 10	116 17 11	494 12 6	611 10 5	50
Victoria	20 Jan., 1871	7 Mar., 1875	1 0	206,600	10,330	552 19 0	1,000 0 0	252 16 7	1,805 15 7	113 0 7	1,824 9 7	1,937 10 2	5½
Wallsend	27 Feb., 1874	3 April, 1875	1 0	408,880	20,441	929 6 11	.....	899 4 11	1,828 11 10	195 4 7	1,425 8 5	1,620 13 0	25
Waterloo ...	16 May, 1860 / 19 Nov., 1861	28 April, 1875	1 0	205,488	20,548	874 7 0	40 0 0	.....	914 7 0	147 14 3	806 0 5	953 14 8	5½
Waverley	13 June, 1859	6 April, 1875	1 (4*)	347,720	17,386	1,005 10 1	100 0 0	10 0 0	1,115 10 1	93 16 11	939 4 8	1,033 1 7	9
Windsor	4 Mar., 1871	1 April, 1875	1 0	68,944	6,891	481 13 3	200 0 0	258 17 11	940 11 2	95 13 11	942 7 10	1,038 1 9	7½
Wollongong ...	22 Feb., 1859	2 April, 1875	1 0	140,000	7,000	369 0 0	200 0 0	.....	569 0 0	92 0 0	176 14 6	268 14 6	14
Woollahra	17 April, 1860	2 Feb., 1875	1 (3*)	952,000	42,637	4,423 18 10	.....	475 19 3	4,899 18 1	749 5 9	3,042 7 2	3,791 12 11	21
Wagga Wagga ...	15 Mar., 1870	15 April, 1875	1 0	290,000	19,000	1,534 19 4	220 0 0	950 8 10	2,705 8 2	391 19 3	2,313 8 11	2,705 8 2	50
				12,128,303	861,181	52,032 3 1	11,542 17 1	13,350 12 5	76,925 12 7	9,569 5 5	55,104 18 11	64,674 4 4	1,444½

* Gas rate.

MUNICIPALITIES.

No. 147 (*continued*).—RETURN showing the TOTAL ESTIMATED VALUE and ANNUAL VALUE OF RATABLE PROPERTY in the several BOROUGHS, &c.—*continued*.

Boroughs or Municipal Districts.	When Proclaimed.	Date when last Rate was struck.	Amount of Rate struck per Pound sterling.	Total Estimated Value of Ratable Property.	Estimated Annual Value of Ratable Property.	Receipts.				Expenditure.			Extent of Roads and Streets.
						Revenue.	Loans.	From Government.	Total.	Office Expenses and Salaries.	For Public Works (including Repayment of Loans and Interest.)	Total.	
MUNICIPAL DISTRICTS:—			s. d.	£	£	£ s. d.	£ s. d.	£ s. d.	£ s. d.	£ s. d.	£ s. d.	£ s. d.	Miles.
West Botany	13 Jan., 1871	20 April, 1875	1 0	43,976	4,300	650 8 3	.....	368 14 6	1,019 2 9	146 13 2	821 11 5	968 4 7	20
Broughton Creek and Bombaderry.	24 Oct., 1868	3 April, 1875	1 0	44,876	6,411	288 9 3	.....	35 14 1	324 3 4	68 5 6	524 8 10	592 14 4	36
Broughton Vale ...	22 April, 1871	24 April, 1875	1 0	24,000	2,000	136 10 0	26 17 6	50 0 0	213 7 6	40 9 3	166 12 0	207 1 3	25
Deniliquin	16 Dec., 1868	20 April, 1875	1 0	112,257	12,473	2,525 1 7	.....	266 18 5	2,792 0 0	576 3 11	2,994 19 9	3,571 3 8	20
Dubbo	16 Feb., 1872	4 May, 1875	1 0	95,000	6,700	291 8 2	193 14 9	37 10 0	522 12 11	60 7 6	462 5 5	522 12 11	9
Five Dock*	25 July, 1871	.....	.....	.....	.....	.....	.....	.....	.....	.....	.....	.....	.....
Forbes	27 April, 1870	4 May, 1875	1 0	115,500	7,023	297 12 1	.....	420 6 6	717 18 7	146 0 0	505 0 0	651 0 0	1¼
Gerringong	22 April, 1871	24 May, 1875	1 0	148,430	6,721	316 14 9	.....	39 9 0	356 3 9	66 12 6	526 16 6	593 9 0	60
Glen Innes	17 June, 1872	7 May, 1875	1 0	65,230	9,890	494 9 9	712 14 1	381 6 4	1,588 10 2	147 15 3	1,440 14 11	1,588 10 2	50
Hamilton	11 Dec., 1871	3 May, 1875	1 0	154,455	11,159	530 0 0	1,500 0 0	499 11 9	2,529 11 9	128 15 4	715 12 1	844 7 5	8¾
Hay	10 June, 1872	20 April, 1875	1 0	88,600	11,000	1,100 6 1	.....	414 5 4	1,514 11 5	136 18 8	1,176 9 7	1,313 8 3	10
Inverell	4 Mar., 1872	21 June, 1875	1 0	80,000	8,000	394 17 2	.....	433 6 9	828 3 11	124 15 2	380 18 0	505 13 2	35
Lambton	24 June, 1871	4 May, 1875	1 0	157,420	13,118	602 8 0	.....	479 17 2	1,082 5 2	168 13 0	967 12 8	1,136 5 8	8
Leichhardt	14 Dec., 1871	14 June, 1875	1 0	150,000	7,850	454 16 1	.....	219 4 2	674 0 3	210 4 5	316 8 6	526 12 11	11
Liverpool	27 June, 1872	1 May, 1875	1 0	65,500	6,500	365 7 3	.....	468 14 8	834 1 11	104 0 4	807 16 10	911 17 2	6½
Muswellbrook... ...	13 April, 1870	10 Mar., 1875	1 0	73,303	5,864	302 18 4	.....	189 14 10	492 13 2	102 1 5	503 6 5	605 7 10	8
Macdonald Town ...	23 May, 1872	— Mar., 1875	1 0	200,000	28,000	362 7 10	.....	140 17 1	503 4 11	44 9 6	458 15 5	503 4 11	6
The North Illawarra ...	24 Oct., 1868	14 April, 1875	1 0	96,000	4,800	348 5 10	.....	327 6 9	675 12 7	65 4 5	365 4 5	430 8 10	34
Nowra	29 Dec., 1871	13 April, 1875	1 0	40,000	2,608	229 6 8	.....	210 13 5	440 0 1	56 4 8	287 3 10	343 8 6	28
Numba	24 Oct., 1868	29 April, 1875	1 0	46,000	3,960	192 15 4	.....	116 3 0	308 18 4	106 5 8	183 18 9	290 4 5	35
Penrith	12 May, 1871	22 April, 1875	1 0	116,000	8,928	537 3 5	.....	532 4 10	1,069 8 3	136 14 7	887 17 6	1,024 12 1	45
Prospect and Sherwood	5 July, 1872	20 April, 1875	1 0	42,845	4,290	212 10 5	.....	189 8 5	401 18 10	107 0 5	290 18 5	397 18 10	35
Ryde	11 Nov., 1870 / 11 June, 1872	2 April, 1875	1 0	86,000	8,350	512 11 6	.....	417 16 10	930 8 4	112 17 9	643 19 6	756 17 3	29
St. Peter's	13 Jan., 1871	2 June, 1875	1 0	104,620	8,221	789 0 0	.....	865 0 0	1,654 0 0	223 0 0	1,344 0 0	1,567 0 0	6
Tenterfield	22 Nov., 1871	1875	1 0	81,860	8,186	291 0 0	26 15 10	217 11 10	535 7 8	244 17 2	192 5 7	437 2 9	24
Ulladulla	14 Apl., 1874	10 May, 1875	1 0	238,477	10,911	508 18 9	.....	839 8 11	1,348 7 8	167 7 5	1,083 7 10	1,250 15 3	175
Ulmarra	16 Nov., 1871	23 April, 1875	1 0	156,840	7,842	225 19 8	.....	384 3 4	610 3 0	109 18 11	490 2 7	600 1 6	100
Waratah	23 Feb., 1871	19 April, 1875	1 0	165,000	11,512	763 3 5	2,000 0 0	846 3 7	3,609 7 0	84 14 5	3,209 19 9	3,294 14 2	13
Wickham	25 Feb., 1871	7 May, 1875	1 0	39,480	6,800	424 0 0	900 0 0	359 9 5	1,683 9 5	154 4 8	1,053 15 9	1,208 0 5	6½
Yass	12 Mar., 1873	28 May, 1875	1 0	20,892	9,804	452 11 2	.....	347 8 11	800 0 1	205 19 2	51 13 0	257 12 2	33
				2,852,561	243,221	14,601 0 9	5,360 2 2	10,098 9 10	30,059 12 9	4,046 14 2	22,853 15 3	26,900 9 5	878
		General Total... £		14,980,864	1,104,402	66,633 3 10	16,902 19 3	23,449 2 3	106,985 5 4	13,615 19 7	76,958 14 2	90,574 13 9	2,322½

*No Return.

ROADS TRUSTS.

No. 148.—RETURN showing the RECEIPTS and DISBURSEMENTS of the several ROADS TRUSTS in the Year 1875; and also the number of Miles of Road under the care of the Commissioners.

ROADS TRUSTS.	RECEIPTS.			Balance on 31st Dec., 1874.	Amount.	ROADS TRUSTS.	EXPENDITURE.			Balance on 31st Dec., 1875.	Amount.	Extent of Roads.
	Rent of Tolls, &c.	From the Colonial Treasury for Roads and Bridges.	Total Receipts.				Salaries.	Miscellaneous.	Total Expenditure.			
	£ s. d.	£ s. d.	£ s. d.	£ s. d.	£ s. d.		£ s. d.	£ s. d.	£ s. d.	£ s. d.	£ s. d.	Miles.
South Head Roads Trust	3,175 0 0	375 0 0	3,550 9 0	463 5 6	4,013 5 6	South Head Roads Trust	100 0 0	3,138 5 5	3,238 5 5	775 0 1	4,013 5 6	13
Parramatta Roads Trust	392 12 0	210 0 0	602 12 0	585 6 8	1,187 18 8	Parramatta Roads Trust	101 12 6	408 6 3	509 18 9	677 19 11	1,187 18 8	18
Campbelltown Roads Trust	24 0 0	260 0 0	284 0 0	13 12 5	297 12 5	Campbelltown Roads Trust	15 0 0	272 8 4	287 8 4	10 4 1	297 12 5	26
Windsor Roads Trust	207 13 4	117 10 0	325 3 4	86 12 8	411 16 0	Windsor Roads Trust.....	26 0 0	299 15 1	325 15 1	86 0 11	411 16 0	18½
Richmond Roads Trust	162 16 2	329 10 0	492 6 2	.....	492 6 2	Richmond Roads Trust	31 0 0	461 6 2	492 6 2	.....	492 6 2	25½
Maitland Roads Trust	191 4 6	1,258 0 0	1,449 4 6	150 5 7	1,599 10 1	Maitland Roads Trust	131 5 7	1,358 18 1	1,490 3 8	109 6 5	1,599 10 1	97
TOTAL ... ... £	4,153 6 0	2,550 0 0	6,703 6 0	1,299 2 10	8,002 8 10	TOTAL ... ... £	404 18 1	5,938 19 4	6,343 17 5	1,658 11 5	8,002 8 10	198

NOTE—South Head Roads Trust—Mortgage Debt of £5,500 not included.

PART VII.

MISCELLANEOUS.

CONTENTS.

Number of Return.		Page.
149	Public Works	228
150	Meteorology—Observations taken at Sydney Observatory	249
151	„ Earth Thermometers, Sydney	250
152	„ Evaporation Observations, Sydney	250
153	„ Abstract of Observations taken at various Stations	251
154	„ Comparative Table of Temperature, Rainfall, &c., at various Stations	252
155	Decennial Return of Transactions in Real and Leasehold Estates	253
156	Mortgages on Land—(Decennial Return)	254
157	Discharges of Mortgages on Land, and Conveyances under Mortgage—(Decennial Return)	254
158	Preferable Liens on Wool—Mortgages on Live Stock—(Decennial Return)	254
159	Discharges of Morgages on Live Stock—(Decennial Return)	255
160	Liens on Growing Crops—(Decennial Return)	255
161	Transactions under "Real Property Act"—(Decennial Return)	255
162	Crown Grants registered under "Real Property Act"—(Decennial Return)	255
163	Civil Justice—Business of the Supreme and Circuit Courts and Divorce and Matrimonial Causes Court	256
164	„ Cases tried in Supreme and Circuit Courts	256
165	„ „ „ (Decennial Return)	256
166	„ Cases tried in the District Courts	257
167	Fees received by the Master in Equity and the Prothonotary of the Supreme Court (Decennial Return)	258
168	Insolvencies—(Decennial Return)	258
169	Miners' Rights and Business Licenses, &c.	259
170	Gold-mining Machinery—Number and Description	260
171	Publicans' Licenses	262
172	Regular Military Forces	262
173	Volunteer Corps and Companies	263
174	Naval Brigade	264
175	Artillery Guns	264
176	Vaccination	265
177	Electors and Voters for Members to serve in the Legislative Assembly at last General Election	266
178	Electors and Voters for Members to serve in Boroughs and Municipal Districts	267
179	Land Sales in the Old Settled Counties and the Pastoral Districts	268
180	„ —(Decennial Return)	271
181	„ Conditionally Sold	271
182	„ Set apart for Public Purposes	272
183	„ Alienated and Unalienated in the Old Settled Counties	273
184	„ „ „ remaining portion of the Colony	274
185	Revenue from Lands and Gold Fields	275
186	Lands Leased for Pastoral Purposes—(Decennial Return)	276

PUBLIC WORKS.

No. 149.—GENERAL RETURN of all RAILWAYS, ELECTRIC TELEGRAPHS, ROADS, BRIDGES, BUILDINGS, &c., &c., carried on during the Year 1875.

Work, and where situated.	Whether Constructing or under Repair.	Estimated Expense.	Fund from which the Expense is defrayed.	When Commenced.	Whether Finished or Unfinished.	If Finished, actual amount of Expenditure.	If Unfinished, amount of Expenditure to 31st December, 1875.	Amount expended in 1875.	Amount expended for Furniture in 1875.	Remarks.
RAILWAYS.										
LINES OPEN FOR TRAFFIC.		£				£ s. d.	£ s. d.	£ s. d.	£	
Trunk Lines—										
Darling Harbour Branch	Under repair and construction.	.....	Consolidated Revenue ..... 89,179 5 11 Loans 5,158,232 14 2 £5,247,412 0 1	1850 ...	Finished...	86,351 19 6	.....	10,873 6 8	.....	
Tramway	,, ...	.....		1859 ...	,, ...	4,878 7 1	.....	.....	.....	
Sydney to Parramatta	,, ...	.....		1850 ...	,, ...	742,298 9 7	.....	10,747 18 2	.....	
Great Southern Line—										
Parramatta to Liverpool	,, ...	.....		1855 ...	,, ...	126,484 12 6	.....	366 2 0	.....	
Liverpool to Campbelltown	,, ...	.....		1857 ...	,, ...	132,824 2 4	.....	824 19 5	.....	
Campbelltown to Menangle	,, ...	.....		1859 ...	,, ...	81,046 14 5	.....	.....	.....	
Menangle to Picton	,, ...	.....		1859 ...	,, ...	329,264 11 3	.....	62 7 0	.....	
Picton to Goulburn	,, ...	.....		1862 ...	,, ...	1,026,548 1 4	.....	5,339 12 0	.....	
Great Western Line—										
Parramatta to Penrith	,, ...	.....		1858 ...	,, ...	310,787 19 4	.....	2,199 18 9	.....	
Windsor to Richmond	,, ...	.....		1862 ...	,, ...	84,177 4 10	.....	747 0 1	.....	
Great Northern Line—										
Newcastle to West Maitland	,, ...	.....		1853 ...	,, ...	443,938 5 2	.....	17,645 3 2	.....	
West Maitland to Singleton	,, ...	.....		1858 ...	,, ...	336,052 2 7	.....	486 19 10	.....	
Singleton to Murrurundi	,, ...	.....		1867 ...	,, ...	724,264 0 4	.....	1,768 19 9	.....	
Morpeth Branch	,, ...	.....		1862 ...	,, ...	54,778 10 4	.....	26 15 2	.....	
Rolling Stock—										
South and West	,, ...	.....		1850 ...	,, ...	544,755 17 10	.....	67,780 3 6	.....	
Windsor and Richmond	,, ...	.....		1862 ...	,, ...	5,226 1 1	.....	.....	.....	
Northern	,, ...	.....		1853 ...	,, ...	184,194 13 2	.....	9,711 17 6	.....	
Tramway	,, ...	.....		1859 ...	,, ...	1,712 12 3	.....	.....	.....	
Machinery—										
South and West	,, ...	.....		1850 ...	,, ...	20,277 17 6	.....	825 5 0	.....	
North	,, ...	.....		1853 ...	,, ...	7,549 17 8	.....	2,244 15 5	.....	
EXTENSIONS NOT OPEN FOR TRAFFIC.										
Penrith towards Bathurst	Constructing ...	.....	Consolidated Revenue ... 42,639 16 4 Loans 2,541,735 19 1 £2,584,375 15 5	1862 ...	Unfinished	.....	1,856,467 2 4	55,099 15 11	.....	
Bathurst ,, Orange	,, ...	.....		1873 ...	,, ...	.....	88,850 4 11	69,493 1 8	.....	
Murrurundi ,, Tamworth	,, ...	.....		,, ...	,, ...	.....	108,718 3 11	68,978 3 0	.....	
Goulburn ,, Yass	,, ...	.....		,, ...	,, ...	.....	334,126 5 8	107,159 2 0	.....	
Yass ,, Cootamundra	,, ...	.....		,, ...	,, ...	.....	127,961 12 11	100,431 4 1	.....	
Cootamundra,, Wagga Wagga	,, ...	.....		,, ...	,, ...	.....	25,427 11 0	20,985 12 8	.....	
Trial Surveys on Lines not sanctioned	.....	.....		.....	.....	.....	42,824 14 8	18,097 2 1	.....	
					Totals...	5,247,412 0 1	2,584,375 15 5	571,895 4 10	.....	

ELECTRIC TELEGRAPHS.

Maitland to Manning River	Construction ...	6,000 0 0	Loans ...	1874 ...	Finished..	5,994 11 6	.....	2,238 7 6	.....
Kempsey to M'Leay River Heads	,, ...	1,800 0 0		,, ...	,, ...	1,380 6 9	.....	799 10 6	.....
Mudgee to Rylstone	,, ...	1,500 0 0		,, ...	,, ...	1,280 18 11	.....	466 14 6	.....
Pilliga to Coonamble	,, ...	4,500 0 0		,, ...	,, ...	3,855 5 10	.....	2,425 11 10	.....
Inverell to Warialda	,, ...	1,800 0 0		,, ...	,, ...	1,732 19 10	.....	749 11 0	.....
Coolah to Coonabarabran	,, ...	3,000 0 0		,, ...	,, ...	2,989 15 6	.....	1,375 7 10	.....
Casino to the Tweed	,, ...	4,000 0 0		,, ...	,, ...	3,816 16 5	.....	3,244 5 9	.....
Cape St. George to Ulladulla	,, ...	1,500 0 0		,, ...	,, ...	1,029 8 2	.....	797 15 6	.....
Forbes to Parkes	,, ...	1,500 0 0		,, ...	,, ...	1,087 17 9	.....	719 6 11	.....
To St. Leonards, North Shore	,, ...	300 0 0		1875 ...	,, ...	237 13 4	.....	237 13 4	.....
Coonabarabran to Coonamble	,, ...	4,200 0 0		,, ...	,, ...	1,846 19 2	.....	1,846 19 2	.....
Sydney to Manly Beach	,, ...	600 0 0		,, ...	Unfinished	.....	135 11 11	135 11 11	.....
Glen Innes to Grafton	,, ...	7,200 0 0		,, ...	,, ...	.....	121 7 6	121 7 6	.....
Dubbo to Warren	,, ...	3,500 0 0		,, ...	,, ...	.....	24 5 0	24 5 0	.....
Singleton to Jerry's Plains	,, ...	1,850 0 0		,, ...	,, ...	.....	37 0 0	37 0 0	.....
Orange to Wellington	,, ...	3,500 0 0		,, ...	,, ...	.....	12 15 0	12 15 0	.....
To connect Murrumburrah	,, ...	1,200 0 0		,, ...	,, ...	.....	29 12 0	29 12 0	.....
						25,252 13 2	360 11 5	15,261 15 3	.....

ROADS AND BRIDGES.

Main Northern Road	Repairs and partial construction.		Consolidated Revenue	1857 ...	,, ...	.....	317,287 3 8	13,101 5 2	.....
,, Southern Road	,, ...	.....		,, ...	,, ...	.....	440,767 15 9	15,865 9 3	.....
,, Western Road	,, ...	.....		,, ...	,, ...	.....	344,645 14 1	15,842 13 8	.....
Contingent Vote	,, ...	.....		1870 ...	,, ...	.....	19,128 8 7	10,770 13 9	.....
Grafton to Glen Innes	,, ...	.....		1866 ...	,, ...	.....	66,054 14 0	7,053 16 0	.....
Grafton Punt and Approaches	,, ...	.....		1869 ...	,, ...	.....	.....	1,822 11 2	.....
Mudgee Road	,, ...	.....		1857 ...	,, ...	.....	109,904 10 9	11,053 4 4	.....
Goulburn to Cooma	,, ...	.....		1874 ...	,, ...	.....	25,658 14 10	6,584 14 2	.....
Tarago to Braidwood	,, ...	.....		1875 ...	,, ...	.....	1,672 19 5	1,672 19 5	.....
Bathurst to Cowra	,, ...	.....		1870 ...	,, ...	.....	23,065 16 6	3,551 3 10	.....
Port Jackson to Peat's Ferry	,, ...	.....		1875 ...	,, ...	.....	1,992 18 10	1,992 18 10	.....
Repairs to Bridges	,, ...	.....		1870 ...	,, ...	.....	.....	4,921 15 4	.....
,, Toll Bars	,, ...	.....		,, ...	,, ...	.....	1,360 12 4	671 2 9	.....
Jamberoo Mountain Pass	,, ...	.....		1874 ...	,, ...	.....	762 4 4	743 1 4	.....
Approaches to Railway Stations	,, ...	.....		1875 ...	,, ...	.....	.....	2,131 6 11	.....
Road from Railway Station, Goulburn, to Municipal Boundary.	,, ...	.....		,, ...	,, ...	.....	894 6 1	894 6 1	.....
Roads and Bridges, Flooded Districts	,, ...	.....		,, ...	,, ...	.....	5,122 8 1	5,122 8 1	.....
Road, Railway Station, Bathurst, to Municipal Boundary	,, ...	.....		,, ...	,, ...	.....	466 8 4	466 8 4	.....
Road from Defence Road to Manly	,, ...	.....		,, ...	,, ...	.....	51 12 6	51 12 6	.....
Orange to Parkes...	,, ...	.....		,, ...	,, ...	.....	444 18 10	444 18 10	.....
Tarago to Cooma...	,, ...	.....		,, ...	,, ...	.....	3,672 0 4	3,672 0 4	.....
Vegetable Creek by Dundee to Newton Boyd Road ...	,, ...	.....		,, ...	,, ...	.....	381 4 6	381 4 6	.....
Military Roads	,, ...	.....		,, ...	,, ...	.....	400 18 11	400 18 11	.....
Tamworth to Gunnedah...	,, ...	.....		1874 ...	,, ...	.....	1,479 11 4	1,129 11 4	.....
Approaches to Balranald Punt	,, ...	.....		1871 ...	,, ...	.....	3,869 19 2	3,686 6 1	.....
Cassilis to Coonabarabran	,, ...	.....		1864 ...	,, ...	.....	3,982 16 3	604 0 8	.....
Tanks and Wells, Lachlan and Darling	,, ...	.....		1869 ...	,, ...	.....	7,099 13 2	149 18 9	.....
Queanbeyan to Cooma	,, ...	.....		1864 ...	,, ...	.....	10,663 19 6	98 0 8	.....
Waratah to Maitland	,, ...	.....		1874 ...	,, ...	.....	205 19 6	105 0 0	.....
Currabubula to Tamworth	,, ...	.....		1864 ...	,, ...	.....	3,691 5 4	366 11 3	.....

No. 149 (*continued*)—RETURN of Public Works—*continued.*

Work, and where situated.	Whether Constructing or under Repair.	Estimated Expense.	Fund from which the Expense is defrayed.	When commenced.	Whether Finished or Unfinished.	If Finished, actual amount of Expenditure.	If Unfinished, amount of Expenditure to 31 December, 1875.	Amount expended in 1875.	Amount expended for Furniture in 1875.	Remarks.
ROADS AND BRIDGES—*continued.*		£				£ s. d.	£ s. d.	£ s. d.	£ s. d.	
Armidale to Glen Innes	Repairs and partial construction.	.....		1868 ...	Unfinished	.....	10,650 15 7	5,054 12 11	.....	
Cundle to Port Macquarie	„	.....		1872 ...	„ ...	.....	2,194 9 10	914 8 0	.....	
Casino to Ballina...	„	.....		1873 ...	„ ...	.....	2,772 18 2	699 9 0	.....	
Punt at Brewarrina	Construction ...	400 0 0		1872 ...	„ ...	.....	268 11 11	217 0 5	.....	
Bell's Line to Colo	Repairs and partial construction.	.....		1871 ...	„ ...	.....	744 11 8	44 13 6	.....	
Road, Tumut to Brungle	„	.....		1870 ...	„ ...	.....	535 12 1	131 18 6	.....	
Footpath, University Cutting	„	.....		1874 ...	„ ...	.....	253 8 0	4 3 4	.....	
Manilla, *viâ* Barraba, to Warialda	„	.....		„ ...	„ ...	.....	1,745 6 2	1,669 17 0	.....	
Approaches to Howlong Punt	„	.....		1873 ...	„ ...	.....	1,686 5 9	1,458 11 9	.....	
Campbelltown to Camden	„	.....		1874 ...	„ ...	.....	96 10 0	88 8 0	.....	
Tamworth to Bowling Alley Point	„	.....		„ ...	„ ...	.....	725 8 3	725 8 3	.....	
Singleton, *viâ* Denman and Merriwa, to Cassilis ...	„	.....		1872 ...	„ ...	.....	4,860 13 2	233 16 10	.....	
Narrabri to Walgett	„	.....		1868 ...	„ ...	.....	9,014 17 5	1,154 3 8	.....	
Bendemeer to Inverell	„	.....		1874 ...	„ ...	.....	2,656 19 2	2,179 6 5	.....	
Armidale to Walcha	„	.....		1872 ...	„ ...	.....	836 12 0	356 10 0	.....	
Walcha to Port Macquarie	„	.....		„ ...	„ ...	.....	4,316 6 5	1,182 10 3	.....	
Kempsey to Bellinger	„	.....		1869 ...	„ ...	.....	2,987 10 7	1,036 8 6	.....	
Richmond River to the Tweed	„	.....		1873 ...	Finished ...	2,700 0 0	.....	1,606 3 8	.....	
Hill End, &c., *viâ* Bragg's, to the Main Western Road	„	.....		„ ...	Unfinished	.....	1,068 3 9	736 14 6	.....	
Throsby Park to Broughton Municipality	„	.....		1873 ...	„ ...	.....	2,834 19 1	2,365 0 11	.....	
Old South Road, Throsby Park, to Kiama Municipality	„	.....		„ ...	„ ...	.....	2,466 14 0	1,658 2 9	.....	
Goulburn to Wheeo	„	.....	Consolidated Revenue.	1874 ...	„ ...	.....	3,667 12 5	1,948 16 2	.....	
Sharpening-stone Creek to Burrowa	„	.....		1872 ...	„ ...	.....	1,309 0 3	495 18 2	.....	
Milton to Bateman's Bay...	„	.....		1874 ...	„ ...	.....	1,665 10 0	1,372 16 0	.....	
Araluen to Moruya	„	.....		1865 ...	„ ...	.....	9,980 3 10	1,433 4 11	.....	
Bombala to Delegate	„	.....		1871 ...	„ ...	.....	1,365 1 5	824 14 0	.....	
Wallenbeen to Murrumburrah	„	.....		1872 ...	„ ...	.....	348 14 4	48 14 4	.....	
Wagga Wagga to Deniliquin	„	.....		1868 ...	„ ...	.....	6,579 17 0	1,124 7 2	.....	
Twelve-mile Creek to Wallerawang	„	.....		1872 ...	„ ...	.....	2,035 16 1	673 16 1	.....	
Albury to Urana	„	.....		„ ...	„ ...	.....	2,305 18 8	1,228 10 7	.....	
Kempsey to Armidale	„	.....		„ ...	„ ...	.....	18,525 16 1	8,314 6 10	.....	
Tenterfield to Maryland	„	.....		1871 ...	„ ...	.....	5,129 17 4	2,268 10 0	.....	
Wiseman's Ferry to St. Alban's...	„	.....		1872 ...	„ ...	.....	645 18 3	61 0 0	.....	
Port Macquarie to Tacking Point	„	.....		„ ...	„ ...	.....	210 0 0	45 0 0	.....	
Singleton to Denman	„	.....		„ ...	„ ...	.....	234 10 0	234 10 0	.....	
Tamworth to Manilla	„	.....		1864 ...	„ ...	.....	4,527 17 9	465 17 10	.....	
Armidale to Grafton	„	.....		„ ...	„ ...	.....	19,645 17 8	2,774 6 4	.....	
Port Macquarie to Kempsey	„	.....		„ ...	„ ...	.....	6,995 6 9	1,081 6 0	.....	
Laurence to Tenterfield	„	.....		„ ...	„ ...	.....	36,911 1 5	5,549 11 9	.....	
Grafton to Casino...	„	.....		„ ...	„ ...	.....	8,091 1 1	1,036 19 0	.....	
Glen Innes to Tenterfield	„	.....		„ ...	„ ...	.....	9,702 6 1	2,727 1 7	.....	
Nundle to Peel River	„	.....		„ ...	„ ...	.....	1,463 4 4	45 13 10	.....	
Willow-tree to Narrabri	„	.....		1868 ...	„ ...	.....	8,850 1 8	989 17 11	.....	
Glen Innes to Inverell	„	.....		1869 ...	„ ...	.....	8,455 2 10	2,547 5 0	.....	
Newcastle to Wallsend	„	.....		1873 ...	„ ...	.....	602 5 7	422 5 7	.....	
„ Maitland	„	.....		„ ...	„ ...	.....	239 18 6	152 17 6	.....	
Grafton to Solferino	„	.....		1874 ...	„ ...	.....	2,791 9 9	720 5 3	.....	

Pitt Town to Wiseman's Ferry	Repairs and partial construction.	.....	Consolidated Revenue	1874	...	Unfinished	.....	93 0 0	18 0 0	.....	
Tinonee to Gloucester	"	.....		1875	...	" ...	.....	76 13 0	76 13 0	.....	
Wardell, *viâ* Tucombil, to Wardell and Lismore ...	"	.....		"	...	" ...	.....	25 3 0	25 3 0	.....	
Denman, &c., to Coonabarabran	"	.....		"	...	" ...	.....	1,818 0 8	1,818 0 8	.....	
Wagga Wagga to Young	"	.....		1864	...	" ...	.....	8,417 1 0	627 15 0	.....	
Bombala to Merimbula	"	.....		"	...	" ...	.....	14,849 3 6	2,742 4 5	.....	
Cooma to Bombala	"	.....		"	...	" ...	.....	6,049 1 11	602 14 10	.....	
Main South Road to Adelong	"	.....		"	...	" ...	.....	3,448 9 7	677 18 4	.....	
Albury Municipality to Corowa...	"	.....		"	...	" ...	.....	6,748 18 11	1,210 17 5	.....	
" Wagga Wagga...	"	.....		"	...	" ...	.....	14,139 8 11	3,927 10 1	.....	
Gunning to Burrowa	"	.....		"	...	" ...	.....	2,488 6 1	201 12 8	.....	
Gundagai to Wagga Wagga	"	.....		"	...	" ...	.....	3,858 0 7	647 0 0	.....	
Braidwood to Araluen	"	.....		"	...	" ...	.....	6,957 10 8	400 0 0	.....	
Bowning to Young	"	.....		"	...	" ...	.....	9,748 3 9	835 4 5	.....	
Gundagai to Tumut	"	.....		"	...	" ...	.....	5,742 2 3	885 2 2	.....	
Panbula to Wolumla	"	.....		1867	...	" ...	.....	1,214 12 6	159 17 0	.....	
Elrington to Araluen	"	.....		1870	...	" ...	.....	540 18 4	132 6 10	.....	
Tumut to Adelong	"	.....		1868	...	" ...	.....	1,981 6 3	342 1 2	.....	
Corowa to Deniliquin	"	.....		1871	...	" ...	.....	2,725 8 9	759 19 3	.....	
Campbelltown to Narellan	"	.....		"	...	" ...	.....	1,747 10 6	350 16 1	.....	
Monga to Major's Creek, Elrington	"	.....		"	...	" ...	.....	17,369 14 7	357 14 0	.....	
Bega to Bodalla	"	.....		1872	...	" ...	.....	2,062 17 6	529 17 6	.....	
Braidwood to Elrington...	"	.....		"	...	" ...	.....	753 2 9	203 2 9	.....	
" Reidsdale	"	.....		"	...	" ...	.....	202 0 0	56 0 0	.....	
"Downing's Inn" to Reilly's Crossing	"	.....		"	...	" ...	.....	399 7 0	175 0 0	.....	
Wolumla Junction to Cross Roads	"	.....		"	...	" ...	.....	713 7 0	260 0 0	.....	
Marulan and Jacqua towards Merrunga	"	.....		"	...	" ...	.....	605 14 1	157 5 1	.....	
Adelong to Middle Adelong	"	.....		"	...	" ...	.....	1,265 0 0	470 5 8	.....	
Burragorang Mount Road, near Martin's 850 acres ..	"	.....		"	...	" ...	.....	329 7 0	238 0 0	.....	
Mount Wayo to Peelwood	"	.....		"	...	" ...	.....	2,093 9 7	1,170 18 1	.....	
Deniliquin to Hay	"	.....		1873	...	" ...	.....	2,348 6 3	749 6 3	.....	
Goulburn to Mount Wayo	"	.....		"	...	" ...	.....	1,503 2 2	488 5 9	.....	
O'Connell Plains to Fish River	"	.....		"	...	" ...	.....	1,237 6 5	601 12 9	.....	
Bombala to Eden...	"	.....		"	...	" ...	.....	9,999 19 9	384 5 3	.....	
Picton, *viâ* The Oaks, to Vandeville	"	.....		1874	...	" ...	.....	193 15 0	150 13 0	.....	
Bowral to Robertson Park	"	.....		"	...	" ...	.....	384 6 0	225 0 0	.....	
Burragorang Mount Road	"	.....		"	...	" ...	.....	10 0 0	10 0 0	.....	
Fig-tree, &c., at Burragorang	"	.....		"	...	" ...	.....	105 0 0	25 0 0	.....	
Goulburn to Braidwood	"	.....		"	...	" ...	.....	1,909 7 4	290 9 10	.....	
Doughboy Hill to Junction South Road	"	.....		"	...	" ...	.....	1,242 9 7	467 9 7	.....	Exclusive of £59 expended by Trustees.
Yass to Mundoonan	"	.....		"	...	" ...	.....	300 7 1	289 7 1	.....	
Carawang towards Goulburn	"	.....		"	...	" ...	.....	348 8 4	299 15 0	.....	
Braidwood to Oronmier	"	.....		"	...	" ...	.....	415 11 10	204 2 6	.....	
Gullen to Laggan...	"	.....		"	...	" ...	.....	284 13 6	206 16 8	.....	
Buandery to Bega	"	.....		"	...	" ...	.....	86 0 0	26 0 0	.....	
Adelong to Hillas Creek	"	.....		"	...	" ...	.....	264 0 0	64 0 0	.....	
Village of Robertson to Alcorn's Hill	"	.....		"	...	" ...	.....	79 19 0	57 0 0	.....	
Bega to Wolumla	"	.....		"	...	" ...	.....	1,909 0 0	862 13 4	.....	
Main S. Road, near Yass to Gundaroo...	"	.....		1875	...	" ...	.....	184 7 1	184 7 1	.....	
Deniliquin to Balranald	"	.....		"	...	" ...	.....	8 0 0	8 0 0	.....	
Moss Vale to Cross Road	"	.....		"	...	" ...	.....	117 11 2	117 11 2	.....	
Elrington to Ballalaba	"	.....		"	...	" ...	.....	70 0 0	70 0 0	.....	
Yass to New Railway Station	"	.....		"	...	" ...	.....	266 13 6	266 13 6	.....	
Colac to Cootamundry, *viâ* M'Leod's	"	.....		"	...	" ...	.....	556 17 6	556 17 6	.....	
Cudgegong to Hargraves	"	.....		"	...	" ...	.....	90 16 0	90 16 0	.....	

No. 149 (*continued*)—RETURN of Public Works—*continued.*

Work, and where situated.	Whether Constructing or under Repair.	Estimated Expense.	Fund from which the Expense is defrayed.	When Commenced.	Whether Finished or Unfinished.	If Finished, actual amount of Expenditure.	If Unfinished, amount of Expenditure to 31 December, 1875.	Amount expended in 1875.	Amount expended for Furniture in 1875.	Remarks.
ROADS AND BRIDGES—*continued.*		£				£ s. d.	£ s. d.	£ s. d.	£ s. d.	
Arthur Town to Tuena	Repairs and partial construction.	.....		1875 ...	Unfinished	.....	103 9 6	103 9 6	.....	
Goulburn to Richlands	"	.....		" ...	" ...	.....	668 7 10	668 7 10	.....	
Laggan to Junction Point	"	.....		" ...	" ...	.....	106 0 1	106 0 1	.....	
Burrowa to Young	"	.....		" ...	" ...	.....	489 6 4	489 6 4	.....	
Moama to Perricoota	"	.....		" ...	" ...	.....	82 13 9	82 13 9	.....	
Collector to Goulburn	"	.....		" ...	" ...	.....	202 12 4	202 12 4	.....	
Gundagai to Tarabandra	"	.....		" ...	" ...	.....	31 13 0	31 13 0	.....	
Goulburn to Bungonia	"	.....		" ...	" ...	.....	34 6 8	34 6 8	.....	
Cathcart to Panbula	"	.....		" ...	" ...	.....	546 16 0	546 16 0	.....	
Cathcart to Bobundarrah	"	.....		" ...	" ...	.....	12 0 0	12 0 0	.....	
Middle Adelong to Tumberumbah	"	.....		" ...	" ...	.....	100 0 0	100 0 0	.....	
Alcorn's Hill to Robertson Park	"	.....		" ...	" ...	.....	20 0 0	20 0 0	.....	
Wolumla to Cross Roads	"	.....		" ...	" ...	.....	1,196 5 6	1,196 5 6	.....	
Mount Wayo to Tuena	"	.....		1873 ...	" ...	.....	3,801 0 1	1,216 14 1	.....	
Tumut to Lac-ma-lac	"	.....		" ...	" ...	.....	313 0 6	141 0 6	.....	
Peelwood to Abercrombie	"	.....		" ...	" ...	.....	759 2 6	219 3 0	.....	
Mittagong *viâ* Macquarie Pass to Illawarra Road ...	"	.....		" ...	" ...	.....	150 0 0	142 2 6	.....	
Cudgegong to Dubbo	"	.....		1868 ...	" ...	.....	3,760 7 0	608 9 2	.....	
Cowra to Grenfell	"	.....		" ...	" ...	.....	7,336 6 3	1,758 17 6	.....	
Rockley to Caloola and Tuena	"	.....		1864 ...	" ...	.....	901 15 2	197 3 3	.....	
Bathurst to Ophir	"	.....		" ...	" ...	.....	7,276 1 6	421 2 7	.....	
Orange to Ophir	"	.....		" ...	" ...	.....	1,132 14 0	240 0 0	.....	
Orange to Stony Creek	"	.....	Consolidated Revenue	" ...	" ...	.....	6,421 14 6	880 0 9	.....	
Molong to Obley	"	.....		1866 ...	" ...	.....	3,062 5 4	219 18 4	.....	
Orange to Forbes	"	.....		" ...	" ...	.....	13,245 18 5	4,037 3 10	.....	
Bathurst to Trunkey	"	.....		" ...	" ...	.....	5,719 15 2	1,473 15 10	.....	
Carcoar to Orange	"	.....		1871 ...	" ...	.....	1,613 16 1	544 0 9	.....	
Bathurst to O'Connell Plains	"	.....		" ...	" ...	.....	1,703 4 9	872 11 9	.....	
Molong to Stony Creek	"	.....		1872 ...	" ...	.....	470 16 0	140 16 0	.....	
Bathurst and O'Connell Plains *viâ* Dirty Swamp ...	"	.....		" ...	" ...	.....	534 15 0	275 9 2	.....	
Bathurst to Hill End	"	.....		" ...	" ...	.....	7,430 16 4	3,473 16 11	.....	
Bathurst and Kaloola to Rockley	"	.....		1873 ...	" ...	.....	1,372 0 2	1,021 10 11	.....	
Sofala *viâ* Circus Point to Tambaroora	"	.....		" ...	" ...	.....	1,758 2 2	896 16 1	.....	
Sofala to Wattle Flat	"	.....		" ...	" ...	.....	1,000 0 0	527 10 0	.....	
Young to Forbes	"	.....		" ...	" ...	.....	63 1 6	1 6 0	.....	
Carcoar to Canowindra	"	.....		" ...	" ...	.....	1,231 2 5	589 0 3	.....	
Cudgegong to Cassilis	"	.....		" ...	" ...	.....	1,012 8 9	602 1 6	.....	
Grading Road, Wagdon Hill	"	.....		" ...	" ...	.....	1,798 14 2	187 1 4	.....	
Lower Turon to Bathurst	"	.....		" ...	" ...	.....	3,983 18 6	190 0 0	.....	
Hill End to Hargraves	"	.....		" ...	" ...	.....	3,694 0 4	1,882 11 10	.....	
Riverston Station to Blacktown...	"	.....		" ...	" ...	.....	137 3 3	62 3 3	.....	
Blayney to Brown's Creek	"	.....		1874 ...	" ...	.....	197 16 0	97 16 0	.....	
Bathurst and Caloola Road to Cow Flat	"	.....		" ...	" ...	.....	259 2 8	9 10 0	.....	
Road through Cudgegong Municipality	"	.....		" ...	" ...	.....	3,000 0 0	9 6 11	.....	
Orange to Bushman's	"	.....		" ...	" ...	.....	3,546 8 5	2,126 11 0	.....	
Cudgegong to Gulgong	"	.....		" ...	" ...	.....	1,594 11 5	796 10 11	.....	
Grenfell to Forbes	"	.....		" ...	" ...	.....	61 15 6	61 15 6	.....	

Orange and Forbes Road, &c., at Bushman's	Repairs and partial construction.	.....		1874 ...	Unfinished	.....	3,225 0 0	641 8 0	.....	
Dubbo to Cobborah	„	.....		„ ...	„ ...	.....	1,499 12 4	591 18 1	.....	
Cowra to Young	„	.....		1875 ...	„ ...	.....	135 9 5	135 9 5	.....	£66 11s. 8d., given to Trustees.
Orange to Cargo	„	.....		„ ...	„ ...	.....	100 0 0	100 0 0	.....	
Lucknow to Orange and Carcoar	„	.....		„ ...	„ ...	.....	80 0 0	80 0 0	.....	
Approaches, Spring Hill Railway Station	„	.....		„ ...	„ ...	.....	73 5 0	73 5 0	.....	
Approaches, Raglan Railway Station	„	426 2 6		„ ...	„ ...	.....	122 18 0	122 18 0	.....	
Approaches, Rooty Hill Railway Station	„	426 2 6		„ ...	Finished...	501 8 6	.....	450 0 0	.....	
North Willoughby Station to Pennant Hills	„	325 0 0		„ ...	„ ...	324 18 7	.....	324 18 7	.....	
Railway Deviation, South Road...	„	.....		„ ...	Unfinished	.....	269 18 6	269 18 6	.....	
Richmond River to Queensland Border	„	.....		„ ...	„ ...	.....	836 9 11	836 9 11	.....	
North Road, Nundle, Hanging Rock, and Swamp Creek.	„	.....		„ ...	„ ...	.....	185 10 0	185 10 0	.....	
Glen Innes to Wellingrove	„	.....		„ ...	„ ...	.....	208 7 0	208 7 0	.....	
Middleton to Crutchley Crossing	„	.....		„ ...	„ ...	.....	42 7 5	42 7 5	.....	
O'Connell's Plains through Sidmouth Valley	„	.....		„ ...	„ ...	.....	210 3 2	210 3 2	.....	
Home Rule to Coolah	„	.....	Consolidated Revenue	„ ...	„ ...	.....	572 8 7	572 8 7	.....	
Tumut to Kiandra	„	.....		1870 ...	„ ...	.....	397 11 0	115 7 0	.....	
Carcoar to Teapot Swamp	„	.....		1872 ...	„ ...	.....	515 3 0	128 0 0	.....	
Sally's Flat to Tabrabucca	„	.....		„ ...	„ ...	.....	1,001 8 5	407 3 11	.....	
Clyde Road	„	.....		1863 ...	„ ...	.....	13,936 18 4	1,079 4 9	.....	
Cudgeon to the Tweed	„	.....		1874 ...	„ ...	.....	300 0 0	300 0 0	.....	
One Eye to Tuena	„	.....		1872 ...	„ ...	.....	561 12 7	131 19 8	.....	
Adelong Streets	„	.....		1874 ...	„ ...	.....	449 16 0	149 16 0	.....	
Fitzroy Iron Mines to Bowral	„	.....		1871 ...	„ ...	.....	807 0 0	82 0 0	.....	
Vandeville to Burragorang Mount	„	.....		1874 ...	„ ...	.....	92 0 0	29 1 0	.....	
Balranald to Euston	„	.....		1875 ...	„ ...	.....	316 11 3	316 11 3	.....	
Bathurst to Sofala	„	.....		1871 ...	„ ...	.....	4,984 14 4	1,339 12 8	.....	
Deniliquin to Moama	„	.....		1868 ...	„ ...	.....	4,607 8 9	2,546 2 9	.....	
Merimbula to Jellat Jellat	„	.....		1874 ...	„ ...	.....	408 3 8	179 2 3	.....	
Braidwood to Molonglo	„	.....		„ ...	„ ...	.....	378 0 0	189 0 0	.....	
Tarcutta to Wagga Wagga	„	.....		1864 ...	„ ...	.....	6,274 9 6	524 15 6	.....	
Wagga Wagga to Narandera	„	.....		1868 ...	„ ...	.....	3,579 10 9	868 14 0	.....	
West Road at Burwood to Main South Road... ...	„	.....		1874 ...	„ ...	.....	358 8 0	258 8 0	.....	
Road from Abattoirs to Parramatta Road	„	.....		„ ...	„ ...	.....	1,792 0 9	1,775 1 9	.....	
Cathcart to Merimbula	„	.....		1867 ...	„ ...	.....	6,872 0 0	6 1 1	.....	
Bridge over Namoi River and Approaches	Construction ...	23,159 19 6	Loans	1868 ...	„ ...	.....	24,092 8 0	932 15 4	.....	
„ Hunter at Elderslie	„	112 19 0		1875 ...	„ ...	.....	19 10 0	19 10 0	.....	
„ Chambyne Creek and Henry River ...	„	1,800 0 0		„ ...	„ ...	.....	52 10 0	52 10 0	.....	
Canowindra Bridge	„	1,800 0 0		1873 ...	„ ...	.....	1,670 8 8	681 12 6	.....	
Bridge over Bluff River...	„	700 0 0		1875 ...	„ ...	.....	250 0 0	250 0 0	.....	
„ Chandler's and Wollombi Rivers ...	„	1,500 0 0		„ ...	„ ...	.....	35 18 0	35 18 0	.....	
„ Commissioners' Crossing...	„	1,251 0 0	Consolidated Revenue	„ ...	„ ...	.....	8 6 8	8 6 8	.....	
„ Salisbury River	„	500 0 0		„ ...	„ ...	.....	4 3 4	4 3 4	.....	
„ Karouali River	„	2,478 16 0		„ ...	„ ...	.....	46 16 0	46 16 0	.....	
„ Crookwell River	„	350 0 0		„ ...	„ ...	.....	200 0 0	200 0 0	.....	
„ Bungendore Creek	„	500 0 0		„ ...	Finished...	422 2 6	.....	300 0 0	.....	
„ Bunburry Curran	„	150 0 0		„ ...	Unfinished	.....	150 0 0	150 0 0	.....	
„ Bega River	„	3,000 0 0		„ ...	„ ...	.....	20 18 0	20 18 0	.....	
„ Frog's Hollow	„	400 0 0	Loans ...	„ ...	„ ...	.....	4 3 4	4 3 4	.....	
„ Wolumla Creek	„	1,000 0 0	Consolidated Revenue	„ ...	„ ...	.....	4 3 4	4 3 4	.....	
Bridge on Road, Muswellbrook to Merriwa, Cassilis, and Coolah.	„	526 5 6		„ ...	„ ...	.....	255 7 9	255 7 9	.....	
Bridge at Deep Creek, Nambucca, to Bellinger ...	„	239 0 0		„ ...	Finished...	239 0 0	.....	239 0 0	.....	
„ White's Falls	„	1,200 0 0		„ ...	Unfinished	.....	27 16 8	27 16 8	.....	

No. 149 (*continued*)—RETURN of PUBLIC WORKS—*continued*.

Work, and where situated.	Whether Constructing or under Repair.	Estimated Expense.	Fund from which the expense is defrayed.	When Commenced.	Whether Finished or Unfinished.	If Finished, actual amount of Expenditure.	If Unfinished, amount of Expenditure to 31st December, 1875.	Amount expended in 1875.	Amount expended for Furniture in 1875.	Remarks.
		£				£ s. d.	£ s. d.	£ s. d.	£ s. d.	
Bridge at Menangle	Construction ...	613 0 0		1874 ...	Finished...	1,219 6 7	.....	1,200 0 0	.....	
Bridges and Culverts, Tenterfield to Maryland ...	„	1,200 0 0		1875 ...	Unfinished	.....	138 9 10	138 9 10	.....	
Bridge Luskintyre and Approaches	„	1,000 0 0		1873 ...	„ ...	.....	1,127 11 2	139 12 6	.....	
„ at Bombala	„	1,400 0 0		„ ...	„ ...	.....	526 10 0	75 0 0	.....	
„ Inveralochy	„	1,200 0 0		1872 ...	„ ...	.....	1,600 0 0	1,375 13 4	.....	
„ Ironbark Creek	„	700 0 0		1873 ...	Finished...	1,186 8 7	.....	518 0 0	.....	
„ Molonglo River	„	2,000 0 0		„ ...	Unfinished	.....	2,000 0 0	1,427 14 1	.....	
„ Saumarez Village	„	500 0 0		„ ...	„ ...	.....	500 0 0	411 10 6	.....	
„ over Shea's Creek	„	.....		1875 ...	„ ...	.....	100 0 0	100 0 0	.....	
„ Broadwater at Moree	„	.....		1873 ...	„ ...	.....	425 2 0	298 0 0	.....	
„ at Brunga Creek, near Hay	„	700 0 0		„ ...	„ ...	.....	1,196 9 3	215 3 10	.....	£496 9s. 3d., Hay to Deniliquin.
„ Beardie Creek...	„	500 0 0		„ ...	Finished...	1,096 0 3	.....	228 8 9	.....	
„ Doctor's Creek, near Narrabri	„	450 0 0	Consolidated	1874 ...	Unfinished	.....	450 0 0	303 11 8	.....	
„ Slasher's Flat	„	2,000 0 0		„ ...	„ ...	.....	2,567 10 11	2,549 2 0	.....	Part paid from Sup. Estimate, 1874.
„ Warren River	„	1,662 10 4	Revenue	„ ...	„ ...	.....	1,402 18 2	1,402 18 2	.....	
„ over Billabong at Conargo	„	789 0 0		„ ...	„ ...	.....	700 0 0	700 0 0	.....	
„ Bong Bong River	„	400 0 0		„ ...	„ ...	.....	640 6 3	400 0 0	.....	£240 6s. 3d. paid from Vote—Approaches to Railway Stations.
„ Davey's Creek	„	350 0 0		„ ...	Finished...	353 6 8	.....	49 3 0	.....	£5 paid from Vote—Repairs to Bridges.
„ Victoria River, West Maitland	„	1,497 0 0		„ ...	„ ...	1,536 7 4	.....	1,472 17 8	.....	
„ Baker's Creek	„	200 0 0		„ ...	Unfinished	.....	151 19 4	151 19 4	.....	
„ at Tallywalka, near Menindie	„	600 0 0		„ ...	„ ...	.....	47 7 0	42 19 4	.....	
„ over Tallamullin Creek	„	800 0 0		„ ...	„ ...	.....	818 5 8	350 0 0	.....	£18 5s. 8d. paid from Vote—Willow Tree to Narrabri.
„ Emigrant Creek	„	.....		„ ...	„ ...	.....	834 11 10	834 11 10	.....	
„ Paramanoo Creek	„	.....		„ ...	„ ...	.....	798 5 9	585 14 5	.....	
„ Payne's Crossing	„	1,200 0 0		„ ...	„ ...	.....	1,148 2 2	1,056 12 2	.....	
„ Billabong, at Joonambil	„	550 0 0		„ ...	„ ...	.....	316 13 4	16 13 4	.....	
„ Marengo Creek	„	367 5 6		„ ...	Finished...	388 1 9	.....	250 0 0	.....	
„ between Ten-mile Creek and Wagga Wagga...	„	650 0 0	Loans ...	1872 ...	Unfinished	.....	630 1 8	10 0 0	.....	
„ over Canonbar River	„	1,000 0 0	Con. Rev	„ ...	„ ...	.....	1,076 11 4	76 11 4	.....	
„ Talbragar, at Collorali	„	500 0 0		„ ...	„ ...	.....	833 1 7	433 1 7	.....	
„ Warri, at Shoalhaven	„	5,000 0 0	Loans	„ ...	„ ...	.....	5,578 0 8	884 15 4	.....	Part paid from Sup. Estimates, 1874.
„ Casino River	„	5,000 0 0		„ ...	„ ...	.....	8,430 0 8	3,220 14 10	.....	
„ Dungowan Creek	„	1,100 0 0	Consolidated Revenue.	1873 ...	„ ...	.....	1,395 2 3	595 2 3	.....	
„ Bryant's Creek, Wollombi	„	700 0 0		1875 ...	„ ...	.....	778 11 8	778 11 8	.....	
„ over Cockburn Creek	„	800 0 0		1873 ...	„ ...	.....	739 9 3	383 17 2	.....	
„ Yarrowford River	„	1,800 0 0		„ ...	„ ...	.....	1,886 4 1	1,758 6 8	.....	
„ and Approaches at Hay...	„	19,000 0 0	Loans ...	1868 ...	„ ...	.....	20,369 10 11	1,212 14 6	.....	
„ „ at Urana	„	12,547 0 0		1869 ...	„ ...	.....	12,794 8 9	271 11 4	.....	
„ over Wollondilly River...	„	1,800 0 0	Consolidated Revenue	1873 ...	Finished...	1,926 18 7	.....	126 18 7	.....	
„ Mann River	„	1,800 0 0		„ ...	Unfinished	.....	961 8 11	500 4 1	.....	
„ at Adelong	„	1,130 0 0		„ ...	„ ...	.....	1,033 2 2	350 0 0	.....	
„ over Barwon River	„	4,835 0 0	Loans ...	„ ...	„ ...	.....	103 15 8	98 15 8	.....	
„ at Mullendere-lane	„	400 0 0	Con. Rev	1874 ...	Finished...	400 0 0	.....	324 5 0	.....	
„ over Currajong at Bushman's	„	300 0 0		„ ...	„ ...	300 0 0	.....	287 0 0	.....	

Bridge between Aaron's Pass and Cudgegong Corner...	Construction ...	400 0 0	Consolidated Revenue	1875 ...	Unfinished	.....	400 0 0	400 0 0	.....	
„ over Cudgegong at Mudgee	„	3,500 0 0		1874 ...	„ ...	.....	890 3 4	777 5 10	.....	
„ Back Creek...	„	300 0 0		„ ...	„ ...	.....	300 0 0	95 10 0	.....	
„ Mogenderra River	„	500 0 0		„ ...	Finished...	500 0 0	.....	219 13 4	.....	
„ Sweatman's Creek	„	230 0 0		„ ...	„ ...	233 5 3	.....	191 15 0	.....	£5 3s. 5d. paid from Contingent Vote.
„ Davey's Creek	„	350 0 0		„ ...	„ ...	353 6 8	.....	49 3 0	.....	
„ Moruya Creek	„	6,000 0 0	Loans ...	„ ...	Unfinished	.....	3,446 10 9	3,405 15 9	.....	
„ Hawkesbury River, at Windsor	„	1,100 0 0		1871 ...	Finished...	11,526 4 6	.....	634 7 1	.....	
„ Dingo Creek	„	1,000 0 0	Consolidated Revenue	1873 ...	Unfinished	.....	1,292 4 4	289 18 9	.....	£196 12s. 4d. from Contingent Vote. £69 Flood Vote. £24 6s. 5d. Vote 1874.
Bridges over Parramatta River...	„	50,000 0 0	Loans ...	„ ...	„ ...	.....	362 6 9	90 3 3	.....	
Rebuilding Long Cove Bridge	„	2,000 0 0	Consolidated Revenue	„ ...	„ ...	.....	3,249 8 4	849 8 4	.....	
Embankment, Adam-street, Wentworth	„	1,500 0 0		„ ...	„ ...	.....	1,488 0 0	12 0 0	.....	
Sheahan Punt	„	300 0 0		1874 ...	„ ...	.....	5 10 0	5 10 0	.....	
Stone Crossing at Jerriwa	„	127 0 0		1873 ...	Finished...	127 0 0	.....	98 17 5	.....	
Ferry at Tom Ugly's Point	Repairs and partial construction.	.....		1875 ...	Unfinished	.....	15 0 0	15 0 0	.....	
Bega to Tathra	„	.....		1873 ...	„ ...	.....	602 0 0	500 0 0	.....	
Tolls, Wiseman's Ferry	„	.....		1875 ...	„ ...	.....	.....	178 2 0	.....	
Queanbeyan to Gunning...	„	.....		1874 ...	„ ...	.....	1,324 18 6	724 18 6	.....	
Yass to Woolgarlo	„	.....		1875 ...	„ ...	.....	27 0 0	27 0 0	.....	
Repairs, Nelson's Plains Punt	„	.....		„ ...	„ ...	.....	70 0 0	70 0 0	.....	
Cooma to Braidwood *vid* Count-a-guinea	„	.....		„ ...	„ ...	.....	200 0 0	200 0 0	.....	
Adelong to Great South Road	„	.....		„ ...	„ ...	.....	48 0 0	48 0 0	.....	
Tumut Streets	„	.....		„ ...	„ ...	.....	24 0 0	24 0 0	.....	
Berrima to Railway Station, Sutton Forest	„	.....		„ ...	„ ...	.....	59 19 6	59 19 6	.....	
									.....	
						£	25,333 15 9	2,015,982 8 2	288,806 10 0	.....
Minor Roads—Issued to Trustees for various works from the Vote of £6,000 for Minor Roads, unclassified	.....	.....	.....	.....	.....		.....	.....	4,476 0 0	.....
Subordinate Roads under Trustees—Amount issued for Expenditure—										
Northern Roads...	.....	.....	.....	.....	.....		.....	.....	19,353 0 0	.....
Western Roads	.....	.....	.....	.....	.....		.....	.....	11,724 0 0	.....
Southern Roads...	.....	.....	.....	.....	.....		.....	.....	14,487 0 0	.....
							.....	.....	45,564 0 0	.....

No. 149 (*continued*)—RETURN of Public Works—*continued*.

Work, and where situated.	Whether Constructing or under Repair.	Estimated Expense.	Fund from which the Expense is defrayed.	When Commenced.	Whether Finished or Unfinished.	If Finished, actual amount of Expenditure.	If Unfinished, amount of Expenditure to 31 December, 1875.	Amount expended in 1875.	Amount expended for Furniture in 1875.	Remarks.
HARBOURS AND RIVERS.		£				£ s. d.	£ s. d.	£ s. d.	£ s. d.	
DREDGE SERVICE.										
Excavation of Silt by Dredges	Progressing	.....	Consolidated Revenue	1874	Finished	37,823 16 9	.....	6,461 18 3	.....	Annual service.
"	"	.....		1875	Unfinished	.....	[a] 44,116 1 8	44,116 1 8	.....	[a] £96 4s. 4d. paid on account of 1873.
Additional Punts, Dredge "Fitzroy"	Constructing	.....		1872	"	.....	[b] 6,593 15 3	6,508 5 5	.....	[b] £23 8s. paid from Sundry Deposits Account—Trust Funds.
" "Vulcan"	"	.....		"	"	.....	8,096 5 11	[c] 7,829 8 1	.....	[c] £428 19s. 5d. paid from Sundry Deposits Account—Trust Funds.
New Tug for Dredge "Fitzroy"	"	.....		1873	Finished	3,905 13 9	.....	1,957 13 9	.....	[d] An additional sum of £142 5s. was paid from dredge night vote for 1874.
" "Vulcan"	"	.....		1874	"	[d] 4,000 0 0	.....	2,113 12 0	.....	
Special Services Steamer "Thetis"	Progressing	.....		"	"	46 10 6	.....	22 10 0	.....	
" "	"	.....		1875	Unfinished	.....	179 11 2	179 11 2	.....	
Additional Punts, Dredge "Hercules"	Constructing	.....		1874	"	.....	1,928 14 1	1,608 1 9	.....	
Landing Silt and forming Ground, Sydney Harbour	Progressing	.....		"	Finished	3,288 1 11	.....	1,103 14 1	.....	
" "	"	.....		1875	Unfinished	.....	2,087 12 0	2,087 12 0	.....	
SYDNEY.										
Iron Wharf, Darling Harbour	Constructing	50,000	Loans	1869	"	.....	49,870 6 3	2,934 9 0	.....	
Reclamation of Blackwattle Bay	Progressing	.....		1870	"	.....	35,003 14 2	17,212 7 0	.....	
Sewer and Silt Pit, Darling Harbour	"	.....	Con. Rev	1874	"	.....	10,842 0 8	[e] 8,403 7 2	.....	[e] Work being carried out by Sydney Corporation.
Sea Wall, Botanical Gardens	Constructing	.....		1867	"	.....	4,587 15 10	100 0 0	.....	
Small Dredge and Punts	"	.....	Loans	1875	"	.....	24 0 0	24 0 0	.....	
Forming and Metalling Ground, Cowper Wharf	.....	.....	Consolidated Revenue	"	Finished	4,300 0 0	.....	4,300 0 0	.....	
Continuation and Formation, Macquarie-street	.....	.....		"	Unfinished	.....	688 0 0	688 0 0	.....	
Overflow-pipes and Dwarf Wall, Botanic Gardens	Constructing	.....		"	"	.....	90 14 1	90 14 1	.....	
NEWCASTLE AND HUNTER RIVER DISTRICT.										
Extension of Wharf Accommodation, Newcastle	"	.....	Loans	1858	"	.....	[f] 41,474 13 1	6,363 5 7	.....	[f] £4,000 of this amount represents a transfer to the vote for Coal Staiths.
Wharf and Coal Basin	"	.....		1874	"	.....	18,713 10 1	14,785 12 7	.....	
Coal Staiths and purchase of Land including sidings	"	.....		1866	"	.....	35,057 2 10	352 9 5	.....	
New Dredge for Newcastle	"	.....		1871	Finished	51,447 0 6	.....	[g] 17,123 10 1	.....	[g] £3,446 14s. 6d. of this amount is on account of punts paid from Sundry Deposits Account.
Southern Breakwater, Newcastle	"	.....		1866	Unfinished	.....	27,470 0 11	6,769 18 4	.....	
Wharf, Bullock Island	"	.....		1871	"	.....	1,337 8 6	425 3 10	.....	
Blasting and removing Rock, Newcastle Wharf	.....	1,000		"	"	.....	996 0 11	138 10 8	.....	
Additional Cranes, Newcastle	Constructing	9,000		1874	"	.....	8,048 10 4	7,267 5 4	.....	
Boat Harbour, Newcastle	"	.....	Consolidated Revenue	"	"	.....	1,100 0 0	100 0 0	.....	
Lighting Lamps, Newcastle Wharf	.....	.....		1875	"	.....	116 5 0	116 5 0	.....	Annual service.
Boat-shed, Newcastle	Constructing	.....		1874	"	.....	327 5 11	139 2 8	.....	
Appliances for Discharging Ballast	"	.....		"	Finished	3,000 0 0	.....	2,478 1 2	.....	
Wharf and Coal Shoots, Morpeth	"	.....	Loans	1865	Unfinished	.....	4,342 10 9	47 17 9	.....	
Grassing Sandhills, Newcastle	Progressing	.....	Con. Rev	1874	"	.....	169 17 6	149 18 6	.....	
Wharf, Cranes, Hydraulic Engine-house, and apparatus.	Constructing	.....	Loans	1875	"	.....	3,107 2 5	3,107 2 5	.....	

STEAM PUNT AT HINTON	Constructing ...	.....	Consolidated Revenue	1875 ...	Unfinished	.....	1,500 0 0	1,500 0 0	.....	
WOLLONGONG.										
Coal Shoots and Railway	„ ...	.....		1873 ...	„ ...	.....	1,696 10 3	1,187 9 3	.....	
Repairs to Road, Belmore Basin	.....	.....		1874 ...	„ ...	.....	218 5 2	115 5 2	.....	
KIAMA.										
Improvements to Harbour	Progressing ...	.....	Loans	1861 ...	„ ...	.....	63,874 4 9	6,086 7 4	.....	
CLARENCE RIVER.										
North Breakwater	„ ...	.....		1868 ...	„ ...	.....	14,939 6 1	5,868 19 0	.....	
Dredge, Tug, and Punts	„ ...	.....		1872 ...	„ ...	.....	4,011 11 8	3,860 0 0	.....	
RICHMOND RIVER.										
Clearing obstructions from river	.....	.....	Con. Rev. ...	1874 ...	„ ...	.....	[a]851 14 5	553 7 8	.....	[a] £150 of this amount was transferred to Trustees to remove obstructions at Casino.
MORUYA RIVER.										
Northern Breakwater	Constructing ...	.....	Loans ...	1873 ...	„ ...	.....	5,045 3 0	2,356 12 7	.....	
Improving Navigation of Murray, Murrumbidgee, and Darling Rivers	Progressing ...	.....	Loans & Rev.	1866 ...	„ ...	.....	100,693 17 4	5,538 18 5	.....	The work this year has been confined to the Darling and Murrumbidgee Rivers.
FITZROY DOCK, Cockatoo Island	Constructing and in use.	.....	„ ...	1848 ...	In use since Dec., 1857	.....	33,590 5 3	.....	.....	
Elongation of Dock and other works in connection with docking establishment	.....	.....	Loans ...	1873 ...	Unfinished	.....	4,299 11 6	2,095 4 5	.....	
Fitzroy Dock Salaries to 1870	.....	.....		.....	Finished...	43,430 15 6	.....	.....	.....	
„ „ 1875	.....	.....		1875 ...	„ ...	647 10 0	.....	647 10 0	.....	
Workshops and other buildings	.....	.....		.....	Unfinished	.....	8,518 8 10	.....	.....	
Docking Vessels and other contingent expenses ...	Progressing ...	.....		1874 ...	„ ...	.....	3,020 3 9	941 2 2	.....	
„ „ „	„ ...	.....		1875 ...	„ ...	.....	2,315 4 2	2,315 4 2	.....	
Machinery	Nearly all erected and in use ...	.....	Consolidated Revenue	.....	.....	.....	11,083 11 8	.....	.....	
MISCELLANEOUS.										
Harbour Surveys	Progressing ...	.....		1874 ...	Finished...	687 0 3	.....	186 11 5	.....	
„	„	.....		1875 ...	Unfinished	.....	991 16 8	991 16 8	.....	
Incidental Expenses to Wharf, &c....	Repairs, &c. ...	.....		1873 ...	„ ...	.....	9,115 5 7	1,657 6 4	.....	
„ „ „	„ ...	.....		1874 ...	„ ...	.....	11,886 10 10	5,334 17 2	.....	
„ „ „	„ ...	.....		1875 ...	„ ...	.....	[b]12,600 7 6	12,600 7 6	.....	[b] Annual Service.
Trial Bay, Harbour of Refuge	Constructing ...	.....	Loans ...	1874 ...	„ ...	.....	[c]464 10 1	.....	.....	[c] For purchase of Plant.
New Steam Launch (for Treasury)...	„ ...	.....	Consolidated Revenue	„ ...	„ ...	.....	264 0 9	264 0 9	.....	
Public Wharf, Botany	„ ...	850		1875 ...	Finished...	850 0 0	.....	850 0 0	.....	
„ Nelligen	„ ...	.....		„ ...	Unfinished	.....	4 0 0	4 0 0	.....	
Raising Liverpool Dam	.....	.....		1873 ...	Finished...	1,000 0 0	.....	853 10 9	.....	
					£	154,426 9 2	597,353 8 7	222,913 19 6	.....	

No. 149 (*continued*)—RETURN of PUBLIC WORKS—*continued*.

Work, and where situated.	Whether Constructing or under Repair.	Estimated Expense.	Fund from which the Expense is defrayed.	When Commenced.	Whether Finished or Unfinished.	If Finished, actual amount of Expenditure.	If Unfinished, amount of Expenditure to 31 December, 1875.	Amount expended in 1875.	Amount expended for Furniture in 1875.	Remarks.
PUBLIC BUILDINGS, &c.		£				£ s. d.	£ s. d.	£ s. d.	£ s. d.	
SYDNEY—										
Government House	Repairs			1875	Finished...	1,041 7 6		1,041 7 6	445 18 2	
" "	Gas-lighting			"	"	318 6 0		318 6 0		
Government Stables	Repairs&alterations			"	"	416 0 5		416 0 5		
" "	Gas-lighting			"	"	8 1 3		8 1 3		
Government Domain—Inner	Repairing Gates and Railing.			"	"	103 15 6		103 15 6		
" "	Gas-pillars			"	"	120 2 0		120 2 0		
" Lodge	Repairs			"	"	9 8 8		9 8 8		
" Outer	Gas-lighting			"	"	218 12 3		218 12 3		
" Gates, &c.	Repairs			"	"	3 13 1		3 13 1		
Botanical Gardens	"			"	Finished...	152 7 11		152 7 11		
" New Plant-house	Erecting	1,320		"	Unfinished		270 0 0	270 0 0		
" Director's Residence	Repairs			"	Finished...	114 5 10		114 5 10	64 9 6	
Hyde Park	Gas-lighting			"	"	288 5 0		288 5 0		
" Fountain	Repairs			"	"	1 18 5		1 18 5		
Colonial Secretary's Office	"			"	"	158 10 8		158 10 8	67 18 8	
Colonial Treasury	"			"	"	121 14 7		121 14 7	42 15 6	
Auditor General's Office	"			"	"	41 3 10		41 3 10	49 14 2	
Stamp Office	"			"	"	0 14 0		0 14 0		
Government Printing Office	Additions to Closets	265	Consolidated Revenue	1874	"	372 10 6		172 10 6	8 6 0	
" "	Repairs&alterations			1875	"	360 14 11		360 14 11		
Office of Minister for Lands	Additions	800		"	"	785 0 0		785 0 0	172 5 6	
" "	Repairs			"	"	356 8 3		356 8 3		
Crown Lands Occupation Office	"			"	"	8 2 9		8 2 9	3 14 0	
Surveyor General's Office	Repairs, &c.			"	"	509 0 10		509 0 10	434 1 11	
Office of Inspector of Stock	Repairs			"	"	14 13 6		14 13 6	4 9 6	
Office of Inspector of Brands				"	"				32 6 0	
Office of Minister for Justice	Repairs			"	"	8 8 11		8 8 11	10 17 6	
Crown Law Offices	Additions	2141		"	Unfinished		1,100 0 0	1,100 0 0	17 14 1	
"	Repairs			"	Finished...	74 16 5		74 16 5		
Office of Clerk of Peace	"			"	"	10 0 0		10 0 0	31 17 0	
Office of Minister for Mines	Repairs&alterations			"	"	278 4 6		278 4 6	244 9 3	
Office of Mining Board				"	"				39 2 0	
Public Works Office	Repairs&alterations			"	"	332 17 3		332 17 3	233 11 3	
Office of Engineer-in-Chief for Railways	Repairs			"	"	1 10 6		1 10 6	38 18 7	
Office of Engineer-in-Chief for Roads	"			"	"	3 2 3		3 2 3	36 2 0	
Office of Engineer-in-Chief for Harbours and Rivers	"			"	"	19 9 9		19 9 9	156 0 3	
Colonial Architect's Office	Additions	900		1874	"	1,399 17 4		899 17 4	148 5 2	
" "	Repairs			1875	"	248 0 0		248 0 0		
New Public Works Office	Erecting	60,000	Loans	1874	Unfinished		15,664 14 8	12,518 18 0		
New Post Office	"	36,000		1865	Finished..	91,118 14 4		5,199 17 8		
"	Fittings&Furniture	5,000		1874	"				2,053 5 10	
"	Safes	1,000		"	"				72 0 6	
Electric Telegraph Office			Consolidated Revenue	1875	"				41 10 4	
Public Free Library	Repairs			"	"	140 5 2		140 5 2		
Philadelphia Exhibition	Cases for Minerals			"	"				157 2 0	
Office of Philadelphia Exhibition				"	"				75 5 0	
Macquarie-street	Wall and Railing				"	626 11 0		626 11 0		

Parliamentary Buildings	Repairs & alterations ...		Consolidated Revenue	1875	...	Finished	735 11 11	...	735 11 11	119 12 10
„	Gas-lighting			„	...	„	70 0 0	...	70 0 0	...
„	Watering approaches ...			„	...	„	18 14 2	...	18 14 2	...
Mint	Repairs, alterations, and additions ...			„	...	„	6,145 1 1	...	6,145 1 1	...
Benevolent Asylum, Hyde Park	Repairs & alterations ...			„	...	„	426 14 7	...	426 14 7	32 17 5
Coroner's Office	Repairs			„	...	„	5 9 10	...	5 9 10	...
Registrar General's Office	Additions	2,500 0 0		„	...	Unfinished	...	2,400 0 0	2,400 0 0	23 4 6
„	Repairs	...		„	...	Finished	124 3 8	...	124 3 8	...
Australian Museum	„	...		„	...	„	203 8 9	...	203 8 9	...
Office of Comptroller General of Prisons	„	...		„	...	„	0 9 0	...	0 9 0	3 5 0
Office of Defence Commission	...	...		...	...	...	...	...	...	9 0 0
Office of Sewage and Health Commission	...	...		...	...	...	...	...	...	2 15 0
Office of Chief Inspector of Distilleries	Repairs	...		„	...	„	8 14 3	...	8 14 3	4 16 6
Custom House	„	...		„	...	„	117 8 7	...	117 8 7	93 6 0
Office of Marine Board	„	...		„	...	„	21 4 6	...	21 4 6	20 10 0
Circular Quay—Closets and Urinals	Repairs, alterations, &c.	...		„	...	„	160 5 11	...	160 5 11	...
Landing Waiters' Office	Repairs	...		„	...	„	24 0 0	...	24 0 0	45 15 0
Colonial Stores	„	...		„	...	„	22 0 6	...	22 0 6	24 5 0
Residence, Dawes' Battery	„	...		„	...	„	38 15 0	...	38 15 0	...
Observatory	Repairs, &c. ...	...		„	...	„	297 1 6	...	297 1 6	8 5 6
Signal Station, Fort Phillip	Repairs	...		„	...	„	29 12 9	...	29 12 9	...
Public Reserve, Flagstaff Hill	Wall and railing ...	1,113 0 0		„	...	Unfinished	...	1,520 12 5	1,520 12 5	...
Sydney University	Paving Hall ...	3,030 0 0		„	...	Finished	3,030 0 0	...	3,030 0 0	...
Telegraph and Post Office, Parramatta-street ...	Repairs	...		„	...	„	39 1 8	...	39 1 8	...
„ William-street ...	...	...		...	...	...	...	...	...	5 10 0
„ Oxford-street ...	...	...		...	...	...	...	...	...	4 2 6
School of Industry, Darlinghurst	Alterations ...	...		„	...	„	6 0 0	...	6 0 0	...
Lunatic Receiving House, Darlinghurst	Repairs	...		„	...	„	229 13 3	...	229 13 3	7 7 0
Cowper Wharf, Woolloomooloo	Gas-lamps	...		„	...	„	19 0 0	...	19 0 0	...
Mortuary Station, Redfern	Repairs	...		„	...	„	5 0 0	...	5 0 0	...
Supreme Court House	Repairs, alterations, and additions.	...		„	...	„	650 19 5	...	650 19 5	101 4 2
Insolvency Court	...	...		„	...	„	...	...	...	2 10 0
Sheriff's Office	Repairs	...		„	...	„	5 5 0	...	5 5 0	54 5 3
District Court	„	...		„	...	„	34 16 0	...	34 16 0	6 0 0
Court House, Darlinghurst	„	...		„	...	„	182 15 3	...	182 15 3	2 8 0
Central Police Office	Repairs, &c. ...	...		„	...	„	367 9 6	...	367 9 6	4 7 6
Water Police Office	Additions	1,200 0 0		„	...	Unfinished	...	650 0 0	650 0 0	10 0 0
„	Repairs	...		„	...	Finished	85 17 0	...	85 17 0	...
Office of Inspector General of Police	„	...		„	...	„	0 16 6	...	0 16 6	...
Police Depôt, Carter's Barracks	„	...		„	...	„	139 11 10	...	139 11 10	...
Residence of Inspector General of Police	„	900 0 0		„	...	„	895 15 9	...	895 15 9	...
„	Fencing	...		„	...	„	18 12 11	...	18 12 11	...
Watch-house, George-street South	Repairs	...		„	...	„	72 15 9	...	72 15 9	...
„ Darlinghurst	„	...		„	...	„	90 13 0	...	90 13 0	...
„ Cumberland-street	„	...		„	...	„	20 13 3	...	20 13 3	...
Gaol, Darlinghurst	Additions, alterations, and repairs.	...		„	...	„	1,754 1 4	...	1,754 1 4	13 10 0
Victoria Barracks	Repairs, &c. ...	...		„	...	„	1,077 13 8	...	1,077 13 8	27 8 0
„	Sweeping chimneys, lighting lamps, &c.	...		„	...	„	22 18 6	...	22 18 6	...
Marker's Residence, Rifle Butts	Repairs	...		„	...	„	22 8 0	...	22 8 0	...
Artillery Barracks	Repairs, &c. ...	...		„	...	„	806 16 8	...	806 16 8	27 18 6

No. 149 (*continued*)—RETURN of Public Works—*continued*.

Work, and where situated.	Whether Constructing or under Repair.	Estimated Expense.	Fund from which the Expense is defrayed.	When Commenced.	Whether Finished or Unfinished.	If Finished, actual amount of Expenditure.	If Unfinished, amount of Expenditure to 31 December, 1875.	Amount expended in 1875.	Amount expended for Furniture in 1875.	Remarks.
PUBLIC BUILDINGS, &c.—*continued*.		£				£ s. d.	£ s. d.	£ s. d.	£ s. d.	
SYDNEY—*continued*.										
Commodore's Residence	Repairs	.....	Consolidated Revenue	1875	Finished	16 0 9	.....	16 0 9	245 2 7	
Commissariat Stores	„	.....		„	„	21 16 0	.....	21 16 0	.....	
Naval Depôt	Repairs & alterations	1,500		1874	„	2,611 0 0	.....	1,801 0 0	15 8 0	
„	Repairs	.....		1875	„	209 4 7	.....	209 4 7	.....	
Military Stores	Erecting Shed	1,000		„	„	1,224 16 3	.....	1,224 16 3	.....	
„	Repairs	.....		„	„	116 19 0	.....	116 19 0	.....	
Fort Macquarie	„	.....		„	„	167 15 7	.....	167 15 7	.....	
Governor's Guard-house	„	.....		„	„	14 7 9	.....	14 7 9	.....	
„ „	Gas-lighting	.....		„	„	2 19 2	.....	2 19 2	.....	
Main Guard-house	„	.....		„	„	1 4 0	.....	1 4 0	.....	
Sydney Streets	Lighting lamps	.....		„	„	442 10 0	.....	442 10 0	.....	
„	Paving footpaths	.....		„	„	63 14 6	.....	63 14 6	.....	
Coffins for Paupers	Coffins and burials	.....		„	„	126 3 6	.....	126 3 6	.....	
PORT JACKSON.										
Harbour Defences generally	Lamps, &c.	.....		„	„	318 4 2	.....	318 4 2	.....	
Fort Denison	Repairs	.....		„	„	72 16 6	.....	72 16 6	.....	
PADDINGTON.										
Post and Telegraph Office	.....	.....		„	„	.....	.....	.....	4 18 0	
WOOLLAHRA.										
Watch-house	Repairs	.....		„	„	4 10 0	.....	4 10 0	.....	
SOUTH HEAD.										
Macquarie Light-house	New signal-mast	.....		„	„	354 0 0	.....	354 0 0	0 12 6	
„ „	Repairs	.....		„	„	313 15 1	.....	313 15 1	.....	
Signal Station	„	.....		„	„	76 18 10	.....	76 18 10	11 5 0	
INNER SOUTH HEAD.										
Hornby Light-house	„	.....		„	„	69 9 9	.....	69 9 9	.....	
Fortifications	Fencing	.....		„	„	18 10 0	.....	18 10 0	.....	
GLEBE ISLAND.										
Abattoir	Tank repairs, &c.	.....		1874	„	733 6 8	.....	501 2 8	.....	
GOAT ISLAND.										
Gunpowder Magazine	Repairs	.....		1875	„	196 11 6	.....	196 11 6	.....	
NORTH SHORE.										
Watch-house	„	.....		„	„	71 13 8	.....	71 13 8	.....	
Military Road	Fencing	.....	Loans	„	„	62 4 0	.....	62 4 0	.....	
„	Purchase of land	.....		„	„	100 0 0	.....	100 0 0	.....	
SPRING COVE.										
Quarantine Station	Erecting new buildings.	4,000		1874	„	4,004 4 4	.....	2,904 4 4	.....	
COCKATOO ISLAND.										
Reformatory, Biloela	Repairs	.....		1875	„	418 12 8	.....	418 12 8	6 13 6	
SPECTACLE ISLAND.										
Gunpowder Magazine	„	.....	Consolidated Revenue	„	„	27 11 2	.....	27 11 2	0 13 0	
RYDE.										
Court-house	.....	.....		„	„	.....	.....	.....	0 10 0	
GLADESVILLE.										
Hospital for Insane	Additions	9,051		1873	„	8,397 0 0	.....	2,272 0 0	303 3 10	
„ „	Master's quarters	550		1874	„	1,018 0 0	.....	218 0 0	.....	
„ „	Additions, alterations, & general reprs.	.....		1875	„	3,117 14 11	.....	3,117 14 11	.....	

GLADESVILLE—*continued.*											
Hospital for Insane	New cottages, &c....	3,571		1875	Unfinished	.....	1,710 0 0	1,710 0 0	.....		
BOTANY.											
Custom's Station	Repairs	.....		„ ...	Finished...	12 14 0	.....	12 14 0	.....		
NEWTOWN.											
Watch House...	„	.....		„ ...	„ ...	1 5 8	.....	1 5 8	.....		
PETERSHAM.											
Post and Telegraph Office	.....	.....		„ ...	„ ...	.....	.....	.....	28 0 0		
ASHFIELD.											
Post and Telegraph Office	Carpenters and laborers.	.....		„ ...	„ ...	82 9 6	.....	82 9 6	.....		
BURWOOD.											
Post and Telegraph Office	Alterations ...	.....		„ ...	„ ...	166 3 1	.....	166 3 1	12 13 6		
LONGBOTTOM.											
Police Station...	Repairs	.....		„ ...	„ ...	4 0 0	.....	4 0 0	.....		
HASLEM'S CREEK.											
Post and Telegraph Office	Additions	.....		„ ...	„ ...	50 12 9	.....	50 12 9	20 9 0		
PARRAMATTA.											
Benevolent Asylum	Repairs	.....		„ ...	„ ...	37 14 6	.....	37 14 6	.....		
Invalid Depôt	„	.....		„ ...	„ ...	20 0 0	.....	20 0 0	.....		
„	Care of building ...	.....		„ ...	„ ...	28 13 9	.....	28 13 9	.....		
Protestant Orphan School	Repairs	.....		„ ...	„ ...	115 18 11	.....	115 18 11	43 12 0		
Roman Catholic Orphan School	Additions & repairs	.....		„ ...	„ ...	758 1 1	.....	758 1 1	31 0 0		
Lunatic Asylum	Additions	15,150		1874	Unfinished	.....	13,450 0 0	8,150 0 0	31 19 6		
„	Repairs & alterations	.....		1875	Finished...	837 8 5	.....	837 8 5	.....		
Court House	Repairs	.....		„ ...	„ ...	6 2 1	.....	6 2 1	.....		
Police Station...	„	.....		„ ...	„ ...	325 15 2	.....	325 15 2	9 10 0		
Gaol	Repairs, additions, &c.	.....	Consolidated Revenue	„ ...	„ ...	719 9 5	.....	719 9 5	17 19 5		
SOUTH CREEK.											
Watch House...	Erecting	800		„ ...	„ ...	712 14 0	.....	712 14 0	9 10 0		
„	Tanks and fencing...	.....		„ ...	„ ...	62 0 10	.....	62 0 10	.....		
RICHMOND.											
Telegraph and Post Office	Erecting	1,500		1874	„ ...	1,479 10 0	.....	1,279 10 0	.....		
„ „	Tanks, fencing, &c.	.....		1875	„ ...	270 0 0	.....	270 0 0	.....		
LIVERPOOL.											
Benevolent Asylum—bakehouse	Erecting	700		1874	„ ...	650 19 6	.....	50 19 6	356 3 9		
„	Repairs, alterations, &c.	.....		1875	„ ...	313 6 5	.....	313 6 5	.....		
CAMPBELLTOWN.											
Court House	Fencing	.....		„ ...	„ ...	75 12 0	.....	75 12 0	2 10 0		
CAMDEN.											
Police Station...	Additions	.....		„ ...	„ ...	58 0 0	.....	58 0 0	.....		
BURROWA.											
Gaol	„	.....		„ ...	Unfinished	.....	267 0 0	267 0 0	.....		
„	Repairs	.....		„ ...	Finished...	23 5 3	.....	23 5 3	.....		
GOULBURN.											
Court House	„	.....		„ ...	„ ...	15 8 4	.....	15 8 4	5 0 0		
Police Station...	Erecting	2,200		1874	„ ...	2,239 15 0	.....	879 15 0	27 15 0		
„	Additions	.....		1875	„ ...	626 0 9	.....	626 0 9	.....		
Gaol	Repairs	.....		„ ...	„ ...	120 8 11	.....	120 8 11	2 15 9		
CROOKWELL.											
Court House	Erecting	1,000		1874	Unfinished	.....	200 0 0	100 0 0	.....		
BURROWA.											
Telegraph and Post Office	„	1,000		1874	„ ...	.....	575 0 0	425 0 0	.....		
Court House	Repairs	225		1875	„ ...	.....	100 0 0	100 0 0	32 8 0		
GUNNING.											
Court and Watch House	Additions & repairs	.....		„ ...	Finished...	299 0 0	.....	299 0 0	83 11 0		

No. 149 (*continued*)—RETURN of Public Works—*continued.*

Work, and where situated.	Whether Constructing or under Repair.	Estimated Expense.	Fund from which the Expense is defrayed.	When Commenced.	Whether Finished or Unfinished.	If Finished, actual amount of Expenditure.	If Unfinished, amount of Expenditure to 31 December, 1875.	Amount expended in 1875.	Amount expended for Furniture in 1875.	Remarks.
PUBLIC BUILDINGS, &c.—*continued.*		£				£ s. d.	£ s. d.	£ s. d.	£ s. d	
GUNDAROO.										
Court House	Erecting	1,250	Consolidated Revenue	1875	Finished...	1,220 0 0	.....	1,220 0 0	6 10 9	
BUNGENDORE.										
Court House	„	650		„ ...	Unfinished	.....	540 0 0	540 0 0	.....	
COLLECTOR.										
Court House	„	1,200		„ ...	„ ...	.....	850 0 0	850 0 0	.....	
YASS.										
Post and Telegraph Office	Tank	.....		„ ...	Finished...	20 0 0	.....	20 0 0	.....	
MURRUMBURRAH.										
Court House	Additions	320		1874	„ ...	458 6 0	.....	308 6 0	.....	
YOUNG.										
Court House	Fencing	.....		1875	„ ...	20 0 0	.....	20 0 0	55 4 0	
Police Station...	Repairs	.....		„ ...	„ ...	4 17 6	.....	4 17 6	.....	
GUNDAGAI.										
Court House	„	.....		„ ...	„ ...	1 7 0	.....	1 7 0	.....	
Gaol	„	.....		„ ...	„ ...	200 0 0	.....	200 0 0	.....	
WAGGA WAGGA.										
Court House	.....	.....		„ ...	„ ...	.....	.....	.....	301 15 7	
Police Station...	Erecting	1,500		1874	„ ...	965 0 0	.....	15 0 0	.....	
TEN-MILE CREEK.										
Court House and Telegraph Station	„	1,000		1875	„ ...	965 0 0	.....	965 0 0	.....	
TUMUT.										
Court and Watch House	„	2,000		„ ...	Unfinished	.....	367 0 0	367 0 0	2 15 0	
Police Station...	„	1,000		1874	Finished...	720 0 0	.....	570 0 0	.....	
TUMBERUMBA.										
Court House	Fencing	.....		1875	„ ...	90 0 0	.....	90 0 0	.....	
ALBURY.										
Telegraph Office	Repairs	.....		„ ...	„ ...	176 12 6	.....	176 12 6	.....	
Crown Lands Office	.....	.....		„ ...	„ ...	.....	.....	.....	44 10 0	
Court House	Repairs	.....		„ ...	„ ...	1 14 0	.....	1 14 0	5 0 0	
Police Station...	Erecting	3,887		1874	Unfinished	.....	2,985 0 0	2,585 0 0	.....	
TARCUTTA.										
Police Station...	Additions	.....		1875	Finished...	19 0 0	.....	19 0 0	.....	
HOWLONG.										
Customs Station	Furniture	.....		„ ...	„ ...	.....	.....	.....	11 7 0	
MARSDEN.										
Police Station...	Erecting	.....		„ ...	„ ...	335 10 0	.....	335 10 0	.....	
COROWA.										
Court House	.....	.....		„ ...	„ ...	.....	.....	.....	0 15 0	
Lock-up	Repairs	.....		„ ...	„ ...	27 0 0	.....	27 0 0	.....	
MOAMA.										
Court House	Additions & Repairs	.....		„ ...	„ ...	70 0 0	.....	70 0 0	.....	
URANA.										
Police Station...	Repairs	.....		„ ...	„ ...	60 0 0	.....	60 0 0	.....	
JERILDERIE.										
Court House	Additions	.....		„ ...	„ ...	127 5 0	.....	127 5 0	110 10 0	
DENILIQUIN.										
Court House	Repairs	.....		„ ...	„ ...	1 6 6	.....	1 6 6	173 17 6	
Gaol	„	.....		„ ...	„ ...	16 10 0	.....	16 10 0	.....	

MOULAMEIN.												
Police Station	Repairs	.....	Consolidated Revenue	1875	Finished	4 0 0	.....	4 0 0	.....			
HAY.												
Court House	„	.....		„	„	5 15 0	.....	5 15 0	.....			
Police Station	Erecting	1,320		1874	„	1,325 10 0	.....	525 10 0	.....			
BALRANALD.												
Lock-up	Repairs	.....		1875	„	7 10 0	.....	7 10 0	.....			
WENTWORTH.												
Telegraph Station	„	.....		„	„	360 0 0	.....	360 0 0	.....			
Court House	Furniture	.....		„	.....	.....	.....	.....	2 2 0			
POONCARIA.												
Court House	.....	.....		„	.....	.....	.....	.....	9 0 0			
MENINDEE.												
Court House	.....	.....		„	.....	.....	.....	.....	1 12 6			
TERABILE.												
Police Station	Repairs	.....		„	Finished	46 1 9	.....	46 1 9	.....			
TOOGONG.												
Court House	.....	.....		„	.....	.....	.....	.....	26 10 0			
QUEANBEYAN.												
Court House	Repairs	.....		„	Finished	0 14 7	.....	0 14 7	.....			
Police Station	Erecting	1,000		„	Unfinished	.....	120 0 0	120 0 0	.....			
BRAIDWOOD.												
Telegraph Office	Repairs	.....		„	Finished	347 14 6	.....	347 14 6	.....			
Gaol	„	.....		„	„	19 10 0	.....	19 10 0	20 0 0			
MICALAGO.												
Court House	Additions	.....		„	„	66 18 0	.....	66 18 0	.....			
COOMA.												
Court House	Repairs	.....		„	„	0 10 0	.....	0 10 0	3 15 0			
Gaol	„	.....		„	„	33 16 6	.....	33 16 6	21 12 8			
NIMITYBELLE.												
Lock-up	Additions	700		1874	„	700 0 0	.....	400 0 0	.....			
BOMBALA.												
Police Station	Purchase of land	.....		1875	„	30 0 0	.....	30 0 0	.....			
WOLLONGONG.												
Light House	Repairs	.....		„	„	0 15 0	.....	0 15 0	.....			
Court House	„	.....		„	„	1 10 0	.....	1 10 0	.....			
Police Station	„	.....		„	„	6 10 0	.....	6 10 0	.....			
KIAMA.												
Court House	„	.....		„	„	68 18 8	.....	68 18 8	3 19 3			
NOWRA.												
Court House	.....	.....		„	.....	.....	.....	.....	6 12 0			
ULLADULLA.												
Court House	Repairs	.....		„	Finished	1 0 0	.....	1 0 0	.....			
NELLIGEN.												
Court House	.....	.....		„	.....	.....	.....	.....	21 1 6			
Police Station	Repairs	.....		„	Finished	1 7 9	.....	1 7 9	.....			
NERRIGUNDAH.												
Court House	.....	.....		„	.....	.....	.....	.....	11 0 0			
PANBULA.												
Court House	Repairs	165		1874	Finished	157 10 0	.....	12 10 0	.....			
EDEN.												
Court House	„	.....		1875	„	12 0 0	.....	12 0 0	.....			
WALLERAWANG.												
Police Station	Erecting	1,000		„	Unfinished	.....	550 0 0	550 0 0	.....			

No. 149 (*continued*)—RETURN of PUBLIC WORKS—*continued.*

Work, and where situated.	Whether Constructing or under Repair.	Estimated Expense.	Fund from which the Expense is defrayed	When Commenced.	Whether Finished or Unfinished.	If Finished, actual amount of Expenditure.	If Unfinished, amount of Expenditure to 31 December, 1875.	Amount expended in 1875.	Amount expended for Furniture in 1875.	Remarks.
PUBLIC BUILDINGS, &c.—*continued.*		£				£ s. d.	£ s. d.	£ s. d.	£ s. d.	
OBERON.										
Court House	.....	.....		1875	.....	.....	.....	.....	10 3 6	
FISH RIVER CREEK.										
Caves	Ladders	.....		„	Finished	20 17 3	.....	20 17 3	.....	
ILFORD.										
Lock-up	Erecting	175		„	Unfinished	.....	100 0 0	100 0 0	.....	
RYLSTONE.										
Police Station	„	.....		1874	Finished	320 0 0	.....	120 0 0	.....	
MUDGEE.										
Post Office	„	1,800		1875	„	1,788 0 0	.....	1,788 0 0	.....	
Court House	Additions	1,400		„	Unfinished	.....	750 0 0	750 0 0	206 8 3	
„ „	Repairs	.....		„	Finished	70 0 0	.....	70 0 0	.....	
Gaol	Additions	2,500		„	Unfinished	.....	750 0 0	750 0 0	32 0 2	
„	Repairs	.....		„	Finished	15 6 9	.....	15 6 9	.....	
BATHURST.										
Telegraph Office	Erecting	2,500		„	Unfinished	.....	820 0 0	820 0 0	.....	
Post Office	„	2,500		„	„	.....	820 0 0	820 0 0	.....	
Court House	Additions	190		„	„	.....	150 0 0	150 0 0	45 11 0	
„ „	Repairs	.....		„	Finished	2 2 0	.....	2 2 0	.....	
Police Station	„	.....		„	„	3 16 0	.....	3 16 0	.....	
Gaol	„	.....		„	„	34 1 3	.....	34 1 3	.....	
KELSO.										
Lock-up	„	.....	Consolidated Revenue	„	„	66 0 0	.....	66 0 0	.....	
ROCKLEY.										
Court House	.....	.....		„	.....	.....	.....	.....	5 4 3	
CARCOAR.										
Court House	Fencing	.....		1874	Finished	212 12 0	.....	137 12 0	.....	
COWRA.										
Court House	.....	.....		1875	.....	.....	.....	.....	1 0 0	
ORANGE										
Telegraph and Post Office	Paving Footpaths	.....		„	Finished	150 0 0	.....	150 0 0	.....	
Lock-up	Repairs	.....		„	„	50 10 0	.....	50 10 0	.....	
Police Station	Erecting	1,500		1874	„	1,010 19 11	.....	760 19 11	.....	
FORBES.										
Court House	Repairs	.....		1875	„	2 0 0	.....	2 0 0	3 0 0	
Gaol	Additions	.....		„	„	17 0 0	.....	17 0 0	.....	
PARKES.										
Court House	Erecting	1,500		„	„	1,392 0 0	.....	1,392 0 0	204 19 6	
TICHBORNE LEAD.										
Police Station	„	.....		„	„	25 15 0	.....	25 15 0	.....	
GULGONG.										
Telegraph Office	.....	.....		„	.....	.....	.....	.....	16 10 0	
Warden's Office	Erecting	.....		„	Finished	155 0 0	.....	155 0 0	60 6 0	
GRENFELL.										
Telegraph and Post Office	Alterations	410		1874	„	536 15 0	.....	216 15 0	1 12 0	
Court House	.....	.....		1875	.....	.....	.....	.....	14 7 6	
MOLONG.										
Court House	Repairs	.....		„	Finished	110 7 0	.....	110 7 0	2 9 6	

WELLINGTON.										
Post Office	.....	.....		1875	.....	.....	.....	.....	13 10 0	
Court House	Repairs	.....		,,	Finished...	10 11 0	.....	10 11 0	45 19 0	
Police Station	,,	.....		,,	,,	6 0 0	.....	6 0 0	.....	
DUBBO.										
Court House	,,	.....		,,	,,	7 12 6	.....	7 12 6	.....	
Gaol	,,	.....		,,	,,	1 1 0	.....	1 1 0	.....	
WARREN.										
Court House	Repairs, &c.	.....		,,	,,	79 0 0	.....	79 0 0	21 9 0	
SOFALA.										
Court House	Erecting	1,400 0 0		1874	,,	1,664 10 0	.....	434 10 0	83 19 8	
,,	Additions	.....		1875	,,	223 0 0	.....	223 0 0	.....	
HILL END.										
Post and Telegraph Office	Tank	.....		,,	,,	122 10 0	.....	122 10 0	.....	
Mining Registrar's Office	.....	.....		,,	.....	.....	.....	.....	35 10 0	
Court House	Repairs	.....		,,	Finished...	12 7 0	.....	12 7 0	4 19 0	
HARGRAVES.										
Court House	.....	.....		,,	.....	.....	.....	.....	34 9 9	
Police Station	Repairs	.....		,,	Finished...	25 0 0	.....	25 0 0	.....	
WOLLAR.										
Police Station	Erecting	.....		,,	,,	389 0 0	.....	389 0 0	.....	
TRUNKEY CREEK.			Consolidated Revenue							
Court House	.....	.....		,,	.....	.....	.....	.....	23 15 0	
BOURKE.										
Police Station	Additions	.....		,,	,,	45 15 0	.....	45 15 0	.....	
Gaol	Repairs	.....		,,	,,	16 0 0	.....	16 0 0	.....	
OBLEY.										
Court House	,,	.....		,,	,,	5 0 0	.....	5 0 0	6 8 0	
Police Station	,,	.....		,,	,,	10 0 0	.....	10 0 0	.....	
BREEWARRINA.										
Court House	Fencing, &c.	.....		,,	,,	60 9 0	.....	60 9 0	.....	
BOOLIGAL.										
Lock-up	Additions	250 0 0		,,	,,	230 0 0	.....	230 0 0	.....	
NEWCASTLE.										
Telegraph Station	Repairs	.....		,,	,,	11 10 0	.....	11 10 0	.....	
Asylum for Imbeciles	Additions	4,400 0 0		1874	,,	4,721 6 4	.....	821 6 4	57 16 0	
,,	Water supply	2,000 0 0		1875	,,	2,011 0 0	.....	2,011 0 0	.....	
,,	Alterations, &c.	.....		,,	,,	1,496 6 6	.....	1,496 6 6	.....	
,,	Gas-lighting	.....		,,	,,	85 0 0	.....	85 0 0	.....	
Light House	Repairs	.....		,,	,,	168 0 0	.....	168 0 0	.....	
Post Office	,,	.....		,,	,,	31 19 6	.....	31 19 6	0 19 3	
Custom House	.....	.....		.....	,,	.....	.....	.....	18 19 0	
New Custom House	Erecting	13,200 0 0	Loans	1874	Unfinished	.....	4,866 13 4	3,766 13 4	.....	
Landing Waiter's box	,,	.....		1875	Finished...	83 0 0	.....	83 0 0	.....	
Pilots' Residences	Repairs	.....		,,	,,	321 15 0	.....	321 15 0	.....	
Harbour Master's Office	,,	.....		,,	,,	10 16 0	.....	10 16 0	.....	
Office of Examiner of Coal Fields	.....	.....		,,	.....	.....	.....	.....	29 18 0	
Police Magistrate's Residence	Repairs	.....	Consolidated Revenue	,,	Finished...	2 16 9	.....	2 16 9	.....	
Gun Platforms	,,	.....		,,	,,	4 10 0	.....	4 10 0	.....	
Court House	,,	125 0 0		1874	,,	128 0 0	.....	8 0 0	21 10 6	
District Court	.....	.....		1875	.....	.....	.....	.....	0 10 0	
Police Station	Repairs	.....		,,	Finished...	8 0 0	.....	8 0 0	.....	
,, New	Erecting	1,700 0 0		,,	Unfinished	.....	600 0 0	600 0 0	.....	

No. 149 (*continued*)—RETURN of Public Works—*continued*.

Work, and where situated.	Whether Constructing, or under Repair.	Estimated Expense.	Fund from which the Expense is defrayed.	When Commenced.	Whether Finished or Unfinished.	If Finished, actual amount of Expenditure.	If Unfinished, amount of Expenditure to 31 December, 1875.	Amount expended in 1875.	Amount expended for Furniture in 1875.	Remarks.
PUBLIC BUILDINGS, &c.—*continued.*		£				£ s. d.	£ s. d.	£ s. d.	£ s. d.	
EAST MAITLAND.										
Post and Telegraph Office	Erecting	1,500		1875	Unfinished	.....	1,700 0 0	1,700 0 0	.....	
Court House	Repairs	.....		„	Finished...	215 0 0	.....	215 0 0	1 10 0	
Police Station	Repairs, &c.	.....		„	„	43 3 5	.....	43 3 5	16 17 3	
Gaol	Additions, repairs, &c.	.....		„	„	1,703 2 2	.....	1,703 2 2	112 16 6	
DUNGOG.										
Court House	Repairs	.....		„	„	1 1 4	.....	1 1 4	32 0 0	
WEST MAITLAND.										
Court House	„	.....		„	„	126 4 6	.....	126 4 6	.....	
SINGLETON.										
Lock-up	Additions	.....		„	„	80 2 0	.....	80 2 0	.....	
MERRIWA.										
Court House	Fencing	200		„	Unfinished	.....	175 0 0	175 0 0	.....	
„	Repairs	.....		„	Finished...	12 10 0	.....	12 10 0	.....	
Police Station	„	.....		„	„	5 0 0	.....	5 0 0	.....	
CASSILIS.										
Court House	.....	.....		„	„	.....	.....	.....	12 10 9	
DENISON TOWN.										
Court House	.....	.....		„	„	.....	.....	.....	3 12 0	
SCONE.										
Court House	Repairs	.....		„	„	1 10 0	.....	1 10 0	28 0 0	
Lock-up	„	.....		„	„	28 4 0	.....	28 4 0	.....	
Police Station	Erecting	1,142		1874	„	1,261 3 8	.....	711 3 8	.....	
MURRURUNDI.										
Court House	Additions	575	Consolidated Revenue	„	„	456 15 6	.....	68 15 6	113 6 3	
NUNDLE.										
Gold Commissioner's Office	Repairs	.....		1875	„	17 0 0	.....	17 0 0	.....	
Court House	.....	.....		„	„	.....	.....	.....	3 12 3	
TAMWORTH.										
Telegraph and Post Office	Repairs	.....		„	„	80 10 0	.....	80 10 0	.....	
Court House	Additions	2,000		1874	Unfinished	.....	1,350 0 0	1,200 0 0	51 14 11	
Police Station	Erecting	2,200		„	„	.....	1,900 0 0	1,700 0 0	.....	
BENDEMEER.										
Police Station	Well	.....		1875	Finished...	16 0 0	.....	16 0 0	.....	
WALCHA.										
Court House	Fencing	.....		„	„	63 13 0	.....	63 13 0	24 5 0	
BARRABA.										
Police Station	Repairs	.....		„	„	4 19 8	.....	4 19 8	.....	
GUNNEDAH.										
Court House	.....	.....		„	.....	.....	.....	.....	78 10 0	
Police Station	Erecting	1,000		„	Unfinished	.....	400 0 0	400 0 0	.....	
NARRABRI.										
Court House	Repairs	.....		„	Finished...	25 0 0	.....	25 0 0	.....	
WEE WAA.										
Police Station	Additions	.....		„	„	159 0 0	.....	159 0 0	.....	
WALGETT.										
Court House	Repairs	.....		„	„	51 17 0	.....	51 17 0	.....	
URALLA.										
Police Station	Erecting	.....		„	„	90 0 0	.....	90 0 0	.....	

ARMIDALE.											
Court House	Alterations and repairs.	.....		1875	Finished	82 1 3	.....	82 1 3	.....		
Police Station	Erecting	1,100		1871	„	2,230 5 0	.....	810 5 0	20 18 9		
Gaol	Repairs	.....		1875	„	92 7 6	.....	92 7 6	.....		
INVERELL.											
Post and Telegraph Office	Fencing	.....		„	„	159 17 6	.....	159 17 6	.....		
Court House	Additions	625		1874	„	800 0 0	.....	235 0 0	.....		
WARIALDA.											
Crown Lands Office	.....	.....		1875	.....	.....	.....	.....	0 11 0		
BINGERA.											
Court House and Lock-up	Erecting	1,000		„	Unfinished	.....	300 0 0	300 0 0	.....		
GLEN INNES.											
Telegraph and Post Office	„	1,500		„	„	.....	400 0 0	400 0 0	.....		
Court and Watch House	Additions	.....		„	Finished	31 3 0	.....	31 3 0	113 6 3		
VEGETABLE CREEK.											
Police Station	Erecting	.....		„	„	310 0 0	.....	310 0 0	.....		
TENTERFIELD.											
Court House	.....	.....	Consolidated Revenue	„	.....	.....	.....	.....	1 10 0		
Police Station	Repairs	.....		„	Finished	13 0 0	.....	13 0 0	.....		
MOREE.											
Police Station	„	.....		„	„	15 0 0	.....	15 0 0	.....		
BARRADINE.											
Police Station	Well	.....		„	„	42 18 0	.....	42 18 0	.....		
WYAGDEN.											
Police Station	Additions	.....		„	„	60 0 0	.....	60 0 0	.....		
PILLIGA.											
Court House	.....	.....		„	.....	.....	.....	.....	26 8 5		
KRAWARREE.											
Police Station	Erecting	.....		„	Finished	325 0 0	.....	325 0 0	.....		
PORT STEPHENS.											
Light House	.....	.....		„	.....	.....	.....	.....	0 15 0		
„ Nelson's Bay	Erecting	1,000		„	Finished	1,100 0 0	.....	1,100 0 0	.....		
„ „	Additions	964		„	Unfinished	.....	190 0 0	190 0 0	.....		
BULLA DELAH.											
Court House	Repairs	.....		„	Finished	8 17 6	.....	8 17 6	.....		
SEAL ROCK POINT.											
Light House	Erecting	13,383	Loans	1874	Unfinished	.....	10,426 10 10	7,796 8 9	.....		
„	Road	1,100		1875	„	.....	1,000 0 0	1,000 0 0	.....		
WINGHAM.											
Court House	.....	.....		„	.....	.....	.....	.....	12 14 6		
TAREE.											
Post and Telegraph Office	Erecting	1,500		„	Finished	1,469 0 0	.....	1,469 0 0	.....		
PORT MACQUARIE.											
Court House	Repairs	.....	Consolidated Revenue	„	„	46 8 8	.....	46 8 8	2 0 0		
MACLEAY RIVER.											
Court House	.....	.....		„	.....	.....	.....	.....	10 7 6		
WEST KEMPSEY.											
Court House and Lock-up	Erecting	1,600		„	Unfinished	.....	1,250 0 0	1,250 0 0	.....		
BELLINGER RIVER.											
Court House	.....	.....		„	.....	.....	.....	.....	6 2 6		

No. 149 (*continued*)—RETURN of Public Works—*continued.*

Work, and where situated.	Whether Constructing, or under Repair.	Estimated Expense.	Fund from which the Expense is defrayed.	When Commenced.	Whether Finished, or Unfinished.	If Finished, actual amount of Expenditure.	If Unfinished, amount of Expenditure to 31 December, 1875.	Amount expended in 1875.	Amount expended for Furniture in 1875.	Remarks.
PUBLIC BUILDINGS, &c.—*continued.*		£				£ s. d.	£ s. d.	£ s. d.	£ s. d.	
BALLINA.										
Customs Officer's Quarters	Repairs	.....		1875	Finished...	33 1 2	.....	33 1 2	.....	
Court House	.....	.....		„	„	.....	.....	.....	10 0 0	
Police Station	Repairs	.....		„	„	2 16 6	.....	2 16 6	.....	
LAWRENCE.										
Court House	.....	.....		„	„	.....	.....	.....	4 7 0	
Police Station	Repairs	.....		„	„	20 0 0	.....	20 0 0	.....	
GRAFTON.										
Telegraph and Post Office	Erecting	3,511		1874	Unfinished	.....	1,782 15 5	877 8 4	.....	
Court House	Alterations and repairs.	.....		1875	Finished...	100 2 2	.....	100 2 2	26 9 6	
Police Station	Erecting	750		1873	„	2,376 14 6	.....	425 19 6	.....	
Gaol	Additions	1,100	Consolidated Revenue	1874	Unfinished	.....	1,000 0 0	700 0 0	.....	
„	Repairs	.....		1875	Finished...	2 10 0	.....	2 10 0	.....	
MACLEAN.										
Court House	„	.....		„	„	82 6 6	.....	82 6 6	8 3 0	
Police Station	„	.....		„	„	2 0 0	.....	2 0 0	.....	
LISMORE.										
Police Station	„	.....		„	„	40 0 0	.....	40 0 0	.....	
NAMBUCCA RIVER.										
Court and Watch House	Erecting	.....		„	Unfinished	.....	200 0 0	200 0 0	.....	
Watch House	Tank	.....		„	Finished...	6 0 0	.....	6 0 0	.....	
Public Buildings generally	Repairs	.....		„	„	329 2 2	.....	329 2 2	*70 14 9	*Includes £12 12s. 1d. for ballot-boxes.
„ „	Plantations	.....		„	„	2 5 0	.....	2 5 0	.....	
„ „	Advertising	.....		„	„	94 12 9	.....	94 12 9	.....	
Gaols and Court Houses generally	Superintendence	.....		„	„	727 14 0	.....	727 14 0	.....	
					£	203,414 2 11	74,252 6 8	142,598 11 7	9,275 13 4	
WORKS, &c., NOT UNDER THE IMMEDIATE SUPERINTENDENCE OF THE GOVERNMENT.										
Sewerage Works, Sydney	Constructing	.....	Sewerage Act 17 Vic. No. 34, Government Loan and Debentures, 17 Vic. No. 15.	1854	Unfinished	.....	573,170 19 10	16,791 8 5	.....	Inclusive of salaries, interest, and other expenses.
Waterworks, Sydney	„	.....	Government Loan, Debentures, and Water Rate.	„	„	.....	879,127 15 0	50,415 4 5	.....	
St. John's College, Camperdown	„	40,000	Government and Voluntary Contributions.	Feb., 1861	„	.....	40,731 18 4	904 6 0	.....	In use.
St. Andrew's College	„	20,000	do. do.	Jan., 1874	„	.....	13,667 18 3	6,693 0 0	.....	

No. 150.—ABSTRACT of METEOROLOGICAL OBSERVATIONS taken at the SYDNEY OBSERVATORY, in the Year 1875.

Latitude, 33° 51′ 41·1″; Longitude, 151° 11′ 30·0″ East; Magnetic Variation, 9° 32′ 45″ East.

Month.	Self-registering Electric Barograph, corrected to 32 Fah.							Wind.					Temperature.															Humidity.								Rain.									Evaporation—Total Amount	Ozone.			Number of Days' Lightning	Clouds—Mean Amount	Number of Clear Days	Meteors observed
	Highest Reading	Date	Lowest Reading	Date	Mean Height	Average for preceding 16 years being: Less	Average for preceding 16 years being: Greater	Greatest Pressure	Date	Mean Pressure	Total in Miles	Prevailing direction	Prevailing direction for last 16 years	Highest Shade	Date	Lowest Shade	Date	Greatest Range	Date	Highest in the Sun	Date	Lowest on Grass	Date	Highest in Sun in black box with glass top	Date	Sea water 3 feet below surface in Harbour	Mean Diurnal Range	Mean in Shade	Average for preceding 16 years being: Less	Average for preceding 16 years being: Greater	Mean Dry Bulb	Mean Wet Bulb	Greatest Amount	Date	Least Amount	Date	Mean	Average for preceding 16 years being: Less	Average for preceding 16 years being: Greater	Greatest Fall in one Day	Date	Number of Days' Rain	Number of Days' Dew	Total Fall of Rain	Total Fall of Dew	Average Rainfall for preceding 16 years being: Less	Average Rainfall for preceding 16 years being: Greater		Mean Amount	Average for preceding 15 years being: Less	Average for preceding 15 years being: Greater				
1875	in		in		in	in	in	lbs		lbs																																in				in	in	in	in							
Jan	29·993	27	29·173	1	29·706	·060	..	13·5	7 & 13	0·7	8683	ENE	NE	97·0	29	59·4	3	31·5	29	136·0	29	51·7	3	213·2	29	70·4	14·5	72·7	..	1·7	72·4	66·3	100·0	8	36·0	13	71·0	1·9	..	0·292	9	10	..	1·145	..	3·085	..	8·622	5·9	..	1·5	8	6·0	3	..
Feb	30·023	24	29·410	4	29·794	sa	me	20·5	4	1·6	7448	S	S	98·9	4	55·1	5	32·0	4	126·7	10	51·8	5	220·5	4	68·7	10·7	69·7	1·0	..	68·9	65·3	100·0	11, 14, & 19	42·0	4	81·0	..	6·3	2·357	5	19	..	5·593	..	1·310	..	3·958	5·3	..	0·8	1	7·9	..	..
Mar	30·092	25	29·507	14	29·857	·040	..	11·5	1	0·7	8104	NE	NE	88·1	3	59·9	20 & 21	23·5	3	126·5	8	50·6	21	196·9	2	68·5	10·9	69·6	..	0·6	69·5	66·0	100·0	1 & 14	45·0	3	81·2	..	4·9	1·953	2	21	2	6·726	0·005	..	1·058	4·087	5·5	..	0·6	2	6·5	2	..
April	30·273	18	29·406	26	29·861	·147	..	14·0	14	0·5	7114	W	W	78·7	2	51·3	29	17·8	13	120·3	2	39·5	29	169·0	3	67·9	11·0	65·0	sa	me	65·1	61·6	100·0	8, 9, & 30	54·0	5	80·5	..	2·5	1·122	30	19	..	4·781	..	2·734	..	3·074	5·4	..	0·3	9	7·6	..	..
May	30·292	25	29·235	12	29·812	·123	..	24·5	13 & 14	0·8	7967	WNW	W	71·1	4	42·6	25	19·5	5	108·8	5	34·9	25	158·2	4	63·1	15·1	57·0	1·5	..	56·0	53·1	100·0	26, 27, 28, & 29	46·0	13	78·4	..	2·7	3·893	29	14	4	12·537	0·012	..	8·402	1·999	5·2	..	0·6	7	4·3	8	..
June	30·077	4	29·540	12	29·825	·009	..	19·8	26	0·7	7200	WNW	W	70·1	26	42·5	22	19·4	23	105·0	2	34·5	22	140·0	2	60·1	12·3	55·6	..	0·9	55·7	52·2	100·0	3, 4, & 27	48·0	14	78·6	..	1·6	2·395	6	10	5	7·896	0·012	..	2·063	1·219	4·9	0·5	..	2	6·6	3	..
July	30·537	11	29·474	29	30·008	..	·075	14·0	18	0·6	7226	WNW	WNW	70·8	14	40·3	17	20·9	14	105·9	14	30·4	17	142·2	14	68·4	13·2	52·5	..	0·2	52·1	49·0	100·0	2, 21, & 22	49·0	15 29	79·5	..	6·0	0·909	2	15	4	1·607	0·001	2·686	..	1·583	5·7	..	0·6	6	4·8	6	4
Aug	30·248	27	29·308	31	29·834	·115	..	23·1	20	0·7	7954	W	W	81·8	20	41·0	14	26·5	18	115·1	20	30·7	11	157·7	18	59·2	17·3	57·3	..	3·0	56·7	51·1	96·0	19	32·0	18	68·8	3·0	..	0·211	9	4	5	0·514	0·006	2·466	..	3·839	5·6	..	0·7	8	4·9	3	5
Sept	30·289	23	29·420	8	29·907	..	·019	14·6	21	0·7	7334	WNW	W	88·5	21	41·1	5	30·7	8	122·1	21	35·9	4	169·7	20	60·4	17·7	57·4	1·2	..	58·4	52·5	93·0	14 & 22	27·0	21	65·0	0·8	..	0·724	14	11	2	1·698	0·002	0·559	..	4·983	5·9	..	0·8	7	4·4	1	2
Oct	30·128	6	29·282	31	29·732	·116	..	13·5	21	0·8	8423	S	NE	84·9	15	50·3	22	28·9	1	123·2	14	42·4	4	183·0	18	63·3	15·4	64·5	..	1·0	65·0	58·9	92·0	2, 20, & 25	31·0	1	68·8	..	0·7	0·404	10	11	1	1·051	0·001	1·562	..	0·489	6·0	..	0·8	7	6·3	1	4
Nov	29·852	7	29·139	2	29·633	·199	..	31·2	2	0·9	8919	W	NE	86·2	6	51·6	8	30·8	23	124·8	18	41·4	8	196·2	18	65·1	18·3	68·1	..	1·8	68·4	60·1	100·0	13	31·0	12	61·6	5·0	..	0·322	17	10	..	0·881	..	2·778	..	8·031	5·6	..	0·6	9	5·9	3	1
Dec	30·215	20	29·039	27	29·662	·137	..	21·1	5	1·0	9431	ENE	NE	95·5	1	51·7	9	32·2	1	132·0	1	42·2	8	193·7	3	67·4	17·9	70·7	..	1·3	71·5	62·9	98·0	31	28·0	28	60·9	9·0	..	0·947	31	9	..	1·867	..	0·470	..	10·764	5·3	..	0·8	8	5·8	2	6
Sums	....	..	....	..	....	..	..	..	..	..	96003	....	....	..	..	..	..	..	..	..	..	..	..	..	..	..	..	..	..	..	..	..	..	..	....	..	..	..	..	..	..	..	..	153	23	46·209	0·042	6·127	..	59·628	..	..	..	74	..	32	22
Means	....	..	....	..	29·803	·072	..	18·4	..	0·9	....	WNW	....	84·3	..	48·9	..	26·1	..	120·7	..	40·5	..	178·4	..	64·4	14·4	63·3	..	0·6	63·4	58·3	98·3	....	39·1	..	73·2	..	0·1	..	..	..	..	..	..	..	..	..	..	5·5	..	0·7	..	5·9	..	..
Extremes	30·537	July 11	29·039	Dec. 27	30·008	..	..	31·2	Nov. 2	....	9431	....	....	98·9	Feb. 4	40·3	July. 17	32·2	Dec. 1	136·0	Jan. 29	30·4	July 17	220·5	Feb. 4	..	18·3	72·7	..	..	72·4	66·3	100·0	....	27·0	Sept. 21	81·2	..	..	3·695	May 29	..	..	..	..	..	..	10·764	6·0	..	..	9	7·9	8	6

The mean Standard Barometer for the year at 9 a.m. is corrected to 32° and sea level .. .. 30·012
To compare this with Electric Barograph—subtract for altitude.. .. .. ·164
For average difference between mean of 9 a.m. observations and Electric, subtract .. .. ·034
29·814 true mean of Standard Barometer @ 32° for the year 1875.

METEOROLOGY—*continued.*

No. 151.—RETURN of EARTH THERMOMETERS recorded in Sydney in the Year 1875.

In the Ground.	19 feet.				10 feet.				5 feet.				2 feet 6 inches.				1 inch.				Temperature in Thermometer Shed.			
Year and Month.	Mean.	Max.	Min.	Range.	Mean.	Max.	Min.	Range.	Mean.	Max.	Min.	Range.	Mean.	Max.	Min.	Range.	Mean.	Max.	Min.	Range.	Mean.	Max.	Min.	Range.
January	63·6	64·3	63·0	1·3	66·7	67·7	65·7	2·0	69·7	70·7	68·8	1·9	72·7	74·4	71·2	3·2	73·3	77·3	68·8	8·5	72·7	97·0	59·4	37·6
February	64·5	64·9	63·9	1·0	67·2	67·8	66·6	1·2	69·5	70·4	69·0	1·4	70·6	72·6	68·7	3·9	69·8	74·1	61·4	12·7	69·7	98·9	55·1	43·8
March	65·1	65·4	64·7	0·7	67·3	68·6	66·8	1·8	69·1	69·5	68·8	0·7	70·1	71·9	68·7	3·2	69·6	73·8	66·5	7·3	69·6	88·1	59·9	28·2
April	65·2	65·4	64·9	0·5	66·6	67·3	65·7	1·6	67·8	68·8	66·3	2·5	67·5	69·4	64·5	4·9	65·5	71·0	59·5	11·5	65·0	78·7	51·3	27·4
May	64·6	65·1	64·0	1·1	64·3	65·8	62·5	3·3	63·5	66·0	60·5	5·5	61·1	63·6	57·8	5·8	57·1	62·0	52·4	9·6	57·0	71·1	42·6	28·5
June	63·6	64·2	62·8	1·4	61·4	62·7	59·9	2·8	59·8	60·7	58·5	2·2	57·6	58·8	55·4	3·4	54·5	59·0	49·5	9·5	55·6	70·1	42·5	27·6
July	62·2	62·9	61·5	1·4	59·0	59·8	58·1	1·7	57·3	58·3	56·7	1·6	54·7	56·0	53·7	2·3	51·3	57·0	47·6	9·4	52·5	70·8	40·3	30·5
August	61·0	61·7	60·9	0·8	58·3	59·2	57·8	1·4	57·2	58·4	56·5	1·9	56·4	59·3	54·4	4·6	54·8	63·1	49·7	13·4	57·3	81·8	41·0	40·8
September	60·7	61·3	60·4	0·9	58·8	59·6	58·1	1·5	58·7	59·5	58·2	1·3	58·7	60·7	56·7	4·0	56·7	64·5	51·6	12·9	57·4	88·5	41·1	47·4
October	61·1	61·4	60·8	0·6	60·6	61·6	59·7	1·9	61·7	63·0	59·7	3·3	63·4	65·7	61·2	4·5	63·7	70·6	58·0	12·6	64·5	84·9	50·3	34·6
November	61·7	62·4	61·2	1·2	62·7	64·1	61·4	2·7	64·6	66·0	63·0	3·0	66·8	69·0	64·0	5·0	67·0	72·0	62·1	9·9	68·1	86·2	51·6	34·6
December	62·9	62·2	62·2	1·3	65·0	66·1	63·8	2·3	67·5	68·9	66·1	2·8	70·1	71·7	68·7	3·0	70·1	73·8	63·5	10·3	70·9	95·5	51·7	43·8
Means	63·0	—	—	—	63·2	—	—	—	63·9	—	—	—	68·1	—	—	—	62·8	—	—	—	63·4	...	—	—
In the year, Extremes	—	65·4	60·4	5·0	—	68·6	57·8	10·8	—	70·7	56·5	14·2	—	74·4	53·7	20·7	—	77·3	47·6	29·7	72·7	98·9	40·3	58·6

No. 152.—COMPARATIVE RESULTS of EVAPORATION OBSERVATIONS taken at the Sydney Observatory in the Year 1875.

Month.	Temperature.	Miles of Wind.	Smalley's.		Scott's.	Russell's.	
			Amount.	Greater than Scott's.		Less than Scott's.	Amount.
			inches.	inches.	inches.	inches.	inches.
January	72·7	8683	8·420	less ·075	8·495	3·679	4·816
February	68·9	7448	3·930	·343	3·587	1·147	2·440
March	69·5	8104	4·021	·191	3·830	1·345	2·485
April	65·1	7114	3·214	less ·124	3·338	0·996	2·342
May	56·6	7967	2·638	·767	1·871	0·372	1·499
June	55·7	7200	1·800	·666	1·134	0·140	0·994
July	52·1	7226	2·148	·549	1·599	0·396	1·203
August	56·7	7954	3·887	·184	3·703	1·674	2·029
September	58·4	7534	5·335	·328	5·007	2·097	2·910
October	65·0	8423	6·208	less ·289	6·497	2·688	3·809
November	68·4	8919	7·816	less ·854	8·670	3·352	5·318
December	71·5	9431	9·826	less 1·079	10·905	4·635	6·270
Sums	63·4	96003	59·243	greater ·607	58·636	22·521	36·115

Twenty-four days of Evaporation Results omitted through one or other overflowing during heavy rains.

No. 153.—ABSTRACT of METEOROLOGICAL OBSERVATIONS taken at all Stations in New South Wales in the Year 1875.

Stations.	Least distance from East Coast in Miles.	Height above sea in feet.	Mean of Observations taken at 9 A.M. during Year 1875.									For 24 hours previous to 9 a.m.					Clouds.	Remarks.
			Barometer.	Temperature in Shade.	Mean of Max. and Min. Humidity, 0 to 100.	Wind.		Temperature in Shade.				Rain.				Evaporation.		
						Direction.	Force.	Means.		Extremes.		Total Fall, inches.	No. of Days	Greatest Fall, inches.	Date.			
								Max.	Min.	Max.	Min.							
Port Moresby—New Guinea	...	278	30·056	81·1	.....	S.E.	1·5	87·9	74·1	95·5	69·0	34·445	74	1·970	9 April	.....	3·6	[These results are for first 5 months. Station broken up.
Thargomindah—Queensland	640	450	30·056	...	52·4	N.E.	2·7	87·3	...	107·5	...	7·220	18	1·580	16 February ...	46·278	4·7	No min. thermometer. No amount of rainfall for January or extent of clouds.
Tenterfield	80	...	.....	58·0	.....	N.E.	0·9	69·1	46·9	93·0	22·0	22·780	65	1·180	7 November ...	.....	4·6	No extent of clouds given for April.
Grafton	22	40	.....	67·4	.....	W.	0·9	85·4	51·1	108·0	32·0	36·500	74	3·940	27 February ...	49·668	4·8	
Inverell	122	...	.....	60·2	75·7	W.	0·7	71·1	48·5	96·0	23·0	21·690	63	1·550	29 March	.....	3·0	
Bourke	393	...	.....	62·4	.....	S.W.	1·9	76·0	48·7	101·0	31·5	2·850	23	0·400	27 June	52·791	2·2	No instruments until end of May.
Narrabri	196	...	.....	68·1	.....	S.E.	1·2	81·6	54·5	115·0	29·5	20·380	66	1·090	21 October ...	70·769	2·5	Only 23 days evaporation recorded in December.
Armidale	80	3,278	30·029	58·0	79·9	W.	1·5	72·6	43·3	92·0	30·0	37·540	86	3·020	10 August	49·207	3·9	Barometer results for last 4 months, and max. and min. temperature 5 last
Goonoo Goonoo ...	110	1,550	.....	61·5	.....	W.	1·1	76·0	47·0	105·0	23·0	21·570	48	2·200	13 May	.....	2·8	No record of clouds in December. [months.
Port Macquarie ...	1	53	30·001	64·5	.....	S.W.	1·5	72·4	56·6	93·3	38·9	69·735	149	5·320	28 February ...	74·015	4·0	
Murrurundi	94	1,545	.....	62·3	.....	W.	1·6	75·1	49·8	99·0	28·0	14·850	42	0·760	6 June	.....	2·5	Max. temperature only for 7 months, and rainfall only for 11 months.
Cassilis	120	...	.....	63·6	.....	N.W.	0·4	76·6	48·3	106·0	24·0	25·040	60	2·060	3 May	41·554	0·8	No max. thermometer during June and July.
Scone	78	680	.....	62·9	.....	S.	1·5	74·4	51·2	104·0	29·0	22·780	47	3·250	28 February ...	58·272	3·4	Only 14 days observations in April. Evaporation in July for 22 days.
Muswellbrook	68	475	.....	65·4	.....	N.W.	1·9	80·0	50·8	111·0	26·8	12·690	66	1·360	26 June	.....	4·2	No rain gauge during first three months.
Dubbo	182	...	.....	63·2	.....	S.	1·1	73·1	53·3	101·0	22·0	20·700	59	2·250	15 February ...	.....	2·7	No record of rain in January, and no note of clouds during first 6 months.
West Maitland	18	98	.....	61·8	.....	W.	1·1	72·8	50·8	99·8	30·0	37·805	91	6·850	1 March	60·963	3·7	
Lambton	...	...	.....	60·4	.....	W.	1·3	72·1	48·6	98·0	30·0	52·170	110	5·500	1 March	58·996	...	No cloud observations.
Newcastle	1	112	29·980	63·8	73·5	S.W.	0·3	72·0	55·3	100·0	36·5	49·600	108	3·460	1 March	.....	3·7	No observations of evaporation taken.
Orange	124	2,891	.....	52·6	.....	S.	1·3	62·9	44·0	93·5	27·6	38·210	111	2·030	3 May	50·431	4·4	No min. thermometer in January.
Bathurst	96	2,200	29·991	59·3	71·8	W.	1·2	74·4	44·3	102·5	21·0	22·050	70	1·530	5 February ...	.....	4·0	
Forbes	176	1,100	30·120	60·3	.....	W.	0·4	71·8	48·8	99·0	25·0	6·720	22	0·750	6 November...	.....	2·9	No rain gauge the first 6 months—worn out with rust.
Kurrajong	36	1,870	.....	54·0	.....	W.	1·3	61·5	47·3	92·0	32·0	36·880	106	3·500	5 June	.....	4·7	
Mount Victoria	61	3,490	30·005	54·2	81·3	W.	0·2	65·1	43·3	100·0	25·2	23·420	85	2·660	7 June	59·697	5·5	[2·665; date, May 3; evaporation, 89·455.
Windsor	28	53	29·948	64·0	72·0	S.W.	...	77·3	50·6	109·9	28·6	33·378	148	2·980	7 June	32·412	0·6	At 6·6 ft. above ground.—Rain, 32·273; rain days, 128; greatest fall,
Parramatta	16	...	.....	...	.....	S.W.	0·2	...	...	...	...	23·790	74	5·400	5 February ...	.....	0·8	Extent of clouds for January, February, March, and April not given, also
South Reef	0	60	.....	...	.....	S.W.	2·6	...	...	...	...	42·643	87	4·900	28 May	.....	6·2	[November.
Sydney	5	155	30·012	63·3	73·2	W.N.W.	0·8	70·5	56·1	98·9	40·3	46·251	153	3·895	29 May	59·628	5·9	Dew added to rain. No. of dew days (23) not included in rainy days.
Botany	0	...	.....	...	.....	.....	...	...	...	...	...	47·190	...	...	.....	.....	...	
Liverpool	15	33	29·993	59·0	.....	W.	0·4	69·2	48·8	99·0	29·0	35·705	143	4·120	3 May	.....	4·6	On 28 December the rain gauge was blown over by the wind.
Wentworth	476	...	.....	...	.....	S.W.	1·8	75·2	...	113·2	...	12·780	70	0·810	31 August	80·242	4·1	Min. thermometer broken 10 February.
Wilton	13	...	.....	...	.....	.....	...	...	...	...	...	34·750	98	2·000	4 Feb. & 2 May...	.....	...	
Cordeaux River ...	6	...	.....	...	.....	W. & N.W. equal.	...	67·8	...	92·0	...	60·860	120	4·510	1 March	.....	...	Max. readings commenced in July.
Young	140	...	.....	58·9	.....	S.E. & W. equal.	1·1	72·2	46·9	108·0	28·0	26·410	54	1·630	19 February ...	27·478	2·5	No rain measured in July. Evaporation amount only for last 4 months. No note of clouds until September.
Wollongong	0	...	.....	61·6	.....	N.E.	1·6	70·9	52·1	96·0	40·0	29·450	36	4·500	1 May	.....	...	Rainfall for June and July lost, not having been entered by observer. No. rainfall amount in January or November.
Moss Vale	31	...	.....	55·9	.....	W.	1·3	65·2	46·5	100·0	29·0	44·800	93	4·090	7 June	.....	...	No observations taken of the clouds or evaporation.
Goulburn	54	2,129	30·044	56·5	72·9	W.	0·3	69·8	43·1	106·1	21·0	25·570	88	2·650	7 June	44·620	5·8	
Wagga Wagga	161	...	.....	56·2	.....	N.E.	0·6	68·0	48·9	98·0	28·0	24·544	70	1·600	7 June	61·307	2·1	No max. during first 5 months. June evaporation rejected; on 10 days the water was reduced to 14 lbs., without being weighed first. Clouds for last 5 months.
Cape St. George ...	0	175	29·973	61·4	76·7	S.	1·8	67·8	54·9	98·0	40·0	46·690	96	2·600	28 June	.....	6·0	
Queanbeyan	60	...	.....	57·5	.....	N.W.	1·1	69·6	45·3	98·0	27·0	17·140	67	1·800	5 February ...	33·994	4·7	
Urana	218	400	.....	62·3	.....	S.W.	1·6	73·3	51·2	109·0	32·0	24·570	77	1·250	3 May	62·600	4·1	
Deniliquin	287	410	30·030	61·8	68·5	S.W.	1·4	77·3	46·4	115·0	30·0	24·140	65	2·050	31 August	.....	3·2	No barometer in June and July, having been broken.
Moruya	...	...	.....	...	.....	W. & N.E. equal.	1·8	74·4	49·1	95·3	35·1	7·450	28	1·070	12 October ...	26·095	6·2	New station started in July.
Bodalla	7	40	.....	57·4	.....	N.E.	0·6	73·7	41·1	95·0	22·0	23·156	37	2·730	25 December ...	35·382	5·0	" "
Albury	175	572	30·023	58·2	78·8	N.E.	0·6	74·3	42·9	110·0	22·5	34·300	96	1·700	31 August	26·059	4·6	Amount of evaporation not given for first 5 months.
Cooma	52	2,637	.....	52·9	.....	S.	1·7	67·7	37·9	105·0	17·0	9·800	72	1·760	7 June	23·804	6·0	Rainfall for February not given—rain measure broken.
Eden	0	107	29·973	59·6	76·3	S.W.	1·6	66·5	52·6	82·0	37·0	43·610	128	10·520	4 May	.....	5·7	

METEOROLOGY—*continued.*

No. 154.—COMPARATIVE TABLE of TEMPERATURE, RAINFALL, and EVAPORATION, at various Stations, for the Years 1871 to 1875 inclusive.

STATIONS.	Temperature.					Rainfall.					Number of Days Rain.					Evaporation.					Rainfall on Western side of Range.									
	1871.	1872.	1873.	1874.	1875.	1871.	1872.	1873.	1874.	1875.	1871.	1872.	1873.	1874.	1875.	1871.	1872.	1873.	1874.	1875.	1871.		1872.		1873.		1874.		1875.	
						inches.	inches.	inches.	inches.	inches.	days.	days.	days.	days.	days	inches.	inches.	inches.	inches.	inches.	inches.	days.	inches.	days.	inches.	days.	inches.	days.	inches.	days.
Tenterfield ...	.....	55·4	56·8	54·6	58·0	32·595	37·140	35·573	25·910	22·780	120	101	72	68	65	47·961	26·729	24·483	.....	.....	.....	.....	.....	.....	.....	.....	.....	.....	.....	.....
Grafton ...	.....	65·2	68 1	68·2	67·4	.....	35·258	42·911	31·002	36·500	...	92	76	76	74	.....	35·057	48·786	49·501	49·668	.....	.....	.....	.....	.....	.....	.....	.....	.....	.....
Inverell	.....	.....	.....	.....	60·2	.....	.....	.....	.....	21·690	...	...	...	...	63	.....	.....	.....	.....	.....	.....	.....	.....	.....	.....	.....	.....	.....	21·690	63
Bourke	.....	61 9	65·3	[a]64·0	62·4	.....	24·000	11·900	[a]23·470	2·850	...	52	39	[a]44	23	.....	.....	.....	.....	52·791	.....	.....	24·000	52	11·900	39	[a]23·470	[k] 44	2·850	23
Narrabri	69·0	68·2	67·8	67 1	68·1	23·705	24·880	32·340	28·020	20·380	68	63	65	56	66	66·141	76·074	62·863	62·383	70·769	23·705	68	24 880	63	32·340	65	28·020	56	20·380	66
Armidale	56·2	55·9	57·9	55·7	58·0	16·740	33·620	28·710	16·606	37·540	44	77	98	76	86	29·064	.....	29·312	40·186	49·207	.....	.....	.....	.....	.....	.....	.....	.....	.....	.....
Goonoo Goonoo ...	.....	.....	.....	.....	61·5	.....	.....	.....	.....	21·570	...	...	...	...	48	.....	.....	.....	.....	.....	.....	.....	.....	.....	.....	.....	.....	.....	21·570	48
Port Macquarie ...	63·9	64·0	64·4	64·4	64·5	57 616	47·243	96·903	45·075	69·735	120	139	149	139	149	55·739	72·235	62·916	62·801	74·015	.....	.....	.....	.....	.....	.....	.....	.....	.....	.....
Murrurundi ...	61·6	60·2	60·6	.....	62·3	28·796	23·670	44·100	.....	14·850	83	62	44	...	42	47·931	.....	.....	.....	.....	.....	.....	.....	.....	.....	.....	.....	.....	.....	.....
Cassilis ...	.....	61 4	61·4	60·6	63·6	23 650	23·250	28·090	28·240	25·040	80	56	60	76	60	.....	.....	41·201	34·767	41·554	.....	.....	.....	.....	.....	.....	.....	.....	.....	.....
Scone	.....	.....	.....	.....	62·9	.....	.....	.....	.....	22·780	...	...	...	...	47	.....	.....	.....	.....	58·272	.....	.....	.....	.....	.....	.....	.....	.....	.....	.....
Muswellbrook ...	64·4	61·4	.....	63·0	65·4	14·818	28·503	.....	[b]	12·690	31	46	...	[b]	66	48·527	57·466	.....	[b]	.....	.....	.....	.....	.....	.....	.....	.....	.....	.....	.....
Dubbo	.....	59·6	61·1	55·7	63·2	15·550	24·750	17·840	[c]10·050	20·700	57	75	41	[c]28	59	58·382	59·133	38·257	[c]15 539	.....	15·550	57	24·750	75	17·840	41	.....	.....	20·700	59
Mudgee	56·6	60·0	59·7	61·8	[d]	21·100	32·820	23·638	34·490	[d]	77	66	49	79	[d]	42·395	.....	.....	26·255	[d]	21·100	77	32·820	66	23·638	49	34·490	79	[d]	[d]
Dalwood	.....	.....	.....	.....	[e]	33·060	25·650	41·750	[e]	.....	53	96	101	[e]	...	.....	.....	.....	.....	.....	.....	.....	.....	.....	.....	.....	.....	.....	.....	.....
West Maitland ...	65 3	62·8	63·0	60·2	61·8	31·875	23·206	41·090	37·615	37·805	108	104	107	88	91	55·311	49·126	42·447	52·580	60·963	.....	.....	.....	.....	.....	.....	.....	.....	.....	.....
Lambton	.....	60·7	59·7	59·3	60·4	.....	38·580	64·880	64·640	52·170	...	124	125	112	110	.....	40·652	43·515	54·929	58·996	.....	.....	.....	.....	.....	.....	.....	.....	.....	.....
Newcastle ...	63·7	63·6	63·7	63·3	63·8	62·630	37·840	57·600	62·930	49·600	116	128	139	126	108	.....	.....	.....	.....	.....	.....	.....	.....	.....	.....	.....	.....	.....	.....	.....
Orange	53·2	54·5	54·9	56·4	52·6	34·480	46·210	36·310	50·050	38·210	120	121	115	128	111	38·997	42·405	30·916	41·260	50·431	34·480	120	46·210	121	36·310	115	50·050	128	38·210	111
Bathurst	58·5	57·3	55·7	57·3	59·3	22·900	30·630	26·500	26·530	22·050	72	78	73	84	70	.....	.....	.....	.....	.....	22·900	72	30·630	78	26·500	73	26·530	84	22·050	70
Forbes	.....	.....	.....	.....	60·3	.....	.....	.....	.....	6·720	...	...	...	...	22	.....	.....	.....	.....	.....	.....	.....	.....	.....	.....	.....	.....	.....	6·720	22
Kurrajong ...	55·3	54·8	54·1	54·4	54·0	65·970	42·970	46·000	40·365	36·880	126	125	128	122	106	.....	.....	.....	.....	.....	.....	.....	.....	.....	.....	.....	.....	.....	.....	.....
Mount Victoria ...	.....	54·2	54·1	[f]55·1	[f]54·2	.....	30·310	50·790	[f]23·130	23·420	...	126	119	[f]94	85	.....	34·916	46·564	[f]21·430	59·697	.....	.....	.....	.....	.....	.....	.....	.....	.....	.....
Woodford ...	.....	58·3	57·7	57·5	[g]	.....	40·920	64·300	55·470	[g]	...	140	131	160	[g]	.....	.....	.....	.....	.....	.....	.....	.....	.....	.....	.....	.....	.....	.....	.....
Parramatta ...	.....	61 4	.....	58·4	.....	.....	28·270	.....	39 280	23·790	...	104	...	46	74	... ...	.....	42·372	.....	.....	.....	.....	.....	.....	.....	.....	.....	.....	.....	.....
Windsor	.....	.....	64·0	63·6	64·0	34·468	24·254	41·380	32·078	33·378	...	...	152	155	148	.....	.....	24·490	26·392	32·412	....	.....	.....	.....	.....	.....	.....	.....	.....	.....
Sydney	62·4	62·6	63 0	63·0	63·3	52·147	37·122	73·404	63·600	46·251	141	161	176	173	153	40·589	43·109	49·531	53·112	59·628	.....	.....	.....	.....	.....	.....	.....	.....	.....	.....
Liverpool	.....	60·8	60·2	60·1	59·0	41·852	27·013	50·991	41·927	35·705	135	158	153	151	143	.....	.....	.....	.....	.....	.....	.....	.....	.....	.....	.....	.....	.....	.....	.....
Wentworth ...	.....	64·4	64·7	65·1	[h]	15·242	15 770	12·930	10·980	12·780	66	77	80	72	70	65·237	75·802	70·241	.....	80·242	15·242	66	15·770	77	12·930	80	10·980	72	12·780	70
Wilton	.....	.....	.....	.....	.....	.....	31·540	48·240	33 640	34·750	...	70	93	85	98	.....	.....	.....	.....	.....	.....	.....	.....	.....	.....	.....	.....	.....	.....	.....
Young	.....	56·5	58·9	60·0	58·9	.....	37·530	27·490	27·510	26·410	...	70	81	80	54	.....	33 801	49·778	37·983	27·478	.....	.....	37·530	70	27·490	81	27·510	80	26·410	54
Cordeaux River ...	.....	.....	.....	.....	.....	.....	43·150	83·910	60·280	60·860	...	109	134	127	120	.....	.....	.....	.....	.....	.....	.....	.....	.....	.....	.....	.....	.....	.....	.....
Wollongong ...	62·4	61·8	62·3	62·3	61·6	48 340	28·310	49·330	[i]	29·450	75	48	66	[i]	36	37·708	42·442	38·200	.....	.....	.....	.....	.....	.....	.....	.....	.....	.....	.....	.....
Moss Vale ...	.....	55·2	54·8	55·4	55·9	.....	45·510	59·130	46·880	44 800	...	109	93	97	93	.....	.....	.....	.....	.....	.....	.....	.....	.....	.....	.....	.....	.....	.....	.....
Goulburn ...	56·9	55·4	57·3	56 8	56·5	32·450	29·986	31·370	26·850	25·570	111	99	92	90	88	37·336	38·435	40·206	39·170	44·620	.....	.....	.....	.....	.....	.....	.....	.....	.....	.....
Terara	.....	.....	.....	.....	[j]	.....	36·580	72·320	.....	[j]	...	112	114	...	[j]	.....	.....	.....	[j]	.....	.....	.....	.....	.....	.....	.....	.....	[j]	.....	[j]
Wagga Wagga ...	.....	59·6	60·0	59·8	56·2	.....	30·240	20·830	28·350	24·544	...	88	62	73	70	.....	47·041	55·697	65 623	61·307	.....	.....	30·240	88	20·830	62	28·350	73	24·544	70
Cape St. George ...	61·9	61·5	62·1	61·7	61·4	61 932	37·134	64·130	38·260	46·690	150	138	130	119	96	.....	.....	.....	.....	.....	.....	.....	.....	.....	.....	.....	.....	.....	.....	.....
Queanbeyan ...	52·2	50·0	52·0	56·0	57·5	27·820	29·020	26·040	18·700	17·140	100	80	65	61	67	40·479	46·526	42·791	36·008	33·994	27·820	100	29 020	80	26·040	65	18·700	61	17·140	67
Urana	64·5	60·4	63·6	63·0	62·3	21·080	28·780	18·300	17·560	24·570	28	50	58	65	77	58·027	48·447	67·587	79·852	62·600	21·080	28	28·780	50	18·300	58	17·560	65	24·570	77
Deniliquin ...	61·7	59·4	60 2	61·4	61·8	20·770	17·390	22·540	18·270	24·140	67	74	78	57	65	.....	.....	.....	.....	.....	20·770	67	17·390	74	22·540	78	18·270	57	24·140	65
Moruya	.....	.....	.....	.....	.....	.....	.....	.....	.....	.....	...	...	...	...	...	.....	.....	.....	.....	.....	.....	.....	.....	.....	.....	.....	.....	.....	.....	.....
Kiandra	46·0	43·9	43·0	.....	.....	74·100	55·980	55·900	.....	.....	138	114	117	...	...	.....	.....	.....	.....	.....	.....	.....	.....	.....	.....	.....	.....	.....	.....	.....
Bodalla	.....	.....	.....	.....	57·4	.....	.....	.....	.....	23·156	...	...	...	...	37	.....	.....	.....	.....	35·382	.....	.....	.....	.....	.....	.....	.....	.....	.....	.....
Albury	.....	60·4	59·5	59·3	58·2	30·859	28·450	27·110	27·780	34·300	98	72	95	[k]81	96	....	24·606	... .	... .	26·059	30·859	98	28·450	72	27·110	95	27·780	81	34·300	96
Cooma	52·4	51·9	54·5	53·8	52·9	24·290	16·810	22·470	14·230	9·800	80	69	76	61	72	.....	.....	26·390	26·083	23·804	24·290	80	16·810	69	22·470	76	14·230	61	9·800	72
Eden	60·7	60·6	60·8	59·8	59·6	53·740	24·630	53·780	45·490	43·610	131	107	120	158	128	.....	.....	.....	.....	.....	.....	.....	.....	.....	.....	.....	.....	.....	.....	.....
Sums ...	1248·6	2125 2	2086·9	2098·1	2230·4	1024·575	1304·919	1642·850	1195·258	1297·574	2,595	3.780	3,634	3307	3336	769·824	894·002	978·543	825·854	1113·889	257·796	833	387·280	1035	326·238	977	325·940	941	347·854	1,033
Average ...	59·5	59·0	59·6	60·0	60·3	35·330	31·827	42·124	34·150	31·648	93	95	97	95	81	48·114	47·053	44·479	43·466	50·631	23·436	76	27·663	74	23·303	70	25·072	72	21·741	64
Eastern Stations only.	.....	.....	.....	.....	.....	42·599	33·987	52·664	39·514	37·989	104	106	106	108	92	.....	.....	.....	.....	.....	.....	.....	.....	.....	.....	.....	.....	.....	.....	.....

[a] BOURKE.—1874 results for 9 months only; Telegraph Office burnt down, and the instruments destroyed; instruments replaced May, 1875.
[b] MUSWELLBROOK.—Rainfall for first four months of 1874 only.
[c] DUBBO.—Rain gauge and evaporator out of order during first 4 months of 1874; no rainfall measured during that period.
[d] MUDGEE.—Returns not sent in since January, 1875.
[e] DALWOOD.—1874 returns for only 4 months.
[f] MOUNT VICTORIA.—No record for August, September, October, and November, 1874.
[g] WOODFORD.—No return for 1875.
[h] WENTWORTH.—Minimum Thermometer out of order.
[i] WOLLONGONG.—Rain-gauge out of order; no record during 1874.
[j] TERARA.—No returns for 1874 or 1875.
[k] ALBURY.—No rain measured Feb., 1874.

Returns kindly furnished by—
Rev. J. Spicer Wood, Lambton.
J. Comrie, Esq., Kurrajong.
A. Fairfax, Esq., Woodford.
J. Tebbutt, Esq., F.R.A.S., Windsor.
Rev. R. L. King, Liverpool.
W. Macdonald, Esq., Moss Vale.
J. Wyndham, Esq., Dalwood.

REAL AND LEASEHOLD ESTATES.

No. 155.—DECENNIAL RETURN of the Number and Amount of Transactions in REAL AND LEASEHOLD ESTATES, registered in the Colony.

Nature of Transaction.	1866.		1867.		1868.		1869.		1870.		1871.		1872.		1873.		1874.		1875.	
	No. of Deeds registered.	Amount.	No. of Deeds registered.	Amount.	No. of Deeds registered.	Amount.	No. of Deeds registered.	Amount.	No. of Deeds registered.	Amount.	No. of Deeds registered.	Amount.	No. of Deeds registered.	Amount.	No. of Deeds registered	Amount.	No. of Deeds registered.	Amount.	No. of Deeds registered.	Amount.
		£ s. d.		£ s. d.		£ s. d.		£ s. d.		£ s. d.		£ s. d.		£ s. d.		£ s. d.		£ s. d.		£ s. d.
Conveyances under Mortgage..	205	105,124 9 7	58	33,090 3 5	246	115,492 1 3	171	83,512 16 4	215	85,960 14 2	248	148,340 8 9	223	110,697 6 4	235	132,874 17 4	176	53,799 1 8	169	105,522 17 7
Conveyances (absolute) ...	2,263	579,826 2 6	2,189	608,420 19 1	2,136	550,696 0 2	2,512	619,446 12 2	2,263	573,388 2 7	2,261	482,539 19 0	2,397	665,430 2 9	2,651	801,360 5 1	3,482	1,245,506 13 8	4,472	1,464,136 14 6
Assignments (absolute), Leasehold Estates	88	29,973 6 4	82	52,088 3 5	76	19,651 16 0	109	59,927 19 6	101	24,907 12 6	96	25,651 11 9	125	52,174 13 1	152	52,216 15 7	160	62,688 13 8	168	110,853 5 8
Mortgages	1,207	681,981 18 6	1,192	656,108 1 11	1,257	648,180 16 4	1,368	861,679 11 0	1,323	669,942 5 9	1,478	697,440 12 1	1,331	611,857 5 10	1,241	711,315 10 3	1,388	826,703 11 0	1,581	1,039,116 0 11
Discharges of Mortgages ...	600	344,415 12 6	514	452,933 9 10	662	399,493 10 3	698	354,318 11 1	647	373,597 2 6	646	318,168 7 6	634	392,697 15 9	920	541,654 6 5	985	551,777 0 0	1,114	628,658 17 0
Transfers of Mortgages ...	74	57,630 5 3	84	107,781 12 7	65	54,321 17 3	88	97,040 6 5	76	44,681 17 2	79	42,802 16 0	75	78,434 17 3	78	96,994 5 11	51	26,497 9 2	63	42,103 3 10
TOTALS	4,437	1,798,951 14 8	4,119	1,910,422 10 3	4,442	1,787,836 1 3	4,946	2,075,925 16 6	4,625	1,772,477 14 8	4,808	1,714,943 5 1	4,785	1,911,292 1 0	5,277	2,336,416 0 7	6,242	2,766,972 9 2	7,567	3,390,390 19 6
Lease—Period exceeding three years	221	*16,283 14 9	218	*9,765 3 4	283	*16,750 3 10	297	*18,842 0 0	250	*13,829 9 4	268	*38,658 12 1	178	*10,314 12 1	216	*15,705 9 8	207	*15,447 10 0	245	*19,715 18 2
Annuity Deeds†	...	.....	...	.....	...	.....	...	.....	...	.....	...	.....	...	.....	...	.....	...	.....	...	.....
Assignment for Creditors ...	40	.....	24	.....	16	.....	10	.....	19	.....	24	.....	10	.....	19	.....	14	.....	11	.....
Settlements, *ante* and *post nuptial* †	...	.....	...	.....	...	.....	...	.....	...	.....	...	.....	...	.....	...	.....	...	.....	...	.....
Miscellaneous Deeds, *i. e.*,—Partition deeds, appointments of trustees, disentailing deeds, disclaimers of trusts, deeds of gift, confirmations, powers of attorney, wills, releases of dower, &c., &c.	616	.....	598	.....	369	.....	373	.....	388	.....	490	.....	455	.....	677	.....	711	.....	1,214	.....
TOTAL NUMBER OF DEEDS REGISTERED‡	5,314	.....	4,959	.....	5,110	.....	5,626	.....	5,282	.....	5,590	.....	5,428	.....	6,189	.....	7,174	.....	9,037	.....

* Yearly. † Included in Miscellaneous. ‡ Exclusive of Government Deeds, for which no fees are charged for registration.

NOTE.—Leases for periods of three years and under are not registered.

MORTGAGES ON LAND.

No. 156.—DECENNIAL RETURN of the Number and Amount of MORTGAGES ON LAND registered in the Colony.

Year.	Lent on Town Lands.		Lent on Suburban Lands.		Lent on Town and Country Lands.		Lent on Country Lands.		Total.	
	No. of Mortgages.	Amount.	No. of Mortgages.	Amount.	No. of Mortgages.	Amount.	No. of Mortgages.	Amount.	No. of Mortgages.	Amount.
		£ s. d.		£ s. d.		£ s. d.		£ s. d.		£ s. d.
1866	466	261,086 9 0	252	70,940 18 10	32	65,298 17 2	457	284,655 13 6	1,207	681,981 18 6
1867	505	239,944 3 4	291	86,009 17 6	53	96,200 18 1	343	233,953 3 0	1,192	656,108 1 11
1868	507	249,691 4 9	230	68,919 14 11	44	23,091 19 0	476	306,477 17 8	1,257	648,180 16 4
1869	556	338,884 9 10	320	96,155 15 9	36	77,120 6 5	456	349,518 19 0	1,368	861,679 11 0
1870	520	269,475 12 9	291	103,820 15 1	24	24,052 19 4	488	272,592 18 7	1,323	669,942 5 9
1871	632	242,244 1 6	464	139,496 0 8	43	55,765 0 0	339	259,935 9 11	1,478	697,440 12 1
1872	547	280,580 9 10	415	82,469 2 9	27	20,044 2 0	342	228,763 11 3	1,331	611,857 5 10
1873	580	280,588 13 7	296	132,554 11 2	14	28,600 0 0	351	269,572 5 6	1,241	711,315 10 3
1874	666	384,255 12 6	366	143,329 11 4	12	12,380 19 0	344	286,737 8 2	1,388	826,703 11 0
1875	615	375,846 7 5	422	242,544 4 7	11	38,700 0 0	533	381,025 8 11	1,581	1,039,116 0 11

DISCHARGES OF MORTGAGES ON LAND AND CONVEYANCES UNDER MORTGAGE.

No. 157.—DECENNIAL RETURN of the Number and Amount of DISCHARGES OF MORTGAGES ON LAND AND CONVEYANCES UNDER MORTGAGE.

Year.	Discharges of Mortgages on Land.		Conveyances under Mortgage.	
	Number.	Amount.	Number.	Amount.
		£ s. d.		£ s. d.
1866	600	344,415 12 6	205	105,124 9 7
1867	514	452,933 9 10	58	33,090 3 5
1868	662	399,493 10 3	246	115,492 1 3
1869	698	354,318 11 1	171	83,512 16 4
1870	647	373,597 2 6	215	85,960 14 2
1871	646	318,168 7 6	248	148,340 8 9
1872	634	392,697 15 9	223	110,697 6 4
1873	920	541,654 6 5	235	132,874 17 4
1874	985	551,777 0 0	176	53,799 1 8
1875	1,114	628,658 17 0	169	105,522 17 7

PREFERABLE LIENS ON WOOL, MORTGAGES ON LIVE STOCK.

No. 158.—DECENNIAL RETURN of the Number and Amount of PREFERABLE LIENS ON WOOL, and of MORTGAGES ON LIVE STOCK, registered in the Colony.

Year.	Preferable Liens on Wool.			Mortgages on Live Stock.				
	No. of Liens.	No. of Sheep.	Amount of Liens.	No. of Mortgages.	No. of Sheep.	No. of Horned Cattle.	No. of Horses.	Amount Lent.
			£ s. d.					£ s. d.
1866	182	1,904,804	316,382 7 11	362	1,851,409	343,635	6,833	1,285,692 19 7
1867	268	3,249,433	521,384 9 5	392	2,384,506	181,739	4,728	1,205,010 18 6
1868	286	3,695,587	512,121 6 3	370	2,997,019	211,811	7,769	1,399,479 14 8
1869	285	4,119,370	531,777 9 8	329	2,057,631	184,923	10,150	1,195,403 2 4
1870	317	3,411,469	371,231 13 7	294	1,281,340	147,119	3,884	840,584 3 10
1871	328	4,113,108	451,926 13 5	314	1,509,672	126,750	5,239	703,333 5 0
1872	360	2,716,378	377,032 1 0	303	1,467,020	114,801	3,420	1,076,432 12 2
1873	377	3,195,817	472,861 4 2	371	2,383,310	128,860	3,808	1,723,336 19 8
1874	444	2,959,892	423,164 1 4	508	2,277,567	152,241	6,019	1,962,313 0 7
1875	686	4,197,853	674,746 18 2	749	2,844,740	199,031	7,290	2,008,969 18 11

N.B.—When any sum has been secured both by a Lien on the Wool and by a Mortgage of the Sheep, the amount is included under the head of Mortgages only

DISCHARGES OF MORTGAGES ON LIVE STOCK.

No. 159.—DECENNIAL RETURN of the Number and Amount of DISCHARGES OF MORTGAGES ON LIVE STOCK, registered in the Colony.

Year.	Number.	Amount.
		£ s. d.
1866	87	639,413 0 10
1867	117	765,501 7 5
1868	111	962,596 8 11
1869	85	741,238 7 7
1870	95	435,762 6 9
1871	70	333,536 8 2
1872	184	1,245,318 10 3
1873	173	1,015,863 2 9
1874	148	818,949 17 7
1875	182	992,780 6 7

LIENS ON GROWING CROPS.

No. 160.—DECENNIAL RETURN of the Number and Amount of LIENS ON GROWING CROPS in the Colony, registered in Sydney.

Year.	Number.	Amount.
		£ s. d.
1866	146	12,652 7 11
1867	171	13,895 16 4
1868	112	11,308 13 10½
1869	151	13,672 11 1
1870	213	10,045 3 3
1871	266	13,170 7 8½
1872	281	11,795 13 5
1873	346	12,475 0 3
1874	329	13,336 9 10½
1875	302	14,181 4 9

TRANSACTIONS UNDER "REAL PROPERTY ACT."

NUMBER OF APPLICATIONS, &c.

No. 161.—DECENNIAL RETURN of the Number of APPLICATIONS, with the Amount of FEES, &c., under the Real Property Act.

Year.	No. of Applications.	No. of Properties.	Area.			Value.	Fees.			
			Town and Suburban.	Country.	Total.		Assurance.	Commissioners.	Certificates and other Dealings.	Total.
			a. r. p.	a. r. p.	a. r. p.	£	£ s. d.	£ s. d.	£ s. d.	£ s. d.
1866	379	532	652 1 39¾	36583 3 26	37236 1 25¾	278063	768 18 8	379 10 0	1305 4 4	2453 13 0
1867	324	459	836 2 5¾	35121 0 15	35957 2 20¾	261484	879 6 2	356 5 0	1591 5 4	2826 16 6
1868	304	495	430 0 39¼	58223 0 10	58653 1 9¼	214813	413 4 8	350 10 0	1758 9 4	2522 4 0
1869	300	495	371 1 25	30488 2 36¼	30860 0 22¼	177569	370 3 10	318 0 0	2043 5 4	2731 9 2
1870	280	406	1338 2 20½	51568 3 17	51907 1 37½	203476	423 12 3	311 5 0	2190 0 8	2924 17 11
1871	269	376	184 2 17¾	14335 1 12¾	14519 3 30½	197338	412 13 9	349 0 0	2577 16 4	3339 10 1
1872	229	321	1,596 2 19	33862 2 4	35459 0 23	157376	328 2 3	267 10 0	2865 2 8	3460 14 11
1873	251	427	1,085 3 18¼	30122 2 0	31207 1 18¼	335289	703 16 1	401 5 0	3235 16 8	4340 17 9
1874	288	421	622 3 32	25746 0 23	26369 0 15	362403	753 8 2	475 10 0	3457 7 0	4686 5 2
1875	256	353	358 2 38¼	21039 2 9	21398 1 7½	229258	480 15 10	410 10 0	5138 0 8	6029 6 6

1867—Exclusive of 10 applications withdrawn.
1868 " 17 "
1869 " 8 "
1870 " 7 "
1871 " 12 "
1872 " 6 "
1873 " 7 "
1874 " 9 "
1875 " 8 "

CROWN GRANTS REGISTERED, &c.

No. 162.—DECENNIAL RETURN showing the Number and Area of CROWN GRANTS registered, &c., under the Real Property Act.

Year.	Number of Grants.	Area.				Value.	Assurance.
		Town and Suburban.		Country.		Total.		
		a. r. p.		a. r. p.		a. r. p.	£ s. d.	£ s. d.
1866	2,455	1,205 2 29¾		112,531 1 15		113,737 0 4¾	139,526 2 11	291 2 2
1867	4,309	3,385 1 22¾		169,213 0 12½		172,598 1 35¼	212,101 19 5	442 2 5
1868	4,116	1,649 0 7½		245,229 0 34		246,878 1 1¼	271,158 7 10	567 12 7
1869	2,967	1,161 1 35¼		168,791 3 6¾		169,953 1 2	185,939 4 4	389 6 0
1870	3,301	1,432 3 30¾		139,982 3 25¾		141,415 3 26½	163,557 10 6	342 15 10
1871	3,108	418 2 38		138,553 3 34½		138,972 2 32½	162,107 6 2	338 3 5
1872	3,637	400 1 37½		173,522 1 13½		173,922 3 11	187,783 17 6	392 0 7
1873	3,454	446 1 32¾		237,433 1 32¾		237,879 3 25½	248,792 1 6	518 10 9
1874	4,080	876 2 32¾		279,478 3 12¼		280,355 2 5	326,228 18 9	680 3 7
1875	9,830	1,585 2 35		833,370 2 0		834,956 0 35	848 883 1 10	1,779 2 9

CIVIL JUSTICE.

SUPREME AND CIRCUIT COURTS.

No. 163.—RETURN showing the Business of the Supreme and Circuit Courts, and also the Divorce and Matrimonial Causes Court, during the Year 1875.

Civil Jurisdiction.			Equity.				Testamentary.				Appellate Jurisdiction.	
No. of Writs issued.	No. of Causes entered for Trial.	Total Amount for which Judgment signed.	No. of Bills filed.	No. of Claims.	No. of Petitions.	No. of Decrees and Orders.	No. of Probates and Administrations Will annexed.	Amount sworn to.	No. of Letters of Administration.	Amount sworn to.	No. of Cases from Insolvency Court.	No. of Cases from District Court.
		£ s. d.						£ s. d.		£ s. d.		
2,055	287	106,450 5 4	54	...	27	163	482	1,286,879 0 0	426	169,969 0 0	3	4

Actions at Law.							Suits and Proceedings in Equity.								Admiralty, Insolvency, and Ecclesiastical.						Orders made in Chambers and in Banco of all kinds.		Criminal Sittings	
Amounts recovered.			No. of Writs of Ejectment.	No. of Days occupied in Jury Trials on Circuit.	No. of Days occupied in Jury Trials in Sydney.	No. of Days' Sittings in Banco.	No. of Bills and Answers filed.	No. of Petitions and Motions.	No. of Orders and Decrees made, of all kinds.	No. of Appeals to the full Court.	No. of Days occupied in—		Value of Property in Contest: i.e.— How many Suits or Proceedings affected Property of—			No. of Orders and Decrees made in these Jurisdictions severally.			No. of Days' Sittings in each (including Equity Appeals and Appeals in Insolvency.			No. of Orders in Banco.	No. of Orders in Chambers.	No. of Days on Circuit.	No. of Days in Sydney.
£5,000 and upwards.	£300 up to £5,000.	£30 up to £300.									Hearings.	Appeals.	£5,000 and upwards.	£900 up to £5,000.	£90 up to £900.	Admiralty.	Insolvency.	Ecclesiastical.	Admiralty.	Insolvency.	Ecclesiastical.				
£	£	£																						
24,667	40,335	54,614	61	*	60	73	93	70	163	8	81	13	*	*	*	8	3	2	20	3	3	199	204	52	94

DIVORCE AND MATRIMONIAL CAUSES COURT.

Petitions for Dissolution of Marriage.	Petitions for Judicial separation.	Petitions for Alimony.	Appearances entered.	Answers filed.	Affidavits filed.	Citations filed.	Replications filed.	Rolls for hearing.	Orders to set down Causes for hearing.	Decrees dismissing Petitions.	Decrees for Dissolution of Marriage.	Decrees for Judicial separation.	Decrees for Alimony.	Orders to protect wife's earnings.	Orders for substitution of service.	Orders to examine witnesses under Commission.	Other orders.	Orders to proceed in *formâ Pauperis*.	Orders for service out of jurisdiction.	Orders dismissing Petitions on application.	Subpœnas.	Commission to examine witnesses.	Records of Issues.	Appeals to full Court.	Attachments issued.	Petition for restitution of conjugal rights.	Orders on appeal.	Orders allowing Attorney General to intervene.	Orders staying proceedings.	Master's Certificates.
19	...	1	8	6	66	8	2	16	16	...	9	...	...	...	3	...	4	2	...	...	9	...	16	...	...	...	...	...	...	...

* Cannot be ascertained.

No. 164.—RETURN of the Number of Civil Cases tried in the Supreme and Circuit Courts, during the Year 1875.

District where tried.	Juries of Four.		Juries of Twelve.		Total.
	Defended.	Undefended.	Common.	Special.	
Central Court, Sydney	97	2	.....	.....	99
Circuit Courts ... Albury	1	.....	.....	.....	1
Armidale	3	.....	.....	.....	3
Bathurst	4	.....	.....	.....	4
Deniliquin	9	.....	.....	.....	9
Goulburn...	.....	.....	.....	.....	.....
Maitland	7	.....	.....	.....	7
Mudgee	2	.....	.....	.....	2
Tamworth	1	.....	.....	.....	1
Wagga Wagga	4	.....	.....	.....	4
Yass	1	.....	.....	.....	1
TOTAL, CIRCUIT COURTS	32	.....	.....	.....	32
GENERAL TOTAL	129	2	.....	.....	131

No. 165.—DECENNIAL RETURN of the Number of Civil Cases tried in the Supreme and Circuit Courts.

Year.	Before Juries of Twelve.		Before Juries of Four.		Total.
	Common.	Special.	Defended Cases.	Undefended Cases.	
1866	.....	.....	118	4	122
1867	.....	1	108	1	110
1868	.....	3	126	2	131
1869	.....	2	110	6	118
1870	.....	.....	103	4	107
1871	.....	.....	84	1	85
1872	.....	.....	96	3	99
1873	.....	.....	132	6	138
1874	.....	.....	154	3	157
1875	.....	.....	129	2	131

CIVIL JUSTICE—*continued.*

DISTRICT COURTS.

No. 166.—RETURN showing the Number of Suits commenced in the several DISTRICT COURTS in the Colony, during the Twelve Months preceding the 1st day of March, 1876, and other particulars.

District.	The Number of Suits.		Settled.		The Number of Cases.			The Result of the Trials.		The Costs of the Suits.	The Number and Result of Appeals.			The Number of Cases left in Arrear.	The Number of	
	Commenced.	Total Amount Sued for.	Without hearing.	By Arbitration.	Tried.	Tried. By Jury.	Tried. Without Jury.	For Plaintiff.	For Defendant.		Appeals.	Judgments or Orders affirmed.	Reversed.		Motions for New Trials.	New Trials granted.
METROPOLITAN AND COAST DISTRICT.		£ s. d.								£ s. d.						
Sydney	5,026	51,823 0 11	2,083	...	2,942	11	2,931	2,674	268	4,491 2 4	4	...	...	1	8	...
Maitland	140	3,397 7 1	78	...	62	1	61	44	18	115 17 0	...	...	...	...	1	1
Campbelltown	35	420 9 9	20	...	15	...	15	14	1	49 5 4	...	...	...	...	...	...
Windsor	103	1,201 9 6	51	...	52	2	50	46	6	47 11 0	...	...	...	...	...	...
Parramatta	93	1,246 5 0	43	...	44	...	44	33	11	42 16 0	...	...	...	6	...	...
Penrith	57	632 11 5	21	...	36	...	36	24	12	22 13 0	...	...	...	...	...	...
Singleton	20	290 13 1	7	...	11	...	11	5	6	56 11 8	...	...	...	2	...	...
Newcastle	269	3,735 5 4	114	...	155	1	154	138	17	404 15 6	...	...	...	...	...	...
	5,743	62,747 2 1	2,417	...	3,317	15	3,302	2,978	339	5,230 11 10	4	...	...	9	9	1
SOUTHERN DISTRICT.																
Wollongong	43	1,428 11 5	21	1	21	2	19	18	3	*115 6 8	...	...	...	...	1	...
Kiama	30	872 0 5	13	...	17	...	17	14	3	67 18 10	...	...	...	...	...	...
Nowra	31	928 0 0	12	...	19	2	17	16	3	23 11 6	...	...	...	...	...	...
Goulburn	116	3,351 13 5½	43	...	56	3	53	52	4	60 11 6	...	...	...	17	...	...
Yass	98	4,630 10 9	29	2	66	1	65	49	17	70 12 0	...	...	...	1	1	...
Queanbeyan	31	875 12 11	7	...	12	...	12	8	4	61 0 2	...	...	...	12	...	...
Cooma	106	4,726 19 4½	51	...	47	13	34	40	7	96 14 0	...	...	...	8	...	...
Bega	16	586 2 4	3	1	11	...	11	8	3	30 2 0	...	...	...	1	...	...
Eden	5	301 0 4½	...	1	4	2	2	4	...	21 11 10	...	...	...	...	...	...
Bombala	34	771 18 3½	11	...	23	1	22	22	1	78 10 6	...	...	...	...	...	...
Braidwood	123	1,921 14 5	41	1	77	2	75	71	6	97 3 9	...	...	...	4	1	...
Moruya	18	345 18 4½	5	...	13	1	12	9	4	70 17 1	...	...	...	...	...	...
Berrima	13	420 1 3	3	1	9	...	9	6	3	26 17 4	...	...	...	...	...	...
Hartley	8	443 4 5	1	...	7	...	7	6	1	10 13 0	...	...	...	...	...	...
Mudgee	135	6,218 9 3	76	...	53	6	47	40	13	88 18 6	...	...	...	6	2	...
Ulladulla	12	207 15 8	3	...	9	1	8	5	4	15 9 10	...	...	...	...	...	...
Burrowa	22	1,263 10 10	4	...	18	...	18	13	5	21 6 6	...	...	...	...	...	...
	841	29,293 3 6½	323	7	462	34	428	381	81	957 5 0	...	...	...	49	5	...
SOUTH-WESTERN DISTRICT.																
Young	71	2,876 2 5	38	...	30	6	24	25	5	111 18 4	...	...	...	3	...	...
Grenfell	44	2,440 9 9	18	...	23	1	22	17	6	116 14 6	...	...	...	3	...	...
Gundagai	42	1,041 0 3	12	...	25	...	25	22	3	39 4 8	...	...	...	5	...	...
Tumut	39	898 13 4	8	...	31	...	31	31	...	134 17 5	...	...	...	...	...	...
Wagga Wagga	89	3,869 8 6½	60	...	26	1	25	21	5	270 9 0	...	...	...	3	1	...
Albury	88	1,858 6 5	33	...	54	...	54	35	19	139 18 2	...	...	...	1	...	...
Corowa	15	683 17 6	7	...	8	...	8	8	...	9 12 0	...	...	...	...	...	...
Deniliquin	39	1,419 11 8	10	...	29	3	26	27	2	350 6 8	...	...	...	...	...	...
Hay	37	1,871 14 2	19	...	16	1	15	12	4	216 12 0	...	...	...	2	...	...
Wentworth	7	237 8 0	5	...	2	...	2	2	...	13 2 10	...	...	...	...	...	...
Balranald	9	740 9 7	2	...	7	3	4	3	4	18 10 0	...	...	...	...	...	...
	480	17,937 1 7½	212	...	251	15	236	203	48	1,421 5 7	...	...	...	17	1	...
WESTERN DISTRICT.																
Dubbo	55	2,554 18 10	31	...	24	4	20	17	7	241 6 4	...	17	...	...	...	...
Wellington	7	271 16 9	3	...	4	...	4	3	1	14 18 6	...	...	...	...	...	...
Orange	43	1,093 1 1	19	...	22	...	22	21	1	30 13 0	...	...	...	2	...	...
Forbes	71	3,078 0 11¾	25	1	42	2	40	33	9	325 3 11	...	...	...	3	1	...
Carcoar	22	840 14 5	10	...	12	...	12	10	2	106 7 10	...	...	...	...	...	...
Bathurst	155	4,068 13 9	72	...	78	1	77	74	4	243 1 7	...	...	...	5	3	...
Hill End	25	1,205 2 2	12	...	11	...	11	11	...	15 16 6	...	...	...	2	...	...
Bourke	33	1,485 15 1	17	...	15	...	15	8	7	143 7 2	...	...	...	1	...	...
Molong	5	404 18 6½	3	...	2	1	1	2	...	3 17 6	...	...	...	...	...	...
	416	15,003 1 7¼	192	1	210	8	202	179	31	1,124 12 4	...	17	...	13	4	...
NORTHERN DISTRICT.																
Muswellbrook	31	890 11 10	9	...	18	1	17	17	1	95 15 4	...	...	...	4	...	...
Murrurundi	57	1,153 19 9	21	1	32	1	31	30	2	155 0 0	...	...	...	3	...	...
Tamworth	57	1,373 15 3	24	...	33	3	30	25	8	146 19 6	...	...	...	...	1	1
Armidale	116	2,575 0 11	44	...	70	1	69	65	5	295 13 6	...	...	...	2	...	...
Tenterfield	31	1,343 19 11	7	...	19	...	19	14	5	15 0 0	...	...	...	5	...	...
Glen Innes	47	1,728 15 3½	13	...	33	...	33	29	4	82 3 2	...	...	...	1	...	...
Grafton	137	2,635 19 1	63	...	70	1	69	64	6	382 8 0	...	...	...	4	...	...
Casino	76	2,186 15 1	34	...	42	1	41	35	7	*231 12 11	...	...	...	...	...	...
Port Macquarie	11	210 6 10	3	...	8	...	8	6	2	4 7 6	...	...	...	...	...	...
Kempsey	25	362 11 6	10	...	12	...	12	12	...	16 17 0	...	...	...	3	...	...
Wingham	29	897 4 2	18	...	11	...	11	10	1	45 6 0	...	...	...	...	...	...
Narrabri	3	115 3 11	3	...	...	...	...	...	...	2 16 6	...	...	...	...	...	...
Scone	6	194 5 11	1	...	5	...	5	4	1	15 10 6	...	...	...	...	...	...
Inverell	30	927 15 9	14	...	14	...	14	9	5	19 19 0	...	...	...	2	...	...
Gunnedah	21	827 15 7¾	10	1	7	...	7	5	2	18 18 0	...	...	...	3	...	...
	677	17,424 0 10½	274	2	374	8	366	325	49	1,528 6 11	...	...	...	27	1	1
GENERAL TOTAL ...	8,157	142,404 9 8½	3,418	10	4,614	80	4,534	4,066	548	10,262 1 8	4	17	...	115	20	2

* One case being an issue out of the Supreme Court, the costs of it are not included in this return as the amount is not known by the Registrar

EQUITY, &c.—FEES.

No. 167.—DECENNIAL RETURN of the Amount of FEES collected in the Departments of the Master in Equity and the Prothonotary.

Year.	Curator of Intestate Estates—Duties on Estates of persons dying Intestate.	Equity.	Prothonotary—Ecclesiastical.	Divorce.	Prothonotary—Miscellaneous.	Total.
	£ s. d.	£ s. d.	£ s. d.	£ s. d.	£ s. d.	£ s. d.
1866	527 7 0	966 13 6	83 2 7	.....	2,157 19 6	3,735 2 7
1867	414 18 4	821 8 9	115 13 7	.....	1,977 6 7	3,329 7 3
1868	351 8 0	735 7 11	62 15 10	.....	1,573 14 5	2,723 6 2
1869	1,736 4 9	536 7 1	117 4 10	.....	1,493 11 0	3,883 7 8
1870	128 15 3	493 2 1	104 19 9	.....	1,615 0 6	2,341 17 7
1871	615 1 9	488 3 10	109 11 7	.....	1,651 1 5	2,863 18 7
1872	696 16 5	605 6 6	107 4 10	.....	1,497 16 0	2,907 3 9
1873	473 3 1	510 7 5	121 14 7	Nil	1,918 6 0	3,023 11 1
1874	813 4 2	479 6 4	131 5 2	Nil	1,826 5 8	3,250 1 4
1875	395 14 9	547 15 0	106 14 3	111 3 6	1,939 1 11	3,100 9 5

INSOLVENCIES.

No. 168.—DECENNIAL RETURN of the Number of INSOLVENCIES in the Colony.

Year.	Number of Insolvents.			Amount of Liabilities as shown in the Insolvents' Schedules.	Amount of Assets as shown in the Insolvents' Schedules.	Number of Assignees elected by Creditors to Act with the Official Assignee.	Amount of Deficiency shown in the Insolvents' Estates.	Amount of Court Fees in Insolvency collected under the Act of Council, and paid at the Treasury.
	Voluntary.	Compulsory.	Total.					
	No.	No.	No.	£ s. d.	£ s. d.		£ s. d.	£ s. d.
1866	550	44	594	944,015 13 8	539,184 12 10	2	404,831 0 10	1,980 1 4
1867	659	25	684	737,789 2 2	535,695 18 6	1	202,093 3 8	2,569 5 10
1868	507	27	534	572,651 11 10	233,098 17 5	.....	339,552 14 5	2,159 17 3
1869	513	17	530	483,145 13 10	296,979 12 3	1	186,166 1 7	1,882 10 11
1870	448	28	476	671,870 11 1	394,006 19 8	4	277,863 11 5	1,812 7 5
1871	515	29	544	325,941 5 9	124,288 11 10	3	201,652 13 11	2,023 18 7
1872	457	35	492	370,035 3 6	127,217 7 11	.....	242,817 15 7	1,681 13 9
1873	392	34	426	301,225 8 7	120,136 4 5	3	181,089 4 2	1,587 2 0
1874	394	33	427	254,641 11 2	89,447 5 1	.....	165,194 6 1	1,458 16 0
1875	462	38	500	536,439 18 6	172,181 8 4	1	364,258 10 2	1,764 3 0

MINERS' RIGHTS, MINERAL AND BUSINESS, LICENSES.

No. 169.—RETURN showing the number of MINERS' RIGHTS, MINERAL and BUSINESS LICENSES, issued at each of the Gold Fields in the Colony, in the Year 1875.

Name of Gold Field.	Miners' Rights.	Licenses.	
		Mineral.	Business.
	No.	No.	No.
Albury	78	.....	14
Armidale	159	4	.....
Araluen	155	.....	5
Adelong	41	.....	3
Bathurst	201	.....	15
Bingera	52	.....	1
Bombala	41	.....	15
Braidwood	367	.....	10
Barraba	68	.....	3
Carcoar	140	.....	6
Cowra	21	1	.....
Cargo	20	1	6
Corowa	1	.....	.....
Casino	7	.....	.....
Cooma	4	.....	.....
Dalmorton	27	.....	4
Dubbo	1	.....	.....
Grenfell	211	.....	30
Gunning	5	.....	.....
Gundagai	59	.....	1
Grafton	27	.....	1
Gundaroo	11	.....	.....
Glen Innes	73	.....	13
Hargraves	373	.....	34
Hill End	531	.....	30
Hay	9	.....	.....
Ironbarks	184	.....	8
Inverell	3	29	.....
Kiandra	134	.....	3
Little River...	37	.....	2
Lunatic	46	.....	.....
Moruya	18	.....	.....
Mudgee	153	.....	7
Major's Creek	92	.....	.....
M'Guigan's	57	.....	1
Nerrigundah	136	.....	7
Nerimungah	13	.....	1
Nundle	148	.....	.....
Oberon	69	.....	.....
Orange	92	.....	4
Parkes	2,062	.....	174
Forbes	412	.....	37
Gulgong	1,721	.....	137
Mitchell's Creek	65	.....	.....
Queanbeyan...	1	.....	.....
Reedy Flat	125	.....	9
Rockley	63	.....	5
Sofala	673	.....	27
Solferino	120	.....	8
Scone	29	.....	1
Shoalhaven	4	.....	.....
Ten-mile Creek	107	.....	9
Trunkey	185	.....	37
Tuena	98	.....	5
Tumberumba	90	.....	2
Tenterfield	50	23	1
Tingha	1	54	1
Tumut	88	.....	2
Tamworth	4	.....	.....
Uralla	126	.....	2
Wellington	43	.....	.....
Walcha	1	.....	.....
Wagga Wagga	13	.....	.....
Vegetable Creek	2	49	1
Young	869	.....	24
Ballina	3	.....	.....
Issued at Colonial Treasury ...	208	24	.....
TOTAL...	11,027	185	706

GOLD-MINING MACHINERY.

ALLUVIAL MINING.

No. 170.—RETURN showing the Number and Description of Machines employed in ALLUVIAL MINING in the Colony, in the Year 1875.

Police Districts and Mining Districts.	Alluvial Mining.													
	Steam-engines employed in Winding, Pumping, &c.		Puddling Machines.	Whims and Pulleys.	Whips.	Quicksilver, as Compound Cradles.	Sluices and Toms.	Water-wheels.	Hydraulic Hoses.	Pumps.	Sluice-boxes.	Derricks.	Stamp Heads.	Boring Machines.
	No.	Aggregate horse-power.												
			No.	No.	No.	No.	No.	No.	No.	No.	No.	No.	No.	No.
Albury	...	.....	...	...	1	...	1	1	...	1	...	...	...	...
Armidale	...	.....	...	...	...	...	...	...	1	...	12	...	...	...
Araluen	7	87	...	...	...	...	...	10	4	20	44	...	...	...
Adelong	2	30	...	...	5	...	...	6	...	5	5	...	...	1
Bathurst	...	.....	4	6	...	...	...	...	...	...	...	...	...	...
Ballina	...	.....	...	...	...	4	...	...	...	...	...	...	...	...
Braidwood	...	.....	...	...	...	...	10	5	...	20	...	...	...	...
Barraba	...	.....	1	1	...	...	...	...	...	1	2	...	...	...
Carcoar	...	.....	3	4	...	...	8	...	...	...	...	...	...	...
Cowra	...	.....	2	...	...	...	1	...	...	...	...	...	...	...
Cargo	...	.....	3	...	8	...	...	...	...	3	6	...	...	...
Dalmorton	...	.....	...	...	...	...	...	...	...	...	1	...	...	...
Grenfell	...	.....	4	...	...	...	...	...	...	...	...	...	...	...
Gundagai	...	.....	...	...	...	...	1	...	...	...	...	...	...	...
Gulgong	2	34	24	...	...	...	...	...	...	...	...	...	...	...
Gundaroo	...	.....	...	...	...	...	3	...	...	...	...	...	...	...
Forbes	...	.....	4	1	3	...	...	...	...	...	...	...	...	...
Hargraves	1	8	20	...	...	...	...	...	...	...	15	...	5	...
Hill End	...	.....	3	...	...	53	43	...	...	5	74	...	...	...
Ironbarks	...	.....	7	...	...	...	8	1	...	...	...	...	...	...
Kiandra	1	30	...	...	...	...	...	5	...	5	20	...	20	...
Little River	...	.....	...	...	...	...	60	20	...	20	100	...	...	...
Mudgee	...	.....	6	4	10	...	12	2	...	2	12	...	...	...
Major's Creek	...	.....	17	...	...	...	...	1	...	20	30	...	...	...
Mitchell's Creek	...	.....	1	...	...	...	15	...	...	...	4	...	...	...
M'Guiggan's	...	.....	40	...	207	...	...	16	...	16	...	...	...	...
Nerrigundah	...	.....	...	...	...	...	12	7	...	4	6	...	...	...
Nundle	1	15	...	1	...	...	40	...	...	...	20	1	10	...
Oberon	...	.....	...	...	...	1	...	...	...	...	...	...	...	...
Orange	1	40	...	...	...	...	...	...	...	1	...	...	...	...
Parkes	...	.....	44	...	250	...	...	...	...	44	...	...	...	...
Reedy Flat	...	.....	...	...	...	...	12	...	4	...	12	...	...	...
Rockley	...	.....	2	...	...	...	14	...	...	3	14	...	...	...
Sofala	...	.....	27	...	...	...	30	9	...	5	109	...	...	...
Solferino	...	.....	...	...	...	...	...	1	...	...	14	...	...	...
Trunkey	...	.....	2	...	...	...	...	...	...	...	...	...	...	...
Tuena	...	.....	...	...	...	...	20	6	...	3	24	...	...	...
Tumberumba	...	.....	...	...	...	...	150	10	10	...	150	...	...	...
Tenterfield	...	.....	12	4	7	12	...	2	...	7	5	...	...	...
Tingha*	6	14	6	2	...	...	...	4	...	150	150	...	...	2
Uralla	...	.....	...	2	4	...	2	...	1	2	12	...	...	...
Vegetable Creek*	1	12	24	3	...	...	...	...	...	27	28	...	...	1
Wellington	...	.....	...	...	...	...	3	3	...	3	50	...	...	...
Walcha	...	.....	...	...	2	...	...	1	...	1	12	2	15	...
Young	1	5	3	1	...	...	10	...	...	...	...	...	10	...
Total	23	275	259	29	497	70	455	110	20	368	931	3	60	4

* Tin.

GOLD-MINING MACHINERY—*continued.*

QUARTZ-MINING.

No. 170 (*continued*).—RETURN showing the Number and Description of Machines employed in QUARTZ MINING in the Colony, in the Year 1875.

Police Districts and Mining Districts.	Quartz Mining.							
	Steam-engines employed in Winding, Crushing, &c.		Crushing Machines.	Stamp Heads.	Whims and Pulleys.	Water-wheels.	Derricks.	Whips.
	No.	Aggregate horse-power.						
			No.	No.	No.	No.	No.	No.
Armidale	1	8	1	8	.....	.....	.....	.....
Araluen	2	20	3	28	.....	1	.....	.....
Adelong	.....	.....	2	31	16	2	.....	4
Bathurst	4	39	3	35	5	.....	.....	.....
Barraba	2	16	2	14	.....	.....	.....	.....
Berrima	.....	.....	.....	.....	.....	.....	.....	.....
Carcoar	10	154	8	117	1	.....	.....	.....
Cowra	.....	.....	.....	.....	.....	.....	.....	.....
Cargo	3	43	3	31	1	.....	.....	5
Dalmorton	2	55	2	25	.....	.....	2	.....
Grenfell	6	71	5	60	4	.....	.....	.....
Gundagai	.....	.....	3	30	.....	.....	.....	.....
Gunning	1	20	1	15	.....	1	.....	.....
Hargraves	2	28	2	15	.....	.....	.....	.....
Hill End	24	438	17	174	5	1	2	5
Ironbarks	4	95	4	47	.....	.....	.....	1
Forbes	2	27	2	22	.....	.....	.....	.....
Gulgong	2	.....	2	25	.....	.....	.....	.....
Kiandra	.....	.....	1	5	.....	1	.....	.....
Lunatic	1	5	1	3	.....	2	.....	.....
Moruya	1	20	2	10	1	.....	.....	.....
Mudgee	1	20	1	9	1	.....	.....	1
Major's Creek	2	20	3	42	1	.....	.....	.....
Mitchell's Creek	3	22	3	14	1	.....	.....	.....
Nowra	.....	.....	2	4	4	1	.....	.....
Nerrigundah	2	16	2	14	.....	.....	.....	.....
Nundle	1	14	3	10	1	2	1	.....
Oberon	2	18	2	11	1	.....	.....	1
Orange	4	100	4	28	2	.....	.....	.....
Parkes	.....	.....	6	77	6	.....	.....	.....
Reedy Flat	.....	.....	1	4	.....	.....	.....	.....
Rockley	3	30	3	25	.....	.....	.....	.....
Rylstone	1	10	1	4	.....	.....	.....	.....
Sofala	.....	.....	7	55	3	.....	.....	.....
Solferino	2	30	4	35	1	2	2	3
Scone	.....	.....	3	28	1	3	.....	.....
Germanton	4	58	3	32	.....	.....	.....	4
Trunkey	7	121	3	37	2	.....	.....	2
Tuena	4	59	4	45	.....	.....	.....	.....
Tumbarumba	4	40	4	31	2	.....	.....	.....
Tenterfield	.....	.....	2	14	6	1	.....	2
Tingha*	1	3	1	5	2	4	.....	.....
Tumut	1	16	1	5	1	.....	.....	.....
Vegetable Creek*	1	10	1	8	1	.....	.....	.....
Wellington	4	39	2	35	1	.....	.....	.....
Walcha	.....	.....	1	15	.....	.....	2	2
Yass	1	12	1	10	.....	.....	.....	.....
Total	115	1,677	132	1,292	70	21	9	30

* Tin.

PUBLICANS' LICENSES.

No. 171.—RETURN showing the number of Publicans' Licenses issued in the Colony, during the Year 1875.

Districts.	Number.	Districts—*continued.*	Number.
Sydney (City and Suburbs)	656	Molong	24
Adelong	8	Moree	3
Albury	39	Moruya	13
Armidale	39	Moulamein	2
Ballina	2	Mudgee	50
Balranald	9	Murrumburrah	1
Bathurst	112	Murrurundi	19
Bega	8	Muswellbrook	14
Berrima	13	Narrabri	1
Bingera	3	Newcastle	102
Bombala	10	Nundle	7
Bourke	35	Oberon	1
Braidwood	35	Obley	2
Bundarra	1	Orange	41
Burrowa	18	Parramatta	36
Camden	5	Paterson	4
Campbelltown	7	Penrith	15
Canonbar	1	Picton	3
Carcoar	41	Port Macquarie	2
Casino	12	Port Stephens	7
Cassilis	10	Queanbeyan	18
Cooma	23	Raymond Terrace	3
Coonabarrabran	9	Rockley	3
Coonamble	18	Ryde	1
Corowa	19	Rylstone	11
Cowra	5	Scone	8
Dandaloo	1	Shoalhaven	12
Deniliquin	34	Singleton	20
Drake	2	Sofala	12
Dubbo	49	Stony Creek	7
Dungog	5	Tambaroora	23
Eden	8	Tamworth	41
Emu Creek	12	Ten-mile Creek	5
Euston	2	Tenterfield	24
Forbes	70	Trunkey Creek	3
Glen Innes	19	Tuena	3
Gosford	7	Tumberumba	6
Goulburn	60	Tumut	11
Grafton	58	Ulladulla	1
Grenfell	3	Urana	1
Gulgong	42	Uralla	3
Gundagai	41	Wagga Wagga	55
Gunnedah	19	Walcha	7
Gunning	2	Walgett	13
Hargraves and Windeyer	9	Wallabadah	3
Hartley	25	Warialda	25
Hay	45	Warren	4
Inverell	21	Wee Waa	12
Kiama	8	Wellington	15
Kiandra	3	Wentworth	19
Liverpool	8	Wilcannia	5
Macleay River	13	Windsor	19
Maitland	62	Wingham	8
Menindie	6	Wollombi	5
Merriwa	3	Wollongong	13
Mitchell	6	Yass	35
Moama	9	Young	39
		TOTAL	2,630

REGULAR MILITARY FORCES.

No. 172.—RETURN showing the Distribution of the REGULAR MILITARY FORCES of the Colony on the 31st December, 1875.

Corps or Company.	Lieutenant-Colonel Commandant	Brigade Major.	Brigade Pay and Quarter-master.	Medical Officer.	Major.	Captain.	Subalterns	Sergeants.	Trumpeters.	Rank and File.	Total.
General Staff	1	1	1	1	.....	.....	.....	5	.....	2	11
New South Wales Artillery ...	.....	.....	.....	.....	1	1	1	8	3	89	103
TOTAL	1	1	1	1	1	1	1	13	3	91	114

VOLUNTEER CORPS AND COMPANIES.

No. 173.—RETURN showing the DISTRIBUTION of the VOLUNTEER CORPS and COMPANIES, Head Quarters, Sydney, on 31st December, 1875.

Distribution.	Lieut.-Colonel Commandant.	Majors.	Captains.	Subalterns	Medical Officers and Chaplains.	Sergeants.	Trumpeters and Buglers.	Rank and File.	Total.
General Staff	1	2	1	.....	6	24	.....	5	39
Head Quarters Band	.....	.....	.....	1	.....	2	.....	30	33
ARTILLERY.									
Staff	1	2	1	.....	2	2	1	.....	9
Band	.....	.....	.....	.....	.....	2	.....	24	26
No. 1 Battery	.....	.....	1	3	.....	5	1	42	52
No. 2 „	.....	.....	1	1	.....	6	1	46	55
No. 3 „	.....	.....	.....	2	.....	4	1	56	63
No. 4 „	.....	.....	1	2	.....	4	1	50	58
No. 5 „	.....	.....	1	2	.....	4	2	41	50
No. 6 „	.....	.....	1	2	.....	5	2	40	50
No. 7 „	.....	.....	1	1	.....	5	2	51	60
No. 8 „	.....	.....	1	1	.....	5	2	47	56
No. 9 „	.....	.....	1	.....	.....	5	2	51	59
No. 10 „	.....	.....	1	2	.....	5	1	50	59
No. 11 „	.....	.....	1	.....	.....	5	2	42	50
ENGINEERS	.....	.....	1	2	.....	7	.....	82	92
RIFLES.									
First Regiment.									
Staff	1	1	2	.....	1	2	1	.....	8
No. 1 Company	.....	.....	1	2	.....	5	2	65	75
No. 2 „	.....	.....	1	2	.....	6	2	60	71
No. 3 „	.....	.....	1	2	.....	6	1	55	65
No. 4 „	.....	.....	1	2	.....	3	1	61	68
No. 5 „	.....	.....	1	1	.....	6	1	70	79
No. 6 „	.....	.....	1	2	.....	6	2	58	69
No. 7 „	.....	.....	1	2	.....	5	1	64	73
No. 8 „	.....	.....	1	1	.....	6	2	65	75
Second Regiment.									
Staff	1	1	1	1	1	2	1	.....	8
Band	.....	.....	.....	.....	.....	1	.....	18	19
Glebe (No. 1 Company)	.....	.....	1	1	.....	5	1	46	54
Balmain (No. 2 Company)	.....	.....	1	2	.....	5	2	74	84
Paddington & Surry Hills (No. 3 Co.)	.....	.....	1	2	.....	6	2	54	65
St. Leonards (No. 4 Company)	.....	.....	1	2	.....	6	2	54	65
South Sydney (No. 5 Company)	.....	.....	1	2	.....	6	2	84	95
Highlanders (Two Companies)	.....	.....	2	3	1	10	4	95	115
Western Battalion.									
Staff	.....	1	.....	.....	2	.....	.....	.....	3
Penrith (No. 1 Company)	.....	.....	1	1	.....	5	2	61	70
Parramatta (No. 2 Company)	.....	.....	1	2	.....	4	1	46	54
Hawkesbury (No. 3 Company)	.....	.....	1	1	.....	5	2	56	65
Bathurst (No. 4 Company)	.....	.....	1	2	.....	6	2	73	84
Goulburn (No. 5 Company)	.....	.....	1	2	.....	6	1	74	84
Richmond (No. 6 Company)	.....	.....	.....	1	.....	5	2	55	63
Orange (No. 7 Company)	.....	.....	1	2	1	6	1	76	87
Mudgee (No. 8 Company)	.....	.....	1	1	.....	6	1	64	73
Northern Battalion.									
Staff	.....	1	1	.....	.....	.....	.....	.....	2
Newcastle (No. 1 Company)	.....	.....	1	2	.....	6	1	67	77
East Maitland (No. 2 Company)	.....	.....	1	2	.....	8	.....	49	60
West Maitland (No. 3 Company)	.....	.....	1	2	1	5	.....	68	77
Singleton (No. 4 Company)	.....	.....	1	2	1	5	.....	41	50
Southern Battalion.									
Staff	.....	1	.....	.....	.....	.....	.....	.....	1
Ulladulla (No. 1 Company)	.....	.....	1	2	.....	5	1	56	65
Kiama (No. 2 Company)	.....	.....	.....	2	.....	6	2	64	74
Gerringong (No. 3 Company)	.....	.....	.....	1	.....	3	.....	37	41
Jamberoo (No. 4 Company)	.....	.....	1	1	.....	5	.....	57	64
Wollongong (No. 5 Company)	.....	.....	1	2	1	5	2	68	79
Cadet Corps.									
King's School	.....	.....	1	1	.....	7	.....	77	86
Camden College	.....	.....	.....	.....	.....	1	.....	9	10
Newington College	.....	.....	1	1	.....	4	.....	48	54
Sydney Grammar School	.....	.....	1	1	.....	5	.....	76	83
Lyceum School	.....	.....	1	.....	.....	5	.....	39	45
Sanchie House School	.....	.....	1	.....	.....	4	.....	34	39
Public Schools	.....	.....	3	.....	.....	54	.....	1,200	1,257
TOTAL	4	9	54	77	17	347	63	4,075	4,646

NAVAL BRIGADE.

No. 174.—RETURN showing the Distribution of the NAVAL BRIGADE on the 31st December, 1875.

Corps or Company.	Captain Commanding Brigade, Sydney.	Commanders.	Lieutenants Commanding Companies.	Sub-Lieutenants.	Medical Officers.	Clerk and Accountant.	Warrant and Petty Officers.	Cadets.	A.B's.	Gunnery Instructors.	Total.
Sydney ...	1	1	5	6	1	1	20	13	224	1	273
Newcastle ...	.....	1	1	.....	1	.....	4	2	46	1	56
TOTAL...	1	2	6	6	2	1	24	15	270	2	329

ARTILLERY GUNS.

No. 175.—RETURN showing the Number and Calibre of ARTILLERY GUNS in the Colony on the 31st December, 1875.

Description.	Guns.						
	Mounted.		Dismounted.		Total Guns.	Unserviceable (not included in the foregoing.)	
	No.	Calibre.	No.	Calibre.	No.	No.	Calibre.
18-ton	1	10-inch	5	10-inch	6	...	.....
12-ton	...	.....	6	9-inch	6	...	.....
110-pounders	...	.....	2	7-inch	2	...	.....
10-inch	9	10-inch	1	10-inch	10	...	.....
8-inch	4	8-inch	2	8-inch	6	...	.....
80-pounders	...	.....	27	6-inch	27	...	.....
68-pounders	12	8-inch	4	8-inch	16	...	.....
42-pounders	10	6·97-inch	...	.....	10	...	.....
40-pounders (Armstrong)	5	4·75-inch	...	.....	5	...	.....
32-pounders	34	6·41-inch	11	6·41-inch	45	...	.....
24-pounders	6	5·823-inch	...	.....	6	...	.....
20-pounders	...	.....	1	3·75-inch	1	...	.....
12-pounders (Field Guns)	9	4·58-inch	...	.....	9	...	.....
9-pounders „	4	4·2-inch	...	.....	4	...	.....
6-pounders „	7	3·668-inch	...	.....	7	...	.....
TOTAL	101		59	GENERAL TOTAL ...	160	...	

RECAPITULATION OF ARTILLERY GUNS.

Number.	Calibre.	Weight of Shot or Shell.
BRASS.	BRASS.	Tons. cwts. qrs. lbs.
9 12-pounders	4·58-inch	3 14 1 21
4 9-pounders	4·2-inch	13 4 3 9
7 6-pounders	3·668-inch	6 6 3 14
IRON.	IRON.	
6 18-ton	10-inch	79 4 1 1
6 12-ton	9-inch	50 0 0 16
2 110-pounders	7-inch	46 18 2 26
10 10-inch	10-inch	120 4 0 5
6 8-inch	8-inch	8 13 1 12
27 80-pounders	6-inch	237 6 3 23
16 68-pounders	8-inch	270 4 3 21
10 42-pounders	6·97-inch	34 0 3 2
5 40-pounders (Armstrong)	4·75-inch	82 16 3 8
45 32-pounders	6·41-inch	223 17 1 19
6 24-pounders	5·823-inch	.....
1 20-pounder (Armstrong)	3·75-inch	0 8 1 18
160 ... ... TOTAL.	TOTAL	1,177 1 3 27

VACCINATION.

No. 176—RETURN showing the Number of CHILDREN VACCINATED by the several Government Vaccinators in the Colony, during the Year 1875.

District.	Under 1 year of age.				From 1 to 5 years inclusive.				From 6 to 10 years inclusive.				Total number of cases.			
	Male.	Female.	Total.	Successful.	Male.	Female.	Total.	Successful.	Male.	Female.	Total.	Successful.	Male.	Female.	Total.	Successful.
Sydney and Suburbs—																
Sydney	53	65	118	118	61	50	111	110	8	11	19	19	122	126	248	247
Balmain	12	8	20	20	19	7	26	25	8	1	9	9	39	16	55	54
Five Dock	124	112	236	216	325	314	639	607	97	105	202	199	546	531	1,077	1,022
	189	185	374	354	405	371	776	742	113	117	230	227	707	673	1,380	1,323
Country Districts—																
Armidale	3	3	6	6	4	1	5	5	1	.....	1	1	8	4	12	12
Wollongong	23	31	54	54	128	158	286	284	27	28	55	54	178	217	395	392
Wagga Wagga	6	6	12	12	11	10	21	21	1	.....	1	1	18	16	34	34
Dungog	19	12	31	31	20	16	36	36	3	3	6	6	42	31	73	73
Raymond Terrace	11	6	17	15	31	18	49	39	6	2	8	7	48	26	74	61
Walcha	.....	1	1	1	1	3	4	4	4	2	6	6	5	6	11	11
Wollombi	4	3	7	7	13	8	21	20	1	2	3	3	18	13	31	30
Mudgee	13	13	26	26	28	15	43	43	7	8	15	15	48	36	84	84
Newcastle	25	19	44	44	11	6	17	17	.....	3	3	3	36	28	64	64
Patrick Plains	17	13	30	30	17	18	35	32	4	5	9	9	38	36	74	71
Gulgong	3	2	5	5	10	16	26	26	21	15	36	36	34	33	67	67
Rocky Mouth	14	12	26	23	59	62	121	115	47	41	88	88	120	115	235	226
Carcoar	6	5	11	11	21	19	40	40	1	5	6	6	28	29	57	57
Albury	50	50	100	96	62	52	114	113	7	10	17	17	119	112	231	226
Bellinger River	4	2	6	6	26	28	54	54	33	33	66	66	63	63	126	126
Rockley	22	24	46	41	34	42	76	71	7	9	16	10	63	75	138	122
Wallsend	28	24	52	52	14	13	27	27	1	3	4	4	43	40	83	83
Deniliquin	23	12	35	30	6	9	15	15	.....	4	4	4	29	25	54	49
TOTAL COUNTRY DISTRICTS	271	238	509	490	496	494	990	962	171	173	344	336	858	905	1,843	1,687
GENERAL TOTAL	460	423	883	844	901	865	1,766	1,704	284	290	574	563	1,645	1,578	3,223	3,111

ELECTORS AND VOTERS.—GENERAL ELECTION, 1874–5.

No. 177.—RETURN showing the Number of Electors on the Rolls of the several ELECTORAL DISTRICTS of the Colony, as also the Number of Persons who recorded their Votes at the General Election in 1874–75.

Electoral District.	Date of Nomination.	Polling Day.	Number of Members returned.	Number of Electors on the Roll.	Number of Persons who voted.
Argyle	28 December, 1874	2 January, 1875	1	2,461	[a]
Balranald	22 „ „	11 „ „	1	2,499	[a]
Bathurst	30 „ „	2 „ „	1	1,328	968
The Bogan	23 „ „	4 „ „	1	5,186	1,680
Braidwood	22 „ „	28 December, 1874	1	2,149	[b]
Camden	31 „ „	4 January, 1875	2	2,246	1,437
Canterbury	23 „ „	28 December, 1874	2	5,449	3,393
Carcoar	22 „ „	28 „ „	1	2,046	[c]1,064
The Clarence	14 „ „	22 „ „	1	4,389	2,218
Central Cumberland	4 January, 1875	8 January, 1875	2	2,175	[a]
Eden	23 December, 1874	28 December, 1874	1	1,868	897
The Glebe	9 „ „	11 „ „	1	3,157	[d]2,149
Goulburn	21 „ „	22 „ „	1	939	[b]
The Gwydir	23 „ „	6 January, 1875	1	2,525	[e]942
Hartley	16 „ „	21 December, 1874	1	1,897	[b]
The Hastings	14 „ „	24 „ „	1	3,022	[b]
The Hawkesbury	23 „ „	28 „ „	2	1,359	[a]
The Hume	22 „ „	29 „ „	1	2,685	554
The Hunter	28 „ „	2 January, 1875	1	1,248	632
The Lower Hunter	29 „ „	4 „ „	1	661	498
The Upper Hunter	23 „ „	28 December, 1874	1	2,631	[a]
Illawarra	22 „ „	28 „ „	1	1,248	888
Kiama	15 „ „	18 „ „	1	1,171	776
The Lachlan	4 January, 1875	12 January, 1875	1	4,616	[b]
Liverpool Plains	23 December, 1874	6 „ „	1	3,193	1,517
East Macquarie	31 „ „	5 „ „	2	2,869	1,402
West Macquarie	31 „ „	4 „ „	1	1,283	740
East Maitland	15 „ „	16 December, 1874	1	757	[f]503
West Maitland	18 „ „	21 „ „	1	1,046	711
Monaro	28 „ „	5 January, 1875	1	2,121	1,187
Morpeth	16 „ „	17 December, 1874	1	768	551
Mudgee	19 „ „	23 „ „	1	5,903	2,930
The Murray	23 „ „	7 January, 1875	1	1,234	800
The Murrumbidgee	22 „ „	2 „ „	1	3,008	[g]1,024
Narellan	15 „ „	17 December, 1874	1	632	[b]
The Nepean	19 „ „	23 „ „	1	1,088	[h]686
Newcastle	7 „ „	8 „ „	1	1,614	[i]1,233
New England	30 „ „	7 January, 1875	1	2,882	[b]
Newtown	11 „ „	14 December, 1874	1	2,950	[b]
Northumberland	14 „ „	17 „ „	1	3,094	2,425
Orange	15 „ „	17 „ „	1	2,090	712
Paddington	8 „ „	10 „ „	1	3,564	[b]
Parramatta	9 „ „	10 „ „	2	1,472	898
The Paterson	16 „ „	18 „ „	1	551	368
Patrick's Plains	14 „ „	16 „ „	1	1,545	902
Queanbeyan	21 „ „	23 „ „	1	1,248	869
St. Leonards	15 „ „	21 „ „	1	2,236	1,338
Shoalhaven	14 „ „	18 „ „	1	1,492	[b]
East Sydney	7 „ „	9 „ „	4	11,409	[j]6,430
West Sydney	14 „ „	16 „ „	4	8,853	[j]5,574
Tenterfield	22 „ „	29 „ „	1	3,611	[k]1,793
The Tumut	31 „ „	2 January, 1875	1	1,965	[l]877
Wellington	31 „ „	7 „ „	1	2,703	1,415
The Williams	29 „ „	6 „ „	1	1,328	792
Windsor	15 „ „	16 December, 1874	1	553	443
Wollombi	10 „ „	14 „ „	1	1,028	633
Yass Plains	15 „ „	18 „ „	1	1,798	[m]802
		Total	69	140,843	
Gold Fields South	22 December, 1874	11 January, 1875	1	[a]	
Gold Fields West	22 „ „	11 „ „	1	[n]20,000	[o]1,640
Gold Fields North	22 „ „	11 „ „	1	[a]	586

[a] No return. [b] Not contested. [c] Includes 27 informal votes. [d] Includes 83 informal votes. [e] Includes 14 informal votes. [f] Includes 27 informal votes. [g] Includes 13 informal votes. [h] Includes 30 informal votes. [i] Includes 18 informal votes. [j] Exclusive of informal votes. [k] Includes 93 informal votes. [l] Includes 15 informal votes. [m] Includes 14 informal votes. [n] Estimated. [o] Opposition candidate retired as soon as nominated, therefore no real contest.

REGISTERED ELECTORS AND VOTERS IN BOROUGHS AND MUNICIPAL DISTRICTS.

No. 178.—RETURN showing the Number of REGISTERED ELECTORS AND VOTERS in the several BOROUGHS and MUNICIPAL DISTRICTS of the Colony, in the Municipal Year ending Monday, 31st January, 1876.

	Registered Electors.							Electors who voted at the last Election.						
	Electors entitled to				Total Number.			Number who recorded				Total Number		
	One Vote.	Two Votes.	Three Votes.	Four Votes.	Resident.	Non-resident.	Total.	One Vote.	Two Votes.	Three Votes.	Four Votes.	Resident.	Non-resident.	Total.
BOROUGHS.														
Albury	312	189	43	23	529	38	567	...	...	...	...	...	...	...*
Alexandria	267	98	11	8	364	20	384	104	45	7	4	150	10	160
Armidale	186	76	14	12	200	88	288	102	40	8	6	156	...	156
Ashfield	180	97	27	18	259	63	322	...	...	...	...	...	...	...*
Balmain	1,327	541	120	35	1,582	441	2,023	452	164	47	11	631	43	674
Bathurst	371	207	90	24	684	8	692	...	...	...	...	...	...	...†
Burwood	150	87	33	6	179	97	276	...	...	...	...	...	...	...†
Camperdown	423	132	34	5	139	455	594	...	...	...	...	...	...	...†
Central Illawarra	175	115	31	12	327	6	333	70	66	23	4	163	...	163
Cudgegong	298	114	25	17	434	20	454	...	...	...	...	...	...	...*
Darlington	187	163	19	6	333	42	375	201	59	9	2	252	19	271
The Glebe	204	217	123	34	563	15	578	33	40	18	7	90	8	98
Goulburn	725	157	68	15	841	124	965	...	...	...	...	...	...	...*
Grafton	236	103	24	9	276	96	372	24	30	27	4	...	...	85
Hill End	583	28	6	1	...	...	618	...	...	...	...	...	...	...*
Hunter's Hill	127	52	20	2	160	41	201	44	21	14	1	80	...	80
Kiama	251	135	35	7	410	18	428	17	32	8	...	57	...	57
Marrickville	440	192	32	11	466	209	675	167	60	9	4	225	15	240
East Maitland	319	117	25	15	410	66	476	98	54	8	6	161	5	166
West Maitland	765	249	73	29	...	...	1,116	280	176	56	17	...	...	529
Morpeth	176	53	14	9	205	47	252	38	28	18	12	96	...	96
Mudgee	209	150	55	28	390	52	442	117	65	29	9	220	...	220
Newcastle	1,590	840	203	83	2,683	33	2,716	237	128	35	17	417	...	417
Newtown	782	370	63	20	1,010	225	1,235	...	...	...	...	...	...	...†
North Willoughby	256	42	5	2	229	76	305	109	26	3	1	115	24	139
Orange	590	160	31	15	761	35	796	...	...	...	...	...	...	...*
Paddington	636	297	49	11	...	...	993	...	...	...	...	...	...	...†
Parramatta	852	251	61	14	1,097	81	1,178	...	...	...	...	...	...	...†
Petersham	179	90	26	38	269	64	333	...	...	...	...	...	...	...†
Randwick	252	54	24	20	180	170	350	...	...	...	...	...	...	...*
Redfern	463	367	121	53	938	66	1,004	90	95	36	10	221	10	231
Richmond	137	31	9	2	167	12	179	108	26	8	2	140	4	144
Shell Harbour	118	103	29	5	250	5	255	...	...	...	...	...	...	...†
Singleton	190	93	16	18	251	66	317	...	...	...	...	...	...	...*
East St. Leonards	115	106	39	14	246	28	274	...	...	...	...	...	...	...*
St. Leonards	300	98	23	11	...	...	432	...	...	...	...	...	...	...*
Victoria	125	81	28	5	183	56	239	41	41	16	4	89	13	102
Wallsend	593	30	9	4	636	...	636	489	30	9	4	532	...	532
Waterloo	513	115	13	8	633	16	649	141	48	19	3	208	3	211
Waverley	127	90	35	23	199	76	275	...	...	...	...	...	...	...*
Windsor	218	63	12	...	241	52	293	113	39	7	...	159	...	159
Wollongong	143	69	13	3	222	6	228	26	25	8	2	55	6	61
Woollahra	444	218	103	68	720	113	833	...	...	...	...	...	...	...†
Wagga Wagga	315	147	41	22	447	78	525	83	10	1	...	94	...	94
TOTAL	16849	6987	1875	765	...	...	26476	...	...	...	...	...	...	....
MUNICIPAL DISTRICTS.														
West Botany	114	51	5	...	129	41	170	91	48	3	...	97	45	142
Broughton Creek and Bombaderry.	134	42	4	1	180	1	181	53	27	2	...	82	...	82
Broughton's Vale	64	32	2	...	80	18	98	40	26	2	...	63	5	68
Deniliquin	141	65	33	15	179	75	254	28	22	19	10	79	...	79
Dubbo	96	40	20	8	136	28	164	...	...	...	...	...	...	...*
Five Dock†	...	...	...	...	...	...	...	...	...	...	...	...	...	...
Forbes	187	48	13	6	254	...	254	75	30	11	3	119	...	119
Gerringong	85	52	20	5	151	11	162	...	...	...	...	...	...	...*
Glen Innes	152	84	28	14	205	73	278	86	38	12	6	128	14	142
Hamilton	233	9	7	4	205	48	253	60	4	2	...	66	...	66
Hay	104	53	13	14	137	47	184	33	28	16	5	82	...	82
Inverell	154	79	12	7	233	19	252	25	21	7	5	58	...	58
Lambton	441	38	6	2	473	14	487	253	24	6	...	282	1	283
Leichhardt	75	42	12	9	102	36	138	42	31	8	7	72	16	88
Liverpool	281	61	17	4	277	86	363	...	...	...	...	...	...	...*
M'Donald Town	198	35	1	...	165	69	234	...	...	...	...	...	...	...*
Muswellbrook	104	66	18	6	169	25	194	...	...	...	...	...	...	...*
The North Illawarra	108	43	2	3	148	8	156	...	...	...	...	...	...	...*
Nowra	188	16	4	1	152	57	209	...	...	...	...	...	...	...†
Numba	65	44	3	1	110	3	113	40	31	1	...	70	2	72
Penrith	234	72	12	5	304	19	323	117	59	6	1	178	5	183
Prospect and Sherwood	186	45	4	5	215	25	240	...	...	...	...	...	...	...†
Ryde	181	105	14	6	263	43	306	...	...	...	...	...	...	...*
St. Peter's	320	87	11	10	293	135	428	...	...	...	...	...	...	...†
Tenterfield	174	70	12	2	199	59	258	51	47	10	1	104	5	109
Ulladulla	...	...	...	...	401	50	451	...	...	...	...	...	...	...
Ulmarra	115	97	16	...	206	22	228	20	36	8	...	64	...	64
Waratah	398	56	13	3	335	135	470	128	26	8	...	124	38	162
Wickham	344	36	16	23	294	125	419	...	...	...	...	...	...	...*
Yass	253	74	12	9	324	24	348	...	...	...	...	...	...	...*
TOTAL	...	...	...	...	...	...	...	...	...	...	...	...	...	...

* Not contested. † No return could be obtained.

LAND SALES.

No. 179.—RETURN of LANDS Sold in the COLONY, otherwise than conditionally, during the Year ending 31st December, 1875.

Counties.	Lots.				Area.				Total Price.	Deposits forfeited.
	Town.	Suburban.	Country.	Total.	Town.	Suburban.	Country.	Total.		
SETTLED DISTRICTS.	No.	No.	No.	No.	a. r. p.	a. r. p.	a. r. p.	a. r. p.	£ s. d.	£ s. d.
Argyle	.....	.....	21	21	.....	.....	947 1 26	947 1 26	960 11 0	.....
Bathurst	7	26	65	98	3 0 24	139 3 29	3,566 2 9	3,709 2 22	4,113 17 4	.....
Bligh	.....	.....	35	35	.....	.....	3,685 0 0	3,685 0 0	3,685 0 0	.....
Brisbane	.....	.....	139	139	.....	.....	9,772 2 0	9,772 2 0	9,788 10 0	.....
Camden	1	16	17	34	0 2 0	99 2 10	1,271 0 0	1,371 0 10	1,598 12 2	2 0 0
Cook	29	7	88	124	14 3 15	7 3 30	2,304 3 16	2,327 2 21	3,164 2 1	.....
Cumberland	34	4	11	49	8 2 34	1 3 0½	533 2 36	544 0 30½	1,028 8 9	.....
Durham	.....	.....	64	64	.....	.....	5,785 1 4	5,785 1 4	5,812 19 0	.....
Georgiana	.....	9	22	31	.....	93 1 0	1,222 1 0	1,315 2 0	1,414 15 0	.....
Gloucester	8	.....	5	13	4 0 0	.....	166 0 13	170 0 13	221 4 2	.....
Hunter	.....	.....	46	46	.....	.....	1,060 1 13	1,060 1 13	1,060 6 9	.....
King	34	7	50	91	14 1 27	59 3 23	3,681 2 12	3,755 3 22	4,395 0 6	17 10 0
Macquarie	19	.....	10	29	9 2 34	.....	487 0 25	496 3 19	579 0 4	.....
Murray	13	.....	4	17	6 0 30	.....	216 0 0	222 0 30	265 10 0	.....
Northumberland	6	14	62	82	3 0 0	80 2 8	4,439 3 6	4,523 1 14	5,144 15 3	.....
Phillip	34	2	20	56	2 2 25	9 1 1	1,221 0 22	1,233 0 8	1,360 8 11	1 0 0
Roxburgh	.....	.....	48	48	.....	.....	642 0 22¾	642 0 22¾	725 6 4	.....
St. Vincent	17	.....	34	51	7 2 15¼	.....	942 0 10½	949 2 25¾	1,066 2 6	.....
Wellington	14	22	47	83	3 3 37½	127 1 9	890 0 1¼	1,021 1 7¾	1,437 5 9	.....
Westmoreland	.....	.....	12	12	.....	.....	781 2 0	781 2 0	788 10 0	.....
TOTAL, SETTLED DISTRICTS	216	107	800	1,123	78 3 1¾	619 1 30½	43,616 1 16½	44,314 2 8¾	48,610 5 10	20 10 0

No. 179 (*continued*).—RETURN of LANDS SOLD, otherwise than conditionally, &c.—*continued.*

Districts.	Counties.	Lots.				Area.				Total Price.	Deposits Forfeited.
		Town.	Suburban.	Country.	Total.	Town.	Suburban.	Country.	Total.		
PASTORAL DISTRICTS.		No.	No.	No.	No.	a. r. p.	a. r. p.	a. r. p.	a. r. p.	£ s. d.	£ s. d.
Albert	Rankin	.....	.....	1	1	.....	.....	40 0 0	40 0 0	40 0 0	.....
Bligh	Gowen	6	.....	58	64	3 0 5	.....	6,805 0 0	6,808 0 5	6,848 15 0	.....
	Leichhardt	.....	.....	58	58	.....	.....	4,381 0 8	4,381 0 8	4,432 1 0	.....
	Lincoln	10	.....	89	99	5 0 0	.....	1,788 3 0	1,793 3 0	1,830 16 7	.....
	Napier	.....	.....	53	53	.....	.....	3,529 1 0	3,529 1 0	3,529 5 0	.....
Bligh and Wellington	Gregory	.....	.....	16	16	.....	.....	987 1 0	987 1 0	1,047 5 0	.....
Clarence	Buller	.....	.....	9	9	.....	.....	599 3 0	599 3 0	599 15 0	402 15 0
	Clarence	47	.....	45	92	24 2 8	.....	3,038 1 5	3,062 3 13	4,076 15 1	.....
	Richmond	28	1	62	91	13 1 21	2 1 17	5,004 1 0	5,019 3 38	5,179 3 5	0 13 3
	Rous	34	.....	62	96	20 3 34	.....	7,135 0 0	7,155 3 34	7,836 10 9	.....
Clarence and Macleay	Fitzroy	.....	.....	43	43	.....	.....	1,691 0 0	1,691 0 0	1,691 0 0	.....
Clarence and New England	Clive	.....	.....	13	13	.....	.....	597 3 0	597 3 0	617 15 0	20 0 0
	Drake	.....	.....	118	118	.....	.....	7,984 2 0	7,984 2 0	7,984 10 0	295 8 9
	Gresham	2	.....	23	25	0 3 17	.....	595 3 24	596 3 1	611 4 0	.....
Darling	Caira	26	11	96	133	12 2 10	17 2 0	15,923 2 27	15,953 2 37	16,224 8 2	.....
	Menindie	.....	.....	1	1	.....	.....	200 0 0	200 0 0	200 0 0	.....
	Wentworth	.....	.....	2	2	.....	.....	110 0 0	110 0 0	110 0 0	.....
	Windeyer	.....	.....	1	1	.....	.....	101 0 0	101 0 0	101 0 0	.....
Gwydir	Benarba	.....	.....	31	31	.....	.....	989 0 0	989 0 0	989 0 0	.....
	Burnett	.....	.....	148	148	.....	.....	26,223 2 0	26,223 2 0	26,228 1 0	.....
	Courallie	.....	.....	292	292	.....	.....	45,567 1 0	45,567 1 0	46,523 19 0	.....
	Murchison	38	.....	39	77	18 3 0	.....	3,035 2 0	3,054 1 0	3,300 13 3	.....
	Stapylton	.....	.....	143	143	.....	.....	29,251 1 39	29,251 1 39	29,251 10 0	.....
Gwydir and New England	Arrawatta	1	2	61	64	0 2 0	5 0 14	4,278 2 8	4,284 0 22	4,298 18 0	.....
Lachlan	Bland	.....	.....	57	57	.....	.....	4,189 3 0	4,189 3 0	6,221 15 0	30 0 0
	Blaxland	.....	.....	1	1	.....	.....	320 0 0	320 0 0	320 0 0	.....
	Bourke	.....	.....	107	107	.....	.....	24,900 1 0	24,900 1 0	24,900 5 0	.....
	Clarendon	20	11	286	317	10 0 22	11 3 11	39,651 2 0	39,673 1 33	39,780 14 4	.....
	Cooper	.....	.....	81	81	.....	.....	29,874 3 0	29,874 3 0	30,774 15 0	.....
	Forbes	.....	.....	86	86	.....	.....	4,507 0 32	4,507 0 32	4,514 3 0	.....
	Gipps	.....	.....	154	154	.....	.....	21,844 0 0	21,844 0 0	21,844 0 0	.....
	Harden	84	19	79	182	63 0 9	139 1 2	5,683 1 16	5,885 2 27	8,085 5 2	.....
	Monteagle	7	.....	86	93	2 1 9	.....	5,724 1 10	5,726 2 19	6,686 2 3	58 9 6
	Nicholson	.....	.....	2	2	.....	.....	320 0 0	320 0 0	320 0 0	.....
	Sturt	.....	.....	200	200	.....	.....	60,669 2 9	60,669 2 9	60,855 4 11	.....
	Waljeers	.....	.....	2	2	.....	.....	407 3 36	407 3 36	407 19 6	.....
Lachlan and Murrumbidgee	Waradgery	.....	.....	180	180	.....	.....	38,836 3 0	38,836 3 0	38,836 15 0	.....
Liverpool Plains	Buckland	.....	10	183	193	.....	202 0 0	15,633 2 0	15,835 2 0	16,136 17 6	38 6 8
	Darling	26	.....	127	153	12 2 0	.....	12,737 1 27	12,749 3 27	15,943 11 11	20 0 0
	Denham	.....	.....	2	2	.....	.....	400 0 0	400 0 0	400 0 0	.....
	Jamieson	.....	.....	161	161	.....	.....	13,694 0 0	13,694 0 0	13,694 0 0	.....
	Nandewar	.....	.....	62	62	.....	.....	6,619 2 36	6,619 2 36	6,619 14 8	.....
	Parry	.....	1	64	65	.....	.....	3,464 1 9	3,464 2 9	3,465 11 4	.....
	Pottinger	79	.....	796	875	45 0 25	0 1 0	91,552 1 2	91,597 1 27	96,471 17 9	416 19 9
	White	.....	.....	22	22	.....	.....	1,252 0 0	1,252 0 0	1,252 0 0	.....
Liverpool Plains and Bligh	Baradine	.....	.....	2	2	.....	.....	149 0 0	149 0 0	149 0 0	.....

LAND SALES—*continued.*

No. 179 (*continued*).—RETURN of Lands Sold, otherwise than conditionally, &c.—*continued.*

Districts.	Counties.	Lots.				Area.				Total Price.	Deposits Forfeited.
		Town.	Suburban.	Country.	Total.	Town.	Suburban.	Country.	Total.		
PASTORAL DISTRICTS—*continued.*		No.	No.	No.	No.	r. p.	a. r. p.	a. r. p.	a r. p.	£ s. d.	£ s. d.
Liverpool Plains and New England ...	Inglis...	1	14	28	43	0 2 0	20 0 0	1,088 0 0	1,108 2 0	1,157 0 0	.....
Macleay...	Dudley	5	1	4	10	2 2 0	3 2 29	97 0 34	103 1 23	187 1 1	.....
	Raleigh	3	.....	.....	3	1 0 37	.....	.....	1 0 37	9 17 0	.....
Monaro...	Auckland	.....	2	7	9	.....	7 0 0	288 1 0	295 1 0	309 5 0	.....
	Beresford	.....	.....	34	34	.....	.....	3,276 1 0	3,276 1 0	3,386 19 0	.....
	Dampier	39	28	21	88	21 2 21¼	504 1 15	251 3 26	777 3 22¼	1,744 19 11	.....
	Wallace	1	.....	54	55	0 0 16	.....	1,771 1 19	1,771 1 35	1,798 1 8	.....
	Wellesley	7	.....	169	176	3 2 0	.....	14,476 2 33	14,480 0 33	14,572 9 8	20 0 0
Murrumbidgee	Boyd	.....	.....	89	89	.....	.....	18,249 0 0	18,249 0 0	18,249 0 0	.....
	Buccleuch	4	.....	18	22	1 1 0	.....	946 0 0	947 1 0	1,120 15 0	.....
	Cadell	47	13	188	248	16 3 35	189 3 0	31,599 0 0	31,805 2 35	35,423 3 0	248 0 0
	Denison	.....	.....	266	266	.....	.....	67,212 0 34	67,212 0 34	67,212 5 0	.....
	Goulburn	33	.....	52	85	24 0 22¾	.....	1,897 2 32	1,921 3 14¾	4,090 1 1	7 10 0
	Hume	1	.....	284	285	0 2 0	.....	46,706 3 33	46,707 1 33	46,846 5 10	113 2 6
	Mitchell	.....	.....	97	97	.....	.....	10,414 3 0	10,414 3 0	10,414 15 0	35 0 0
	Selwyn	.....	.....	6	6	.....	.....	509 1 0	509 1 0	509 5 0	.....
	Townsend	10	2	699	711	5 0 0	10 3 12	119,479 1 37	119,495 1 9	121,152 6 10	.....
	Townsend and Denison ...	.....	.....	1	1	.....	.....	223 0 0	223 0 0	223 0 0	.....
	Urana	22	66	780	868	16 0 0	443 3 33	156,714 0 31	157,174 0 24	158,179 4 0	139 10 0
	Wakool	.....	.....	384	384	.....	.....	12,861 1 5	12,861 1 5	12,861 6 11	.....
	Wynyard	36	.....	80	116	14 3 39¾	.....	4,811 0 1½	4,826 0 1¼	5,578 19 1	.....
New England	Clarke	.....	.....	56	56	.....	.....	2,030 3 26	2,030 3 26	2,030 18 3	.....
	Gough	.....	18	150	168	.....	75 2 30	5,979 2 20	6,055 1 10	6,440 6 9	.....
	Hardinge	15	6	19	40	5 0 24	25 3 23	1,196 2 0	1,227 2 7	1,306 2 6	15 0 0
	Hawes	.....	.....	57	57	.....	.....	1,956 0 0	1,956 0 0	1,995 0 0	10 5 0
	Sandon	9	1	102	112	4 1 18	1 0 32	6,089 1 0	6,094 3 10	6,203 2 4	238 12 6
New England and Macleay	Vernon	.....	.....	120	120	.....	.....	9,498 1 0	9,498 1 0	9,527 11 0	18 4 0
	Vernon and Sandon... ...	.....	.....	35	35	.....	.....	3,617 2 29	3,617 2 29	3,617 13 9	.....
Warrego	Cowper	.....	1	22	23	.....	1 0 20	299 0 0	300 0 20	309 0 0	.....
	Finch...	7	.....	.....	7	3 2 0	.....	.....	3 2 0	28 0 0	.....
	Gundabooka	25	.....	1	26	11 1 32	.....	40 0 0	51 1 32	150 1 0	.....
	Yanda	.....	.....	1	1	.....	.....	150 0 0	150 0 0	150 0 0	.....
Wellington	Ashburnham...	45	39	164	248	40 3 0	947 0 14	7,159 3 15	8,147 2 29	10,334 15 9	6 5 0
	Cunningham...	.....	.....	21	21	.....	.....	758 0 0	758 0 0	758 0 0	.....
	Clyde...	2	8	1	11	1 2 0	145 0 0	15 0 0	161 2 0	243 0 0	.....
	Gordon	.....	4	39	43	.....	41 3 22	2,542 3 27	2,584 3 9	2,664 19 11	.....
	Narromine	2	.....	6	8	1 0 0	.....	255 3 26	256 3 26	280 16 6	.....
	Oxley...	4	.....	18	22	3 0 24	.....	1,000 0 0	1,003 0 24	1,030 6 0	.....
TOTAL, PASTORAL DISTRICTS		726	258	8,277	9,261	411 3 29¾	2,795 2 34	1,087,751 2 36½	1,090,959 1 20¼	1,123,327 11 5	2,134 1 11
TOTAL, SETTLED DISTRICTS		216	107	800	1,123	78 3 1¾	619 1 30½	43,616 1 16½	44,314 2 8¾	48,610 5 10	20 10 0
GENERAL TOTAL		942	365	9,077	10,384	490 2 31½	3,415 0 24½	1,131,368 0 13	1,135,273 3 29	1,171,937 16 3	2,154 11 11

LAND SALES—*continued.*

No. 180.—DECENNIAL RETURN of Lands Sold otherwise than conditionally.

Year.	Extent of Land Sold.				Total Price.	Total Amount actually received in the Year, inclusive of Conditional Purchases and Interest on same.
	Town Lots.	Suburban Lots.	Country Lots.	Total.		
	a. r. p.	a. r. p.	a. r. p.	a. r. p.	£ s. d.	£ s. d.
1866	303 1 19½	1,045 2 22½	107,828 1 15½	109,177 1 17½	127,609 0 0¼	261,590 2 3
1867	235 0 37¾	2,266 1 9	116,543 0 22½	119,044 2 29¼	138,843 1 8	264,660 2 4
1868	265 2 9	976 2 20	148,703 0 24½	149,945 1 13½	160,978 9 11	265,249 12 11
1869	366 3 29¼	1,414 3 4	163,108 2 9¼	164,890 1 2½	182,630 17 8	319,612 17 8
1870	338 2 21½	927 0 4	93,107 2 28¾	94,373 2 14¼	112,814 18 11	250,842 16 4
1871	379 2 15½	802 2 3	87,455 1 32	88,637 2 10½	99,959 0 0	261,401 1 3
1872	350 0 22¾	967 0 17¼	165,516 2 1¼	166,833 3 1¼	177,062 0 6	432,373 0 9
1873	487 2 14¾	1,834 3 6¾	386,877 3 15¾	389,200 0 37¼	409,337 12 5	845,410 8 1
1874	621 2 22½	2,089 2 35¾	700,046 2 33¾	702,758 0 0	735,766 12 0	*1,111,040 19 2
1865	490 2 31½	3,415 0 24½	1,131,368 0 13	1,135,273 3 29	1,171,937 16 3	†1,760,570 9 7

* This amount is exclusive of refunds to the amount of £52,531 2s. 4d.
† Do. do. £57,038 7s. 1d.

CONDITIONAL PURCHASES.

No. 181.—RETURN showing the number of Acres sold conditionally in each of the Years 1862 to 1875 inclusive; together with the amount realized for deposit, for balance of purchase money, for interest, and the gross amount realized in each Year.

Year.	Sold Conditionally.		Amount Realized.			Gross Amonnt realized.
	Number of Selections.	Area.	For Deposit.	For Balance of Purchase Money.	For Interest.	
		a. r. p.	£ s. d.	£ s. d.	£ s. d.	£ s. d.
1862	4,493	357,280 2 21	89,320 3 3	.....	.....	89,320 3 3
1863	3,558	259,369 3 35	64,842 10 0	.....	.....	64,842 10 0
1864	2,350	165,616 3 0	41,404 3 9	.....	.....	41,404 3 9
1865	2,166	151,450 0 0	37,862 10 0	34,393 17 1	6,548 11 7	78,804 18 8
1866	4,239	358,652 0 0	89,663 0 0	22,994 6 6	12,456 10 9	125,113 17 3
1867	2,995	232,176 0 0	58,044 0 0	13,382 19 0	15,002 10 0	86,429 9 0
1868	3,194	239,516 2 0	59,879 4 6	10,601 17 5	18,129 10 4	88,610 12 3
1869	4,999	397,328 2 26	99,332 3 3¾	19,525 16 6	24,360 8 7	143,218 8 4¾
1870	4,471	329,318 1 2	82,329 11 4	18,348 3 2	30,057 19 7	130,735 14 1
1871	4,751	358,682 2 8	89,670 11 0	17,396 11 5	38,001 13 9	145,068 16 2
1872	8,281	749,586 3 0	187,396 11 6	24,692 8 1	45,676 3 5	257,765 3 0
1873	13,417	1,391,719 0 0	347,930 0 0	38,354 0 4	54,402 3 3	440,686 3 7
1874	14,510	1,586,282 0 0	396,570 10 0	43,642 14 6	63,344 8 1	503,557 12 7
1875	14,517	1,756,678 0 0	439,169 11 1	58,647 2 10	75,918 14 10	573,735 8 9
TOTAL ...	87,941	8,333,657 0 12	2,083,415 5 8¾	301,979 16 10	383,898 14 2	2,769,293 0 8¾

LANDS GRANTED.

No. 182.—RETURN of LANDS set apart for PUBLIC PURPOSES in the Year 1875.

Place.	County.	No. of Grants under 100 acres.		No. of Grants over 100 acres.	
		No.	Area.	No.	Area.
			a. r. p.		acres.
Armidale	Sandon	1	0 3 35	.....	.....
Arthur	Georgiana	1	90 0 0	.....	.....
Armidale	Sandon	1	43 3 30	.....	.....
Bathurst	Bathurst	1	5 0 0	.....	.....
Bellinger, parish of South Bellinger	Raleigh	7	7 2 0	.....	.....
Bungendore	Murray	1	2 0 0	.....	.....
Bungowannah	Hume	1	1 2 0	.....	.....
Bathurst	Bathurst	2	1 2 0	.....	.....
Bective	Parry	2	1 2 0	.....	.....
Binda	Georgiana	1	1 0 0	.....	.....
Bourke	Cowper	1	0 2 0	.....	.....
Do	do	1	0 2 0	.....	.....
Coonabarabran	Gowen	1	0 3 23	.....	.....
Cowan, parish of Hawkesbury River	Cumberland	2	1 2 0	.....	.....
Crookwell	King	2	1 2 0	.....	.....
Currajong	Ashburnham	2	1 2 0	.....	.....
Chambers' Creek	Bathurst	1	0 2 0	.....	.....
Coldstream	Clarence	2	1 2 0	.....	.....
Coonabarabran	Gowen	2	1 2 0	.....	.....
Copperhill	Westmoreland	1	2 0 0	.....	.....
Chambers' Creek	Bathurst	1	1 0 0	.....	.....
Coonabarabran	Gowen	.....	.....	1	160
Cathcart	Wellesley	2	1 2 0	.....	.....
Condoublin	Cunningham	1	1 1 32½	.....	.....
Crookwell	King	1	0 1 0	.....	.....
Cudgegong	Wellington	7	7 2 0	.....	.....
Dalmorton	Gresham	2	1 2 0	.....	.....
Demondrille	Harden	1	2 0 0	.....	.....
Diamond Valley, parish of Griveland	Georgiana	2	1 2 0	.....	.....
Deniliquin South	Townsend	1	.....	.....	.....
Ellenborough, parish of	Macquarie	7	7 2 0	.....	.....
Gerringong	Camden	1	1 2 0	.....	.....
Gocup	Wynyard	1	2 0 0	.....	.....
Goobang	Ashburnham	2	1 2 0	.....	.....
Grafton	Clarence	2	1 2 0	.....	.....
Do	do	1	.....	.....	.....
Gundy	Brisbane	2	1 2 0	.....	.....
Glen Morrison Gold Fields—parish of Cobrabald	Vernon	1	2 0 0	.....	.....
Greta	Northumberland	2	1 2 0	.....	.....
Do	do	2	1 0 16	.....	.....
German's Hill, Fern Creek	Ashburnham	1	2 0 0	.....	.....
Gongolgon	Cowper	1	2 0 0	.....	.....
Gerogery	Goulburn	7	7 2 0	.....	.....
Gongolgon	Cowper	2	1 2 0	.....	.....
Grabben Gullen	King	2	1 2 0	.....	.....
Grafton South	Clarence	1	2 2 25	.....	.....
Goulburn	Argyle	1	0 1 1	.....	.....
Howe's Valley	Hunter	7	7 2 0	.....	.....
Hill End	Wellington	1	66 3 0	.....	.....
Hargraves	do	1	2 0 0	.....	.....
Hill End	do	1	0 0 36	.....	.....
Inverell	Gough	1	10 0 0	.....	.....
Kangaroo Valley	Camden	2	1 2 0	.....	.....
Lewis Ponds Creek, parish of Worcester	Bathurst	2	1 2 0	.....	.....
Maryland	Buller	1	2 0 0	.....	.....
Moama	Cadell	1	1 0 0	.....	.....
Do	do	1	0 1 20	.....	.....
Murringo	Monteagle	2	1 2 0	.....	.....
Maclean	Clarence	1	abt 0 3 20	.....	.....
Mount Adrah, parish of Ellerslie, on Nacka Nacka Creek.	Wynyard	1	2 0 0	.....	.....
Molong West	Ashburnham	1	abt 8 1 30	.....	.....
New Bristol	St. Vincent	1	2 0 0	.....	.....
Nowra	do	7	7 2 0	.....	.....
Do	do	1	2 0 0	.....	.....
Orange	Wellington	1	.....	.....	.....
Do	Wellington and Bathurst	1	abt 17 1 0	.....	.....
Do	do	1	abt 7 1 24	.....	.....
Do	do	1	abt 3 3 32	.....	.....
Do	do	1	abt 5 0 0	.....	.....
Do	do	1	2 2 0	.....	.....
Do	Bathurst	1	5 0 0	.....	.....
Parkes	Ashburnham	7	7 2 0	.....	.....
Do	do	2	1 2 0	.....	.....
Quirindi	Buckland	2	1 1 30	.....	.....
Ropneath	Murray	1	2 0 0	.....	.....
Rockley	Georgiana	2	1 2 0	.....	.....
Sebastopol	Clarendon	1	2 0 0	.....	.....
Saumarez Ponds, parish of Butler	Sandon	1	2 0 0	.....	.....
Somerton	Parry	7	7 2 0	.....	.....
Sedgefield, parish of	Durham	1	2 0 0	.....	.....
Sydney—Darlinghurst	Cumberland	1	1 0 0	.....	.....

No. 182 (*continued*)—RETURN of LANDS set apart for PUBLIC PURPOSES in the Year 1875—*continued*.

Place.	County.	No. of Grants under 100 acres.		No. of Grants over 100 acres.	
		No.	Area.	No.	Area.
			a. r. p.		
Tambaroora	Wellington	2	1 0 0	.....	.....
Tuggerawang, parish of	Murray	2	1 2 0	.....	.....
The Forest, parish of Beneree	Bathurst	1	2 0 0	.....	.....
Upper Tarcutta	Wynyard	1	2 0 0	.....	.....
Umutbee	do	2	1 2 0	.....	.....
Upper Pyramul	Wellington	1	0 3 3½	.....	.....
Urana	Urana	1	2 0 0	.....	.....
Wandsworth	Hardinge	7	7 2 0	.....	.....
Wilson's Ridges	Rous	7	7 2 0	.....	.....
Windsor	Cumberland	1	1 3 33	.....	.....
Do	do	1	0 2 37	.....	.....
West Kempsey	Dudley	1	0 1 34	.....	.....
Wollar	Phillip	7	7 2 0	.....	.....
Walaregang	Selwyn	1	2 0 0	.....	.....
Yap	King	1	abt 51 0 0	.....	.....
Yarramalong-Wyong Cr., Brisbane Water ...	Northumberland	1	2 0 0	.....	.....
Young	Monteagle	1	abt 7 2 30	.....	.....
Do	do	1	6 0 0	.....	.....
Do	do	2	0 2 11	.....	.....
	TOTAL	192	513 1 23	1	160

LANDS ALIENATED AND UNALIENATED.

No. 183.—RETURN showing the areas ALIENATED and UNALIENATED in each of the following Counties which comprise the Old Settled Districts of New South Wales, now First Class Settled Districts, on the 31st December, 1875.

Counties.	Area Alienated.	Area Unalienated.
	Acres.	Acres.
Argyle	414,672	834,808
Bathurst	490,769	699,631
Bligh	246,556	829,654
Brisbane	425,132	343,160
Camden	427,114	975,819
Cook	153,419	912,181
Cumberland	486,093	428,787
Durham	852,209	502,671
Georgiana	425,054	806,946
Gloucester	733,782	641,598
Hunter	79,369	1,236,571
King	155,074	984,766
Macquarie	171,417	1,236,583
Murray	396,654	1,042,066
Northumberland	466,270	1,032,620
Phillip	121,857	913,663
Roxburgh	186,286	788,474
St. Vincent	343,277	1,389,583
Wellington	226,796	853,035
Westmoreland	105,582	914,298
TOTAL	6,907,982	17,366,914

LANDS ALIENATED AND UNALIENATED—*continued.*

No. 184.—RETURN showing the areas ALIENATED and UNALIENATED in each County in the remaining portion of New South Wales, on 31st December, 1875.

Counties.	Area Alienated.	Area Unalienated.	Counties—*continued.*	Area Alienated.	Area Unalienated.
	Acres.	Acres.		Acres.	Acres.
Arrawatta	36,293	1,195,707	Hardinge	16,994	927,006
Ashburnham	33,911	1,358,089	Hawes	6,787	928,893
Auckland	61,634	1,199,166	Hume	143,588	800,412
Baradine	3,680	1,324,325	Inglis	28,533	531,447
Benarba	3,804	1,596,196	Jamieson	17,640	968,160
Beresford	34,664	877,336	Kennedy	84	956,716
Bland	8,507	1,351,493	Leichhardt	7,117	1,972,883
Blaxland	330	.....	Lincoln	24,910	1,181,430
Boyd	67,753	812,277	Livingstone	960	2,389,040
Buckland	332,415	723,495	Menindie	468	.....
Buccleuch	24,262	722,356	Mitchell	51,217	740,453
Bourke	35,881	.....	Monteagle	27,836	829,134
Buller	3,060	892,939	Murchison	12,943	1,203,167
Burnette	48,161	975,839	Nandewar	56,140	722,392
Cadell	107,138	388,332	Napier	37,631	855,169
Caira	24,969	.....	Narran	120	.....
Clarke	2,608	435,792	Narromine	1,507	1,062,193
Clarence	35,328	840,272	Nicholson	907	.....
Clarendon	94,533	842,867	Oxley	1,390	1,198,766
Clive	11,914	644,086	Parry	348,724	522,639
Courallie	52,798	1,238,102	Perry	411	.....
Cooper	37,340	.....	Pottinger	233,872	1,302,126
Cowley	16,899	783,101	Raleigh	292	1,194,803
Cowper	1,184	2,398,816	Rankin	40	.....
Clyde	259	1,899,757	Richmond	7,096	726,904
Cunninghame	1,483	920,117	Rous	49,692	1,127,908
Dampier	22,784	991,276	Robinson	9	.....
Darling	35,125	892,275	Sandon	94,893	743,917
Durham	2,849	1,293,757	Selwyn	16,003	1,096,001
Denison	92,808	633,592	Stapylton	44,430	1,326,072
Dudley	14,947	962,053	Sturt	123,182	.....
Dowling	424	.....	Taila	440	1,423,572
Drake	24,207	727,788	Tara	365	1,234,835
Ewenmar	1,672	.....	Townsend	313,595	1,256,505
Ewenna	.....	1,184,000	Urana	289,073	1,270,669
Finch	4	.....	Vernon	38,625	739,375
Forbes	11,957	.....	Wallace	33,295	1,306,105
Fitzroy	5,448	722,252	Waljeers	16,802	.....
Flinders	.....	2,000,000	Wakool	103,863	1,672,737
Franklin	1,483	.....	Waradgery	80,259	1,534,541
Gipps	23,780	1,398,300	Wellesley	88,242	828,252
Gough	87,866	945,741	Wentworth	2,278	2,109,322
Goulburn	91,982	708,127	White	3,737	1,179,863
Gordon	23,177	712,723	Windeyer	353	2,726,047
Gowen	15,196	992,804	Wynyard	57,854	76,144
Gregory	2,515	2,197,585	Yanda	252	.....
Gresham	4,008	877,692	Young	947	.....
Gundabooka	101	.....	Unnamed	139	.....
Harden	83,475	1,021,472			

REVENUE FROM LANDS AND GOLD FIELDS.

No. 185.—RETURN showing the REVENUE from LANDS and GOLD FIELDS in the Colony, for the Year ended 31st December, 1875, under the Lands Alienation Act of 1861.

Description.	No. of Lots.	Area sold.	Average price per acre.	Total amount of Sales.	Amount received.	Balance remaining unpaid.
		a. r. p.	£ s. d.	£ s. d.	£ s. d.	£ s. d.
Sold at Auction { Town	989	674 0 13¼	15 4 8½	10,269 17 11	841,278 6 10	173,673 0 0
Sold at Auction { Suburban ...	448	4,391 2 5	2 14 2	11,895 11 4		
Sold at Auction { Country	6,658	978,376 3 8	1 0 3½	992,785 17 7		
Unconditionally sold by selection ...	1,343	101,717 2 13	1 0 0¾	102,045 2 11	102,045 2 11	
Improved lots sold to owners of improvements...	769	49,851 2 17¾	1 0 4	50,723 0 6	50,723 0 6	
Proceeds of sales of unnecessary roads	61	221 3 12	4 16 6¾	1,070 19 9	1,070 19 9	
Specially sold at appraised price ...	10	38 3 23	5 4 1¼	202 9 6	202 9 6	
Reclaimed lands sold at appraised price	4	0 2 37	94 7 2	69 0 0	69 0 0	
Lands sold under rescission of reservation	1	0 3 10	6 3 0¾	5 0 0	5 0 0	
Sold conditionally	14,517	1,756,678 0 0	1 0 0	1,756,678 0 0	439,169 11 1	1,317,509 9 3
GENERAL TOTAL	24,800	2,891,951 3 29	.....	2,925,744 19 6	1,434,563 10 7	1,491,182 9 3
Balances received on Conditional Purchases					58,647 2 10	
Interest received on ditto					75,918 1 10	
TOTAL AMOUNT RECEIVED ... ... £					1,569,128 15 3	

UNDER THE "CROWN LANDS OCCUPATION ACT OF 1861."

Number.		Estimated Area.	Rent and Assessment received.
		Square miles.	£ s. d.
4,219	Pastoral Leases in Second Class and Unsettled Districts	215,643	182,486 11 11
16,520	Annual Leases	17,076	35,787 9 4
20,739	TOTAL...	232,719	218,274 1 3

UNDER THE GOLD FIELDS ACT.

	£ s. d.
Duty on Gold in the nature of rent	14,195 11 2
Leases for Mining purposes other than Gold	7,871 0 5
Auriferous Leases	2,984 17 7
Miners' Rights	5,464 10 0
Business Licenses	659 10 0
Mineral Licenses	193 19 6
Fees for Escort and conveyance of Gold, &c.	3,961 17 4
TOTAL ... ... £	35,331 6 0

MISCELLANEOUS.

	£ s. d.
Forfeited Deposits	2,154 11 11
Licenses to cut Timber	4,175 7 6
Quit Rents	1,879 16 8
Fees on Transfers	1,354 0 0
Fees on Deeds	10,143 18 0
Sundry Collections	5,824 9 1
TOTAL ... ... £	25,532 3 2

RECAPITULATION.

		£ s. d.
Total Receipts ... { Under Lands Alienation Act		1,569,128 15 3
Total Receipts ... { „ Occupation Act		218,274 1 3
Total Receipts ... { „ Gold Fields Act		35,331 6 0
Total Receipts ... { Miscellaneous		25,532 3 2
	£	1,848,266 5 8
Revenue received in 1875	£1,848,266 5 8	
Balance payable in 1876 for Auction Sales	173,673 0 0	
„ 1878 for Conditional Purchases	1,317,509 9 3	
GENERAL TOTAL ... ... £		3,339,448 14 11

LEASED LANDS.

No. 186.—DECENNIAL RETURN of LANDS LEASED for Pastoral purposes.

Year.	Fourteen Years' Leases.		Five Years' Leases.		Annual Leases.		Total Area of Land Leased.	Annual Rent Payable on			Total Annual Rent Payable.
	No. of Leases.	Area Leased.	No. of Leases.	Area Leased.	No. of Leases.	Area Leased.		Fourteen Years' Leases.	Five Years' Leases.	Annual Leases.	
		Square miles.		Square miles.		Square miles.	Square miles.	£ s. d.	£ s. d.	£ s. d.	£ s d.
1866	464	20,760	3,221	172,534	7,165	7,165	200,459	10,206 6 6	198,441 9 6	14,330 1 5	222,977 17 5
1867	438	18,659	3,273	177,549	8,500	8,500	204,708	9,772 9 0	231,718 8 3	17,000 0 0	258,490 17 3
1868	436	18,615	3,322	180,506	9,851	9,851	208,972	17,598 11 5	219,643 12 9	19,708 12 8	254,950 16 10
1869	370	15,797	3,275	177,952	11,212	11,212	204,961	13,279 9 0	214,102 9 0	22,424 12 1	249,806 10 1
1870	237	10,118	3,295	179,038	11,197	11,197	200,353	7,021 10 6	212,091 13 1	22,394 19 1	241,508 2 8
1871	153	8,991	3,325	195,398	11,879	11,879	216,268	5,144 6 2	175,669 14 7	23,758 11 5	204,572 12 2
1872	18	1,057	3,886	228,365	13,554	13,554	242,976	568 0 0	174,823 19 9	27,108 0 6	202,500 0 3
1873	.....	.....	4,070	239,178	14,260	14,648	253,826	.....	176,542 10 3	30,516 15 0	207,059 5 3
1874	.....	.....	4,240	270,321	15,406	15,784	286,105	.....	186,820 8 8	33,020 5 0	219,840 13 8
1875	.....	.....	4,219	215,643	16,520	17,076	232,719	.....	182,486 11 11	35,787 9 4	218,274 1 3

Sydney: Thomas Richards, Government Printer.—1876.

1875.

NEW SOUTH WALES.

VITAL STATISTICS.

NINETEENTH ANNUAL REPORT

FROM

THE REGISTRAR GENERAL, ON VITAL STATISTICS.

Presented to both Houses of Parliament, by Command.

SYDNEY:
THOMAS RICHARDS, GOVERNMENT PRINTER, PHILLIP-STREET

1875.

[1s. 6d.] 112—A

1875.

VITAL STATISTICS.

THE REGISTRAR GENERAL to THE HONORABLE THE COLONIAL SECRETARY,

TRANSMITTING ABSTRACTS OF

MARRIAGES, BIRTHS, AND DEATHS,

FOR THE YEAR 1874,

WITH PREFATORY REPORT.

Registrar General's Office,
Sydney, 1 June, 1875.

SIR,

I have the honor to forward the Returns of Births, Marriages, and Deaths, for the year ended 31st December, 1874.

Present state of the Marriage Laws.

Before I proceed to make any comment on these Statistics, I take this opportunity of calling attention to the Marriage Law of the Colony, which is universally admitted to be in a very unsatisfactory state. Either some extensive amendments should be made or an entirely new system adopted. For my own part I should prefer the latter alternative, and advise that the civil contract should be made the legal proof of marriage.

The advantages likely to be gained are, that cases of bigamy and of the marriage of minors and other irregularities would be of much more rare occurrence; that a more correct and therefore more reliable record of marriages would be the result; and that the Government would be in a position to impose a fee which would, to some extent at least, curtail the expense incurred in collecting, arranging, and conserving these records, the cost of which is at present a large charge on the Revenue.

There are at present over 550 Ministers of Religion who are registered in this office for the purpose of enabling them to celebrate marriages, and so far as I can judge they, as a body, carry out the law to the best of their ability. But a great amount of mischief is done if only one of these gentlemen is found who, from feelings of cupidity, or other unworthy motives, makes a business of the marriage ceremony. It can well be assumed that such a one would not be over careful in eliciting all the information which should be procured before celebrating a marriage, the fee probably being the guiding principle of action. Having made these few observations on this question under a sense of its great importance to the community at large, I now pass on to deal with the principal results disclosed by the tables for the year under consideration.

Population.

The population of the Colony, which was estimated to amount to 560,275 persons on 31st December, 1873, had increased at the same time of the year 1874 to 584,278, which shows an addition of 24,003 persons, or 4·28 per cent.

Sexes.

The estimated number of the sexes is 321,447 males and 262,831 females. There were, therefore, 58,616 more males than females; and their respective proportions per 1,000 will be 550 to 450. The proportion of the increase to the population of males was larger during 1874 than in the previous year. The increment of 26,003 persons to our population is arrived at by the fact that there were 13,526 births over deaths, and that the arrivals by sea exceeded the departures by 10,477. By referring to the statistics

of

of the Colony of Victoria I find that with a population of more than 220,000 in excess of New South Wales, the increase in population amounted to 17,945 persons, which is 6,058 under the figures for this Colony. The inference to be drawn from these figures is that since the Census of 1871 there must have been an overland exodus of population from Victoria to New South Wales, and consequently that our population is probably larger than estimated.

Registration.

At the close of the year 1873 the number of names recorded in the Registers amounted to 537,647, which was increased at the corresponding time of the year 1874 by the addition of 39,516 names, bringing up the total to 577,163 names.

Marriage, Births, Deaths.

The number of marriages celebrated during the year was 4,343, and there were 22,178 births, and 8,652 deaths registered during the same period.

As compared with the previous year the number of marriages had decreased by 41, the deficiency being 34 in Sydney, 3 in Suburbs, and 4 in Country districts. Of the total number of marriages, the City contributed 28·18, Suburbs 7·21, and Country 64·61. If population be taken into account it will be seen that marriages show an almost yearly decrease since the year 1865, when they stood at 8·90 per 1,000 as against 7·61 for the year under report.

The births registered during the year amounted to 22,178, being 734 in excess of the year 1873. The increase in the City was 56, Suburbs 24, and Country 654. The ratio of births per 1,000 is 38·87, which is a slight decrease on the previous year.

The number of deaths recorded during the year was 8,652, being an increase of 41 on 1873, and at the rate of 15·16 per 1,000 of population, showing an increase of 1·31 on the mortality of the previous year. The rate of mortality for the City was 24·09 per 1,000 as against 21·68 in 1873. The Suburbs rose from 15·16 to 17·56 and the Country Districts from 12·02 to 12·92.

(A.)

TABLE showing the number of MARRIAGES, BIRTHS, and DEATHS, registered in the Colony of New South Wales, during each Quarter of the Year 1874.

Quarter ended—	Marriages.	Births.			Deaths.		
		Males.	Females.	Total.	Males.	Females.	Total.
Sydney—							
31st March	277	403	359	762	242	218	460
30th June	339	383	392	775	211	190	401
30th September	306	433	391	824	283	209	492
31st December	302	409	351	760	367	357	724
TOTAL	1,224	1,628	1,493	3,121	1,103	974	2,077
Suburbs—							
31st March	80	343	294	637	150	148	298
30th June	81	345	368	713	146	145	291
30th September	77	369	360	729	130	132	262
31st December	75	395	313	708	199	149	348
TOTAL	313	1,452	1,335	2,787	625	574	1,199
Country Districts—							
31st March	689	1,963	1,861	3,824	810	540	1,350
30th June	729	1,977	1,926	3,903	853	556	1,409
30th September	707	2,159	2,172	4,331	825	484	1,309
31st December	681	2,144	2,068	4,212	806	502	1,308
TOTAL	2,806	8,243	8,027	16,270	3,294	2,082	5,376
New South Wales—							
31st March	1,046	2,709	2,514	5,223	1,202	906	2,108
30th June	1,149	2,705	2,686	5,391	1,210	891	2,101
30th September	1,090	2,961	2,923	5,884	1,238	825	2,063
31st December	1,058	2,948	2,732	5,680	1,372	1,008	2,380
TOTAL	4,343	11,323	10,855	22,178	5,022	3,630	8,652

MARRIAGES.

The Return marked B, now following, shows the number of marriages celebrated by each denomination and by Registrars during the last ten years; and the table next in order gives the increase or decrease per cent. of the total marriages in 1873 and 1874. It will be observed that there is an increase in marriages under the heads—Church of England, Wesleyan, Congregational, Baptist, and German Evangelical;

Evangelical; Roman Catholic shows a large decrease, and the number of Presbyterian Marriages is less than the previous year. Out of 886 Presbyterian Marriages, 362 were celebrated by one Minister belonging to that denomination.

(B.)

Denomination.	1865.	1866.	1867.	1868.	1869.	1870.	1871.	1872.	1873.	1874.
Church of England	886	856	832	1,024	1,018	1,159	1,232	1,381	1,547	1,572
Roman Catholic	934	873	881	912	901	908	885	836	992	837
Presbyterian	935	856	767	698	663	548	648	827	914	886
Wesleyan	349	349	303	333	313	363	364	397	462	518
Primitive Methodist	54	49	49	51	58	70	60	73	60	60
Congregationalist	97	90	100	96	106	82	99	148	164	180
Baptist	34	49	38	21	25	37	30	51	44	52
Christian Israelite	1	2	.....	.....	.....	.....	.....	.....	.....	.....
Unitarian	4	1	2	2	4	3	4	3	3	1
Hebrew	11	13	9	13	13	4	10	6	10	10
Protestant Episcopal	.....	.....	.....	.....	.....	.....	.....	.....	2	5
Free Church of England	21	45	186	350	446	451	395	.....	.....	.....
German Evangelical	.....	1	3	2	2	7	4	9	7	14
Christians	.....	.....	.....	1	6	1	3	3	.....	.....
Free Gospel Church	.....	.....	.....	.....	1	.....	.....	.....	.....	.....
Registrars' Offices	252	278	256	233	243	215	219	191	179	208
Total	3,578	3,462	3,426	3,736	3,799	3,848	3,953	3,925	4,384	4,343

Marriage Table of Increase and Decrease.

	1873.	1874.	1873. Per cent.	1874. Per cent.	Increase per cent.	Decrease per cent.
Church of England	1,547	1,572	35·29	36·20	0·91	.....
Roman Catholic	992	837	22·63	19·27	.....	3·36
Presbyterian	914	886	20·85	20·40	.....	0·45
Wesleyan	462	518	10·54	11·93	1·39	.....
Congregational	164	180	3·74	4·14	0·40	.....
Primitive Methodist	60	60	1·37	1·39	0·02	.....
Baptist	44	52	1·00	1·18	0·18	.....
Hebrew	10	10	0·23	0·23	.....	.....
Unitarian, German Evangelical, &c.	12	20	0·27	0·47	0·20	.....
Registrars' Offices	179	208	4·08	4·79	0·71	.....
	4,384	4,343	100·00	100·00	3·81	3·81

The number of minors who entered into the marriage state during the year was 105 males and 1,335 females, in all 1,440 persons, or 16·58 of the total number married. The percentage of persons contracting these marriages to total number of persons married in Sydney was 10·49, in Suburbs 16·45, and in Country 19·28. Minors.

Table of Minors.

	No. of Marriages.	Minors.	
		Male.	Female.
Sydney	1,224	26	231
Suburbs	313	13	90
Country Districts	2,806	66	1,014
	4,343	105	1,335

From a short table given below it will be seen that out of the total number of persons married in the year, viz., 8,686, there were 1,039 or 11·96 who did not sign their names to their marriage certificates. Of this number males numbered 458 and females 581. From the total number of marriages celebrated in Sydney, Suburbs, and Country Districts, the percentage of those who did not sign their names was 10·12, 7·93, and 15·85, respectively. In this respect there is a very slight improvement on the previous year.

	No. of Marriages.	Full Signatures.			Marks.			Marks per cent.
		Males.	Females.	Total.	Males.	Females.	Total.	
Sydney	1,224	1,145	1,078	2,223	79	146	225	10·12
Suburbs	313	292	288	580	21	25	46	7·93
Country Districts	2,806	2,448	2,396	4,844	358	410	768	15·85
	4,343	3,885	3,762	7,647	458	581	1,039	

Out

Condition.

Out of the total number of persons married in Sydney, 44·89 per cent. were bachelors, 44·16 per cent. spinsters, 5·11 per cent. widowers, and 5·84 per cent. widows. In like order Suburbs show 43·77 per cent., 46·33 per cent., 6·23 per cent., and 3·67 per cent. respectively; and Country Districts 45·83, 44·46, 4·17, and 5·54 per cent. respectively.

TABLE of Bachelors and Spinsters, &c.

	No. of Marriages.	Bachelors.	Spinsters.	Widowers.	Widows.
Sydney	1,224	1,099	1,081	125	143
Suburbs	313	274	290	39	23
Country Districts	2,806	2,572	2,495	234	311
	4,343	3,945	3,866	398	477

(C.)

TABLE showing the number of MARRIAGES registered in the Colony of New South Wales during each quarter of the Years 1865 to 1874.

		Estimated Population at the middle of the Year.	31 March.	30 June.	30 Sept.	31 Dec.	Total.	Ratio per 1,000 living.
Sydney	1865	62,841	272	295	274	256	1,097	17·45
	1866	65,580	269	277	254	242	1,042	15·88
	1867	68,587	294	277	260	246	1,077	15·70
	1868	71,310	304	321	281	286	1,192	16·71
	1869	74,310	332	330	299	314	1,275	17·15
	1870	77,131	297	313	323	302	1,235	16·01
	1871	79,540	320	325	316	255	1,216	15·28
	1872	79,745	305	256	264	230	1,055	13·23
	1873	83,000	316	346	299	297	1,258	15·15
	1874	86,213	277	339	306	302	1,224	14·19
			2,986	3,079	2,876	2,730	11,671	
Suburbs	1865	43,456	68	47	51	63	229	5·27
	1866	45,350	46	55	55	56	212	4·67
	1867	47,429	61	50	71	75	257	5·42
	1868	49,313	68	72	61	52	253	5·13
	1869	51,387	91	52	64	74	281	5·46
	1870	53,338	72	59	60	52	243	4·55
	1871	55,004	46	47	60	61	214	3·88
	1872	63,160	73	71	65	77	286	4·52
	1873	65,738	90	65	69	92	316	4·80
	1874	68,281	80	81	77	75	313	4·58
			695	599	633	677	2,604	
Country Districts	1865	295,865	609	547	567	529	2,252	7·61
	1866	308,765	555	538	573	542	2,208	7·15
	1867	322,927	565	466	552	509	2,092	6·47
	1868	335,749	582	544	602	563	2,291	6·82
	1869	349,877	574	546	572	551	2,243	6·41
	1870	363,162	646	539	576	609	2,370	6·52
	1871	374,504	657	661	630	575	2,523	6·73
	1872	384,777	679	648	613	644	2,584	6·71
	1873	400,479	729	710	685	686	2,810	7·01
	1874	415,976	689	729	705	681	2,806	6·74
			6,285	5,928	6,077	5,889	24,179	
New South Wales	1865	402,163	949	889	892	848	3,578	8·90
	1866	419,695	870	870	882	840	3,462	8·25
	1867	438,943	920	793	883	830	3,426	7·80
	1868	456,372	954	937	944	901	3,736	8·18
	1869	475,574	997	928	935	939	3,799	7·98
	1870	493,631	1,015	911	959	963	3,848	7·79
	1871	509,048	1,023	1,033	1,006	891	3,953	7·76
	1872	527,682	1,057	975	942	951	3,925	7·44
	1873	549,217	1,135	1,121	1,053	1,075	4,384	7·98
	1874	570,470	1,046	1,149	1,090	1,058	4,343	7·61
			9,966	9,606	9,586	9,296	38,454	

BIRTHS.

As before stated, the number of births recorded during the year was 22,178, of which 11,323 were males and 10,855 females, or 51·06 per cent. and 48·94 per cent. respectively. The excess of male to female births is 2·12 per cent.

The increase of births in the year 1874 was 734, which is 460 below the increase of 1873 on the year 1872.

Ratio of births to population.

The mean ratio of births per 1,000, for the nine years preceding 1874, is 40·31, while that for 1874 is 38·87. We find that the mean for Sydney stands at 37·64, and for the year at 36·20; the Suburbs 45·81, and for the year 40·80; the Country Districts 40·06, and for the year 39·11. Thus the last year of the decade is lower than the mean of the previous nine years in all the abovenamed divisions.

Proportion of Sexes.

The number of births registered in the City was 3,121, viz.:—1,628 males and 1,493 females, or 52·16 and 47·84, respectively. The Suburbs show 2,787 births, viz.:—1,452 males and 1,335 females, or 52·10 and 47·90, respectively; and in the Country Districts we find there were 16,270 births, viz.:—8,243 males and 8,027 females, or 50·66 and 49·34, respectively. The proportion in the excess of male to female births in Sydney and Suburbs is nearly equal, viz.:—4·32 and 4·20, respectively, while in the Country it is reduced to 1·32. All the three divisions show that the largest number of births was recorded in the quarter ended 30th September, and on reference to the Decennial Table of Births this will be found an almost universal fact for the whole period.

The proportion of male and female births to total number of births registered is as follows:—

	Males, per cent.	Females, per cent.
Sydney	7·34	6·73
Suburbs	6·55	6·02
Country	37·17	36·19
Totals	51·06	48·94

(D.)

TABLE showing the number of BIRTHS registered in the Colony of New South Wales during each Quarter of the Years 1865 to 1874.

		Estimated Population at the middle of the Year.	31 March.	30 June.	30 Sept.	31 Dec.	Total.	Ratio per 1000. living.
Sydney	1865	62,841	575	663	692	599	2,529	40·24
	1866	65,580	620	595	643	620	2,478	37·78
	1867	68,587	591	632	709	676	2,608	38·02
	1868	71,310	650	680	678	585	2,593	36·36
	1869	74,310	637	762	782	664	2,845	38·28
	1870	77,131	685	757	773	694	2,909	37·71
	1871	79,540	724	752	802	702	2,980	37·48
	1872	79,745	700	729	727	723	2,879	36·09
	1873	83,000	760	755	826	724	3,065	36·92
	1874	86,213	762	775	824	760	3,121	36·20
			6,704	7,100	7,456	6,747	28,007	
Suburbs	1865	43,456	491	510	514	545	2,060	47·40
	1866	45,350	465	527	553	534	2,079	45·84
	1867	47,429	534	557	600	598	2,289	48·26
	1868	49,313	532	557	631	557	2,277	46·17
	1869	51,387	581	679	615	644	2,519	49·02
	1870	53,338	596	679	654	617	2,546	47·73
	1871	55,004	632	652	666	651	2,601	47·28
	1872	63,160	580	612	659	585	2,436	38·56
	1873	65,738	696	700	710	657	2,763	42·03
	1874	68,281	637	713	729	708	2,787	40·80
			5,744	6,186	6,331	6,096	24,357	
Country Districts	1865	295,865	3,032	2,965	3,448	3,249	12,694	42·90
	1866	308,765	3,026	3,047	3,276	3,044	12,393	40·13
	1867	322,927	3,079	3,079	3,725	3,537	13,420	41·55
	1868	335,749	3,364	3,399	3,594	3,258	13,615	40·55
	1869	349,877	3,298	3,430	3,679	3,472	13,879	39·66
	1870	363,162	3,234	3,493	3,892	3,574	14,193	39·08
	1871	374,504	3,521	3,537	3,903	3,601	14,562	38·88
	1872	384,777	3,687	3,624	3,941	3,683	14,935	38·81
	1873	400,479	3,755	3,509	4,202	4,150	15,616	38·99
	1874	415,976	3,824	3,903	4,331	4,212	16,270	39·11
			33,820	33,986	37,991	35,780	141,577	

TABLE D, showing the number of BIRTHS, &c.—*continued.*

		Estimated Population at the middle of the Year.	31 March.	30 June.	30 Sept.	31 Dec.	Total.	Ratio per 1,000 living.
New South Wales	1865	402,163	4,098	4,138	4,654	4,393	17,283	42·97
	1866	419,695	4,111	4,169	4,472	4,198	16,950	40·38
	1867	438,943	4,204	4,268	5,034	4,811	18,317	41·73
	1868	456,372	4,546	4,636	4,903	4,400	18,485	40·50
	1869	475,574	4,516	4,871	5,076	4,780	19,243	40·46
	1870	493,631	4,515	4,929	5,319	4,885	19,648	39·80
	1871	509,048	4,877	4,941	5,371	4,954	20,143	39·57
	1872	527,682	4,967	4,965	5,327	4,991	20,250	38·37
	1873	549,217	5,211	4,964	5,738	5,531	21,444	39·04
	1874	570,470	5,223	5,391	5,884	5,680	22,178	38·87
			46,268	47,272	51,778	48,623	193,941	

Illegitimates.

There were 935 births of illegitimate children registered during the year, being an increase of 46 on the previous year. The males numbered 462, and females 473. The percentage of these births to total births is 4·21 as against 4·14 in the year 1873. The proportion per 1,000 of population is 1·64 which is about the same as the previous year.

(F.)

TABLE showing the number of CHILDREN born out of WEDLOCK in the Colony of New South Wales, from 1st January, 1865, to 31st December, 1874.

Year.	Sydney.			Suburban.			Country Districts.			Total.		
	Males.	Females.	Total.	Males.	Females.	Total.	Males.	Females.	Total.	Males.	Females.	Total.
1865	66	71	137	16	26	42	213	225	438	295	322	617
1866	79	78	157	21	30	51	203	215	418	303	323	626
1867	65	77	142	32	33	65	232	231	463	329	341	670
1868	67	82	149	30	28	58	253	239	492	350	349	699
1869	106	78	184	29	28	57	274	228	502	409	334	743
1870	90	95	185	52	38	90	250	230	480	392	363	755
1871	105	101	206	30	31	61	259	256	515	394	388	782
1872	94	88	182	34	32	66	287	281	568	415	401	816
1873	98	101	199	42	44	86	293	311	604	433	456	889
1874	117	124	241	40	48	88	305	301	606	462	473	935
	887	897	1,782	326	338	664	2,569	2,517	5,086	3,782	3,750	7,532

Triplets and twins.

During the year 1874 there were four cases where three children were born at a birth, and the number of cases of twins was 177, of which 182 were males and 171 females.

(F.)

TABLE showing the number of TRIPLETS and TWINS born in the Colony of New South Wales from 1st January, 1865, to 31st December, 1874.

Year.	Triplets.				Twins.			
	No. of Cases.	Males.	Females.	Total.	No. of Cases.	Males.	Females.	Total.
1865	3	5	4	9	164	144	182	326*
1866	2	2	4	6	151	141	155	296†
1867	.....	.....	.....	.....	158	148	166	314*
1868	3	7	2	9	162	174	150	324
1869	4	6	6	12	165	161	169	330
1870	2	1	5	6	188	189	187	376
1871	1	2	1	3	194	198	190	388
1872	5	7	8	15	179	173	183	356*
1873	1	.....	3	3	189	204	173	377‡
1874	4	9	3	12	177	182	171	353‡
	25	39	36	75	1,727	1,714	1,726	3,440

* Two still-born in each year—not registered. † Six still-born—not registered. ‡ One still-born.

DEATHS.

9

DEATHS.

The registers of deaths for the year 1874 show that they number 8,652, comprising 5,022 or 58·04 males and 3,630 or 41·96 females, the former exceeding the latter by 1,392 or 16·08 per cent. After deducting the excess of male over female births from these last figures, it will be found that there is a surplus of 924 on the side of the females. The percentage of male deaths is lower, and of female deaths higher than in the previous year. The increase in the number of deaths on the previous year is 1,041, consisting of 423 males and 608 females.

Proportion of deaths to population.

The death rate for the Colony per 1,000 for the year stood at 15·16, while the mean for the previous nine years was 15·26. The City gives 24·09 for the year, and 22·75 for the mean of the preceding nine years; Suburbs 17·56 and 18·54; and Country, 12·92 and 13·19. There was therefore an improvement in the health of the Suburbs and Country Districts, but not in the City.

Out of the total number of deaths, 24·00 were registered in the City; 13·86 in the Suburbs; and 62·14 in the Country.

(G.)

TABLE showing the number of DEATHS registered in the Colony of New South Wales, during each Quarter of the Years 1865 to 1874.

		Estimated Population at the middle of each Year.	31 Mar.	30 June.	30 Sept.	31 Dec.	Total.	Ratio per 1,000, living.
Sydney	1865	62,841	340	345	339	398	1,422	22·63
	1866	65,580	389	412	347	454	1,602	24·42
	1867	68,587	583	797	330	441	2,151	31·36
	1868	71,310	413	410	349	427	1,599	22·42
	1869	74,310	371	354	377	409	1,511	20·33
	1870	77,131	386	355	337	414	1,492	19·34
	1871	79,540	332	362	439	450	1,583	19·90
	1872	79,745	477	398	438	497	1,810	22·69
	1873	83,000	468	430	408	494	1,800	21·68
	1874	86,213	460	401	492	724	2,077	24·09
			4,219	4,264	3,856	4,708	17,047	
Suburbs	1865	43,456	201	185	145	258	789	18·15
	1866	45,350	220	256	174	316	966	21·31
	1867	47,429	292	551	243	300	1,386	29·22
	1868	49,313	216	247	215	278	956	19·59
	1869	51,387	240	226	220	245	931	18·11
	1870	53,338	200	193	187	210	790	14·81
	1871	55,004	182	169	247	285	883	16·05
	1872	63,160	244	184	192	295	915	14·48
	1873	65,738	213	248	249	287	997	15·16
	1874	68,281	298	291	262	348	1,199	17·56
			2,326	2,550	2,134	2,822	9,812	
Country Districts	1865	295,865	1,074	1,102	1,019	1,190	4,385	14·82
	1866	308,765	1,467	1,351	993	982	4,793	15·52
	1867	322,927	1,312	1,226	1,346	1,210	5,094	15·77
	1868	335,749	1,335	1,273	1,027	1,035	4,670	13·90
	1869	349,877	1,216	1,141	940	952	4,249	12·14
	1870	363,162	1,216	1,122	994	944	4,276	11·77
	1871	374,504	988	949	969	1,035	3,941	10·52
	1872	384,777	1,418	1,134	1,110	1,081	4,743	12·32
	1873	400,479	1,326	1,180	1,169	1 139	4,814	12·02
	1874	415,976	1,350	1,409	1,309	1,308	5,376	12·92
			12,702	11,887	10,876	10,876	46,341	
New South Wales	1865	402,163	1,615	1,632	1,503	1,846	6,596	16·40
	1866	419,695	2,076	2,019	1,514	1,752	7,361	17·53
	1867	438,943	2,187	2,574	1,919	1,951	8,631	19·66
	1868	456,372	1,964	1,930	1,591	1,740	7,225	15·83
	1869	475,574	1,827	1,721	1,537	1,606	6,691	14·06
	1870	493,631	1,802	1,670	1,518	1,568	6,558	13·28
	1871	509,048	1,502	1,480	1,655	1,770	6,407	12·58
	1872	527,682	2,139	1,716	1,740	1,873	7,468	14·15
	1873	549,217	2,007	1,858	1,826	1,920	7,611	13·85
	1874	570,470	2,108	2,101	2,063	2,380	8,652	15·16
			19,227	18,701	16,866	18,406	73,200	

The

The number of deaths of children under 5 years of age in the Colony was 3,768, which amounts to 43·55 per cent. of the total number of deaths recorded. This is an increase of 5·13 per cent. on the previous year, the mean of the preceding nine years being 43·89. The percentage of these deaths in Sydney was 44·72, which is higher by 4·78 than the previous year. The Suburbs show an infantile mortality of 56·04, which is an increase of 4·89 on the previous year, and slightly lower than the mean for the nine previous years. The percentage for country districts stands at 40·31. Here again is an increase of 4·69 on the previous year, and a shade lower than the mean for the preceding nine years.

(H.)

INFANTILE MORTALITY.

Year.	Total Deaths of the Year.	Total Deaths under 5 years.	Percentage of total Deaths under 5 years to Deaths of the year.	Sydney.			Suburbs.			Country Districts.		
				Total Deaths of Year.	Deaths under 5 years.	Percentage of Deaths under 5 years to total Deaths.	Total Deaths of Year.	Deaths under 5 years.	Percentage of Deaths under 5 years to total Deaths.	Total Deaths of Year.	Deaths under 5 years.	Percentage of Deaths under 5 years to total Deaths.
1865	6,596	2,879	43·65	1,422	612	43·04	789	447	56·65	4,385	1,820	41·73
1866	7,361	3,292	44·72	1,602	717	44·75	966	535	55·38	4,793	2,040	42·56
1867	8,631	4,574	52·99	2,151	1,262	58·67	1,386	925	66·73	5,094	2,387	46 85
1868	7,225	3,105	42·97	1,599	748	46·77	956	512	53·55	4,670	1,845	39·50
1869	6,691	2,973	44·43	1,511	712	47·12	931	553	59·39	4,249	1,708	40·19
1870	6,558	2,803	42·74	1,492	673	45·10	790	411	52·02	4,276	1,719	40·20
1871	6,407	2,705	42·21	1,583	743	46·93	883	487	55 15	3.941	1,475	37·42
1872	7,168	3,203	42·91	1,810	815	45·02	915	503	54·97	4,743	1,885	39·74
1873	7,611	2,924	38·42	1,800	719	39·94	997	510	51·15	4,814	1,695	35·62
1874	8,652	3,768	43·55	2,077	929	44·72	1,199	672	56·04	5,376	2,167	40·31
	73,200	32,226		17,047	7,930		9,812	5,555		46,341	18,741	
Mean of 10 years	7,320	3,222	43·85	1,704	793	46·53	981	555	56·01	4,634	1,874	40·41

The percentage of deaths under 5 years to the total deaths of each of the Metropolitan Divisions is as follows:—Waterloo, 67·54; Balmain, 64·62; Newtown, 57·83; Glebe, 57·44; Redfern, 57·00; Paddington, 51·04; St. George, 48·43; St. Leonards, 44·94; Sydney, 44·72; Concord, 40·10; Randwick, 33·33. These figures are higher than in the previous year in all the abovenamed districts, with the exception of Randwick, Concord, and St. Leonards.

The percentage of deaths to population of each district, according to the last Census, is as follows:—Sydney, 2·72; Glebe, 2·46; Waterloo, 2·39; Redfern, 2·21; Balmain, 2·13; Newtown, 2·09; Paddington, 1·98; St. Leonards, 1·73; Concord, 1·47; St. George, 1·19.

(I.)

Ward.	Percentage of—																																	
	Deaths under 5 years to total Deaths in each Ward.										Deaths under 5 years to Births in each Ward.										Total Deaths to Births in each Ward.										Total Deaths to Population in each Ward. (Census 1861 and 1871.)									
	1865.	1866.	1867.	1868.	1869.	1870.	1871.	1872.	1873.	1874.	1865.	1866.	1867.	1868.	1869.	1870.	1871.	1872.	1873.	1874.	1865.	1866.	1867.	1868.	1869.	1870.	1871.	1872.	1873.	1874.	1865.	1866.	1867.	1868.	1869.	1870.	1871.	1872.	1873.	1874.
1. Gipps	48·83	54·43	62·80	57·79	53·75	51·53	57·05	48·48	45·39	52·34	24·70	26·13	50·99	25·79	22·16	19·30	22·82	22·47	20·96	29·71	50·58	48·01	81·16	44·64	41·23	37·46	40·00	46·34	46·17	56·76	2·38	2·34	3·94	2·13	2·21	1·81	1·75	1·84	1·81	2·38
*2. Bourke	13·48	18·23	21·71	17·84	13·62	11·41	13·01	13·53	10·74	9·44	17·20	33·68	43·65	28·69	25·78	26 62	35·07	40·16	36·52	36·21	...	...	...	...	...	...	...	...	...	...	6·19	6·78	7·68	7·17	5·84	6·28	6·86	6·88	7·43	8·46
3. Brisbane	49·24	52·12	69·30	55·77	55·40	50·72	58·82	47·91	39·86	56·73	26·00	35·36	55·12	34·52	26·79	24·47	27·30	23·09	18·91	41·99	52·88	67·07	59·52	61·90	48·36	48·25	46·41	48·16	47·43	74·02	2·09	2·61	3·80	2·47	2·34	2·18	1·87	1·98	2·03	2·86
4. Macquarie	46·99	48·30	67·24	45·26	55·26	46·96	53·02	51·87	46·71	43·24	26·70	24·74	47·85	25·74	28·00	16·48	21·16	25·27	22·45	22·94	56·85	57·05	71·17	56·88	50·66	35·10	39·78	48·71	44·56	53·05	1·83	2·14	2·57	2·10	1·68	1·46	1·37	1·67	1·72	1·86
5. Cook	48·29	55·8	67·77	58·29	55·15	63·72	57·14	55·62	53·77	61·16	20·38	31·32	43·50	30·52	21·61	22·49	18·93	27·51	23·95	30·62	42·20	56·60	64·16	52·37	39·19	35·30	33·12	49·45	44·54	50·07	2·12	2·38	2·92	2·40	2·34	2·60	1·48	2·18	2·25	2·47
6. Fitzroy	51·43	47·15	61·54	54·62	54·61	49·66	52·57	42·75	39·14	47·53	22·95	24·18	40·13	28·41	25·62	25·21	31·56	27·00	23·11	28·72	44·62	51·28	65·21	52·02	46·92	50·77	60·04	63·15	59·03	60·42	2·23	2·72	3·55	3·05	2·57	2·70	2·26	2·30	2·15	2·37
7. Phillip	64·10	59·44	71·20	55·81	54·44	59·37	65·62	57·47	53·84	57·14	38·46	32·07	62·24	29·26	30·43	26·76	29·34	27·47	23·09	27·55	60·00	53·95	87·41	52·44	55·90	45·07	44·56	47·80	42·89	48·22	2·63	2·41	4·34	2·18	3·04	2·70	1·96	2·13	2·07	2·66
8. Denison	50·36	53·03	73·00	57·14	60·00	54·60	56·27	64·41	54·18	56·56	22·08	29·63	51·33	27·96	24·05	22·13	22·98	39·89	25·82	26·48	43·84	53·86	70·32	48·93	40·09	40·54	40·75	61·94	47·65	46·81	1·72	2·24	3·26	1·99	2·11	2·02	1·69	2·33	2·00	1·95

* The Infirmary is situated in Bourke Ward.

(J.)

District.	Per centage of—																																	
	Deaths under 5 years to total Deaths in each District.										Deaths under 5 years to Births in each District.										Total Deaths to Births in each District.										Total Deaths to Population in each District. (Census 1861 and 1871.)									
	1865.	1866.	1867.	1868.	1869.	1870.	1871.	1872.	1873.	1874.	1865.	1866.	1867.	1868.	1869.	1870.	1871.	1872.	1873.	1874.	1865.	1866.	1867.	1868.	1869.	1870.	1871.	1872.	1873.	1874.	1865.	1866.	1867.	1868.	1869.	1870.	1871.	1872.	1873.	1874.
1. Sydney	43·04	44·75	58·67	46·77	47·12	45·10	16·93	45 02	39·94	44·72	24·20	28·93	48·39	28·84	25·02	23·13	24·93	28·30	23·49	29·76	56·22	64·65	82·48	61·66	53·11	51·28	53·12	62·86	58 72	66·55	2·50	2·82	3·78	2·81	2·65	1·93	2·07	2·37	2·36	2·72
2. Balmain	54·21	52·52	69·23	52·08	62·88	52·94	58·06	61·54	57·62	64·62	24·88	22·51	35·04	20·74	19·74	18·30	17·76	22·00	18·88	25·06	45·07	42·85	51·18	39·83	31·39	34·57	30·60	35·73	32·77	38·78	2·43	2·51	3·29	2·43	2·46	2·58	1·35	1·52	1·71	2·13
3. Glebe	44·70	54·13	64·89	56·52	65·67	60·16	52·87	53·93	49·07	57·44	16·89	29·75	51·96	30 11	27·93	24·58	16·91	17·84	17·32	27·93	37·77	54·96	80·07	53 28	42·54	40·86	31 98	33·08	35·29	48·62	2·29	3·58	6·06	3·71	3·61	3·31	1 52	1·55	1·88	2·46
4. Newtown	54·00	46·06	66·11	51·16	54·02	41·77	53·12	47·36	52·41	57·83	28·25	19·90	39·21	22·33	20 43	12·17	19·10	18·15	19·95	23·13	44·12	43·20	59·31	43·65	37·82	29·15	35·95	38·32	38·05	40·00	1·77	2·10	2·85	2·03	2·05	1·86	1·45	1·67	1·83	2·09
5. Redfern	69·56	61·86	76·00	58·51	68·16	63·15	66·40	65·51	55·15	57·00	25·57	26·54	45·24	24·49	25·49	19·41	23·38	24·35	22·73	23·72	36·76	42·91	59·52	41·86	37·40	30·73	35·21	37·17	41·25	41 63	3·08	3·52	5·60	4·03	3·65	3·11	1·98	1·79	2·03	2·21
*6. Waterloo	...	...	...	...	...	...	...	66·94	57·14	67·54	...	...	..	...	...	...	...	27·27	24·43	33·44	...	...	...	...	...	...	...	40·74	42·76	49·50	...	...	...	...	...	...	...	1·91	2·10	2·39
7. Paddington	53·90	57·31	57·34	48·76	53·48	45·37	54·60	52·72	44·56	51·04	21·47	30·53	41·80	21 29	22·44	13·00	20·75	24·54	16·14	26·07	39·83	53·27	72·95	43·66	41·95	28·64	38·00	46·61	36·14	51·07	2·07	2·51	3·93	2·38	2·53	1·58	1·33	1·44	1·31	1·98
* Randwick	...	...	...	...	...	...	...	18·18	40·00	33·33	...	...	...	...	...	...	...	18·18	13·33	17·64	...	...	...	...	...	...	...	...	33·33	53·00	...	...	...	...	...	...	...	...	...	1·04
8. Concord	34·54	52·63	54·54	39·13	52·17	36·73	43·90	44·67	50·00	40·10	15·32	25·00	23·62	15·12	18·90	12·94	12·58	16·28	15·13	13·12	44·35	47·50	43·30	38·65	36·22	35·25	28·67	37·20	30·26	32·50	2·33	2·46	2·33	1·95	1·95	2·07	1·16	1 33	1·30	1·47
9. St. George	55·40	51·22	64·96	56·36	50·49	55·40	39·80	53·35	37·09	48·43	15·89	26·25	32·84	23·56	16·45	13·89	12·19	15·58	11·16	16 06	28·68	51·25	50·55	42·58	32·58	25·08	30·62	22·72	30 10	33·16	1·31	2·17	2·43	1·94	1·79	1·31	1·16	0·84	1·16	1·19
10. St. Leonards	41·07	56·89	68·42	47 91	46·94	34·78	45·45	32·72	48·33	44·94	15·03	19·52	33·33	12·63	14·11	8·51	16·21	9·27	14·35	19·51	36·60	34·32	48·72	26·37	30·06	24·46	35·67	28·35	30 00	43·41	1·62	1·67	2·20	1·39	1·42	1·33	1·28	1·07	1·16	1·73

* Waterloo was not created a separate Registry District till January, 1872; and Randwick a Sub-district of Paddington in September, 1872.

	Population, Census, 1871.	Births.	Deaths under 5.	Total Deaths.
1. Sydney	76,159	3,121	929	2,077
2. Balmain	6,886	379	95	147
3. Glebe	5,721	290	81	141
4. Newtown	7,922	415	96	166
5. Redfern	8,092	430	102	179
6. Waterloo	6,306	305	102	151
7. Paddington } Randwick }	11,411	376 34	93 6	192 18
8. Concord	3,520	160	21	52
9. St. George	5,340	193	31	64
10. St. Leonards	5,126	205	40	89

Causes of death.

By referring to the percentage table of the causes of death, it will be seen that "*Zymotic*" diseases contributed 22·38 of the total deaths, being an increase of 4·53 on the previous year, but 1·68 under the mean of the preceding nine years.

Under this class miasmatic diseases alone show 20·09 per cent. The percentage of constitutional diseases is 12·43, which is 62 lower than the year 1873, and 72 higher than the mean of the previous nine years.

The third class, "*Local*," also shows a decrease on the preceding year, the figures being 40·09 as against 41·56. There is an increase here of 3·39 on the mean of the nine years preceding. Under the "Developmental Class," we find the percentage had decreased from 18·54 to 16·76, which is ·76 below the mean of the previous nine years.

(K.)

	1865. Per-centage.	1866. Per-centage.	1867. Per-centage.	1868. Per-centage.	1869. Per-centage.	1870. Per-centage.	1871. Per-centage.	1872. Per-centage.	1873. Per-centage.	1874. Per-centage.
CLASS I.—ZYMOTIC DISEASES.										
Order 1.—Miasmatic Diseases—Scarlatina, Measles, Diphtheria, Dysentery, Fevers, &c....	25·59	26·27	33·19	22·85	20·41	17·37	16·58	19·09	15·52	20·09
2.—Enthetic Diseases—Syphilis, Gonorrhœa, &c.	0·38	0·46	0·24	0·47	0·19	0·26	0·28	0·36	0·46	0·34
3.—Dietic Diseases—Privation, Scurvy, Delirium Tremens, &c.	1·77	1·85	1·19	1·77	1·60	0·98	1·16	1·29	1·59	1·50
4.—Parasitic Diseases, Thrush, Worms, &c.	0·44	0·54	0·45	0·40	0·30	0·34	0·36	0·29	0·28	0·45
	28·18	29·12	35·07	25·49	22·50	18·95	18·38	21·03	17·85	22·38
CLASS II.—CONSTITUTIONAL.										
Order 1.—Diathetic Diseases—Gout, Dropsy, Cancer, &c.	2·73	2·93	2·66	3·34	3·62	3·52	4·03	4·09	4·27	3·69
2.—Tubercular Diseases—Scrofula, Phthisis, Hydrocephalus, &c.	7·69	7·85	6·91	7·70	7·53	9·01	9·24	9·52	8·78	8·74
	10·42	10·78	9·57	11·04	11·15	12·53	13·27	13·61	13·05	12·43
CLASS III.—LOCAL.										
Order 1.—Nervous—Apoplexy, Paralysis, Insanity, Convulsions, Cephaliti·, Brain Disease, &c.	12·46	12·30	11·88	14·16	14·09	14·44	15·36	15·33	15·50	14·62
2.—Circulation—Pericarditiis, Aneurism, Heart Disease, &c.	4·35	4·24	3·62	4·04	5·16	6·08	5·85	5·01	5·99	5·73
3.—Respiratory—Bronchitis, Pneumonia, Asthma, Pleurisy, &c.	7·54	7·32	8·49	9·23	10·12	9·64	10·47	9·35	10·87	11·34
4.—Digestive—Gastritis, Enteritis, Peritonitis, Hernia, &c.	6·81	6·43	5·93	6·08	6·83	6·67	7·10	6·81	7·15	6·31
5.—Urinary—Nephritis, Ischuria, Diabetes, &c.	1·21	0·76	9·71	0·97	1·27	1·18	1·64	1·42	1·60	1·68
6.—Generation—Ovarian Dropsy, Uterus Diseases, &c.	0·24	0·31	0·27	0·43	0·46	0·24	0·34	0·47	0·25	0·17
7.—Joints—Arthritis, Ostitis, Periostitis, &c.	0·30	0·27	0·16	0·15	0·15	0·12	0·14	0·12	0·14	0·11
8.—Integumentary—Phlegmon, Ulcer, Skin Disease, &c.....	0·61	0·46	0·28	0·26	0·33	0·21	0·19	0·23	0·06	0·13
	33·52	32·09	31·34	35·32	38·41	38·58	41·09	38·44	41·56	40·09

(K)—*continued.*

	1865. Per-centage.	1866. Per-centage.	1867. Per-centage.	1868. Per-centage.	1869. Per-centage.	1870. Per-centage.	1871. Per-centage.	1872. Per-centage.	1873. Per-centage.	1874. Per-centage.
CLASS IV.—DEVELOPMENTAL.										
Order 1.—Children—Cyanosis, Spina Bifida, Teething, &c.	4·93	5·45	4·63	5·15	5·47	5·46	4·62	5·06	4·32	4·36
2.—Adults—Paramenia, Childbirth, &c.	0·67	0·63	0·03	0·49	0·69	0·70	0·80	0·49	0·74	1·00
3.—Old People—Old Age, &c.	3·67	3·07	2·49	5·23	4·95	5·32	5·26	5·54	6·42	5·13
4.—Nutrition—Atrophy, Debility	7·61	9·08	7·38	6·98	7·13	7·37	6·54	6·25	7·06	6·27
	16·88	18·23	14·53	17·85	18·24	18·85	17·22	17·34	18·54	16·76
CLASS V.—VIOLENCE.										
Order 1.—Accident or Negligence—Fractures, Contusions, Burns, Drowning, Suffocation, Wounds, &c.	8·26	7·25	6·98	7·71	7·67	9·68	8·67	7·91	7·82	6·84
2.—Wounds in Battle—Gunshot Wounds, Sword, Bayonet, or other Wounds	...	...	...	...	...	...	...	...	...	...
3.—Homicide—Murder and Manslaughter	0·27	0·29	0·13	0·26	0·21	0·13	0·34	0·27	0·24	0·28
4.—Suicide—Poison, Drowning, Hanging, &c.	0·42	0·34	0·46	0·55	0·57	0·53	0·44	0·55	0·46	0·65
5.—Execution—Hanging	0·05	0·08	0·05	0·06	...	...	0·03	0·07	0·05	0·03
Unclassified	...	...	...	...	...	...	...	...	...	...
	9·00	7·96	7·62	8·58	8·45	10·34	9·48	8·80	8·57	7·80
Unspecified	2·00	1·82	1·87	1·72	1·25	0·75	0·56	0·78	0·43	0·54

(L.)

Period.	No. of Deaths.	Mean temperature.	Mean height of Barometer.	Rain.		Mean amount of Ozone.
				Depth.	Days.	
January	151	71·1	29·933	4·42	14	4·4
February	129	70·7	29·980	7·07	15	4·3
March	141	68·8	30·097	6·08	15	4·6
April	147	65·0	30·122	6·00	13	5·1
May	150	58·8	30·116	5·77	14	4·6
June	128	55·1	30·120	5·84	11	5·1
July	135	52·4	30·129	3·77	10	5·2
August	132	54·5	30·107	1·87	9	5·0
September	117	58·8	30·038	1·58	10	5·3
October	133	64·0	30·005	2·51	12	5·4
November	150	66·5	29·960	4·13	12	5·3
December	187	70·4	29·902	2·43	10	4·6
Mean of 12 months	141	63·0	30·042	4·29	12	4·9

I cannot bring this Report to a close without again urging the necessity of Legislative action with regard to an amendment of the Marriage Law. The system which I have recommended for adoption in the beginning of this Report is not a novel one, but has been tried for a number of years on the continent of Europe, and is considered to work satisfactorily.

I have the honor to be,
Sir,
Your obedient servant,
E. G. WARD,
Registrar General.

INDEX TO TABLES.

	PAGE.
Births—	
Quarterly Abstract (1874)	4
„ „ (1865 to 1874)	7
Children out of Wedlock...	8
Triplets and Twins	8
In the Colony	15
In each District	15
In each Ward of the City, in proportion to Deaths, &c.	11
In each Suburban District	11
At Sea, registered in the Colony...	34
Deaths—	
Quarterly Abstract (1874)	4
„ „ (1865 to 1874)	9
In the Colony	15
In each District	15
In each Ward of the City, in proportion to Births, &c.	11
In each Suburban District	11
Infants, 1865 to 1874	10
Males, at Ages, New South Wales	18
„ „ City of Sydney	21
„ „ Suburban Districts	24
„ „ Country Districts	27
Females „ New South Wales	19
„ „ City of Sydney	22
„ „ Suburban Districts	25
„ „ Country Districts	28
Both Sexes „ New South Wales	20
„ „ City of Sydney	23
„ „ Suburban Districts	26
„ „ Country Districts	29
From each Cause, in the City of Sydney	31
Monthly Mortality	30
At Sea, registered in the Colony...	34
Mortality, Temperature, &c.	13
Diseases classified (1865, 1866, 1867, 1868, 1869, 1870, 1871, 1872, 1873, and 1874, compared)	12
Marriages—	
Quarterly Abstract (1874)	4
„ „ (1865 to 1874)	6
In the Colony	15
In each District	15
Denominations (1874)	17
„ (1865 to 1874)	5
Registration Districts and District Registrars	34
Temperature, Height of Barometer, Rain, &c. (1865 to 1874)	13

APPENDIX.

A.

TABLE showing the Number of MARRIAGES, BIRTHS, and DEATHS registered in the Colony of New South Wales, during the Year ended 31st December, 1874.

	Marriages.	Births.			Deaths.		
		Males.	Females.	Total.	Males.	Females.	Total.
Sydney	1,224	1,628	1,493	3,121	1,103	974	2,077
Suburban Districts	313	1,452	1,335	2,787	625	574	1,199
Metropolitan	1,537	3,080	2,828	5,908	1,728	1,548	3,276
Country Districts	2,806	8,243	8,027	16,270	3,294	2,082	5,376
	4,343	11,323	10,855	22,178	5,022	3,630	8,652

B.

TABLE showing the MARRIAGES, BIRTHS, and DEATHS registered in each District of the Colony of New South Wales, during the Year ended 31st December, 1874.

Districts.	Population—Census 1871.	Marriages.	Total.		Births.				Deaths.		Excess of Births over Deaths.
			Births.	Deaths.	Including Illegitimate Births.		Illegitimate Births.				
					M.	F.	M.	F.	M.	F.	
I.—NORTH-EASTERN.											
1. Richmond River	4,528	21	225	36	121	104	3	2	21	15	189
2. Tweed River	449	...	14	2	9	5	...	...	1	1	12
3. Grafton	8,965	76	387	90	187	200	2	6	53	37	297
MacLean		9	136	25	65	71	...	2	12	13	111
4. Macleay River	4,975	20	187	46	87	100	...	...	21	25	141
Nambucca River		...	23	1	13	10	...	...	1	...	22
Bellinger River		1	24	4	14	10	...	1	3	1	20
5. Port Macquarie	2,131	16	88	24	51	37	2	...	19	5	64
6. Manning River	5,171	31	203	33	107	96	5	4	19	14	170
7. Port Stephens	2,659	20	130	31	67	63	...	1	13	18	99
8. Dungog	1,950	16	88	19	46	42	2	2	13	6	69
9. Clarence Town	1,000	3	28	8	16	12	...	2	3	5	20
10. Paterson	2,561	17	98	17	50	48	2	1	7	10	81
11. Raymond Terrace	3,015	17	103	34	61	42	...	...	18	16	69
12. Maitland	13,670	128	500	245	265	235	11	10	145	100	255
13. Morpeth	3,289	19	131	38	54	77	...	3	21	17	93
14. Patrick's Plains	6,699	43	265	87	129	136	8	4	43	44	178
15. Muswellbrook	3,616	15	126	46	64	62	1	2	28	18	80
16. Scone	3,793	15	145	38	71	74	3	3	22	16	107
17. Murrurundi	4,143	28	224	55	131	93	7	3	31	24	169
TOTAL	.....	495	3,125	879	1,608	1,517	46	46	494	385	2,236

B—*continued.*

Districts.	Population—Census, 1871.	Marriages.	Total.		Births.				Deaths.		Excess of Births over Deaths.
			Births.	Deaths.	Including Illegitimate Births.		Illegitimate Births.				
					M.	F.	M.	F.	M.	F.	
II.—North Midland.											
1. Tenterfield	2,349	19	138	41	62	76	...	...	26	15	97
2. Wellingrove	2,648	29	149	53	82	67	4	3	33	20	96
3. Inverell	2,366	44	199	77	102	97	2	7	43	34	122
4. Armidale	9.760	82	472	167	224	248	4	10	90	77	305
	.....	174	958	338	470	488	10	20	192	146	620
III.—North-Western.											
1. Tamworth	6,806	54	295	83	147	148	4	5	43	40	212
Gunnedah		18	78	22	42	36	2	...	16	6	56
2. Nundle	2,068	9	61	20	28	33	...	3	15	5	41
3. Warialda	3,656	15	154	43	83	71	10	4	27	16	111
4. Cassilis	2,838	16	69	21	31	38	3	2	7	14	48
5. Dubbo	4,289	31	174	51	86	88	2	2	30	21	123
6. Coonabarabran	2,219	19	138	46	78	60	6	4	37	9	92
7. Molong	3,167	15	113	28	57	56	...	3	19	9	85
8. Forbes	6,709	36	184	73	92	92	3	4	42	31	111
Parkes		12	75	19	37	38	2	1	13	6	56
9. Wallgett	1,445	7	32	15	13	19	1	2	10	5	17
10. Narrabri	1,699	18	87	20	52	35	6	2	14	6	67
	.....	250	1,460	441	746	714	39	32	273	168	1,019
IV.—Metropolitan.											
1. City of Sydney	76,159	1,224	3,121	2,077	1,628	1,493	117	124	1,103	974	1,044
2. Balmain	6,886	52	379	147	181	198	2	5	82	65	232
3. Glebe	5,721	18	290	141	157	133	8	3	67	74	149
4. Newtown	7,922	68	415	166	221	194	5	6	85	81	249
5. Redfern	8,092	9	430	179	228	202	9	9	90	89	251
6. Waterloo	6,306	47	305	151	153	152	4	14	82	69	154
7. Paddington	11,411	54	376	192	205	171	4	2	99	93	184
Randwick		3	34	18	22	12	1	...	10	8	16
8. Concord	3,520	21	160	52	82	78	3	2	29	23	108
9. St. George	5,340	17	193	64	93	100	1	6	34	30	129
10. St. Leonards	5,126	24	205	89	110	95	3	1	47	42	116
	.....	1,537	5.908	3.276	3,080	2,828	157	172	1,728	1,548	2,632
V.—East-Midland.											
1. Newcastle	18,667	208	969	404	497	472	24	13	237	167	565
Lambton		16	103	35	48	55	1	1	18	17	68
2. Wollombi	1,952	17	69	17	39	30	2	...	15	2	52
3. M'Donald River	625	4	26	5	13	13	...	...	2	3	21
4. Brisbane Water	2,607	8	98	22	45	53	2	1	9	13	76
5. Windsor	4,963	40	170	73	96	74	5	2	48	25	97
6. Richmond	3,083	16	116	28	68	48	6	3	18	10	88
7. Penrith	5,321	22	170	40	88	82	3	2	23	17	130
* 8. Parramatta	11,551	54	365	240	171	194	6	11	159	81	125
† 9. Ryde	2,886	13	113	78	66	47	4	...	48	30	35
‡10. Liverpool	3,493	13	108	207	51	57	3	...	192	15	.....
11. Campbelltown	1,870	12	59	15	29	30	2	1	6	9	44
12. Camden	4,032	21	132	37	61	71	...	3	23	14	95
13. Picton	2,208	13	64	18	32	32	1	1	11	7	46
	.....	457	2,562	1,219	1,304	1,258	59	38	809	410	1,442
VI.—West Midland.											
1. Carcoar	6,411	39	312	69	159	153	8	10	45	24	243
2. Cowra	1,391	12	70	31	32	38	1	1	22	9	39
3. Hartley	5,165	30	186	45	97	89	2	5	24	21	141
4. Bathurst	16,860	149	794	275	405	389	13	20	160	115	519
5. Sofala	2,821	16	108	26	50	58	2	1	16	10	82
6. Orange	7,586	75	344	93	185	159	7	7	61	32	251
7. Wellington	3,354	21	165	48	83	82	10	4	31	17	117
8. Tambaroora	3,625	3	51	5	26	25	1	2	3	2	46
Hill End		28	207	60	103	104	2	2	44	16	147
9. Mudgee	11,901	81	380	114	174	206	4	5	76	38	266
Gulgong		59	322	148	168	154	17	12	96	52	174
10. Rylstone	2,133	11	83	17	31	52	...	3	11	6	66
	.....	524	3,022	931	1,513	1,509	67	72	589	342	2,091
VII.—South-eastern.											
1. Wollongong	5,699	27	215	43	95	120	2	1	24	19	172
2. Kiama	5,750	30	215	64	108	107	1	4	31	33	151
3. Berrima	4,529	25	190	52	99	91	4	1	35	17	138
4. Shoalhaven	4,724	19	195	36	91	104	4	3	22	14	159
5. Ulladulla	1,652	7	74	10	38	36	1	1	4	6	64
6. Broulee	3,729	15	113	32	57	56	3	3	24	8	181
7. Eden	1,212	12	51	14	30	21	1	1	9	5	37
8. Bega	2,651	18	161	27	79	82	1	1	14	13	134
	.....	153	1,214	278	597	617	17	15	163	115	1,036

* The Government Lunatic Asylum and Hospital is situated in this district.
† The Hospital for the Insane is situated in this district.
‡ The Government Benevolent Asylum is situated in this district.

B—*continued.*

Districts.	Population—Census, 1871.	Marriages.	Total.		Births.				Deaths.		Excess of Births over Deaths.
			Births.	Deaths.	Including Illegitimate Births.		Illegitimate Births.				
					M.	F.	M.	F.	M.	F.	
VIII.—South Midland.											
1. Braidwood	11,422	46	338	95	176	162	4	3	48	47	243
2. Cooma	4,383	45	227	53	113	114	1	9	36	17	174
3. Bombala	2,854	23	133	36	75	58	4	2	21	15	97
4. Goulburn	13,756	117	591	188	301	290	8	11	105	83	403
5. Albury	9,190	93	426	168	216	210	4	4	103	65	258
6. Gundagai	4,699	27	197	51	95	102	4	7	32	19	146
Adelong		27	99	26	52	47	4	7	14	12	73
7. Tumut	3,321	22	136	24	77	59	3	2	10	14	112
8. Yass	6,600	55	315	88	156	159	7	4	50	38	227
9. Queanbeyan	4,675	37	209	64	114	95	3	5	34	30	145
10. Burrowa	3,865	22	137	35	64	73	2	4	23	12	102
Grenfell		11	128	56	70	58	6	5	32	24	72
11. Young	5,924	56	281	74	147	134	7	4	41	33	207
	.....	581	3,217	958	1,656	1,561	57	67	549	409	2,250
IX.—South-western.											
1. Deniliquin	2,714	21	97	55	52	45	1	...	36	19	42
2. Moama	901	4	38	13	18	20	1	1	9	4	25
3. Moulamein	557	2	11	7	5	6	...	...	5	2	4
4. Balranald	591	8	22	9	11	11	...	...	5	4	13
5. Bourke	1,508	23	55	42	28	27	2	4	29	13	13
6. Hay	3,455	29	108	76	50	58	1	2	57	19	32
7. Wentworth	1,200	12	45	23	18	27	...	...	16	7	22
8. Menindie	1,210	9	39	27	20	19	...	...	21	6	12
9. Wagga Wagga	5,903	64	297	80	147	150	5	4	47	33	217
	.....	172	712	332	349	363	10	11	225	107	380
Grand Total for New South Wales	503,981	4,343	22178	8,652	11323	10855	462	473	5,022	3,630	13,706

The Deaths in the District of Liverpool show an excess of 99 over the Births, which will reduce the excess of Births over Deaths to 13,607.

C.

MARRIAGES—1874.

Denomination.	Sydney.				Suburban Districts.				Country Districts.				Total.			
	Marriages.	Marks.			Marriages.	Marks.			Marriages.	Marks.			Marriages.	Marks.		
		M.	F.	Total.		M.	F.	Total.		M.	F.	Total.		M.	F.	Total.
Church of England	364	8	16	24	107	8	5	13	1,101	141	171	312	1,572	157	192	349
Roman Catholic	218	22	56	78	57	4	9	13	562	105	108	213	837	131	173	304
Presbyterian	487	36	60	96	30	...	1	1	369	30	38	68	886	66	99	165
Wesleyan	48	1	3	4	51	...	3	3	419	36	45	81	518	37	51	88
Primitive Methodist	11	2	1	3	6	1	...	1	43	5	4	9	60	8	5	13
Congregationalist	62	8	9	17	43	2	2	4	75	6	7	13	180	16	18	34
Baptist	13	1	1	2	6	...	...	...	33	3	5	8	52	4	6	10
Unitarian	1	...	...	...	...	...	...	...	...	...	...	...	1	...	...	...
Hebrew	9	1	...	1	1	...	...	...	...	...	...	...	10	1	...	1
German Evangelical	5	...	...	...	...	...	...	...	9	...	1	1	14	...	1	1
Protestant Episcopal	...	...	...	...	...	...	...	...	5	2	...	2	5	2	...	2
Registrars' Offices	6	...	...	...	12	6	5	11	190	30	31	61	208	36	36	72
	1,224	79	146	225	313	21	25	46	2,806	358	410	768	4,343	458	581	1,039

D 1.

Summary of Deaths of Males registered in New South Wales from 1st January to 31st December, 1874.

CAUSES OF DEATH.	Under 1 year.	1 to 2.	2 to 3.	3 & 4.	4 to 5.	Total under 5 years.	5 to 10.	10 to 15.	15 to 20.	20 to 25.	25 to 30.	30 to 35.	35 to 40.	40 to 45.	45 to 50.	50 to 55.	55 to 60.	60 to 65.	65 to 70.	70 to 75.	75 and upwards	?	Total of all ages	Percentage on total Male Deaths of the Year.
I.—Zymotic Diseases.																								
1. Miasmatic Diseases—(Scarlatina, Diphtheria, Dysentery, Fevers, &c.)	252	141	45	40	38	516	82	20	16	16	17	10	17	30	12	14	14	22	14	19	20	4	843	16·79
2. Enthetic Diseases—(Syphilis, Gonorrhœa, &c.)	4	...	...	...	1	5	...	...	...	...	1	...	1	2	2	3	2	2	4	2	...	...	24	·48
3. Dietic Diseases—(Privation, Scurvy, Delirium Temens, &c.)	19	1	...	...	...	20	1	...	1	1	2	4	8	19	6	5	4	10	5	...	4	1	91	1·81
4. Parasitic Diseases—(Thrush, Worms, &c.)	13	1	2	2	1	19	1	...	...	...	1	1	...	...	...	...	...	...	...	...	...	...	22	·44
Total	288	143	47	42	40	560	84	20	17	17	21	15	26	51	20	22	20	34	23	21	24	5	980	
II.—Constitutional Diseases.																								
1. Diathetic Diseases—(Gout, Dropsy, Cancer, &c.)	1	...	1	...	...	2	2	2	4	3	2	10	5	18	10	18	20	33	15	20	18	1	183	3·64
2. Tubercular Diseases—(Scrofula, Phthisis, Hydrocephalus, &c.)	65	41	9	3	3	121	3	5	14	25	37	40	49	39	37	26	16	10	4	4	1	1	432	8·60
Total	66	41	10	3	3	123	5	7	18	28	39	50	54	57	47	44	36	43	19	24	19	2	615	
III.—Local Diseases.																								
1. Diseases of the Nervous System—(Apoplexy, Paralysis, Insanity, Cephalitis)	263	59	15	10	4	351	18	11	10	8	13	32	25	39	22	42	36	45	25	29	18	1	725	14·44
2. Diseases of the Organs of Circulation—(Pericarditis, Aneurism, Heart Disease)	7	...	1	2	...	10	9	5	7	6	11	27	22	32	28	28	32	43	30	31	20	1	342	6·81
3. Diseases of the Respiratory System—(Bronchitis, Pneumonia, Asthma, Pleurisy, &c.)	150	46	23	8	8	235	15	5	6	9	7	18	36	32	24	30	35	50	24	31	25	1	583	11·61
4. Diseases of the Digestive Organs—(Gastritis, Enteritis, Peritonitis, Hernia, &c.)	58	16	6	3	...	83	8	3	4	11	6	15	17	33	15	22	15	27	22	11	14	1	307	6·11
5. Diseases of the Urinary Organs—(Nephritis, Ischuria, Diabetes, &c.)	5	1	...	1	2	9	4	1	1	2	3	2	7	12	10	6	10	11	13	10	5	...	106	2·11
6. Diseases of the Joints—(Arthritis, Ostitis, Periostitis, &c.)	...	...	...	...	...	...	1	...	1	...	...	1	...	...	...	...	1	1	...	...	...	...	5	·10
7. Diseases of Integumentary System—(Phlegmon, Ulcer, Skin Disease, &c.)	1	...	1	...	...	2	...	...	...	1	...	...	...	...	...	...	...	...	1	...	...	1	5	·10
Total	484	122	46	24	14	690	55	25	29	37	40	95	107	148	99	128	129	177	115	112	82	5	2073	
IV.—Developmental Diseases.																								
1. Diseases of Children—(Cyanosis, Teething, &c.)	147	44	2	...	...	193	...	...	...	...	...	...	...	...	...	...	...	...	...	...	...	...	193	3·84
2. Diseases of Old People—(Old Age, &c.)	...	...	...	...	...	...	...	...	...	...	...	...	...	...	...	...	...	33	30	76	158	1	298	5·93
3. Diseases of Nutrition—(Atrophy, Debility)	245	28	6	...	1	280	...	1	...	...	...	...	1	3	1	1	...	...	...	...	...	...	287	5·71
Total	392	72	8	...	1	473	...	1	...	...	...	...	1	3	1	1	...	33	30	76	158	1	778	
V.—Violence.																								
1. Accident or Negligence—(Fractures, Contusions, Burns, Drowning, Suffocation, Wounds, &c.)	12	14	15	10	6	57	36	33	26	23	40	46	46	48	29	35	15	24	8	6	7	4	483	9·62
2. Homicide—(Murder and Manslaughter)	2	1	...	...	...	3	...	1	1	1	1	1	1	2	1	...	1	2	2	...	...	...	17	·34
3. Suicide—(Poison, Drowning, Hanging, &c.)	...	...	...	...	...	...	...	...	...	...	4	5	5	7	5	6	3	1	3	1	...	1	41	·82
4. Execution—(Hanging)	...	...	...	...	...	...	...	...	...	...	2	1	...	...	...	...	...	...	...	...	...	...	3	·06
Total	14	15	15	10	6	60	36	34	27	24	47	53	52	57	35	41	19	27	13	7	7	5	544	
Unspecified	1	...	1	...	...	2	1	1	...	...	2	1	1	2	4	6	1	2	2	2	...	5	32	·64
Totals from all Causes	1245	393	127	79	64	1908	181	88	91	106	149	214	241	318	206	242	205	316	202	242	290	23	5022	100·00

D 2.

SUMMARY of DEATHS of FEMALES registered in NEW SOUTH WALES from 1st January to 31st December, 1874.

CAUSES OF DEATH.	Under 1 year.	1 to 2.	2 to 3.	3 to 4.	4 to 5.	Total under 5 years.	5 to 10.	10 to 15.	15 to 20.	20 to 25.	25 to 30.	30 to 35.	35 to 40.	40 to 45.	45 to 50.	50 to 55.	55 to 60.	60 to 65.	65 to 70.	70 to 75.	75 and upwards	?	Total of all ages	Percentage on total Female Deaths of the Year.
I.—Zymotic Diseases.																								
1. Miasmatic Diseases—(Scarlatina, Diphtheria, Dysentery, Fevers, &c.)	269	156	54	60	36	575	84	27	26	28	32	20	35	15	7	7	7	9	7	8	8	...	895	24·66
2. Enthetic Diseases—(Syphilis, Gonorrhœa, &c.)	2	1	...	...	...	3	...	...	...	1	...	...	...	...	...	...	1	...	...	...	...	...	5	0·14
3. Dietic Diseases—(Privation, Scurvy, Delirium Tremens, &c.)	19	4	2	...	...	25	1	...	1	...	2	...	2	1	3	3	...	...	1	...	...	...	39	1·08
4. Parasitic Diseases—(Thrush, Worms, &c.)	13	3	...	...	1	17	...	...	...	...	...	...	...	...	...	...	...	...	...	...	...	...	17	0·47
Total	303	164	56	60	37	620	85	27	27	29	34	20	37	16	10	10	8	9	8	8	8	...	956	
II.—Constitutional Diseases.																								
1. Diathetic Diseases—(Gout, Dropsy, Cancer, &c.)	2	1	1	1	...	5	2	3	2	1	4	5	14	22	14	18	14	13	4	8	7	...	136	3·75
2. Tubercular Diseases—(Scrofula, Phthisis, Hydrocephalus, &c.)	60	28	8	2	2	100	2	4	14	22	35	40	30	32	19	9	8	4	2	1	1	1	324	8·92
Total	62	29	9	3	2	105	4	7	16	23	39	45	44	54	33	27	22	17	6	9	8	1	460	
III.—Local Diseases.																								
1. Diseases of the Nervous System—(Apoplexy, Paralysis, Insanity, Cephalitis)	239	66	17	11	7	340	17	8	13	13	9	11	8	14	8	23	16	20	12	11	16	1	540	14·88
2. Diseases of the Organs of Circulation—(Pericarditis, Aneurism, Heart Disease)	3	...	1	...	...	4	4	8	14	8	8	7	11	17	9	14	11	8	13	8	9	1	154	4·24
3. Diseases of the Respiratory System—(Bronchitis, Pneumonia, Asthma, Pleurisy, &c.)	141	41	25	14	5	226	13	9	9	4	12	7	10	12	8	13	11	18	12	18	15	1	398	10·96
4. Diseases of the Digestive Organs—(Gastritis, Enteritis, Peritonitis, Hernia, &c.)	53	17	3	...	2	75	5	2	7	12	10	18	12	15	13	13	19	18	12	4	3	1	239	6·60
5. Diseases of the Urinary Organs—(Nephritis, Ischuria, Diabetes, &c.)	...	...	...	2	...	2	...	2	1	1	5	1	4	3	4	5	2	5	2	...	2	...	39	1·08
6. Diseases of the Organs of Generation—(Ovarian Dropsy, Uterus Disease, &c.)	...	...	...	...	...	...	...	...	...	2	...	2	5	1	1	3	...	1	...	...	...	...	15	0·41
7. Diseases of the Joints—(Arthritis, Ostitis, Periostitis, &c.)	...	...	...	...	...	...	...	...	1	...	1	1	...	...	...	...	...	1	1	...	...	...	5	0·14
8. Diseases of Integumentary System—(Phlegmon, Ulcer, Skin Disease, &c.)	2	1	...	...	...	3	...	...	...	1	1	...	...	...	...	...	...	...	1	...	...	...	6	0·16
Total	438	125	46	27	14	650	39	29	45	41	46	47	50	62	43	71	59	71	53	41	45	4	1396	
IV.—Developmental Diseases.																								
1. Diseases of Children—(Cyanosis, Teething, &c.)	143	40	...	1	...	184	...	...	...	...	...	...	...	...	...	...	...	...	...	...	...	...	184	5·07
2. Diseases of Adults—(Paramenia, Childbirth, &c.)	...	...	...	...	...	...	...	...	4	7	21	26	14	12	3	...	...	...	...	...	...	...	87	2·40
3. Diseases of Old People—(Old Age, &c.)	...	...	...	...	...	...	...	...	...	...	...	...	...	...	...	...	...	18	22	34	72	...	146	4·02
4. Diseases of Nutrition—(Atrophy, Debility)	226	18	4	3	...	251	1	1	...	...	...	...	...	...	1	...	1	...	...	...	...	...	255	7·02
Total	369	58	4	4	...	435	1	1	4	7	21	26	14	12	4	...	1	18	22	34	72	...	672	
V.—Violence.																								
1. Accident or Negligence—(Fractures, Contusions, Burns, Drowning, Suffocation, Wounds, &c.)	8	13	9	9	8	47	12	6	9	2	4	2	3	7	2	3	3	1	3	4	1	...	109	3·00
2. Homicide—(Murder and Manslaughter)	3	...	...	...	...	3	...	1	...	...	...	...	2	...	...	...	...	...	...	1	...	...	7	0·18
3. Suicide—(Poison, Drowning, Hanging, &c.)	...	...	...	...	...	...	...	...	...	3	1	...	3	1	3	1	...	2	1	...	...	...	15	0·41
Total	11	13	9	9	8	50	12	7	9	5	5	2	8	8	5	4	3	3	4	5	1	...	131	
Unspecified	...	...	...	...	...	...	...	...	...	1	...	1	2	2	2	1	2	2	1	...	...	1	15	0·41
Totals from all Causes	1183	389	124	103	61	1860	141	71	101	106	145	141	155	154	97	113	95	120	94	97	134	6	3630	100·00

D 3.

SUMMARY of DEATHS of BOTH SEXES registered in New South Wales from 1st January to 31st December, 1874.

CAUSES OF DEATH.	Under 1 year.	1 to 2.	2 to 3.	3 to 4.	4 to 5.	Total under 5 years.	5 to 10.	10 to 15.	15 to 20.	20 to 25.	25 to 30.	30 to 35.	35 to 40.	40 to 45.	45 to 50.	50 to 55.	55 to 60.	60 to 65.	65 to 70.	70 to 75.	75 and upwards.		Total of all ages.	Percentage on total Deaths of the Year.
I.—Zymotic Diseases.																								
1. Miasmatic Diseases—(Scarlatina, Diphtheria, Dysentery, Fevers, &c.)	521	297	99	100	74	1091	166	47	42	44	49	30	52	45	19	21	21	31	21	27	28	4	1738	20·09
2. Enthetic Diseases—(Syphilis, Gonorrhœa, &c.)	6	1	...	...	1	8	...	...	...	1	1	...	1	2	2	3	3	2	4	2	...	...	29	0·34
3. Dietic Diseases—(Privation, Scurvy, Delirium Tremens, &c.)	38	5	2	...	...	45	2	...	2	1	4	4	10	20	9	8	4	10	6	...	4	1	130	1·50
4. Parasitic Diseases—(Thrush, Worms, &c.)	26	4	2	2	2	36	1	...	...	...	1	1	...	...	...	...	...	...	...	...	...	...	39	0·45
Total	591	307	103	102	77	1180	169	47	44	46	55	35	63	67	30	32	28	43	31	29	32	5	1936	
II.—Constitutional Diseases.																								
1. Diathetic Diseases—(Gout, Dropsy, Cancer, &c.)	3	1	2	1	...	7	4	5	6	4	6	15	19	40	24	36	34	46	19	28	25	1	319	3·69
2. Tubercular Diseases—(Scrofula, Phthisis, Hydrocephalus, &c.)	125	69	17	5	5	221	5	9	28	47	72	80	79	71	56	35	24	14	5	5	3	2	756	8·74
Total	128	70	19	6	5	228	9	14	34	51	78	95	98	111	80	71	58	60	24	33	28	3	1075	
III.—Local Diseases.																								
1. Diseases of the Nervous System—(Apoplexy, Paralysis, Insanity, Cephalitis)	502	125	32	21	11	691	35	19	23	21	22	43	33	53	30	65	52	65	37	40	34	2	1265	14·62
2. Diseases of the Organs of Circulation—(Pericarditis, Aneurism, Heart Disease)	10	...	2	2	...	14	13	13	21	14	19	34	33	49	37	42	43	51	43	39	29	2	496	5·73
3. Diseases of the Respiratory System—(Bronchitis, Pneumonia, Asthma, Pleurisy, &c.)	291	87	48	22	13	461	28	14	15	13	19	25	46	44	32	43	46	68	36	49	40	2	981	11·34
4. Diseases of the Digestive Organs—(Gastritis, Enteritis, Peritonitis, Hernia, &c.)	111	33	9	3	2	158	13	5	11	23	16	33	29	48	28	35	34	45	34	15	17	2	546	6·31
5. Diseases of the Urinary Organs—(Nephritis, Ischuria, Diabetes, &c.)	5	1	...	3	2	11	4	3	2	3	8	3	11	15	14	11	12	16	15	10	7	...	145	1·68
6. Diseases of the Organs of Generation—(Ovarian Dropsy, Uterus Disease, &c.)	...	...	...	...	...	...	...	...	...	2	...	2	5	1	1	3	...	1	...	...	...	...	15	0·17
7. Diseases of the Joints—(Arthritis, Ostitis, Periostitis, &c.)	...	...	...	...	...	...	1	...	2	...	1	2	...	...	...	...	1	2	1	...	...	...	10	0·11
8. Diseases of the Integumentary System—(Phlegmon, Ulcer, Skin Disease, &c.)	3	1	1	...	...	5	...	...	...	2	1	...	...	...	...	...	...	...	2	...	...	1	11	0·13
Total	922	247	92	51	28	1340	94	54	74	78	86	142	157	210	142	199	188	248	168	153	127	9	3469	
IV.—Developmental Diseases.																								
1. Diseases of Children—(Cyanosis, Teething, &c.)	290	84	2	1	...	377	...	...	...	...	...	...	...	...	...	...	...	...	...	...	...	...	377	4·36
2. Diseases of Adults—(Paramenia, Childbirth, &c.)	...	...	...	...	...	...	...	...	4	7	21	26	14	12	3	...	...	...	...	...	...	...	87	1·00
3. Diseases of Old People—(Old Age, &c.)	...	...	...	...	...	...	...	...	...	...	...	...	...	...	...	...	...	51	52	110	230	1	444	5·13
4. Diseases of Nutrition—(Atrophy, Debility)	471	46	10	3	1	531	1	2	...	...	...	...	1	3	2	1	1	...	...	...	...	...	542	6·27
Total	761	130	12	4	1	908	1	2	4	7	21	26	15	15	5	1	1	51	52	110	230	1	1450	
V.—Violence.																								
1. Accident or Negligence—(Fractures, Contusions, Burns, Drowning, Suffocation, Wounds, &c.)	20	27	24	19	14	104	48	39	35	25	44	48	49	55	31	38	18	25	11	10	8	4	592	6·84
2. Homicide—(Murder and Manslaughter)	5	1	...	...	...	6	...	2	1	1	1	1	3	2	1	...	1	2	2	1	...	...	24	0·28
3. Suicide—(Poison, Drowning, Hanging, &c.)	...	...	...	...	...	...	...	...	...	3	5	5	8	8	8	7	3	3	4	1	...	1	56	0·65
4. Execution—(Hanging)	...	...	...	...	...	...	...	...	...	...	2	1	...	...	...	...	...	...	...	...	...	...	3	0·03
Total	25	28	24	19	14	110	48	41	36	29	52	55	60	65	40	45	22	30	17	12	8	5	678	
Unspecified	1	...	1	...	...	2	1	1	...	1	2	2	3	4	6	7	3	4	3	2	...	6	47	0·54
Total from all Causes	2428	782	251	182	125	3768	322	159	192	212	294	355	396	472	303	355	300	436	295	339	425	29	8652	100·00

E 1.

SUMMARY of DEATHS of MALES registered in SYDNEY from 1st January to 31st December, 1874.

CAUSES OF DEATH.	Under 1 year.	1 to 2.	2 to 3.	3 to 4.	4 to 5.	Total under 5 years.	5 to 10.	10 to 15.	15 to 20.	20 to 25.	25 to 30.	30 to 35.	35 to 40.	40 to 45.	45 to 50.	50 to 55.	55 to 60.	60 to 65.	65 to 70.	70 to 75.	75 and upwards	?	Total of all ages	Percentage on total Male Deaths of the Year.
I.—Zymotic Diseases.																								
1. Miasmatic Diseases—(Scarlatina, Diphtheria, Dysentery, Fevers, &c.)	63	44	11	13	2	133	10	3	...	5	6	1	9	10	5	4	7	3	2	3	4	1	206	18·68
2. Enthetic Diseases—(Syphilis, Gonorrhœa, &c.)	2	...	...	...	...	2	...	...	...	...	...	...	1	...	2	...	...	...	1	...	...	...	6	0·54
3. Dietic Diseases—(Privation, Scurvy, Delirium Tremens, &c.)	12	...	...	...	...	12	...	...	...	1	1	3	1	4	...	1	2	...	...	...	...	...	25	2·27
4. Parasitic Diseases—(Thrush, Worms, &c.)	1	...	1	1	1	4	...	...	...	...	...	...	...	...	...	...	...	...	...	...	...	...	4	0·36
Total	78	44	12	14	3	151	10	3	...	6	7	4	11	14	7	5	9	3	3	3	4	1	241	
II.—Constitutional Diseases.																								
1. Diathetic Diseases—(Gout, Dropsy, Cancer, &c.)	...	...	...	...	...	...	...	...	...	2	1	2	1	5	3	4	4	4	1	1	3	...	31	2·81
2. Tubercular Diseases—(Scrofula, Phthisis, Hydrocephalus, &c.)	19	12	3	1	2	37	2	1	4	6	13	15	18	18	9	10	2	2	1	1	1	...	140	12·69
Total	19	12	3	1	2	37	2	1	4	8	14	17	19	23	12	14	6	6	2	2	4	...	171	
III.—Local Diseases.																								
1. Diseases of the Nervous System—(Apoplexy, Paralysis, Insanity, Cephalitis)	51	16	5	5	2	79	5	5	4	2	3	9	5	7	8	15	9	7	5	2	2	...	167	15·14
2. Diseases of the Organs of Circulation—(Pericarditis, Aneurism, Heart Disease)	...	...	...	...	...	...	2	2	3	1	2	11	4	6	7	2	3	3	6	5	3	1	61	5·53
3. Diseases of the Respiratory System—(Bronchitis, Pneumonia, Asthma, Pleurisy, &c.)	32	16	6	4	2	60	5	1	...	2	4	4	8	11	5	6	10	8	7	7	6	...	144	13·06
4. Diseases of the Digestive Organs—(Gastritis, Enteritis, Peritonitis, Hernia, &c.)	13	3	...	...	...	16	2	2	...	3	1	3	2	5	2	4	...	6	7	2	3	...	58	5·26
5. Diseases of the Urinary Organs—(Nephritis, Ischuria, Diabetes, &c.)	3	1	...	...	1	5	2	...	1	1	2	1	4	5	4	4	4	3	3	3	1	...	43	3·90
6. Diseases of the Integumentary System—(Phlegmon, Ulcer, Skin Disease, &c.)	1	...	...	...	...	1	...	...	...	...	...	...	...	...	...	...	...	...	...	...	...	...	1	0·09
Total	100	36	11	9	5	161	16	10	8	9	12	28	23	34	26	31	26	27	28	19	15	1	474	
IV.—Developmental Diseases.																								
1. Diseases of Children—(Cyanosis, Teething, &c.)	32	12	2	...	...	46	...	...	...	...	...	...	...	...	...	...	...	...	...	...	...	...	46	4·17
2. Diseases of Old People—(Old Age, &c.)	...	...	...	...	...	...	...	...	...	...	...	...	...	...	...	...	...	1	4	5	10	...	20	1·81
3. Diseases of Nutrition—(Atrophy, Debility)	64	7	1	...	...	72	...	1	...	...	...	...	...	1	...	...	...	...	...	...	...	...	74	6·71
Total	96	19	3	...	...	118	...	1	...	...	...	...	...	1	...	...	...	1	4	5	10	...	140	
V.—Violence.																								
1. Accidents or Negligence—(Fractures, Contusions, Burns, Drowning, Suffocation, Wounds, &c.)	1	...	...	1	...	2	4	3	5	1	8	2	5	6	5	4	5	2	1	...	1	...	54	4·90
2. Homicide—(Murder and Manslaughter)	1	1	...	...	...	2	...	1	...	...	1	...	...	1	...	...	...	1	...	...	...	...	6	0·54
3. Suicide—(Poison, Drowning, Hanging, &c.)	...	...	...	...	...	...	...	...	...	...	1	...	1	1	2	1	...	1	1	...	...	...	8	0·72
Total	2	1	...	1	...	4	4	4	5	1	10	2	6	8	7	5	5	4	2	...	1	...	68	
Unspecified	...	...	1	...	...	1	1	1	...	...	1	...	...	2	1	2	...	...	...	...	...	...	9	0·82
Totals from all Causes	295	112	30	25	10	472	33	20	17	24	44	51	59	82	53	57	46	41	39	29	34	2	1103	100·00

E 2.

SUMMARY of DEATHS of FEMALES registered in SYDNEY from 1st January to 31st December, 1874.

CAUSES OF DEATH.	Under 1 year.	1 to 2.	2 to 3.	3 to 4.	4 to 5.	Total under 5 years.	5 to 10.	10 to 15.	15 to 20.	20 to 25.	25 to 30.	30 to 35.	35 to 40.	40 to 45.	45 to 50.	50 to 55.	55 to 60.	60 to 65.	65 to 70.	70 to 75.	75 and upwards	?	Total of all ages	Percentage on total Female Deaths of the Year.
I.—Zymotic Diseases.																								
1. Miasmatic Diseases—(Scarlatina, Diphtheria, Dysentery, Fevers, &c.)	66	45	13	10	7	141	18	8	4	9	10	5	14	5	4	3	3	3	4	2	1	...	234	24·02
2. Enthetic Diseases—(Syphilis, Gonorrhœa, &c.)	1	1	...	...	...	2	...	...	...	1	...	...	...	...	...	...	...	...	...	...	...	...	3	0·31
3. Dietic Diseases—(Privation, Scurvy, Delirium Tremens, &c.)	10	3	...	...	...	13	...	...	...	...	1	...	1	...	1	...	...	...	1	...	...	...	17	1·75
4. Parasitic Diseases—(Thrush, Worms, &c.)	2	1	...	...	...	3	...	...	...	...	...	...	...	...	...	...	...	...	...	...	...	...	3	0·31
Total	79	50	13	10	7	159	18	8	4	10	11	5	15	5	5	3	3	3	5	2	1	...	257	
II.—Constitutional Diseases.																								
1. Diathetic Diseases—(Gout, Dropsy, Cancer, &c.)	...	1	1	...	...	2	1	1	...	...	...	1	5	7	2	4	3	4	1	2	1	...	34	3·49
2. Tubercular Diseases—(Scrofula, Phthisis, Hydrocephalus, &c.)	19	11	2	1	...	33	...	3	4	4	11	11	11	10	8	2	2	3	...	...	...	...	102	10·47
Total	19	12	3	1	...	35	1	4	4	4	11	12	16	17	10	6	5	7	1	2	1	...	136	
III.—Local Diseases.																								
1. Diseases of the Nervous System—(Apoplexy, Paralysis, Insanity, Cephalitis)	48	25	2	6	3	84	10	4	2	2	...	5	5	3	3	9	6	7	5	4	6	...	155	15·91
2. Diseases of the Organs of Circulation—(Pericarditis, Aneurism, Heart Disease)	...	...	...	...	...	...	...	5	3	2	4	2	3	5	5	1	4	2	2	...	5	...	43	4·42
3. Diseases of the Respiratory System—(Bronchitis, Pneumonia, Asthma, Pleurisy, &c.)	33	6	4	2	...	45	3	2	2	...	4	...	2	3	3	1	2	7	2	8	5	...	89	9·14
4. Diseases of the Digestive Organs—(Gastritis, Enteritis, Peritonitis, Hernia, &c.)	15	1	1	...	...	17	...	1	2	7	1	10	8	11	3	5	5	3	3	1	2	...	79	8·11
5. Diseases of the Urinary Organs—(Nephritis, Ischuria, Diabetes, &c.)	...	...	...	1	...	1	...	1	1	1	5	1	3	2	3	3	2	2	2	...	1	...	28	2·87
6. Diseases of the Organs of Generation—(Ovarian Dropsy, Uterus Disease, &c.)	...	...	...	...	...	...	...	...	...	2	...	1	...	...	1	1	...	...	...	...	...	...	5	0·51
7. Diseases of the Joints—(Arthritis, Ostitis, Periostitis, &c.)	...	...	...	...	...	...	...	...	...	...	1	...	...	...	...	...	...	...	...	...	...	...	1	0·10
8. Diseases of the Integumentary System—(Phlegmon, Ulcer, Skin Disease, &c.)	1	...	...	...	...	1	...	...	...	...	1	...	...	...	...	...	...	...	1	...	...	...	3	0·31
Total	97	32	7	9	3	148	13	13	10	14	16	19	21	24	18	20	19	21	15	13	19	...	403	
IV.—Developmental Diseases.																								
1. Diseases of Children—(Cyanosis, Teething, &c.)	32	9	...	...	...	41	...	...	...	...	...	...	...	...	...	...	...	...	...	...	...	...	41	4·21
2. Diseases of Adults—(Paramenia, Childbirth, &c.)	...	...	...	...	...	...	...	...	...	...	1	1	...	1	1	...	...	...	...	...	...	...	4	0·41
3. Diseases of Old People—(Old Age, &c.)	...	...	...	...	...	...	...	...	...	...	...	...	...	...	...	...	...	...	...	...	...	...	31	3·18
4. Diseases of Nutrition—(Atrophy, Debility)	61	4	1	1	...	67	...	1	...	...	...	...	...	...	...	...	...	1	3	8	19	...	68	6·98
Total	93	13	1	1	...	108	...	1	...	...	1	1	...	1	1	...	...	1	3	8	19	...	144	
V.—Violence.																								
1. Accident or Negligence—(Fractures, Contusions, Burns, Drowning, Suffocation, Wounds, &c.)	2	1	1	...	...	4	1	...	3	...	2	1	1	3	...	1	...	1	2	...	1	...	20	2·05
2. Homicide—(Murder and Manslaughter)	3	...	...	...	...	3	...	1	...	...	...	...	1	...	...	...	...	...	...	1	...	...	6	0·62
3. Suicide—(Poison, Drowning, Hanging, &c.)	...	...	...	...	...	...	...	...	...	...	...	...	1	...	1	...	...	...	...	...	...	...	2	0·21
Total	5	1	1	...	...	7	1	1	3	...	2	1	3	3	1	1	...	1	2	1	1	...	28	
Unspecified	...	...	...	...	...	...	...	...	...	1	...	...	1	1	...	1	...	2	...	...	...	...	6	0·62
Totals from all Causes	293	108	25	21	10	457	33	27	21	29	41	38	56	51	35	31	27	35	26	26	41	...	974	100·00

E 3.

SUMMARY of DEATHS of BOTH SEXES registered in Sydney from 1st January to 31st December, 1874.

CAUSES OF DEATH.	Under 1 year.	1 to 2.	2 to 3.	3 to 4.	4 to 5.	Total under 5 years.	5 to 10.	10 to 15.	15 to 20.	20 to 25.	25 to 30.	30 to 35.	35 to 40.	40 to 45.	45 to 50.	50 to 55.	55 to 60.	60 to 65.	65 to 70.	70 to 75.	75 and upwards.	?.	Total of all ages.	Per centage on total Deaths in Sydney.
I.—Zymotic Diseases.																							
1. Miasmatic Diseases—(Scarlatina, Diphtheria, Dysentery, Fevers, &c.)	129	89	24	23	9	274	28	11	4	14	16	6	23	15	9	7	10	6	6	5	5	1	440	21·18
2. Enthetic Diseases—(Syphilis, Gonorrhœa, &c.)	3	1	...	...	...	4	...	...	...	1	...	...	1	...	2	...	...	...	1	...	...	...	9	0·43
3. Dietic Diseases—(Privation, Scurvy, Delirium Tremens, &c.)	22	3	...	...	...	25	...	...	...	1	2	3	2	4	1	1	2	...	1	...	...	...	42	2·02
4. Parasitic Diseases—(Thrush, Worms, &c.)	3	1	1	1	1	7	...	...	...	...	...	...	...	...	...	...	...	...	...	...	...	...	7	0·34
Total	157	94	25	24	10	310	28	11	4	16	18	9	26	19	12	8	12	6	8	5	5	1	498	
II.—Constitutional Diseases.																							
1. Diathetic Diseases—(Gout, Dropsy, Cancer, &c.)	...	1	1	...	...	2	1	1	...	2	1	3	6	12	5	8	7	8	2	3	4	...	65	3·13
2. Tubercular Diseases—(Scrofula, Phthisis, Hydrocephalus, &c.)	38	23	5	2	2	70	2	4	8	10	24	26	29	28	17	12	4	5	1	1	1	...	242	11·65
Total	38	24	6	2	2	72	3	5	8	12	25	29	35	40	22	20	11	13	3	4	5	...	307	
III.—Local Diseases.																							
1. Diseases of the Nervous System—(Apoplexy, Paralysis, Insanity, Cephalitis)	99	41	7	11	5	163	15	9	6	4	3	14	10	10	11	24	15	14	10	6	8	...	322	15·50
2. Diseases of the Organs of Circulation—(Pericarditis, Aneurism, Heart Disease)	...	...	...	...	...	...	2	7	6	3	6	13	7	11	12	3	7	5	8	5	8	1	104	5·01
3. Diseases of the Respiratory System—(Bronchitis, Pneumonia, Asthma, Pleurisy, &c.)	65	22	10	6	2	105	8	3	2	2	8	4	10	14	8	7	12	15	9	15	11	...	233	11·22
4. Diseases of the Digestive Organs—(Gastritis, Enteritis, Peritonitis, Hernia, &c.)	28	4	1	...	...	33	2	3	2	10	2	13	10	16	5	9	5	9	10	3	5	...	137	6·60
5. Diseases of the Urinary Organs—(Nephritis, Ischuria, Diabetes, &c.)	3	1	...	1	1	6	2	1	2	2	7	2	7	7	7	7	6	5	5	3	2	...	71	3·42
6. Diseases of the Organs of Generation—(Ovarian Dropsy, Uterus Disease, &c.)	...	...	...	...	...	...	...	...	...	2	...	1	...	...	1	1	...	...	...	...	...	...	5	0·24
7. Diseases of the Joints—(Arthritis, Ostitis, Periostitis, &c.)	...	...	...	...	...	...	...	...	...	...	1	...	...	...	...	...	...	...	...	...	...	...	1	0·05
8. Diseases of the Integumentary System—(Phlegmon, Ulcer, Skin Disease, &c.)	2	...	...	...	...	2	...	...	...	...	1	...	...	...	...	...	...	...	1	...	...	...	4	0·19
Total	197	68	18	18	8	309	29	23	18	23	28	47	44	58	44	51	45	48	43	32	34	1	877	
IV.—Developmental Diseases.																							
1. Diseases of Children—(Cyanosis, Teething, &c.)	64	21	2	...	...	87	...	...	...	...	...	...	...	...	...	...	...	...	...	...	...	...	87	4·19
2. Diseases of Adults—(Paramenia, Childbirth, &c.)	...	...	...	...	...	...	...	...	...	...	1	1	...	1	1	...	...	...	...	...	...	...	4	0·19
3. Diseases of Old People—(Old Age, &c.)	...	...	...	...	...	...	...	...	...	...	...	...	...	...	...	...	...	2	7	13	29	...	51	2·46
4. Diseases of Nutrition—(Atrophy, Debility)	125	11	2	1	...	139	...	2	...	...	...	...	...	1	...	...	...	...	...	...	...	...	142	6·84
Total	189	32	4	1	...	226	...	2	...	...	1	1	...	2	1	...	...	2	7	13	29	...	284	
V.—Violence.																							
1. Accident or Negligence—(Fractures, Contusions, Burns, Drowning, Suffocation, Wounds, &c.)	3	1	1	1	...	6	5	3	8	1	10	3	6	9	5	5	5	3	3	...	2	...	74	3·56
2. Homicide—(Murder and Manslaughter)	4	1	...	...	...	5	...	2	...	...	1	...	1	1	...	...	...	1	...	1	...	...	12	0·58
3. Suicide—(Poison, Drowning, Hanging, &c.)	...	...	...	...	...	...	...	...	...	...	1	...	2	1	3	1	...	1	1	...	...	...	10	0·48
Total	7	2	1	1	...	11	5	5	8	1	12	3	9	11	8	6	5	5	4	1	2	...	96	
Unspecified	...	...	1	...	...	1	1	1	...	1	1	...	1	3	1	3	...	2	...	...	...	...	15	0·72
Totals from all Causes	588	220	55	46	20	929	66	47	38	53	85	89	115	133	88	88	73	76	65	55	75	2	2077	100·60

F 1.

SUMMARY of DEATHS of MALES registered in the SUBURBAN DISTRICTS from 1st January to 31st December, 1874.

CAUSES OF DEATH.	Under 1 year.	1 to 2.	2 to 3.	3 to 4.	4 to 5.	Total under 5 years	5 to 10.	10 to 15.	15 to 20.	20 to 25.	25 to 30.	30 to 35.	35 to 40.	40 to 45.	45 to 50.	50 to 55.	55 to 60.	60 to 65.	65 to 70.	70 to 75.	75 and upwards.	?	Total of all ages.	Percentage on total Male Deaths—Suburban Districts.
I.—Zymotic Diseases.																								
1. Miasmatic Diseases—(Scarlatina, Diphtheria, Dysentery, Fevers, &c.)	50	29	6	4	7	96	13	2	2	1	1	...	...	2	2	...	...	4	3	1	...	...	127	20·32
2. Enthetic Diseases—(Syphilis, Gonorrhœa, &c.)	1	...	...	...	...	1	...	...	...	...	...	...	...	...	...	...	...	...	...	...	...	...	1	0·16
3. Dietic Diseases—(Privation, Scurvy, Delirium Tremens, &c.)	6	1	...	...	...	7	...	...	...	...	...	...	...	...	...	...	...	2	...	...	...	...	9	1·44
4. Parasitic Diseases—(Thrush, Worms, &c.)	1	1	...	1	...	3	...	...	...	...	...	1	...	...	...	...	...	...	...	...	...	...	4	0·64
Total	58	31	6	5	7	107	13	2	2	1	1	1	...	2	2	...	...	6	3	1	...	...	141	
II.—Constitutional Diseases.																								
1. Diathetic Diseases—(Gout, Dropsy, Cancer, &c.)	...	...	...	...	...	...	1	...	...	...	...	...	...	1	...	2	4	6	1	...	1	1	17	2·72
2. Tubercular Diseases—(Scrofula, Phthisis, Hydrocephalus, &c.)	13	12	4	...	1	30	...	1	5	6	5	6	9	8	4	4	2	2	...	1	...	...	83	13·28
Total	13	12	4	...	1	30	1	1	5	6	5	6	9	9	4	6	6	8	1	1	1	1	100	
III.—Local Diseases.																								
1. Diseases of the Nervous System—(Apoplexy, Paralysis, Insanity, Cephalitis)	32	13	5	2	2	54	2	1	1	1	2	2	3	4	3	4	2	...	1	1	2	...	83	13·28
2. Diseases of the Organs of Circulation—(Pericarditis, Aneurism, Heart Disease)	3	...	...	...	...	3	3	1	...	1	...	3	...	1	5	1	4	3	3	4	1	...	33	5·28
3. Diseases of the Respiratory System—(Bronchitis, Pneumonia, Asthma, Pleurisy, &c.)	24	11	4	1	2	42	5	...	1	1	...	3	3	2	3	2	2	6	1	8	7	...	86	13·76
4. Diseases of the Digestive Organs—(Gastritis, Enteritis, Peritonitis, Hernia, &c.)	8	2	1	...	...	11	1	...	...	1	1	1	...	2	...	1	2	2	...	...	2	...	24	3·84
5. Diseases of the Urinary Organs—(Nephritis, Ischuria, Diabetes, &c.)	1	...	...	...	...	1	...	...	...	...	1	...	...	2	1	...	...	1	1	...	...	...	7	1·12
6. Diseases of the Joints—(Arthritis, Ostitis, Periostitis, &c.)	...	...	...	...	...	...	...	...	...	...	...	...	...	...	...	...	...	...	...	...	...	...	...	
7. Diseases of the Integumentary System—(Phlegmon, Ulcer, Skin Disease, &c.)	...	...	...	...	...	...	...	...	...	...	...	...	...	...	...	...	...	...	...	...	...	...	...	
Total	68	26	10	3	4	111	11	2	2	4	4	9	6	11	12	8	10	12	6	13	12	...	233	
IV.—Developmental Diseases.																								
1. Diseases of Children—(Cyanosis, Teething, &c.)	25	8	...	...	...	33	...	...	...	...	...	...	...	...	...	...	...	...	...	...	...	...	33	5·28
2. Diseases of Old People—(Old Age, &c.)	...	...	...	...	...	...	...	...	...	...	...	...	...	...	...	...	...	2	4	5	14	...	25	4·00
3. Diseases of Nutrition—(Atrophy, Debility)	49	8	2	...	1	60	...	...	...	...	...	...	...	...	1	1	...	...	...	...	...	...	62	9·92
Total	74	16	2	...	1	93	...	...	...	...	...	...	...	...	1	1	...	2	4	5	14	...	120	
V.—Violence.																								
1. Accident or Negligence—(Fractures, Contusions, Burns, Drowning, Suffocation, Wounds, &c.)	1	1	3	...	...	5	2	3	...	...	1	4	2	...	1	2	1	2	...	...	2	...	25	4·00
2. Homicide—(Murder and Manslaughter)	...	...	...	...	...	...	...	...	1	...	...	...	...	...	...	...	...	...	...	...	...	...	1	0·16
3. Suicide—(Poison, Drowning, Hanging, &c.)	...	...	...	...	...	...	...	...	...	...	...	1	...	1	...	...	...	...	...	...	...	...	2	0·32
4. Execution—(Hanging)	...	...	...	...	...	...	...	...	...	...	...	...	...	...	...	...	...	...	...	...	...	...	...	
Total	1	1	3	...	...	5	2	3	1	...	1	5	2	1	1	2	1	2	...	...	2	...	28	
Unspecified	1	...	...	...	...	1	...	...	...	...	...	...	...	...	...	1	...	...	...	...	...	1	3	0·48
Totals from all Causes	215	86	25	8	13	347	27	8	10	11	11	21	17	23	20	18	17	30	14	20	29	2	625	100·00

F 2.

SUMMARY of DEATHS of FEMALES registered in the SUBURBAN DISTRICTS from 1st January to 31st December, 1874.

CAUSES OF DEATH.	Under 1 year.	1 to 2.	2 to 3.	3 to 4.	4 to 5.	Total under 5 years.	5 to 10.	10 to 15.	15 to 20.	20 to 25.	25 to 30.	30 to 35.	35 to 40.	40 to 45.	45 to 50.	50 to 55.	55 to 60.	60 to 65.	65 to 70.	70 to 75.	75 and upwards.	?	Total of all ages	Percentage on total Female Deaths—Suburban Districts.
I.—Zymotic Diseases.																								
1. Miasmatic Diseases—(Scarlatina, Diphtheria, Dysentery, Fevers, &c.)	47	32	9	12	5	105	12	...	4	3	8	3	3	1	...	1	2	...	1	...	4	...	147	25·61
2. Dietic Diseases—(Privation, Scurvy, Delirium Tremens, &c.)	9	1	...	...	...	10	1	...	...	...	...	...	...	...	1	...	...	...	...	...	...	...	12	2·09
3. Parasitic Diseases—(Thrush, Worms, &c.)	2	...	...	...	1	3	...	...	...	...	...	...	...	...	...	...	...	...	...	...	...	...	3	0·52
Total	58	33	9	12	6	118	13	...	4	3	8	3	3	1	1	1	2	...	1	...	4	...	162	
II.—Constitutional Diseases.																								
1. Diathetic Diseases,—(Gout, Dropsy, Cancer, &c.)	1	...	...	...	...	1	...	...	...	...	2	...	1	3	1	3	1	...	1	1	2	...	16	2·79
2. Tubercular Diseases—(Scrofula, Phthisis, Hydrocephalus, &c.)	7	5	3	...	1	16	...	...	3	4	3	10	2	8	4	1	2	...	1	1	...	1	56	9·76
Total	8	5	3	...	1	17	...	...	3	4	5	10	3	11	5	4	3	...	2	2	2	1	72	
III.—Local Diseases.																								
1. Diseases of the Nervous System—(Apoplexy, Paralysis, Insanity, Cephalitis)	28	12	2	1	2	45	1	1	2	1	5	...	...	1	2	4	4	...	2	2	2	...	72	12·54
2. Diseases of the Organs of Circulation—(Pericarditis, Aneurism, Heart Disease)	1	...	...	...	...	1	...	1	3	2	...	1	3	2	...	1	...	2	4	3	1	...	24	4·18
3. Diseases of the Respiratory System—(Bronchitis, Pneumonia, Asthma, Pleurisy, &c.)	30	15	10	5	...	60	4	1	1	1	3	2	...	2	2	1	3	4	1	3	4	...	92	16·03
4. Diseases of the Digestive Organs—(Gastritis, Enteritis, Peritonitis, Hernia, &c.)	5	1	...	...	...	6	...	...	1	...	3	2	1	1	1	1	6	2	2	1	...	...	27	4·71
5. Diseases of the Urinary Organs—(Nephritis, Ischuria, Diabetes, &c.)	...	...	...	1	...	1	...	...	...	...	...	...	...	...	1	1	...	2	...	...	...	...	5	0·87
6. Diseases of the Organs of Generation—(Ovarian, Dropsy, Uterus Disease, &c.)	...	...	...	...	...	...	...	...	...	...	...	1	...	...	...	...	...	1	...	...	...	...	2	0·35
7. Diseases of the Joints—(Arthritis, Ostitis, Periostitis, &c.)	...	...	...	...	...	...	...	...	...	...	...	...	...	...	...	...	...	...	1	...	...	...	1	0·17
8. Diseases of the Integumentary System—(Phlegmon, Ulcer, Skin Disease, &c.)	1	...	...	...	...	1	...	...	...	...	...	...	...	...	...	...	...	...	...	...	...	...	1	0·17
Total	65	28	12	7	2	114	5	3	7	4	11	5	5	6	6	8	13	11	10	9	7	...	224	
IV.—Developmental Diseases.																								
1. Diseases of Children—(Cyanosis, Teething, &c.)	28	9	...	...	...	37	...	...	...	...	...	...	...	...	...	...	...	...	...	...	...	...	37	6·45
2. Diseases of Adults—(Paramenia, Childbirth, &c.)	...	...	...	...	...	...	...	...	...	2	5	1	...	1	...	...	...	...	...	...	...	...	9	1·57
3. Diseases of Old People—(Old Age, &c.)	...	...	...	...	...	...	...	...	...	...	...	...	...	...	...	...	...	1	5	8	10	...	24	4·18
4. Diseases of Nutrition—(Atrophy, Debility)	27	3	1	1	...	32	1	...	...	...	...	...	...	...	...	...	1	...	...	...	...	...	34	5·92
Total	55	12	1	1	...	69	1	...	...	2	5	1	...	1	..	...	1	1	5	8	10	...	104	
V.—Violence.																								
1. Accident or Negligence—(Fractures, Contusions, Burns, Drowning, Suffocation, Wounds, &c.)	2	2	1	...	2	7	...	...	...	1	...	...	...	...	...	1	1	...	...	...	...	...	10	1·74
2. Suicide—(Poison, Drowning, Hanging, &c.)	...	...	...	...	...	...	...	...	...	...	...	...	...	...	1	1	...	...	...	...	...	...	2	0·35
Total	2	2	1	...	2	7	...	...	...	1	...	...	...	...	1	2	1	...	...	...	...	...	12	
Totals from all Causes	188	80	26	20	11	325	19	3	14	14	29	19	11	19	13	15	20	12	18	19	23	1	574	100·00

F 3.

SUMMARY of DEATHS of BOTH SEXES registered in the SUBURBAN DISTRICTS from 1st January to 31st December, 1874.

CAUSES OF DEATH.	Under 1 year.	1 to 2.	2 to 3.	3 to 4.	4 to 5.	Total under 5 years.	5 to 10.	10 to 15.	15 to 20.	20 to 25.	25 to 30.	30 to 35.	35 to 40.	40 to 45.	45 to 50.	50 to 55.	55 to 60.	60 to 65.	65 to 70.	70 to 75.	75 and upwards	...	Total of all Ages	Percentage on total Deaths —Suburban Districts.
I.—Zymotic Diseases.																								
1. Miasmatic Diseases—(Scarlatina, Diphtheria, Dysentery, Fevers, &c.)	97	61	15	16	12	201	25	2	6	4	9	3	3	3	2	1	2	4	4	1	4	...	274	22·84
2. Enthetic Diseases—(Syphilis, Gonorrhœa, &c.)	1	...	...	...	...	1	...	...	...	...	..	...	...	...	...	...	...	...	...	...	...	...	1	·08
3. Dietic Diseases—(Privation, Scurvy, Delirium Tremens, &c.)	15	2	...	...	...	17	1	...	...	...	...	...	...	...	1	...	...	2	...	...	...	...	21	1·75
4. Parasitic Diseases—(Thrush, Worms, &c.)	3	1	...	1	1	6	...	...	...	...	...	1	...	...	...	...	...	...	...	...	...	...	7	·58
Total	116	64	15	17	13	225	26	2	6	4	9	4	3	3	3	1	2	6	4	1	4	...	303	
II.—Constitutional Diseases.																								
1. Diathetic Diseases—(Gout, Dropsy, Cancer, &c.)	1	...	...	...	...	1	1	...	...	...	2	...	1	4	1	5	5	6	2	1	3	1	33	2·75
2. Tubercular Diseases—(Scrofula, Phthisis, Hydrocephalus, &c.)	20	17	7	...	2	46	...	1	8	10	8	16	11	16	8	5	4	2	...	2	1	1	139	11·59
Total	21	17	7	...	2	47	1	1	8	10	10	16	12	20	9	10	9	8	2	3	4	2	172	
III.—Local Diseases.																								
1. Diseases of the Nervous System—(Apoplexy, Paralysis, Insanity, Cephalitis)	60	25	7	3	4	99	3	2	3	2	7	2	3	5	5	8	6	...	3	3	4	...	155	12·92
2. Diseases of the Organs of Circulation—(Pericarditis, Aneurism, Heart Disease)	4	...	...	...	...	4	3	2	3	3	...	4	3	3	5	2	4	5	7	7	2	...	57	4·75
3. Diseases of the Respiratory System—(Bronchitis, Pneumonia, Asthma, Pleurisy, &c.)	54	26	14	6	2	102	9	1	2	2	3	5	3	4	5	3	5	10	2	11	11	...	178	14·84
4. Diseases of the Digestive Organs—(Gastritis, Enteritis, Peritonitis, Hernia, &c.)	13	3	1	...	...	17	1	...	1	1	4	3	1	3	1	2	8	4	2	1	2	...	51	4·25
5. Diseases of the Urinary Organs—(Nephritis, Ischuria, Diabetes, &c.)	1	...	...	1	...	2	...	...	...	...	1	...	...	2	2	1	...	3	1	...	...	...	12	1·00
6. Diseases of the Organs of Generation—(Ovarian Dropsy, Uterus Disease, &c.)	...	...	...	...	...	...	...	...	...	...	...	...	1	...	...	...	...	1	...	...	...	...	2	·16
7. Diseases of the Joints—(Arthritis, Ostitis, Periostitis, &c.)	...	...	...	...	...	...	...	...	...	...	...	...	...	...	...	...	...	...	1	...	...	...	1	·08
8. Diseases of the Integumentary System—(Phlegmon, Ulcer, Skin Disease, &c.)	1	...	...	...	...	1	...	...	...	...	...	...	...	...	...	...	...	...	...	...	...	...	1	·08
Total	133	54	22	10	6	225	16	5	9	8	15	14	11	17	18	16	23	23	16	22	19	...	457	
IV.—Developmental Diseases.																								
1. Diseases of Children—(Cyanosis, Teething, &c.)	53	17	...	...	...	70	...	...	...	...	...	...	...	...	...	...	...	...	...	...	...	...	70	5·83
2. Diseases of Adults—(Paramenia, Childbirth, &c.)	...	...	...	...	...	...	...	...	...	2	5	1	...	1	...	...	...	...	...	...	...	...	9	·75
3. Diseases of Old People—(Old Age, &c.)	...	...	...	...	...	...	...	...	...	...	...	...	...	...	...	...	...	3	9	13	24	...	49	4·08
4. Diseases of Nutrition—(Atrophy, Debility)	76	11	3	1	1	92	1	...	...	...	...	...	...	...	1	1	1	...	...	...	...	...	96	8·10
Total	129	28	3	1	1	162	1	...	...	2	5	1	...	1	1	1	1	3	9	13	24	...	224	
V.—Violence.																								
1. Accident or Negligence—(Fractures, Contusions, Burns, Drowning, Suffocation, Wounds, &c.)	3	3	4	...	2	12	2	3	...	1	1	4	2	...	1	3	2	2	...	...	2	...	35	2·91
2. Homicide—(Murder and Manslaughter)	...	...	...	...	...	...	...	...	1	...	...	...	...	...	...	...	...	...	...	...	...	...	1	·08
3. Suicide—(Poison, Drowning, Hanging, &c.)	...	...	...	...	...	...	...	...	...	...	...	1	...	1	1	1	...	...	...	...	...	...	4	·33
Total	3	3	4	..	2	12	2	3	1	1	1	5	2	1	2	4	2	2	...	...	2	...	40	
Unspecified	1	...	...	...	...	1	...	...	...	...	...	...	...	...	...	1	...	...	...	...	...	1	3	·25
Totals from all Causes	403	166	51	28	24	672	46	11	24	25	40	40	28	42	33	33	37	42	31	39	53	3	1199	100·00

G 1.

SUMMARY of DEATHS of MALES registered in the COUNTRY DISTRICTS from 1st January to 31st December, 1874.

CAUSES OF DEATH.	Under 1 year.	1 to 2.	2 to 3.	3 to 4.	4 to 5.	Total under 5 years.	5 to 10.	10 to 15.	15 to 20.	20 to 25.	25 to 30.	30 to 35.	35 to 40.	40 to 45.	45 to 50.	50 to 55.	55 to 60.	60 to 65.	65 to 70.	70 to 75.	75 and upwards.	?	Total of all ages.	Percentage on total Male Deaths—Country Districts.
I.—Zymotic Diseases.																								
1. Miasmatic Diseases—(Scarlatina, Diphtheria, Dysentery, Fevers,&c.)	139	68	28	23	29	287	59	15	14	10	10	9	8	18	5	10	7	15	9	15	16	3	510	15·48
2. Enthetic Diseases—(Syphilis, Gonorrhœa, &c.)	1	...	...	...	1	2	...	...	...	...	1	...	...	2	...	3	2	2	3	2	...	...	17	·52
3. Dietic Diseases—(Privation, Scurvy, Delirium Tremens, &c.)	1	...	...	...	...	1	1	...	1	...	1	1	7	15	6	4	2	8	5	...	4	1	57	1·73
4. Parasitic Diseases—(Thrush, Worms, &c.)	11	...	1	...	...	12	1	...	...	...	1	...	...	...	...	...	...	...	...	...	...	...	14	·43
Total	152	68	29	23	30	302	61	15	15	10	13	10	15	35	11	17	11	25	17	17	20	4	598	
II.—Constitutional Diseases.																								
1. Diathetic Diseases—(Gout, Dropsy, Cancer, &c.)	1	...	1	...	...	2	1	2	4	1	1	8	4	12	7	12	12	23	13	19	14	...	135	4·10
2. Tubercular Diseases—(Scrofula, Phthisis, Hydrocephalus, &c.)	33	17	2	2	...	54	1	3	5	13	19	19	22	13	24	12	12	6	3	2	...	1	209	6·34
Total	34	17	3	2	...	56	2	5	9	14	20	27	26	25	31	24	24	29	16	21	14	1	344	
III.—Local Diseases.																								
1. Diseases of the Nervous System—(Apoplexy, Paralysis, Insanity, Cephalitis)	180	30	5	3	...	218	11	5	5	5	8	21	17	28	11	23	25	38	19	26	14	1	475	14·42
2. Diseases of the Organs of Circulation—(Pericarditis, Aneurism, Heart Disease)	4	...	1	2	...	7	4	2	4	4	9	13	18	25	16	25	25	37	21	22	16	...	248	7·53
3. Diseases of the Respiratory System—(Bronchitis, Pneumonia, Asthma, Pleurisy, &c.)	94	19	13	3	4	133	5	4	5	6	3	11	25	19	16	22	23	36	16	16	12	1	353	10·72
4. Diseases of the Digestive Organs—(Gastritis, Enteritis, Peritonitis, Hernia, &c.)	37	11	5	3	...	56	5	1	4	7	4	11	15	26	13	17	13	19	15	9	9	1	225	6·83
5. Diseases of the Urinary Organs—(Nephritis, Ischuria, Diabetes, &c.)	1	...	...	1	1	3	2	1	...	1	...	1	3	5	5	2	6	7	9	7	4	...	56	1·70
6. Diseases of the Joints—(Arthritis, Ostitis, Periostitis, &c.)	...	...	...	...	...	...	1	...	1	...	...	1	...	...	...	...	1	1	...	...	...	...	5	·15
7. Diseases of the Integumentary System—(Phlegmon, Ulcer, Skin Disease, &c.)	...	...	1	...	...	1	...	...	...	1	...	...	...	...	...	...	...	...	1	...	...	1	4	·12
Total	316	60	25	12	5	418	28	13	19	24	24	58	78	103	61	89	93	138	81	80	55	4	1366	
IV.—Developmental Diseases.																								
1. Diseases of Children—(Cyanosis, Teething, &c.)	90	24	...	...	...	114	...	...	...	...	...	...	...	...	...	...	...	...	...	...	...	...	114	3·46
2. Diseases of Old People—(Old Age, &c.)	...	...	...	...	...	...	...	...	...	...	...	...	...	...	...	...	...	30	22	66	134	1	253	7·68
3. Diseases of Nutrition—(Atrophy, Debility)	132	13	3	...	...	148	...	...	...	...	...	...	1	2	...	...	...	...	...	...	...	...	151	4·58
Total	222	37	3	...	...	262	...	...	...	...	...	...	1	2	...	...	...	30	22	66	134	1	518	
V.—Violence.																								
1. Accidence or Negligence—(Fractures, Contusions, Burns, Drowning, Suffocation, Wounds, &c.)	10	13	12	9	6	50	30	27	21	22	31	40	39	42	23	29	9	20	7	6	4	4	404	12·27
2. Homicide—(Murder and Manslaughter)	1	...	...	...	...	1	...	...	...	1	...	1	1	1	1	...	1	1	2	...	...	...	10	·30
3. Suicide—(Poison, Drowning, Hanging, &c.)	...	...	...	...	...	...	...	...	...	...	3	4	4	5	3	5	3	...	2	1	...	1	31	·94
4. Execution—(Hanging)	...	...	...	...	...	...	...	...	...	...	2	1	...	...	...	...	...	...	...	...	...	...	3	·09
Total	11	13	12	9	6	51	30	27	21	23	36	46	44	48	27	34	13	21	11	7	4	5	448	
Unspecified	...	...	...	..	...	...	...	...	...	...	1	1	1	...	3	3	1	2	2	2	...	4	20	·61
Totals from all Causes	735	195	72	46	41	1089	121	60	64	71	94	142	165	213	133	167	142	245	149	193	227	19	3294	100·00

G 2.

SUMMARY of DEATHS of FEMALES registered in the COUNTRY DISTRICTS from 1st January to 31st December, 1874.

CAUSES OF DEATH.	Under 1 year.	1 to 2.	2 to 3.	3 to 4.	4 to 5.	Total under 5 years.	5 to 10.	10 to 15.	15 to 20.	20 to 25.	25 to 30.	30 to 35.	35 to 40.	40 to 45.	45 to 50.	50 to 55.	55 to 60.	60 to 65.	65 to 70.	70 to 75.	75 and upwards	?	Total of all ages.	Percentage on total Female Deaths—Country Districts.
I.—Zymotic Diseases.																								
1. Miasmatic Diseases—(Scarlatina, Diphtheria, Dysentery, Fever, &c.)	156	79	32	38	24	329	54	19	18	16	14	12	18	9	3	3	2	6	2	6	3	...	514	24·69
2. Enthetic Diseases—(Syphilis, Gonorrhœa, &c.)	1	...	...	...	...	1	...	...	...	...	...	...	...	...	...	...	1	...	...	...	...	...	2	0·10
3. Dietic Diseases—(Privation, Scurvy, Delirium Tremens, &c.)	...	...	2	...	...	2	...	...	1	...	1	...	1	1	1	3	...	...	...	...	...	...	10	0·48
4. Parasitic Diseases—(Thrush, Worms, &c.)	9	2	...	...	...	11	...	...	...	...	...	...	...	...	...	...	...	...	...	...	...	...	11	0·53
Total	166	81	34	38	24	343	54	19	19	16	15	12	19	10	4	6	3	6	2	6	3	...	537	
II.—Constitutional Diseases.																								
1. Diathetic Diseases—(Gout, Dropsy, Cancer, &c.)	1	...	...	1	...	2	1	2	2	1	2	4	8	12	11	11	10	9	2	5	4	...	86	4·13
2. Tubercular Diseases—(Scrofula, Phthisis, Hydrocephalus, &c.)	34	12	3	1	1	51	2	1	7	14	21	19	17	14	7	6	4	1	1	...	1	...	166	7·98
Total	35	12	3	2	1	53	3	3	9	15	23	23	25	26	18	17	14	10	3	5	5	...	252	
III.—Local Diseases.																								
1. Diseases of the Nervous System—(Apoplexy, Paralysis, Insanity, Cephalitis)	163	29	13	4	2	211	6	3	9	10	4	6	3	10	3	10	6	13	5	5	8	1	313	15·03
2. Diseases of the Organs of Circulation—(Pericarditis, Aneurism, Heart Disease)	2	...	1	...	...	3	4	2	8	4	4	4	5	10	4	12	7	4	7	5	3	1	87	4·18
3. Diseases of the Respiratory System—(Bronchitis, Pneumonia, Asthma, Pleurisy, &c.)	78	20	11	7	5	121	6	6	6	3	5	5	8	7	3	11	6	7	9	7	6	1	217	10·42
4. Diseases of the Digestive Organs—(Gastritis, Enteritis, Peritonitis, Hernia, &c.)	33	15	2	...	2	52	5	1	4	5	6	6	3	3	9	7	8	13	7	2	1	1	133	6·39
5. Diseases of the Urinary Organs—(Nephritis, Ischuria, Diabetes, &c.)	...	...	...	...	...	...	...	1	...	...	...	...	1	1	...	1	...	1	...	...	1	...	6	0·29
6. Diseases of the Organs of Generation—(Ovarian Dropsy, Uterus Disease, &c.)	...	...	...	...	...	...	...	...	...	...	...	1	4	1	...	2	...	...	...	...	...	...	8	0·38
7. Diseases of the Joints—(Arthritis, Ostitis, Periostitis, &c.)	...	...	...	...	...	...	...	...	1	...	...	1	...	...	...	...	...	1	...	...	...	...	3	0·14
8. Diseases of the Integumentary System—(Phlegmon, Ulcer, Skin Disease, &c.)	...	1	...	...	...	1	...	...	...	1	...	...	...	...	...	...	...	...	...	...	...	...	2	0·10
Total	276	65	27	11	9	388	21	13	28	23	19	23	24	32	19	43	27	39	28	19	19	4	769	
IV.—Developmental Diseases.																								
1. Diseases of Children—(Cyanosis, Teething, &c.)	83	22	...	1	...	106	...	...	...	...	...	...	...	...	...	...	...	...	...	...	...	...	106	5·09
2. Diseases of Adults—(Paramenia, Childbirth, &c.)	...	...	...	...	...	...	...	...	4	5	15	24	14	10	2	...	...	...	...	...	...	...	74	3·55
3. Diseases of Old People—(Old Age, &c.)	...	...	...	...	...	...	...	...	...	...	...	...	...	...	...	...	...	16	14	18	43	...	91	4·37
4. Diseases of Nutrition—(Atrophy, Debility)	138	11	2	1	...	152	...	...	...	...	...	...	...	...	1	...	...	...	...	...	...	...	153	7·35
Total	221	33	2	2	...	258	...	...	4	5	15	24	14	10	3	...	...	16	14	18	43	...	424	
V.—Violence.																								
1. Accident or Negligence—(Fractures, Contusions, Burns, Drowning, Suffocation, Wounds, &c)	4	10	7	9	6	36	11	6	6	1	2	1	2	4	2	1	2	...	1	4	...	...	79	3·79
2. Homicide—(Murder and Manslaughter)	...	...	...	...	...	...	...	...	...	...	...	...	1	...	...	...	...	...	...	...	...	...	1	0·05
3. Suicide—(Poison, Drowning, Hanging, &c.)	...	...	...	...	...	...	...	...	...	3	1	...	2	1	1	...	...	2	1	...	...	...	11	0·53
Total	4	10	7	9	6	36	11	6	6	4	3	1	5	5	3	1	2	2	2	4	...	...	91	
Unspecified	...	...	...	...	...	...	...	...	...	...	...	1	1	1	2	...	2	...	1	...	...	1	9	0·43
Totals from all Causes	702	201	73	62	40	1078	89	41	66	63	75	84	88	84	49	67	48	73	50	52	70	5	2082	100·00

G 3.

SUMMARY of DEATHS of BOTH SEXES registered in the Country Districts from 1st January to 31st December, 1874.

CAUSES OF DEATH.	Under 1 year.	1 to 2.	2 to 3.	3 to 4.	4 to 5.	Total under 5 years.	5 to 10.	10 to 15.	15 to 20.	20 to 25.	25 to 30.	30 to 35.	35 to 40.	40 to 45.	45 to 50.	50 to 55.	55 to 60.	60 to 65.	65 to 70.	70 to 75.	75 and upwards	?	Total of all ages.	Percentage on total Deaths —Country Districts.
I.—Zymotic Diseases.																								
1. Miasmatic Diseases—(Scarlatina, Diphtheria, Dysentery, Fevers, &c.)	295	147	60	61	53	616	113	34	32	26	24	21	26	27	8	13	9	21	11	21	19	3	1024	19·05
2. Enthetic Diseases—(Syphilis, Gonorrhœa, &c.)	2	...	...	...	1	3	...	...	...	...	1	...	...	2	...	3	3	2	3	2	...	...	19	0·35
3. Dietic Diseases—(Privation, Scurvy, Delirium Tremens, &c.)	1	...	2	...	...	3	1	...	2	...	2	1	8	16	7	7	2	8	5	...	4	1	67	1·25
4. Parasitic Diseases—(Thrush, Worms, &c.)	20	2	1	...	...	23	1	...	...	...	1	...	...	...	...	...	...	...	...	...	...	...	25	0·47
Total	318	149	63	61	54	645	115	34	34	26	28	22	34	45	15	23	14	31	19	23	23	4	1135	
II.—Constitutional Diseases.																								
1. Diathetic Diseases—(Gout, Dropsy, Cancer, &c.)	2	...	1	1	...	4	2	4	6	2	3	12	12	24	18	23	22	32	15	24	18	...	221	4·11
2. Tubercular Diseases—(Scrofula, Phthisis, Hydrocephalus, &c.)	67	29	5	3	1	105	3	4	12	27	40	38	39	27	31	18	16	7	4	2	1	1	375	6·98
Total	69	29	6	4	1	109	5	8	18	29	43	50	51	51	49	41	38	39	19	26	19	1	596	
III.—Local Diseases.																								
1. Diseases of the Nervous System—(Apoplexy, Paralysis, Insanity, Cephalitis, &c.)	343	59	18	7	2	429	17	8	14	15	12	27	20	38	14	33	31	51	24	31	22	2	788	14·66
2. Diseases of the Organs of Circulation—(Pericarditis, Aneurism, Heart Disease)	6	...	2	2	...	10	8	4	12	8	13	17	23	35	20	37	32	41	28	27	19	1	335	6·23
3. Diseases of the Respiratory System—(Bronchitis, Pneumonia, Asthma, Pleurisy, &c.)	172	39	24	10	9	254	11	10	11	9	8	16	33	26	19	33	29	43	25	23	18	2	570	10·60
4. Diseases of the Digestive Organs—(Gastritis, Enteritis, Peritonitis, Hernia, &c.)	70	26	7	3	2	108	10	2	8	12	10	17	18	29	22	24	21	32	22	11	10	2	358	6·66
5. Diseases of the Urinary Organs—(Nephritis, Ischuria, Diabetes, &c.)	1	...	...	1	1	3	2	2	...	1	...	1	4	6	5	3	6	8	9	7	5	...	62	1·15
6. Diseases of the Organs of Generation—(Ovarian Dropsy, Uterus Disease, &c.)	...	...	...	...	...	...	...	...	...	...	...	1	4	1	...	2	...	...	...	...	...	...	8	0·15
7. Diseases of the Joints—(Arthritis, Ostitis, Periostitis, &c.)	...	...	...	...	...	...	1	...	2	...	...	2	...	...	...	...	1	2	...	...	...	...	8	0·15
8. Diseases of the Integumentary System—(Phlegmon, Ulcer, Skin Disease, &c.)	...	1	1	...	...	2	...	...	...	2	...	...	...	...	...	...	...	...	1	...	...	1	6	0·11
Total	592	125	52	23	14	806	49	26	47	47	43	81	102	135	80	132	120	177	109	99	74	8	2135	
IV.—Developmental Diseases.																								
1. Diseases of Children—(Cyanosis, Teething, &c.)	173	46	...	1	...	220	...	...	...	...	...	...	...	...	...	...	...	...	...	...	...	...	220	4·09
2. Diseases of Adults—(Paramenia, Childbirth, &c.)	...	...	...	...	...	...	...	...	4	5	15	24	14	10	2	...	...	...	...	...	...	...	74	1·38
3. Diseases of Old People—(Old Age, &c.)	...	...	...	...	...	...	...	...	...	...	...	...	...	...	...	...	46	36	84	177	1	...	344	6·40
4. Diseases of Nutrition—(Atrophy, Debility)	270	24	5	1	...	300	...	...	...	...	...	...	1	2	1	...	...	...	...	...	...	...	304	5·65
Total	443	70	5	2	...	520	...	...	4	5	15	24	15	12	3	...	...	46	36	84	177	1	942	
V.—Violence.																								
1. Accident or Negligence—(Fractures, Contusions, Burns, Drowning, Suffocation, Wounds, &c.)	14	23	19	18	12	86	41	33	27	23	33	41	41	46	25	30	11	20	8	10	4	4	483	8·98
2. Homicide—(Murder and Manslaughter)	1	...	...	...	...	1	...	...	...	1	...	1	2	1	1	...	1	1	2	...	...	...	11	0·20
3. Suicide—(Poison, Drowning, Hanging, &c.)	...	...	...	...	...	...	...	...	...	3	4	4	6	6	4	5	3	2	3	1	...	1	42	0·78
4. Execution—(Hanging)	...	...	...	...	...	...	...	...	...	...	2	1	...	...	...	...	...	...	...	...	...	...	3	0·06
Total	15	23	19	11	12	87	41	33	27	27	39	47	49	53	30	35	15	23	13	11	4	5	539	
Unspecified	...	...	...	...	...	...	...	...	...	...	1	2	2	1	5	3	3	2	3	2	...	5	29	0·54
Totals from all Causes	1437	396	145	108	81	2167	210	101	130	134	169	226	253	297	182	234	190	318	199	245	297	24	5376	100·00

H.

SUMMARY of DEATHS of BOTH SEXES registered in the Colony of New South Wales during each Month of the Year 1874, classified under the heads of the several Causes of Death.

CAUSES OF DEATH.	January.		February.		March.		April.		May.		June.		July.		August.		September.		October.		November.		December.		Total.		Grand Total.	Percentage on total Deaths of the Year.
	Males.	Females.	Males.	Females.	Males.	Females.	Males.	Females.	Males.	Females.	Males.	Females.	Males.	Females.	Males.	Females.	Males.	Females.	Males.	Females.	Males.	Females.	Males.	Females.	Males.	Females.		
I.—Zymotic Diseases.																												
1. Miasmatic Diseases—(Scarlatina, Diphtheria, Dysentery, Fevers, &c.)	60	96	69	88	71	63	64	71	59	68	69	70	48	56	63	49	47	53	56	70	93	85	144	126	843	895	1738	20·09
2. Enthetic Diseases—(Syphilis, Gonorrhœa, &c.)	1	...	2	...	2	1	2	...	2	...	1	...	1	3	4	...	2	...	2	...	3	...	2	1	24	5	29	0·34
3. Dietic Diseases—(Privation, Scurvy, Delirium Tremens, &c.)	13	6	6	5	8	5	4	2	8	1	5	1	6	2	8	2	9	1	13	6	6	4	5	4	91	39	130	1·50
4. Parasitic Diseases—(Thrush, Worms, &c.)	3	3	2	2	1	2	2	2	2	1	1	...	2	1	1	1	3	...	...	1	1	3	4	1	22	17	39	0·45
Total	77	105	79	95	82	71	72	75	71	70	76	71	57	62	76	52	61	54	71	77	103	92	155	132	980	956	1936	
II.—Constitutional Diseases.																												
1. Diathetic Diseases—(Gout, Dropsy, Cancer, &c.)	16	12	15	6	17	12	12	7	23	11	18	15	12	13	14	15	16	12	12	9	14	12	14	12	183	136	319	3·69
2. Tubercular Diseases—(Scrofula, Phthisis, Hydrocephalus, &c.)	38	33	33	29	38	27	41	37	41	28	36	27	42	21	33	19	30	22	20	21	40	20	40	40	432	324	756	8·74
Total	54	45	48	35	55	39	53	44	64	39	54	42	54	34	47	34	46	34	32	30	54	32	54	52	615	460	1075	
III.—Local Diseases.																												
1. Diseases of the Nervous System—(Apoplexy, Paralysis, Insanity, Cephalitis)	65	54	52	51	69	44	58	44	50	45	54	46	56	34	63	46	65	25	53	46	77	47	62	64	725	540	1265	14·62
2. Diseases of the Organs of Circulation—(Pericarditis, Aneurism, Heart Disease)	23	9	19	13	23	8	24	13	42	14	33	14	28	10	28	13	30	18	22	14	33	12	35	16	342	154	496	5·73
3. Diseases of the Respiratory System—(Bronchitis, Pneumonia, Asthma, Pleurisy, &c.)	35	24	28	17	25	18	32	24	45	32	66	48	71	50	83	48	58	50	50	24	45	28	45	35	583	398	981	11·34
4. Diseases of the Digestive Organs—(Gastritis, Enteritis, Peritonitis, Hernia, &c.)	35	13	19	32	14	24	26	22	28	27	26	16	21	13	18	18	28	20	21	13	32	18	39	23	307	239	546	6·31
5. Diseases of the Urinary Organs—(Nephritis, Ischuria, Diabetes, &c.)	5	2	10	1	9	5	7	4	10	2	11	6	8	3	10	2	9	5	9	5	6	4	12	...	106	39	145	1·65
6. Diseases of the Organs of Generation—(Ovarian Dropsy, Uterus Diseases, &c.)	...	...	...	4	...	2	...	2	...	1	...	...	...	4	...	...	...	...	...	...	...	1	...	1	...	15	15	0·17
7. Diseases of the Joints—(Arthritis, Ostitis, Periostitis, &c.)	...	...	...	...	...	...	...	...	2	1	1	...	...	2	1	...	...	...	1	2	...	...	...	...	5	5	10	0·11
8. Diseases of Integumentary System—(Phlegmon, Ulcer, Skin Disease, &c.)	1	...	2	1	...	2	...	...	...	...	...	1	1	...	...	1	1	...	...	1	...	...	...	...	5	6	11	0·13
Total	164	102	130	119	142	103	147	109	177	122	191	131	186	116	203	128	191	118	156	99	193	110	193	139	2073	1396	3469	
IV.—Developmental Diseases.																												
1. Diseases of Children—(Cyanosis, Teething, &c.)	14	22	21	18	22	21	16	17	11	17	11	16	20	9	14	11	8	9	12	11	15	13	29	20	193	184	377	4·36
2. Diseases of Adults—(Paramenia, Childbirth, &c.)	...	5	...	4	...	2	...	7	...	5	...	8	...	9	...	10	...	8	...	5	...	12	...	12	...	87	87	1·00
3. Diseases of Old People—(Old Age, &c.)	25	16	20	6	25	9	18	9	20	9	31	8	24	16	38	20	30	10	20	17	22	13	25	13	298	146	444	5·13
4. Diseases of Nutrition—(Atrophy, Debility, &c.)	25	18	30	23	29	18	18	29	26	16	19	17	19	15	21	19	20	20	15	16	28	33	37	31	287	255	542	6·27
Total	64	61	71	51	76	50	52	62	57	47	61	49	63	49	73	60	58	47	47	49	65	71	91	76	778	672	1450	
V.—Violence.																												
1. Accident or Negligence—(Fractures, Contusions, Burns, Drowning, Suffocation, Wounds, &c.)	50	13	51	10	42	8	50	5	34	7	31	9	34	8	34	14	26	5	50	6	40	12	37	12	483	109	592	6·84
2. Homicide—(Murder and Manslaughter)	4	...	2	...	...	1	...	1	...	...	2	1	2	...	...	...	1	...	3	1	...	1	3	2	17	7	24	0·28
3. Suicide—(Poison, Drowning, Hanging, &c.)	2	1	3	1	1	...	1	1	3	2	1	1	5	1	4	2	5	1	3	1	4	1	9	3	41	15	56	0·65
4. Execution—(Hanging)	...	...	...	...	...	...	...	...	...	...	2	...	1	...	...	...	...	...	...	...	...	...	...	...	3	...	3	0·03
Total	56	14	56	11	43	9	51	7	37	9	36	11	42	9	42	16	32	6	56	8	44	14	49	17	544	131	675	
Unspecified	3	...	3	1	4	...	2	...	4	1	2	2	2	2	...	1	4	2	1	1	5	5	2	...	32	15	47	0·54
Totals from all Causes	418	327	387	312	402	272	377	297	410	288	420	306	404	272	441	291	392	261	363	264	464	324	544	416	5022	3630	8652	100·00

I.

TABLE showing the DEATHS which have occurred from the causes stated, in each of the several WARDS of the CITY OF SYDNEY, from 1st January to 31st December, 1874, distinguishing those under five years of age.

CAUSES OF DEATH.	Gipps.			Bourke.			Brisbane.			Macquarie			Cook.			Fitz Roy.			Philip.			Denison.			Total Deaths from each cause in Sydney.								
	Under.	Over.	Total.	Under.	Over.	Total.	Under.	Over.	Total.	Under.	Over.	Total.	Under.	Over.	Total.	Under.	Over.	Total.	Under.	Over.	Total.	Under.	Over.	Total.	1874.	1873.	1872.	1871.	1870.	1869.	1868.	1867.	1866.	1865.
Class I.—Order 1.																																		
1. Measles	16	2	18	1	2	3	18	1	19	3	1	4	8	...	8	1	1	2	2	1	3	5	...	5	62	...	1	...	...	2	1	462	...	1
2. Scarlatina	4	5	9	...	1	1	4	1	5	...	2	2	7	1	8	1	5	6	3	1	4	2	...	2	37	5	54	2	3	19	57	27	12	26
Diphtheria	1	2	3	1	...	1	...	...	...	2	1	3	4	...	4	...	...	...	...	...	...	1	...	1	12	16	7	7	11	14	34	36	18	28
3. Quinsy	2	...	2	...	...	...	...	...	...	...	1	1	1	...	1	...	...	...	...	...	...	...	1	1	5	2	...	1	...	1	3	2	2	3
4. Croup	1	1	2	...	1	1	...	1	1	2	...	2	5	1	6	2	...	2	2	...	2	...	...	...	16	18	18	5	8	26	31	28	40	30
5. Whooping-cough	...	...	...	...	1	1	4	...	4	1	1	2	2	...	2	4	...	4	2	...	2	4	2	6	21	12	14	63	5	46	30	34	12	...
6. Typhus (and Infantile Fever)	1	2	3	...	8	8	2	3	5	...	2	2	1	3	4	1	7	8	1	3	4	1	4	5	39	61	36	16	50	72	73	71	73	35
7. Erysipelas	1	...	1	...	8	8	...	1	1	...	1	1	1	4	5	2	...	2	...	...	...	..	..	...	18	4	3	3	2	5	2	2	3	6
8. Metria	...	4	4	...	...	...	...	1	1	...	...	...	...	8	8	...	5	5	...	1	1	...	4	4	23	9	16	8	7	8	12	14	9	7
9. Carbuncle	...	...	...	...	...	...	...	...	...	...	...	...	...	...	...	...	...	...	...	...	...	...	...	...	...	2	1	...	1	...	...	2	1	1
10. Influenza	1	...	1	...	...	...	...	...	...	...	...	...	...	...	...	...	1	1	...	...	...	...	...	...	2	1	3	3	2	6	4	3	14	2
11. Dysentery	...	1	1	...	5	5	...	1	1	...	...	...	...	...	...	1	5	6	1	...	1	...	...	...	15	13	23	25	27	21	27	52	35	40
12. Diarrhœa	10	2	12	3	13	16	12	3	15	8	...	8	32	1	33	18	7	25	20	6	26	22	2	24	159	108	147	101	108	73	95	156	154	134
13. Cholera	4	...	4	1	...	1	2	...	2	...	...	...	3	...	3	2	2	4	...	1	1	1	1	2	17	13	12	7	7	6	7	7	6	9
14. Ague	...	...	...	...	...	...	...	...	...	...	...	...	...	...	...	...	...	...	...	...	...	...	...	...	...	1	...	...	...	...	...	...	...	1
15. Remittent Fever	...	...	...	1	1	...	...	...	...	...	...	...	...	...	...	1	...	1	...	...	...	...	1	...	3	3	1	2	...	2	1	7	6	2
16. Rheumatism	...	1	1	...	4	4	...	...	...	...	...	...	...	...	...	...	2	2	...	1	1	...	1	1	9	9	6	10	6	6	6	3	10	6
17. Pyæmia	...	...	...	...	1	1	...	...	...	...	...	...	...	...	...	...	...	...	...	...	...	...	1	1	2	2	3	3	...	...	...	...	...	...
	41	20	61	6	45	51	42	12	54	17	9	26	64	18	82	33	35	68	31	14	45	38	15	53	440	279	345	256	237	307	383	906	395	331
Order 2.																																		
1. Syphilis	...	...	...	...	...	...	1	...	1	1	...	1	...	...	...	2	...	2	...	2	2	...	...	...	6	13	10	4	4	5	7	5	7	6
2. Stricture of the Urethra	...	1	1	...	1	1	...	...	...	...	...	...	...	1	1	...	...	...	...	...	...	...	...	...	3	1	5	1	1	1	5	....	6	...
	...	1	1	...	1	1	1	...	1	1	...	1	...	1	1	2	...	2	...	2	2	...	...	...	9	14	15	5	5	5	12	5	13	6
Order 3.																																		
1. Privation	...	...	...	...	...	...	...	...	...	...	...	...	...	...	...	...	...	...	...	...	...	...	1	1	1	4	3	2	4	1	8	4	6	7
2. Want of Breast Milk	1	...	1	2	...	2	1	...	1	4	...	4	4	...	4	4	...	4	5	...	5	1	...	1	22	30	31	12	7	8	8	7	14	9
3. Purpura and scurvy	...	...	...	...	1	1	1	...	1	...	...	...	1	...	1	...	...	...	1	...	1	...	...	...	4	1	2	2	2	1	3	1	2	3
4. Alcoholism :—																																		
a Delirium Tremens	...	...	...	...	5	5	...	...	...	...	...	...	...	1	1	...	...	...	..	1	1	...	...	...	7	6	4	1	6	8	5	3	3	10
b Intemperance	...	1	1	...	3	3	...	2	2	...	1	1	...	...	...	...	...	...	...	...	...	...	1	1	8	16	5	5	5	12	3	2	12	14
	1	1	2	2	9	11	2	2	4	4	1	5	5	1	6	4	...	4	6	1	7	1	2	3	42	57	45	22	24	30	27	17	37	43
Order 4.																																		
1. Thrush	...	...	...	...	...	...	...	...	...	...	...	...	1	...	1	...	...	...	3	...	3	...	...	...	4	6	5	6	7	1	1	3	11	5
2. Worms, &c.	...	...	...	...	...	...	...	...	...	...	...	...	...	...	...	...	...	...	2	...	2	1	...	1	3	2	1	1	...	2	2	4	1	2
	...	...	...	...	...	...	...	...	...	...	...	...	1	...	1	...	...	...	5	...	5	1	...	1	7	8	6	7	7	3	3	7	12	7
Total, Class I.	42	22	64	8	55	63	45	14	59	22	10	32	70	20	90	38	35	73	42	17	59	40	17	57	498	358	411	290	273	346	425	935	457	387
Class II.—Order 1.																																		
1. Gout	...	...	...	...	1	1	...	...	...	...	...	...	...	...	...	...	...	...	...	...	...	...	...	...	1	2	4	1	3	4	1	1	2	1
2. Dropsy	...	1	1	...	1	1	...	2	2	...	1	1	...	2	2	...	1	1	...	...	...	...	1	1	9	21	16	9	22	9	17	19	17	19
3. Cancer	...	7	7	...	16	16	...	2	2	...	4	4	1	8	9	...	5	5	...	2	2	...	4	4	49	56	38	27	28	19	26	19	23	16
a Tumour	...	...	...	...	...	...	...	...	...	...	...	...	...	1	1	...	...	...	...	...	...	...	...	...	1	2	...	...	...	...	...	...	...	...
4. Noma	1	...	1	...	...	...	...	...	...	...	...	...	...	...	...	...	...	...	...	...	...	...	...	...	1	2	...	...	...	...	...	...	...	...
5. Mortification	...	...	...	...	4	4	...	...	...	...	...	...	...	...	...	...	...	...	...	...	...	...	...	...	4	2	7	1	2	1	4	4	3	3
	1	8	9	...	22	22	...	4	4	...	5	5	1	11	12	...	6	6	...	2	2	...	5	5	65	85	65	38	56	33	49	43	45	40
Order 2.																																		
1. Scrofula	...	...	...	...	2	2	5	...	5	1	...	1	1	...	1	1	1	2	1	...	1	...	...	...	12	16	14	8	8	10	14	11	15	10
2. Tabes Mesenterica	10	...	10	...	1	1	5	...	5	1	...	1	11	...	11	8	...	8	5	...	5	7	...	7	48	25	38	36	33	23	20	25	25	15
3. Phthisis	...	16	16	...	55	55	...	9	9	1	13	14	...	18	18	...	26	26	...	13	13	...	14	14	165	153	155	139	122	101	115	142	118	107
4. Hydrocephalus	4	...	4	1	...	1	...	1	1	1	...	1	5	1	6	3	...	3	1	...	1	...	...	...	17	7	10	14	19	14	4	12	11	21
5. Abscess	...	...	...	...	...	...	...	...	...	...	...	...	...	...	...	...	...	...	...	...	...	...	...	...	...	1	1	1	...	...	...	...	...	...
	14	16	30	1	58	59	10	10	20	4	13	17	17	19	36	12	27	39	7	13	20	7	14	21	242	202	218	198	182	148	153	190	169	153
Total, Class II.	15	24	39	1	80	81	10	14	24	4	18	22	18	30	48	12	33	45	7	15	22	7	19	26	307	287	283	236	238	181	202	233	214	193
Class III.—Order 1.																																		
1. Cephalitis	7	...	7	1	6	7	6	3	9	4	2	6	11	1	12	5	2	7	2	2	4	5	2	7	59	80	59	36	32	42	48	49	30	12
a Ostitis	...	...	...	...	...	...	...	...	...	...	...	...	...	...	...	...	...	...	...	...	...	...	...	...	...	1	...	...	...	...	...	...	...	...
2. Apoplexy	...	2	2	...	24	24	...	2	2	...	4	4	...	10	10	...	3	3	...	7	7	...	4	4	56	55	40	44	42	40	43	26	30	39
3. Paralysis	...	2	2	...	8	8	...	3	3	...	2	2	1	2	3	...	1	1	1	1	2	...	2	2	23	15	20	12	18	20	18	16	22	17
a Sunstroke	...	...	...	...	...	...	...	...	...	...	...	...	...	...	...	...	...	...	...	...	...	...	...	...	...	...	...	...	1	1	...	2	...	1

I—*continued.*

CAUSES OF DEATH.	Gipps.			Bourke.			Brisbane.			Macquarie			Cook.			Fitz Roy.			Phillip.			Denison.			Total Deaths fro n each cause in Sydney.									
	Under.	Over.	Total.	Under.	Over.	Total.	Under.	Over.	Total.	Under.	Over.	Total.	Under.	Over.	Total.	Under.	Over.	Total.	Under.	Over.	Total.	Under.	Over.	Total.	1874.	1873.	1872.	1871.	1870.	1869.	1868.	1867.	1866.	1865.
Class III—Order 1— *continued.*																																		
4. Insanity	...	...	...	...	...	...	...	...	...	...	...	...	...	...	...	...	1	1	...	1	1	...	...	...	2	1	...	...	...	1	1	...	2	1
5. Chorea	...	...	...	...	...	...	...	...	...	...	...	...	...	...	...	...	...	...	...	...	...	...	...	...	...	...	...	...	...	...	1	...	...	...
6. Epilepsy	...	...	...	...	8	8	1	1	2	...	...	...	...	2	2	...	1	1	...	1	1	...	1	1	15	12	16	15	10	4	7	5	10	10
7. Convulsions	7	1	8	8	...	8	17	...	17	10	1	11	28	1	29	15	...	15	15	...	15	13	...	13	116	105	127	93	87	83	91	105	73	60
8. Brain Disease, &c.	...	2	2	...	20	20	...	2	2	1	4	5	1	8	9	3	2	5	2	3	5	1	2	3	51	45	35	36	21	27	24	26	27	41
	14	7	21	9	66	75	24	11	35	15	13	28	41	24	65	23	10	33	20	15	35	19	11	30	322	314	297	236	211	218	233	229	194	181
Order 2.																																		
1. Pericarditis	...	2	2	...	1	1	...	...	...	...	1	1	...	...	...	...	1	1	...	...	...	...	1	1	6	...	1	2	5	7	6	3	3	3
2. Aneurism	...	...	...	...	3	3	...	...	...	...	...	...	...	2	2	...	2	2	...	...	...	...	...	...	7	7	8	11	12	13	7	11	4	1
3. Heart Disease, &c.	...	9	9	...	27	27	...	10	10	...	10	10	...	7	7	...	15	15	...	7	7	...	6	6	91	87	92	93	89	84	71	64	69	62
	...	11	11	...	31	31	...	10	10	...	11	11	...	9	9	...	18	18	...	7	7	...	7	7	104	94	101	106	106	104	84	78	76	66
Order 3.																																		
1. Laryngitis	...	...	...	...	2	2	...	1	1	1	...	1	...	...	...	...	...	...	2	1	3	...	...	...	7	3	3	2	3	1	1	6	4	5
2. Bronchitis	4	4	8	1	18	19	10	3	13	3	2	5	12	10	22	11	2	13	9	3	12	7	5	12	104	80	84	109	71	69	59	95	77	42
3. Pleurisy	...	...	...	...	2	2	1	...	1	...	1	1	1	...	1	...	1	1	...	1	1	1	1	2	9	4	1	4	6	11	16	7	5	6
4. Pneumonia	6	3	9	2	24	26	4	5	9	1	..	1	11	5	16	9	7	16	4	5	9	2	6	8	94	73	80	83	64	60	55	44	33	30
5. Asthma	...	2	2	...	2	2	...	1	1	...	2	2	...	2	2	...	1	1	...	1	1	...	...	...	11	9	6	1	3	3	6	5	8	2
6. Lung Disease, &c.	...	...	...	...	2	2	1	1	2	...	1	1	..	1	1	...	...	...	...	2	2	...	...	...	8	15	10	10	21	25	17	17	19	30
	10	9	19	3	50	53	16	11	27	5	6	11	24	18	42	20	11	31	15	13	28	10	12	22	233	184	184	209	168	169	154	174	146	115
Order 4.																																		
1. Gastritis	4	...	4	...	1	1	...	...	...	1	1	2	1	...	1	3	...	3	1	...	1	1	1	2	14	5	6	10	18	13	4	13	5	10
2. Enteritis	1	...	1	2	11	13	5	1	6	...	1	1	2	2	4	2	5	7	1	1	2	1	1	2	36	42	35	36	27	25	27	25	21	19
3. Peritonitis	...	2	2	...	2	2	...	1	1	...	2	2	1	1	2	1	2	3	...	...	...	...	1	1	13	5	14	6	7	16	9	7	8	16
4. Ascites	...	...	...	...	2	2	...	...	...	...	...	...	...	...	...	...	...	...	...	1	1	...	1	1	4	4	6	1	9	1	1	2	1	4
5. Ulceration of Intestines	...	...	...	...	1	1	...	...	...	1	1	...	...	...	...	...	...	...	...	...	...	...	...	...	2	4	4	8	...	...	3	4	2	3
6. Hernia	...	...	...	...	3	3	...	...	...	...	...	...	...	...	...	...	...	...	...	...	...	...	...	...	3	1	2	...	1	2	...	2	2	1
7. Ileus	...	...	...	...	...	...	...	...	...	...	...	...	...	...	...	...	1	1	...	...	...	1	1	2	2	2	8	3	9	3	1	5	5	2
8. Intussusception	...	...	...	...	...	...	1	1	...	...	...	...	1	...	1	...	...	...	...	...	...	...	...	...	2	4	5	2	1	...	3	...	1	4
9. Stricture of Intestines	...	...	...	...	1	1	...	...	...	...	...	...	...	1	1	...	...	...	...	...	...	...	...	...	2	1	...	...	1	2	...	1	...	...
10. Stomach Disease, &c.	...	1	1	...	2	2	...	...	...	...	...	...	...	...	...	...	2	2	...	1	1	...	...	1	7	19	15	14	6	11	3	10	9	10
11. Hepatitis	...	...	...	...	2	2	...	...	...	...	...	...	...	1	1	...	1	1	...	...	...	...	1	1	5	9	15	8	9	10	12	6	8	12
12. Jaundice	...	...	...	...	...	...	...	...	...	1	1	...	1	1	1	...	1	1	...	1	1	...	1	1	5	8	5	1	2	1	...	2	1	3
13. Liver Disease, &c.	...	6	6	...	11	11	...	1	1	...	8	8	1	3	4	...	5	5	1	4	5	...	1	1	41	38	26	36	28	36	22	38	31	28
14. Spleen Disease	...	1	1	...	...	...	...	...	...	...	...	...	...	...	...	...	...	...	...	...	...	...	...	...	1	...	...	1	...	...	...	...	...	...
	5	10	15	2	36	38	5	4	9	1	14	15	6	9	15	7	16	23	4	7	11	3	8	11	137	142	141	126	118	120	85	115	94	112
Order 5.																																		
1. Nephritis	...	1	1	...	2	2	...	...	...	...	...	...	1	1	2	1	1	2	...	...	...	...	...	...	7	4	1	4	...	2	...	...	3	5
2. Ischuria	...	...	...	...	...	...	...	...	...	...	...	...	1	...	1	...	...	...	...	...	...	...	1	1	2	...	1	1	...	2	2	1	...	...
3. Nephria	...	2	2	...	21	21	1	3	4	...	1	1	...	3	3	...	1	1	...	3	3	...	2	2	37	22	10	20	4	10	8	2	2	4
4. Diabetes	...	...	...	...	...	...	...	...	...	...	...	...	...	2	2	...	...	...	...	...	...	...	...	...	2	...	1	3	3	2	...	1	1	1
5. Stone	...	...	...	...	1	1	1	...	1	...	...	...	...	...	...	...	...	...	...	...	...	...	...	...	2	2	1	1	1	...	1	...	...	1
6. Cystitis	1	...	1	...	...	...	...	...	...	...	...	...	...	1	1	...	1	1	...	...	...	...	...	...	3	4	3	3	2	2	4	2	...	4
7. Kidney Disease, &c.	...	1	1	...	6	6	...	2	2	...	3	3	1	2	3	1	1	2	...	...	...	...	1	1	18	10	15	9	8	9	6	6	8	12
	1	4	5	...	30	30	2	5	7	...	4	4	3	9	12	2	4	6	...	3	3	...	4	4	71	42	32	41	18	27	21	12	14	27
Order 6.																																		
1. Ovarian Dropsy	...	...	...	...	...	...	...	...	...	...	...	...	...	...	...	...	...	...	...	...	...	...	...	...	...	2	1	3	1	...	1	1	3	...
2. Uterus Disease, &c.	...	...	...	...	1	1	...	...	...	...	1	1	...	2	2	...	1	1	...	...	...	...	...	...	5	3	2	2	2	4	9	2	5	1
	...	...	...	...	1	1	...	...	...	...	1	1	...	2	2	...	1	1	...	...	...	...	...	...	5	5	3	5	3	4	10	3	8	1
Order 7.																																		
1. Arthritis	...	...	...	...	...	...	...	...	...	...	...	...	...	...	...	...	...	...	...	...	...	...	...	...	...	...	1	1	...	...	...	...	1	...
2. Joint Disease, &c.	...	...	...	...	...	...	...	...	...	...	...	...	...	1	1	...	...	...	...	...	...	...	...	...	1	3	...	1	1	3	2	2	6	6
	...	...	...	...	...	...	...	...	...	...	...	...	...	1	1	...	...	...	...	...	...	...	...	...	1	3	1	2	1	3	2	2	7	6
Order 8.																																		
1. Phlegmon	...	...	...	...	...	...	...	...	...	...	...	...	...	...	...	...	...	...	...	...	...	...	...	...	...	...	1	...	...	1	...	...	1	...
2. Ulcer	...	...	...	...	...	...	...	...	...	...	...	...	...	...	...	...	...	...	2	2	...	...	...	...	2	1	5	5	4	1	2	1	...	5
3. Skin Disease	...	...	...	...	...	...	...	1	1	...	...	...	...	...	...	...	...	...	...	...	...	1	...	1	2	2	3	2	2	1	4	...	...	2
	...	...	...	...	...	...	...	1	1	...	...	...	...	...	...	...	...	...	2	2	1	...	1	4	3	9	7	6	3	6	1	1	7	
Total, Class III	30	41	71	14	214	228	47	42	89	21	49	70	74	72	146	52	60	112	39	47	86	33	42	75	877	787	768	732	630	647	595	614	540	505

I—*continued.*

CAUSES OF DEATH.	Gipps.			Bourke.			Brisbane.			Macquarie			Cook.			Fitz Roy.			Phillip.			Denison.			Total Deaths from each cause in Sydney.									
	Under.	Over.	Total.	Under.	Over.	Total.	Under.	Over.	Total.	Under.	Over.	Total.	Under.	Over.	Total.	Under.	Over.	Total.	Under.	Over.	Total.	Under.	Over.	Total.	1874.	1873.	1872.	1871.	1870.	1869.	1868.	1867.	1866.	1865.
Class IV.—Order 1.																																		
1. Premature Birth	3	...	3	1	...	1	3	...	3	3	...	3	7	...	7	3	...	3	2	...	2	6	..	6	28	37	37	40	32	32	33	23	23	20
2. Cyanosis	1	...	1	...	...	...	...	...	...	..	...	...	1	...	1	...	...	...	...	...	...	...	...	...	2	...	3	3	4	...	4	1	1	2
3. Spina Bifida	...	...	..	...	...	...	...	...	...	...	...	...	...	...	...	2	...	2	...	...	...	...	...	...	2	1	1	2	...	...	...	...	...	1
4. Other Malformations	1	...	1	...	...	...	...	...	...	1	...	1	...	...	...	1	...	1	2	...	2	1	...	1	6	7	3	9	10	7	3	3	9	5
5. Teething	4	...	4	4	...	4	3	...	3	3	...	3	14	...	14	8	...	8	4	...	4	9	...	9	49	32	53	47	37	52	39	56	51	59
	9	...	9	5	...	5	6	...	6	7	...	7	22	...	22	14	...	14	8	...	8	16	...	16	87	77	97	101	83	91	79	83	84	87
Order 2.																																		
1. Paramenia	...	...	...	...	...	...	...	...	...	...	...	...	...	...	...	...	...	...	...	...	...	...	...	...	...	...	...	...	3	1	1	...	...
2. Childbirth (*see* Metria)	...	2	2	...	...	...	...	1	1	...	...	...	...	1	1	...	...	...	...	...	...	...	...	...	4	3	...	3	4	...	...	1	3	8
	...	2	2	...	...	...	...	1	1	...	...	...	...	1	1	...	...	...	...	...	...	..	...	...	4	3	..	3	4	3	1	2	3	8
Order 3.																																		
1. Old Age	...	6	6	...	13	13	...	3	3	...	3	3	...	7	7	...	9	9	...	7	7	...	3	3	51	60	50	41	52	35	46	33	33	37
Order 4.																																		
1. Atrophy and Debility	15	1	16	9	...	9	10	...	10	9	1	10	35	...	35	19	1	20	27	...	27	15	...	15	142	108	101	89	119	120	122	123	126	81
Total, Class IV	24	9	33	14	13	27	16	4	20	16	4	20	57	8	65	33	10	43	35	7	42	31	3	34	284	248	248	234	258	249	248	241	246	213
Class V.—Order 1.—Accident or Negligence.																																		
1. Fractures and Contusions	...	2	2	...	23	23	...	2	2	...	1	1	...	4	4	...	1	1	...	2	2	...	...	...	35	32	36	25	20	16	30	23	32	27
2. Wounds { *a* Gunshot	...	1	1	...	...	...	...	1	1	...	...	...	...	...	...	...	1	1	...	...	...	...	...	...	} 4	5	3	2	3	2	...	6	6	3
2. Wounds { *b* Cuts	...	...	...	...	1	1	...	...	...	...	...	...	..	...	...	...	...	...	...	...	...	...	...	...										
3. Burns and Scalds	...	1	1	1	3	4	...	...	...	...	...	...	1	1	2	...	1	1	...	...	...	1	...	1	9	19	8	8	12	8	11	11	9	12
3*a*. Sunstroke	...	...	...	...	1	1	...	...	...	...	...	...	...	1	1	...	...	...	1	1	...	...	...	...	3	4	2	...	1	1	...	3	...	...
4. Poison	...	...	...	...	...	...	...	1	1	...	...	...	...	...	...	...	...	...	...	...	...	...	...	...	1	1	1	..	3	1	1	2	2	2
4*a*. Bite of Snake or Insect	...	...	...	...	...	...	...	...	...	...	...	...	...	...	...	...	...	...	...	...	...	...	...	...	...	...	...	...	...	...	...	...	...	...
5. Drowning	...	...	...	...	6	6	...	5	5	...	...	...	1	1	2	...	1	1	...	...	...	...	2	2	16	21	13	21	16	14	18	22	22	16
6. Suffocation	1	...	1	...	...	...	...	...	...	...	...	...	1	...	1	...	...	...	...	...	...	...	...	...	2	4	...	3	10	5	2	2	4	2
7. Otherwise	...	1	1	...	...	...	...	1	1	...	...	...	...	...	...	...	1	1	...	1	1	...	...	...	4	...	...	...	...	...	...	...	...	...
	1	5	6	1	34	35	...	10	10	...	1	1	3	7	10	...	5	5	...	4	4	1	2	3	74	86	63	59	65	47	62	69	75	62
Order 2.—Violent Deaths in Battle.																																		
1. Gunshot Wounds	...	...	...	...	...	...	...	...	...	...	...	...	...	...	...	...	...	...	...	...	...	...	...	...	...	...	...	...	...	...	...	...	...	...
2. Sword and Bayonet Wounds	...	...	...	...	...	...	...	...	...	...	...	...	...	...	...	...	...	...	...	...	...	...	...	...	...	...	...	...	...	...	...	...	...	...
3. Otherwise	...	...	...	...	...	...	...	...	...	...	...	...	...	...	...	...	...	...	...	...	...	...	...	...	...	...	...	...	...	...	...	...	...	...
	...	...	...	...	...	...	...	...	...	...	...	...	...	...	...	...	...	...	...	...	...	...	...	...	...	...	...	...	...	...	...	...	...	..
Order 3.—Homicide.																																		
Murder and Manslaughter	...	...	...	4	3	7	...	2	2	...	...	...	...	...	...	...	1	1	1	1	2	...	...	...	12	6	6	9	2	6	1	1	3	...
Order 4.—Suicide.																																		
1. Wounds { Gunshot	...	...	...	...	...	...	...	...	...	...	...	...	...	...	...	...	...	...	...	...	...	...	...	...	...	...	2	...	2	2	...	...	1	...
1. Wounds { Cut, Stab, &c	...	...	..	...	1	1	...	1	1	...	...	...	...	...	...	...	1	1	...	...	...	...	1	1	4	4	3	3	4	2	4	1	1	4
2. Poison	...	...	...	...	1	1	...	...	...	...	1	1	...	...	...	...	...	...	...	...	...	...	...	...	2	1	1	...	2	3	...	2	3	1
3. Drowning	...	...	...	...	...	...	...	1	1	...	...	...	...	...	...	...	...	...	...	...	...	...	...	...	1	...	..	...	...	1	..	...	...	...
4. Hanging	...	...	...	...	1	1	...	1	1	...	...	...	...	...	...	...	1	1	...	...	...	...	...	...	3	1	2	2	...	1	...	...	1	...
5. Otherwise	...	...	...	...	...	...	...	...	...	...	...	...	...	...	...	...	...	...	...	...	...	...	...	...	...	...	...	...	1	...	...	...	...	...
	...	...	...	...	3	3	...	3	3	...	1	1	...	...	...	...	2	2	...	...	...	...	1	1	10	6	8	5	8	10	4	3	6	5
Order 5.—Execution.																																		
1. Hanging	...	...	...	...	...	...	...	...	...	...	...	...	...	...	...	...	...	...	...	...	...	...	...	...	...	4	3	...	...	...	1	3	3	...
Violent Deaths (not classed)	...	...	...	...	...	...	...	...	...	...	...	...	...	...	...	...	...	...	...	...	...	...	...	...	...	...	...	...	...	...	...	...	...	...
Total, Class V	1	5	6	5	40	45	...	15	15	...	2	2	3	7	10	...	8	8	1	5	6	1	3	4	96	102	81	73	75	63	68	76	87	67
Sudden Deaths (cause unascertained)	...	...	...	...	...	...	...	...	...	...	...	...	...	...	...	...	...	...	...	...	...	...	...	...	...	...	...	...	...	...	...	...	...	...
Causes not specified, or ill-defined	...	1	1	...	1	1	...	1	1	1	1	2	...	4	4	....	3	3	...	2	2	...	1	1	15	18	20	18	18	25	60	54	56	58
Total from all Causes	112	102	214	42	403	445	118	90	208	64	84	148	222	141	363	135	149	284	124	93	217	112	86	198	2077	1800	1810	1583	1492	1511	1599	2151	1602	1729

J.

BIRTHS and DEATHS occurring at Sea, registered in the Colony of New South Wales, from 1st January to 31st December, 1874.

	Births.			Deaths.		
	Males.	Females.	Total.	Males.	Females.	Total.
Sydney...	9	10	19	49	5	54

K.

RETURN of REGISTRATION DISTRICTS, with the Names of the Persons holding the office of District Registrar.

District.	Name of Registrar.	Date of Appointment.	District.	Name of Registrar.	Date of Appointment.
1. Sydney	The Registrar General	15 Dec., 1870	46. Maitland	Daniel Carter	14 Aug., 1856
2. Balmain	William Parker, chemist	4 July, 1861	47. Manning River	Jasper Creagh, C.P.S.	15 May, 1856
3. Concord	John Watts, schoolmaster	3 Sept., 1860	48. Menindie	Rudolph Roxburgh Morriset	9 Feb., 1875
4. Glebe	John Thomas Morgan	1 April, 1868	49. Moama	Albert Davies, Telegraph-master.	1 Aug., 1874
5. Newtown	Charles Alfred Newman	9 April, 1857			
6. Paddington	Henry Gale	1 July, 1863	50. Molong	Thomas Finch, C.P.S.	10 Nov., 1871
Randwick	George B. Gough, Assistant D.R.	2 Sept., 1872	51. Morpeth	John Keating	16 Sept., 1872
			52. Moulamein	Thomas Linton	13 July, 1860
7. Redfern	Christopher Warburton	30 Oct., 1865	53. Mudgee	George Leary, C.P.S.	1 Jan., 1871
8. Waterloo	Thomas Armitage Salmon	1 April, 1874	Gulgong	Lester S. Donaldson, C.P.S., Assistant D.R.	2 Oct., 1871
9. St. George	Theophilus Henry Bolger	13 Oct., 1866			
10. St. Leonards	Robert Dalzell Ward, surgeon	28 Feb., 1856	54. Murrurundi	Geo. Gray Brodie, C.P.S.	2 Aug., 1869
11. Albury	James Chas. W. Crommelin	8 July, 1872	55. Muswellbrook	Timothy Foley, C.P.S.	1 Dec., 1867
12. Armidale	Sydney Blythe, C.P.S.	2 Aug., 1869	56. Narrabri	C. E. Smith, P.M.	16 May, 1859
13. Balranald	Richard B. Mitchell, C.P.S.	7 Feb., 1867	57. Newcastle	John Burrowes, T.C.	28 Feb., 1856
14. Bathurst	James Beuzeville	8 April, 1874	Lambton	William F. Dent, Assistant D.R.	13 Aug., 1874
15. Bega	John Davis, C.P.S.	1 Jan., 1871			
16. Berrima	Fredk. Robertson Wilshire, P.M. & C.P.S.	1 May, 1872	58. Nundle	Samuel Kermode	2 Mar., 1874
			59. Orange	William T. Evans, C.P.S.	20 Feb., 1856
17. Bombala	James Giles, C.P.S.	24 Jan., 1871	60. Parramatta	George Langley, C.P.S.	2 Aug., 1869
18. Bourke	Louis Fredk. Layard, C.P.S.	26 Oct., 1874	61. Paterson	Benjamin Newbury, surgeon	22 Mar., 1858
19. Braidwood	Ralph Clemenger, C.P.S.	2 Aug., 1869	62. Patrick's Plains	Fredk. J. Robinson	23 June, 1875
20. Brisbane Water	Thomas Cade Battley, C.P.S.	9 July, 1856	63. Penrith	John K. Cleeve, junr., C.P.S.	2 Aug., 1869
21. Broulee	W. Stewart Caswell, P.M.	28 Feb., 1856	64. Picton	Wm. Redfern Antill	30 Mar., 1857
22. Burrowa	William J. E. Wotton, C.P.S.	2 Aug., 1869	65. Port Macquarie	Robert Issell Perrott, C.P.S.	1 Oct., 1873
Grenfell	William Fox Parker, C.P.S., Assistant D.R.	17 Feb., 1870	66. Port Stephens	Thomas Laman, C.P.S.	2 Aug., 1869
			67. Queanbeyan	Fredk. B. Russell, P.M.	1 July, 1869
23. Camden	John B. Martin, C.P.S.	14 Aug., 1856	68. Raymond Terrace	William Gloag	28 Feb., 1856
24. Campbelltown	Henry Arkell Smith, C.P.S.	22 April, 1872	69. Richmond	John Ducker	5 Feb, 1862
25. Carcoar	Edward James C. North, C.P.S.	1 May, 1865	70. Richmond River	Malcolm M'Intyre Campbell, C.P.S.	26 April, 1875
26. Cassilis	John Morriss, C.P.S.	26 Mar., 1856			
27. Clarence Town	David Farquhar	30 Mar., 1857	71. Ryde	Geo. M. Pope, C.P.S.	30 Mar., 1857
28. Cooma	Samuel Robinson, C.P.S.	1 June, 1872	72. Rylstone	W. W. Armstrong, C.P.S.	5 Mar., 1857
29. Coonabarabran	Fredk. Wm. Edwards, C.P.S.	25 Nov., 1863	73. Scone	James T. Wilshire, C.P.S.	1 May, 1872
30. Cowra	John Arkins, C.P.S.	14 Nov., 1870	74. Shoalhaven	William Lovegrove, C.P.S.	2 Aug., 1869
31. Deniliquin	William Henry Hooper	1 June, 1874	75. Sofala	Charles G. Smith	1 June, 1871
32. Dubbo	Luke M'Guinn, C.P.S.	1 Aug., 1863	76. Tambaroora	James Sydney Williard, post-master.	1 June, 1872
33. Dungog	Henry Gordon, C.P.S.	1 Nov., 1859			
34. Eden	Christopher D. Hays, C.P.S.	3 Aug., 1865	Hill End	F. C. M'Arthur, C.P.S., Assistant D.R.	1 May, 1875
35. Forbes	Stephen Freeman, C.P.S	1 Sept., 1873			
Parkes	Alexr. Boswell Armstrong, C.P.S., Assistant D.R.	13 July, 1874	77. Tamworth	John M'Donald	9 May, 1859
			Gunnedah	Thos. K. Abbott, C.P.S., Assistant D.R.	1 Jan., 1873
36. Goulburn	Chas. Somerville Alexander, C.P.S.	31 Mar., 1862			
			78. Tenterfield	James Brisbane Graham, C.P.S.	19 Dec., 1870
37. Grafton	Wm. Henry Thomas, C.P.S.	1 April, 1874			
Maclean	Samuel Macnaughton, post-master, Assistant D.R.	1 June, 1872	79. Tweed River	James Bray	14 Oct., 1866
			80. Tumut	Henry Hilton	15 Jan., 1870
38. Gundagai	Archibald Scott Smith	1 Feb., 1872	81. Ulladulla	John V. Wareham, C.P.S.	2 Aug., 1869
Adelong	William J. Shelley, Assistant D.R.	1 Aug., 1872	82. Wagga Wagga	Edwin H. Tompson, C.P.S.	2 Aug., 1869
			83. Walgett	Malcolm Mactaggart, P.M., & C.P.S.	30 Jan., 1873
39. Hartley	William Patk. Macdermott, auctioneer.	25 July, 1869			
			84. Warialda	Richard H. Fitzsimons, C.P.S.	22 Nov., 1867
40. Hay	Joseph Ede Pearce, P.M.	1 June, 1874	85. Wellingrove	George Martin, C.P.S.	20 Oct., 1871
41. Inverell	Wm. Clare Cardew, C.P.S.	1 April, 1875	86. Wellington	Frederick Marsh, C.P.S.	28 April, 1862
42. Kiama	Henry Connell, junr., C.P.S.	5 June, 1863	87. Wentworth	Wm. Lyle Richardson, P.M.	1 April, 1872
43. Liverpool	William Long, schoolmaster	8 June, 1866	88. Windsor	Wm. Hy. H. Bocke, C.P.S.	1 April, 1874
44. Macdonald River	John Pescud	21 Feb., 1859	89. Wollombi	Thomas S. Townshend	31 Mar., 1862
45. Macleay River	William Henry Thornton, J.P.	29 June, 1857	90. Wollongong	Alfred A. Turner, C.P.S.	2 Aug., 1869
Bellinger River	James F. M'Carthy, P.M., Assistant D.R.	1 Feb., 1873	91. Yass	Leopold Yates, C.P.S.	17 June, 1870
			92. Young	J. R. Edwards, C.P.S.	2 Aug., 1869
Nambucca River	George Robinson, school-master, Assistant D.R.	4 Aug., 1873			

Sydney: Thomas Richards, Government Printer.—1875.

1875–6.

NEW SOUTH WALES.

VITAL STATISTICS.

TWENTIETH ANNUAL REPORT

FROM

THE REGISTRAR GENERAL, ON VITAL STATISTICS.

Presented to both Houses of Parliament by Command.

SYDNEY:
THOMAS RICHARDS, GOVERNMENT PRINTER. PHILLIP-STREET.

1876.

[2s.] 625—A

1876.

VITAL STATISTICS.

THE REGISTRAR GENERAL TO THE HONORABLE THE COLONIAL SECRETARY,

TRANSMITTING ABSTRACTS OF

MARRIAGES, BIRTHS, AND DEATHS,

FOR THE YEAR 1875.

WITH PREFATORY REPORT.

Registrar General's Office,
Sydney, 1 May, 1876.

SIR,

I have the honor to transmit the Returns of Marriages, Births, and Deaths, recorded in this Department during the year 1875.

The estimated population of the Colony on 31st December, 1875, was 606,652 souls, showing an increase on the year of 22,374, or 3·83 per cent.

The number of males was estimated at 334,461, and of females at 272,191, or 55·13 and 44·87 respectively; there were therefore 62,270 more males than females in the Colony at the close of the year 1875, the proportion of the sexes being nearly the same as in the previous year, viz., 550 to 450 per 1,000.

The births registered during the half year ended 30th June numbered 11,037, and there were 15,465 arrivals by sea, making a total addition to the population of 26,502.

The deaths recorded in the same period were 5,953, and the departures by sea numbered 10,648, in all a total of 16,601; the difference showing an increase of 9,901 for the first half of the year.

During the last six months the registered births numbered 11,491, and the arrivals by sea were 15,502, making together 26,993. For the same period the deaths were 4,818, and the departures by sea, 9,702, together 14,520. The increase for this period was 12,473 persons.

The names recorded in the various Registers of the department show a total of 619,672. There were 4,605 marriages celebrated during the year, and the number of births and deaths recorded was 22,528 and 10,771 respectively. In comparison with the previous year marriages show an increase of 262, births 350, and deaths 2,119.

4

(A.)

TABLE showing the number of MARRIAGES, BIRTHS, and DEATHS, registered in the Colony of New South Wales, during each Quarter of the Year 1875.

Quarter ended—	Marriages.	Births.			Deaths.		
		Males.	Females.	Total.	Males.	Females.	Total.
Sydney—							
31st March	324	364	384	748	465	435	900
30th June	324	425	433	858	297	263	560
30th September	297	438	359	797	295	267	562
31st December	287	368	391	759	329	322	651
TOTAL	1,232	1,595	1,567	3,162	1,386	1,287	2,673
Suburbs—							
31st March	102	359	326	685	283	250	533
30th June	114	367	373	740	159	173	332
30th September	101	409	376	785	148	147	295
31st December	109	346	352	698	240	247	487
TOTAL	426	1,481	1,427	2,908	830	817	1,647
Country Districts—							
31st March	786	1,984	1,909	3,893	1,081	668	1,749
30th June	731	2,089	2,024	4,113	1,123	756	1,879
30th September	740	2,162	2,120	4,282	962	490	1,452
31st December	690	2,069	2,101	4,170	863	508	1,371
TOTAL	2,947	8,304	8,154	16,458	4,029	2,422	6,451
New South Wales—							
31st March	1,212	2,707	2,619	5,326	1,829	1,353	3,182
30th June	1,169	2,881	2,830	5,711	1,579	1,192	2,771
30th September	1,138	3,009	2,855	5,864	1,405	904	2,309
31st December	1,086	2,783	2,844	5,627	1,432	1,077	2,509
TOTAL	4,605	11,380	11,148	22,528	6,245	4,526	10,771

MARRIAGES.

Of the total number of marriages celebrated in the Colony during the year, we find that the city contributed 26·75, suburbs 9·25, and country districts 64 per cent. The proportion of marriages to every 1,000 persons was 7·75; the average for the previons nine years being 7·86. Marriages celebrated in the city show a proportion of 13·72 to every 1,000, suburbs 5·99, and country districts 6·80. As compared with the previous year the increase in the number of marriages celebrated in Sydney, Suburbs, and Country Districts during the year was 8, 113, and 141 respectively. Looking at the Table which shows the number of marriages celebrated by each religious denomination and the Registrars, the following will be found to be the principal results: Church of England, 35·14 per cent.; Roman Catholic, 20·69; Presbyterian, 19·67; Wesleyan, 10·90; Primitive Methodist, 2·02; Congregationalist, 4·04; Baptist, 1·00; Registrars, 5·43 The increase on the previous year was as follows: Church of England, from 1,572 to 1,618; Roman Catholic, from 837 to 953; Presbyterian, from 886 to 906; Congregational, from 180 to 186; Primitive Methodist, from 60 to 93; Registrars, from 208 to 250.

(B.)

DENOMINATION.	1866.	1867.	1868.	1869.	1870.	1871.	1872.	1873.	1874.	1875.
Church of England	856	832	1,024	1,018	1,159	1,232	1,381	1,547	1,572	1,618
Roman Catholic	873	881	912	901	908	885	836	992	837	953
Presbyterian	856	767	698	663	548	648	827	914	886	906
Wesleyan	349	303	333	313	363	364	397	462	518	502
Primitive Methodist	49	49	51	58	70	60	73	60	60	93
Congregationalist	90	100	96	106	82	99	148	164	180	186
Baptist	49	38	21	25	37	30	51	44	52	46
Christian Israelite	2	.....	.....	.....	.....	.....	.....	.....	.....	.....
Unitarian	1	2	2	4	3	4	3	3	1	1
Hebrew	13	9	13	13	4	10	6	10	10	11
Protestant Episcopal	.....	.....	.....	.....	.....	.....	.....	2	5	16
Free Church of England	45	186	350	446	451	395	.....	.....	.....	.....
German Evangelical	1	3	2	2	7	4	9	7	14	17
Christians	.....	.....	1	6	1	3	3	.....	.....	4
Free Gospel Church	.....	.....	.....	1	.....	.....	.....	.....	.....	.....
Free Christian Church	.....	.....	.....	.....	.....	.....	.....	.....	.....	2
Registrars' Offices	278	256	233	243	215	219	191	179	208	250
TOTAL	3,462	3,426	3,736	3,799	3,848	3,953	3,925	4,384	4,343	4,605

MARRIAGE TABLE of Increase and Decrease.

Denomination.	1874.	1875.	1874. Per cent.	1875. Per cent.	Increase per cent.	Decrease per cent.
Church of England	1,572	1,618	36·20	35·14	.....	1·06
Roman Catholic	837	953	19·27	20·69	1·42	.....
Presbyterian	886	906	20·40	19·67	.....	0·73
Wesleyan	518	502	11·93	10·90	.....	1·03
Congregational	180	186	4·14	4·04	.....	0·10
Primitive Methodist	60	93	1·39	2·00	0·61	.....
Baptist	52	46	1·18	1·00	.....	0·18
Hebrew	10	11	0·23	0·23	.....	.....
Protestant Episcopal	5	16	0·12	0·37	0·25	.....
German Evangelical	14	17	0·32	0·38	0·06	.....
Unitarian, Christians, &c.	1	7	0·03	0·15	0·12	.....
Registrars' Offices	208	250	4·79	5·43	0·64	.....
TOTALS	4,343	4,605	100·00	100·00	3·10	3·10

The marriage registers show that out of 9,210 persons married during the year, 1,540 were minors, viz.: 118 males and 1,422 females, or 16·72 of the total number of marriages. The percentage of minors to the total number of persons married in the city is 10·71, in the suburbs 15·02; and in the country 19·44.

TABLE of Minors.

	No. of Marriages.	Minors.	
		Male.	Female.
Sydney	1,232	30	236
Suburbs	426	13	115
Country Districts	2,947	75	1,071
TOTALS	4,605	118	1,422

From the total number of persons married in the Colony in the year 1875, there were 1,129 who affixed their marks to the registers. These consisted of 500 males and 629 females. Thus 12·26 per cent. of the number of persons married could not write their names. In comparison with the previous year we find that the City shows about the same percentage, while in the Suburbs and Country Districts there is a decrease of 4·65 and 1·64 respectively.

	No. of Marriages.	Full Signatures.			Marks.			Marks per cent.
		Males.	Females.	Total.	Males.	Females.	Total.	
Sydney	1,232	1,126	1,075	2,201	106	157	263	10·67
Suburbs	426	417	407	829	9	19	28	3·28
Country Districts	2,947	2,562	2,494	5,056	385	453	838	14·21
TOTALS	4,605	4,105	3,976	8,081	500	629	1,129	12·26

The condition of those who entered into the marriage state was as follows:—Bachelors 4,153, spinsters 4,058, widowers 451, widows 547, and 1 divorced man.

TABLE of Bachelors and Spinsters, &c.

	No. of Marriages	Bachelors.	Spinsters.	Widowers.	Widows.	Divorced Man.
Sydney	1,232	1,066	1,056	165	176	1
Suburbs	426	374	385	52	41	.....
Country Districts	2,947	2,713	2,617	234	330	.....
TOTALS	4,605	4,153	4,058	451	547	1

The

(C.)

TABLE showing the number of MARRIAGES registered in the Colony of New South Wales during each quarter of the Year 1866 to 1875.

		Estimated Population at the middle of the Year.	31 March.	30 June.	30 ept.	31 Dec.	Total.	Ratio per 1,000 living.
Sydney	1866	65,580	269	277	254	242	1,042	15·88
	1867	68,587	294	277	260	246	1,077	15·70
	1868	71,310	304	321	281	286	1,192	16·71
	1869	74,310	332	330	299	314	1,275	17·15
	1870	77,131	297	313	323	302	1,235	16·01
	1871	79,540	320	325	316	255	1,216	15·28
	1872	79,745	305	256	264	230	1,055	13·23
	1873	83,000	316	346	299	297	1,258	15·15
	1874	86,213	277	339	306	302	1,224	14·19
	1875	89,796	324	324	297	287	1,232	13·72
			3,038	3,108	2,899	2,761	11,806	
Suburbs	1866	45,350	46	55	55	56	212	4·67
	1867	47,429	61	50	71	75	257	5·42
	1868	49,313	68	72	61	52	253	5·13
	1869	51,387	91	52	64	74	281	5·46
	1870	53,338	72	59	60	52	243	4·55
	1871	55,004	46	47	60	61	214	3·88
	1872	63,160	73	71	65	77	286	4·52
	1873	65,738	90	65	69	92	316	4·80
	1874	68,281	80	81	77	75	313	4·58
	1875	71,119	102	114	101	109	426	5·99
			729	666	683	723	2,801	
Country Districts	1866	308,765	555	538	573	542	2,208	7·15
	1867	322,927	565	466	552	509	2,092	6·47
	1868	335,749	582	544	602	563	2,291	6·82
	1869	349,877	574	546	572	551	2,243	6·41
	1870	363,162	646	539	576	609	2,370	6·52
	1871	374,504	657	661	630	575	2,523	6·73
	1872	384,777	679	648	613	644	2,584	6·71
	1873	400,479	729	710	685	686	2,810	7·01
	1874	415,976	689	729	707	681	2,806	6·74
	1875	433,264	786	731	740	690	2,947	6·80
			6,462	6,112	6,250	6,050	24,874	
New South Wales	1866	419,695	870	870	882	840	3,462	8·25
	1867	438,943	920	793	883	830	3,426	7·80
	1868	456,372	954	937	944	901	3,736	8·18
	1869	475,574	997	928	935	939	3,799	7·98
	1870	493,631	1,015	911	959	963	3,848	7·79
	1871	509,048	1,023	1,033	1,006	891	3,953	7·76
	1872	527,682	1,057	975	942	951	3,925	7·44
	1873	549,217	1,135	1,121	1,053	1,075	4,384	7·98
	1874	570,470	1,046	1,149	1,090	1,058	4,343	7·61
	1875	594,179	1,212	1,169	1,138	1,086	4,605	7·75
			10,229	9,886	9,832	9,534	39,481	

BIRTHS.

The number of births registered in the Colony during the year 1875 was 22,528, consisting of 11,380 males and 11,148 females, the increase on the previous year being 350, or 57 males and 293 females. The percentage of male to female births is 50·52 to 49·48, showing a difference in favour of males of 1·04. Taking the estimated population at the middle of the year, it is found that the ratio of births to every 1,000 is 37·92, and referring to table marked D, which will be found next in order, it will be seen that there has been a steady decrease in every year for the last nine years, except for the year 1873. The mean ratio for the previous nine years is 39·86, so that the decrease in the Births of 1875 is 2·14 below this average. Births registered in Sydney during the year numbered 1,595 males, and 1,567 females, in all 3,162, or 50·44 and 49·56 per cent. respectively, the numerical difference being only 28 in favour of male births, the previous year showing 135. In the suburbs registered births amounted to 2,908, comprising 1,481 males and 1,427 females, the former being 54 in excess of the latter. The percentage of male and female births to total births registered is 50·93 and 49·07 respectively. There were 16,458 births registered in the country districts, viz. :—8,304 males and 8,154 females, the former being 50·46 and the latter 49·54 per cent.

(D.)

TABLE showing the number of BIRTHS registered in the Colony of New South Wales during each Quarter of the Years 1866 to 1875.

		Estimated Population at the middle of the year.	31 March.	30 June.	30 Sept.	31 Dec.	Total.	Ratio per 1,000 living.
Sydney	1866	65,580	620	595	643	620	2,478	37·78
	1867	68,587	591	632	709	676	2,608	38·02
	1868	71,310	650	680	678	585	2,593	36·36
	1869	74,310	637	762	782	664	2,845	38·28
	1870	77,131	685	757	773	694	2,909	37·71
	1871	79,540	724	752	802	702	2,980	37·48
	1872	79,745	700	729	727	723	2,879	36·09
	1873	83,000	760	755	826	724	3,065	36·92
	1874	86,213	762	775	824	760	3,121	36·20
	1875	89,796	748	858	797	759	3,162	35·21
			6,877	7,295	7,561	6,907	28,640	
Suburbs	1866	45,350	465	527	553	534	2,079	45·84
	1867	47,429	534	557	600	598	2,289	48·26
	1868	49,313	532	557	631	557	2,277	46·17
	1869	51,387	581	679	615	644	2,519	49·02
	1870	53,338	596	679	654	617	2,546	47·73
	1871	55,004	632	652	666	651	2,601	47·28
	1872	63,160	580	612	659	585	2,436	38·56
	1873	65,738	696	700	710	657	2,763	42·03
	1874	68,281	637	713	729	708	2,787	40·80
	1875	71,119	685	740	785	698	2,908	40·89
			5,938	6,416	6,602	6,249	25,205	
Country Districts	1866	308,765	3,026	3,047	3,276	3,044	12,393	40·13
	1867	322,927	3,079	3,079	3,725	3,537	13,420	41·55
	1868	335,749	3,364	3,399	3,594	3,258	13,615	40·55
	1869	349,877	3,298	3,430	3,679	3,472	13,879	39·66
	1870	363,162	3,234	3,493	3,892	3,574	14,193	39·08
	1871	374,504	3,521	3,537	3,903	3,601	14,562	38·88
	1872	384,777	3,687	3,624	3,941	3,683	14,935	38·81
	1873	400,479	3,755	3,509	4,202	4,150	15,616	38·99
	1874	415,976	3,824	3,903	4,331	4,212	16,270	39·11
	1875	433,264	3,893	4,113	4,282	4,170	16,458	37·98
			34,681	35,134	38,825	36,701	145,341	
New South Wales	1866	419,695	4,111	4,169	4,472	4,198	16,950	40·38
	1867	438,943	4,204	4,268	5,034	4,811	18,317	41·73
	1868	456,372	4,546	4,636	4,903	4,400	18,485	40·50
	1869	475,574	4,516	4,871	5,076	4,780	19,243	40·46
	1870	493,631	4,515	4,929	5,319	4,885	19,648	39·80
	1871	509,048	4,877	4,941	5,371	4,954	20,143	39·57
	1872	527,682	4,967	4,965	5,327	4,991	20,250	38·37
	1873	549,217	5,211	4,964	5,738	5,531	21,444	39·04
	1874	570,470	5,223	5,391	5,884	5,680	22,178	38·87
	1875	594,179	5,326	5,711	5,864	5,627	22,528	37·92
			47,496	48,845	52,988	49,857	199,186	

The number of Illegitimate Births registered in the Colony in the year 1875, was 947, which gives a percentage of 4·20 to total births, and is about the same proportion as was found for the previous year. Comparing these births to the population, it will be found that the proportion is 1·08 per 1,000, which is slightly under the figures for the previous year.

In Sydney the proportion per 1,000 was 2·89, Suburbs 1·19, and in Country 1·39.

(E.)

TABLE showing the number of CHILDREN born out of WEDLOCK in the Colony of New South Wales, from 1st January, 1866, to 31st December, 1875.

Year.	Sydney.			Suburban.			Country Districts.			Total.		
	Males.	Females.	Total	Males.	Females.	Total.	Males.	Females.	Total.	Males.	Females.	Total.
1866.....	79	78	157	21	30	51	203	215	418	303	323	626
1867.....	65	77	142	32	33	65	232	231	463	329	341	670
1868.....	67	82	149	30	28	58	253	239	492	350	349	699
1869.....	106	78	184	29	28	57	274	228	502	409	334	743
1870.....	90	95	185	52	38	90	250	230	480	392	363	755
1871.....	105	101	206	30	31	61	259	256	515	394	388	782
1872.....	94	88	182	34	32	66	287	281	568	415	401	816
1873.....	98	101	199	42	44	86	293	311	604	433	456	889
1874.....	117	124	241	40	48	88	305	301	606	462	473	935
1875.....	132	128	260	41	44	85	321	281	602	494	453	947
	953	952	1,905	351	356	707	2,677	2,573	5,250	3,981	3,881	7,862

During

808810

During the year 1875, there were 200 cases of Twins, in one of which one of the children was still-born, thus leaving 399 children registered under this class. The number of each sex was 180 males and 219 females. The percentage of children born as twins is 1·77 of total number of births.

(F.)

TABLE showing the number of TRIPLETS and TWINS born in the Colony of New South Wales from 1st January, 1866, to 31st December, 1875.

Year.	Triplets.				Twins.			
	No. of Cases.	Males.	Females.	Total.	No. of Cases.	Males.	Females.	Total.
1866	2	2	4	6	151	141	155	296*
1867	.....	.....	.....	.....	158	148	166	314†
1868	3	7	2	9	162	174	150	324
1869	4	6	6	12	165	161	169	330
1870	2	1	5	6	188	189	187	376
1871	1	2	1	3	194	198	190	388
1872	5	7	8	15	179	173	183	356†
1873	1	.....	3	3	189	204	173	377‡
1874	4	9	3	12	177	182	171	353‡
1875	1	.....	3	3	200	180	219	399‡
	23	34	35	69	1,763	1,750	1,763	3,513

* Six stillborn not registered. † Two stillborn. ‡ One stillborn.

DEATHS.

The number of deaths recorded in the year amounted to 10,771, being 2,119 in excess of the year preceding. Male deaths numbered 6,245, and female 4,526, the former exceeding the latter by 1,719. The percentage to total deaths of males is 57·98, and of females 42·02. The mortality of the Colony was at the rate of 18·12 per 1,000 of population, which shows an increase of 2·96 per 1,000 over the rate of 1874; in fact only once has the death rate of the year 1875 been exceeded in the decade, viz., in the year 1867. The ratio for the preceding nine years is 15·12, which comes to nearly the same as the rate for the year 1874. The percentage of deaths registered in each quarter to the total number of deaths is as follows:—March, 29·54; June, 25·73; September, 21·43; December, 23·30.

In Sydney the deaths registered during the year numbered 1,386 males and 1,287 females, in al 2,673. This amounts to 29·76 per 1,000 of estimated population, and is 5·67 in excess of the mortality of the previous year, and 5·74 of the mean of the previous nine years. The number of deaths registered in the Suburbs was 1,647, viz.—830 males and 817 females, or 23·15 per 1,000 of population. Here again we find that the rate of the previous year is exceeded by 5·59, and that of the previous nine years by 4·68. There were 6,451 deaths registered in the Country Districts, consisting of 4,029 males and 2,422 females, which gives a proportion of 14·89 per 1,000, and 1·97 over the figures for the previous year, and 1·91 over the mean of the nine years preceding. The percentage of male to female deaths, registered in each of the divisions, is as follows:—Sydney, males 51·85, females 48·15; Suburbs, males 50·39, females 49·61; Country Districts, males 62·46, females, 37·54. Thus the mortality of males is greater in the City to that of females by 3·70, in the Suburbs by 0·78, and in the Country by 24·92.

(G.)

TABLE showing the number of DEATHS registered in the Colony of New South Wales, during each Quarters of the Years 1866 to 1875.

		Estimated population at the middle of each Year.	31 Mar.	30 June.	30 Sept.	31 Dec.	Total.	Ratio per 1,000, living.
Sydney	1866	65,580	389	412	347	454	1,602	24·42
	1867	68,587	583	797	330	441	2,151	31·36
	1868	71,310	413	410	349	427	1,599	22·42
	1869	74,310	371	354	377	409	1,511	20·33
	1870	77,131	386	355	337	414	1,492	19·34
	1871	79,540	332	362	439	450	1,583	19·90
	1872	79,745	477	398	438	497	1,810	22·69
	1873	83,000	468	430	408	494	1,800	21·68
	1874	86,213	460	401	492	724	2,077	24·09
	1875	89,796	900	560	562	651	2,673	29·76
			4,779	4,479	4,079	4,961	18,298	

TABLE G, showing the number of DEATHS, &c.—*continued.*

		Estimated Population at the middle of each Year.	31 Mar.	30 June.	30 Sept.	31 Dec.	Total.	Ratio per 1,000, living.
Suburbs	1866	45,350	220	256	174	316	966	21·31
	1867	47,429	292	551	243	300	1,386	29·22
	1868	49,313	216	247	215	278	956	19·59
	1869	51,387	240	·226	220	245	931	18·11
	1870	53,338	200	193	187	210	790	14·81
	1871	55,004	182	169	247	285	883	16·05
	1872	63,160	244	184	192	295	915	14·48
	1873	65,738	213	248	249	287	997	15·16
	1874	68,281	298	291	262	348	1,199	17·56
	1875	71,119	533	332	295	487	1,647	23·15
			2,638	2,697	2,284	3,051	10,670	
Country Districts	1866	308,765	1,467	1,351	993	982	4,793	15·52
	1867	322,927	1,312	1,226	1,346	1,210	5,094	15·77
	1868	335,749	1,335	1,273	1,027	1,035	4,670	13·90
	1869	349,877	1,216	1,141	940	952	4,249	12·14
	1870	363,162	1,216	1,122	994	944	4,276	11·77
	1871	374,504	988	949	969	1,035	3,941	10·52
	1872	384,777	1,418	1,134	1,110	1,081	4,743	12·32
	1873	400,479	1,326	1,180	1,169	1,139	4,814	12·02
	1874	415,976	1,350	1,409	1,309	1,308	5,376	12·92
	1875	433,264	1,749	1,879	1,452	1,371	6,451	14·89
			13,377	12,644	11,309	11,057	48,407	
New South Wales	1866	419,695	2,076	2,019	1,514	1,752	7,361	17·53
	1867	438,943	2,187	2,574	1,919	1,951	8,631	19·66
	1868	456,372	1,964	1,930	1,591	1,740	7,225	15·83
	1869	475,574	1,827	1,721	1,537	1,606	6,691	14·06
	1870	493,631	1,802	1,670	1,518	1,568	6,558	13·28
	1871	509,048	1,502	1,480	1,655	1,770	6,407	12·58
	1872	527,682	2,139	1,716	1,740	1,873	7,468	14·15
	1873	549,217	2,007	1,858	1,826	1,920	7,611	13·85
	1874	570,470	2,108	2,101	2,063	2,380	8,652	15·16
	1875	594,179	3,182	2,771	2,309	2,509	10,771	18·12
			20,794	19,840	17,672	19,069	77,375	

Out of the total number of deaths in the year 1875 (10,771), we find that 4,958 or 46·03 per cent. were those of children under the age of 5 years. The mean infantile mortality for the preceding nine years is 43·88, so that the percentage of the year under consideration is in excess by 2·15. Comparing deaths under five years with deaths registered in Sydney, it will be seen that there were 1,264 of the former to 2,673 of the latter, or 47·29 to 52·71 per cent. In the Suburbs, out of a total of 1,647 of these deaths 913 were under age of five years, giving a percentage of 55·43; and in the Country, from a total of 6,451 deaths, there were 2,781 or 43·10 per cent. Deaths in this class then exceeded those of the previous year by 2·57 in Sydney, and by 2·79 in the Country, while the Suburbs show a decrease of 0·61.

(H.)

INFANTILE MORTALITY.

Year.	Total Deaths of the Year.	Total Deaths under 5 years.	Percentage of total Deaths under 5 years to Deaths of the year.	Sydney.			Suburbs.			Country Districts.		
				Total Deaths of Year.	Deaths under 5 years.	Percentage of Deaths under 5 years to total Deaths.	Total Deaths of Year.	Deaths under 5 years.	Percentage of Deaths under 5 years to total Deaths.	Total Deaths of Year.	Deaths under 5 years.	Percentage of Deaths under 5 years to total Deaths.
1866	7,361	3,292	44·72	1,602	717	44·75	966	535	55·38	4,793	2,040	42·56
1867	8,631	4,574	52·99	2,151	1,262	58·67	1,386	925	66·73	5,094	2,387	46·85
1868	7,225	3,105	42·97	1,599	748	46·77	956	512	53·55	4,670	1,845	39·50
1869	6,691	2,973	44·43	1,511	712	47·12	931	553	59·39	4,249	1,708	40·19
1870	6,558	2,803	42·74	1,492	673	45·10	790	411	52·02	4,276	1,719	40·20
1871	6,407	2,705	42·21	1,583	743	46·93	883	487	55·15	3,941	1,475	37·42
1872	7,468	3,203	42·91	1,810	815	45·02	915	503	54·97	4,743	1,885	39·74
1873	7,611	2,924	38·42	1,800	719	39·94	997	510	51·15	4,814	1,695	35·62
1874	8,652	3,768	43·55	2,077	929	44·72	1,199	672	56·04	5,376	2,167	40·31
1875	10,771	4,958	46·03	2,673	1,264	47·29	1,647	913	55·43	6,451	2,781	43·10
	77,375	34,305		18,298	8,582		10,670	6,021		48,407	19,702	
Mean of 10 years	7,737	3,430		1,829	858		1,067	602		4,840	1,970	

Comparing

Comparing deaths under 5 years with total deaths in each Ward of the City, it will be seen that Denison Ward is at the head of the list with a percentage of 64·53, and that Fitzroy Ward shows the lowest figures at 46·91. The Infirmary is situate in Bourke Ward and on that account is not considered. Continuing this comparison with each of the Metropolitan Divisions we find the following results:—Waterloo, 68·04; Glebe, 63·52; Balmain, 61·43; Redfern, 60·90; Paddington, 54·06; Newtown, 52·90; Concord, 44·70; St. George, 39·00; St. Leonards, 35·90; Randwick, 32·26.

TABLE showing the BIRTHS and DEATHS of Males and Females registered in each Ward of the City of Sydney, from the 1st January, to the 31st December, 1875, distinguishing the Deaths under 5 years of age.

Wards.	Population, Census, 1871.	Births.			Deaths.						Total Deaths.
					Under 5 years.			Above 5 years.			
		Males.	Females.	Total.	Males.	Females.	Total.	Males.	Females.	Total.	
1.—Gipps	8,969	191	189	380	70	72	142	67	44	111	253
2.—Bourke	5,257	62	56	118	31	34	65	276	179	455	520†
3.—Brisbane	7,269	128	143	271	50	53	103	65	42	107	210
4.—Macquarie	7,945	147	133	280	39	54	93	39	53	92	185
5.—Cook	14,694	364	392	756	168	142	310	110	112	222	532
6.—Fitzroy	12,000	247	214	461	84	98	182	100	106	206	388
7.—Phillip.....	8,154	222	243	465	91	87	178	48	63	111	289
8.—Denison	10,135	234	197	431	99	92	191	49	56	105	296
Totals.....	*74,423	1,595	1,567	3,162	632	632	1,264	754	655	1,409	2,673

* Exclusive of the Islands in Port Jackson.
† 310 of these deaths (226 males and 84 females) occurred in the Sydney Infirmary.

(I.)

Ward.	Percentage of— Deaths under 5 years to total Deaths in each Ward.										Deaths under 5 years to Births in each Ward.										Total Deaths to Births in each Ward.										Total Deaths to Population in each Ward. (Census 1861 and 1871.)									
	1866.	1867.	1868.	1869.	1870.	1871.	1872.	1873.	1874.	1875.	1866.	1867.	1868.	1869.	1870.	1871.	1872.	1873.	1874.	1875.	1866.	1867.	1868.	1869.	1870.	1871.	1872.	1873.	1874.	1875.	1866.	1867.	1868.	1869.	1870.	1871.	1872.	1873.	1874.	1875.
1. Gipps	54·43	62·80	57·70	53·75	51·53	57·05	48·48	45·39	52·34	56·13	26·13	50·99	25·79	22·16	19·30	22·82	22·47	20·96	29·71	37·37	48·01	81·16	44·64	41·23	37·46	40·00	46·34	46·17	56·76	66·58	2·34	3·94	2·13	2·21	1·81	1·75	1·84	1·81	2·38	2·82
*2. Bourke	18·23	21·71	17·84	13·62	11·41	13·01	13·53	10·74	9·44	12·50	33·68	43·65	28·69	25·78	26·62	35·07	40·16	36·52	36·21	55·09	...	...	...	...	...	...	...	...	...	...	6·78	7·68	7·17	5·84	6·28	6·86	6·88	7·43	8·46	9·89
3. Brisbane	52·12	69·30	55·77	55·40	50·72	58·82	47·91	39·86	56·73	49·05	35·36	55·12	34·52	26·79	24·47	27·30	23·09	18·91	41·99	38·01	67·07	59·52	61·90	48·36	48·25	46·41	48·16	47·43	74·02	77·49	2·61	3·20	2·47	2·34	2 18	1·87	1·98	2·03	2·86	2·89
4. Macquarie	48·30	67·24	45·26	55·26	46·96	53·02	51·87	46·71	43·24	50·27	24·74	47·85	25·74	28·00	16·48	21·16	25·27	22·45	22·94	33·21	57·05	71·17	56·88	50·66	35·10	39·78	48·71	44·36	53·05	66 07	2·14	2·57	2·10	1·68	1·46	1·37	1·67	1·72	1·86	2·33
5. Cook	55·8	67·77	58·29	55·15	63·72	57·14	55·62	53·77	61·16	58·27	31·32	43·50	30·52	21·61	22·49	18·93	27·51	23·95	30·62	41·00	56·60	64·16	52·37	39·19	35·30	33·12	49·45	44·54	50·07	70·37	2·38	2·92	2·40	2·34	2·60	1·48	2·18	2·25	2·47	3·62
6. Fitzroy	47·15	61·54	54·62	54·61	49·66	52·57	42·75	39·14	47·53	46·91	24·18	40·13	28·41	25·62	25·21	31·56	27·00	23·11	28·72	39·48	51·28	65·21	52·02	46·92	50·77	60·04	63·15	59·03	60·42	84·16	2·72	3·55	3·05	2·57	2·70	2·26	2·30	2·15	2·37	3·23
7. Phillip	59·44	71·20	55·81	54·44	59·37	65·62	57·47	53·84	57·14	61·59	32·07	62·24	29·26	30·43	26·76	29·34	27·47	23·09	27·55	38·28	53·95	87·41	52·44	55·90	45·07	44·56	47·80	42·89	48·22	62·15	2·41	4·34	2·18	3·04	2·70	1·96	2·13	2·07	2·66	3·54
8. Denison	53·03	73·00	57·14	60·00	54·60	56·27	64·41	54·18	56·56	64·53	29·63	51·33	27·96	24·05	22·13	22·98	39·89	25 82	26·48	44·31	53·86	70·32	48·93	40·09	40·54	40·75	61·94	47·65	46 81	68·68	2·24	3·26	1·99	2·11	2·02	1·69	2 33	2·00	1·95	2·92

*The Infirmary is situated in Bourke Ward.

(J.)

District.	Per centage of— Deaths under 5 years to total Deaths in in each District.										Deaths under 5 years to Births in each District.										Total Deaths to Births in each District.										Total Deaths to Population in each District. (Census 1861 and 1871.)									
	1866.	1867.	1868.	1869.	1870.	1871.	1872.	1873.	1874.	1875.	1866.	1867.	1868.	1869.	1870.	1871.	1872.	1873.	1874.	1875.	1866.	1867.	1868.	1869.	1870.	1871.	1872.	1873.	1874.	1875.	1866.	1867.	1868.	1869.	1870.	1871	1872.	1873.	1874.	1875.
1. Sydney	44·75	58·67	46·77	47·12	45·10	46·93	45·02	39·94	44·72	47·29	28·93	48·39	28·84	25·02	23·13	24·93	28·30	23·49	29·76	39·97	64·65	82·48	61·66	53·11	51·28	53·12	62·86	58 72	66·55	84·53	2·82	3·78	2·81	2·65	1·93	2·07	2·37	2·36	2·72	3·50
2. Balmain	52·52	69·23	52·08	62·88	52·94	58·06	61·54	57·62	64·62	61·43	22·51	35·04	20·74	19·74	18·30	17·76	22·00	18·88	25·06	33·24	42 85	51·18	39·83	31·39	34·57	30 60	35·73	32·77	38·78	54·12	2·51	3·29	2·43	2·46	2 58	1·35	1·52	1·71	2·13	3·05
3. Glebe	54·13	64·89	56·52	65·67	60·16	52·87	53·93	49·07	57·44	63·52	29 75	51·96	30·11	27·93	24·58	16·91	17·84	17·32	27·93	33·44	54·96	80·07	53·28	42·54	40·86	31·98	33·08	35·29	48 62	52·64	3·58	6·06	3·71	3·61	3·31	1·52	1·55	1·88	2·46	2·77
4. Newtown	46·06	66·11	51·16	54 02	41·77	53·12	47 36	52·41	57·83	52·90	19·90	39·21	22·33	20·43	12·17	19·10	18·15	19·95	23·13	39·24	43·20	59·31	43·65	37·82	29·15	35·95	38·32	38·05	40·00	74·19	2·10	2·85	2·03	2·05	1·86	1·45	1·67	1·83	2·09	3·69
5. Redfern	61·86	76·00	58·51	68·16	63·15	66·40	65·51	55·15	57·00	60·90	26·54	45·24	24·49	25·49	19·41	23·38	24·35	22·75	23·72	32·00	42·91	59·52	41·86	37·40	30·73	35·21	37·17	41·25	41·63	52·50	3·52	5·60	4·03	3·65	3·11	1·98	1·79	2·03	2·21	2·72
*6. Waterloo	...	...	...	...	...	...	66·94	57·14	67·54	68·04	...	...	...	...	...	...	27·27	24·43	33·44	36·87	...	...	...	...	...	...	40·74	42·76	49 50	54·19	...	...	...	...	...	...	1·91	2·10	2·39	3·08
7. Paddington	57·31	57·34	48·76	53·48	45·37	54·60	52·72	44·56	51·04	54·06	30·53	41·80	21·29	22·44	13·00	20·75	24·54	16·14	26·07	32·33	53·27	72·95	43·66	41·95	28·64	38·00	46·61	36·14	51·07	59·81	2·51	3·93	2·38	2·53	1·58	1·33	1·44	1·31	1·98	2·27
* Randwick	...	...	...	...	...	...	18·18	40·00	33·33	32·26	...	...	...	...	...	...	18·18	13·33	17·64	37·03	...	...	...	...	...	...	...	33·33	53·00	...	...	...	...	...	...	...	...	1 04	1·79
8. Concord	52·63	54·54	39·13	52·17	36·73	43·90	44·67	50·00	40·10	44·70	25·00	23·62	15·12	18·90	12·94	12·58	16·28	15·13	13·12	23·89	47·50	43·30	38·65	36·22	35·25	28·67	37·20	30·26	32·50	53·46	2·46	2·33	1·95	1·95	2·07	1·16	1·33	1·30	1·47	2·41
9. St. George	51·22	64·96	56·36	50·49	55·40	39·80	53·35	37·09	48·43	39·00	26·25	32·84	23·56	16·45	13·89	12·19	15·58	11·16	16·06	21·10	51·25	50·55	42·58	32·58	25·08	30·62	22·72	30·10	33·16	54·13	2·17	2·43	1·94	1·79	1·31	1·16	0·84	1·16	1·19	2·21
10. St. Leonards	56·89	68·42	47·91	46·94	34·78	45·45	32·72	48·33	44·94	35·90	19 52	33·33	12·63	14·11	8·51	16·21	9·27	14·35	19·51	13·40	34·32	48·72	26·37	30·06	24·46	35·67	28·35	30·00	43·41	37·32	1·67	2·20	1·39	1·42	1·33	1·28	1·07	1·16	1 73	1·52

*Waterloo was not created a separate Registry District till January, 1872; and Randwick a Sub-district of Paddington in September, 1872.

	Population, Census, 1871.	Births.	Deaths under 5.	Total Deaths.
1. Sydney...	76,159	3,162	1,264	2,673
2. Balmain	6,886	388	129	210
3. Glebe	5,721	302	101	159
4. Newtown	7,922	395	155	293
5. Redfern	8,092	419	134	220
6. Waterloo	6,306	358	132	194
7. Paddington }	1,141	433	140	259
Randwick }		27	10	31
8. Concord	3,520	159	38	85
9. St. George	5,340	218	46	118
10. St. Leonards	5,126	209	28	78

By referring to the table now preceding, of the classification of diseases which have proved fatal during the year in the Colony, it will be seen that *Zymotic* Diseases show a percentage of 29·46, which is 7·08 higher than the previous year. Under this class Miasmatic Diseases alone account for 27·12. Though this percentage is no doubt high, yet it falls short of that for the year 1867 by 3·73; but exceeds the figures of the previous year by 7·08, and also the average of the decade by 5·43. *Constitutional* diseases account for 11·46 per cent. of total deaths, and are a shade lower than the previous year. *Local* diseases amount to 35·62 of total deaths, and are lower by 4·47 than the previous year. The percentage of deaths under the class *Developmental* is 16·19, being nearly the same as in the preceding year. Under the head of *Violence* it will be seen that the percentage is reduced from 7·80 to 6·74.

(K.)

	1866. Per-centage.	1867. Per-centage.	1868. Per-centage.	1869. Per-centage.	1870. Per-centage.	1871. Per-centage.	1872. Per-centage.	1873. Per-centage.	1874. Per-centage.	1875. Per-centage.
CLASS I.—ZYMOTIC DISEASES.										
Order 1.—Miasmatic Diseases—Scarlatina, Measles, Diphtheria, Dysentry, Fevers, &c. ...	26·27	33·19	22·85	20·41	17·37	16·58	19·09	15·52	20·09	27·12
2.—Enthetic Diseases—Syphilis, Gonorrhœa, &c. ...	0·46	0·24	0.47	0·19	0·26	0·28	0·36	0·46	0·34	0·23
3.—Dietic Diseases—Privation, Scurvy, Delirium Tremens, &c. ...	1·85	1·19	1·77	1·60	0·98	1·16	1·29	1·59	1·50	1·66
4.—Parasitic Diseases, Thrush, Worms, &c.	0·54	0·45	0·40	0·30	0·34	0·36	0·29	0·28	0·45	0·39
	29·12	35·07	25·49	22·50	18·95	18·38	21·03	17·85	22·38	29·46
CLASS II.—CONSTITUTIONAL.										
Order 1.—Diathetic Diseases—Gout, Dropsy, Cancer, &c. ...	2·93	2·66	3·34	3·62	3·52	4·03	4·09	4·27	3·69	3·24
2.—Tubercular Diseases—Scrofula, Phthisis, Hydrocephalus, &c. ...	7·85	6·91	7·70	7·53	9·01	9·24	9·52	8·78	8·74	8·22
	10·78	9·57	11·04	11·15	12·53	13·27	13·61	13·05	12·43	11·46
CLASS III.—LOCAL.										
Order 1.—Nervous—Apoplexy, Paralysis, Insanity, Convulsions, Cephalitis, Brain Disease, &c. ...	12·30	11·88	14·16	14·09	14·44	15·36	15·33	15·50	14·62	12·13
2.—Circulation—Pericarditis, Aneurism, Heart Disease, &c. ...	4·24	3·62	4·04	5·16	6·08	5·85	5·01	5·99	5·73	4·61
3.—Respiratory—Bronchitis, Pneumonia, Asthma, Pleurisy, &c. ...	7·32	8·49	9·23	10·12	9·64	10·47	9·35	10·87	11·34	10·13
4.—Digestive—Gastritis, Enteritis, Peritonitis, Hernia, &c. ...	6·43	5·93	6·08	6·83	6·67	7·10	6·81	7·15	6·31	6·64
5.—Urinary—Nephritis, Ischuria, Diabetes, &c. ...	0·76	0·71	0·97	1·27	1·18	1·64	1·42	1·60	1·68	1·62
6.—Generation—Ovarian Dropsy, Uterus Diseases, &c. ...	0·31	0·27	0·43	0·46	0·24	0·34	0·47	0·25	0·17	0·21
7.—Joints—Arthritis, Ostitis, Periostitis, &c.	0·27	0·16	0·15	0·15	0·12	0·14	0·12	0·14	0·11	0·18
8.—Integumentary—Phlegmon, Ulcer, Skin Disease, &c. ...	0·46	0·28	0·26	0·33	0·21	0·19	0·23	0·06	0·13	0·10
	32·09	31·34	35·32	38·41	38·58	41·09	38·44	41·56	40·09	35·62
CLASS IV.—DEVELOPMENTAL.										
Order 1.— Children — Cyanosis, Spina-Bifida, Teething, &c. ...	5·45	4·63	5·15	5·47	5·46	4·62	5·06	4·32	4·36	4·68
2.—Adults—Paramenia, Childbirth, &c. ...	0·63	0·03	0·49	0·69	0·70	0·80	0·49	0·74	1·00	0·98
3.—Old People—Old Age, &c. ...	3·07	2·49	5·23	4·95	5·32	5·26	5·54	6·42	5·13	4·96
4.—Nutrition—Atrophy, Debility ...	9·08	7·38	6·98	7·13	7·37	6.54	6·25	7·06	6·27	5·57
	18·23	14·53	17·85	18·24	18·85	17·22	17·34	18·54	16·76	16·19
CLASS V.—VIOLENCE.										
Order 1.—Accident or Negligence—Fractures, Contusions, Burns, Drowning, Suffocation, Wounds, &c. ...	7·25	6·98	7·71	7·67	9·68	8·67	7·91	7·82	6·84	6·02
2.—Wounds in Battle—Gunshot Wounds, Sword, Bayonet, or other Wounds ...	...	...	...	...	...	...	...	...	...	...
3.—Homicide—Murder and Manslaughter...	0·29	0·13	0·26	0·21	0·13	0·34	0·27	0·24	0·28	0·15
4.—Suicide—Poison, Drowning, Hanging, &c.	0·34	0·46	0·55	0·57	0·53	0·44	0·55	0·46	0·65	0·48
5.—Execution—Hanging ...	0·08	0·05	0·06	...	...	0·03	0·07	0·05	0·03	0·02
Unclassified—Violent Deaths ...	...	...	...	...	...	...	...	...	...	0·07
	7·96	7·62	8·58	8·45	10·34	9·48	8·80	8·57	7·80	6·74
Unspecified ...	1·82	1·87	1·72	1·25	0·75	0·56	0·78	0·43	0·54	0·59

By

By way of comparing the deaths from some of the principal diseases to the total number of deaths registered in Sydney, Suburbs, and Country Districts respectively, I give the following percentage table :—

	Sydney.	Suburbs.	Country.		Sydney.	Suburbs.	Country.
Measles	6·06	6·13	7·58	Apoplexy	2·50	1·94	1·78
Scarlatina	3·92	6·98	1·11	Convulsions	3·96	4·98	4·45
Typhus and Infantile Fever	2·80	2·50	2·82	Heart Disease, &c.	4·03	4·12	4·09
Dysentery	1·08	0·85	2·65	Bronchitis	3·96	4·25	4·00
Diarrhœa	7·77	8·74	3·78	Pneumonia	3·96	3·82	3·76
Delirium Tremens and Intemperance	1·38	0·24	0·88	Premature birth	2·50	1·45	2·18
				Teething	1·53	3·09	2·29
Dropsy	0·56	0·54	1·44	Old age	2·28	2·80	6·62
Tabes Mesenterica	2·13	2·73	1·30	Atrophy and Debility	6·06	8·98	4·49
Phthisis	7·52	6·37	4·71				
Cephalitis	2·28	2·18	1·30				

The total number of deaths from the diseases specified below, as well as the number of deaths under 5 years, which have been registered during the year in Sydney, Suburbs, and Country Districts, will be seen on reference to the following Table :—

Zymotic Diseases.	Sydney.		Suburbs.		Country Districts.	
	No. of Deaths.	Deaths under 5 years.	No. of Deaths.	Deaths under 5 years.	No. of Deaths.	Deaths under 5 years.
Measles	162	144	101	73	489	355
Scarlatina	105	76	115	82	82	46
Diphtheria	36	30	12	12	117	59
Croup	27	19	24	20	76	66
Whooping Cough	.....	.....	2	2	102	95
Typhus and Infantile Fever	75	15	41	10	182	55
Erysipelas	26	4	24	8	36	6
Influenza	6	3	3	1	48	36
Metria	18	.....	14	.....	15	.....
Dysentery	29	5	14	10	171	100
Diarrhœa	208	164	144	118	244	204
Cholera	20	13	5	5	25	21
Rheumatism	14	.....	7	.....	37	2
Delirium Tremens	17	.....	.....	.....	8	.....
Intemperance	20	.....	4	.....	49	.....
Thrush	7	7	4	24	24	24
Constitutional Diseases.						
Dropsy	15	1	9	1	93	15
Cancer	44	.....	19	1	118	.....
Tumour	2	.....	3	.....	23	1
Tabes Mesenterica	57	56	45	45	84	83
Phthisis	201	8	105	4	304	11
Hydrocephalus	19	18	4	4	29	29
Local Diseases.						
Cephalitis	61	52	36	33	84	69
Apoplexy	67	.....	32	1	115	.....
Paralysis	24	.....	13	.....	89	1
Insanity	.....	.....	1	.....	47	.....
Epilepsey	9	1	17	.....	49	.....
Convulsions	106	101	82	77	352	352
Brain disease, &c.	41	1	17	1	61	5
Heart disease, &c.	107	2	68	4	264	8
Bronchitis	106	57	70	53	258	150
Pneumonia	106	53	63	38	244	99
Congestion of Lungs—Pulmonary	13	6	21	13	46	25
Lung disease, &c.	11	2	11	1	36	4
Asthma	11	.....	11	.....	32	2
Gastritis	35	29	9	5	32	13
Enteritis	38	22	32	23	148	77
Peritonitis	20	2	9	.....	28	1
Hepatitis	23	1	13	3	30	1
Liver disease, &c.	51	2	17	2	86	6
Nephria	32	3	11	1	11	1
Developmental.						
Premature birth	67	67	24	24	141	141
Teething	41	41	51	51	148	148
Childbirth	30	.....	7	.....	65	.....
Old age	61	.....	46	.....	427	.....
Atrophy and debility	162	162	148	147	290	289

The

The next and last Table gives the mean number of deaths in Sydney for each month of the year of the decade, together with the mean temperature, rainfall &c., &c.

(L.)

Period.	No. of Deaths.	Mean Temperature.	Mean height of Barometer.	Rain.		Mean amount of Ozone.
				Depth.	Days.	
January	180	71·4	29·929	4·03	14	4·6
February	147	70·6	29·985	7·24	16	4·5
March	149	68·7	30·082	6·66	16	4·7
April	157	64·9	30·112	6·25	13	5·0
May	155	58·9	30.111	6·92	15	5·0
June	135	55·4	30·102	6·10	12	5·2
July	142	52·6	30·141	3·74	10	5·3
August	142	54·7	30·094	1·64	9	5·0
September	124	58·5	30·057	1·64	10	5·4
October	139	64·1	29·998	2·53	13	5·4
November	158	66·6	29·950	3·63	12	5·3
December	199	70·4	29·910	2·54	11	4·7
Mean of 12 months	153	63·0	30·040	4·41	13	5·0

Having now briefly reviewed the principal results disclosed by the Statistics of Marriages, Births, and Deaths for the year 1875,

I have the honor to be,
Sir,
Your obedient servant,
E. G. WARD,
Registrar General.

INDEX TO TABLES.

	PAGE.
Births—	
Quarterly Abstract (1875)	4
„ „ (1866 to 1875)	6
Children out of Wedlock	7
Triplets and Twins	8
In the Colony	16
In each District	16
In each Ward of the City, in proportion to Deaths, &c.	11
In each Suburban District	11
At Sea, registered in the Colony	59
In each Ward of the City	10
Deaths—	
Quarterly Abstract (1875)	4
„ „ (1866 to 1875)	8
In the Colony	16
In each District	16
In each Ward of the City, in proportion to Births, &c.	11
In each Suburban District	11
Infants, 1866 to 1875	9
Males, at Ages, New South Wales, with Diseases and Ages	19
„ „ City of Sydney, „ „	28
„ „ Suburban Districts „ „	37
„ „ Country Districts „ „	46
Females „ New South Wales „ „	22
„ „ City of Sydney „ „	31
„ „ Suburban Districts „ „	40
„ „ Country Districts „ „	49
Both Sexes „ New South Wales „ „	25
„ „ City of Sydney „ „	34
„ „ Suburban Districts „ „	43
„ „ Country Districts „ „	52
From each Cause, in the City of Sydney	56
Monthly Mortality	55
At Sea, registered in the Colony	59
Mortality, Temperature, &c.	14
Diseases classified (1866, 1867, 1868, 1869, 1870, 1871, 1872, 1873, 1874, and 1875, compared)	12
In each Ward of the City	10
Marriages—	
Quarterly Abstract (1875)	4
„ „ (1866 to 1875)	6
In the Colony	16
In each District	16
Denominations (1875)	18
„ (1866 to 1875)	4
Registration Districts and District Registrars	59
Temperature, Height of Barometer, Rain, &c. (1866 to 1875)	14

APPENDIX.

A.

TABLE showing the number of MARRIAGES, BIRTHS, and DEATHS registered in the Colony of New South Wales, during the year ended 31st December, 1875.

	Marriages.	Births.			Deaths.		
		Males.	Females.	Total.	Males.	Females.	Total.
Sydney	1,232	1,595	1,567	3,162	1,386	1,287	2,673
Suburban Districts	426	1,481	1,427	2,908	830	817	1,647
Metropolitan	1,658	3,076	2,994	6,070	2,216	2,104	4,320
Country Districts	2,947	8,304	8,154	16,458	4,029	2,422	6,451
	4,605	11,380	11,148	22,528	6,245	4,526	10,771

B.

TABLE showing the MARRIAGES, BIRTHS, AND DEATHS registered in each District of the Colony of New South Wales, during the year ended 31 December, 1875.

Districts.	Population, Census 1871.	Marriages.	Total.		Births.				Deaths.		Excess of Births over Deaths.
			Births.	Deaths.	Including Illegitimate Births.		Illegitimate Births.				
					M.	F.	M.	F.	M.	F.	
I.—NORTH EASTERN.											
1. Richmond River	4,528	31	229	49	109	120	1	...	33	16	180
2. Tweed River	449	.....	10	4	5	5	...	1	2	2	6
3. Grafton	8,965	75	412	95	211	201	9	4	61	34	317
McLean		13	108	22	50	58	1	2	13	9	86
4. Macleay River	4,975	29	200	70	99	101	2	4	45	25	130
Nambucca River		1	18	1	15	3	...	...	.....	1	17
Bellinger River		3	24	14	15	9	...	...	11	3	10
5. Port Macquarie	2,131	12	81	15	40	41	2	...	8	7	66
6. Manning River	5,171	33	184	54	100	84	2	...	29	25	130
7. Port Stephens	2,659	15	122	27	65	57	1	2	15	12	95
8. Dungog	1,950	8	87	24	50	37	1	1	15	9	63
9. Clarence Town	1,000	3	36	8	20	16	2	...	5	3	28
10. Paterson	2,561	10	84	15	36	48	1	2	7	8	69
11. Raymond Terrace	3,015	15	91	26	50	41	3	2	12	14	65
12. Maitland	13,670	128	481	240	241	240	11	11	140	100	241
13. Morpeth	3,289	26	127	57	74	53	2	1	35	22	70
14. Patrick's Plains	6,699	55	250	76	135	115	2	1	46	30	174
15. Muswellbrook	3,616	24	134	40	63	71	3	1	28	12	94
16. Scone	3,793	29	152	44	85	67	2	3	31	13	108
17. Murrurundi	4,143	44	219	97	111	108	5	3	57	40	122
	.....	554	3,049	978	1,574	1,475	50	38	593	385	2,071
II.—NORTH MIDLAND.											
1. Tenterfield	2,349	24	133	25	68	65	1	1	18	7	108
2. Wellingrove	.....	30	136	57	67	69	4	1	35	22	79
Vegetable Creek*	2,648	6	36	15	14	22	...	3	10	5	21
3. Inverell	2,366	52	231	62	112	119	10	6	40	22	169
4. Armidale	9,760	69	438	124	234	194	3	6	82	42	314
	.....	181	974	283	495	469	18	17	185	98	691

*This was only created a Registry District on 1st April, 1875.

B—*continued.*

Districts.	Population, Census, 1871.	Marriages.	Total.		Births.				Deaths.		Excess of Births over Deaths.
			Births.	Deaths.	Including Illegitimate Births.		Illegitimate Births.				
					M.	F.	M.	F.	M.	F.	
III.—North Western.											
1. Tamworth	6,806	66	303	107	161	142	8	5	68	39	196
Gunnedah		27	89	22	39	50	2	2	18	4	67
2. Nundle	2,068	5	51	19	23	28	1	1	12	7	32
3. Warialda	3,656	14	171	42	87	84	5	5	31	11	129
4. Cassilis	2,838	11	99	31	57	42	5	3	19	12	68
5. Dubbo	4,289	36	191	67	115	76	4	4	50	17	124
6. Coonabarabran	2,219	25	142	33	75	67	2	3	22	11	109
7. Molong	3,167	22	135	32	73	62	3	1	17	15	103
8. Forbes	6,709	44	153	78	72	81	4	5	52	26	75
Parkes		24	187	74	91	96	4	4	47	27	113
9. Walgett	1,445	8	31	18	14	17	1	...	15	3	13
10. Narrabri	1,699	22	75	30	42	33	2	2	21	9	45
Total	.....	304	1,627	553	849	778	41	35	372	181	1,074
IV.—Metropolitan.											
1. City of Sydney	76,159	1,232	3,162	2,673	1,595	1,567	132	128	1,386	1,287	489
2. Balmain	6,886	45	388	210	214	174	3	2	101	109	178
3. Glebe	5,721	23	302	159	148	154	5	8	88	71	143
4. Newtown	7,922	84	395	293	205	190	7	2	128	165	102
5. Redfern	8,092	22	419	220	218	201	7	5	115	105	199
6. Waterloo	6,306	63	358	194	179	179	4	12	95	99	164
7. Paddington	11,411	81	433	259	219	214	8	8	129	130	174
Randwick		1	27	31	16	11	...	1	20	11	.....
8. Concord	3,520	35	159	85	80	79	2	1	44	41	74
9. St. George	5,340	41	218	118	105	113	3	4	61	57	100
10. St. Leonard's	5,126	31	209	78	97	112	2	1	49	29	131
Total	.....	1,658	6,070	4,320	3,076	2,994	173	172	2,216	2,104	1,754
V.—East Midland.											
1. Newcastle	18,667	160	645	288	325	320	14	15	162	126	357
Lambton		24	244	134	125	119	4	4	60	74	110
Wallsend		29	222	94	113	109	...	...	57	47	128
2. Wollombi	1,952	12	87	19	46	41	1	1	15	4	68
3. M'Donald River	625	3	28	8	8	20	...	1	5	3	20
4. Brisbane Water	2,607	11	97	26	41	56	...	4	16	10	71
5. Windsor	4,963	31	158	87	85	73	3	3	57	30	71
6. Richmond	3,083	23	117	47	54	63	5	7	22	25	70
7. Penrith	5,321	21	192	58	104	88	3	2	33	25	134
*8. Parramatta	11,551	65	356	288	173	183	6	14	178	110	68
†9. Ryde	2,886	14	100	90	49	51	...	2	61	29	10
‡10. Liverpool	3,493	10	91	258	43	48	1	4	243	15	.....
11. Campbelltown	1,870	14	69	16	36	33	2	2	11	5	53
12. Camden	4,032	19	128	44	60	68	2	3	27	17	84
13. Picton	2,208	11	76	24	46	30	1	1	14	10	52
Total	.....	447	2,610	1,491	1,308	1,302	42	63	961	530	1,296
VI.—West Midland.											
1. Carcoar	6,411	47	282	68	131	151	6	11	51	17	214
2. Cowra	1,391	4	76	32	38	38	3	...	22	10	44
3. Hartley	5,165	24	192	54	97	95	1	2	28	26	138
4. Bathurst	16,860	172	788	318	398	390	23	15	199	119	470
5. Sofala	2,821	14	87	24	40	47	4	4	16	8	63
6. Orange	7,586	70	380	115	182	198	10	2	70	45	265
7. Wellington	3,354	23	148	54	64	84	4	13	30	24	94
8. Tambaroora	3,625	1	36	14	23	13	1	1	10	4	22
Hill End		21	160	72	82	78	1	2	47	25	88
9. Mudgee	11,901	70	335	161	164	171	5	5	95	66	174
Gulgong		53	305	163	167	138	17	15	97	66	142
10. Rylstone	2,133	18	105	23	40	65	1	1	12	11	82
Total	.....	517	2,894	1,098	1,426	1,468	76	71	677	421	1,796
VII.—South Eastern.											
1. Wollongong	5,699	39	198	62	112	86	3	2	33	29	136
2. Kiama	5,750	36	205	61	106	99	4	1	36	25	144
3. Berrima	4,529	15	189	58	91	98	1	1	33	25	131
4. Shoalhaven	4,724	33	206	54	107	99	3	2	30	24	152
5. Ulladulla	1,652	8	53	13	27	26	...	1	8	5	40
6. Broulee	3,729	14	130	30	68	62	1	4	18	12	100
7. Eden	1,212	8	43	8	14	29	1	1	7	1	35
8. Bega	2,651	26	151	39	77	74	3	...	23	16	112
Total	.....	179	1,175	325	602	573	16	12	188	137	850

* The Government Lunatic Asylum and Hospital is situated in this District.
† The Hospital for the Insane is situated in this district.
‡ The Government Benevolent Asylum is situated in this district.

B—*continued.*

Districts.	Population, Census 1871.	Marriages.	Total.		Births.				Deaths.		Excess of Births over Deaths.
			Births.	Deaths.	Including Illegitimate Births.		Illegitimate Births.				
					M.	F.	M.	F.	M.	F.	
VIII.—South Midland.											
1. Braidwood	11,422	49	320	118	157	163	2	1	65	53	202
2. Cooma	4,383	35	256	111	126	130	1	2	63	48	145
3. Bombala	2,854	23	135	59	65	70	3	1	34	25	76
4. Goulburn	13,756	116	593	212	281	312	13	13	117	95	381
5. Albury	9,190	86	462	195	241	221	10	1	122	73	267
6. Gundagai } Adelong }	4,699	27 / 17	213 / 133	70 / 52	102 / 66	111 / 67	5 / 3	1 / 3	52 / 30	18 / 22	143 / 81
7. Tumut	3,321	20	114	37	52	62	1	1	18	19	77
8. Yass	6,600	57	301	105	149	152	4	6	66	39	196
9. Queanbeyan	4,675	34	203	48	97	106	4	1	24	24	155
10. Burrowa } Grenfell }	3,865	22 / 15	172 / 129	67 / 35	78 / 69	94 / 60	2 / 2	2 / 1	47 / 27	20 / 8	105 / 94
11. Young	5,924	60	296	143	157	139	10	4	78	65	153
Total	.....	561	3,327	1,252	1,640	1,687	60	37	743	509	2,075
IX.—South Western.											
1. Deniliquin	2,714	30	102	76	54	48	2	...	44	32	26
2. Moama	901	9	37	15	18	19	...	1	7	8	22
3. Moulamein	557	1	12	3	7	5	...	...	...	3	9
4. Balranald	591	4	32	15	15	17	...	...	12	3	17
5. Bourke	1,508	18	79	57	38	41	2	...	43	14	22
6. Hay	3,455	34	133	99	69	64	4	1	63	36	34
7. Wentworth	1,200	29	47	35	23	24	...	...	26	9	12
8. Menindie	1,210	26	51	36	25	26	1	1	29	7	15
9. Wagga Wagga	5,903	53	319	135	161	158	9	5	86	49	184
Total	.....	204	812	471	410	402	18	8	310	161	341
Grand Totals for New South Wales	503,981	4,605	22,528	10,771	11,380	11,148	494	453	6,245	4,526	11,948

The deaths in the Districts of Liverpool and Randwick show an excess of 171 over the births, which will reduce the excess of births over deaths to 11,777.

C.

MARRIAGES—1875.

Denomination.	Sydney.				Suburban Districts.				Country Districts.				Total.			
	Marriages.	Marks.			Marriages.	Marks.			Marriages.	Marks.			Marriages.	Marks.		
		M.	F.	Total.		M.	F.	Total		M.	F.	Total.		M.	F.	Total.
Church of England	323	16	19	35	150	1	5	6	1,145	163	188	351	1,618	180	212	392
Roman Catholic	229	32	51	83	74	4	9	13	650	98	110	208	953	134	170	304
Presbyterian	486	53	73	126	38	...	2	2	382	47	54	101	906	100	129	229
Wesleyan	65	1	4	5	50	1	1	2	387	31	47	78	502	33	52	85
Primitive Methodist	4	1	...	1	14	...	...	...	75	9	5	14	93	10	5	15
Congregationalist	62	2	4	6	65	1	...	1	59	2	10	12	186	5	14	19
Baptist	21	...	1	1	5	...	...	...	120	1	1	2	46	1	2	3
Unitarian	1	...	...	...	...	...	...	...	...	...	...	...	1	...	...	...
Hebrew	8	1	1	2	1	...	...	...	2	...	...	...	11	1	1	2
German Evangelical	10	...	2	2	3	...	...	...	4	...	...	...	17	...	2	2
Christians	3	...	...	...	1	...	...	...	...	...	...	...	4	...	...	...
Protestant Episcopal	...	...	...	...	...	...	...	...	16	2	...	2	16	2	...	2
Free Christian Church	...	...	...	...	...	...	...	...	2	...	...	...	2	...	...	...
Registrars' Offices	20	...	2	2	25	2	2	4	205	32	38	70	250	34	42	76
Total	1,232	106	157	263	426	9	19	28	2,947	385	453	838	4,605	500	629	1,129

D 1.

DEATHS from all causes, of MALES at different ages, registered in NEW SOUTH WALES, from 1st January to 31st December, 1875.

CAUSES OF DEATH.	Under 1 year.	1 to 2 years.	2 to 3 years.	3 to 4 years.	4 to 5 years.	5 to 10 years.	10 to 15 years.	15 to 20 years.	20 to 25 years.	25 to 30 years.	30 to 35 years.	35 to 40 years.	40 to 45 years.	45 to 50 years.	50 to 55 years.	55 to 60 years.	60 to 65 years.	65 to 70 years.	70 to 75 years.	75 years and upwards.	Ages not specified.	Total.
CLASS I.—ORDER 1.																						
1. Small-pox	...	...	...	...	...	...	...	...	...	...	...	...	...	...	...	...	...	...	...	...	...	...
1a. Chicken-pox	...	...	...	...	...	...	...	...	...	...	...	...	...	...	...	...	...	...	...	...	...	...
2. Measles	100	116	43	25	19	43	11	6	5	3	2	1	2	1	3	...	...	...	...	...	...	380
3. Scarlatina	12	34	21	18	23	36	7	2	...	1	...	...	...	1	...	...	...	...	...	...	...	155
3a. Diphtheria	11	12	9	6	10	19	2	...	1	...	...	1	...	...	1	...	...	2	...	...	...	74
4. Quinsy	1	...	...	...	...	...	1	...	...	...	...	...	...	..	...	...	...	...	...	1	...	3
5. Croup	7	15	14	11	7	9	1	...	...	...	...	...	...	...	...	...	...	...	...	...	...	64
6. Whooping-cough	28	13	6	3	1	3	...	...	...	...	...	...	...	...	...	...	...	...	...	...	...	54
7. Typhus (and Infantile Fever.)	12	12	11	5	6	21	14	19	11	14	7	9	3	6	3	2	3	2	2	3	1	166
8. Erysipelas	7	...	...	...	1	1	2	3	2	2	3	...	1	4	1	3	5	5	3	5	1	49
9. Metria	...	...	...	...	...	...	...	...	...	...	...	...	...	...	...	...	...	...	...	...	...	...
10. Carbuncle	...	...	...	...	...	...	...	...	...	...	...	...	...	...	...	...	...	...	...	1	...	1
11. Influenza	23	...	1	2	...	...	1	...	...	...	1	...	1	...	2	1	2	...	1	2	...	37
12. Dysentry	23	27	6	2	1	13	3	1	1	8	3	2	3	4	6	3	7	8	2	5	1	129
13. Diarrhœa	139	80	15	12	3	11	1	...	...	2	4	2	4	3	6	5	3	5	5	7	...	307
14. Cholera	12	1	1	...	...	2	...	...	...	1	...	1	1	...	1	...	1	1	...	1	...	23
15. Ague	...	...	...	...	...	...	...	...	...	...	1	1	1	1	1	...	...	1	...	...	...	6
16. Remittent Fever	3	3	1	...	1	...	1	2	1	...	3	...	...	1	1	...	...	...	...	...	...	17
17. Rheumatism	...	...	...	1	...	4	2	2	2	2	2	3	4	4	4	3	2	1	1	2	...	39
18. Pyæmia	1	...	...	...	...	...	...	...	...	...	1	2	2	...	...	...	...	...	1	...	...	7
	379	313	128	85	72	162	46	35	23	33	27	22	22	25	29	17	23	25	15	27	3	1,511
ORDER 2.																						
1. Syphilis	5	1	...	...	...	...	...	...	2	1	...	...	...	1	...	1	1	...	...	...	...	12
2. Stricture of the Urethra	...	...	...	...	...	...	...	...	...	...	...	1	1	...	1	...	...	2	1	...	...	6
3. Hydrophobia	...	...	...	...	...	...	...	...	...	...	...	...	...	...	...	...	...	...	...	...	...	...
4. Glanders	...	...	...	...	...	...	...	...	...	...	...	...	...	...	...	...	...	...	...	...	...	...
	5	1	...	...	...	...	...	...	2	1	...	1	1	1	1	1	1	2	1	...	...	18
ORDER 3.																						
1. Privation	...	1	1	...	1	...	...	...	...	2	4	...	4	1	7	...	...	2	1	...	7	31
2. Want of Breast Milk	16	...	...	...	...	...	...	...	...	...	...	...	...	...	...	...	...	...	...	...	...	16
3. Purpura and Scurvy	...	...	...	...	...	...	...	...	1	...	...	1	1	1	...	...	2	...	...	...	...	6
4. Alcoholism—																						
a Del. Tremens	...	...	...	...	...	...	...	...	...	2	6	4	2	1	2	3	1	1	1	...	...	23
b Intemperance	...	...	...	...	...	...	...	...	...	...	4	7	9	10	5	2	8	2	2	2	1	52
	16	1	1	...	1	...	...	...	1	4	14	12	16	13	14	5	11	5	4	2	8	128
ORDER 4.																						
1. Thrush	15	1	2	...	...	...	...	...	...	...	...	...	...	...	...	...	...	...	...	...	...	18
2. Worms, &c.	...	...	...	...	...	...	1	...	...	..	...	...	...	...	...	...	...	...	...	...	...	1
2a. Hydatid	...	...	...	...	...	...	1	...	1	...	1	...	...	...	...	...	...	...	...	...	...	3
	15	1	2	...	...	...	2	...	1	...	1	...	...	...	...	...	...	...	...	...	...	22
Total Class I.	415	316	131	85	73	162	48	35	27	38	42	35	39	39	44	23	35	32	20	29	11	1,679
CLASS II.—ORDER 1.																						
1. Gout	...	...	...	...	...	...	...	...	...	...	...	...	1	1	1	...	...	...	...	...	...	3
2. Dropsy	6	3	...	2	2	2	...	...	1	1	1	2	4	6	5	7	5	12	7	4	1	71
3. Cancer	...	...	...	...	...	...	...	1	1	...	...	3	7	9	7	15	13	21	15	15	...	107
3a. Tumour	...	...	...	...	...	1	1	...	...	...	...	3	...	4	...	1	3	1	...	...	...	14
3b. Polypus	...	...	...	...	...	...	...	...	...	...	...	...	...	...	...	...	...	...	...	...	...	...
4. Noma	...	1	...	...	...	...	...	...	...	...	...	...	...	...	...	...	...	...	...	...	...	1
5. Mortification	1	...	...	...	...	...	...	...	...	2	...	1	...	...	...	1	3	1	...	...	...	9
	7	4	...	2	2	3	1	1	2	3	1	9	12	20	13	24	24	35	22	19	1	205
ORDER 2.																						
1. Scrofula	6	...	1	...	1	2	...	1	1	...	...	1	3	1	1	...	1	1	...	...	...	20
2. Tabes Mesenterica	45	37	10	3	2	...	...	...	...	...	...	...	...	...	...	...	...	...	...	...	...	97
3. Phthisis	4	7	...	1	1	1	2	20	30	44	50	38	46	40	30	14	17	6	1	3	1	356
3a. Hœmoptysis	...	...	...	...	...	...	...	...	...	...	...	...	...	...	...	1	2	...	...	...	1	4
4. Hydrocephalus	13	8	...	2	3	1	...	...	...	...	...	...	...	...	...	...	...	...	...	...	...	27
	68	52	11	6	7	4	2	21	31	44	50	39	49	41	31	15	20	7	1	3	2	504
Total Class II	75	56	11	8	9	7	3	22	33	47	51	48	61	61	44	39	44	42	23	22	3	709

D 1—*continued.*

CAUSES OF DEATH.	Under 1 year.	1 to 2 years.	2 to 3 years.	3 to 4 years.	4 to 5 years.	5 to 10 years.	10 to 15 years.	15 to 20 years.	20 to 25 years.	25 to 30 years.	30 to 35 years.	35 to 40 years.	40 to 45 years.	45 to 50 years.	50 to 55 years.	55 to 60 years.	60 to 65 years.	65 to 70 years.	70 to 75 years.	75 years and upwards.	Ages not specified.	Total.
CLASS III.—ORDER 1.																						
1. Cephalitis	38	31	10	4	2	11	2	...	1	1	1	...	1	...	...	...	...	...	...	...	...	102
2. Apoplexy	1	...	...	...	...	1	1	2	4	2	6	12	13	15	12	19	14	15	10	6	1	134
3. Paralysis	...	...	1	...	...	...	...	2	1	1	3	1	8	9	6	11	6	12	14	10	1	86
4. Insanity	...	...	...	...	...	...	...	1	...	3	1	4	5	2	3	4	2	3	6	2	...	36
5. Chorea	...	...	...	...	...	...	...	...	...	...	...	...	...	...	...	...	...	...	...	...	...	...
6. Epilepsy	1	...	...	...	...	3	2	4	1	1	5	3	7	5	3	3	1	1	...	...	...	40
7. Convulsions	228	45	19	5	2	5	...	...	...	...	...	...	...	...	...	...	..	...	...	...	...	304
8. Brain Disease, &c.	3	1	...	...	...	3	3	2	4	4	7	6	11	6	8	5	6	8	2	1	...	80
	271	77	30	9	4	23	8	11	11	12	23	26	45	37	32	42	29	39	32	19	2	782
ORDER 2.																						
1. Pericarditis	...	...	...	...	...	...	...	...	...	1	...	2	1	1	...	...	...	...	...	...	...	5
2. Aneurism	...	...	...	...	...	...	...	...	...	2	4	1	5	6	6	1	4	3	1	...	...	33
3. Heart Disease, &c.	7	...	1	...	1	6	2	7	6	12	11	28	16	26	26	24	31	31	19	14	...	268
	7	...	1	...	1	6	2	7	6	15	15	31	22	33	32	25	35	34	20	14	...	306
ORDER 3.																						
1. Laryngitis	2	1	2	1	1	2	...	...	...	...	...	...	1	...	...	2	...	1	...	...	...	13
2. Bronchitis	75	37	15	6	6	10	1	...	...	2	4	6	5	8	11	7	7	22	12	12	3	249
3. Pleurisy	3	1	1	...	...	...	1	...	2	1	...	2	...	...	2	2	1	...	1	1	...	18
4. Pneumonia	59	21	14	9	5	6	3	9	8	7	12	14	14	16	12	8	15	5	11	7	...	255
4*a*. Congestion of the Lungs, pulmonary.	10	6	2	3	...	2	...	1	...	...	4	2	1	2	4	3	2	4	...	...	1	47
5. Asthma	1	1	...	...	...	1	1	...	1	2	3	2	1	2	1	2	7	5	1	6	...	37
6. Lung Disease, &c.	...	...	1	...	1	...	1	1	1	...	4	3	5	5	2	4	1	5	1	...	1	36
	150	67	35	19	13	21	7	11	12	12	27	29	27	33	32	28	33	42	26	26	5	655
ORDER 4.																						
1. Gastritis	12	10	2	...	...	1	...	...	...	...	...	1	1	1	3	1	1	1	...	...	1	35
2. Enteritis	30	17	4	3	1	7	2	3	5	2	4	1	4	3	...	7	3	5	2	2	1	106
3. Peritonitis	...	1	...	1	...	...	...	...	1	1	3	1	1	1	2	2	2	1	...	2	...	19
4. Ascites	...	...	...	...	...	...	...	...	...	1	...	...	...	1	...	...	...	...	...	...	...	2
5. Ulceration of Intestines	2	1	...	...	...	...	...	1	...	2	1	2	...	...	1	1	1	...	...	...	...	12
6. Hernia	3	...	...	...	...	1	...	...	1	...	...	...	...	...	...	2	1	3	2	...	...	13
7. Ileus	3	1	1	...	...	1	...	1	3	1	1	2	1	...	...	...	1	2	...	3	1	22
8. Intussusception	1	...	...	...	...	...	...	...	...	...	...	...	...	...	...	1	...	...	...	...	...	2
9. Stricture of Intestines	...	...	...	...	...	...	...	...	...	...	...	...	...	...	1	...	...	...	...	...	...	1
10. Fistula	...	...	...	...	...	...	...	...	...	...	...	...	...	...	...	...	...	...	...	...	...	...
11. Stomach Disease, &c.	4	1	...	...	...	1	2	...	...	...	...	1	1	2	...	1	2	1	2	1	...	19
12. Pancreas Disease, &c.	...	...	...	...	...	...	...	...	...	...	...	...	...	...	...	...	...	...	...	...	...	...
13. Hepatitis	...	1	...	...	...	...	...	1	...	1	1	2	2	4	6	4	1	4	1	1	...	29
14. Jaundice	14	...	...	...	...	1	...	...	...	...	1	1	...	1	...	1	3	1	...	...	...	23
15. Liver Disease, &c.	3	...	1	...	1	3	3	...	2	4	10	10	9	13	6	4	12	8	4	5	...	98
16. Spleen Disease, &c.	...	...	...	...	...	...	...	...	...	...	...	...	...	...	...	...	...	...	...	...	...	...
	72	32	8	4	2	15	7	6	12	12	21	21	19	26	19	24	27	26	11	14	3	381
ORDER 5.																						
1. Nephritis	1	...	1	2	...	1	...	1	2	1	...	...	...	4	...	1	...	...	...	...	...	14
2. Ischuria	1	...	...	...	...	...	...	...	...	...	...	...	...	1	...	...	4	3	...	...	...	9
3. Nephria	...	1	...	...	1	2	1	...	1	...	3	5	5	4	4	3	3	4	...	...	...	37
4. Diabetes	...	...	...	...	...	...	...	1	...	1	...	1	...	1	...	...	...	1	...	...	...	5
5. Stone	...	...	...	...	...	...	1	...	...	...	...	...	...	1	...	...	2	1	...	1	...	6
6. Cystitis	1	...	...	...	...	...	...	...	...	...	2	...	1	...	2	3	6	3	2	6	...	26
7. Kidney Disease, &c.	...	1	...	...	...	...	...	...	...	...	1	1	...	3	1	4	9	5	6	7	1	39
	3	2	1	2	1	3	2	2	3	2	6	7	6	14	7	11	24	17	8	14	1	136
ORDER 6.																						
1. Ovarian Dropsy	...	...	...	...	...	...	...	...	...	...	...	...	...	...	...	...	...	...	...	...	...	...
2. Uterus Disease, &c.	...	...	...	...	...	...	...	...	...	...	...	...	...	...	...	...	...	...	...	...	...	...
	...	...	...	...	...	...	...	...	...	...	...	...	...	...	...	...	...	...	...	...	...	...
ORDER 7.																						
1. Arthritis	...	...	...	...	...	...	...	...	...	...	...	...	...	1	...	...	...	...	...	...	...	1
1*a*. Ostitis Periostitis, &c.	...	...	...	...	...	...	...	...	...	...	1	...	1	...	...	2	...	...	...	...	...	4
2. Joint Disease, &c.	...	...	...	...	...	1	1	1	...	...	1	...	...	...	...	1	...	1	...	...	...	6
	...	...	...	...	...	1	1	1	...	...	2	...	1	1	...	3	...	1	...	...	...	11
ORDER 8.																						
1. Phlegmon	...	...	...	...	...	...	...	...	...	...	...	...	...	...	1	...	...	...	...	...	...	1
2. Ulcer	...	...	...	...	...	...	...	...	1	...	...	...	...	...	...	...	1	...	...	...	...	2
3. Skin Disease, &c.	1	...	...	...	...	...	...	...	...	...	...	...	...	...	...	...	...	...	...	...	...	1
	1	...	...	...	...	...	...	...	1	...	...	...	...	...	1	...	1	...	...	...	...	4
Total, Class III.	504	178	75	34	21	69	27	38	45	53	94	114	120	144	123	133	149	159	97	87	11	2,275

D 1—*continued.*

CAUSES OF DEATH.	Under 1 year.	1 to 2 years.	2 to 3 years.	3 to 4 years.	4 to 5 years.	5 to 10 years.	10 to 15 years.	15 to 20 years.	20 to 25 years.	25 to 30 years.	30 to 35 years.	35 to 40 years.	40 to 45 years.	45 to 50 years.	50 to 55 years.	55 to 60 years.	60 to 65 years.	65 to 70 years.	70 to 75 years.	75 years and upwards.	Ages not specified.	Total.
CLASS IV.—ORDER 1.																						
1. Premature Birth	141	...	...	...	...	...	...	...	...	...	...	...	...	...	...	...	...	...	...	...	...	141
2. Cyanosis	5	...	...	...	...	...	...	...	...	...	...	...	...	...	...	...	...	...	...	...	...	5
3. Spina Bifida	3	...	...	...	...	...	...	...	...	...	...	...	...	...	...	...	...	...	...	...	...	3
4. Other Malformations	14	...	...	...	..	...	...	...	...	...	...	...	...	...	...	...	...	...	...	...	...	14
5. Teething	70	52	...	...	...	...	...	...	...	...	...	...	...	...	...	...	...	...	...	...	...	122
	233	52	...	...	...	...	...	...	...	...	...	...	...	...	...	...	...	...	...	...	...	285
ORDER 2.																						
1. Paramenia	...	...	...	...	...	...	...	...	...	...	...	...	...	...	...	...	...	...	...	...	...	...
2. Childbirth. (See Metria)	...	...	...	...	...	...	...	...	...	...	...	...	...	...	...	...	...	...	...	...	...	...
	...	...	...	...	...	...	...	...	...	...	...	...	...	...	...	...	...	...	...	...	...	...
ORDER 3.																						
1. Old age	...	...	...	...	...	...	...	...	...	...	...	...	...	...	...	...	41	45	92	190	...	368
ORDER 4.																						
1. Atrophy and Debility	268	25	7	1	1	1	...	...	...	...	...	...	...	...	...	1	...	...	...	...	...	304
Total, Class IV.	501	77	7	1	1	1	...	...	...	...	...	...	...	...	...	1	41	45	92	190	...	957
CLASS V.—ORDER 1.—ACCIDENT OR NEGLIGENCE.																						
1. Fractures & Contusions	1	...	...	...	...	7	17	18	23	14	21	32	29	19	21	11	15	9	8	8	3	256
2. Wounds { *a* Gunshot	...	...	...	...	...	...	1	4	2	4	...	1	...	2	...	...	...	...	...	...	...	14
2. Wounds { *b* Cuts	...	...	...	...	...	2	1	1	...	1	1	1	1	1	...	...	1	...	1	1	...	12
3. Burns and Scalds	2	3	8	4	2	4	...	1	1	...	2	1	...	...	2	1	1	...	1	2	...	35
3*a*. Sunstroke	...	1	1	...	1	3	...	1	3	...	...	1	3	...	1	1	1	1	...	...	1	19
4. Poison	...	2	1	...	...	...	1	...	...	...	1	2	...	2	1	1	...	...	...	1	...	12
4*a*. Bite of Snake or Insect	1	...	1	1	...	...	1	...	...	1	...	...	...	1	...	...	1	...	...	...	...	7
5. Drowning	...	6	5	5	3	20	8	12	9	9	9	10	7	11	6	5	2	5	3	3	8	146
6. Suffocation	2	...	...	...	...	...	...	1	...	1	1	...	2	1	2	2	...	...	...	...	1	13
7. Otherwise	...	...	...	...	...	1	...	...	...	...	...	...	...	...	...	...	...	...	...	...	...	1
	6	12	16	10	6	37	29	38	38	30	35	48	42	37	33	21	21	15	13	15	13	515
ORDER 2.—VIOLENT DEATHS IN BATTLE.																						
1. Gunshot Wounds	...	...	...	...	...	...	...	...	...	...	...	...	...	...	...	...	...	...	...	...	...	...
2. Sword and Bayonet Wounds.	...	...	...	...	...	...	...	...	...	...	...	...	...	...	...	...	...	...	...	...	...	...
3. Otherwise	...	...	...	...	...	...	...	...	...	...	...	...	...	...	...	...	...	...	...	...	...	...
	...	...	...	...	...	...	...	...	...	...	...	...	...	...	...	...	...	...	...	...	...	...
ORDER 3.—HOMICIDE.																						
Murder and Manslaughter	2	...	...	...	...	...	...	1	...	...	...	...	...	2	1	...	2	...	2	...	...	10
ORDER 4.—SUICIDE.																						
1. Wounds { Gunshot	...	...	...	...	...	...	...	...	...	...	...	2	...	1	1	...	...	1	...	...	...	5
1. Wounds { Cut, Stab, &c.	...	...	...	...	...	...	...	...	...	...	1	1	1	4	2	...	1	...	1	1	...	12
2. Poison	...	...	...	...	...	...	...	...	1	1	...	1	...	1	...	1	2	...	...	...	...	7
3. Drowning	...	...	...	...	...	...	...	...	...	...	2	3	...	...	...	...	1	...	...	...	...	6
4. Hanging	...	...	...	...	...	...	...	...	...	2	...	2	...	3	3	1	...	...	...	...	...	11
5. Otherwise	...	...	...	...	...	...	...	...	...	...	...	...	...	...	1	...	1	...	...	...	...	2
	...	...	...	...	...	...	...	...	1	3	3	9	1	9	7	2	5	1	1	1	...	43
ORDER 5.—EXECUTION.																						
1. Hanging	...	...	...	...	...	...	...	...	...	...	1	...	...	...	1	...	...	...	...	...	...	2
Violent Deaths (not classed).	...	...	...	...	...	...	...	1	...	...	2	...	2	...	...	1	...	...	...	...	...	6
Total, Class V	8	12	16	10	6	37	29	40	39	33	41	57	45	48	42	24	28	16	16	16	13	576
Sudden Deaths (cause unascertained).	...	...	...	...	...	...	...	...	...	...	...	...	...	...	...	...	...	...	...	...	...	...
Causes not specified or ill-defined.	...	...	...	1	3	4	...	1	1	...	1	2	6	6	7	5	3	3	...	1	5	49
Total from all Causes	1,503	639	240	139	113	280	107	136	145	171	229	256	271	298	260	225	300	297	248	345	43	6,245

D 2.

DEATHS from all causes, of FEMALES, at different ages, registered in NEW SOUTH WALES, from 1st January to 31st December, 1875.

CAUSES OF DEATH.	Under 1 year.	1 to 2 years.	2 to 3 years.	3 to 4 years.	4 to 5 years.	5 to 10 years.	10 to 15 years.	15 to 20 years.	20 to 25 years.	25 to 30 years.	30 to 35 years.	35 to 40 years.	40 to 45 years.	45 to 50 years.	50 to 55 years.	55 to 60 years.	60 to 65 years.	65 to 70 years.	70 to 75 years.	75 years and upwards.	Ages not specified.	Total.
CLASS I.—ORDER 1.																						
1. Small-pox	...	...	...	...	...	...	...	...	...	...	...	...	...	...	...	...	...	...	...	...	...	...
1a. Chicken-pox	...	...	...	...	...	...	...	...	...	...	...	...	...	...	...	...	...	...	...	...	...	...
2. Measles	62	118	49	21	19	40	10	9	7	17	11	2	3	...	1	...	...	1	1	1	...	372
3. Scarlatina	11	18	33	24	10	30	9	2	4	4	...	2	...	...	...	...	...	...	...	...	...	147
3a. Diphtheria	7	16	10	10	10	24	6	5	...	...	1	1	...	...	...	...	...	...	1	...	...	91
4. Quinsy	...	...	...	...	1	1	...	...	1	...	1	...	...	...	...	...	...	...	...	...	...	4
5. Croup	11	14	11	9	6	12	...	...	...	...	...	...	...	...	...	...	...	...	...	...	...	63
6. Whooping-cough	23	13	6	2	2	3	...	1	...	...	...	...	...	...	...	...	...	...	...	...	...	50
7. Typhus (and Infantile Fever)	6	8	7	5	8	20	8	15	14	12	6	8	2	5	1	2	4	...	...	1	...	132
8. Erysipelas	10	...	...	...	...	2	...	1	2	1	1	4	1	2	...	4	4	...	2	3	...	37
9. Metria	...	...	...	...	...	...	...	4	11	16	8	5	3	...	...	...	...	...	...	...	...	47
10. Carbuncle	...	...	...	...	...	...	...	...	...	...	...	...	...	...	...	...	...	...	...	...	...	...
11. Influenza	11	...	1	2	...	1	...	1	...	...	...	...	...	...	...	...	1	...	1	1	1	20
12. Dysentery	25	21	3	4	3	12	2	2	...	2	...	1	...	...	1	2	3	...	1	3	...	85
13. Diarrhœa	109	87	27	11	3	7	...	3	4	...	4	2	2	2	1	4	7	3	3	10	...	289
14. Cholera	15	6	3	...	1	...	2	...	...	...	...	...	...	...	...	...	...	...	...	...	...	27
15. Ague	...	...	...	...	...	...	...	...	...	...	...	...	...	...	...	...	...	...	...	...	...	...
16. Remittent Fever	2	3	3	1	1	3	...	1	...	...	...	...	...	...	...	...	...	...	...	...	...	14
17. Rheumatism	...	...	...	...	1	1	1	...	1	1	2	4	...	1	1	1	1	3	1	...	...	19
18. Pyæmia	1	...	...	...	...	...	1	2	...	3	1	3	1	...	1	...	...	...	...	...	...	13
	293	304	153	89	65	156	39	46	44	56	35	32	12	10	6	13	20	7	10	19	1	1,410
ORDER 2.																						
1. Syphilis	5	...	...	...	...	...	...	...	...	...	...	...	...	...	2	...	...	...	...	...	...	7
2. Stricture of the Urethra	...	...	...	...	...	...	...	...	...	...	...	...	...	...	...	...	...	...	...	...	...	...
3. Hydrophobia	...	...	...	...	...	...	...	...	..	...	...	...	...	...	...	...	...	...	...	...	...	...
4. Glanders	...	...	...	...	...	...	...	...	...	...	...	...	...	...	...	...	...	...	...	...	...	...
	5	...	...	...	...	...	...	...	...	...	...	...	...	...	2	...	...	...	...	...	...	7
ORDER 3.																						
1. Privation	...	...	...	...	...	...	...	...	...	...	...	...	...	1	1	...	...	...	...	...	...	2
2. Want of Breast Milk	18	1	...	...	...	...	...	...	...	...	...	...	...	...	...	...	...	...	...	...	...	19
3. Purpura and Scurvy	3	1	...	...	...	...	...	...	...	...	1	...	...	...	...	1	...	1	...	...	...	7
4. Alcoholism :—																						
a Del. Tremens	...	...	...	...	...	...	...	...	...	1	...	...	1	...	...	...	...	...	...	...	...	2
b Intemperance	...	...	...	...	...	...	...	...	1	1	2	1	8	2	...	2	3	...	1	...	...	21
	21	2	...	...	...	...	...	...	1	2	3	1	9	3	1	3	3	1	1	...	...	51
ORDER 4.																						
1. Thrush	13	2	2	...	...	...	...	...	...	...	...	...	...	...	...	...	...	...	...	...	...	17
2. Worms, &c.	1	1	...	...	1	...	...	...	...	...	...	...	...	...	...	...	...	...	...	...	...	3
2a. Hydatid	...	...	...	...	...	...	...	...	1	...	...	...	...	...	...	...	...	...	...	...	...	1
	14	3	2	...	1	...	...	...	1	...	...	...	...	...	...	...	...	...	...	...	...	21
Total, Class I.	333	309	155	89	66	156	39	46	46	58	38	33	21	13	9	16	23	8	11	19	1	1,489
CLASS II.—ORDER 1.																						
1. Gout	...	...	...	...	...	...	...	...	...	...	...	...	...	...	...	1	1	...	...	...	...	2
2. Dropsy	3	...	...	...	1	2	...	2	4	2	...	2	4	2	3	6	4	4	6	...	1	46
3. Cancer	1	...	...	...	...	...	...	...	1	3	2	2	10	11	12	14	9	6	2	1	...	74
3a. Tumour	...	...	1	...	...	...	1	1	1	1	1	1	1	...	...	2	3	...	...	1	...	14
3b. Polypus	...	...	...	...	...	...	...	...	...	...	...	...	...	...	...	...	...	...	...	...	...	...
4. Noma	...	2	...	...	2	1	...	...	...	...	...	...	...	...	...	...	...	...	...	...	...	5
5. Mortification	...	...	...	...	...	...	...	...	...	...	...	...	...	...	...	...	1	...	1	1	...	3
	4	2	1	...	3	3	1	3	6	6	3	5	15	13	15	23	18	10	9	3	1	144
ORDER 2.																						
1. Scrofula	1	4	...	1	1	1	...	1	1	...	...	1	1	...	1	...	...	...	...	...	...	13
2. Tabes Mesenterica	39	42	3	2	1	2	...	...	...	...	...	...	...	...	...	...	...	...	...	...	...	89
3. Phthisis	4	2	3	1	...	5	3	21	34	27	40	37	23	20	13	11	6	2	1	1	...	254
3a. Hœmoptysis	...	...	...	...	...	...	...	...	...	...	...	...	...	...	...	...	...	...	...	...	...	...
4. Hydrocephalus	14	10	...	1	...	...	...	...	...	...	...	...	...	...	...	...	...	...	...	...	...	25
	58	58	6	5	2	8	3	22	35	27	40	38	24	20	14	11	6	2	1	1	...	381
Total, Class II.	62	60	7	5	5	11	4	25	41	33	43	43	39	33	29	34	24	12	10	4	1	525

D 2—*continued.*

CAUSES OF DEATH.	Under 1 year.	1 to 2 years.	2 to 3 years.	3 to 4 years.	4 to 5 years.	5 to 10 years.	10 to 15 years.	15 to 20 years.	20 to 25 years.	25 to 30 years.	30 to 35 years.	35 to 40 years.	40 to 45 years.	45 to 50 years.	50 to 55 years.	55 to 60 years.	60 to 65 years.	65 to 70 years.	70 to 75 years.	75 years and upwards.	Ages not specified.	Total.
CLASS III.—ORDER 1.																						
1. Cephalitis	28	25	8	2	6	4	1	3	2	...	...	...	...	...	...	...	...	...	...	...	...	79
2. Apoplexy	...	...	...	...	...	1	...	2	4	2	4	7	4	11	6	9	9	7	5	9	...	80
3. Paralysis	...	...	...	...	...	...	...	...	...	1	2	2	3	2	6	5	8	4	2	5	...	40
4. Insanity	...	...	...	...	...	...	...	1	1	1	1	2	1	1	2	1	1	...	...	...	...	12
5. Chorea	1	...	...	...	...	...	...	2	1	...	...	...	...	...	...	...	...	...	...	...	...	4
6. Epilepsy	...	...	...	...	...	1	3	7	...	4	7	4	1	3	2	...	2	...	1	...	...	35
7. Convulsions	157	48	14	8	4	5	...	...	...	...	...	...	...	...	...	...	...	...	...	...	...	236
8. Brain Disease, &c.	1	...	2	...	...	4	1	1	4	1	4	2	5	...	4	1	3	3	2	1	...	39
	187	73	24	10	10	15	5	16	12	9	18	17	14	17	20	16	23	14	10	15	...	525
ORDER 2.																						
1. Pericarditis	...	...	...	...	1	...	1	3	1	...	...	1	1	...	2	...	...	...	...	...	...	10
2. Aneurism	...	...	...	...	...	...	...	...	...	1	2	1	...	1	2	...	...	1	...	...	1	9
3. Heart Disease, &c.	2	...	2	...	1	5	9	11	6	9	9	11	9	22	12	16	15	11	8	13	...	171
	2	...	2	...	2	5	10	14	7	10	11	13	10	23	16	16	15	12	8	13	1	190
ORDER 3.																						
1. Laryngitis	1	1	2	...	...	1	...	...	...	...	...	...	...	...	...	...	...	...	...	...	...	5
2. Bronchitis	66	39	10	5	1	6	3	...	1	3	...	2	3	5	2	5	11	9	5	9	...	185
3. Pleurisy	...	...	...	...	...	1	...	1	1	1	...	3	...	4	...	2	1	1	...	1	...	16
4. Pneumonia	33	32	12	4	1	10	3	5	6	6	1	9	7	4	4	6	3	6	4	1	1	158
4a Congestion of the Lungs, pulmonary	11	8	...	3	1	2	...	...	1	...	...	...	...	...	2	...	1	1	2	1	...	33
5. Asthma	...	...	...	...	...	1	...	...	1	...	...	...	2	1	1	1	2	...	5	3	...	17
6. Lung Disease, &c.	3	1	...	1	...	3	...	1	2	1	...	1	1	...	3	1	1	1	1	1	...	22
	114	81	24	13	3	24	6	7	12	11	1	15	13	14	12	15	19	18	17	16	1	436
ORDER 4.																						
1. Gastritis	11	5	4	1	2	...	1	1	3	...	...	1	3	1	1	1	2	2	...	2	...	41
2. Enteritis	35	17	8	3	4	9	2	1	2	5	4	3	...	2	2	3	2	7	2	1	...	112
3. Peritonitis	...	...	...	...	1	3	...	1	2	5	8	6	5	4	...	2	...	1	...	...	...	38
4. Ascites	...	...	...	...	...	...	...	1	...	...	...	1	2	...	...	...	...	...	1	...	...	5
5. Ulceration of Intestines	...	...	...	...	...	...	...	...	...	...	...	2	...	...	...	1	...	1	...	...	...	4
6. Hernia	...	...	...	...	...	...	...	...	...	...	...	1	...	1	2	2	1	...	1	...	...	8
7. Ileus	2	...	...	...	...	...	...	...	...	1	1	1	2	...	...	1	...	1	1	1	...	11
8. Intussusception	1	...	...	...	...	...	...	...	...	...	...	...	...	1	...	...	...	...	...	...	...	2
9. Stricture of Intestines	...	...	...	...	...	...	...	...	...	...	1	...	...	...	...	...	...	...	...	...	...	1
10. Fistula	...	...	...	...	...	...	...	...	...	...	...	...	...	...	...	...	...	...	...	...	...	...
11. Stomach Disease, &c.	2	...	...	...	...	...	...	...	...	...	1	1	3	...	...	1	1	2	1	1	...	13
12. Pancreas Disease, &c.	...	...	...	...	...	...	...	...	...	...	...	...	...	...	...	...	...	...	...	...	...	...
13. Hepatitis	3	...	1	...	...	1	...	...	1	1	3	1	7	3	3	2	5	2	4	...	...	37
14. Jaundice	1	...	2	...	...	1	...	...	...	...	...	1	...	...	...	1	...	...	...	...	...	6
15. Liver Disease, &c.	2	2	1	...	...	1	...	...	1	2	6	8	6	6	6	6	5	1	2	1	...	56
16. Spleen Disease, &c.	...	...	...	...	...	...	...	...	...	...	...	...	...	...	...	...	...	...	...	...	...	...
	57	24	16	4	7	15	3	4	9	14	24	26	28	18	14	20	16	17	12	6	...	334
ORDER 5.																						
1. Nephritis	...	1	...	2	...	...	...	3	...	1	...	...	1	...	1	...	...	...	1	...	...	10
2. Ischuria	...	...	...	...	...	...	...	...	...	...	...	...	...	...	...	...	...	...	...	...	...	...
3. Nephria	...	...	...	2	1	...	1	...	...	1	3	1	2	...	1	1	2	2	...	...	...	17
4. Diabetes	...	...	...	...	...	...	...	...	...	...	...	1	...	1	...	1	...	...	...	1	...	4
5. Stone	...	...	...	...	...	...	...	...	1	...	...	...	...	...	...	...	...	...	...	...	...	1
6. Cystitis	...	...	...	...	1	...	...	...	...	...	...	...	...	...	...	...	...	...	...	...	...	1
7. Kidney Disease, &c.	...	2	...	...	...	...	...	...	...	1	...	...	...	...	...	1	...	...	...	...	1	5
	...	3	...	4	2	...	1	3	1	3	3	2	3	1	2	3	2	2	1	1	1	38
ORDER 6.																						
1. Ovarian Dropsy	...	...	...	...	...	...	...	...	...	...	1	...	1	...	...	...	...	...	...	...	...	2
2. Uterus Disease, &c.	...	...	...	...	...	...	1	3	1	3	3	2	4	2	...	1	...	1	...	...	...	21
	...	...	...	...	...	...	1	3	1	3	4	2	5	2	...	1	...	1	...	...	...	23
ORDER 7.																						
1. Arthritis	...	...	...	...	...	...	...	...	...	...	...	...	2	...	...	...	...	1	...	...	...	3
1a. Ostitis Periostitis, &c.	...	...	...	...	...	...	...	...	1	...	...	...	...	...	...	...	...	...	...	...	...	1
2. Joint Disease, &c.	...	...	...	...	...	2	...	...	...	...	...	...	...	...	...	1	1	...	...	...	...	4
	...	...	...	...	...	2	...	...	1	...	...	...	2	...	...	1	1	1	...	...	...	8
ORDER 8.																						
1. Phelgmon	...	...	...	...	...	...	...	...	...	...	...	...	...	...	...	...	1	...	...	...	...	1
2. Ulcer	...	...	...	...	...	...	1	...	...	...	...	...	...	...	...	...	1	1	...	...	...	3
3. Skin Disease, &c.	2	1	...	...	...	...	...	...	...	...	...	...	...	...	...	...	...	...	...	...	...	3
	2	1	...	...	...	...	1	...	...	...	...	...	...	...	...	...	2	1	...	...	...	7
Total, Class III	362	182	66	31	24	61	27	47	43	50	61	75	75	75	64	72	78	66	48	51	3	1,561

D 2—*continued.*

CAUSES OF DEATH.	Under 1 year.	1 to 2 years.	2 to 3 years.	3 to 4 years.	4 to 5 years.	5 to 10 years.	10 to 15 years.	15 to 20 years.	20 to 25 years.	25 to 30 years.	30 to 35 years.	35 to 40 years.	40 to 45 years.	45 to 50 years.	50 to 55 years.	55 to 60 years.	60 to 65 years.	65 to 70 years.	70 to 75 years.	75 years and upwards.	Ages not specified.	Total.
CLASS IV.—ORDER 1.																						
1. Premature Birth	91	...	...	...	...	...	...	...	...	...	...	...	...	...	...	...	...	...	...	...	...	91
2. Cyanosis	1	1	...	1	...	...	...	...	...	...	...	...	...	...	...	...	...	...	...	...	...	3
3. Spina Bifida	1	...	...	...	...	...	...	...	...	...	...	...	...	...	...	...	...	...	...	...	...	1
4. Other Malformations	6	...	...	...	...	...	...	...	...	...	...	...	...	...	...	...	...	...	...	...	...	6
5. Teething	64	54	...	...	...	...	...	...	...	...	...	...	...	...	...	...	...	...	...	...	...	118
	163	55	...	1	...	...	...	...	...	...	...	...	...	...	...	...	...	...	...	...	...	219
ORDER 2.																						
1. Parmenia	...	...	...	...	...	...	...	...	1	...	...	1	1	...	1	...	...	...	...	...	...	4
2. Childbirth (see Metria)	...	...	...	..	...	...	...	4	19	13	28	27	8	2	...	...	...	...	...	...	1	102
	...	...	...	...	...	...	...	4	20	13	28	28	9	2	1	...	...	...	...	...	1	106
ORDER 3.																						
1. Old Age	...	...	...	...	...	...	...	...	...	...	...	...	...	...	1	...	17	16	38	94	...	166
ORDER 4.																						
1. Atrophy and Debility	255	40	1	...	...	...	...	...	...	...	...	...	...	...	...	...	...	...	...	...	...	296
Total, Class IV	418	95	1	1	...	...	...	4	20	13	28	28	9	2	2	...	17	16	38	94	1	787
CLASS V.—ORDER 1.—ACCIDENT OR NEGLIGENCE.																						
1. Fractures & Contusions	1	2	2	1	1	2	2	3	1	...	...	1	...	...	2	3	1	2	...	3	...	27
2. Wounds { *a* Gunshot	...	...	...	...	...	...	...	...	...	...	...	...	...	...	...	...	...	...	...	...	...	...
2. Wounds { *b* Cuts	...	...	...	...	...	...	...	...	...	...	...	...	...	...	1	...	...	...	...	...	...	1
3. Burns and Scalds	5	1	6	2	4	6	2	5	2	2	2	1	1	...	1	1	1	1	...	1	...	44
3*a*. Sunstroke	1	1	1	1	...	1	1	1	...	...	1	...	...	...	1	...	...	...	...	...	...	9
4. Poison	1	2	1	...	...	...	...	1	...	...	...	...	1	...	1	1	1	1	...	...	...	10
4*a*. Bite of Snake or Insect	1	...	...	...	1	...	...	...	...	...	...	...	...	...	...	...	...	...	...	...	...	2
5. Drowning	...	4	4	1	...	7	2	1	3	2	...	1	1	1	...	1	1	2	...	...	...	31
6. Suffocation	6	...	...	...	...	...	...	...	...	1	...	...	...	...	...	1	...	...	...	...	...	8
7. Otherwise	...	...	...	...	...	...	1	...	...	...	...	...	...	...	...	...	...	...	...	...	...	1
	15	10	14	5	6	16	8	11	6	5	3	3	3	1	6	7	4	6	...	4	...	133
ORDER 2.—VIOLENT DEATHS IN BATTLE.																						
1. Gunshot Wounds	...	...	...	...	...	...	...	...	...	...	...	...	...	...	...	...	...	...	...	...	...	...
2. Sword and Bayonet Wounds	...	...	...	...	...	...	...	...	...	...	...	...	...	...	...	...	...	...	...	...	...	...
3. Otherwise	...	...	...	...	...	...	...	...	...	...	...	...	...	...	...	...	...	...	...	...	...	...
	...	...	...	...	...	...	...	...	...	...	...	...	...	...	...	...	...	...	...	...	...	...
ORDER 3.—HOMICIDE.																						
Murder and Manslaughter	2	...	...	...	...	...	1	...	...	2	...	...	...	...	...	1	...	...	...	...	...	6
ORDER 4.—SUICIDE.																						
1. Wounds { Gunshot	...	...	...	...	...	...	...	...	...	...	...	...	...	...	...	...	...	...	...	...	...	...
1. Wounds { Cut, Stab, &c.	...	...	...	...	...	...	...	...	1	1	...	...	...	...	...	1	...	...	...	...	...	3
2. Poison	...	...	...	...	...	...	...	...	1	...	1	...	...	...	...	...	...	...	...	...	...	2
3. Drowning	...	...	...	...	...	...	...	...	1	2	...	...	...	...	...	...	...	...	...	...	...	3
4. Hanging	...	...	...	...	...	...	...	...	...	...	...	...	...	...	...	...	...	...	1	...	...	1
5. Otherwise	...	...	...	...	...	...	...	...	...	...	...	...	...	...	...	...	...	...	...	...	...	...
	...	...	...	...	...	...	...	...	3	3	1	....	...	...	...	1	...	...	1	...	...	9
ORDER 5.—EXECUTION.																						
1. Hanging	...	...	...	...	...	...	...	...	...	...	...	...	...	...	...	...	...	...	...	...	...	...
Violent Deaths (not classed)	...	...	...	...	...	...	...	...	...	...	...	...	...	...	...	...	2	...	...	...	...	2
Total, Class V	17	10	14	5	6	16	9	11	9	10	4	3	3	1	6	9	6	6	1	4	...	150
Sudden Deaths (cause unascertained)	...	...	...	...	...	...	...	...	...	...	...	...	...	...	...	...	...	...	...	...	...	...
Causes not specified or ill-defined	...	...	...	...	1	4	1	1	...	...	...	...	3	1	1	...	1	...	...	...	1	14
Total from all Causes	1,192	656	243	131	102	248	80	134	159	164	174	182	150	125	111	131	149	108	108	172	7	4,526

D 3.

DEATHS from all causes, of BOTH SEXES, at different ages, registered in NEW SOUTH WALES, from 1st January to 31st December, 1875.

CAUSES OF DEATH.	Under 1 year.	1 to 2 years.	2 to 3 years.	3 to 4 years.	4 to 5 years.	5 to 10 years.	10 to 15 years.	15 to 20 years.	20 to 25 years.	25 to 30 years.	30 to 35 years.	35 to 40 years.	40 to 45 years.	45 to 50 years.	50 to 55 years.	55 to 60 years.	60 to 65 years.	65 to 70 years.	70 to 75 years.	75 years and upwards.	Ages not specified.	Total.
CLASS I.—ORDER 1.																						
1. Small-pox	...	...	...	...	...	...	...	...	...	...	...	...	...	...	...	...	...	...	...	...	...	...
1a. Chicken-pox	...	...	...	...	...	...	...	...	...	...	...	...	...	...	...	...	...	...	...	...	...	...
2. Measles	162	234	92	46	38	83	21	15	12	20	13	3	5	1	4	...	...	1	1	1	...	752
3. Scarlatina	23	52	54	42	33	66	16	4	4	5	...	2	...	1	...	...	...	...	...	...	...	302
3a. Diphtheria	18	28	19	16	20	43	8	5	1	...	1	2	...	...	1	...	...	2	1	...	...	165
4. Quinsy	1	...	...	...	1	1	1	...	1	...	1	...	...	...	...	...	...	...	...	1	...	7
5. Croup	18	29	25	20	13	21	1	...	...	...	...	...	...	...	...	...	...	...	...	...	...	127
6. Whooping-cough	51	26	12	5	3	6	...	1	...	...	...	...	...	...	...	...	...	...	...	...	...	104
7. Typhus (and Infantile Fever).	18	20	18	10	14	41	22	34	25	26	13	17	5	11	4	4	7	2	2	4	1	298
8. Erysipelas	17	...	...	...	1	3	2	4	4	3	4	4	2	6	1	7	9	5	5	8	1	86
9. Metria	...	...	...	...	...	...	...	4	11	16	8	5	3	...	...	...	...	...	...	...	...	47
10. Carbuncle	...	...	...	...	...	...	...	...	...	...	...	...	...	...	...	...	...	...	...	1	...	1
11. Influenza	34	...	2	4	...	1	1	1	...	...	1	...	1	...	2	1	3	...	2	3	1	57
12. Dysentery	48	48	9	6	4	25	5	3	1	10	3	3	3	4	7	5	10	8	3	8	1	214
13. Diarrhœa	248	167	42	23	6	18	1	3	4	2	8	4	6	5	7	9	10	8	8	17	...	596
14. Cholera	27	7	4	...	1	2	2	...	...	1	...	1	1	...	1	...	1	1	...	1	...	50
15. Ague	...	...	...	...	...	...	...	...	...	...	1	1	1	1	1	...	...	1	...	...	...	6
16. Remittent Fever	5	6	4	1	2	3	1	3	1	...	3	...	...	1	1	...	...	...	...	...	...	31
17. Rheumatism	...	...	...	1	1	5	3	2	3	3	4	7	4	5	5	4	3	4	2	2	...	58
18. Pyæmia	2	...	...	...	...	...	1	2	...	3	2	5	3	...	1	...	...	...	1	...	...	20
	672	617	281	174	137	318	85	81	67	89	62	54	34	35	35	30	43	32	25	46	4	2921
ORDER 2.																						
1. Syphilis	10	1	...	...	...	...	...	...	2	1	...	...	...	1	2	1	1	...	...	...	...	19
2. Stricture of the Urethra	...	...	...	...	...	...	...	...	...	...	...	1	1	...	1	...	...	2	1	...	...	6
3. Hydrophobia	...	...	...	...	...	...	...	...	...	...	...	...	...	...	...	...	...	...	...	...	...	...
4. Glanders	...	...	...	...	...	...	...	...	...	...	...	...	...	...	...	...	...	...	...	...	...	...
	10	1	...	...	...	...	...	...	2	1	...	1	1	1	3	1	1	2	1	...	...	25
ORDER 3.																						
1. Privation	...	1	1	...	1	...	...	...	...	2	4	...	4	2	8	...	...	2	1	...	7	33
2. Want of Breast Milk	34	1	...	...	...	...	...	...	...	...	...	...	...	...	...	...	...	...	...	...	...	35
3. Purpura and Scurvy	3	1	...	...	...	...	...	...	1	...	1	1	1	1	...	1	2	1	...	...	...	13
4. Alcoholism—																						
a Del. Tremens	...	...	...	...	...	...	...	...	...	3	6	4	3	1	2	3	1	1	1	...	...	25
b Intemperance	...	...	...	...	...	...	...	...	1	1	6	8	17	12	5	4	11	2	3	2	1	73
	37	3	1	...	1	...	...	...	2	6	17	13	25	16	15	8	14	6	5	2	8	179
ORDER 4.																						
1. Thrush	28	3	4	...	...	...	...	...	...	...	...	...	...	...	...	...	...	...	...	...	...	35
2. Worms, &c.	1	1	...	...	1	...	1	...	...	...	...	...	...	...	...	...	...	...	...	...	...	4
2a. Hydatid	...	...	...	...	...	...	1	...	2	...	1	...	...	...	...	...	...	...	...	...	...	4
	29	4	4	...	1	...	2	...	2	...	1	...	...	...	...	...	...	...	...	...	...	43
Total Class I	748	625	286	174	139	318	87	81	73	96	80	68	60	52	53	39	58	40	31	48	12	3168
CLASS II.—ORDER 1.																						
1. Gout	...	...	...	...	...	...	...	...	...	...	...	...	1	1	1	1	1	...	...	...	...	5
2. Dropsy	9	3	...	2	3	4	...	2	5	3	1	4	8	8	8	13	9	16	13	4	2	117
3. Cancer	1	...	...	...	...	...	...	1	2	3	2	5	17	20	19	29	22	27	17	16	...	181
3a. Tumour	...	...	1	...	...	1	2	1	1	1	1	4	1	4	...	3	6	1	...	1	...	28
3b. Polypus	...	...	...	...	...	...	...	...	...	...	...	...	...	...	...	...	...	...	...	...	...	...
4. Noma	...	3	...	...	2	1	...	...	...	...	...	...	...	...	...	...	...	...	...	...	...	6
5. Mortification	1	...	...	...	...	...	...	...	...	2	...	1	...	...	...	1	4	1	1	1	...	12
	11	6	1	2	5	6	2	4	8	9	4	14	27	33	28	47	42	45	31	22	2	349
ORDER 2.																						
1. Scrofula	7	4	1	1	2	3	...	2	2	...	...	2	4	1	2	...	1	1	...	...	...	33
2. Tabes Mesenterica	84	79	13	5	3	2	...	...	...	...	...	...	...	...	...	...	...	...	...	...	...	186
3. Phthisis	8	9	3	2	1	6	5	41	64	71	90	75	69	60	43	25	23	8	2	4	1	610
3a. Hœmoptysis	...	...	...	...	...	...	...	...	...	...	...	...	...	...	...	1	2	...	...	...	1	4
4. Hydrocephalus	27	18	...	3	3	1	...	...	...	...	...	...	...	...	...	...	...	...	...	...	...	52
	126	110	17	11	9	12	5	43	66	71	90	77	73	61	45	26	26	9	2	4	2	885
Total Class II	137	116	18	13	14	18	7	47	74	80	94	91	100	94	73	73	68	54	33	26	4	1234

D 3—*continued.*

CAUSES OF DEATH.	Under 1 year.	1 to 2 years.	2 to 3 years.	3 to 4 years.	4 to 5 years.	5 to 10 years.	10 to 15 years.	15 to 20 years.	20 to 25 years.	25 to 30 years.	30 to 35 years.	35 to 40 years.	40 to 45 years.	45 to 50 years.	50 to 55 years.	55 to 60 years.	60 to 65 years.	65 to 70 years.	70 to 75 years	75 years and upwards.	Ages not specified	Total.
CLASS III.—ORDER 1.																						
1. Cephalitis	66	56	18	6	8	15	3	3	3	1	1	...	1	...	...	...	...	...	...	...	...	181
2. Apoplexy	1	...	...	...	...	2	1	4	8	4	10	19	17	26	18	28	23	22	15	15	1	214
3. Paralysis	...	...	1	...	...	...	...	2	1	2	5	3	11	11	12	16	14	16	16	15	1	126
4. Insanity	...	...	...	...	...	...	...	2	1	4	2	6	6	3	5	5	3	3	6	2	...	48
5. Chorea	1	...	...	...	...	...	...	2	1	...	...	...	...	...	...	...	...	...	...	...	...	4
6. Epilepsy	1	...	...	...	...	4	5	11	1	5	12	7	8	8	5	3	3	1	1	...	...	75
7. Convulsions	385	93	33	13	6	10	...	...	...	...	...	...	...	...	...	...	...	...	...	...	...	540
8. Brain Disease, &c.	4	1	2	...	...	7	4	3	8	5	11	8	16	6	12	6	9	11	4	2	...	119
	458	150	54	19	14	38	13	27	23	21	41	43	59	54	52	58	52	53	42	34	2	1307
ORDER 2.																						
1. Pericarditis	...	...	...	...	1	...	1	3	1	1	...	3	2	1	2	...	...	...	...	...	...	15
2. Aneurism	...	...	...	...	...	...	...	...	...	3	6	2	5	7	8	1	4	4	1	...	1	42
3. Heart Disease, &c.	9	...	3	...	2	11	11	18	12	21	20	39	25	48	38	40	46	42	27	27	...	439
	9	...	3	...	3	11	12	21	13	25	26	44	32	56	48	41	50	46	28	27	1	496
ORDER 3.																						
1. Laryngitis	3	2	4	1	1	3	...	...	...	...	...	...	1	...	...	2	...	1	...	...	...	18
2. Bronchitis	141	76	25	11	7	16	4	...	1	5	4	8	8	13	13	12	18	31	17	21	3	434
3. Pleurisy	3	1	1	...	...	1	1	1	3	2	...	5	...	4	2	4	2	1	1	2	...	34
4. Pneumonia	92	53	26	13	6	16	6	14	14	13	13	23	21	20	16	14	18	11	15	8	1	413
4a. Congestion of the Lungs, Pulmonary.	21	14	2	6	1	4	...	1	1	...	4	2	1	2	6	3	3	5	2	1	1	80
5. Asthma	1	1	...	...	...	2	1	...	2	2	3	2	3	3	2	3	9	5	6	9	...	54
6. Lung Disease, &c.	3	1	1	1	1	3	1	2	3	1	4	4	6	5	5	5	2	6	2	1	1	58
	264	148	59	32	16	45	13	18	24	23	28	44	40	47	44	43	52	60	43	42	6	1091
ORDER 4.																						
1. Gastritis	23	15	6	1	2	1	1	1	3	...	...	2	4	2	4	2	3	3	...	2	1	76
2. Enteritis	65	34	12	6	5	16	4	4	7	7	8	4	4	5	2	10	5	12	4	3	1	218
3. Peritonitis	...	1	...	1	1	3	...	1	3	6	11	7	6	5	2	4	2	2	...	2	...	57
4. Ascites	...	...	...	...	...	...	...	1	...	1	...	1	2	1	...	...	...	...	1	...	...	7
5. Ulceration of Intestines	2	1	...	...	...	...	...	1	...	2	1	4	...	...	1	2	1	1	...	...	...	16
6. Hernia	3	...	...	...	...	1	...	...	1	...	...	1	...	1	2	4	2	3	3	...	...	21
7. Ileus	5	1	1	...	...	1	...	1	3	2	2	3	3	...	...	1	1	3	1	4	1	33
8. Intussusception	2	...	...	...	...	...	...	...	...	...	...	...	...	1	...	1	...	...	...	...	...	4
9. Stricture of Intestines	...	...	...	...	...	...	...	...	...	...	1	...	...	...	1	...	...	...	...	...	...	2
10. Fistula	...	...	...	...	...	...	...	...	...	...	...	...	...	...	...	...	...	...	...	...	...	...
11. Stomach Disease, &c.	6	1	...	...	...	1	2	...	...	...	1	2	4	2	...	2	3	3	3	2	...	32
12. Pancreas Disease, &c.	...	...	...	...	...	...	...	...	...	...	...	...	...	...	...	...	...	...	...	...	...	...
13. Hepatitis	3	1	1	...	...	1	...	1	1	2	4	3	9	7	9	6	6	6	5	1	...	66
14. Jaundice	15	...	2	...	...	2	...	...	...	...	1	2	...	1	...	2	3	1	...	...	...	29
15. Liver Disease, &c.	5	2	2	...	1	4	3	...	3	6	16	18	15	19	12	10	17	9	6	6	...	154
16. Spleen Disease, &c.	...	...	...	...	...	...	...	...	...	...	...	...	...	...	...	...	...	...	...	...	...	...
	129	56	24	8	9	30	10	10	21	26	45	47	47	44	33	44	43	43	23	20	3	715
ORDER 5.																						
1. Nephritis	1	1	1	4	...	1	...	4	2	2	...	...	1	4	1	1	...	...	1	...	...	24
2. Ischuria	1	...	...	...	...	...	...	...	...	...	...	...	...	1	...	...	4	3	...	...	...	9
3. Nephria	...	1	...	2	2	2	2	...	1	1	6	6	7	4	5	4	5	6	...	...	...	54
4. Diabetes	...	...	...	...	...	...	...	1	...	1	...	2	...	2	...	1	...	1	...	1	...	9
5. Stone	...	...	...	...	...	...	1	...	1	...	...	...	...	1	...	...	2	1	...	1	...	7
6. Cystitis	1	...	...	...	1	...	...	...	...	...	2	...	1	...	2	3	6	3	2	6	...	27
7. Kidney Disease, &c.	...	3	...	...	...	...	...	...	...	1	1	1	...	3	1	5	9	5	6	7	2	44
	3	5	1	6	3	3	3	5	4	5	9	9	9	15	9	14	26	19	9	15	2	174
ORDER 6.																						
1. Ovarian Dropsy	...	...	...	...	...	...	...	...	...	...	1	...	1	...	...	...	...	...	...	...	...	2
2. Uterus Disease, &c.	...	...	...	...	...	...	1	3	1	3	3	2	4	2	...	1	...	1	...	...	...	21
	...	...	...	...	...	...	1	3	1	3	4	2	5	2	...	1	...	1	...	...	...	23
ORDER 7.																						
1. Anthritis	...	...	...	...	...	...	...	...	...	...	...	...	2	1	...	...	...	1	...	...	...	4
1a. Ostitis Periostitis, &c.	...	...	...	...	...	...	...	...	1	...	1	...	1	...	...	2	...	...	...	...	...	5
2. Joint Disease, &c.	...	...	...	...	...	3	1	1	...	...	1	...	...	...	...	2	1	1	...	...	...	10
	...	...	...	...	...	3	1	1	1	...	2	...	3	1	...	4	1	2	...	...	...	19
ORDER 8.																						
1. Phlegmon	...	...	...	...	...	...	...	...	...	...	...	...	...	...	1	...	1	...	...	...	...	2
2. Ulcer	...	...	...	...	...	...	1	...	1	...	...	...	...	...	...	...	2	1	...	...	...	5
3. Skin Disease, &c.	3	1	...	...	...	...	...	...	...	...	...	...	...	...	...	...	...	...	...	...	...	4
	3	1	...	...	...	...	1	...	1	...	...	...	...	...	1	...	3	1	...	...	...	11
Total, Class III	866	360	141	65	45	130	54	85	88	103	155	189	195	219	187	205	227	225	145	138	14	3836

D 3—*continued.*

CAUSES OF DEATH.	Under 1 year.	1 to 2 years.	2 to 3 years.	3 to 4 years.	4 to 5 years.	5 to 10 years.	10 to 15 years.	15 to 20 years.	20 to 25 years.	25 to 30 years.	30 to 35 years.	35 to 40 years.	40 to 45 years.	45 to 50 years.	50 to 55 years.	55 to 60 years.	60 to 65 years.	65 to 70 years.	70 to 75 years.	75 years and upwards.	Ages not specified.	Total.
CLASS IV—ORDER 1.																						
1. Premature Birth	232	...	...	...	...	...	...	...	...	...	...	...	...	...	...	...	...	...	...	...	...	232
2. Cyanosis	6	1	...	1	...	...	...	...	...	...	...	...	...	...	...	...	...	...	...	...	...	8
3. Spina Bifida	4	...	...	...	...	...	...	...	...	...	...	...	...	...	...	...	...	...	...	...	...	4
4. Other Malformations	20	...	...	...	...	...	...	...	...	...	...	...	...	...	...	...	...	...	...	...	...	20
5. Teething	134	106	...	...	...	...	...	...	...	...	...	...	...	...	...	...	...	...	...	...	...	240
	396	107	...	1	...	...	...	...	...	...	...	...	...	...	...	...	...	...	...	...	...	504
ORDER 2.																						
1. Paramenia	...	...	...	...	...	...	...	...	1	...	...	1	1	...	1	...	...	...	...	...	...	4
2. Childbirth (see Metria)	...	...	...	...	...	...	...	4	19	13	28	27	8	2	...	...	...	...	...	...	1	102
	...	...	...	...	...	...	...	4	20	13	28	28	9	2	1	...	...	...	...	...	1	106
ORDER 3.																						
1. Old Age	...	...	...	...	...	...	...	...	...	...	...	...	...	...	1	...	58	61	130	284	...	534
ORDER 4.																						
1. Atrophy and Debility	523	65	8	1	1	1	...	...	...	...	...	...	...	...	...	1	...	...	...	...	...	600
Total, Class IV	919	172	8	2	1	1	...	4	20	13	28	28	9	2	2	1	58	61	130	284	1	1744
CLASS V.—ORDER 1.—ACCIDENT OR NEGLIGENCE.																						
1. Fractures & Contusions	2	2	2	1	1	9	19	21	24	14	21	33	29	19	23	14	16	11	8	11	3	283
2. Wounds { *a* Gunshot	...	...	...	...	...	...	1	4	2	4	...	1	...	2	...	...	...	...	...	...	...	14
2. Wounds { *b* Cuts	...	...	...	...	...	2	1	1	...	1	1	1	1	1	1	...	1	...	1	1	...	13
3. Burns and Scalds	7	4	14	6	6	10	2	6	3	2	4	2	1	...	3	2	2	1	1	3	...	79
3*a*. Sunstroke	1	2	2	1	1	4	1	2	3	...	1	1	3	...	2	1	1	1	...	...	1	28
4. Poison	1	4	2	...	...	..	1	1	...	...	1	2	1	2	2	2	1	1	...	1	...	22
4*a*. Bite of Snake or Insect	2	...	1	1	1	...	1	...	...	1	...	...	...	1	...	...	1	...	...	...	...	9
5. Drowning	...	10	9	6	3	27	10	13	12	11	9	11	8	12	6	6	3	7	3	3	8	177
6. Suffocation	8	...	...	...	...	...	...	1	...	2	1	...	2	1	2	3	...	...	...	...	1	21
7. Otherwise	...	...	...	...	...	1	1	...	...	...	...	...	...	...	...	...	...	...	...	...	...	2
	21	22	30	15	12	53	37	49	44	35	38	51	45	38	39	28	25	21	13	19	13	648
ORDER 2.—VIOLENT DEATHS IN BATTLE.																						
1. Gunshot Wounds	...	...	...	...	...	...	...	...	...	...	...	...	...	...	...	...	...	...	...	...	...	...
2. Sword and Bayonet Wounds.	...	...	...	...	...	...	...	...	...	...	...	...	...	...	...	...	...	...	...	...	...	...
3. Otherwise	...	...	...	...	...	...	...	...	...	...	...	...	...	...	...	...	...	...	...	...	...	...
	...	...	...	...	...	...	...	...	...	...	...	...	...	...	...	...	...	...	...	...	...	...
ORDER 3.—HOMICIDE. Murder & Manslaughter	4	...	...	...	...	...	1	1	...	2	...	...	...	2	1	1	2	...	2	...	...	16
ORDER 4.—SUICIDE.																						
1. Wounds { Gunshot	...	...	...	...	...	...	...	...	...	...	...	2	...	1	1	...	...	1	...	...	...	5
1. Wounds { Cut, Stab, &c.	...	...	...	...	...	...	...	...	1	1	1	1	1	4	2	1	1	...	1	1	...	15
2. Poison	...	...	...	...	...	...	...	...	2	1	1	1	...	1	...	1	2	...	...	...	...	9
3. Drowning	...	...	...	...	...	...	...	...	1	2	2	3	...	...	...	...	1	...	...	...	...	9
4. Hanging	...	...	...	...	...	...	...	...	...	2	...	2	...	3	3	1	...	...	1	...	...	12
5. Otherwise	...	...	...	...	...	...	...	...	...	...	...	...	...	...	1	...	1	...	...	...	...	2
	...	...	...	...	...	...	...	...	4	6	4	9	1	9	7	3	5	1	2	1	...	52
ORDER 5.—EXECUTION.																						
1. Hanging	...	...	...	...	...	...	...	...	...	...	1	...	...	...	1	...	...	...	...	...	...	2
Violent Deaths (not classed)	...	...	...	...	...	...	...	1	...	...	2	...	2	...	...	1	2	..	...	...	...	8
Total, Class V	25	22	30	15	12	53	38	51	48	43	45	60	48	49	48	33	34	22	17	20	13	726
Sudden Deaths (Cause unascertained).	...	...	...	...	...	...	...	...	...	...	...	...	...	...	...	...	...	...	...	...	...	...
Causes not specified or ill-defined.	...	...	...	1	4	8	1	2	1	...	1	2	9	7	8	5	4	3	...	1	6	63
	2695	1295	483	270	215	528	187	270	304	335	403	438	421	423	371	356	449	405	356	517	50	10771

E 1.

DEATHS from all causes, of MALES, at different ages, registered in SYDNEY, from 1st January to 31st December, 1875.

CAUSES OF DEATH.	Under 1 year.	1 to 2 years.	2 to 3 years.	3 to 4 years.	4 to 5 years.	5 to 10 years.	10 to 15 years.	15 to 20 years.	20 to 25 years.	25 to 30 years.	30 to 35 years.	35 to 40 years.	40 to 45 years.	45 to 50 years.	50 to 55 years.	55 to 60 years.	60 to 65 years.	65 to 70 years.	70 to 75 years.	75 years and upwards.	Ages not specified.	Total.
CLASS I.—ORDER 1.																						
1. Small-pox	...	...	...	...	...	...	...	...	...	...	...	...	...	...	...	...	...	...	...	...	...	...
1a. Chicken-pox	...	...	...	...	...	...	...	...	...	...	...	...	...	...	...	...	...	...	...	...	...	...
2. Measles	16	43	8	11	1	6	1	...	...	...	...	...	...	...	1	...	...	...	...	...	...	87
3. Scarlatina	3	14	7	6	12	10	5	...	...	1	...	...	...	...	...	...	...	...	...	...	...	58
3a. Diphtheria	5	3	1	2	2	2	..	...	...	...	...	1	...	...	...	...	...	...	...	...	...	16
4. Quinsy	1	...	...	...	...	...	...	...	...	...	...	...	...	...	...	...	...	...	...	1	...	2
5. Croup	...	2	...	3	2	3	...	...	...	...	...	...	...	...	...	...	...	...	...	...	...	10
6. Whooping-cough	...	...	...	...	...	...	...	...	...	...	...	...	...	...	...	...	...	...	...	...	...	...
7. Typhus (and Infantile Fever.)	2	1	2	2	1	5	8	5	5	5	1	1	...	3	1	...	...	...	...	...	...	42
8. Erysipelas	1	...	...	...	...	...	...	...	1	...	2	...	...	...	...	...	3	...	1	1	...	9
9. Metria	...	...	...	...	...	...	...	...	...	...	...	...	...	...	...	...	...	...	...	...	...	...
10. Carbuncle	...	...	...	...	...	...	...	...	...	...	...	...	...	...	...	...	...	...	...	...	...	...
11. Influenza	2	...	...	...	...	...	...	...	...	...	...	...	...	...	...	...	1	...	1	...	...	4
12. Dysentery	...	2	1	...	...	...	1	...	1	5	3	1	1	...	1	...	...	...	2	...	...	18
13. Diarrhœa	32	32	6	5	...	2	...	...	...	1	1	...	3	1	4	2	1	1	1	2	...	94
14. Cholera	5	1	...	...	...	2	...	...	...	...	...	1	1	...	...	...	...	1	...	1	...	12
15. Ague	...	...	...	...	...	...	...	...	...	...	1	1	1	1	1	...	...	1	...	...	...	6
16. Remittent Fever	...	2	...	...	...	...	...	1	...	...	...	...	...	...	...	...	...	...	...	...	...	3
17. Rheumatism	...	...	...	...	...	...	...	...	1	1	...	...	...	2	2	...	...	1	...	1	...	8
18. Pyæmia	...	...	...	...	...	...	...	...	...	...	...	...	...	...	...	...	...	...	...	...	...	...
	67	100	25	29	18	30	15	6	8	13	8	5	6	7	10	2	5	4	5	6	...	369
ORDER 2.																						
1. Syphilis	1	1	...	...	...	...	...	...	1	1	...	...	...	...	...	...	...	...	...	...	...	4
2. Stricture of Urethra	...	...	...	...	...	...	...	...	...	...	...	1	1	...	1	...	...	...	...	...	...	3
3. Hydrophobia	...	...	...	...	...	...	...	...	...	...	...	...	...	...	...	...	...	...	...	...	...	...
4. Glanders	...	...	...	...	...	...	...	...	...	...	...	...	...	...	...	...	...	...	...	...	...	...
	1	1	...	...	...	...	...	...	1	1	...	1	1	...	1	...	...	...	...	...	...	7
ORDER 3.																						
1. Privation	...	...	...	...	...	...	...	...	...	...	...	...	...	...	...	...	...	...	...	...	...	...
2. Want of Breast Milk	13	...	...	...	...	...	...	...	...	...	...	...	...	...	...	...	...	...	...	...	...	13
3. Pupura and Scurvy	...	...	...	...	...	...	...	...	...	...	...	...	1	...	...	...	...	...	...	...	...	1
4. Alcholism—																						
a Del. Tremens	...	...	...	...	...	...	...	...	...	2	5	4	1	1	2	...	1	...	...	...	...	16
b Intemperance	...	...	...	...	...	...	...	...	...	...	...	2	3	...	1	...	3	...	...	1	...	10
	13	...	...	...	...	...	...	...	...	2	5	6	5	1	3	...	4	...	...	1	...	40
ORDER 4.																						
1. Thrush	1	1	...	...	...	...	...	...	...	...	...	...	...	...	...	...	...	...	...	...	...	2
2. Worms, &c.	...	...	...	...	...	...	...	...	...	...	...	...	...	...	...	...	...	...	...	...	...	...
2a. Hydatid	...	...	...	...	...	...	...	...	...	...	...	...	...	...	...	...	...	...	...	...	...	...
	1	1	...	...	...	...	...	...	...	...	...	...	...	...	...	...	...	...	...	...	...	2
Total Class I.	82	102	25	29	18	30	15	6	9	16	13	12	12	8	14	2	9	4	5	7	...	418
CLASS II.—ORDER 1.																						
1. Gout	...	...	...	...	...	...	...	...	...	...	...	...	1	1	...	...	...	...	...	...	...	2
2. Dropsy	...	...	...	...	1	1	...	...	1	1	1	...	...	1	1	2	...	1	...	1	...	11
3. Cancer	...	...	...	...	...	...	...	1	...	...	...	2	4	4	1	3	1	...	1	1	...	18
3a. Tumour	...	...	...	...	...	...	...	...	...	...	...	...	...	...	...	...	...	...	...	...	...	...
3b. Polypus	...	...	...	...	...	...	...	...	...	...	...	...	...	...	...	...	...	...	...	...	...	...
4. Noma	...	1	...	...	...	...	...	...	...	...	...	...	...	...	...	...	...	...	...	...	...	1
5. Mortification	...	...	...	...	...	...	...	...	...	...	...	...	...	...	...	...	1	1	...	...	...	2
ORDER 2.	...	1	...	...	1	1	...	1	1	1	1	2	5	6	2	5	2	2	1	2	...	34
1. Scrofula	3	...	1	...	..	...	...	...	...	...	...	...	...	1	...	...	...	...	...	...	...	5
2. Tabes Mesenterica	10	12	3	...	2	...	...	...	...	...	...	...	...	...	...	...	...	...	...	...	...	27
3. Phthisis	1	2	...	1	...	...	...	7	10	12	17	15	17	7	7	7	4	1	...	...	...	108
3a. Hœmoptysis	...	...	...	...	...	...	...	...	...	...	...	...	...	...	...	...	...	...	...	...	...	...
4. Hydrocephalus	4	1	...	1	...	1	...	...	...	...	...	...	...	...	...	...	...	...	...	...	...	7
	18	15	4	2	2	1	...	7	10	12	17	15	17	8	7	7	4	1	...	...	...	147
Total Class II.	18	16	4	2	3	2	...	8	11	13	18	17	22	14	9	12	6	3	1	2	...	181

E 1—*continued.*

CAUSES OF DEATH.	Under 1 year.	1 to 2 years.	2 to 3 years.	3 to 4 years.	4 to 5 years.	5 to 10 years.	10 to 15 years.	15 to 20 years.	20 to 25 years.	25 to 30 years.	30 to 35 years.	35 to 40 years.	40 to 45 years.	45 to 50 years.	50 to 55 years.	55 to 60 years.	60 to 65 years.	65 to 70 years.	70 to 75 years.	75 years and upwards.	Ages not specified.	Total.
CLASS III.—ORDER 1.																						
1. Cephalitis	10	6	4	4	2	6	...	...	1	...	...	...	...	...	...	...	...	...	...	...	...	33
2. Apoplexy	...	...	...	...	...	...	...	1	1	1	2	1	6	7	6	1	4	6	3	2	...	41
3. Paralysis	...	...	...	...	...	...	...	...	...	...	...	...	...	2	1	4	...	3	...	...	...	10
4. Insanity	...	...	...	...	...	...	...	...	...	...	...	...	...	...	...	...	...	...	...	...	...	...
5. Chorea	...	...	...	...	...	...	...	...	...	...	...	...	...	...	...	...	...	...	...	...	...	...
6. Epilepsy	1	...	...	...	...	...	...	...	...	...	...	1	...	...	...	1	...	...	...	...	...	3
7. Convulsions	35	13	5	2	...	2	...	...	...	...	...	...	...	...	...	...	...	...	...	...	...	57
8. Brain Disease, &c.	1	...	...	...	...	1	2	...	1	2	4	...	3	4	1	1	2	4	...	...	...	26
	47	19	9	6	2	9	2	1	3	3	6	2	9	13	8	7	6	13	3	2	...	170
ORDER 2.																						
1. Pericarditis	...	...	...	...	...	...	...	...	...	1	...	...	...	...	...	...	...	...	...	...	...	1
2. Aneurism	...	...	...	...	...	...	...	...	...	...	1	...	1	1	1	...	1	1	...	...	...	6
3. Heart Disease, &c.	1	...	...	...	1	1	...	3	1	7	3	10	5	3	6	4	4	6	2	...	...	57
	1	...	...	...	1	1	...	3	1	8	4	10	6	4	7	4	5	7	2	...	...	64
ORDER 3.																						
1. Laryngitis	...	1	...	1	...	...	...	...	...	...	...	...	...	...	...	2	...	...	...	...	...	4
2. Bronchitis	13	9	3	...	1	3	...	...	...	...	1	3	1	2	3	3	4	5	2	2	...	55
3. Pleurisy	2	...	1	...	...	...	...	...	...	1	...	1	...	...	1	...	...	...	...	1	...	7
4. Pneumonia	13	7	5	2	2	2	...	4	2	2	1	3	6	2	3	1	2	1	1	...	...	59
4a. Congestion of the Lungs pulmonary.	...	1	...	...	...	2	...	1	...	...	1	...	...	...	...	...	...	1	...	...	...	6
5. Asthma	...	...	...	...	...	...	...	...	...	...	1	1	...	1	1	...	1	2	...	1	...	8
6. Lung Disease, &c.	...	...	...	...	1	...	...	1	...	...	...	1	...	1	...	1	1	...	...	...	...	6
	28	18	9	3	4	7	...	6	2	3	4	9	7	6	8	7	8	9	3	4	...	145
ORDER 4.																						
1. Gastritis	7	10	1	...	...	1	...	...	...	...	...	...	...	...	1	...	...	...	...	...	...	20
2. Enteritis	5	4	...	...	...	2	...	...	1	...	2	...	1	...	...	1	...	2	...	...	...	18
3. Peritonitis	...	...	...	1	...	...	...	...	...	1	2	...	...	...	2	1	1	...	...	...	...	8
4. Ascites	...	...	...	...	...	...	...	...	...	...	...	...	...	1	...	...	...	...	...	...	...	1
5. Ulceration of Intestines	1	...	...	...	...	...	...	1	...	1	...	...	...	...	...	...	...	...	...	...	...	3
6. Hernia	...	...	...	...	...	...	...	...	1	...	...	...	...	...	...	1	...	...	...	...	...	2
7. Ileus	...	...	...	...	...	1	...	...	...	...	1	1	...	...	...	...	...	...	...	...	...	3
8. Intussusception	1	...	...	...	...	...	...	...	...	...	...	...	...	...	...	1	...	...	...	...	...	2
9. Stricture of Intestines	...	...	...	...	...	...	...	...	...	...	...	...	...	...	1	...	...	...	...	...	...	1
10. Fistula	...	...	...	...	...	...	...	...	...	...	...	...	...	...	...	...	...	...	...	...	...	...
11. Stomach Disease, &c.	...	...	...	...	...	...	...	...	...	...	...	...	1	1	...	...	1	...	1	...	...	4
12. Pancreas Disease, &.	...	...	...	...	...	...	...	...	...	...	...	...	...	...	...	...	...	...	...	...	...	...
13. Hepatitis	...	1	...	...	...	...	...	1	...	...	...	...	1	2	2	...	...	1	...	1	...	9
14. Jaundice	3	...	...	...	...	...	...	...	...	...	...	...	...	...	...	1	...	...	...	...	...	4
15. Liver Disease, &c.	...	...	1	...	...	...	1	...	1	...	2	6	4	5	1	...	4	1	2	1	...	29
16. Spleen Disease, &c.	...	...	...	...	...	...	...	...	...	...	...	...	...	...	...	...	...	...	...	...	...	...
	17	15	2	1	...	4	1	2	3	2	7	7	7	9	7	5	6	4	3	2	...	104
ORDER 5.																						
1. Nephritis	...	...	...	1	...	...	...	...	...	...	...	...	...	2	...	1	...	...	...	...	...	4
2. Ischuria	...	...	...	...	...	...	...	...	...	...	...	...	...	...	...	...	...	...	...	...	...	...
3. Nephria	...	...	...	...	1	2	1	...	...	...	2	3	5	4	2	1	...	1	...	...	...	22
4. Diabetes	...	...	...	...	...	...	...	...	...	1	...	...	...	1	...	...	...	...	...	...	...	2
5. Stone	...	...	...	...	...	...	1	...	...	...	...	...	...	1	...	...	1	...	...	...	...	3
6. Cystitis	...	...	...	...	...	...	...	...	...	...	1	...	1	...	...	1	2	1	...	1	...	7
7. Kidney Disease, &c.	...	1	...	...	...	...	...	...	...	...	...	1	...	1	...	1	3	3	...	...	...	10
	...	1	...	1	1	2	2	..	...	1	3	4	6	9	2	4	6	5	...	1	...	48
ORDER 7.																						
1. Arthritis	...	...	...	...	...	...	...	...	...	...	...	...	...	...	...	...	...	...	...	...	...	...
1a. Ostitis Pereostitis, &c.	...	...	...	...	...	...	...	...	...	...	...	...	...	...	...	...	...	...	...	...	...	...
2. Joint Disease, &c.	...	...	...	...	...	...	1	...	...	...	...	...	...	...	...	...	...	...	...	...	...	1
	...	...	...	...	...	...	1	...	...	...	...	...	...	...	...	...	...	...	...	...	...	1
ORDER 8.																						
1. Phlegmon	...	...	...	...	...	...	...	...	...	...	...	...	...	...	1	...	...	...	...	...	...	1
2. Ulcer	...	...	...	...	...	...	...	...	...	...	...	...	...	...	...	...	...	...	...	...	...	...
3. Skin Disease	...	...	...	...	...	...	...	...	...	...	...	...	...	...	...	...	...	...	...	...	...	...
	...	...	...	...	...	...	...	...	...	...	...	...	...	...	1	...	...	...	...	...	...	1
Total, Class III.	93	53	20	11	8	23	6	12	9	17	24	32	35	41	33	27	31	38	11	9	...	533

E 1—*continued.*

CAUSES OF DEATH,	Under 1 year.	1 to 2 years.	2 to 3 years.	3 to 4 years.	4 to 5 years.	5 to 10 years.	10 to 15 years.	15 to 20 years.	20 to 25 years.	25 to 30 years.	30 to 35 years.	35 to 40 years.	40 to 45 years.	45 to 50 years.	50 to 55 years.	55 to 60 years.	60 to 65 years.	65 to 70 years.	70 to 75 years.	75 years and upwards.	Ages not specified.	Total.
CLASS IV—ORDER 1.																						
1. Premature Birth	33	...	...	...	...	...	...	...	...	...	...	...	...	...	...	...	...	...	...	...	...	33
2. Cyanosis	3	...	...	...	...	...	...	...	...	...	...	...	...	...	...	...	...	...	...	...	...	3
3. Spina Bifida	...	...	...	...	...	...	...	...	...	...	...	...	...	...	...	...	...	...	...	...	...	...
4. Other Malformations	3	...	...	...	...	...	...	...	...	...	...	...	...	...	...	...	...	...	...	...	...	3
5. Teething	12	8	...	...	...	...	...	...	...	...	...	...	...	...	...	...	...	...	...	...	...	20
	51	8	...	...	...	...	...	...	...	...	...	...	...	...	...	...	...	...	...	...	...	59
ORDER 3.																						
1. Old Age	...	...	...	...	...	...	...	...	...	...	...	...	...	...	...	...	..	3	6	12	...	21
ORDER 4.																						
1. Atrophy and Debility	68	9	3	...	...	...	...	...	...	...	...	...	...	...	...	...	...	...	...	...	...	80
Total, Class IV	119	17	3	...	...	...	...	...	...	...	...	...	...	...	...	...	...	3	6	12	...	160
CLASS V—ORDER 1.—ACCIDENT OR NEGLIGENCE.																						
1. Fractures & Contusions	...	...	...	...	...	...	1	4	3	1	5	2	2	4	...	2	2	1	1	2	...	30
2. Wounds { *a* Gunshot	...	...	...	...	...	...	...	...	...	...	...	...	...	...	...	...	...	...	...	...	...	...
2. Wounds { *b* Cuts	...	...	...	...	...	...	1	1	...	1	1	...	1	...	...	...	...	...	...	...	...	5
3. Burns and Scalds	...	...	2	...	1	1	...	...	...	...	...	...	...	...	...	1	...	...	...	...	...	5
3*a*. Sunstroke	...	...	...	...	...	...	...	...	...	...	...	...	...	...	...	...	...	...	...	...	...	...
4. Poison	...	...	1	...	...	...	1	...	...	...	...	1	...	1	...	...	...	...	...	...	...	4
4*a*. Bite of Snake or Insect	...	...	...	...	...	...	...	...	...	...	...	...	...	1	...	...	...	...	...	...	...	1
5. Drowning	...	...	...	2	...	1	...	...	1	2	1	...	...	1	...	1	...	...	...	...	...	9
6. Suffocation	...	...	...	...	...	...	...	...	...	...	...	...	1	1	...	...	...	...	...	...	...	2
7. Otherwise	...	...	...	...	...	...	...	...	...	...	...	...	...	...	...	...	...	...	...	...	...	...
	...	...	3	2	1	2	3	5	4	4	7	3	4	8	...	4	2	1	1	2	...	56
ORDER 2.—VIOLENT DEATHS IN BATTLE.																						
1. Gunshot Wounds	...	...	...	...	...	...	...	...	...	...	...	...	...	...	...	...	...	...	...	...	...	...
2. Sword and Bayonet Wounds.	...	...	...	...	...	...	...	...	...	...	...	...	...	...	...	...	...	...	...	...	...	...
3. Otherwise	...	...	...	...	...	...	...	...	...	...	...	...	...	...	...	...	...	...	...	...	...	...
	...	...	...	...	...	...	...	...	...	...	...	...	...	...	...	...	...	...	...	...	...	...
ORDER 3—HOMICIDE.																						
Murder and Manslaughter	1	...	...	...	...	...	...	...	...	...	...	...	...	1	1	...	...	...	1	...	...	4
ORDER 4—SUICIDE.																						
1. Wounds { Gunshot	...	...	...	...	...	...	...	...	...	...	...	...	...	1	...	...	...	...	...	...	...	1
1. Wounds { Cut, Stab, &c.	...	...	...	...	...	...	...	...	...	...	1	1	1	...	1	...	...	...	...	...	...	4
2. Poison	...	...	...	...	...	...	...	...	1	1	...	...	...	1	...	1	...	...	...	...	...	4
3. Drowning	...	...	...	...	...	...	...	...	...	...	1	...	...	...	...	...	...	...	...	...	...	1
4. Hanging	...	...	...	...	...	...	...	...	...	...	...	1	...	1	...	1	...	...	...	...	...	3
5. Otherwise	...	...	...	...	...	...	...	...	...	...	...	...	...	...	...	...	1	...	...	...	...	1
	...	...	...	...	...	...	...	...	1	1	2	2	1	3	1	2	1	...	...	...	...	14
ORDER 5—EXECUTION.																						
1. Hanging	...	...	...	...	...	...	...	...	...	...	1	...	...	...	...	...	...	...	...	...	...	1
Violent Deaths (not classed) Found drowned, &c.	...	...	...	...	...	...	...	1	...	...	2	...	2	...	...	1	...	...	...	...	...	6
Total, Class V	1	...	3	2	1	2	3	6	5	5	12	5	7	12	2	7	3	1	2	2	...	81
Sudden Deaths—(Cause unascertained).	...	...	...	...	...	...	...	...	...	...	...	...	...	...	...	...	...	...	...	...	...	...
Causes not specified or ill-defined.	...	...	...	...	2	...	...	...	...	...	1	...	2	1	1	3	2	...	...	...	1	13
	313	188	55	44	32	57	24	32	34	51	68	66	78	76	59	51	51	49	25	32	1	1386

E 2.

DEATHS from all causes of FEMALES at different ages, registered in SYDNEY, from 1st January to 31st December, 1875.

CAUSES OF DEATH.	Under 1 year.	1 to 2 years.	2 to 3 years.	3 to 4 years.	4 to 5 years.	5 to 10 years.	10 to 15 years.	15 to 20 years.	20 to 25 years.	25 to 30 years.	30 to 35 years.	35 to 40 years.	40 to 45 years.	45 to 50 years.	50 to 55 years.	55 to 60 years.	60 to 65 years.	65 to 70 years.	70 to 75 years.	75 years and upwards.	Ages not specified.	Total.
CLASS I—ORDER 1.																						
1. Small-pox	...	...	...	...	...	...	...	...	...	...	...	...	...	...	...	...	...	...	...	...	...	...
1a. Chicken-pox	...	...	...	...	...	...	...	...	...	...	...	...	...	...	...	...	...	...	...	...	...	...
2. Measles	7	40	8	4	6	9	1	...	...	...	...	...	...	...	...	...	...	...	...	...	...	75
3. Scarlatina	5	4	13	8	4	9	2	1	1	...	...	...	...	...	...	...	...	...	...	...	...	47
3a. Diphtheria	2	5	5	1	4	3	...	...	...	...	...	...	...	...	...	...	...	...	...	...	...	20
4. Quinsy	...	...	...	...	...	1	...	...	...	...	1	...	...	...	...	...	...	...	...	...	...	2
5. Croup	3	4	1	4	...	5	...	...	...	...	...	...	...	...	...	...	...	...	...	...	...	17
6. Whooping-cough	...	...	...	...	...	...	...	...	...	...	...	...	...	...	...	...	...	...	...	...	...	...
7. Typhus (and Infantile Fever).	2	1	2	1	1	6	2	3	3	3	...	3	...	2	...	2	2	...	...	...	...	33
8. Erysipelas	3	...	...	...	...	1	...	1	1	...	1	2	...	2	...	1	1	...	2	2	...	17
9. Metria	...	...	...	...	...	...	...	1	4	10	1	2	...	...	...	...	...	...	...	...	...	18
10. Carbuncle	...	...	...	...	...	...	...	...	...	...	...	...	...	...	...	...	...	...	...	...	...	...
11. Influenza	1	...	...	...	...	...	...	...	...	...	...	...	...	...	...	...	...	...	1	...	...	2
12. Dysentery	...	2	...	...	...	1	1	2	...	...	...	...	...	...	1	1	1	...	1	1	...	11
13. Diarrhœa	30	39	15	5	...	2	...	2	4	...	1	1	...	...	1	2	4	1	1	6	...	114
14. Cholera	4	2	1	...	...	...	1	...	...	...	...	...	...	...	...	...	...	...	...	...	...	8
15. Ague	...	...	...	...	...	...	...	...	...	...	...	...	...	...	...	...	...	...	...	...	...	...
16. Remittent Fever	...	2	1	...	...	...	...	...	...	...	...	...	...	...	...	...	...	...	...	...	...	3
17. Rheumatism	...	...	...	...	...	...	1	...	1	...	...	3	...	...	1	...	...	...	...	...	...	6
18. Pyæmia	...	...	...	...	...	...	1	1	...	...	1	2	1	...	...	...	...	...	...	...	...	6
	57	99	46	23	15	37	9	11	14	13	5	13	1	4	3	6	8	1	5	9	...	379
ORDER 2.																						
1. Syphilis	3	...	...	...	...	...	...	...	...	...	...	...	...	...	2	...	...	...	...	...	...	5
2. Stricture of the Uretha	...	...	...	...	...	...	...	...	...	...	...	...	...	...	...	...	...	...	...	...	...	...
3. Hydrophobia	...	...	...	...	...	...	...	...	...	...	...	...	...	...	...	...	...	...	...	...	...	...
4. Glanders	...	...	...	...	...	...	...	...	...	...	...	...	...	...	...	...	...	...	...	...	...	...
	3	...	...	...	...	...	...	...	...	...	...	...	...	...	2	...	...	...	...	...	...	5
ORDER 3.																						
1. Privation	...	...	...	...	...	...	...	...	...	...	...	...	...	...	...	...	...	...	...	...	...	...
2. Want of Breast Milk	15	1	...	...	...	...	...	...	...	...	...	...	...	...	...	...	...	...	...	...	...	16
3. Purpura and Scurvy	...	...	...	...	...	...	...	...	...	...	...	...	...	...	...	...	...	1	...	...	...	1
4. Alcoholism—																						
a. Del. Tremens	...	...	...	...	...	...	...	...	...	1	...	...	...	...	...	...	...	...	...	...	...	1
b. Intemperance	...	...	...	...	...	...	...	...	1	1	...	1	3	1	...	...	2	...	1	...	...	10
	15	1	...	...	...	...	...	...	1	2	...	1	3	1	...	...	2	1	1	...	...	28
ORDER 4.																						
1. Thrush	4	...	1	...	...	...	...	...	...	...	...	...	...	...	...	...	...	...	...	...	...	5
2. Worms, &c.	...	1	...	...	1	...	...	...	...	...	...	...	...	...	...	...	...	...	...	...	...	2
2a. Hydatid	...	...	...	...	...	...	...	...	...	...	...	...	...	...	...	...	...	...	...	...	...	...
	4	1	1	...	1	...	...	...	...	...	...	...	...	...	...	...	...	...	...	...	...	7
Total Class I	79	101	47	23	16	37	9	11	15	15	5	14	4	5	5	6	10	2	6	9	...	419
CLASS II—ORDER 1.																						
1. Gout	...	...	...	...	...	...	...	...	...	...	...	...	...	...	...	...	1	...	...	...	...	1
2. Dropsy	...	...	...	...	...	...	...	1	...	...	...	1	...	...	1	...	...	...	1	...	...	4
3. Cancer	...	...	...	...	...	...	...	...	1	2	1	1	5	1	1	6	2	4	1	1	...	26
3a. Tumour	...	...	...	...	...	...	...	...	...	...	...	...	...	...	...	...	2	...	...	...	...	2
3b. Polypus	...	...	...	...	...	...	...	...	...	...	...	...	...	...	...	...	...	...	...	...	...	...
4. Noma	...	1	...	...	...	1	...	...	...	...	...	...	...	...	...	...	...	...	...	...	...	2
5. Mortification	...	...	...	...	...	...	...	...	...	...	...	...	...	...	...	...	1	...	...	1	...	2
	...	1	...	...	...	1	...	1	1	2	1	2	5	1	2	6	6	4	2	2	...	37
ORDER 2.																						
1. Scrofula	1	...	...	...	1	...	...	1	...	...	...	...	...	...	...	...	...	...	...	...	...	3
2. Tabes Mesenterica	9	17	2	...	1	1	...	...	...	...	...	...	...	...	...	...	...	...	...	...	...	30
3. Phthisis	3	...	1	...	...	1	1	10	15	9	9	16	7	8	6	3	3	...	...	1	...	93
3a. Hœmoptysis	...	...	...	...	...	...	...	...	...	...	...	...	...	...	...	...	...	...	...	...	...	...
4. Hydrocephalus	7	5	...	...	...	...	...	...	...	...	...	...	...	...	...	...	...	...	...	...	...	12
	20	22	3	...	2	2	1	11	15	9	9	16	7	8	6	3	3	...	...	1	...	138
Total Class II	20	23	3	...	2	3	1	12	16	11	10	18	12	9	8	9	9	4	2	3	...	175

E 2—*continued.*

CAUSES OF DEATH.	Under 1 year.	1 to 2 years.	2 to 3 years.	3 to 4 years.	4 to 5 years.	5 to 10 years.	10 to 15 years.	15 to 20 years.	20 to 25 years.	25 to 30 years.	30 to 35 years.	35 to 40 years.	40 to 45 years.	45 to 50 years.	50 to 55 years.	55 to 60 years.	60 to 65 years.	65 to 70 years.	70 to 75 years.	75 years and upwards.	Ages not specified	Total.
CLASS III—ORDER 1.																						
1. Cephalitis	7	12	4	...	3	2	...	...	...	...	...	...	...	...	...	...	...	...	...	...	...	28
2. Apoplexy	...	...	...	...	...	...	...	...	2	...	3	2	...	4	1	1	3	3	1	6	...	26
3. Paralysis	...	...	...	...	...	...	...	...	...	1	...	1	1	2	3	1	3	1	...	1	...	14
4. Insanity	...	...	...	...	...	...	...	...	...	...	...	...	...	...	...	...	...	...	...	...	...	...
5. Chorea	...	...	...	...	...	...	...	1	1	...	...	...	...	...	...	...	...	...	...	...	...	2
6. Epilepsy	..	...	...	...	...	...	1	...	...	1	2	...	...	1	1	...	...	...	...	...	...	6
7. Convulsions	27	15	3	1	...	3	...	...	...	...	...	...	...	...	...	...	...	...	...	...	...	49
8. Brain Disease, &c.	...	...	...	...	...	1	1	1	2	...	1	2	2	...	2	...	1	1	1	...	...	15
	34	27	7	1	3	6	2	2	5	2	6	5	3	7	7	2	7	5	2	7	...	140
ORDER 2.																						
1. Pericarditis	...	...	...	...	1	...	...	1	...	...	...	1	...	...	...	...	...	...	...	...	...	3
2. Aneurism	...	...	...	...	...	...	...	...	...	...	1	...	...	...	1	...	...	1	...	...	...	3
3. Heart Disease, &c.	...	...	...	...	...	1	2	3	4	2	...	3	3	8	4	4	7	3	3	3	...	50
	...	...	...	...	1	1	2	4	4	2	1	4	3	8	5	4	7	4	3	3	...	56
ORDER 3.																						
1. Laryngitis	1	...	...	...	...	1	...	...	...	...	...	...	...	...	...	...	...	...	...	...	...	2
2. Bronchitis	16	10	3	1	1	2	...	...	1	1	...	1	1	1	...	2	5	2	2	2	...	51
3. Pleurisy	...	...	...	...	...	...	...	1	1	1	...	2	...	2	...	1	...	...	...	...	...	8
4. Pneumonia	5	19	6	2	1	3	...	1	1	2	...	2	2	1	1	2	2	3	2	1	...	47
4a. Congestion of the Lungs, pulmonary.	5	...	...	...	...	...	...	...	1	...	...	...	...	...	...	...	...	1	...	...	...	7
5. Asthma	...	...	...	...	...	...	...	...	...	...	...	...	...	...	1	...	1	...	1	...	...	3
6. Lung Disease, &c.	...	...	...	1	...	...	...	...	1	...	...	1	...	...	1	1	...	...	...	...	...	5
	27	20	9	4	2	6	...	2	5	4	...	6	3	4	3	6	8	6	5	3	...	123
ORDER 4.																						
1. Gastritis	6	1	2	...	2	...	...	...	...	...	...	1	1	...	1	...	...	1	...	...	...	15
2. Enteritis	4	6	1	...	2	2	1	...	...	1	...	...	...	...	...	1	...	2	...	...	...	20
3. Peritonitis	...	...	...	...	1	2	...	...	...	1	3	2	2	1	...	...	...	...	...	...	...	12
4. Ascites	...	...	...	...	...	...	...	...	...	...	...	1	2	...	...	...	...	...	...	...	...	3
5. Ulceration of Intestines	...	...	...	...	...	...	...	...	...	...	...	...	...	...	...	...	...	...	...	...	...	...
6. Hernia	...	...	...	...	...	...	...	...	...	...	...	...	...	...	...	...	...	...	1	...	...	1
7. Ileus	1	...	...	...	...	...	...	...	...	1	1	...	1	...	...	...	...	...	...	1	...	5
8. Intussusception	...	...	...	...	...	...	...	...	...	...	...	...	...	1	...	...	...	...	...	...	...	1
9. Stricture of Intestines	...	...	...	...	...	...	...	...	...	...	1	...	...	...	...	...	...	...	...	...	...	1
10. Fistula	...	...	...	...	...	...	...	...	...	...	...	...	...	...	...	...	...	...	...	...	...	...
11. Stomach Disease, &c.	...	...	...	...	...	...	...	...	...	...	...	1	1	...	...	...	...	...	...	1	...	3
12. Pancreas Disease	...	...	...	...	...	...	...	...	...	...	...	...	...	...	...	...	...	...	...	...	...	...
13. Hepatitis	...	...	...	...	...	...	...	...	...	1	2	1	4	1	...	1	2	...	2	...	...	14
14. Jaundice	1	...	...	...	...	...	...	...	...	...	...	...	...	...	...	...	...	...	...	...	...	1
15. Liver Disease, &c.	...	1	...	...	...	...	...	...	...	...	3	4	2	3	3	2	2	...	1	1	...	22
16. Spleen Disease, &c.	...	...	...	...	...	...	...	...	...	...	...	...	...	...	...	...	...	...	...	...	...	...
	12	8	3	...	5	4	1	...	...	4	10	10	13	6	4	4	4	3	4	3	...	98
ORDER 5.																						
1. Nephritis	...	...	...	1	...	...	...	3	...	...	...	...	...	...	1	...	...	...	1	...	...	6
2. Ischuria	...	...	...	...	...	...	...	...	...	...	...	...	...	...	...	...	...	...	...	...	...	...
3. Nephria	...	...	...	1	1	...	...	...	...	...	2	...	2	...	1	...	2	1	...	...	...	10
4. Diabetes	...	...	...	...	...	...	...	...	...	...	...	1	...	1	...	...	...	...	...	...	...	2
5. Stone	...	...	...	...	...	...	...	...	...	...	...	...	...	...	...	...	...	...	...	...	...	...
6. Cystitis	...	...	...	...	1	...	...	...	...	...	...	...	...	...	...	...	...	...	...	...	...	1
7. Kidney Disease, &c.	...	1	...	...	...	...	...	...	...	1	...	...	...	...	...	...	...	...	...	...	...	2
	...	1	...	2	2	...	...	3	...	1	2	1	2	1	2	...	2	1	1	...	...	21
ORDER 6.																						
1. Ovarian Dropsy	...	...	...	...	...	...	...	...	...	...	...	...	...	...	...	...	...	...	...	...	...	...
2. Uterus Disease, &c.	...	...	...	...	...	...	1	1	...	...	...	...	1	1	...	1	...	...	...	...	...	5
	...	...	...	...	...	...	1	1	...	...	...	...	1	1	...	1	...	...	...	...	...	5
ORDER 7.																						
1. Arthritis	...	...	...	...	...	...	...	...	...	...	...	...	2	...	...	...	...	...	...	...	...	2
1a. Ostitis Periostitis, &c.	...	...	...	...	...	...	...	...	...	...	...	...	...	...	...	...	...	...	...	...	...	...
2. Joint Disease	...	...	...	...	...	...	...	...	...	...	...	...	...	...	...	...	...	...	...	...	...	...
	...	...	...	...	...	...	...	...	...	...	...	...	2	...	...	...	...	...	...	...	...	2
ORDER 8.																						
1. Phlegmon	...	...	...	...	...	...	...	...	...	...	...	...	...	...	...	...	1	...	...	...	...	1
2. Ulcer	...	...	...	...	...	...	...	...	...	...	...	...	...	...	...	...	...	1	...	...	...	1
3. Skin Disease, &c.	1	1	...	...	...	...	...	...	...	...	...	...	...	...	...	...	...	...	...	...	...	2
	1	1	...	...	...	...	...	...	...	...	...	...	...	...	...	...	1	1	...	...	...	4
Total, Class III	74	57	19	7	13	17	6	12	14	13	19	26	27	27	21	17	29	20	15	16	...	449

E 2—*continued.*

CAUSES OF DEATH.	Under 1 year.	1 to 2 years.	2 to 3 years.	3 to 4 years.	4 to 5 years.	5 to 10 years.	10 to 15 years.	15 to 20 years.	20 to 25 years.	25 to 30 years.	30 to 35 years.	35 to 40 years.	40 to 45 years.	45 to 50 years.	50 to 55 years.	55 to 60 years.	60 to 65 years.	65 to 70 years.	70 to 75 years.	75 years and upwards.	Ages not specified.	Total.
CLASS IV.—ORDER 1.																						
1. Premature Birth	34	...	...	...	...	...	...	...	...	...	...	...	...	...	...	...	...	...	...	...	...	34
2. Cyanosis	1	...	...	...	...	...	...	...	...	...	...	...	...	...	...	...	...	...	...	...	...	1
3. Spina Bifida	...	...	...	...	...	...	...	...	...	...	...	...	...	...	...	...	...	...	...	...	...	...
4. Other Malformations	2	...	...	...	...	...	...	...	...	...	...	...	...	...	...	...	...	...	...	...	...	2
5. Teething	9	12	...	...	...	...	...	...	...	...	...	...	...	...	...	...	...	...	...	...	...	21
	46	12	...	...	...	...	...	...	...	...	...	...	...	...	...	...	...	...	...	...	...	58
ORDER 2.																						
1. Paramenia	...	...	...	...	...	...	...	...	1	...	...	...	...	...	...	...	...	...	...	...	...	1
2. Childbirth (See Metria)	...	...	...	...	...	...	...	...	8	4	10	5	3	...	...	...	...	...	...	...	...	30
	...	...	...	...	...	...	...	...	9	4	10	5	3	...	...	...	...	...	...	...	...	31
ORDER 3.																						
1. Old Age	...	...	...	...	...	...	...	...	...	...	...	...	...	...	1	...	1	5	9	24	...	40
ORDER 4.																						
1. Atrophy and Debility	76	5	1	...	...	...	...	...	...	...	...	...	...	...	...	...	...	...	...	...	...	82
Total, Class IV	122	17	1	...	...	...	...	...	9	4	10	5	3	...	1	...	1	5	9	24	...	211
CLASS V.—ORDER 1.—ACCIDENT OR NEGLIGENCE.																						
1. Fractures & Contusions	...	1	1	1	...	1	...	...	...	...	...	...	...	...	...	3	...	1	...	2	...	10
2. Wounds { *a* Gunshot	...	...	...	...	...	...	...	...	...	...	...	...	...	...	...	...	...	...	...	...	...	...
2. Wounds { *b* Cuts	...	...	...	...	...	...	...	...	...	...	...	...	...	...	1	...	...	...	...	...	...	1
3. Burns and Scalds	1	...	...	...	...	1	...	1	...	1	...	...	...	...	1	...	...	...	...	...	...	5
3*a*. Sunstroke	...	...	...	...	...	1	...	...	...	...	...	...	...	...	...	...	...	...	...	...	...	1
4. Poison	...	...	...	...	...	...	...	...	...	...	...	...	...	...	...	...	...	...	...	...	...	...
4*a*. Bite of Snake or Insect	...	...	...	...	...	...	...	...	...	...	...	...	...	...	...	...	...	...	...	...	...	...
5. Drowning	...	...	...	...	...	...	...	...	...	...	...	...	1	...	...	...	...	...	...	...	...	1
6. Suffocation	4	...	...	...	...	...	...	...	...	1	...	...	...	...	...	...	...	...	...	...	...	5
7. Otherwise	...	...	...	...	...	...	...	...	...	...	...	...	...	...	...	...	...	...	...	...	...	...
	5	1	1	1	...	3	...	1	...	2	...	...	1	...	2	3	...	1	...	2	...	23
ORDER 2.—VIOLENT DEATHS IN BATTLE.																						
1. Gunshot Wounds	...	...	...	...	...	...	...	...	...	...	...	...	...	...	...	...	...	...	...	...	...	...
2. Sword and Bayonet Wounds.	...	...	...	...	...	...	...	...	...	...	...	...	...	...	...	...	...	...	...	...	...	...
3. Otherwise	...	...	...	...	...	...	...	...	...	...	...	...	...	...	...	...	...	...	...	...	...	...
	...	...	...	...	...	...	...	...	...	...	...	...	...	...	...	...	...	...	...	...	...	...
ORDER 3.—HOMICIDE.																						
Murder and Manslaughter	...	...	...	...	...	...	...	...	...	1	...	...	...	...	...	...	...	...	...	...	...	1
ORDER 4.—SUICIDE.																						
1. Wounds { Gunshot	...	...	...	...	...	...	...	...	...	...	...	...	...	...	...	...	...	...	...	...	...	...
1. Wounds { Cut, Stab, &c.	...	...	...	...	...	...	...	...	...	...	...	...	...	...	...	...	...	...	...	...	...	...
2. Poison	...	...	...	...	...	...	...	...	...	...	...	...	...	...	...	1	...	...	...	...	...	1
3. Drowning	...	...	...	...	...	...	...	...	...	...	...	...	...	...	...	...	...	...	...	...	...	...
4. Hanging	...	...	...	...	...	...	...	...	...	...	...	...	...	...	...	...	...	...	...	...	...	...
5. Otherwise	...	...	...	...	...	...	...	...	...	...	...	...	...	...	...	...	...	...	...	...	...	...
	...	...	...	...	...	...	...	...	...	...	...	...	...	...	...	1	...	...	...	...	...	1
ORDER V.—EXECUTION.																						
1. Hanging	...	...	...	...	...	...	...	...	...	...	...	...	...	...	...	...	...	...	...	...	...	...
Violent Deaths (not classed) Found Drowned, &c.	...	...	...	...	...	...	...	...	...	...	...	...	...	...	...	...	2	...	...	...	...	2
Total, Class V	5	1	1	1	...	3	...	1	...	3	...	...	1	...	2	4	2	1	...	2	...	27
Sudden Deaths (Cause unascertained).	...	...	...	...	...	...	...	...	...	...	...	...	...	...	...	...	...	...	...	...	...	...
Causes not specified or ill-defined.	...	...	...	...	...	2	...	...	...	...	...	...	2	1	...	...	1	...	...	...	...	6
	300	199	71	31	31	62	16	36	54	46	44	63	49	42	37	36	52	32	32	54	...	1287

E 3.

DEATHS from all causes of BOTH SEXES, at different ages, registered in SYDNEY, from 1st January to 31st December, 1875.

CAUSES OF DEATH.	Under 1 year.	1 to 2 years.	2 to 3 years.	3 to 4 years.	4 to 5 years.	5 to 10 years.	10 to 15 years.	15 to 20 years.	20 to 25 years.	25 to 30 years.	30 to 35 years.	35 to 40 years.	40 to 45 years.	45 to 50 years.	50 to 55 years.	55 to 60 years.	60 to 65 years.	65 to 70 years.	70 to 75 years.	75 years and upwards.	Ages not specified.	Total.
CLASS I.—ORDER 1.																						
1. Small-pox	...	...	...	...	...	...	...	...	...	...	...	...	...	...	...	...	...	...	...	...	...	...
1a. Chicken-pox	...	...	...	...	...	...	...	...	...	...	...	...	...	...	...	...	...	...	...	...	...	...
2. Measles	23	83	16	15	7	15	2	...	..	....	...	...	...	...	1	...	...	...	...	...	...	162
3. Scarlatina	8	18	20	14	16	19	7	1	1	1	...	...	...	...	...	...	...	...	...	...	...	105
3a. Diphtheria	7	8	6	3	6	5	...	...	...	...	...	1	...	...	...	...	...	...	...	...	...	36
4. Quinsy	1	...	...	...	...	1	...	...	...	...	1	...	...	...	...	...	...	...	...	1	...	4
5. Croup	3	6	1	7	2	8	...	...	...	...	...	...	...	...	...	...	...	...	...	...	...	27
6. Whooping-cough	...	...	...	...	...	...	...	...	...	...	...	...	...	...	...	...	...	...	...	...	...	...
7. Typhus (and Infantile Fever).	4	2	4	3	2	11	10	8	8	8	1	4	...	5	1	2	2	...	...	...	...	75
8. Erysipelas	4	...	...	...	...	1	...	1	2	...	3	2	...	2	...	1	4	...	3	3	...	26
9. Metria	...	...	...	...	...	...	...	1	4	10	1	2	...	...	...	...	...	...	...	...	...	18
10. Carbuncle	...	...	...	...	...	...	...	...	...	...	...	...	...	...	...	...	...	...	...	...	...	...
11. Influenza	3	...	...	...	...	...	...	...	...	...	...	...	...	...	...	...	1	...	2	...	...	6
12. Dysentery	...	4	1	...	...	1	2	2	1	5	3	1	1	...	2	1	1	...	3	1	...	29
13. Diarrhœa	62	71	21	10	...	4	...	2	4	1	2	1	3	1	5	4	5	2	2	8	...	208
14. Cholera	9	3	1	...	...	2	1	...	...	...	...	1	1	...	...	...	...	1	...	1	...	20
15. Ague	...	...	...	...	...	...	...	...	...	...	1	1	1	1	1	...	...	1	...	...	...	6
16. Remittent Fever	...	4	1	...	...	...	...	1	...	...	...	...	...	...	...	...	...	...	...	...	...	6
17. Rheumatism	...	...	...	...	...	...	1	...	2	1	...	3	...	2	3	...	...	1	...	1	...	14
18. Pyæmia	...	..	...	...	...	...	1	1	...	...	1	2	1	...	...	...	...	...	...	...	...	6
	124	199	71	52	33	67	24	17	22	26	13	18	7	11	13	8	13	5	10	15	...	748
ORDER 2.																						
1. Syphilis	4	1	...	...	...	...	...	...	1	1	...	...	...	...	2	...	...	...	...	...	...	9
2. Stricture of the Urethra	...	...	...	...	...	...	...	...	...	...	...	1	1	...	1	...	...	...	...	...	...	3
3. Hydrophobia	...	...	...	...	...	...	...	...	...	...	...	...	...	...	...	...	...	...	...	...	...	...
4. Glanders	...	...	...	...	...	...	...	...	...	...	...	...	...	...	...	...	...	...	...	...	...	...
	4	1	...	...	...	...	...	...	1	1	...	1	1	...	3	...	...	...	...	...	...	12
ORDER 3.																						
1. Privation	...	...	...	...	...	..	...	...	...	...	...	...	...	...	...	...	...	...	...	...	...	...
2. Want of Breast Milk	28	1	...	...	...	...	...	..	...	...	...	..	...	...	...	..	...	...	...	...	...	29
3. Purpura and Scurvy	...	...	...	...	...	...	...	...	...	...	...	...	1	...	...	...	...	1	...	...	...	2
4. Alcoholism—																						
a Del. Tremens	...	...	...	...	...	...	...	...	...	3	5	4	1	1	2	...	1	...	...	...	...	17
b Intemperance	...	...	...	...	...	...	...	...	1	1	...	3	6	1	1	...	5	...	1	1	...	20
	28	1	...	...	...	...	...	...	1	4	5	7	8	2	3	...	6	1	1	1	...	68
ORDER 4.																						
1. Thrush	5	1	1	...	...	...	...	...	...	...	...	...	...	...	...	...	...	...	...	...	...	7
2. Worms, &c.	...	1	...	...	1	...	...	...	...	...	...	...	...	...	...	...	...	...	...	...	...	2
2a. Hydatid	...	...	...	...	...	...	...	...	...	...	...	...	...	...	...	...	...	...	...	...	...	...
	5	2	1	...	1	...	...	...	...	...	...	...	...	...	...	...	...	...	...	...	...	9
Total Class I	161	203	72	52	34	67	24	17	24	31	18	26	16	13	19	8	19	6	11	16	...	837
CLASS II.—ORDER 1.																						
1. Gout	...	...	...	...	...	...	...	...	...	...	...	...	1	1	...	...	1	...	...	...	...	3
2. Dropsy	...	...	...	...	1	1	...	1	1	1	1	1	...	1	2	2	...	1	1	1	...	15
3. Cancer	...	...	...	...	...	...	...	1	1	2	1	3	9	5	2	9	3	4	2	2	...	44
3a. Tumour	...	...	...	...	...	...	...	...	...	...	...	...	...	...	...	...	2	...	...	...	...	2
3b. Polypus	...	...	...	...	...	...	...	...	...	...	...	...	...	...	...	...	...	...	...	...	...	...
4. Noma	...	2	...	...	...	1	...	...	...	...	...	...	...	...	...	...	...	...	...	...	...	3
5. Mortification	...	...	...	...	...	...	...	...	...	...	...	...	...	...	...	...	2	1	...	1	...	4
	...	2	...	...	1	2	...	2	2	3	2	4	10	7	4	11	8	6	3	4	...	71
ORDER 2.																						
1. Scrofula	4	...	1	...	1	...	...	1	...	...	...	...	...	1	...	...	...	...	...	...	...	8
2. Tabes Mesenterica	19	29	5	...	3	1	...	...	...	...	...	...	...	...	...	...	...	...	...	...	...	57
3. Phthisis	4	2	1	1	...	1	1	17	25	21	26	31	24	15	13	10	7	1	...	1	...	201
3a. Hœmoptysis	...	...	...	...	...	...	...	...	...	...	...	...	...	...	...	...	...	...	...	...	...	...
4. Hydrocephalus	11	6	...	1	...	1	...	...	...	...	...	...	...	...	...	..	...	...	...	...	...	19
	38	37	7	2	4	3	1	18	25	21	26	31	24	16	13	10	7	1	...	1	...	285
Total Class II	38	39	7	2	5	5	1	20	27	24	28	35	34	23	17	21	15	7	3	5	...	356

E 3—*continued.*

CAUSES OF DEATH	Under 1 year.	1 to 2 years.	2 to 3 years.	3 to 4 years.	4 to 5 years.	5 to 10 years.	10 to 15 years.	15 to 20 years.	20 to 25 years.	25 to 30 years.	30 to 35 years.	35 to 40 years.	40 to 45 years.	45 to 50 years.	50 to 55 years.	55 to 60 years.	60 to 65 years.	65 to 70 years.	70 to 75 years.	75 years and upwards.	Ages not specified.	Total.
CLASS III.—ORDER 1.																						
1. Cephalitis	17	18	8	4	5	8	...	...	1	...	...	...	...	...	...	...	...	...	...	...	...	61
2. Apoplexy	...	...	...	...	...	...	...	1	3	1	5	3	6	11	7	2	7	9	4	8	...	67
3. Paralysis	..	...	...	...	...	...	...	...	...	1	...	1	1	4	4	5	3	4	...	1	...	24
4. Insanity	...	...	...	...	...	...	...	...	...	...	...	...	...	...	...	...	...	...	...	...	...	...
5. Chorea	...	...	...	...	...	...	...	1	1	...	...	...	...	...	...	...	...	...	...	...	...	2
6. Epilepsy	1	...	...	...	...	...	1	...	...	1	2	1	...	1	1	1	...	...	...	...	...	9
7. Convulsions	62	28	8	3	...	5	...	...	...	...	...	...	...	...	...	...	...	...	...	...	...	106
8. Brain Disease, &c.	1	...	...	...	...	2	3	1	3	2	5	2	5	4	3	1	3	5	1	...	...	41
	81	46	16	7	5	15	4	3	8	5	12	7	12	20	15	9	13	18	5	9	...	310
ORDER 2.																						
1. Pericarditis	...	...	...	...	1	...	...	1	...	1	...	1	...	...	...	...	...	...	...	...	...	4
2. Aneurism	...	...	...	...	...	...	...	...	...	...	2	...	1	1	2	...	1	2	...	...	...	9
3. Heart Disease, &c.	1	...	...	...	1	2	2	6	5	9	3	13	8	11	10	8	11	9	5	3	...	107
	1	...	...	...	2	2	2	7	5	10	5	14	9	12	12	8	12	11	5	3	...	120
ORDER 3.																						
1. Laryngitis	1	1	...	1	...	1	...	...	...	...	...	...	...	...	...	2	...	...	...	...	...	6
2. Bronchitis	29	19	6	1	2	5	...	...	1	1	1	4	2	3	3	5	9	7	4	4	...	106
3. Pleurisy	2	...	1	...	...	...	...	1	1	2	...	3	...	2	1	1	...	...	...	1	...	15
4. Pneumonia	18	17	11	4	3	5	...	5	3	4	1	5	8	3	4	3	4	4	3	1	...	106
4*a*. Congestion of the Lungs, pulmonary.	5	1	...	...	...	2	...	1	1	...	1	...	...	...	...	...	...	2	...	...	...	13
5. Asthma	...	...	...	...	...	...	...	...	...	...	1	1	...	1	2	...	2	2	1	1	...	11
6. Lung Disease, &c.	...	...	...	1	1	...	...	1	1	...	...	2	...	1	1	2	1	...	...	...	...	11
	55	38	18	7	6	13	...	8	7	7	4	15	10	10	11	13	16	15	8	7	...	268
ORDER 4.																						
1. Gastritis	13	11	3	...	2	1	...	...	...	...	...	1	1	...	2	...	...	1	...	...	...	35
2. Enteritis	9	10	1	...	2	4	1	...	1	1	2	...	1	...	...	2	...	4	...	...	...	38
3. Peritonitis	...	...	...	1	1	2	...	...	...	2	5	2	2	1	2	1	1	...	...	...	...	20
4. Ascites	...	...	...	...	...	...	...	...	...	...	...	1	2	1	...	...	...	...	...	...	...	4
5. Ulceration of Intestines	1	...	...	...	...	...	...	1	...	1	...	...	...	...	...	...	...	...	...	...	...	3
6. Hernia	...	...	...	...	...	...	...	...	1	...	...	...	...	...	...	1	...	...	1	...	...	3
7. Ileus	1	...	...	...	...	1	...	...	...	1	2	1	1	...	...	...	...	...	...	1	...	8
8. Intussusception	1	...	...	...	...	...	...	...	...	...	...	...	...	1	...	1	...	...	...	...	...	3
9. Stricture of Intestines	...	...	...	...	...	...	...	...	...	...	1	...	...	...	1	...	...	...	...	...	...	2
10. Fistula	...	...	...	...	...	...	...	...	...	...	...	...	...	...	...	...	...	...	...	...	...	...
11. Stomach Disease, &c.	...	...	...	...	...	...	...	...	...	...	...	1	2	1	...	...	1	...	1	1	...	7
12. Pancreas Disease, &c.	...	...	...	...	...	...	...	...	...	...	...	...	...	...	...	...	...	...	...	...	...	...
13. Hepatitis	...	1	...	...	...	...	...	1	...	1	2	1	5	3	2	1	2	1	2	1	...	23
14. Jaundice	4	...	...	...	...	...	...	...	...	...	...	...	...	...	...	1	...	...	...	...	...	5
15. Liver Disease, &c.	...	1	1	...	...	...	1	...	1	...	5	10	6	8	4	2	6	1	3	2	...	51
16. Spleen Disease, &c.	...	...	...	...	...	...	...	...	...	...	...	...	...	...	...	...	...	...	...	...	...	...
	29	23	5	1	5	8	2	2	3	6	17	17	20	15	11	9	10	7	7	5	...	202
ORDER 5.																						
1. Nephritis	...	...	...	2	...	...	...	3	...	...	...	...	...	2	1	1	...	...	1	...	...	10
2. Ischuria	...	...	...	...	...	...	...	...	...	...	...	...	...	...	...	...	...	...	...	...	...	...
3. Nephria	...	...	...	1	2	2	1	...	...	...	4	3	7	4	3	1	2	2	...	...	...	32
4. Diabetes	...	...	...	...	...	...	...	...	...	1	...	1	...	2	...	...	...	...	...	...	...	4
5. Stone	...	...	...	...	...	1	1	...	...	...	...	...	...	1	...	...	1	...	...	...	...	3
6. Cystitis	...	...	...	...	1	...	...	...	...	...	1	...	1	...	...	1	2	1	...	1	...	8
7. Kidney Disease, &c.	...	2	...	...	...	...	...	...	...	1	...	1	...	1	...	1	3	3	...	...	...	12
	...	2	...	3	3	2	2	3	...	2	5	5	8	10	4	4	8	6	1	1	...	69
ORDER 6.																						
1. Ovarian Dropsy	...	...	...	...	...	...	...	...	...	...	...	...	...	...	...	...	...	...	...	...	...	...
2. Uterus Disease, &c.	...	...	...	...	...	...	1	1	...	...	...	...	1	1	...	1	...	...	...	...	...	5
	...	...	...	...	...	...	1	1	...	...	...	...	1	1	...	1	...	...	...	...	...	5
ORDER 7.																						
1. Arthritis	...	...	...	...	...	...	...	...	...	...	...	...	2	...	...	...	...	...	...	...	...	2
1*a*. Ostitis Periostitis, &c.	...	...	...	...	...	...	...	...	...	..	...	...	...	...	...	...	...	...	...	...	...	...
2. Joint Disease, &c.	...	...	...	...	...	...	1	...	...	...	...	...	...	...	...	...	...	...	...	...	...	1
	...	...	...	...	...	...	1	...	...	...	...	...	2	...	...	...	...	...	...	...	...	3
ORDER 8.																						
1. Phlegmon	...	...	...	...	...	...	...	...	...	...	...	...	...	...	1	...	1	...	...	...	...	2
2. Ulcer	...	...	...	...	...	...	...	...	...	...	...	...	...	...	...	...	...	1	...	...	...	1
3. Skin Disease, &c.	1	1	...	...	...	...	...	...	...	...	...	...	...	...	...	...	...	...	...	...	...	2
	1	1	...	...	...	...	...	...	...	...	...	...	...	...	1	...	1	1	...	...	...	5
Total Class III.	167	110	39	18	21	40	12	24	23	30	43	58	62	68	54	44	60	58	26	25	...	982

E 3—*continued.*

CAUSES OF DEATH.	Under 1 year.	1 to 2 years.	2 to 3 years.	3 to 4 years.	4 to 5 years.	5 to 10 years.	10 to 15 years.	15 to 20 years.	20 to 25 years.	25 to 30 years.	30 to 35 years.	35 to 40 years.	40 to 45 years.	45 to 50 years.	50 to 55 years.	55 to 60 years.	60 to 65 years.	65 to 70 years.	70 to 75 years.	75 years and upwards.	Ages not specified.	Total.
CLASS IV.—ORDER 1.																						
1. Premature Birth	67	...	...	...	...	...	...	...	...	...	...	...	...	...	...	...	...	...	...	...	...	67
2. Cyanosis	4	...	...	...	...	...	...	...	...	...	...	...	...	...	...	...	...	...	...	...	...	4
3. Spina Bifida	...	...	...	...	...	...	...	...	...	...	...	...	...	...	...	...	...	...	...	...	...	...
4. Other Malformations	5	...	...	...	...	...	...	...	...	...	...	...	...	...	...	...	...	...	...	...	...	5
5. Teething	21	20	...	...	...	...	...	...	...	...	...	...	...	...	...	...	...	...	...	...	...	41
	97	20	...	...	...	...	...	...	...	...	...	...	...	...	...	...	...	...	...	...	...	117
ORDER 2.																						
1. Paramenia	...	...	...	...	...	...	...	...	1	...	...	...	...	...	...	...	...	...	...	...	...	1
2. Childbirth (See Metria)	...	...	...	...	...	...	...	...	8	4	10	5	3	...	...	...	...	...	...	...	...	30
	...	...	...	...	...	...	...	...	9	4	10	5	3	...	...	...	...	...	...	...	...	31
ORDER 3.																						
1. Old Age	...	...	...	..	...	...	...	...	...	...	...	...	...	...	1	...	1	8	15	36	...	61
ORDER 4.																						
1. Atrophy and Debility	144	14	4	...	...	...	...	...	...	...	..	...	...	...	...	...	...	...	...	...	...	162
Total Class IV	241	34	4	...	...	...	...	...	9	4	10	5	3	...	1	...	1	8	15	36	...	371
CLASS V—ORDER 1.—ACCIDENT OR NEGLIGENCE.																						
1. Fractures & Contusions	...	1	1	1	...	1	1	4	3	1	5	2	2	4	...	5	2	2	1	4	...	40
2. Wounds { *a* Gunshot	...	...	...	...	...	...	...	...	...	...	...	...	...	...	...	...	...	...	...	...	...	...
2. Wounds { *b* Cuts	...	...	...	...	...	...	1	1	...	1	1	...	1	...	1	...	...	...	...	...	...	6
3. Burns and Scalds	1	...	2	...	1	2	...	1	...	1	...	...	...	...	1	1	...	...	...	...	...	10
3*a*. Sunstroke	...	...	...	...	...	1	...	...	...	...	...	...	...	...	...	...	...	...	...	...	...	1
4. Poison	...	...	1	...	...	...	1	...	...	...	...	1	...	1	...	...	...	...	...	...	...	4
4*a*. Bite of Snake or Insect	...	...	...	...	...	...	...	...	...	...	...	...	...	1	...	...	...	...	...	...	..	1
5. Drowning	...	...	...	2	...	1	...	...	1	2	1	...	1	1	...	1	...	...	...	...	...	10
6. Suffocation	4	...	...	...	...	...	...	...	...	1	...	...	1	1	...	...	...	...	...	...	...	7
7. Otherwise	...	...	...	...	...	...	...	...	...	...	...	...	...	...	...	...	...	...	...	...	...	...
	5	1	4	3	1	5	3	6	4	6	7	3	5	8	2	7	2	2	1	4	...	79
ORDER 2.—VIOLENT DEATHS IN BATTLE.																						
1. Gunshot Wounds	...	...	...	...	...	...	...	...	...	...	...	...	...	...	...	...	...	...	...	...	...	...
2. Sword and Bayonet Wounds.	...	...	...	...	...	...	...	...	...	...	...	...	...	...	...	...	...	...	...	...	...	...
3. Otherwise	...	...	...	...	...	...	...	...	...	...	...	...	...	...	...	...	...	...	...	...	...	...
	...	...	...	...	...	...	...	...	...	...	...	...	...	...	...	...	...	...	...	...	...	...
ORDER 3.—HOMICIDE. Murder and Manslaughter.	1	...	...	...	...	...	...	...	...	1	...	...	...	1	1	...	...	...	1	...	...	5
ORDER IV.—SUICIDE.																						
1. Wounds—																						
Gunshot	...	...	...	...	...	...	...	...	...	...	...	...	...	1	...	...	...	...	...	...	...	1
Cut, Stab, &c.	...	...	...	...	...	...	...	...	...	...	1	1	1	...	1	1	...	...	...	...	...	5
2. Poison	...	...	...	...	...	...	...	...	1	1	...	...	...	1	...	1	...	...	...	...	...	4
3. Drowning	...	...	...	...	...	...	...	...	...	...	1	...	...	...	...	...	...	...	...	...	...	1
4. Hanging	...	...	...	...	...	...	...	...	...	...	...	1	...	1	...	1	...	...	...	...	...	3
Otherwise	...	...	...	...	...	...	...	...	...	...	...	...	...	...	...	...	1	...	...	...	...	1
	...	...	...	...	...	...	...	...	1	1	2	2	1	3	1	3	1	...	...	...	...	15
ORDER 5.—EXECUTION. Hanging	...	...	...	...	...	...	...	...	...	...	1	...	...	...	...	...	...	...	...	...	...	1
Violent Deaths (not classified) — Found Drowned, &c.	...	...	...	...	...	...	...	1	...	...	2	...	2	...	...	1	2	...	...	...	...	8
Total Class V	6	1	4	3	1	5	3	7	5	8	12	5	8	12	4	11	5	2	2	4	...	108
Sudden Deaths (Cause unascertained.)	...	...	...	...	...	...	...	...	...	...	...	...	...	...	...	...	...	...	...	...	...	...
Causes not specified or ill-defined.	...	...	...	...	2	2	...	...	...	...	1	...	4	2	1	3	3	...	...	...	1	19
	613	387	126	75	63	119	40	68	88	97	112	129	127	118	96	87	103	81	57	86	1	2673

F 1.

DEATHS from all causes of MALES, at different ages, registered in the SUBURBAN DISTRICTS, from 1st January to 31st December, 1875.

CAUSES OF DEATH.	Under 1 year.	1 to 2 years.	2 to 3 years.	3 to 4 years.	4 to 5 years.	5 to 10 years.	10 to 15 years.	15 to 20 years.	20 to 25 years.	25 to 30 years.	30 to 35 years.	35 to 40 years.	40 to 45 years.	45 to 50 years.	50 to 55 years.	55 to 60 years.	60 to 65 years.	65 to 70 years.	70 to 75 years.	75 years and upwards.	Ages not specified.	Total.
CLASS 1.—ORDER 1.																						
1. Small-pox	...	...	...	...	...	...	...	...	...	...	...	...	...	...	...	...	...	...	...	...	...	...
2*a*. Chicken-pox	...	...	...	...	...	...	...	...	...	...	...	...	...	...	...	...	...	...	...	...	...	...
2. Measles	7	17	6	5	1	10	3	...	...	...	...	...	...	...	1	...	...	...	...	...	...	50
3. Scarlatina	5	11	10	8	8	11	1	2	...	...	...	...	...	...	...	...	...	...	...	...	...	56
3*a*. Diphtheria	...	2	1	2	1	...	...	...	...	...	...	...	...	...	...	...	...	...	...	...	...	6
4. Quinsy	...	...	...	...	...	...	...	...	...	...	...	...	...	...	...	...	...	...	...	...	...	...
5. Croup	2	1	3	2	1	3	...	...	...	...	...	...	...	...	...	...	...	...	...	...	...	12
6. Whooping-cough	...	1	...	...	...	...	...	...	...	...	...	...	...	...	...	...	...	...	...	...	...	1
7. Typhus (and Infantile Fever.)	...	1	3	1	2	3	...	1	...	1	1	1	1	1	2	...	1	1	...	2	...	22
8. Erysipelas	4	...	...	...	1	1	...	2	1	1	...	...	1	...	...	1	...	1	1	1	...	15
9. Metria	...	...	...	...	...	...	...	...	...	...	...	...	...	...	...	...	...	...	...	...	...	...
10. Carbuncle	...	...	...	...	...	...	...	...	...	...	...	...	...	...	...	...	...	...	...	...	...	...
11. Influenza	...	...	...	...	...	...	...	...	...	...	...	...	1	...	...	...	...	...	...	...	...	1
12. Dysentery	4	1	2	...	...	2	...	...	...	...	...	...	...	...	...	...	...	...	...	...	...	9
13. Diarrhœa	26	22	5	5	1	3	...	...	...	...	2	...	1	2	...	2	...	...	...	2	...	71
14. Cholera	2	...	1	...	...	...	...	...	...	...	...	...	...	...	...	...	...	...	...	...	...	3
15. Ague	...	...	...	...	...	...	...	...	...	...	...	...	...	...	...	...	...	...	...	...	...	...
16. Remittent Fever	1	...	...	...	...	...	...	1	...	...	...	...	...	...	1	...	...	...	...	...	...	3
17. Rheumatism	...	...	...	...	...	...	...	...	...	...	1	1	2	...	...	...	...	...	...	...	...	4
18. Pyæmia	...	...	...	...	...	...	...	...	...	...	...	...	...	...	...	...	...	...	...	...	...	...
	51	56	31	23	15	33	4	6	1	2	4	2	6	3	4	3	1	2	1	5	...	253
ORDER 2.																						
1. Syphilis	1	...	...	...	...	...	...	...	...	...	...	...	...	...	...	...	...	...	...	...	...	1
2. Stricture of the Urethra	...	...	...	...	...	...	...	...	...	...	...	...	...	...	...	...	...	...	...	...	...	...
3. Hydrophobia	...	...	...	...	...	...	...	...	...	...	...	...	...	...	...	...	...	...	...	...	...	...
4. Glanders	...	...	...	...	...	...	...	...	...	...	...	...	...	...	...	...	...	...	...	...	...	...
	1	...	...	...	...	...	...	...	...	...	...	...	...	...	...	...	...	...	...	...	...	1
ORDER 3.																						
1. Privation	...	...	...	...	...	...	...	...	...	...	...	...	...	...	...	...	...	...	...	...	...	...
2. Want of Breast Milk	...	...	...	...	...	...	...	...	...	...	...	...	...	...	...	...	...	...	...	...	...	...
3. Purpura and Scurvy	...	...	...	...	...	...	...	...	...	...	...	...	...	...	...	...	...	...	...	...	...	...
4. Alcoholism—																						
a Del. Tremens	...	...	...	...	...	...	...	...	...	...	...	...	...	...	...	...	...	...	...	...	...	...
b Intemperance	...	...	...	...	...	...	...	...	...	...	...	...	1	...	...	...	...	...	...	...	...	1
	...	...	...	...	...	...	...	...	...	...	...	...	1	...	...	...	...	...	...	...	...	1
ORDER 4.																						
1. Thrush	2	...	1	...	...	...	...	...	...	...	...	...	...	...	...	...	...	...	...	...	...	3
2. Worms, &c.	...	...	...	...	...	...	1	...	...	...	...	...	...	...	...	...	...	...	...	...	...	1
2*a*. Hydatid	...	...	...	...	...	...	...	...	...	...	...	...	...	...	...	...	...	...	...	...	...	...
	2	...	1	...	...	...	1	...	...	...	...	...	...	...	...	...	...	...	...	...	...	4
Total Class I	54	56	32	23	15	33	5	6	1	2	4	2	7	3	4	3	1	2	1	5	...	259
CLASS II.—ORDER 1.																						
1. Gout	...	...	...	...	...	...	...	...	...	...	...	...	...	...	...	...	...	...	...	...	...	...
2. Dropsy	1	...	...	...	...	...	...	...	...	...	...	...	...	...	1	1	...	...	1	...	...	4
3. Cancer	...	...	...	...	...	...	...	...	...	...	...	...	...	1	1	...	2	3	...	1	...	8
3*a*. Tumour	...	...	...	...	...	...	...	...	...	...	...	1	...	...	...	...	...	...	...	...	...	1
3*b*. Polypus	...	...	...	...	...	...	...	...	...	...	...	...	...	...	...	...	...	...	...	...	...	...
4. Noma	...	...	...	...	...	...	...	...	...	...	...	...	...	...	...	...	...	...	...	...	...	...
5. Mortification	...	...	...	...	...	...	...	...	...	...	...	...	...	...	...	...	...	...	...	...	...	...
	1	...	...	...	...	...	...	...	...	...	...	1	...	1	2	1	2	3	1	1	...	13
ORDER 2.																						
1. Scofula	...	...	...	...	...	...	...	...	...	...	...	...	1	...	...	...	...	...	...	...	...	1
2. Tabes Mesenterica	14	6	3	1	...	...	...	...	...	...	...	...	...	...	...	...	...	...	...	...	...	24
3. Phthisis	...	...	...	...	1	...	...	1	3	12	6	2	6	11	2	1	2	1	...	1	...	49
3*a*. Hœmoptysis	...	...	...	...	...	...	...	...	...	...	...	...	...	...	...	1	...	...	...	...	...	1
4. Hydrocephalus	2	...	...	1	...	...	...	...	...	...	...	...	...	...	...	...	...	...	...	...	...	3
	16	6	3	2	1	...	...	1	3	12	6	2	7	11	2	2	2	1	...	1	...	78
Total Class II	17	6	3	2	1	...	...	1	3	12	6	3	7	12	4	3	4	4	1	2	...	91

F 1—*continued.*

CAUSES OF DEATH.	Under 1 year.	1 to 2 years.	2 to 3 years.	3 to 4 years.	4 to 5 years.	5 to 10 years.	10 to 15 years.	15 to 20 years.	20 to 25 years.	25 to 30 years.	30 to 35 years.	35 to 40 years.	40 to 45 years.	45 to 50 years.	50 to 55 years.	55 to 60 years.	60 to 65 years.	65 to 70 years.	70 to 75 years.	75 years and upwards.	Ages not specified.	Total.
CLASS III.—ORDER 1.																						
1. Cephalitis	14	8	2	...	...	2	...	...	...	...	...	...	...	...	...	...	...	...	...	...	...	26
2. Apoplexy	1	...	...	...	...	...	1	...	...	...	...	2	...	1	...	2	1	...	1	...	...	9
3. Paralysis	...	...	...	...	...	...	...	...	...	...	...	...	1	...	...	2	1	1	2	...	...	7
4. Insanity	...	...	...	...	...	...	...	...	...	...	...	...	...	...	...	...	...	...	...	...	...	...
5. Chorea	...	...	...	...	...	...	...	...	...	...	...	...	...	...	...	...	...	...	...	...	...	...
6. Epilepsy	...	...	...	...	...	1	...	2	...	...	1	1	1	1	...	...	...	...	...	...	...	7
7. Convulsions	23	8	4	2	...	3	...	...	...	...	...	...	...	...	...	...	...	...	...	...	...	40
8. Brain Disease, &c.	...	...	...	...	...	1	...	...	...	...	1	...	2	1	1	1	...	1	...	...	...	8
	38	16	6	2	...	7	1	2	...	...	2	3	4	3	1	5	2	2	3	...	...	97
ORDER 2.																						
1. Pericarditis	...	...	...	...	...	...	...	...	...	...	...	1	...	...	...	...	...	...	...	...	...	1
2. Aneurism	...	...	...	...	...	...	...	...	...	...	1	...	1	...	3	...	...	...	...	...	...	5
3. Heart Disease, &c.	1	...	1	...	...	2	...	1	3	1	2	3	1	3	3	3	2	5	2	3	...	6
	1	...	1	...	...	2	...	1	3	1	3	4	2	3	6	3	2	5	2	3	...	42
ORDER 3.																						
1. Laryngitis	1	...	1	...	...	1	...	...	...	...	...	...	1	...	...	...	...	1	...	...	...	5
2. Bronchitis	13	9	1	2	1	2	...	...	...	...	1	...	...	...	2	...	...	3	1	...	...	35
3. Pleurisy	...	...	...	...	...	...	...	...	...	...	...	...	...	...	...	1	...	...	...	...	...	1
4. Pneumonia	7	5	3	2	2	1	2	...	...	...	2	3	2	...	2	...	1	...	2	1	...	35
4a. Congestion of the Lungs, pulmonary.	3	2	...	1	...	...	...	...	...	...	1	...	...	1	1	1	...	...	...	...	...	10
5. Asthma	...	...	..	...	...	...	...	...	1	...	1	...	...	...	...	...	1	...	1	...	...	4
6. Lung Disease, &c.	...	...	...	...	...	...	...	...	...	...	1	2	1	2	...	...	...	1	1	...	...	8
	24	16	5	5	3	4	2	...	1	...	6	5	4	3	5	2	2	5	5	1	...	98
ORDER 4.																						
1. Gastritis	2	...	1	...	...	...	...	...	...	...	...	1	...	...	1	...	...	...	...	...	...	5
2. Enteritis	8	4	...	1	...	...	...	1	...	...	...	...	1	2	...	...	1	...	...	...	...	18
3. Peritonitis	...	...	...	...	...	...	...	...	...	...	...	...	...	...	...	...	...	...	...	1	...	1
4. Ascites	...	...	...	...	...	...	...	...	...	...	...	...	...	...	...	...	...	...	...	...	...	...
5. Ulceration of Intestines	...	1	...	...	...	...	...	...	...	...	1	1	...	...	1	...	...	...	...	...	...	4
6. Hernia	1	...	...	...	...	...	...	...	...	...	...	...	...	...	...	...	...	...	...	...	...	1
7. Ileus	...	...	...	...	...	...	...	...	...	...	...	...	...	...	...	...	...	...	...	...	...	...
8. Intussusception	...	...	...	...	...	...	...	...	...	...	...	...	...	...	...	...	...	...	...	...	...	...
9. Stricture of Intestines	...	...	...	...	...	...	...	...	...	...	...	...	...	...	...	...	...	...	...	...	...	...
10. Fistula	...	...	...	...	...	...	...	...	...	...	...	...	...	...	...	...	...	...	...	...	...	...
11. Stomach Disease, &c.	...	1	...	...	...	...	...	...	...	...	...	...	...	...	...	...	...	...	...	1	...	2
12. Pancreas Disease, &c.	...	...	...	...	...	...	...	...	...	...	...	...	...	...	...	...	...	...	...	...	...	...
13. Hepatitis	...	...	...	...	...	...	...	...	...	...	1	2	...	...	...	...	...	...	...	...	...	3
14. Jaundice	2	...	...	...	...	...	...	...	...	...	...	...	...	1	...	...	...	...	...	...	...	3
15. Liver Disease, &c.	1	...	...	...	...	...	...	...	...	1	1	...	1	4	1	...	2	1	...	...	...	11
16. Spleen Disease, &c.	...	...	...	...	...	...	...	...	...	...	...	...	...	...	...	...	...	...	...	...	...	...
	14	6	1	1	...	...	...	1	...	1	3	4	2	7	3	...	2	1	...	2	...	48
ORDER 5.																						
1. Nephritis	...	...	1	1	...	1	...	1	2	...	...	...	...	...	...	...	...	...	...	...	...	6
2. Ischuria	...	...	...	...	...	...	...	...	...	...	...	...	...	1	...	...	1	1	...	...	...	3
3. Nephria	...	...	...	...	...	...	...	...	...	...	1	...	...	...	2	1	...	2	...	...	...	6
4. Diabetes	...	...	...	...	...	...	...	...	...	...	...	...	...	...	...	...	...	1	...	...	...	1
5. Stone	...	...	...	...	...	...	...	...	...	...	...	...	...	...	...	...	...	...	...	1	...	1
6. Cystitis	1	...	...	...	...	...	...	...	...	...	1	...	...	...	...	...	...	...	...	2	...	4
7. Kidney Disease, &c.	...	...	...	...	...	...	...	...	...	...	...	...	...	...	...	...	1	...	...	...	...	1
	1	...	1	1	...	1	...	1	2	...	2	...	...	1	2	1	2	4	...	3	...	22
ORDER 7.																						
1. Arthritis	...	...	...	...	...	...	...	...	...	...	...	...	...	1	...	...	...	...	...	...	...	1
1a. Ostitis Periostitis, &c.	...	...	...	...	...	...	...	...	...	...	...	...	...	...	...	...	...	...	...	...	...	...
2. Joint Disease, &c.	...	...	...	...	...	...	...	...	...	...	...	...	...	...	...	...	...	...	...	...	...	...
	...	...	...	...	...	...	...	...	...	...	...	...	...	1	...	...	...	...	...	...	...	1
ORDER 8.																						
1. Phlegmon	...	...	...	...	...	...	...	...	...	...	...	...	...	...	...	...	...	...	...	...	...	...
2. Ulcer	...	...	...	...	...	...	...	...	...	...	...	...	...	...	...	...	1	...	...	...	...	1
3. Skin Disease, &c.	...	...	...	...	...	...	...	...	...	...	...	...	...	...	...	...	...	...	...	...	...	...
	...	...	...	...	...	...	...	...	...	...	...	...	...	...	...	...	1	...	...	...	...	1
Total Class III.	78	38	14	9	3	14	3	5	6	2	16	16	12	18	17	11	11	17	10	9	...	309

F 1—*continued.*

CAUSES OF DEATH.	Under 1 year.	1 to 2 years.	2 to 3 years.	3 to 4 years.	4 to 5 years.	5 to 10 years.	10 to 15 years.	15 to 20 years.	20 to 25 years.	25 to 30 years.	30 to 35 years.	35 to 40 years.	40 to 45 years.	45 to 50 years.	50 to 55 years.	55 to 60 years.	60 to 65 years.	65 to 70 years.	70 to 75 years.	75 years and upwards.	Ages not specified.	Total.
CLASS IV.—ORDER 1.																						
1. Premature Birth	15	...	...	...	...	...	...	...	...	...	...	...	...	...	...	...	...	...	...	...	...	15
2. Cyanosis	1	...	...	...	...	...	...	...	...	...	...	...	...	...	...	...	...	...	...	...	...	1
3. Spina Bifida	...	...	...	...	...	...	...	...	...	...	...	...	...	...	...	...	...	...	...	...	...	...
4. Other Malformations	2	...	...	...	...	...	...	...	...	...	...	...	...	...	...	...	...	...	...	...	...	2
5. Teething	15	10	...	...	...	...	...	...	...	...	...	...	...	...	...	...	...	...	...	...	...	25
	33	10	...	...	...	...	...	...	...	...	...	...	...	...	...	...	...	...	...	...	...	43
ORDER 3.																						
1. Old Age	...	...	...	...	...	...	...	...	...	...	...	...	...	...	...	...	5	5	3	13	...	26
ORDER 4.																						
1. Atrophy and Debility	63	7	...	...	...	1	...	...	...	...	...	...	...	...	...	...	...	...	...	...	...	71
Total Class IV.	96	17	...	...	...	1	...	...	...	...	...	...	...	...	...	...	5	5	3	13	...	140
CLASS V.—ORDER 1.—ACCIDENT OR NEGLIGENCE.																						
1. Fractures & Contusions	...	...	...	...	...	...	...	...	2	...	1	...	1	1	...	...	...	...	...	...	...	5
2. Wounds { *a* Gunshot	...	...	...	...	...	...	...	1	...	...	...	...	...	...	...	...	...	...	...	...	...	1
2. Wounds { *b* Cuts	...	...	...	...	...	...	...	...	...	...	...	...	...	...	...	...	...	...	...	...	...	...
3. Burns and Scalds	1	...	...	1	...	...	...	...	...	...	...	1	...	...	...	...	...	...	...	...	...	3
3*a*. Sunstroke	...	...	...	...	1	...	...	...	...	...	...	...	...	...	...	...	...	...	...	...	...	1
4. Poison	...	...	...	...	...	...	...	...	...	...	...	...	...	...	...	...	...	...	...	...	...	...
4*a*. Bite of Snake or Insect	...	...	...	...	...	...	...	...	...	...	...	...	...	...	...	...	...	...	...	...	...	...
5. Drowning	...	...	1	...	...	5	1	1	...	1	...	...	...	...	...	...	...	...	1	...	...	10
6. Suffocation	...	...	...	...	...	...	...	...	...	1	...	...	...	...	...	...	...	...	...	...	...	1
7. Otherwise	...	...	...	...	...	...	...	...	...	...	...	...	...	...	...	...	...	...	...	...	...	...
	1	...	1	1	1	5	1	2	2	2	1	1	1	1	...	...	...	...	1	...	...	21
ORDER 2.—VIOLENT DEATHS IN BATTLE.																						
1. Gunshot Wounds	...	...	...	...	...	...	...	...	...	...	...	...	...	...	...	...	...	...	...	...	...	...
2. Sword and Bayonet Wounds.	...	...	...	...	...	...	...	...	...	...	...	...	...	...	...	...	...	...	...	...	...	...
3. Otherwise	...	...	...	...	...	...	...	...	...	...	...	...	...	...	...	...	...	...	...	...	...	...
	...	...	...	...	...	...	...	...	...	...	...	...	...	...	...	...	...	...	...	...	...	...
ORDER 3.—HOMICIDE.																						
Murder and Manslaughter	1	...	...	...	...	...	...	...	...	...	...	...	...	...	...	...	...	...	...	...	...	1
ORDER 4.—SUICIDE.																						
1. Wounds { Gunshot	...	...	...	...	...	...	...	...	...	...	...	1	...	...	...	...	...	1	...	...	...	2
1. Wounds { Cut, Stab, &c.	...	...	...	...	...	...	...	...	...	...	...	...	...	...	...	...	...	...	...	...	...	...
2. Poison	...	...	...	...	...	...	...	...	...	...	...	...	...	...	...	...	1	...	...	...	...	1
3. Drowning	...	...	...	...	...	...	...	...	...	...	...	...	...	...	...	...	1	...	...	...	...	1
4. Hanging	...	...	...	...	...	...	...	...	...	1	...	...	...	...	...	...	...	...	...	...	...	1
5. Otherwise	...	...	...	...	...	...	...	...	...	...	...	...	...	...	...	...	...	...	...	...	...	...
	...	...	...	...	...	...	...	...	...	1	...	1	...	...	...	...	2	1	...	...	...	5
ORDER 5.—EXECUTION.																						
1. Hanging	...	...	...	...	...	...	...	...	...	...	...	...	...	...	...	...	...	...	...	...	...	...
Violent Deaths (not classed)	...	...	...	...	...	...	...	...	...	...	...	...	...	...	...	...	...	...	...	...	...	...
Total Class V.	2	...	1	1	1	5	1	2	2	3	1	2	1	1	...	...	2	1	1	...	...	27
Sudden Deaths (Cause unascertained).	...	...	...	...	...	...	...	...	...	...	...	...	...	...	...	...	...	...	...	...	...	...
Causes not specified or ill-defined.	...	...	...	...	...	...	...	...	...	...	...	...	...	...	3	...	1	...	...	...	...	4
	247	117	50	35	20	53	9	14	12	19	27	23	27	34	28	17	24	29	16	29	...	830

F 2.

DEATHS from all causes of FEMALES, at different ages, registered in the SUBURBAN DISTRICTS, from 1st January to 31st December, 1875.

CAUSES OF DEATH.	Under 1 year.	1 to 2 years.	2 to 3 years.	3 to 4 years.	4 to 5 years.	5 to 10 years.	10 to 15 years.	15 to 20 years.	20 to 25 years.	25 to 30 years.	30 to 35 years.	35 to 40 years.	40 to 45 years.	45 to 50 years.	50 to 55 years.	55 to 60 years.	60 to 65 years.	65 to 70 years.	70 to 75 years.	75 years and upwards.	Ages not specified.	Total.
CLASS I—ORDER 1.																						
1. Small-pox	...	...	...	...	...	...	...	...	...	...	...	...	...	...	...	...	...	...	...	...	...	...
1a. Chicken-pox	...	...	...	...	...	...	...	...	...	...	...	...	...	...	...	...	...	...	...	...	...	...
2. Measles	9	19	5	3	1	9	1	...	1	1	2	...	...	...	...	...	...	...	...	...	...	51
3. Scarlatina	3	7	14	12	4	12	2	1	1	2	...	1	...	...	...	...	...	...	...	...	...	59
3a. Diptheria	2	2	...	...	2	...	...	...	...	...	...	...	...	...	...	...	...	...	...	...	...	6
4. Quinsy	...	...	...	...	...	...	...	...	...	...	...	...	...	...	...	...	...	...	...	...	...	...
5. Croup	3	3	4	...	1	1	...	...	...	...	...	...	...	...	...	...	...	...	...	...	...	12
6. Whooping-cough	...	1	...	...	...	...	...	...	...	...	...	...	...	...	...	...	...	...	...	...	...	1
7. Typhus (and Infantile Fever.)	...	...	1	1	1	2	...	2	2	4	...	2	1	...	1	...	2	...	...	...	...	19
8. Erysipelas	3	...	...	...	...	...	...	...	1	...	...	1	1	...	...	2	1	...	...	...	...	9
9. Metria	...	...	...	...	...	...	...	2	4	3	3	1	1	...	...	...	...	...	...	...	...	14
10. Carbuncle	...	...	...	...	...	...	...	...	...	...	...	...	...	...	...	...	...	...	...	...	...	...
11. Influenza	...	...	...	1	...	1	...	...	...	...	...	...	...	...	...	...	...	...	...	...	...	2
12. Dysentery	...	1	1	1	...	1	1	...	...	...	...	...	...	...	...	...	...	...	...	...	...	5
13. Diarrhœa	25	23	7	4	...	3	...	...	...	...	...	...	2	2	...	2	...	2	2	1	...	73
14. Cholera	2	...	...	...	...	...	...	...	...	...	...	...	...	...	...	...	...	...	...	...	...	2
15. Ague	...	...	...	...	...	...	...	...	...	...	...	...	...	...	...	...	...	...	...	...	...	...
16. Remittent Fever	...	...	...	1	...	...	...	...	...	...	...	...	...	...	...	...	...	...	...	...	...	1
17. Rheumatism	...	...	...	...	...	1	...	...	...	...	...	...	...	1	...	1	...	...	...	...	...	3
18. Pyæmia	...	...	...	...	...	...	...	...	...	...	...	...	...	...	1	...	...	...	...	...	...	1
	47	56	32	23	9	30	4	5	9	10	5	5	5	3	2	5	3	2	2	1	...	258
ORDER 2.																						
1. Syphilis	...	...	...	...	...	...	...	...	...	...	...	...	...	...	...	...	...	...	...	...	...	...
2. Stricture of the Urethra	...	...	...	...	...	...	...	...	...	...	...	...	...	...	...	...	...	...	...	...	...	...
3. Hydrophobia	...	...	...	...	...	...	...	...	...	...	...	...	...	...	...	...	...	...	...	...	...	...
4. Glanders	...	...	...	...	...	...	...	...	...	...	...	...	...	...	...	...	...	...	...	...	...	...
	...	...	...	...	...	...	...	...	...	...	...	...	...	...	...	...	...	...	...	...	...	...
ORDER 3.																						
1. Privation	...	...	...	...	...	...	...	...	...	...	...	...	...	...	...	...	...	...	...	...	...	...
2. Want of Breast Milk	...	...	...	...	...	...	...	...	...	...	...	...	...	...	...	...	...	...	...	...	...	...
3. Purpura and Scurvy	1	1	...	...	...	...	...	...	...	...	...	...	...	...	...	...	...	...	...	...	...	2
4. Alcoholism—	...	...	...	...	...	...	...	...	...	...	...	...	...	...	...	...	...	...	...	...	...	...
a Del. Tremens																						
b Intemperance	...	...	...	...	...	...	...	...	...	...	1	...	2	...	...	...	...	...	...	...	...	3
	1	1	...	...	...	...	...	...	...	...	1	...	2	...	...	...	...	...	...	...	...	5
ORDER 4.																						
1. Thrush	1	...	...	...	...	...	...	...	...	...	...	...	...	...	...	...	...	...	...	...	...	1
2. Worms, &c.	...	...	...	...	...	...	...	...	...	...	...	...	...	...	...	...	...	...	...	...	...	...
2a. Hydatid	...	...	...	...	...	...	...	...	...	...	...	...	...	...	...	...	...	...	...	...	...	...
	1	...	...	...	...	...	...	...	...	...	...	...	...	...	...	...	...	...	...	...	...	1
Total Class I	49	57	32	23	9	30	4	5	9	10	6	5	7	3	2	5	3	2	2	1	...	264
CLASS II—ORDER 1.																						
1. Gout	...	...	...	...	...	...	...	...	...	...	...	...	...	...	...	...	...	...	...	...	...	...
2. Dropsy	...	...	...	...	...	...	...	...	...	1	...	...	1	1	...	...	1	1	...	...	...	5
3. Cancer	1	...	...	...	...	...	...	...	...	...	...	...	3	...	2	2	2	...	1	...	...	11
3a. Tumour	...	...	...	...	...	...	...	...	...	...	...	...	...	...	...	1	1	...	...	...	...	2
3b. Polypus	...	...	...	...	...	...	...	...	...	...	...	...	...	...	...	...	...	...	...	...	...	...
4. Noma	...	...	...	...	1	...	...	...	...	...	...	...	...	...	...	...	...	...	...	...	...	1
5. Mortification	...	...	...	...	...	...	...	...	...	...	...	...	...	...	...	...	...	...	...	...	...	...
	1	...	...	...	1	...	...	...	...	1	...	...	4	1	2	3	4	1	1	...	...	19
ORDER 2.																						
1. Scrofula	...	2	...	...	...	...	...	...	...	...	...	...	1	...	...	...	...	...	...	...	...	3
2. Tabes Mesenterica	11	10	...	...	...	...	...	...	...	...	...	...	...	...	...	...	...	...	...	...	...	21
3. Phthisis	1	2	...	...	...	1	...	4	10	4	12	10	3	5	1	1	2	...	...	...	...	56
3a. Hœmoptysis	...	...	...	...	...	...	...	...	...	...	...	...	...	...	...	...	...	...	...	...	...	...
4. Hydrocephalus	...	...	...	1	...	...	...	...	...	...	...	...	...	...	...	...	...	...	...	...	...	1
	12	14	...	1	...	1	...	4	10	4	12	10	4	5	1	1	2	...	...	...	...	81
Total Class II	13	14	...	1	1	1	...	4	10	5	12	10	8	6	3	4	6	1	1	...	...	100

F 2—*continued.*

CAUSES OF DEATH.	Under 1 year.	1 to 2 years.	2 to 3 years.	3 to 4 years.	4 to 5 years.	5 to 10 years.	10 to 15 years.	15 to 20 years.	20 to 25 years.	25 to 30 years.	30 to 35 years.	35 to 40 years.	40 to 45 years.	45 to 50 years.	50 to 55 years.	55 to 60 years.	60 to 65 years.	65 to 70 years.	70 to 75 years.	75 years and upwards.	Ages not specified.	Total.
CLASS III—ORDER 1.																						
1. Cephalitis	4	3	1	...	1	...	...	...	1	...	...	...	...	...	...	...	...	...	...	...	...	10
2. Apoplexy	...	...	...	...	...	...	...	1	...	...	1	1	2	5	3	4	2	...	2	2	...	23
3. Paralysis	...	...	...	...	...	...	...	...	...	...	1	...	...	...	1	...	1	...	1	2	...	6
4. Insanity	...	...	...	...	...	...	...	...	...	...	...	...	...	...	1	...	...	...	...	...	...	1
5. Chorea	...	...	...	...	...	...	...	...	...	...	...	...	...	...	...	...	...	...	...	...	...	...
6. Epilepsy	...	...	...	...	...	...	2	2	...	...	2	...	...	1	1	...	1	...	1	...	...	10
7. Convulsions	28	6	3	2	1	2	...	...	...	...	...	...	...	...	...	...	...	...	...	...	...	42
8. Brain Disease, &c.	1	...	...	...	...	1	...	...	1	...	1	...	...	...	2	1	...	1	1	...	...	9
	33	9	4	2	2	3	2	3	2	...	5	1	2	6	8	5	4	1	5	4	...	101
ORDER 2.																						
1. Pericarditis	...	...	...	...	...	...	...	1	...	...	...	...	...	...	...	...	...	...	...	...	...	1
2. Aneurism	...	...	...	...	...	...	...	...	...	...	...	...	...	...	...	...	...	...	...	...	...	...
3. Heart Disease, &c.	2	...	...	...	...	1	2	3	...	...	1	3	...	5	1	3	2	3	3	3	...	32
	2	...	...	...	...	1	2	4	...	...	1	3	...	5	1	3	2	3	3	3	...	33
ORDER 3.																						
1. Laryngitis	...	...	1	...	...	...	...	...	...	...	...	...	...	...	...	...	...	...	...	...	...	1
2. Bronchitis	13	13	...	1	...	1	1	...	...	...	...	...	...	1	...	...	1	2	...	2	...	35
3. Pleurisy	...	...	...	...	...	1	...	...	...	...	...	1	...	...	...	...	...	...	...	...	...	2
4. Pneumonia	6	8	3	2	...	3	...	...	...	...	...	3	...	...	...	...	1	1	1	...	...	28
4a. Congestion of the Lungs, pulmonary.	2	2	...	2	1	...	...	...	...	...	...	...	...	...	1	...	...	...	2	1	...	11
5. Asthma	...	...	...	...	...	...	...	...	...	...	...	...	...	1	...	...	1	...	4	1	...	7
6. Lung Disease, &c.	1	...	...	...	...	...	...	...	...	1	...	...	...	...	1	...	...	...	...	...	...	3
	22	23	4	5	1	5	1	...	...	1	...	4	...	2	2	...	3	3	7	4	...	87
ORDER 4.																						
1. Gastritis	2	...	...	...	...	...	...	...	...	...	...	...	...	...	...	1	1	...	...	...	...	4
2. Enteritis	3	5	2	...	...	1	...	...	...	1	...	...	...	...	1	...	...	1	...	...	...	14
3. Peritonitis	...	...	...	...	...	1	...	...	...	2	2	2	...	1	...	...	...	...	...	...	...	8
4. Ascites	...	...	...	...	...	...	...	1	...	...	...	...	...	...	...	...	...	...	1	...	...	2
5. Ulceration of Intestines	...	...	...	...	...	...	...	...	...	...	...	...	...	...	...	...	...	...	...	...	...	...
6. Hernia	...	...	...	...	...	...	...	...	...	...	...	...	...	...	1	1	...	...	...	...	...	2
7. Ileus	...	...	...	...	...	...	...	...	...	...	...	1	1	...	...	...	...	...	...	...	...	2
8. Intussusception	...	...	...	...	...	...	...	...	...	...	...	...	...	...	...	...	...	...	...	...	...	...
9. Stricture of Intestines	...	...	...	...	...	...	...	...	...	...	...	...	...	...	...	...	...	...	...	...	...	...
10. Fistula	...	...	...	...	...	...	...	...	...	...	...	...	...	...	...	...	...	...	...	...	...	...
11. Stomach Disease, &c.	...	...	...	...	...	...	...	...	...	...	...	...	...	...	...	1	1	1	...	...	...	3
12. Pancreas Disease, &c.	...	...	...	...	...	...	...	...	...	...	...	...	...	...	...	...	...	...	...	...	...	...
13. Hepatitis	2	...	1	...	...	...	...	...	1	...	1	...	...	1	2	...	1	1	...	...	...	10
14. Jaundice	...	...	...	...	...	1	...	...	...	...	...	1	...	...	...	...	...	...	...	...	...	2
15. Liver Disease, &c.	...	1	...	...	...	...	...	...	...	...	...	1	1	...	1	1	1	...	...	...	...	6
16. Spleen Disease, &c.	...	...	...	...	...	...	...	...	...	...	...	...	...	...	...	...	...	...	...	...	...	...
	7	6	3	...	...	3	...	1	1	3	3	5	2	2	5	4	4	3	1	...	...	53
ORDER 5.																						
1. Nephritis	...	...	...	1	...	...	...	...	...	1	...	...	1	...	...	...	...	...	...	...	...	3
2. Ischuria	...	...	...	...	...	...	...	...	...	...	...	...	...	...	...	...	...	...	...	...	...	...
3. Nephria	...	...	...	1	...	...	1	...	...	1	1	...	...	...	...	...	1	...	...	...	...	5
4. Diabetes	...	...	...	...	...	...	...	...	...	...	...	...	...	...	...	1	...	...	...	1	...	2
5. Stone	...	...	...	...	...	...	...	...	...	...	...	...	...	...	...	...	...	...	...	...	...	...
6. Cystitis	...	...	...	...	...	...	...	...	...	...	...	...	...	...	...	...	...	...	...	...	...	...
7. Kidney Disease, &c.	...	...	...	...	...	...	...	...	...	...	...	...	...	...	...	1	...	...	...	...	1	2
	...	...	...	2	...	...	1	...	...	2	1	...	1	...	...	2	...	1	...	1	1	12
ORDER 6.																						
1. Ovarian Dropsy	...	...	...	...	...	...	...	...	...	...	...	...	...	...	...	...	...	...	...	...	...	...
2. Uterus Disease, &c.	...	...	...	...	...	...	...	...	1	1	2	...	...	1	...	...	...	...	...	...	...	5
	...	...	...	...	...	...	...	...	1	1	2	...	...	1	...	...	...	...	...	...	...	5
ORDER 7.																						
1. Arthritis	...	...	...	...	...	...	...	...	...	...	...	...	...	...	...	...	...	1	...	...	...	1
1a. Ostitis Periostitis, &c.	...	...	...	...	...	...	...	...	1	...	...	...	...	...	...	...	...	...	...	...	...	1
2. Joint Disease, &c.	...	...	...	...	...	1	...	...	...	...	...	...	...	...	...	...	...	...	...	...	...	1
	...	...	...	...	...	1	...	...	1	...	...	...	...	...	...	...	...	1	...	...	...	3
ORDER 8.																						
1. Phlegmon	...	...	...	...	...	...	...	...	...	...	...	...	...	...	...	...	...	...	...	...	...	...
2. Ulcer	...	...	...	...	...	...	...	...	...	...	...	...	...	...	...	...	...	...	...	...	...	...
3. Skin Disease, &c.	1	...	...	...	...	...	...	...	...	...	...	...	...	...	...	...	...	...	...	...	...	1
	1	...	...	...	...	...	...	...	...	...	...	...	...	...	...	...	...	...	...	...	...	1
Total, Class III	65	38	11	9	3	13	6	8	5	7	12	13	5	16	16	14	13	12	16	12	1	295

F 2—*continued.*

CAUSES OF DEATH.	Under 1 year.	1 to 2 years.	2 to 3 years.	3 to 4 years.	4 to 5 years.	5 to 10 years.	10 to 15 years.	15 to 20 years.	20 to 25 years.	25 to 30 years.	30 to 35 years.	35 to 40 years.	40 to 45 years.	45 to 50 years.	50 to 55 years.	55 to 60 years.	60 to 65 years.	65 to 70 years.	70 to 75 years.	75 years and upwards.	Ages not specified.	Total.
CLASS IV.—ORDER 1.																						
1. Premature Birth	9	...	...	...	...	...	...	...	...	...	...	...	...	...	...	...	...	...	...	...	...	9
2. Cyanosis	...	1	...	...	...	...	...	...	...	...	...	...	...	...	...	...	...	...	...	...	...	1
3. Spina Bifida	...	...	...	...	...	...	...	...	...	...	...	...	...	...	...	...	...	...	...	...	...	...
4. Other Malformations	4	...	...	...	...	...	...	...	...	...	...	...	...	...	...	...	...	...	...	...	...	4
5. Teething	15	11	...	...	...	...	...	...	...	...	...	...	...	...	...	...	...	...	...	...	...	26
	28	12	...	...	...	...	...	...	...	...	...	...	...	...	...	...	...	...	...	...	...	40
ORDER 2.																						
1. Paramenia	...	...	...	...	...	...	...	...	...	...	...	1	...	...	1	...	...	...	...	...	...	2
2. Childbirth (See Metria)	...	...	...	...	...	...	...	...	2	...	2	1	1	1	...	...	...	...	...	...	...	7
	...	...	...	...	...	...	...	...	2	...	2	2	1	1	1	...	...	...	...	...	...	9
ORDER 3.																						
1. Old Age	...	...	...	...	...	...	...	...	...	...	...	...	...	...	...	...	1	2	10	7	...	20
ORDER 4.																						
1. Atrophy and Debility	58	19	...	...	...	...	...	...	...	...	...	...	...	...	...	...	...	...	...	...	...	77
Total, Class IV	86	31	...	...	...	...	...	...	2	...	2	2	1	1	1	...	1	2	10	7	...	146
CLASS V.—ORDER 1.—ACCIDENT OR NEGLIGENCE.																						
1. Fractures & Contusions	...	...	...	...	...	...	...	...	...	...	...	...	...	...	...	...	...	1	...	...	...	1
2. Wounds { *a* Gunshot	...	...	...	...	...	...	...	...	...	...	...	...	...	...	...	...	...	...	...	...	...	...
2. Wounds { *b* Cuts	...	...	...	...	...	...	...	...	...	...	...	...	...	...	...	...	...	...	...	...	...	...
3. Burns and Scalds	...	...	...	...	...	1	...	...	...	...	...	1	...	...	...	...	...	...	...	...	...	2
3*a*. Sunstroke	...	...	...	...	...	...	...	...	...	...	...	...	...	...	...	...	...	...	...	...	...	...
4. Poison	...	...	...	...	...	...	...	1	...	...	...	...	...	...	1	...	...	...	...	...	...	2
4*a*. Bite of Snake or Insect	...	...	...	...	...	...	...	...	...	...	...	...	...	...	...	...	...	...	...	...	...	...
5. Drowning	...	1	...	...	...	...	...	...	...	...	...	...	...	...	...	...	...	1	...	...	...	2
6. Suffocation	...	...	...	...	...	...	...	...	...	...	...	...	...	...	...	1	...	...	...	...	...	1
7. Otherwise	...	...	...	...	...	...	...	...	...	...	...	...	...	...	...	...	...	...	...	...	...	...
	...	1	...	...	...	1	...	1	...	...	...	1	...	...	1	1	...	2	...	...	...	8
ORDER 2.—VIOLENT DEATH IN BATTLE.																						
1. Gunshot Wounds	...	...	...	...	...	...	...	...	...	...	...	...	...	...	...	...	...	...	...	...	...	...
2. Sword and Bayonet Wounds.	...	...	...	...	...	...	...	...	...	...	...	...	...	...	...	...	...	...	...	...	...	...
3. Otherwise	...	...	...	...	...	...	...	...	...	...	...	...	...	...	...	...	...	...	...	...	...	...
	...	...	...	...	...	...	...	...	...	...	...	...	...	...	...	...	...	...	...	...	...	...
ORDER 3.—HOMICIDE.																						
Murder and Manslaughter	1	...	...	...	...	...	...	...	...	...	...	...	...	...	...	...	...	...	...	...	...	1
ORDER 4.—SUICIDE.																						
1. Wounds { Gunshot	...	...	...	...	...	...	...	...	...	...	...	...	...	...	...	...	...	...	...	...	...	...
1. Wounds { Cut, Stab, &c.	...	...	...	...	...	...	...	...	...	...	...	...	...	...	...	...	...	...	...	...	...	...
2. Poison	...	...	...	...	...	...	...	...	...	...	...	...	...	...	...	...	...	...	...	...	...	...
3. Drowning	...	...	...	...	...	...	...	...	1	...	...	...	...	...	...	...	...	...	...	...	...	1
4. Hanging	...	...	...	...	...	...	...	...	...	...	...	...	...	...	...	...	...	...	1	...	...	1
5. Otherwise	...	...	...	...	...	...	...	...	...	...	...	...	...	...	...	...	...	...	...	...	...	...
	...	...	...	...	...	...	...	...	1	...	...	...	...	...	...	...	...	...	1	...	...	2
ORDER 5.—EXECUTION.																						
1. Hanging	...	...	...	...	...	...	...	...	...	...	...	...	...	...	...	...	...	...	...	...	...	...
Violent Deaths (not classed).	...	...	...	...	...	...	...	...	...	...	...	...	...	...	...	...	...	...	...	...	...	...
Total, Class V	1	1	...	...	...	1	...	1	1	...	...	1	...	...	1	1	...	2	1	...	...	11
Sudden Deaths (cause unascertained).	...	...	...	...	...	...	...	...	...	...	...	...	...	...	...	...	...	...	...	...	...	...
Causes not specified or ill-defined.	...	...	...	...	...	1	...	...	...	...	...	...	...	...	...	...	...	...	...	...	...	1
	214	141	43	33	13	46	10	18	27	22	32	31	21	26	23	24	23	19	30	20	1	817

F 3.

DEATHS from all Causes of BOTH SEXES, at different ages, registered in the SUBURBAN DISTRICTS, from 1st January to 31st December, 1873.

CAUSES OF DEATH.	Under 1 year.	1 to 2 years.	2 to 3 years.	3 to 4 years.	4 to 5 years.	5 to 10 years.	10 to 15 years.	15 to 20 years.	20 to 25 years.	25 to 30 years.	30 to 35 years.	35 to 40 years.	40 to 45 years.	45 to 50 years.	50 to 55 years.	55 to 60 years.	60 to 65 years.	65 to 70 years.	70 to 75 years.	75 years and upwards.	Ages not specified.	Total.
CLASS I.—ORDER 1.																						
1. Small-pox	...	...	...	...	...	...	...	...	...	...	...	...	...	...	...	...	...	...	...	...	...	...
1*a*. Chicken-pox	...	...	...	...	...	...	...	...	...	...	...	...	...	...	...	...	...	...	...	...	...	...
2. Measles	16	36	11	8	2	19	4	...	1	1	2	...	...	...	1	...	...	...	...	...	...	101
3. Scarlatina	8	18	24	20	12	23	3	3	1	2	...	1	...	...	...	...	...	...	...	...	...	115
3*a*. Diptheria	2	4	1	2	3	...	...	...	...	...	...	...	...	...	...	...	...	...	...	...	...	12
4. Quinsy	...	...	...	...	...	...	...	...	...	...	...	...	...	...	...	...	...	...	...	...	...	...
5. Croup	5	4	7	2	2	4	...	...	...	...	...	...	...	...	...	...	...	...	...	...	...	24
6. Whooping-cough	...	2	...	...	...	...	...	...	...	...	...	...	...	...	...	...	...	...	...	...	...	2
7. Typhus (and Infantile Fever.)	...	1	4	2	3	5	...	3	2	5	1	3	2	1	3	...	3	1	...	2	...	41
8. Erysipelas	7	...	...	...	1	1	...	2	2	1	...	1	2	...	...	3	1	1	1	1	...	24
9. Metria	...	...	...	...	...	...	...	2	4	3	3	1	1	...	...	...	...	...	...	...	...	14
10. Carbuncle	...	...	...	...	...	...	...	...	...	...	...	...	...	...	...	...	...	...	...	...	...	...
11. Influenza	...	...	...	1	...	1	...	...	...	...	...	...	1	...	...	...	...	...	...	...	...	3
12. Dysentery	4	2	3	1	...	3	1	...	...	...	...	...	...	...	...	...	...	...	...	...	...	14
13. Diarrhœa	51	45	12	9	1	6	...	...	...	...	2	...	3	4	...	4	...	2	2	3	...	144
14. Cholera	4	...	1	...	...	...	...	...	...	...	...	...	...	...	...	...	...	...	...	...	...	5
15. Ague	...	...	...	...	...	...	...	...	...	...	...	...	...	...	...	...	...	...	...	...	...	...
16. Remittent Fever	1	...	...	1	...	...	...	1	...	...	...	...	...	...	1	...	...	...	...	...	...	4
17. Rheumatism	...	...	...	...	...	1	...	...	...	..	1	1	2	1	...	1	...	...	...	...	...	7
18. Pyæmia	...	...	...	...	...	...	...	...	...	...	...	...	...	...	1	...	...	...	...	...	...	1
	98	112	63	46	24	63	8	11	10	12	9	7	11	6	6	8	4	4	3	6	...	511
ORDER 2.																						
1. Syphilis	1	...	...	..	...	...	...	...	...	...	...	...	...	...	...	...	...	...	...	...	...	1
2. Stricture of the Urethra	...	...	...	...	...	...	...	...	...	...	...	...	...	...	...	...	...	...	...	...	...	...
3. Hydrophobia	...	...	...	...	...	...	...	...	...	...	...	...	...	...	...	...	...	...	...	...	...	...
4. Glanders	...	...	...	...	...	...	...	...	...	...	...	...	...	...	...	...	...	...	...	...	...	...
	1	...	...	...	...	...	...	...	...	...	...	...	...	...	...	...	...	...	...	...	...	1
ORDER 3.																						
1. Privation	...	...	...	...	...	...	...	...	...	...	...	...	...	...	...	...	...	...	...	...	...	...
2. Want of Breast Milk	...	...	...	...	...	...	...	...	...	...	...	...	...	...	...	...	...	...	...	...	...	..
3. Purpura and Scurvy	1	1	...	...	...	...	...	...	...	...	...	...	...	...	...	...	...	...	...	...	...	2
4. Alcoholism—																						
a Del. Tremens	...	...	...	...	...	...	...	...	...	...	...	...	...	...	...	...	...	...	...	...	...	...
b Intemperance	...	...	...	...	...	...	...	...	...	...	1	...	3	...	...	...	...	...	...	...	...	4
	1	1	...	...	...	...	...	...	...	...	1	...	3	...	...	...	...	...	...	...	...	6
ORDER 4.																						
1. Thrush	3	...	1	...	...	...	...	...	...	...	...	...	...	...	...	...	...	...	...	...	...	4
2. Worms, &c.	...	...	...	...	...	...	1	...	...	...	...	...	...	...	...	...	...	...	...	...	...	1
2*a*. Hydatid	...	...	...	...	...	...	...	...	...	...	...	...	...	...	...	...	...	...	...	...	...	...
	3	...	1	...	...	...	1	...	...	...	...	...	...	...	...	...	...	...	...	...	...	5
Total Class I	103	113	64	46	24	63	9	11	10	12	10	7	14	6	6	8	4	4	3	6	...	523
CLASS II.—ORDER 1.																						
1. Gout	...	...	...	...	...	...	...	...	...	...	..	...	...	...	...	...	...	...	...	...	...	...
2. Dropsy	1	...	...	...	...	...	...	...	...	1	...	...	1	1	1	1	1	1	...	...	...	9
3. Cancer	1	...	...	...	...	...	...	...	...	...	...	...	3	1	3	2	4	3	1	1	...	19
3*a*. Tumour	...	...	...	...	...	...	...	...	...	...	...	1	...	...	...	1	1	...	...	...	...	3
3*b*. Polypus	...	...	...	...	...	...	...	...	...	...	...	...	...	...	...	...	...	...	...	...	...	...
4. Noma	...	...	...	...	1	...	...	...	...	...	...	...	...	...	...	...	...	...	...	...	...	1
5. Mortification	...	...	...	...	...	...	...	...	...	...	...	...	...	...	...	...	...	...	...	...	...	...
	2	...	...	...	1	...	...	...	...	1	...	1	4	2	4	4	6	4	2	1	...	32
ORDER 2.																						
1. Scrofula	...	2	...	...	...	...	...	...	...	...	...	...	2	...	...	...	...	...	...	...	...	4
2. Tabes Mesenterica	25	16	3	1	...	...	...	...	...	...	...	...	...	...	...	...	...	...	...	...	...	45
3. Phthisis	1	2	...	...	1	1	...	5	13	16	18	12	9	16	3	2	4	1	...	1	...	105
3*a*. Hœmoptysis	...	...	...	...	...	...	...	...	...	...	...	...	...	...	...	1	...	...	...	...	...	1
4. Hydrocephalus	2	...	...	2	...	...	...	...	...	...	...	...	...	...	...	...	...	...	...	...	...	4
	28	20	3	3	1	1	...	5	13	16	18	12	11	16	3	3	4	1	...	1	...	159
Total Class II	30	20	3	3	2	1	...	5	13	17	18	13	15	18	7	7	10	5	2	2	...	191

F 3—*continued.*

CAUSES OF DEATH.	Under 1 year.	1 to 2 years.	2 to 3 years.	3 to 4 years.	4 to 5 years.	5 to 10 years.	10 to 15 years.	15 to 20 years.	20 to 25 years.	25 to 30 years.	30 to 35 years.	35 to 40 years.	40 to 45 years.	45 to 50 years.	50 to 55 years.	55 to 60 years.	60 to 65 years.	65 to 70 years.	70 to 75 years.	75 years and upwards.	Ages not specified.	Total.
CLASS III.—ORDER 1.																						
1. Cephalitis	18	11	3	...	1	2	...	...	1	...	...	...	...	...	...	...	...	...	...	...	...	36
2. Apoplexy	1	...	...	...	...	...	1	1	...	...	1	3	2	6	3	6	3	...	3	2	...	32
3. Paralysis	...	...	...	...	...	...	...	...	...	...	1	...	1	...	1	2	2	1	3	2	...	13
4. Insanity	...	...	...	...	...	...	...	...	...	...	...	...	...	...	1	...	...	...	...	...	...	1
5. Chorea	...	...	...	...	...	...	...	...	...	...	...	...	...	...	...	...	...	...	...	...	...	...
6. Epilepsy	...	...	...	...	...	1	2	4	...	...	3	1	1	2	1	...	1	...	1	...	...	17
7. Convulsions	51	14	7	4	1	5	...	...	...	...	...	...	...	...	...	...	...	...	...	...	...	82
8. Brain Disease, &c.	1	...	...	...	...	2	...	...	1	...	2	...	2	1	3	2	...	2	1	...	...	17
	71	25	10	4	2	10	3	5	2	...	7	4	6	9	9	10	6	3	8	4	...	198
ORDER 2.																						
1. Pericarditis	...	...	...	...	...	...	...	1	...	...	...	1	...	...	...	...	...	...	...	...	...	2
2. Aneurism	...	...	...	...	...	...	...	...	...	..	1	...	1	...	3	...	...	...	...	...	...	5
3. Heart Disease, &c.	3	...	1	...	...	3	2	4	3	1	3	6	1	8	4	6	4	8	5	6	...	68
	3	...	1	...	...	3	2	5	3	1	4	7	2	8	7	6	4	8	5	6	...	75
ORDER 3.																						
1. Laryngitis	1	...	2	...	...	1	...	...	...	...	...	...	1	...	...	...	...	1	...	...	...	6
2. Bronchitis	26	22	1	3	1	3	1	...	...	...	1	...	...	1	2	...	1	5	1	2	...	70
3. Pleurisy	...	...	...	...	...	1	...	...	...	...	...	1	...	...	...	1	...	...	...	...	...	3
4. Pneumonia	13	13	6	4	2	4	2	...	...	...	2	6	2	...	2	...	2	1	3	1	...	63
4a. Congestion of the Lungs, pulmonary.	5	4	...	3	1	...	...	...	...	...	1	...	...	1	2	1	...	...	2	1	...	21
5. Asthma	...	...	...	...	...	...	...	...	1	...	1	...	...	1	...	...	2	...	5	1	...	11
6. Lung Disease, &c.	1	...	...	...	...	...	...	...	...	1	1	2	1	2	1	...	...	1	1	...	...	11
	46	39	9	10	4	9	3	...	1	1	6	9	4	5	7	2	5	8	12	5	...	185
ORDER 4.																						
1. Gastritis	4	...	1	...	...	...	...	...	...	...	...	1	...	...	1	1	1	...	...	...	...	9
2. Enteritis	11	9	2	1	...	1	...	1	...	1	...	...	1	2	1	...	1	1	...	...	...	32
3. Peritonitis	...	...	...	...	...	1	...	...	...	2	2	2	...	1	...	...	...	...	...	1	...	9
4. Ascites	...	...	...	...	...	...	...	1	...	...	...	...	...	...	...	...	...	...	1	...	...	2
5. Ulceration of Intestines	...	1	...	...	...	...	...	...	...	...	1	1	...	...	1	...	...	...	...	...	...	4
6. Hernia	1	...	...	...	...	..	...	...	...	...	...	...	...	...	1	1	...	...	...	...	...	3
7. Ileus	...	...	...	...	...	...	...	...	...	...	...	1	1	...	...	...	...	...	...	...	...	2
8. Intussusception	...	...	...	...	...	...	...	...	...	...	...	...	...	...	...	...	...	...	...	...	...	...
9. Stricture of Intestines	...	...	...	...	...	...	...	...	...	...	...	...	...	...	...	...	...	...	...	...	...	...
10. Fistula	...	...	...	...	...	...	...	...	...	...	...	...	...	...	...	...	...	...	...	...	...	...
11. Stomach Disease, &c.	...	1	...	...	...	...	...	...	...	...	...	...	...	...	...	1	1	1	...	1	...	5
12. Pancreas Disease, &c.	...	...	...	...	...	...	...	...	...	...	...	...	...	...	...	...	...	...	...	...	...	...
13. Hepatitis	2	...	1	...	...	...	...	...	1	...	2	2	...	1	2	...	1	1	...	...	...	13
14. Jaundice	2	...	...	...	...	1	...	...	...	...	...	1	...	1	...	...	...	...	...	...	...	5
15. Liver Disease, &c.	1	1	...	...	...	...	...	...	...	1	1	1	2	4	2	1	2	1	...	...	...	17
16. Spleen Disease, &c.	...	...	...	...	...	...	...	...	...	...	...	...	...	...	...	...	...	...	...	...	...	...
	21	12	4	1	...	3	...	2	1	4	6	9	4	9	8	4	6	4	1	2	...	101
ORDER 5.																						
1. Nephritis	...	...	1	2	...	1	...	1	2	1	...	...	1	...	...	...	...	...	...	...	...	9
2. Ischuria	...	...	...	...	...	...	...	...	...	...	...	...	...	1	...	...	1	1	...	...	...	3
3. Nephria	...	...	...	1	...	...	1	...	...	1	2	...	...	...	2	1	...	3	...	...	...	11
4. Diabetes	...	...	...	...	...	...	...	...	...	...	...	...	...	...	...	1	...	1	...	1	...	3
5. Stone	...	...	...	...	...	...	...	...	...	...	...	...	...	...	...	...	...	...	...	1	...	1
6. Cystitis	1	...	...	...	...	...	...	...	...	...	1	...	...	...	...	...	...	...	...	2	...	4
7. Kidney Disease, &c.	...	...	...	...	...	...	...	...	...	...	...	...	...	...	...	1	1	...	...	...	1	3
	1	...	1	3	...	1	1	1	2	2	3	...	1	1	2	3	2	5	...	4	1	34
ORDER 6.																						
1. Ovarian Dropsy	...	...	...	...	...	...	...	...	...	...	...	...	...	...	...	...	...	...	...	...	...	...
2. Uterus Disease, &c.	...	...	...	...	...	...	...	...	1	1	2	...	...	1	...	...	...	...	...	...	...	5
	...	...	...	...	...	...	...	...	1	1	2	...	...	1	...	...	...	...	...	...	...	5
ORDER 7.																						
1. Arthritis	...	...	...	...	...	...	...	...	...	...	...	...	...	1	...	...	...	1	...	...	...	2
1a. Ostitis Periostitis, &c	...	...	...	...	...	...	...	...	1	...	...	...	...	...	...	...	...	...	...	...	...	1
2. Joint Disease, &c.	...	...	...	...	...	1	...	...	...	...	...	...	...	...	...	...	...	...	...	...	...	1
	...	...	...	...	...	1	...	...	1	...	...	...	...	1	...	...	...	1	...	...	...	4
ORDER 8.																						
1. Phlegmon	...	...	...	...	...	...	...	...	...	...	...	...	...	...	...	...	...	...	...	...	...	...
2. Ulcer	...	...	...	...	...	...	...	...	...	...	...	...	...	...	...	...	1	...	...	...	...	1
3. Skin Disease, &c.	1	...	...	...	...	...	...	...	...	...	...	...	...	...	...	...	...	...	...	...	...	1
	1	...	...	...	...	...	...	...	...	...	...	...	...	...	...	...	1	...	...	...	...	2
Total Class III.	143	76	25	18	6	27	9	13	11	9	28	29	17	34	33	25	24	29	26	21	1	604

F 3—*continued.*

CAUSES OF DEATH.	Under 1 year.	1 to 2 years.	2 to 3 years.	3 to 4 years.	4 to 5 years.	5 to 10 years.	10 to 15 years.	15 to 20 years.	20 to 25 years.	25 to 30 years.	30 to 35 years.	35 to 40 years.	40 to 45 years.	45 to 50 years.	50 to 55 years.	55 to 60 years.	60 to 65 years.	65 to 70 years.	70 to 75 years.	75 years and upwards.	Ages not specified.	Total.
CLASS IV.—ORDER 1.																						
1. Premature Birth	24	...	...	...	...	...	...	...	...	...	...	...	...	...	...	...	...	...	...	...	...	24
2. Cyanosis	1	1	...	...	...	...	...	...	...	...	...	...	...	...	...	...	...	...	...	...	...	2
3. Spina Bifida	...	...	...	...	...	...	...	...	...	...	...	...	...	...	...	...	...	...	...	...	...	...
4. Other Malformations	6	...	...	...	...	...	...	...	...	...	...	...	...	...	...	...	...	...	...	...	...	6
5. Teething	30	21	...	...	...	...	...	...	...	...	...	...	...	...	...	...	...	...	...	...	...	51
	61	22	...	...	...	...	...	...	...	...	...	...	...	...	...	...	...	...	...	...	...	83
ORDER 2.																						
1. Paramenia	...	...	...	...	...	...	...	...	...	...	...	1	...	...	1	...	...	...	...	...	...	2
2. Childbirth (See Metria)	...	...	...	...	...	...	...	...	2	...	2	1	1	1	...	...	...	...	...	...	...	7
	...	...	...	...	...	...	...	...	2	...	2	2	1	1	1	...	...	...	...	...	...	9
ORDER 3.																						
1. Old Age	...	...	...	...	...	...	...	...	...	...	...	...	...	...	...	6	7	13	20	...		46
ORDER 4.																						
1. Atrophy and Debility	121	26	...	...	...	1	...	...	...	...	...	...	...	...	...	...	...	...	...	...	...	148
Total Class IV.	182	48	...	...	...	1	...	...	2	...	2	2	1	1	1	...	6	7	13	20	...	286
CLASS V.—ORDER 1.—ACCIDENT OR NEGLIGENCE.																						
1. Fractures Contusions	...	...	...	...	...	...	...	...	2	...	1	...	1	1	...	...	...	1	...	...	...	6
2. Wounds *a* Gunshot	...	...	...	...	...	...	...	1	...	...	...	...	...	...	...	...	...	...	...	...	...	1
2. Wounds *b* Cuts	...	...	...	...	...	...	...	...	...	...	...	...	...	...	...	...	...	...	...	...	...	...
3. Burns and Scalds	1	...	...	1	...	1	...	...	...	...	...	2	...	...	...	...	...	...	...	...	...	5
3*a*. Sunstroke	...	...	...	...	1	...	...	...	...	...	...	...	...	...	...	...	...	...	...	...	...	1
4. Poison	...	...	...	...	...	...	...	1	...	...	...	...	...	...	1	...	...	...	...	...	...	2
4*a*. Bite of Snake or Insect	...	...	...	...	...	...	...	...	...	...	...	...	...	...	...	...	...	...	...	...	...	...
5. Drowning	...	1	1	...	...	5	1	1	...	1	...	...	...	...	...	...	1	1	...	...	...	12
6. Suffocation	...	...	...	...	...	...	...	...	...	1	...	...	...	...	...	1	...	...	...	...	...	2
7. Otherwise	...	...	...	...	...	...	...	...	...	...	...	...	...	...	...	...	...	...	...	...	...	...
	1	1	1	1	1	6	1	3	2	2	1	2	1	1	1	1	...	2	1	...	...	29
ORDER 2.—VIOLENT DEATHS IN BATTLE.																						
1. Gunshot Wounds	...	...	...	...	...	...	...	...	...	...	...	...	...	...	...	...	...	...	...	...	...	...
2. Sword and Bayonet Wounds	...	...	...	...	...	...	...	...	...	...	...	...	...	...	...	...	...	...	...	...	...	...
3. Otherwise	...	...	...	...	...	...	...	...	...	...	...	...	...	...	...	...	...	...	...	...	...	...
	...	...	...	...	...	...	...	...	...	...	...	...	...	...	...	...	...	...	...	...	...	...
ORDER 3.—HOMICIDE.																						
Murder and Manslaughter	2	...	...	...	...	...	...	...	...	...	...	...	...	...	...	...	...	...	...	...	...	2
ORDER 4.—SUICIDE.																						
1. Wounds Gunshot	...	...	...	...	...	...	...	...	...	...	...	1	...	...	...	...	...	1	...	...	...	2
1. Wounds Cut, Stab, &c	...	...	...	...	...	...	...	...	...	...	...	...	...	...	...	...	...	...	...	...	...	...
2. Poison	...	...	...	...	...	...	...	...	...	...	...	...	...	...	...	...	1	...	...	...	...	1
3. Drowning	...	...	...	...	...	...	...	...	1	...	...	...	...	...	...	...	1	...	...	...	...	2
4. Hanging	...	...	...	...	...	...	...	...	...	1	...	...	...	...	...	...	...	...	1	...	...	2
5. Otherwise	...	...	...	...	...	...	...	...	...	...	...	...	...	...	...	...	...	...	...	...	...	...
	...	...	...	...	...	...	...	...	1	1	...	1	...	...	...	...	2	1	1	...	...	7
ORDER 5.—EXECUTION.																						
1. Hanging	...	...	...	...	...	...	...	...	...	...	...	...	...	...	...	...	...	...	...	...	...	...
Violent Deaths (not classed)	...	...	...	...	...	...	...	...	...	...	...	...	...	...	...	...	...	...	...	...	...	...
Total Class V.	3	1	1	1	1	6	1	3	3	3	1	3	1	1	1	1	2	3	2	...	...	38
Sudden Deaths (cause unascertained.)	...	...	...	...	...	...	...	...	...	...	...	...	...	...	...	...	...	...	...	...	...	...
Causes not specified or ill-defined.	...	...	...	...	...	1	...	...	...	...	...	...	...	...	3	...	1	...	...	...	...	5
	461	258	93	68	33	99	19	32	39	41	59	54	48	60	51	41	47	48	46	49	1	1647

G 1.

DEATHS from all causes of MALES, at different ages, registered in the COUNTRY DISTRICTS, from 1st January to 31st December, 1875.

CAUSES OF DEATH.	Under 1 year.	1 to 2 years.	2 to 3 years.	3 to 4 years.	4 to 5 years.	5 to 10 years.	10 to 15 years.	15 to 20 years.	20 to 25 years.	25 to 30 years.	30 to 35 years.	35 to 40 years.	40 to 45 years.	45 to 50 years.	50 to 55 years.	55 to 60 years.	60 to 65 years.	65 to 70 years.	70 to 75 years.	75 years and upwards.	Ages not specified.	Total.
CLASS I.—ORDER 1.																						
1. Small pox	...	...	...	...	...	...	...	...	...	...	...	...	...	...	...	...	...	...	...	...	...	...
1a. Chicken-pox	...	...	...	...	...	...	...	...	...	...	...	...	...	...	...	...	...	...	...	...	...	...
2. Measles	77	56	29	9	17	27	7	6	5	3	2	1	2	1	1	...	...	...	...	...	...	243
3. Scarlatina	4	9	4	4	3	15	1	...	...	...	...	...	...	1	...	...	...	...	...	...	...	41
3a. Diptheria	6	7	7	2	7	17	2	...	1	...	...	...	...	...	1	...	...	2	...	...	...	52
4. Quinsy	...	...	...	...	...	...	1	...	...	...	...	...	...	...	...	...	...	...	...	...	...	1
5. Croup	5	12	11	6	4	3	1	...	...	...	...	...	...	...	...	...	...	...	...	...	...	42
6. Whooping-cough	28	12	6	3	1	3	...	...	...	...	...	...	...	...	...	...	...	...	...	...	...	53
7. Typhus (and Infantile Fever.)	10	10	6	2	3	13	6	13	6	8	5	7	2	2	...	2	2	1	2	1	1	102
8. Erysipelas	2	...	...	...	...	...	2	1	...	1	1	...	...	4	1	2	2	4	1	3	1	25
9. Metria	...	...	...	...	...	...	...	...	...	...	...	...	...	...	...	...	...	...	...	...	...	...
10. Carbuncle	...	...	...	...	...	...	...	...	...	...	...	...	...	...	...	...	...	...	...	1	...	1
11. Influenza	21	...	1	2	...	...	1	...	...	...	1	...	...	...	2	1	1	...	...	2	...	32
12. Dysentery	19	24	3	2	1	11	2	1	...	3	...	1	2	4	5	3	7	8	...	5	1	102
13. Diarrhœa	81	26	4	2	2	6	1	...	...	1	1	2	...	...	2	1	2	4	4	3	...	142
14. Cholera	5	...	...	...	...	...	...	...	...	1	...	...	...	...	1	...	1	...	...	...	...	8
15. Ague	...	...	...	...	...	...	...	...	...	...	...	...	...	...	...	...	...	...	...	...	...	...
16. Remittent Fever	2	1	1	...	1	...	1	...	1	...	3	...	...	1	...	...	...	...	...	...	...	11
17. Rheumatism	...	...	...	1	...	4	2	2	1	1	1	2	2	2	2	3	2	...	1	1	...	27
18. Pyæmia	1	...	...	...	...	...	...	...	...	...	1	2	2	...	...	...	...	...	1	...	...	7
	261	157	72	33	39	99	27	23	14	18	15	15	10	15	15	12	17	19	9	16	3	889
ORDER 2.																						
1. Syphilis	3	...	...	...	...	...	...	...	1	...	...	...	...	1	...	1	1	...	...	...	...	7
2. Stricture of the Urethra	...	...	...	...	...	...	...	...	...	...	...	...	...	...	...	...	...	2	1	...	...	3
3. Hydrophobia	...	...	...	...	...	...	...	...	...	...	...	...	...	...	...	...	...	...	...	...	...	...
4. Glanders	...	...	...	...	...	...	...	...	...	...	...	...	...	...	...	...	...	...	...	...	...	...
	3	...	...	...	...	...	...	...	1	...	...	...	...	1	...	1	1	2	1	...	...	10
ORDER 3.																						
1. Privation	...	1	1	...	1	...	...	...	...	2	4	...	4	1	7	...	...	2	1	...	7	31
2. Want of Breast Milk	3	...	...	...	...	...	...	...	...	...	...	...	...	...	...	...	...	...	...	...	...	3
3. Purpura and Scurvy	...	...	...	...	...	...	...	...	1	...	...	1	...	1	...	...	2	...	...	...	...	5
4. Alcoholism—																						
a Del. Tremens	...	...	...	...	...	...	...	...	...	...	1	...	1	...	...	3	...	1	1	...	...	7
b Intemperance	...	...	...	...	...	...	...	...	...	...	4	5	5	10	4	2	5	2	2	1	1	41
	3	1	1	...	1	...	...	...	1	2	9	6	10	12	11	5	7	5	4	1	8	87
ORDER 4.																						
1. Thrush	12	...	1	...	...	...	...	...	...	...	...	...	...	...	...	...	...	...	...	...	...	13
2. Worms, &c.	...	...	...	...	...	...	...	...	...	...	...	...	...	...	...	...	...	...	...	...	...	...
2a Hydatid	...	...	...	...	...	...	1	...	1	...	1	...	...	...	...	...	...	...	...	...	...	3
	12	...	1	...	...	...	1	...	1	...	1	...	...	...	...	...	...	...	...	...	...	16
Total Class I	279	158	74	33	40	99	28	23	17	20	25	21	20	28	26	18	25	26	14	17	11	1002
CLASS II.—ORDER 1.																						
1. Gout	...	...	...	...	...	...	...	...	...	...	...	...	...	...	1	...	...	...	...	...	...	1
2. Dropsy	5	3	...	2	1	1	...	...	...	...	...	2	4	5	3	4	5	11	6	3	1	56
3. Cancer	...	...	...	...	...	...	...	...	1	...	...	1	3	4	5	12	10	18	14	13	...	81
3a. Tumour	...	...	...	...	...	1	1	...	...	...	...	2	...	4	...	1	3	1	...	...	...	13
3b. Polypus	...	...	...	...	...	...	...	...	...	...	...	...	...	...	...	...	...	...	...	...	...	...
4. Noma	...	...	...	...	...	...	...	...	...	...	...	...	...	...	...	...	...	...	...	...	...	...
5. Mortification	1	...	...	...	...	...	...	...	...	2	...	1	...	..	...	1	2	...	...	...	...	7
	6	3	...	2	1	2	1	...	1	2	...	6	7	13	9	18	20	30	20	16	1	158
ORDER 2.																						
1. Scrofula	3	...	...	...	1	2	...	1	1	...	...	1	2	...	1	...	1	1	...	...	...	14
2. Tabes Mesenterica	21	19	4	2	...	...	...	...	...	...	...	...	...	...	...	...	...	...	...	...	...	46
3. Phthisis	3	5	...	...	...	1	2	12	17	20	27	21	23	22	21	6	11	4	1	2	1	199
3a. Hœmoptysis	...	...	...	...	...	...	...	...	...	...	...	...	...	...	...	...	2	...	...	...	1	3
4. Hydrocephalus	7	7	...	...	3	...	...	...	...	...	...	...	...	...	...	...	...	...	...	...	...	17
	34	31	4	2	4	3	2	13	18	20	27	22	25	22	22	6	14	5	1	2	2	279
Total Class II	40	34	4	4	5	5	3	13	19	22	27	28	32	35	31	24	34	35	21	18	3	437

G 1—*continued.*

CAUSES OF DEATH.	Under 1 year.	1 to 2 years.	2 to 3 years.	3 to 4 years.	4 to 5 years.	5 to 10 years.	10 to 15 years.	15 to 20 years.	20 to 25 years.	25 to 30 years.	30 to 35 years.	35 to 40 years.	40 to 45 years.	45 to 50 years.	50 to 55 years.	55 to 60 years.	60 to 65 years.	65 to 70 years.	70 to 75 years.	75 years and upwards.	Ages not specified.	Total.
CLASS III.—ORDER 1.																						
1. Cephalitis	14	17	4	...	...	3	2	...	...	1	1	...	1	...	...	...	...	...	...	...	...	43
2. Apoplexy	...	...	...	...	...	1	...	1	3	1	4	9	7	7	6	16	9	9	6	4	1	84
3. Paralysis	...	...	1	...	...	...	...	2	1	1	3	1	7	7	5	5	5	8	12	10	1	69
4. Insanity	...	...	...	...	...	...	...	1	...	3	1	4	5	2	3	4	2	3	6	2	...	36
5. Chorea	...	...	...	...	...	...	...	...	...	...	...	...	...	...	...	...	...	...	...	...	...	...
6. Epilepsy	...	...	...	...	...	2	2	2	1	1	4	1	6	4	3	2	1	1	...	...	...	30
7. Convulsions	170	24	10	1	2	...	...	...	...	...	...	...	...	...	...	...	...	...	...	..	...	207
8. Brain Disease, &c.	2	1	...	...	...	1	1	2	3	2	2	6	6	1	6	3	4	3	2	1	...	46
	186	42	15	1	2	7	5	8	8	9	15	21	32	21	23	30	21	24	26	17	2	515
ORDER 2.																						
1. Pericarditis	...	...	...	...	...	...	...	...	...	...	...	1	1	1	...	...	...	...	...	...	...	3
2. Aneurism	...	...	...	...	...	...	...	...	...	2	2	1	3	5	2	1	3	2	1	...	...	22
3. Heart Disease, &c.	5	...	...	...	...	3	2	3	2	4	6	15	10	20	17	17	25	20	15	11	...	175
	5	...	...	...	...	3	2	3	2	6	8	17	14	26	19	18	28	22	16	11	...	200
ORDER 3.																						
1. Laryngitis	1	...	1	...	1	1	...	...	...	...	...	...	...	...	...	...	...	...	...	...	...	4
2. Bronchitis	49	19	11	4	4	5	1	...	...	2	2	3	4	6	6	4	3	14	9	10	3	159
3. Pleurisy	1	1	...	...	...	...	1	...	2	...	...	1	...	...	1	1	1	...	1	...	...	10
4. Pneumonia	39	9	6	5	1	3	1	5	6	5	9	8	6	14	7	7	12	4	8	6	...	161
4*a*. Congestion of the Lungs, pulmonary.	7	3	2	2	...	...	...	...	...	...	2	2	1	1	3	2	2	3	...	...	1	31
5. Asthma	1	1	...	...	...	1	1	...	...	2	1	1	1	1	...	2	5	3	...	5	...	25
6. Lung disease, &c.	...	...	1	...	...	...	1	...	1	...	3	...	4	2	2	3	...	4	...	...	1	22
	98	33	21	11	6	10	5	5	9	9	17	15	16	24	19	19	23	28	18	21	5	412
ORDER 4.																						
1. Gastritis	3	...	...	...	...	...	...	...	...	...	...	...	1	1	1	1	1	1	...	...	1	10
2. Enteritis	17	9	4	2	1	5	2	2	4	2	2	1	2	1	...	6	2	3	2	2	1	70
3. Peritonitis	...	1	...	...	...	...	...	...	1	...	1	1	1	1	...	1	1	1	...	1	...	10
4. Ascites	...	...	...	...	...	...	...	...	...	1	...	...	...	...	...	...	...	...	...	...	...	1
5. Ulceration of Intestines	1	...	...	...	...	...	...	...	...	1	...	1	...	...	...	1	1	...	...	...	...	5
6. Hernia	2	...	...	...	...	1	...	...	...	...	...	...	...	...	...	1	1	3	2	...	...	10
7. Ileus	3	1	1	...	...	...	...	1	3	1	...	1	1	...	...	...	1	2	...	3	1	19
8. Intussusception	...	...	...	...	...	...	...	...	...	...	...	...	...	...	...	...	...	...	...	...	...	...
9. Stricture of Intestines	...	...	...	...	...	...	...	...	...	...	...	...	...	...	...	...	...	...	...	...	...	...
10. Fistula	...	...	...	...	...	...	...	...	...	...	...	...	...	...	...	...	...	...	...	...	...	...
11. Stomach Disease, &c.	4	...	...	...	...	1	2	...	...	...	...	1	...	1	...	1	1	1	1	...	...	13
12. Pancreas Disease, &c.	...	...	...	...	...	...	...	...	...	...	...	...	...	...	...	...	...	...	...	...	...	...
13. Hepatitis	...	...	...	...	...	...	...	...	...	1	...	...	1	2	4	4	1	3	1	...	...	17
14. Jaundice	9	...	...	...	...	1	...	...	...	...	1	1	...	...	...	...	3	1	...	...	...	16
15. Liver Disease, &c.	2	...	...	...	1	3	2	...	1	3	7	4	4	4	4	4	7	6	2	4	...	58
16. Spleen Disease, &c.	...	...	...	...	...	...	...	...	...	...	...	...	...	...	...	...	...	...	...	...	...	...
	41	11	5	2	2	11	6	3	9	9	11	10	10	10	9	19	19	21	8	10	3	229
ORDER 5.																						
1. Nephritis	1	...	...	...	...	...	...	...	...	1	...	...	...	2	...	...	...	...	...	...	...	4
2. Ischuria	1	...	...	...	...	...	...	...	...	...	...	...	...	...	...	...	3	2	...	...	...	6
3. Nephria	...	1	...	...	...	...	...	...	1	...	...	2	...	...	...	1	3	1	...	...	...	9
4. Diabetes	...	...	...	...	...	...	...	1	...	...	...	1	...	...	...	...	...	...	...	...	...	2
5. Stone	...	...	...	...	...	...	...	...	...	...	...	...	...	...	...	...	1	1	...	...	...	2
6. Cystitis	...	...	...	...	...	...	...	...	...	...	...	...	...	...	2	2	4	2	2	3	...	15
7. Kidney Disease, &c.	...	...	...	...	...	...	...	...	...	...	1	...	...	2	1	3	5	2	6	7	1	28
	2	1	...	...	...	...	...	1	1	1	1	3	...	4	3	6	16	8	8	10	1	66
ORDER 7.																						
1. Arthritis	...	...	...	...	...	...	...	...	...	...	...	...	...	...	...	...	...	...	...	...	...	...
1*a*. Ostitis Periostitis, &c.	...	...	...	...	...	...	...	...	...	...	1	...	1	...	...	2	...	...	...	...	...	4
2. Joint Disease, &c.	...	...	...	...	...	1	...	1	...	...	1	...	...	...	...	1	...	1	...	...	...	5
	...	...	...	...	...	1	...	1	...	...	2	...	1	...	...	3	...	1	...	...	...	9
ORDER 8.																						
1. Phlegmon	...	...	...	...	...	...	...	...	...	...	...	...	...	...	...	...	...	...	...	...	...	...
2. Ulcer	...	...	...	...	...	...	...	...	1	..	...	...	...	...	...	...	...	...	...	...	...	1
3. Skin Disease, &c.	1	...	...	...	...	...	...	...	...	...	...	...	...	...	...	...	...	...	...	...	...	1
	1	...	...	...	...	...	...	...	1	...	...	...	...	...	...	...	...	...	...	...	...	2
Total Class III.	333	87	41	14	10	32	18	21	30	34	54	66	73	85	73	95	107	104	76	69	11	1433

G 1—*continued.*

CAUSES OF DEATH.	Under 1 year.	1 to 2 years.	2 to 3 years.	3 to 4 years.	4 to 5 years.	5 to 10 years.	10 to 15 years.	15 to 20 years.	20 to 25 years.	25 to 30 years.	30 to 35 years.	35 to 40 years.	40 to 45 years.	45 to 50 years.	50 to 55 years.	55 to 60 years.	60 to 65 years.	65 to 70 years.	70 to 75 years.	75 years and upwards.	Ages not specified.	Total.
CLASS IV.—ORDER 1.																						
1. Premature Birth	93	...	...	...	...	...	...	...	...	...	...	...	...	...	...	...	...	...	...	...	...	93
2. Cyanosis	1	...	...	...	...	...	...	...	...	...	...	...	...	...	...	...	...	...	...	...	...	1
3. Spina Bifida	3	...	...	...	...	...	...	...	...	...	...	...	...	...	...	...	...	...	...	...	...	3
4. Other Malformations	9	...	...	...	...	...	...	...	...	...	...	...	...	...	...	...	...	...	...	...	...	9
5. Teething	43	34	...	...	...	...	...	...	...	...	...	...	...	...	...	...	...	...	...	...	...	77
	149	34	...	...	...	...	...	...	...	...	...	...	...	...	...	...	...	...	...	...	...	183
ORDER 3.																						
1. Old Age	...	...	...	...	...	...	...	...	...	...	...	...	...	...	...	...	36	37	83	165	...	321
ORDER 4.																						
1. Atrophy and Debility	137	9	4	1	1	...	...	...	...	...	...	...	...	...	...	1	...	...	...	...	...	153
Total Class IV.	286	43	4	1	1	...	...	...	...	...	...	...	..	...	...	1	36	37	83	165	...	657
CLASS V.—ORDER 1.—ACCIDENT OR NEGLIGENCE.																						
1. Fractures & Contusions.	1	...	...	...	...	7	16	14	18	13	15	30	26	14	21	9	13	8	7	6	3	221
2. Wounds { *a* Gunshot	...	...	...	...	...	...	1	3	2	4	...	1	...	2	...	...	...	...	...	...	...	13
2. Wounds { *b* Cuts	...	...	...	...	...	2	...	...	...	...	...	1	...	1	...	...	1	...	1	1	...	7
3. Burns and Scalds	1	3	6	3	1	3	...	1	1	...	2	...	...	...	2	...	1	...	1	2	...	27
3*a*. Sunstroke	...	1	1	...	...	3	...	1	3	...	...	1	3	...	1	1	1	1	...	...	1	18
4. Poison	...	2	...	...	...	...	...	...	...	...	1	1	...	1	1	1	...	...	...	1	...	8
4*a*. Bite of Snake or Insect	1	...	1	1	...	...	1	...	...	1	...	...	...	...	...	...	1	...	...	...	...	6
5. Drowning	...	6	4	3	3	14	7	11	8	6	8	10	7	10	6	4	2	5	2	3	8	127
6. Suffocation	2	...	...	...	...	...	...	1	...	...	1	...	1	...	2	2	...	...	...	...	1	10
7. Otherwise	...	...	...	...	...	1	...	...	...	...	...	...	...	...	...	...	...	...	...	...	...	1
	5	12	12	7	4	30	25	31	32	24	27	44	37	28	33	17	19	14	11	13	13	438
ORDER 2.—VIOLENT DEATHS IN BATTLE.																						
1. Gunshot wounds	...	...	...	...	...	...	...	...	...	...	...	...	...	...	...	...	...	...	...	...	...	...
2. Sword and Bayonet Wounds.	...	...	...	...	...	...	...	...	...	...	...	...	...	...	...	...	...	...	...	...	...	...
3. Otherwise	...	...	...	...	...	...	...	...	...	...	...	...	...	...	...	...	...	...	...	...	...	...
	...	...	...	...	...	...	...	...	...	...	...	...	...	...	...	...	...	...	...	...	...	...
ORDER 3.—HOMICIDE.																						
Murder and Manslaughter	...	...	...	...	...	...	...	1	...	...	...	...	...	1	...	...	2	...	1	...	...	5
ORDER 4.																						
1. Wounds { Gunshot	...	...	...	...	...	...	...	...	...	...	...	1	...	...	1	...	...	...	...	...	...	2
1. Wounds { Cut, Stab, &c.	...	...	...	...	...	...	...	...	...	...	...	...	...	4	1	...	1	...	1	1	...	8
2. Poison	...	...	...	...	...	...	...	...	...	...	...	1	...	...	...	...	1	...	...	...	...	2
3. Drowning	...	...	...	...	...	...	...	...	...	...	1	3	...	...	...	...	...	...	...	...	...	4
4. Hanging	...	...	...	...	...	...	...	...	...	1	...	1	...	2	3	...	...	...	...	...	...	7
5. Otherwise	...	...	...	...	...	...	...	...	...	...	...	...	...	...	1	...	...	...	...	...	...	1
	...	...	...	...	...	...	...	...	...	1	1	6	...	6	6	...	2	...	1	1	...	24
ORDER 5.—EXECUTION.																						
1. Hanging	...	...	...	...	...	...	...	...	...	...	...	...	...	...	1	...	...	...	...	...	...	1
Violent Deaths (not classed)	...	...	...	...	...	...	...	...	...	...	...	...	...	...	...	...	...	...	...	...	...	...
Total, Class V	5	12	12	7	4	30	25	32	32	25	28	50	37	35	40	17	23	14	13	14	13	468
Sudden Deaths (Cause unascertained.)	...	...	...	...	...	...	...	...	...	...	...	...	...	...	...	...	...	...	...	...	...	...
Causes not specified or ill-defined.	...	...	...	1	1	4	...	1	1	...	...	2	4	5	3	2	...	3	...	1	4	32
	943	334	135	60	61	170	74	90	99	101	134	167	166	188	173	157	225	219	207	284	42	4,029

G 2.

DEATHS from all causes, of FEMALES at different ages, registered in the COUNTRY DISTRICTS, from 1st January to 31st December, 1875.

CAUSES OF DEATH.	Under 1 year.	1 to 2 years.	2 to 3 years.	3 to 4 years.	4 to 5 years.	5 to 10 years.	10 to 15 years.	15 to 20 years.	20 to 25 years.	25 to 30 years.	30 to 35 years.	35 to 40 years.	40 to 45 years.	45 to 50 years.	50 to 55 years.	55 to 60 years.	60 to 65 years.	65 to 70 years.	70 to 75 years.	75 years and upwards.	Ages not specified	Total.
CLASS I.—ORDER 1.																						
1. Small-pox	...	...	...	...	...	...	...	...	...	...	...	...	..	...	...	...	...	...	...	...	...	...
1a. Chicken-pox	...	...	...	...	...	...	...	...	...	...	...	...	...	...	...	...	...	...	...	...	...	...
2. Measles	46	59	36	14	12	22	8	9	6	16	9	2	3	...	1	...	...	1	1	1	...	246
3. Scarlatina	3	7	6	4	2	9	5	...	2	2	...	1	...	...	...	...	...	...	...	...	...	41
3a. Diptheria	3	9	5	9	4	21	6	5	...	...	1	1	...	...	...	...	...	...	1	...	...	65
4. Quinsy	...	...	...	...	1	...	...	...	1	...	...	...	...	...	...	...	...	...	...	...	...	2
5. Croup	5	7	6	5	5	6	...	...	...	...	...	...	...	...	...	...	...	...	...	...	...	34
6. Whooping-cough	23	12	6	2	2	3	...	1	...	...	...	...	...	...	...	...	...	...	...	...	...	49
7. Typhus (and Infantile Fever)	4	7	4	3	6	12	6	10	9	5	6	3	1	3	...	...	...	...	...	1	...	80
8. Erysipelas	4	...	...	...	...	1	...	...	...	1	...	1	...	...	...	1	2	...	...	1	...	11
9. Metria	...	...	...	...	...	...	...	1	3	3	4	2	2	...	...	...	...	...	...	...	...	15
10. Carbuncle	...	...	...	...	...	...	...	...	...	...	...	...	...	...	...	...	...	...	...	...	...	...
11. Influenza	10	...	1	1	...	...	...	1	...	...	...	...	...	...	...	...	1	...	...	1	1	16
12. Dysentery	25	18	2	3	3	10	...	...	...	2	...	1	...	...	...	1	2	...	...	2	...	69
13. Diarrhœa	54	25	5	2	3	2	...	1	...	...	3	1	...	...	...	...	3	...	...	3	...	102
14. Cholera	9	4	2	...	1	...	1	...	...	...	...	...	...	...	...	...	...	...	...	...	...	17
15. Ague	...	...	...	...	...	...	...	...	...	...	...	...	...	...	...	...	...	...	...	...	...	...
16. Remittent Fever	2	1	2	...	1	3	...	1	...	...	...	...	...	...	...	...	...	...	...	...	...	10
17. Rheumatism	...	...	...	...	1	...	...	...	...	1	2	1	...	...	...	...	1	3	1	...	...	10
18. Pyæmia	1	...	...	...	...	...	...	1	...	3	...	1	...	...	...	...	...	...	...	...	...	6
	189	149	75	43	41	89	26	30	21	33	25	14	6	3	1	2	9	4	3	9	1	773
ORDER 2.																						
1. Syphilis	2	...	...	...	...	...	...	...	...	...	...	...	...	...	...	...	...	...	...	...	...	2
2. Stricture of the Urethra	...	...	...	...	...	...	...	...	...	...	...	...	...	...	...	...	...	...	...	...	...	...
3. Hydrophobia	...	...	..	...	...	...	...	...	...	...	...	...	...	...	...	...	...	...	...	...	...	...
4. Glanders	...	...	...	...	...	...	...	...	...	...	...	...	...	...	...	...	...	...	...	...	...	...
	2	...	...	...	...	...	...	...	...	...	...	...	...	...	...	...	...	...	...	...	...	2
ORDER 3.																						
1. Privation	...	...	...	...	...	...	...	...	...	...	...	...	...	1	1	...	...	...	...	...	...	2
2. Want of Breast Milk	3	...	...	...	...	...	...	...	...	...	...	...	...	...	...	...	...	...	...	...	...	3
3. Purpura and Scurvy	2	...	...	...	...	...	...	...	...	...	1	...	...	...	...	1	...	...	...	...	...	4
4. Alcoholism—																						
a Del. Tremens	...	...	...	...	...	...	...	...	...	...	...	...	1	...	...	...	...	...	...	...	...	1
b Intemperance	...	...	...	...	...	...	...	...	...	...	1	...	3	1	...	2	1	...	...	...	...	8
	5	...	...	...	...	...	...	...	...	...	2	...	4	2	1	3	1	...	...	...	...	18
ORDER 4.																						
1. Thrush	8	2	1	...	...	...	...	...	...	...	...	...	...	...	...	...	...	...	...	...	...	11
2. Worms, &c.	1	...	...	...	...	...	...	...	...	...	...	...	...	...	...	...	...	...	...	...	...	1
2a. Hydatid	...	...	...	...	...	...	...	...	1	...	...	...	...	...	...	...	...	...	...	...	...	1
	9	2	1	...	...	...	...	...	1	...	...	...	...	...	...	...	...	...	...	...	...	13
Total Class I.	205	151	76	43	41	89	26	30	22	33	27	14	10	5	2	5	10	4	3	9	1	806
CLASS II.—ORDER 1.																						
1. Gout	...	...	...	...	...	...	...	...	...	...	...	...	...	...	...	1	...	...	...	...	...	1
2. Dropsy	3	...	...	...	1	2	...	1	4	1	...	1	3	1	2	6	3	3	5	...	1	37
3. Cancer	...	...	...	...	...	...	...	...	...	1	1	1	2	10	9	6	5	2	...	...	...	37
3a. Tumour	...	...	1	...	...	...	1	1	1	1	1	1	1	...	...	1	...	...	...	1	...	10
3b. Polypus	...	...	...	...	...	...	...	...	...	...	...	...	...	...	...	...	...	...	...	...	...	...
4. Noma	...	1	...	...	1	...	...	...	...	...	...	...	...	...	...	...	...	...	...	...	...	2
5. Mortification	...	...	...	...	...	...	...	...	...	...	...	...	....	...	...	...	...	...	1	...	...	1
	3	1	1	...	2	2	1	2	5	3	2	3	6	11	11	14	8	5	6	1	1	88
ORDER 2.																						
1. Scrofula	...	2	...	1	...	1	...	...	1	...	...	1	...	...	1	...	...	...	...	...	...	7
2. Tabes Mesenterica	19	15	1	2	...	1	...	...	...	...	...	...	...	...	...	...	...	...	...	...	...	38
3. Phthisis	...	...	2	1	...	3	2	7	9	14	19	11	13	7	6	7	1	2	1	...	...	105
3a. Hœmoptysis	...	...	...	...	...	...	...	...	...	...	...	...	...	...	...	...	...	...	...	...	...	...
4. Hydrocephalus	7	5	...	...	...	...	...	...	...	...	...	...	...	...	...	...	...	...	...	...	...	12
	26	22	3	4	...	5	2	7	10	14	19	12	13	7	7	7	1	2	1	...	...	162
Total Class II.	29	23	4	4	2	7	3	9	15	17	21	15	19	18	18	21	9	7	7	1	1	250

G 2—*continued.*

CAUSES OF DEATH.	Under 1 year.	1 to 2 years.	2 to 3 years.	3 to 4 years.	4 to 5 years.	5 to 10 years.	10 to 15 years.	15 to 20 years.	20 to 25 years.	25 to 30 years.	30 to 35 years.	35 to 40 years.	40 to 45 years.	45 to 50 years.	50 to 55 years.	55 to 60 years.	60 to 65 years.	65 to 70 years.	70 to 75 years.	75 years and upwards.	Ages not specified.	Total.
CLASS III.—ORDER 1.																						
1. Cephalitis	17	10	3	2	2	2	1	3	1	...	...	...	...	...	...	...	...	...	...	...	...	41
2. Apoplexy	...	...	...	...	...	1	...	1	2	2	...	4	2	2	2	4	4	4	2	1	...	31
3. Paralysis	...	...	...	...	...	...	...	...	...	...	1	1	2	...	2	4	4	3	1	2	...	20
4. Insanity	...	...	...	...	...	...	...	1	1	1	1	2	1	1	1	1	1	...	...	...	...	11
5. Chorea	1	...	...	...	...	...	...	1	...	...	...	...	...	...	...	...	...	...	...	...	...	2
6. Epilepsy	...	...	...	...	...	1	...	5	...	3	3	4	1	1	...	...	1	...	...	...	...	19
7. Convulsions	102	27	8	5	3	...	...	...	...	...	...	...	...	...	...	...	...	...	...	...	...	145
8. Brain Disease, &c.	...	...	2	...	...	2	...	...	1	1	2	...	3	...	...	...	2	1	...	1	...	15
	120	37	13	7	5	6	1	11	5	7	7	11	9	4	5	9	12	8	3	4	...	284
ORDER 2.																						
1. Pericarditis	...	...	...	...	...	...	1	1	1	...	...	...	1	...	2	...	...	...	...	...	...	6
2. Aneurism	...	...	...	...	...	...	...	...	...	1	1	1	...	1	1	...	...	...	...	...	1	6
3. Heart Disease, &c.	...	...	2	...	1	3	5	5	2	7	8	5	6	9	7	9	6	5	2	7	...	89
	...	...	2	...	1	3	6	6	3	8	9	6	7	10	10	9	6	5	2	7	1	101
ORDER 3.																						
1. Laryngitis	...	1	1	...	...	...	...	...	...	...	...	...	...	...	...	...	...	...	...	...	...	2
2. Bronchitis	37	16	7	3	...	3	2	...	...	2	...	1	2	3	2	3	5	5	3	5	...	99
3. Pleurisy	...	...	...	...	...	...	...	...	...	...	...	...	...	2	...	1	1	1	...	1	...	6
4. Pneumonia	22	14	3	...	...	4	3	4	5	4	1	4	5	3	3	4	...	2	1	...	1	83
4a. Congestion of the Lungs, pulmonary.	4	6	...	1	...	2	...	...	...	...	...	...	...	...	1	...	1	...	...	...	...	15
5. Asthma	...	...	...	...	...	1	...	...	1	..	...	...	2	...	...	1	...	...	...	2	...	7
6. Lung Disease, &c.	2	1	...	...	...	3	...	1	1	...	...	...	1	...	1	...	1	1	1	1	...	14
	65	38	11	4	...	13	5	5	7	6	1	5	10	8	7	9	8	9	5	9	1	226
ORDER 4.																						
1. Gastritis	3	4	2	1	...	...	1	1	3	...	...	...	2	1	...	...	1	1	...	2	...	22
2. Enteritis	28	6	5	3	2	6	1	1	2	3	4	3	...	2	1	2	2	4	2	1	...	78
3. Peritonitis	...	...	...	...	...	...	...	1	2	2	3	2	3	2	...	2	...	1	...	...	...	18
4. Ascites	...	...	...	...	...	...	...	...	...	...	...	...	...	...	...	...	...	...	...	...	...	...
5. Ulceration of Intestines	...	...	...	...	...	...	...	...	...	...	...	2	...	...	...	1	...	1	...	...	...	4
6. Hernia	...	...	...	...	...	...	...	...	...	...	.	1	...	1	1	1	1	...	...	...	...	5
7. Ileus	1	...	...	...	...	...	...	...	...	...	...	...	...	...	...	1	...	1	1	...	...	4
8. Intussusception	1	...	...	...	...	...	...	...	...	...	...	...	...	...	...	...	...	...	...	...	...	1
9. Stricture of Intestines	...	...	...	...	...	...	...	...	...	...	...	...	...	...	...	...	...	...	...	...	...	...
10. Fistula	...	...	...	...	...	...	...	...	...	...	...	...	...	...	...	...	...	...	...	...	...	...
11. Stomach Disease, &c.	2	...	...	...	...	...	...	...	...	...	1	...	2	...	...	...	...	1	1	...	...	7
12. Pancreas Disease, &c.	...	...	...	...	...	...	...	...	...	...	...	...	...	...	...	...	...	...	...	...	...	...
13. Hepatitis	1	...	...	...	...	1	...	...	...	...	...	...	3	1	1	1	2	1	2	...	...	13
14. Jaundice	...	...	2	...	...	...	...	...	...	...	...	...	...	...	...	1	...	...	...	...	...	3
15. Liver Disease, &c.	2	...	1	...	..	1	...	...	1	2	3	3	3	3	2	3	2	1	1	...	...	28
16. Spleen Disease, &c.	...	...	...	...	...	...	...	...	...	...	...	...	...	...	...	...	...	...	...	...	...	...
	38	10	10	4	2	8	2	3	8	7	11	11	13	10	5	12	8	11	7	3	...	183
ORDER 5.																						
1. Nephritis	...	1	...	...	...	...	...	...	...	...	...	...	...	...	...	...	...	...	...	...	...	1
2. Ischuria	...	...	...	...	...	...	...	...	...	...	...	...	...	...	...	...	...	...	...	...	...	...
3. Nephria	...	...	...	...	...	...	...	...	...	...	...	1	...	...	...	1	...	...	...	...	...	2
4. Diabetes	...	...	...	...	...	...	...	...	...	...	...	...	...	...	...	...	...	...	...	...	...	...
5. Stone	...	...	...	...	...	...	...	...	1	...	...	...	...	...	...	...	...	...	...	...	...	1
6. Cystitis	...	...	...	...	...	...	...	...	...	...	...	...	...	...	...	...	...	...	...	...	...	...
7. Kidney Disease, &c.	...	1	...	...	...	...	...	...	...	...	...	...	...	...	...	...	...	...	...	...	...	1
	...	2	...	...	...	...	...	...	1	...	...	1	...	...	...	1	...	...	...	...	...	5
ORDER 6.																						
1. Ovarian Dropsy	...	...	...	...	...	...	...	...	...	...	1	...	1	...	...	...	...	...	...	...	...	2
2. Uterus Disease, &c.	...	...	...	...	...	...	...	2	...	2	1	2	3	...	...	...	...	1	...	...	...	11
	...	...	...	...	...	...	...	2	...	2	2	2	4	...	...	...	...	1	...	...	...	13
ORDER 7.																						
1. Arthritis	...	...	...	...	...	...	...	...	...	...	...	...	...	...	...	...	...	...	...	...	...	...
1a. Ostitis Periostitis, &c.	...	...	...	...	...	...	...	...	...	...	...	...	...	...	...	...	...	...	...	...	...	...
2. Joint Disease, &c.	...	...	...	...	...	1	...	...	...	...	...	...	...	...	...	1	1	...	...	...	...	3
	...	...	...	...	...	1	...	...	...	...	...	...	...	...	...	1	1	...	...	...	...	3
ORDER 8.																						
1. Phlegmon	...	...	...	...	...	...	...	...	...	...	...	...	...	...	...	...	...	...	...	...	...	...
Ulcer	...	...	...	...	...	...	1	...	...	...	...	...	...	...	...	...	1	...	...	...	...	2
Skin Disease, &c.	...	...	...	...	...	...	...	...	...	...	...	...	...	...	...	...	...	...	...	...	...	...
	...	...	...	...	...	...	1	...	...	...	...	...	...	...	...	...	1	...	...	...	...	2
Total Class III	223	87	36	15	8	31	15	27	24	30	30	36	43	32	27	41	36	34	17	23	2	817

G 2—*continued.*

CAUSES OF DEATH.	Under 1 year.	1 to 2 years.	2 to 3 years.	3 to 4 years.	4 to 5 years.	5 to 10 years.	10 to 15 years.	15 to 20 years.	20 to 25 years.	25 to 30 years.	30 to 35 years.	35 to 40 years.	40 to 45 years.	45 to 50 years.	50 to 55 years.	55 to 60 years.	60 to 65 years.	65 to 70 years.	70 to 75 years.	75 years and upwards.	Ages not specified.	Total.
CLASS IV.—ORDER 1.—																						
1. Premature Birth	48	...	...	...	...	...	...	...	...	...	...	...	...	...	...	...	...	...	...	...	...	48
2. Cyanosis	...	...	...	1	...	...	...	...	...	...	...	...	...	...	...	...	...	...	...	...	...	1
3. Spina Bifida.....	1	...	...	...	...	...	...	...	...	...	...	...	...	...	...	...	...	...	...	...	...	1
4. Other Malformations...	...	...	...	...	...	...	...	...	...	...	...	...	...	...	...	...	...	...	...	...	...	...
5. Teething	40	31	...	...	...	...	...	...	...	...	...	...	...	...	...	...	...	...	...	...	...	71
	89	31	...	1	...	...	...	...	...	...	...	...	...	...	...	...	...	...	...	...	...	121
ORDER 2.																						
1. Paramenia	...	...	...	...	...	...	...	...	...	...	...	...	1	...	...	...	...	...	...	...	...	1
2. Childbirth (See Metria)	...	...	...	...	...	...	...	4	9	9	16	21	4	1	...	...	...	...	...	...	1	65
	...	...	...	...	...	...	...	4	9	9	16	21	5	1	...	...	...	...	...	...	1	66
ORDER 3.																						
1. Old Age	...	...	...	...	...	...	...	...	...	...	...	...	...	...	...	...	15	9	19	63	...	106
ORDER 4.																						
1. Atrophy and Debility...	121	16	...	...	...	...	...	...	...	...	...	...	...	...	...	...	...	...	...	...	...	137
Total, Class IV.....	210	47	...	1	...	...	...	4	9	9	16	21	5	1	...	...	15	9	19	63	1	430
CLASS V.—ORDER 1.— ACCIDENT OR NEGLIGENCE.																						
1. Fractures & Contusions	1	1	1	...	1	1	2	3	1	...	...	1	...	...	2	...	1	...	...	1	...	16
2. Wounds { *a* Gunshot...	...	...	...	...	...	...	...	...	...	...	...	...	...	...	...	...	...	...	...	...	...	...
2. Wounds { *b* Cuts	...	...	...	...	...	...	...	...	...	...	...	...	...	...	...	...	...	...	...	...	...	...
3. Burns and Scalds	4	1	6	2	4	4	2	4	2	1	2	...	1	...	...	1	1	1	...	1	...	37
3*a*. Sunstroke	1	1	1	1	...	...	1	1	...	...	1	...	...	...	1	...	...	...	...	...	...	8
4. Poison	1	2	1	...	...	...	...	...	...	...	...	...	1	...	...	1	1	1	...	...	...	8
4*a*. Bite of Snake or Insect	1	...	...	...	1	...	...	...	...	...	...	...	...	...	...	...	...	...	...	...	...	2
5. Drowning.....	...	3	4	1	...	7	2	1	3	2	....	1	...	1	...	1	1	1	...	...	...	28
6. Suffocation	2	...	...	...	...	...	...	...	...	...	...	...	...	...	...	...	...	...	...	...	...	2
7. Otherwise	...	...	...	...	...	...	1	...	...	...	...	...	...	...	...	...	...	...	...	...	...	1
	10	8	13	4	6	12	8	9	6	3	3	2	2	1	3	3	4	3	...	2	...	102
ORDER 2.— VIOLENT DEATHS IN BATTLE.																						
1. Gunshot Wounds	...	...	...	...	...	...	...	...	...	...	...	...	...	...	...	...	...	...	...	...	...	...
2. Sword and Bayonet Wounds	...	...	...	...	...	...	...	...	...	...	...	...	...	...	...	...	...	...	...	...	...	...
3. Otherwise.....	...	...	...	...	...	...	...	...	...	...	...	...	...	...	...	...	...	...	...	...	...	...
	...	...	...	...	...	...	...	...	...	...	...	...	...	...	...	...	...	...	...	...	...	...
ORDER 3.—HOMICIDE. Murder and Manslaughter.	1	...	...	...	...	...	1	...	...	1	...	...	...	...	...	1	...	...	...	...	...	4
ORDER 4.—SUICIDE.																						
1. Wounds { Gunshot ...	...	...	...	...	...	...	...	...	...	...	...	...	...	...	...	...	...	...	...	...	...	...
1. Wounds { Cut, Stab, &c.	...	...	...	...	...	...	...	...	1	1	...	...	...	...	...	...	...	...	...	...	...	2
2. Poison	...	...	...	...	...	...	...	...	1	...	1	...	...	...	...	...	...	...	...	...	...	2
3. Drowning.....	...	...	...	...	...	...	...	...	...	2	...	...	...	...	...	...	...	...	...	...	...	2
4. Hanging	...	...	...	...	...	...	...	...	...	...	...	...	...	...	...	...	...	...	...	...	...	...
5. Otherwise	...	...	...	...	...	...	...	...	...	...	...	...	...	...	...	...	...	...	...	...	...	...
	...	...	...	...	...	...	...	...	2	3	1	...	...	...	...	...	...	...	...	...	...	6
ORDER 5.—EXECUTION. 1. Hanging	...	...	...	...	...	...	...	...	...	...	..	...	...	...	...	...	...	...	...	...	...	...
Violent Deaths (not classed)	...	...	...	...	...	...	...	...	...	...	...	...	...	...	...	...	...	...	...	...	...	...
Total, Class V.....	11	8	13	4	6	12	9	9	8	7	4	2	2	1	3	4	4	3	...	2	...	112
Sudden Deaths. (Cause unascertained).	...	...	...	...	...	...	...	...	...	...	...	...	...	...	...	...	...	...	...	...	...	...
Causes not specified or ill-defined.	...	...	...	...	1	1	1	1	...	...	...	...	1	...	1	...	...	...	...	...	1	7
	678	316	129	67	58	140	54	80	78	96	98	88	80	57	51	71	74	57	46	98	6	2422

G 3.

DEATHS from all causes of BOTH SEXES, at different ages, registered in the COUNTRY DISTRICTS, from 1st January to 31st December, 1875.

CAUSES OF DEATH.	Under 1 year.	1 to 2 years.	2 to 3 years.	3 to 4 years.	4 to 5 years.	5 to 10 years.	10 to 15 years.	15 to 20 years.	20 to 25 years.	25 to 30 years.	30 to 35 years.	35 to 40 years.	40 to 45 years.	45 to 50 years.	50 to 55 years.	55 to 60 years.	60 to 65 years.	65 to 70 years.	70 to 75 years.	75 years and upwards.	Ages not specified.	Total.
CLASS I.—ORDER 1.																						
1. Small-pox	...	...	...	...	...	...	...	...	...	...	...	...	...	...	...	...	...	...	...	...	...	...
1*a*. Chicken-pox	...	...	...	...	...	...	...	...	...	...	...	...	...	...	...	...	...	...	...	...	...	...
2. Measles	123	115	65	23	29	49	15	15	11	19	11	3	5	1	2	...	...	1	1	1	...	489
3. Scarlatina	7	16	10	8	5	24	6	...	2	2	...	1	...	1	...	...	...	...	...	...	...	82
3*a*. Diptheria	9	16	12	11	11	38	8	5	1	...	1	1	...	...	1	...	...	2	1	...	...	117
4. Quinsy	...	...	...	...	1	...	1	...	1	...	...	...	...	...	...	...	...	...	...	...	...	3
5. Croup	10	19	17	11	9	9	1	...	...	...	...	...	...	...	...	...	...	...	...	...	...	76
6. Whooping-cough	51	24	12	5	3	6	...	1	...	...	...	...	...	...	...	...	...	...	...	...	...	102
7. Typhus (and Infantile Fever).	14	17	10	5	9	25	12	23	15	13	11	10	3	5	...	2	2	1	2	2	1	182
8. Erysipelas	6	...	...	...	...	1	2	1	...	2	1	1	...	4	1	1	4	4	1	4	1	36
9. Metria	...	...	...	...	...	...	...	1	3	3	4	2	2	...	...	...	...	...	...	...	...	15
10. Carbuncle	...	...	...	...	...	...	...	...	...	...	...	...	...	...	...	...	...	...	...	1	...	1
11. Influenza	31	...	2	3	...	...	1	1	...	...	1	...	...	...	2	1	2	...	...	3	1	48
12. Dysentery	44	42	5	5	4	21	2	1	...	5	...	2	2	4	5	4	9	8	...	7	1	171
13. Diarrhœa	135	51	9	4	5	8	1	1	...	1	4	3	...	...	2	1	5	4	4	6	...	244
14. Cholera	14	4	2	...	1	...	1	...	...	1	...	...	...	...	1	...	1	...	...	...	...	25
15. Ague	...	...	...	...	...	...	...	...	...	...	...	...	...	...	...	...	...	...	...	...	...	...
16. Remittent Fever	4	2	3	...	2	3	1	1	1	...	3	...	...	1	...	...	...	...	...	...	...	21
17. Rheumatism	...	...	...	1	1	4	2	2	1	2	3	3	2	2	2	3	3	3	2	1	...	37
18. Pyæmia	2	...	...	...	...	...	...	1	...	3	1	3	2	...	...	...	...	...	1	...	...	13
	450	306	147	76	80	188	53	53	35	51	40	29	16	18	16	14	26	23	12	25	4	1662
ORDER 2.																						
1. Syphilis	5	...	...	...	...	...	...	...	1	...	...	...	...	1	..	1	1	...	...	...	...	9
2. Structure of the Urethra	...	...	...	...	...	...	...	...	...	...	...	...	...	...	...	...	...	2	1	...	...	3
3. Hydrophobia	...	...	...	...	...	...	...	...	...	...	...	...	...	...	...	...	...	...	...	...	...	...
4. Glanders	...	...	...	...	...	...	...	...	...	...	...	...	...	...	...	...	...	...	...	...	...	...
	5	...	...	...	...	...	...	...	1	...	...	...	...	1	...	1	1	2	1	...	...	12
ORDER 3.																						
1. Privation	...	1	1	...	1	...	...	...	...	2	4	...	4	2	8	...	...	2	1	...	7	33
2. Want of Breast Milk	6	...	...	...	...	...	...	...	...	...	...	...	...	...	...	...	...	...	...	...	...	6
3. Purpura and Scurvy	2	...	...	...	...	...	...	...	1	...	1	1	...	1	...	1	2	...	...	...	...	9
4. Alcoholism—																						
a Del. Tremens	...	...	...	...	...	...	...	...	...	...	1	...	2	...	...	3	...	1	1	...	...	8
b Intemperance	...	...	...	...	...	...	...	...	...	...	5	5	8	11	4	4	6	2	2	1	1	49
	8	1	1	...	1	...	...	...	1	2	11	6	14	14	12	8	8	5	4	1	8	105
ORDER 4.																						
1. Thrush	20	2	2	...	...	...	...	...	...	...	...	...	...	...	...	...	...	...	...	...	...	24
2. Worms, &c.	1	...	...	...	...	...	...	...	...	...	...	...	...	...	...	...	...	...	...	...	...	1
2*a*. Hydatid	...	...	...	...	...	...	1	...	2	...	1	...	...	...	...	...	...	...	...	...	...	4
	21	2	2	...	...	...	1	...	2	...	1	...	...	...	...	...	...	...	...	...	...	29
Total, Class I	484	309	150	76	81	188	54	53	39	53	52	35	30	33	28	23	35	30	17	26	12	1808
CLASS II.—ORDER 1.																						
1. Gout	...	...	...	...	...	...	...	...	...	...	...	...	...	...	1	1	...	...	...	...	...	2
2. Dropsy	8	3	...	2	2	3	...	1	4	1	...	3	7	6	5	10	8	14	11	3	2	93
3. Cancer	...	...	...	...	...	...	...	...	1	1	1	2	5	14	14	18	15	20	14	13	...	118
3*a*. Tumour	...	...	1	...	...	1	2	1	1	1	1	3	1	4	...	2	3	1	...	1	...	23
3*b*. Polypus	...	...	...	...	...	...	...	...	...	...	...	...	...	...	...	...	...	...	...	...	...	...
4. Noma	...	1	...	...	1	...	...	...	...	...	...	...	...	...	...	...	...	...	...	...	...	2
5. Mortification	1	...	...	...	...	...	...	...	...	2	...	1	...	...	...	1	2	...	1	...	...	8
	9	4	1	2	3	4	2	2	6	5	2	9	13	24	20	32	28	35	26	17	2	246
ORDER 2.																						
1. Scrofula	3	2	...	1	1	3	...	1	2	...	...	2	2	...	2	...	1	1	...	...	...	21
2. Tabes Mesenterica	40	34	5	4	...	1	...	...	...	...	...	...	...	...	...	...	...	...	...	...	...	84
3. Phthisis	3	5	2	1	...	4	4	19	26	34	46	32	36	29	27	13	12	6	2	2	1	304
3*a*. Hœmoptysis	...	...	...	...	...	...	...	...	...	...	...	...	...	...	...	...	2	...	...	...	1	3
4. Hydrocephalus	14	12	...	...	3	...	...	...	...	...	...	...	...	...	...	...	...	...	...	...	...	29
	60	53	7	6	4	8	4	20	28	34	46	34	38	29	29	13	15	7	2	2	2	441
Total, Class II	69	57	8	8	7	12	6	22	34	39	48	43	51	53	49	45	43	42	28	19	4	687

G 3—*continued.*

CAUSES OF DEATH.	Under 1 year.	1 to 2 years.	2 to 3 years.	3 to 4 years.	4 to 5 years.	5 to 10 years.	10 to 15 years.	15 to 20 years.	20 to 25 years.	25 to 30 years.	30 to 35 years.	35 to 40 years.	40 to 45 years.	45 to 50 years.	50 to 55 years.	55 to 60 years.	60 to 65 years.	65 to 70 years.	70 to 75 years.	75 years and upwards.	Ages not specified.	Total.
CLASS III.—ORDER 1.																						
1. Cephalitis	31	27	7	2	2	5	3	3	1	1	1	...	1	...	...	...	...	...	...	...	...	84
2. Apoplexy	...	...	...	...	...	2	...	2	5	3	4	13	9	9	8	20	13	13	8	5	1	115
3. Paralysis	...	...	1	...	...	...	...	2	1	1	4	2	9	7	7	9	9	11	13	12	1	89
4. Insanity	...	...	...	...	...	...	...	2	1	4	2	6	6	3	4	5	3	3	6	2	...	47
5. Chorea	1	...	...	...	...	...	...	1	...	...	...	...	...	...	...	...	...	...	...	...	...	2
6. Epilepsy	...	...	...	...	...	3	2	7	1	4	7	5	7	5	3	2	2	1	...	...	...	49
7. Convulsions	272	51	18	6	5	...	...	...	...	...	...	...	...	...	...	...	...	...	...	...	...	352
8. Brain Disease, &c.	2	1	2	...	...	3	1	2	4	3	4	6	9	1	6	3	6	4	2	2	...	61
	306	79	28	8	7	13	6	19	13	16	22	32	41	25	28	39	33	32	29	21	2	799
ORDER 2.																						
1. Pericarditis	...	...	...	...	...	...	1	1	1	...	...	1	2	1	2	...	...	...	...	...	...	9
2. Aneurism	...	...	...	...	...	...	...	...	...	3	3	2	3	6	3	1	3	2	1	...	1	28
3. Heart Disease, &c.	5	...	2	...	1	6	7	8	4	11	14	20	16	29	24	26	31	25	17	18	...	264
	5	...	2	...	1	6	8	9	5	14	17	23	21	36	29	27	34	27	18	18	1	301
ORDER 3.																						
1. Laryngitis	1	1	2	...	1	1	...	...	...	...	...	...	...	...	...	...	...	...	...	...	...	6
2. Bronchitis	86	35	18	7	4	8	3	...	...	4	2	4	6	9	8	7	8	19	12	15	3	258
3. Pleurisy	1	1	...	...	...	...	1	...	2	...	...	1	...	2	1	2	2	1	1	1	...	16
4. Pneumonia	61	23	9	5	1	7	4	9	11	9	10	12	11	17	10	11	12	6	9	6	1	244
4a. Congestion of the Lungs, pulmonary.	11	9	2	3	...	2	...	...	...	...	2	2	1	1	4	2	3	3	...	...	1	46
5. Asthma	1	1	...	...	...	2	1	...	1	2	1	1	3	1	...	3	5	3	...	7	...	32
6. Lung Disease, &c.	2	1	1	...	...	3	1	1	2	...	3	...	5	2	3	3	1	5	1	1	1	36
	163	71	32	15	6	23	10	10	16	15	18	20	26	32	26	28	31	37	23	30	6	638
ORDER 4.																						
1. Gastritis	6	4	2	1	...	...	1	1	3	...	...	...	3	2	1	1	2	2	...	2	1	32
2. Enteritis	45	15	9	5	3	11	3	3	6	5	6	4	2	3	1	8	4	7	4	3	1	148
3. Peritonitis	...	1	...	...	...	...	...	1	3	2	4	3	4	3	...	3	1	2	...	1	...	28
4. Ascites	...	...	...	...	...	...	...	...	...	1	...	...	...	...	...	...	...	...	...	...	...	1
5. Ulceration of Intestines	1	...	...	...	...	...	...	...	...	1	...	3	...	...	...	2	1	1	...	...	...	9
6. Hernia	2	...	...	...	...	1	...	...	...	...	...	1	...	1	1	2	2	3	2	...	...	15
7. Ileus	4	1	1	...	...	...	...	1	3	1	...	1	1	...	...	1	1	3	1	3	1	23
8. Intussusception	1	...	...	...	...	...	...	...	...	...	...	...	...	...	...	...	...	...	...	...	...	1
9. Stricture of Intestines	...	...	...	...	...	...	...	...	...	...	...	...	...	...	...	...	...	...	...	...	...	...
10. Fistula	...	...	...	...	...	...	...	...	...	...	...	...	...	...	...	...	...	...	...	...	...	...
11. Stomach Disease, &c.	6	...	...	...	...	1	2	...	...	...	1	1	2	1	...	1	1	2	2	...	...	20
12. Pancreas Disease, &c.	...	...	...	...	...	...	...	...	...	...	...	...	...	...	...	...	...	...	...	...	...	...
13. Hepatitis	1	...	...	...	...	1	...	...	...	1	...	...	4	3	5	5	3	4	3	..	..	30
14. Jaundice	9	...	2	...	...	1	...	...	...	...	1	1	...	...	...	1	3	1	...	...	...	19
15. Liver Disease, &c.	4	...	1	...	1	4	2	...	2	5	10	7	7	7	6	7	9	7	3	4	...	86
16. Spleen Disease, &c.	...	...	...	...	...	...	...	...	...	...	...	...	...	...	...	...	...	...	...	...	...	...
	79	21	15	6	4	19	8	6	17	16	22	21	23	20	14	31	27	32	15	13	3	412
ORDER 5.																						
1. Nephritis	1	1	...	...	...	...	...	...	...	1	...	...	...	2	...	...	...	...	...	...	...	5
2. Ischuria	1	...	...	...	...	...	...	...	...	...	...	...	...	...	...	...	3	2	...	...	...	6
3. Nephria	...	1	...	...	...	...	...	...	1	...	...	3	...	...	...	2	3	1	...	...	...	11
4. Diabetes	...	...	...	...	...	...	...	1	...	...	...	1	...	...	...	...	...	...	...	...	...	2
5. Stone	...	...	...	...	...	...	...	...	1	...	...	...	...	...	...	...	1	1	...	...	...	3
6. Cystitis	...	...	...	...	...	...	...	...	...	...	...	...	...	...	2	2	4	2	2	3	...	15
7. Kidney Disease, &c.	...	1	...	...	...	...	...	...	...	...	1	...	...	2	1	3	5	2	6	7	1	29
	2	3	...	...	...	...	...	1	2	1	1	4	...	4	3	7	16	8	8	10	1	71
ORDER 6.																						
1. Ovarian Dropsy	...	...	...	...	...	...	...	...	...	...	1	...	1	...	...	...	...	...	...	...	...	2
2. Uterus Disease, &c.	...	...	...	...	...	...	...	2	...	2	1	2	3	...	...	...	...	1	...	...	...	11
	...	...	...	...	...	...	...	2	...	2	2	2	4	...	...	...	...	1	...	...	...	13
ORDER 7.																						
1. Arthritis	...	...	...	...	...	...	...	...	...	...	...	...	...	...	...	...	...	...	...	...	...	...
1a. Ostitis Periostitis, &c.	...	...	...	...	...	...	...	...	...	...	1	...	1	...	...	2	...	...	...	...	...	4
2. Joint Disease, &c.	...	...	...	...	...	2	...	1	...	...	1	...	...	...	...	2	1	1	...	...	...	8
	...	...	...	...	...	2	...	1	...	...	2	...	1	...	...	4	1	1	...	...	...	12
ORDER 8.																						
1. Phlegmon	...	...	...	...	...	...	...	...	...	...	...	...	...	...	...	...	...	...	...	...	...	...
2. Ulcer	...	...	...	...	...	...	1	...	1	...	...	...	...	...	...	...	1	...	...	...	...	3
3. Skin Disease, &c.	1	...	...	...	...	...	...	...	...	...	...	...	...	...	...	...	...	...	...	...	...	1
	1	...	...	...	...	...	1	...	1	...	...	...	...	...	...	...	1	...	...	...	...	4
Total Class III.	556	174	77	29	18	63	33	48	54	64	84	102	116	117	100	136	143	138	93	92	13	2250

G 3—*continued.*

CAUSES OF DEATH.	Under 1 year.	1 to 2 years.	2 to 3 years.	3 to 4 years.	4 to 5 years.	5 to 10 years.	10 to 15 years.	15 to 20 years.	20 to 25 years.	25 to 30 years.	30 to 35 years.	35 to 40 years.	40 to 45 years.	45 to 50 years.	50 to 55 years.	55 to 60 years.	60 to 65 years.	65 to 70 years.	70 to 75 years.	75 years and upwards.	Ages not specified.	Total.
CLASS IV—ORDER 1.																						
1. Premature Birth	141	...	...	...	...	...	...	...	...	...	...	...	...	...	...	...	...	...	...	...	...	141
2. Cyanosis	1	...	...	1	...	...	...	...	...	...	...	...	...	...	...	...	...	...	...	...	...	2
3. Spina Bifida	4	...	...	...	...	...	...	...	...	...	...	...	...	...	...	...	...	...	...	...	...	4
4. Other Malformations	9	...	...	...	...	...	...	...	...	...	...	...	...	...	...	...	...	...	...	...	...	9
5. Teething	83	65	...	...	...	...	...	...	...	...	...	...	...	...	...	...	...	...	...	...	...	148
	238	65	...	1	...	...	...	...	...	...	...	...	...	...	...	...	...	...	...	...	...	304
ORDER 2.																						
1. Paramenia	...	...	...	...	...	...	...	...	...	...	...	...	1	...	...	...	...	...	...	...	...	1
2. Childbirth (See Metria)	...	...	...	...	...	...	...	4	9	9	16	21	4	1	...	...	...	...	...	...	1	65
	...	...	...	...	...	...	...	4	9	9	16	21	5	1	...	...	...	...	...	...	1	66
ORDER 3.																						
1. Old Age	...	...	...	...	...	...	...	...	...	...	...	...	...	...	...	...	51	46	102	228	...	427
ORDER 4.																						
1. Atrophy and Debility	258	25	4	1	1	...	...	...	...	...	...	...	...	...	...	1	...	...	...	...	...	290
Total Class IV	496	90	4	2	1	...	...	4	9	9	16	21	5	1	..	1	51	46	102	228	1	1087
CLASS V—ORDER 1—ACCIDENT OR NEGLIGENCE.																						
1. Fractures & Contusions	2	1	1	...	1	8	18	17	19	13	15	31	26	14	23	9	14	8	7	7	3	237
2. Wounds { *a* Gunshot	...	...	...	...	...	...	1	3	2	4	...	1	...	2	...	...	...	...	...	...	...	13
2. Wounds { *b* Cuts	...	...	...	...	...	2	...	...	...	...	...	1	...	1	...	...	1	...	1	1	...	7
3. Burns and Scalds	5	4	12	5	5	7	2	5	3	1	4	...	1	...	2	1	2	1	1	3	...	64
3*a*. Sunstroke	1	2	2	1	...	3	1	2	3	...	1	1	3	...	2	1	1	1	...	...	1	26
4. Poison	1	4	1	...	...	...	...	...	...	...	1	1	1	1	1	2	1	1	...	1	...	16
4*a*. Bite of Snake or Insect	2	...	1	1	1	...	1	...	...	1	...	...	...	...	...	...	1	...	...	...	...	8
5. Drowning	...	9	8	4	3	21	9	12	11	8	8	11	7	11	6	5	3	6	2	3	8	155
6. Suffocation	4	...	...	...	...	...	...	1	...	...	1	...	1	...	2	2	...	...	...	...	1	12
7. Otherwise	...	...	...	...	...	1	1	...	...	...	...	...	...	...	...	...	...	...	...	...	...	2
	15	20	25	11	10	42	33	40	38	27	30	46	39	29	36	20	23	17	11	15	13	540
ORDER 2.—VIOLENT DEATHS IN BATTLE.																						
1. Gunshot Wounds	...	...	...	...	...	...	...	...	...	...	...	...	...	...	...	...	...	...	...	...	...	...
2. Sword and Bayonet Wounds.	...	...	...	...	...	...	...	...	...	...	...	...	...	...	...	...	...	...	...	...	...	...
3. Otherwise	...	...	...	...	...	...	...	...	...	...	...	...	...	...	...	...	...	...	...	...	...	...
	...	...	...	...	...	...	...	...	...	...	...	...	...	...	...	...	...	...	...	...	...	...
ORDER 3.—HOMICIDE.																						
Murder and Manslaughter	1	...	...	...	...	...	1	1	...	1	...	...	...	1	...	1	2	...	1	...	...	9
ORDER 4.—SUICIDE.																						
1. Wounds { Gunshot	...	...	...	...	...	...	...	...	...	...	...	1	...	...	1	...	...	...	...	...	...	2
1. Wounds { Cut, Stab, &c.	...	...	...	...	...	...	...	...	1	1	...	...	...	4	1	...	1	...	1	1	...	10
2. Poison	...	...	...	...	...	...	...	...	1	...	1	1	...	...	...	...	1	...	...	...	...	4
3. Drowning	...	...	...	...	...	...	...	...	...	2	1	3	...	...	...	...	...	...	...	...	...	6
4. Hanging	...	...	...	...	...	...	...	...	...	1	...	1	...	2	3	...	...	...	...	...	...	7
5. Otherwise	...	...	...	...	...	...	...	...	...	...	...	...	...	...	1	...	...	...	...	...	...	1
	...	...	...	...	...	...	...	...	2	4	2	6	...	6	6	...	2	...	1	1	...	30
ORDER 5.—EXECUTION.																						
1. Hanging	...	...	...	...	...	...	...	...	...	...	...	...	...	...	1	...	...	...	...	...	...	1
Violent Deaths (not classed)	...	...	...	...	...	...	...	...	...	...	...	...	...	...	...	...	...	...	...	...	...	...
Total Class V.	16	20	25	11	10	42	34	41	40	32	32	52	39	36	43	21	27	17	13	16	13	580
Sudden Deaths (Cause unascertained.)	...	...	...	...	...	...	...	...	...	...	...	...	...	...	...	...	...	...	...	...	...	...
Causes not specified or ill-defined.	...	...	...	1	2	5	1	2	1	...	...	2	5	5	4	2	...	3	...	1	5	39
	1621	650	264	127	119	310	128	170	177	197	232	255	246	245	224	228	299	276	253	382	48	6451

H.

SUMMARY of DEATHS of BOTH SEXES registered in the Colony of New South Wales, during each Month of the Year 1875, classified under the heads of the several Causes of Death.

CAUSES OF DEATH.	January.		February.		March.		April.		May.		June.		July.		August.		September.		October.		November.		December.		Total.		Grand Total.	Percentage on total Deaths of the Year.
	Males.	Females.	Males.	Females.	Males.	Females.	Males.	Females.	Males.	Females.	Males.	Females.	Males.	Females.	Males.	Females.	Males.	Females.	Males.	Females.	Males.	Females.	Males.	Females.	Males.	Females.		
I.—Zymotic Diseases.																												
1. Miasmatic Diseases—(Scarlatina, Diphtheria, Dysentery, Fevers, &c.)	204	188	193	166	150	167	187	185	136	132	94	93	77	63	81	46	74	66	59	66	109	105	147	133	1511	1410	2921	27·12
2. Enthetic Diseases—(Syphilis, Gonorrhœa, &c.)	...	2	...	...	...	1	3	...	1	...	1	...	...	2	2	1	1	...	5	...	3	1	2	...	18	7	25	·23
3. Dietic Diseases—(Privation, Scurvy, Delirium Tremens, &c.)	8	3	9	8	8	4	13	7	9	7	11	4	15	2	8	3	9	3	12	3	13	2	13	5	128	51	179	1·66
4. Parasitic Diseases—(Thrush, Worms, &c.)	1	3	1	3	...	2	2	6	2	1	1	...	5	...	1	2	2	...	1	2	...	...	6	2	22	21	43	·39
Total	213	196	203	177	158	174	205	198	148	140	107	97	97	67	92	52	86	69	77	71	125	108	168	140	1679	1489		
II.—Constitutional Diseases.																												
1. Diathetic Diseases—(Gout, Dropsy, Cancer, &c.)	12	17	12	9	16	9	14	9	15	8	8	15	14	14	25	15	21	14	24	14	20	7	24	13	205	144	349	3·24
2. Tubercular Diseases—(Scrofula, Phthisis, Hydrocephalus, &c.)	49	32	55	35	41	37	34	33	43	36	50	18	34	37	33	28	50	30	37	24	47	29	31	42	504	381	885	8·22
Total	61	49	67	44	57	46	48	42	58	44	58	33	48	51	58	43	71	44	61	38	67	36	55	55	709	525		
III.—Local Diseases.																												
1. Diseases of the Nervous System—(Apoplexy, Paralysis, Insanity, Cephalitis, &c.)	87	60	77	42	84	46	73	41	59	44	65	45	69	36	69	39	49	30	43	42	53	53	54	47	782	525	1307	12·13
2. Diseases of the Organs of Circulation—(Pericarditis, Aneurism, Heart Disease)	32	20	19	14	20	3	25	17	19	17	38	15	25	11	28	18	26	25	25	14	23	15	26	21	306	190	496	4·61
3. Diseases of the Respiratory System—(Bronchitis, Pneumonia, Asthma, Pleurisy, &c.)	54	40	35	32	43	24	47	39	39	52	64	48	77	39	75	55	64	37	53	32	57	17	47	21	655	436	1091	10·13
4. Diseases of the Digestive Organs—(Gastritis, Enteritis, Peritonitis, Hernia, &c.)	43	34	41	35	37	28	44	28	34	26	22	20	24	25	26	25	28	25	26	22	29	30	27	36	381	334	715	6·64
5. Diseases of the Urinary Organs—(Nephritis, Ischuria, Diabetes, &c.)	11	5	14	3	9	2	8	2	8	2	12	...	10	5	20	7	12	1	15	1	7	3	10	7	136	38	174	1·62
6. Diseases of the Organs of Generation—(Ovarian Dropsy, Uterus Disease, &c.)	...	2	...	1	...	2	...	...	...	1	...	2	...	1	...	...	...	3	...	1	...	4	...	6	...	23	23	·21
7. Diseases of the Joints—(Arthritis, Ostitis, Periostitis, &c.)	...	1	2	...	1	...	1	2	...	...	1	...	1	1	2	1	...	1	...	...	1	...	2	2	11	8	19	·18
8. Diseases of Integumentary System—(Phlegmon, Ulcer, Skin Disease, &c.)	1	1	1	1	...	1	1	...	...	...	...	...	...	1	...	...	...	1	...	2	...	...	1	...	4	7	11	·10
Total	228	163	189	128	194	106	199	129	159	142	202	130	206	119	220	145	179	123	162	114	170	122	167	140	2275	1561		
IV.—Developmental Diseases.																												
1. Diseases of Children—(Cyanosis, Teething, &c.)	31	25	38	35	27	19	35	29	20	23	24	12	19	9	11	9	15	10	17	10	23	21	25	17	285	219	504	4·68
2. Diseases of Adults—(Paramenia, Childbirths, &c.)	...	13	...	9	...	5	...	9	...	8	...	8	...	10	...	9	...	10	...	6	...	10	...	9	...	106	106	·98
3. Diseases of Old People—Old Age, &c.)	16	11	27	8	27	5	20	19	36	9	50	21	31	22	38	16	39	13	24	13	29	14	31	15	368	166	534	4·96
4. Diseases of Nutrition—(Atrophy, Debility)	41	37	34	27	27	26	25	35	24	20	21	25	24	16	15	12	19	17	25	24	24	26	25	31	304	296	600	5·57
Total	88	86	99	79	81	55	80	92	80	60	95	66	74	57	64	46	73	50	66	53	76	71	81	72	957	787		
V.—Violence.																												
1. Accident or Negligence—Fractures, Contusions, Burns, Drowning, Suffocation, Wounds, &c.)	63	18	48	17	55	9	33	10	39	6	42	7	33	9	34	11	42	10	41	11	38	16	47	9	515	133	648	6·02
2. Violent Deaths—(Not Classed)	1	...	...	...	2	...	...	...	...	...	1	...	...	...	1	...	...	2	...	...	...	...	1	...	6	2	8	·07
3. Homicide—(Murder and Manslaughter)	...	1	...	2	...	...	...	1	2	...	3	1	...	...	2	...	1	...	1	...	1	1	...	...	10	6	16	·15
4. Suicide—(Poison, Drowning, Hanging, &c.)	3	1	3	...	3	...	3	2	5	1	1	...	6	1	4	...	1	1	6	1	6	2	2	...	43	9	52	·48
5. Execution—(Hanging)	...	...	...	...	...	...	...	...	...	...	...	...	...	...	...	...	1	...	...	...	...	...	1	...	2	...	2	·02
Total	67	20	51	19	60	9	36	13	46	7	47	8	39	10	41	11	45	13	48	12	45	19	51	9	576	150		
Unspecified	5	2	1	...	7	...	2	1	5	...	4	1	3	1	4	1	5	1	5	...	3	3	5	4	49	14	63	·59
Totals from all Causes	662	516	610	447	557	390	570	475	496	393	513	335	467	305	479	298	459	300	419	288	486	359	527	420	6245	4526	10771	100·00

I

TABLE showing the DEATHS which have occurred from the causes stated, in each of the several WARDS of the CITY OF SYDNEY, from 1st January to 31st December, 1875, distinguishing those under 5 years of age.

CAUSES OF DEATH.	Gipps.			Bourke.			Brisbane.			Macquarie			Cook.			Fitzroy.			Phillip.			Denison.			Total Deaths from each cause in Sydney.								
	Under.	Over.	Total.	Under.	Over.	Total.	Under.	Over.	Total.	Under.	Over.	Total.	Under.	Over.	Total.	Under.	Over.	Total.	Under.	Over.	Total.	Under.	Over.	Total.	1875.	1874.	1873.	1872.	1871.	1870.	1869.	1868.	1867.	1866.
CLASS I.—ORDER 1.																																	
1. Measles	9	1	10	4	...	4	16	...	16	12	...	12	32	4	36	16	3	19	36	9	45	19	1	20	162	62	...	1	...	...	2	1	462	...
2. Scarlatina	10	3	13	5	...	5	2	2	4	5	1	6	25	12	37	10	5	15	13	3	16	6	3	9	105	37	5	54	2	3	19	57	27	12
3. Diphtheria	4	1	5	1	1	2	2	...	2	3	1	4	12	1	13	3	...	3	...	...	...	6	1	7	36	12	16	7	7	11	14	34	36	18
4. Quinsy	1	1	2	...	1	1	...	...	...	...	...	...	...	...	...	...	1	1	...	...	...	...	...	...	4	5	2	...	1	...	1	3	2	2
5. Croup	3	1	4	1	...	1	3	...	3	2	1	3	3	5	8	1	1	2	4	...	4	2	...	2	27	16	18	18	5	8	26	31	28	40
6. Whooping-cough	...	...	...	...	...	...	...	...	...	...	...	...	...	...	...	...	...	...	...	...	...	...	...	...	...	21	12	14	63	5	46	30	34	12
7. Typhus (and Infantile Fever.)	1	7	8	1	18	19	...	4	4	1	1	2	6	12	18	2	8	10	1	4	5	3	6	9	75	39	61	36	16	50	72	73	71	73
8. Erysipelas	2	2	4	...	9	9	...	...	...	...	2	2	1	2	3	1	2	3	...	1	1	...	4	4	26	18	4	3	3	2	5	2	2	3
9. Metria (*see* Childbirth)	...	4	4	...	...	...	...	1	1	...	2	2	...	2	2	...	5	5	...	2	2	...	2	2	18	23	9	16	8	7	8	12	14	9
10. Carbuncle	...	...	...	...	...	...	...	...	...	...	...	...	...	...	...	...	...	...	...	...	...	...	...	...	...	...	2	1	...	1	...	...	2	1
11. Influenza	...	1	1	...	...	...	...	1	1	...	...	...	3	...	3	...	1	1	...	...	...	...	...	...	6	2	1	3	3	2	6	4	3	14
12. Dysentery	1	3	4	...	8	8	...	1	1	...	2	2	3	3	6	1	4	5	...	1	1	...	2	2	29	15	13	23	25	27	21	27	52	35
13. Diarrhœa	18	2	20	5	25	30	17	3	20	9	1	10	42	3	45	22	5	27	18	3	21	32	3	35	208	159	108	147	101	108	73	95	156	154
14. Cholera	3	...	3	1	1	2	2	...	2	...	1	1	2	1	3	1	3	4	2	1	3	2	...	2	20	17	13	12	7	7	6	7	7	6
15. Ague	...	...	...	...	5	5	...	...	...	...	...	...	...	1	1	...	...	...	...	...	...	...	...	...	6	...	1	...	...	...	...	...	...	...
16. Remittent Fever	2	1	3	...	...	...	1	...	1	...	...	...	2	...	2	...	...	...	...	...	...	...	...	...	6	3	3	1	2	...	2	1	7	6
17. Rheumatism	...	1	1	...	2	2	...	1	1	...	2	2	...	6	6	...	...	...	...	1	1	...	1	1	14	9	9	6	10	6	6	6	3	10
18. Pyæmia	...	1	1	...	1	1	...	...	...	...	...	...	...	...	...	...	3	3	...	1	1	...	...	...	6	2	2	3	3	...	...	...	...	...
	54	29	83	18	71	89	43	13	56	32	14	46	131	52	183	57	41	98	74	26	100	70	23	93	748	440	279	345	256	237	307	383	906	395
ORDER 2.																																		
1. Syphilis	...	...	...	1	3	4	1	...	1	1	...	1	1	...	1	...	1	1	...	...	...	1	...	1	9	6	13	10	4	4	5	7	5	7
2. Stricture of the Urethra	...	...	...	...	2	2	...	...	...	...	...	...	...	...	...	...	1	1	...	...	...	...	...	...	3	3	1	5	1	1	1	5	...	6
	...	...	...	1	5	6	1	...	1	1	...	1	1	...	1	...	2	2	...	...	...	1	...	1	12	9	14	15	5	5	6	12	5	13
ORDER 3.																																		
1. Privation	...	...	...	...	...	...	...	...	...	...	...	...	...	...	...	...	...	...	...	...	...	...	...	...	...	1	4	3	2	4	1	8	4	6
2. Want of Breast Milk	1	...	1	4	...	4	1	...	1	3	...	3	8	...	8	7	...	7	3	...	3	2	...	2	29	22	30	31	12	7	8	8	7	14
3. Pupura and Scurvy	...	...	...	...	2	2	...	...	...	...	...	...	...	...	...	...	...	...	...	...	...	...	...	...	2	4	1	2	2	2	1	3	1	2
4. Alcoholism :—																																		
a Del. Tremens	...	2	2	...	8	8	...	...	...	...	3	3	...	2	2	...	1	1	...	...	...	...	1	1	17	7	6	4	1	6	8	5	3	3
b Intemperance	...	...	...	...	7	7	...	4	4	...	1	1	...	1	1	...	3	3	...	...	...	...	4	4	20	8	16	5	5	5	12	3	2	12
	1	2	3	4	17	21	1	4	5	3	4	7	8	3	11	7	4	11	3	...	3	2	5	7	68	42	57	45	22	24	30	27	17	37
ORDER 4.																																		
1. Thrush	...	...	...	...	...	...	...	...	...	1	...	1	2	...	2	1	...	1	2	...	2	1	...	1	7	4	6	5	6	7	1	1	3	11
2. Worms, &c.	...	...	...	...	...	...	...	...	...	...	...	...	1	...	1	...	...	...	...	...	...	1	...	1	2	3	2	1	1	...	2	2	4	1
	...	...	...	...	...	...	...	...	...	1	...	1	3	...	3	1	...	1	2	...	2	2	...	2	9	7	8	6	7	7	3	3	7	12
Total, Class 1	55	31	86	23	93	116	45	17	62	37	18	55	143	55	198	65	47	112	79	26	105	75	28	103	837	498	358	411	290	273	346	425	935	457
CLASS II.—ORDER 1.																																		
1. Gout	...	1	1	...	1	1	...	...	...	...	...	...	...	...	...	...	1	1	...	...	...	...	...	...	3	1	2	4	1	3	4	1	1	2
2. Dropsy	...	2	2	...	3	3	...	1	1	...	1	1	1	3	4	...	3	3	...	1	1	...	...	...	15	9	21	16	9	22	9	17	19	17
3. Cancer	...	5	5	...	21	21	...	1	1	...	3	3	...	7	7	...	3	3	...	2	2	...	2	2	44	49	56	38	27	28	19	26	19	23
3*a* Tumour	...	...	...	...	...	...	...	...	...	...	...	...	...	1	1	...	1	1	...	...	...	...	...	...	2	1	...	...	...	...	...	...	...	...
3*b* Polypus	...	...	...	...	...	...	...	...	...	...	...	...	...	...	...	...	...	...	...	...	...	...	...	...	...	...	...	...	...	...	...	...	...	...
4. Noma	...	...	...	...	...	...	...	1	1	...	...	...	...	1	1	...	...	...	...	...	...	...	1	1	3	1	2	...	...	1	...	1	...	...
5. Mortification	...	1	1	...	3	3	...	...	...	...	...	...	...	...	...	...	...	...	...	...	...	...	...	...	4	4	2	7	1	2	1	4	4	3
	...	9	9	...	28	28	1	2	3	...	4	4	1	12	13	...	8	8	...	3	3	1	2	3	71	65	85	65	38	56	33	49	43	45
ORDER 2.																																		
1. Scrofula	1	...	1	...	...	...	2	...	2	...	...	...	1	1	2	1	1	2	...	...	...	1	...	1	8	12	16	14	8	8	10	14	11	15
2. Tabes Mesenterica	6	...	6	...	...	...	2	...	2	2	...	2	22	1	23	5	...	5	7	...	7	12	...	12	57	48	25	38	36	33	23	20	25	25
3. Phthisis	...	18	18	...	58	58	2	9	11	...	13	13	3	33	36	1	31	32	...	15	15	2	16	18	201	165	153	155	139	122	101	115	142	118
4. Hydrocephalus	2	...	2	1	...	1	...	...	...	5	...	5	2	1	3	6	...	6	...	...	...	2	...	2	19	17	7	10	14	19	14	4	12	11
5. Abscess	...	...	...	...	...	...	...	...	...	...	...	...	...	...	...	...	...	...	...	...	...	...	...	...	...	...	1	1	1	...	...	...	...	...
	9	18	27	1	58	59	6	9	15	7	13	20	28	36	64	13	32	45	7	15	22	17	16	33	285	242	202	218	198	182	148	153	190	169
Total, Class II.	9	27	36	1	86	87	7	11	18	7	17	24	29	48	77	13	40	53	7	18	25	18	18	36	356	307	287	283	236	238	181	202	233	214
CLASS III.—ORDER 1.																																		
1. Cephalitis	7	1	8	...	1	1	2	1	3	4	1	5	13	3	16	12	1	13	5	1	6	9	...	9	61	59	80	59	36	32	42	48	49	30
2. Apoplexy	...	2	2	...	22	22	...	10	10	...	9	9	...	10	10	...	8	8	...	4	4	...	2	2	67	56	55	40	44	42	40	43	26	30
3. Paralysis	...	1	1	...	8	8	...	1	1	...	...	...	...	4	4	...	5	5	...	4	4	...	1	1	24	23	15	20	12	18	20	18	16	22
4. Insanity	...	...	...	...	...	...	...	...	...	...	...	...	...	...	...	...	...	...	...	...	...	...	...	...	...	...	2	1	...	...	...	1	1	...	2

I—*continued.*

CAUSES OF DEATH.	Gipps.			Bourke.			Brisbane.			Macquarie			Cook.			Fitzroy.			Phillip.			Denison.			Total Deaths from each cause in Sydney.								
	Under.	Over.	Total.	Under.	Over.	Total.	Under.	Over.	Total.	Under.	Over.	Total.	Under.	Over.	Total.	Under.	Over.	Total.	Under.	Over.	Total.	Under.	Over.	Total.	1875.	1874.	1873.	1872.	1871.	1870.	1869.	1868.	1867.	1866.
CLASS III—ORDER 1—*continued.*																																	
1. Chorea	...	...	...	...	...	...	...	...	...	...	...	...	...	...	...	...	1	1	...	1	1	...	...	...	2	...	...	...	...	...	...	1	...	...
2. Epilepsy	...	1	1	...	3	3	...	1	1	...	1	1	1	1	2	...	1	1	...	...	...	...	...	...	9	15	12	16	15	10	4	7	5	10
3. Convulsions	13	...	13	7	...	7	11	1	12	7	...	7	23	1	24	11	...	11	15	3	18	14	...	14	106	116	105	127	93	87	83	91	105	73
4. Brain Disease, &c.	...	5	5	...	14	14	...	5	5	...	3	3	1	3	4	...	4	4	...	3	3	...	3	3	41	51	45	35	36	21	27	24	26	27
	20	10	30	7	48	55	13	19	32	11	14	25	38	22	60	23	20	43	20	16	36	23	6	29	310	322	313	297	236	210	217	233	227	194
ORDER 2.																																		
1. Pericarditis	...	1	1	...	...	...	...	...	...	...	...	...	...	1	1	1	...	1	...	...	...	...	1	1	4	6	...	1	2	5	7	6	3	3
2. Aneurism	...	...	...	...	7	7	...	...	...	1	1	...	1	1	...	...	...	...	...	...	...	...	...	...	9	7	7	8	11	12	13	7	11	4
3. Heart Disease, &c.	...	2	2	...	25	25	...	9	9	...	8	8	1	15	16	...	22	22	...	11	11	1	13	14	107	91	87	92	93	89	84	71	64	69
	...	3	3	...	32	32	...	9	9	...	9	9	1	17	18	1	22	23	...	11	11	1	14	15	120	104	94	101	106	106	104	84	78	76
ORDER 3.																																		
1. Laryngitis	1	1	2	1	1	2	...	1	1	...	...	...	...	...	...	...	...	...	...	...	...	1	...	1	6	7	3	3	2	3	1	1	6	4
2. Bronchitis	7	4	11	1	21	22	5	3	8	6	3	9	13	4	17	6	6	12	6	3	9	13	5	18	106	104	80	84	109	71	69	59	95	77
3. Pleurisy	...	...	...	1	...	1	1	4	5	...	...	...	...	3	3	1	2	3	...	...	...	...	3	3	15	9	4	1	4	6	11	16	7	5
4. Pneumonia	9	4	13	5	18	23	4	6	10	4	1	5	13	11	24	5	6	11	4	4	8	9	3	12	106	94	73	80	83	64	60	55	44	33
4*a*. Congestion of the Lungs, pulmonary.	1	...	1	1	1	2	...	...	...	...	...	...	...	2	2	1	1	2	1	1	2	2	2	4	13	...	...	...	...	...	...	...	...	...
5. Asthma	...	1	1	...	2	2	...	...	...	...	3	3	...	2	2	...	1	1	...	2	2	...	...	...	11	11	9	6	1	3	3	6	5	8
6. Lung Disease, &c.	...	...	...	...	3	3	...	2	2	...	1	1	...	1	1	...	2	2	1	...	1	1	...	1	11	8	15	10	10	21	25	17	17	19
	18	10	28	9	46	55	10	16	26	10	8	18	26	23	49	13	18	31	12	10	22	26	13	39	268	233	184	184	209	168	169	154	174	146
ORDER 4.																																		
1. Gastritis	10	1	11	2	1	3	3	...	3	1	1	2	4	1	5	1	...	1	1	2	3	7	...	7	35	14	5	6	10	18	13	4	13	5
2. Enteritis	3	3	6	2	2	4	1	2	3	2	1	3	7	5	12	4	2	6	1	...	1	2	1	3	38	36	42	35	36	27	25	27	25	21
3. Peritonitis	...	1	1	...	7	7	...	...	...	...	...	...	...	4	4	1	3	4	1	2	3	...	1	1	20	13	5	14	6	7	16	9	7	8
4. Ascites	...	1	1	...	1	1	...	...	...	...	...	...	...	1	1	...	...	...	...	...	...	...	1	1	4	4	4	6	1	9	1	1	2	1
5. Ulceration of Intestines	...	1	1	...	1	1	...	...	...	...	...	...	1	...	1	...	...	...	...	...	...	...	...	...	3	2	4	4	8	...	...	3	4	2
6. Hernia	...	...	...	...	3	3	...	...	...	...	...	...	...	...	...	...	...	...	...	...	...	...	...	...	3	3	1	2	...	1	2	...	2	2
7. Ileus	...	1	1	1	2	3	...	...	...	...	...	...	...	1	1	...	2	2	...	...	...	...	1	1	8	2	2	8	3	9	3	1	5	5
8. Intussusception	...	...	...	1	1	2	...	1	1	...	...	...	...	...	...	...	...	...	...	...	...	...	...	...	3	2	4	5	2	1	...	3	...	1
9. Stricture of Intestines	...	1	1	...	...	...	...	...	...	...	...	...	...	1	1	...	...	...	...	...	...	...	...	...	2	2	1	...	...	1	2	...	1	...
11. Stomach Disease, &c.	...	...	...	...	3	3	...	...	...	...	1	1	...	...	...	...	2	2	...	1	1	...	...	...	7	7	19	15	14	6	11	3	10	9
13. Hepatitis	...	3	3	...	4	4	...	4	4	1	4	5	...	1	1	...	4	4	...	1	1	...	1	1	23	5	9	15	8	9	10	12	6	8
14. Jaundice	...	...	...	1	...	1	...	...	...	...	...	...	...	...	...	2	...	2	1	...	1	...	1	1	5	5	8	5	1	2	1	...	2	1
15. Liver Disease, &c.	1	2	3	...	19	19	...	3	3	...	1	1	...	11	11	1	5	6	...	5	5	...	3	3	51	41	38	26	36	28	36	22	38	31
16. Spleen Disease, &c.	...	...	...	...	...	...	...	...	...	...	...	...	...	...	...	...	...	...	...	...	...	...	...	...	...	1	...	...	1	...	...	...	...	...
	14	14	28	7	44	51	4	10	14	4	8	12	12	25	37	9	18	27	4	11	15	9	9	18	202	137	142	141	126	118	120	85	115	94
ORDER 5.																																		
1. Nephritis	...	2	2	1	3	4	...	...	...	...	1	1	1	1	2	...	1	1	...	...	...	...	...	...	10	7	4	1	4	...	2	...	...	3
2. Ischuria	...	...	...	...	...	...	...	...	...	...	...	...	...	...	...	...	...	...	...	...	...	...	...	...	...	2	...	1	1	...	2	2	1	...
3. Nephria	1	2	3	...	15	15	...	...	...	...	1	1	...	...	...	...	6	6	2	2	4	...	3	3	32	37	22	10	20	4	10	8	2	2
4. Diabetes	...	...	...	...	...	...	...	...	...	...	1	1	...	1	1	...	2	2	...	...	...	...	...	...	4	2	...	1	3	3	2	...	1	1
5. Stone	...	...	...	...	1	1	...	...	...	...	...	...	...	1	1	...	1	1	...	...	...	...	...	...	3	2	2	1	1	1	...	1	...	...
6. Cystitis	...	...	...	...	2	2	...	1	1	...	1	1	1	1	2	...	1	1	...	...	...	...	...	...	8	3	4	3	3	2	2	4	2	...
7. Kidney Disease, &c.	...	...	...	...	4	4	1	...	1	...	1	1	1	2	3	...	1	1	...	1	1	...	1	1	12	18	10	15	9	8	9	6	6	8
	1	4	5	1	25	26	1	1	2	...	5	5	3	6	9	...	12	12	2	4	6	...	4	4	69	71	42	32	41	18	27	21	12	14
ORDER 6.																																		
1. Ovarian Dropsy	...	...	...	...	...	...	...	...	...	...	...	...	...	...	...	...	...	...	...	...	...	...	...	...	...	...	2	1	3	1	...	1	1	3
2. Uterus Disease, &c.	...	...	...	...	1	1	...	...	...	...	...	...	...	3	3	...	1	1	...	...	...	...	...	...	5	5	3	2	2	2	4	9	2	5
	...	...	...	...	1	1	...	...	...	...	...	...	...	3	3	...	1	1	...	...	...	...	...	...	5	5	5	3	5	3	4	10	3	8
ORDER 7.																																		
1. Arthritis	...	...	...	...	2	2	...	...	...	...	...	...	...	...	...	...	...	...	...	...	...	...	...	...	2	...	...	1	1	...	...	...	...	1
1*a*. Ostitis Periostitis, &c.	...	...	...	...	...	...	...	...	...	...	...	...	...	...	...	...	...	...	...	...	...	...	...	...	...	...	1	...	...	...	...	...	...	...
2. Joint Disease, &c.	...	...	...	...	...	...	...	...	...	...	...	...	...	1	1	...	...	...	...	...	...	...	...	...	1	1	3	...	1	1	3	2	2	6
	...	...	...	...	2	2	...	...	...	...	...	...	...	1	1	...	...	...	...	...	...	...	...	...	3	1	4	1	2	1	3	2	2	7
ORDER 8.																																		
1. Phlegmon	...	...	...	...	1	1	...	...	...	...	...	...	...	1	1	...	...	...	...	...	...	...	...	...	2	...	...	1	...	...	1	...	...	1
2. Ulcer	...	...	...	...	...	...	...	1	1	...	...	...	...	...	...	...	...	...	...	...	...	...	...	...	1	2	1	5	5	4	1	2	1	...
3. Skin Disease	...	...	...	...	...	...	...	...	...	...	...	...	...	...	...	...	...	...	1	...	1	1	...	1	2	2	2	3	2	2	1	4	...	...
	...	...	...	...	1	1	...	1	1	...	...	...	...	1	1	...	...	...	1	...	1	1	...	1	5	4	3	9	7	6	3	6	1	1
Total Class III.	53	41	94	24	199	223	28	56	84	25	44	69	80	98	178	46	91	137	39	52	91	60	46	106	982	877	787	768	732	630	647	595	612	540

I—*continued.*

CAUSES OF DEATH.	Gipps.			Bourke.			Brisbane.			Macquarie			Cook.			Fitzroy.			Phillip.			Denison.			Total Deaths from each cause in Sydney.									
	Under.	Over.	Total.	Under.	Over.	Total.	Under.	Over.	Total.	Under.	Over.	Total.	Under.	Over.	Total.	Under.	Over.	Total.	Under.	Over.	Total.	Under.	Over.	Total.	1875.	1874.	1873.	1872.	1871.	1870.	1869.	1868.	1867.	1866.
CLASS IV—ORDER 1.																																		
1. Premature Birth	9	...	9	6	...	6	5	...	5	7	...	7	15	...	15	6	...	6	12	...	12	7	...	7	67	28	37	37	40	32	32	33	23	23
2. Cyanosis	2	...	2	1	...	1	...	...	...	...	...	...	...	...	...	...	...	...	...	...	...	1	...	1	4	2	...	3	3	4	...	4	1	1
3. Spina Bifida	...	...	...	...	...	...	...	...	...	...	...	...	...	...	...	...	...	...	...	...	...	...	...	...	...	2	1	1	2	...	...	...	...	...
4. Other Malformations	1	...	1	...	...	...	...	...	...	1	...	1	...	...	...	2	...	2	1	...	1	...	...	...	5	6	7	3	9	10	7	3	3	9
5. Teething	2	...	2	2	...	2	2	...	2	3	...	3	10	...	10	8	...	8	9	...	9	5	...	5	41	49	32	53	47	37	52	39	56	51
	14	...	14	9	...	9	7	...	7	11	...	11	25	...	25	16	...	16	22	...	22	13	...	13	117	87	77	97	101	83	91	79	83	84
ORDER 2.																																		
1. Paramenia	...	...	...	...	...	...	...	...	...	...	...	...	...	...	...	...	1	1	...	...	...	...	...	...	1	...	...	...	...	...	3	1	1	...
2. Childbirth (see Metria)	...	3	3	...	1	1	...	2	2	...	6	6	...	5	5	...	4	4	...	6	6	...	3	3	30	4	3	...	3	4	...	...	1	3
	...	3	3	...	1	1	...	2	2	...	6	6	...	5	5	...	5	5	...	6	6	...	3	3	31	4	3	...	3	4	3	1	2	3
ORDER 3.																																		
1. Old Age	...	7	7	...	14	14	...	5	5	...	4	4	...	10	10	...	11	11	...	5	5	...	5	5	61	51	60	50	41	52	35	46	33	33
ORDER 4.																																		
1. Atrophy and Debility	7	...	7	5	...	5	13	...	13	12	...	12	33	...	33	39	...	39	29	...	29	24	...	24	162	142	108	101	89	119	120	122	123	126
Total, Class IV	21	10	31	14	15	29	20	7	27	23	10	33	58	15	73	55	16	71	51	11	62	37	8	45	371	284	248	248	234	258	249	248	241	246
CLASS V.—ORDER 1.—ACCIDENT OR NEGLIGENCE.																																		
1. Fractures & Contusions	...	...	...	1	31	32	2	1	3	...	1	1	...	1	1	...	1	1	...	1	1	...	1	1	40	35	32	36	25	20	16	30	23	32
2. Wounds *a* Gunshot	...	...	...	...	...	...	...	...	...	...	...	...	...	...	...	...	...	...	...	...	...	...	...	...	...	} 4	5	3	2	3	2	...	6	6
2. Wounds *b* Cuts	...	...	...	...	4	4	...	...	...	...	...	...	...	...	...	...	2	2	...	...	...	...	...	...	6									
3. Burns and Scalds	...	...	...	2	5	7	...	...	...	1	...	1	...	...	...	...	...	...	1	1	2	...	...	...	10	9	19	8	8	12	8	1	11	9
3*a*. Sunstroke	...	...	...	...	...	...	...	...	...	...	...	...	...	1	1	...	...	...	...	...	...	...	...	...	1	3	4	2	...	1	1	1	3	2
4. Poison	...	...	...	...	...	...	1	1	...	1	1	...	...	...	...	...	...	...	1	1	1	...	1	1	4	1	1	1	...	3	1	1	2	2
4*a*. Bite of Snake or Insect	...	...	...	...	1	1	...	...	...	...	...	...	...	...	...	...	...	...	...	...	...	...	...	...	1	...	...	...	...	...	...	...	...	...
5. Drowning	...	...	...	...	4	4	...	4	4	...	...	...	...	...	...	1	...	1	1	...	1	...	...	...	10	16	21	13	21	16	14	18	22	22
6. Suffocation	2	...	2	...	...	...	1	2	3	...	...	...	...	...	...	1	...	1	...	...	...	...	1	1	7	2	4	...	3	10	5	2	2	4
7. Otherwise	...	...	...	...	...	...	...	...	...	...	...	...	...	...	...	...	...	...	...	...	...	...	...	...	...	4	...	...	...	...	...	...	...	...
	2	...	2	3	45	48	3	8	11	1	2	3	...	2	2	2	3	5	2	3	5	1	2	3	79	74	86	63	59	65	47	63	69	77
ORDER 2.—VIOLENT DEATHS IN BATTLE.																																		
1. Gunshot Wounds	...	...	...	...	...	...	...	...	...	...	...	...	...	...	...	...	...	...	...	...	...	...	...	...	...	...	...	...	...	...	...	...	...	...
2. Sword and Bayonet Wounds	...	...	...	...	...	...	...	...	...	...	...	...	...	...	...	...	...	...	...	...	...	...	...	...	...	...	...	...	...	...	...	...	...	...
3. Otherwise	...	...	...	...	...	...	...	...	...	...	...	...	...	...	...	...	...	...	...	...	...	...	...	...	...	...	...	...	...	...	...	...	...	...
	...	...	...	...	...	...	...	...	...	...	...	...	...	...	...	...	...	...	...	...	...	...	...	...	...	...	...	...	...	...	...	...	...	...
ORDER 3.—HOMICIDE.																																		
Murder and Manslaughter	1	...	1	...	3	3	...	1	1	...	...	...	...	...	...	...	...	...	...	...	...	...	...	...	5	12	6	6	9	2	6	1	1	3
ORDER 4.—SUICIDE.																																		
1. Wounds Gunshot	...	...	...	...	...	...	...	...	...	...	1	1	...	...	...	...	...	...	...	...	...	...	...	...	1	...	...	2	...	2	2	...	...	1
1. Wounds Cut, Stab, &c.	...	...	...	...	4	4	...	...	...	...	...	...	...	...	...	...	...	...	...	1	1	...	...	...	5	4	4	3	3	4	2	4	1	1
2. Poison	...	...	...	...	1	1	...	3	3	...	...	...	...	...	...	...	...	...	...	...	...	...	...	...	4	2	1	1	...	2	3	...	2	3
3. Drowning	...	...	...	...	1	1	...	...	...	...	...	...	...	...	...	...	...	...	...	...	...	...	...	...	1	1	...	...	...	...	1	...	...	...
4. Hanging	...	1	1	...	1	1	...	...	...	...	...	...	...	...	...	...	1	1	...	...	...	...	...	...	3	3	1	2	2	...	1	...	...	1
5. Otherwise	...	...	...	...	1	1	...	...	...	...	...	...	...	...	...	...	...	...	...	...	...	...	...	...	1	...	...	...	...	...	1	...	...	...
	...	1	1	...	8	8	...	3	3	...	1	1	...	...	...	...	1	1	...	1	1	...	...	...	15	10	6	8	5	8	10	4	3	6
ORDER 5.—EXECUTION.																																		
1. Hanging	...	...	...	...	...	...	...	...	...	...	...	...	...	...	...	...	1	1	...	...	...	...	...	...	1	...	4	3	...	...	...	1	3	3
Violent Deaths not classed (found drowned, &c.)	...	...	...	...	5	5	...	1	1	...	...	...	...	...	...	...	1	1	...	...	...	...	1	1	8	...	...	...	...	...	...	...	...	...
Total, Class V	3	1	4	3	61	64	3	13	16	1	3	4	...	2	2	2	6	8	2	4	6	1	3	4	108	96	102	80	73	75	63	69	76	89
Sudden Deaths (cause unascertained)	...	...	...	...	...	...	...	...	...	...	...	...	...	...	...	...	...	...	...	...	...	...	...	...	...	...	...	...	...	...	...	...	...	...
Causes not specified or ill-defined	1	1	2	...	1	1	...	3	3	...	...	...	...	4	4	1	6	7	...	...	...	...	2	2	19	15	18	20	18	18	25	60	54	56
Grand Total	142	111	253	65	455	520	103	107	210	93	92	185	310	222	532	182	206	388	178	111	289	191	105	296	2673	2077	1800	1810	1583	1492	1511	1599	2151	1602

J.

BIRTHS and DEATHS occurring at Sea, registered in the Colony of New South Wales, from 1st January, to 31st December, 1875.

	Births.			Deaths.		
	Males.	Females.	Total.	Males.	Females.	Total.
Sydney	1	7	8	37	2	39

K.

RETURN of REGISTRATION DISTRICTS, with the Names of the Persons holding the office of District Registrar.

District.	Name of Registrar.	Date of Appointment.
1. Sydney	The Registrar General	15 Dec., 1870
2. Balmain	William Parker, chemist	4 July, 1861
3. Concord	John Watts, schoolmaster	3 Sept., 1860
4. Glebe	William Richard Cobbin	16 Nov., 1875
5. Newtown	Charles Alfred Newman	9 April, 1857
6. Paddington	Henry Gale	1 July, 1863
Randwick	James Edwin Graham, Assistant D.R.	1 Jan., 1876
7. Redfern	Christopher Warburton	30 Oct., 1865
8. Waterloo	Thomas Armitage Salmon	1 April, 1874
9. St. George	Theophilus Henry Bolger	13 Oct., 1866
10. St. Leonards	Robert Dalzell Ward, surgeon	28 Feb., 1856
11. Albury	James Chas. W. Crommelin	8 July, 1872
12. Armidale	E. Marriott	1 Mar., 1876
13. Balranald	Richard B. Mitchell, C.P.S.	7 Feb., 1867
14. Bathurst	James Beuzeville	8 April, 1874
15. Bega	John Davis, C.P.S.	1 Jan., 1871
16. Berrima	Fredk. Robertson Wilshire, P.M. & C.P.S.	1 May, 1872
17. Bombala	James Giles, C.P.S.	24 Jan., 1871
18. Bourke	Louis Fredk. Layard, C.P.S.	26 Oct., 1874
19. Braidwood	W. F. Robertson, C.P.S.	1 Sept., 1875
20. Brisbane Water	Thomas Cade Battley, C.P.S.	9 July, 1856
21. Broulee	Alex. Lumsdaine, C.P.S.	1 Mar., 1875
22. Burrowa	William J. E. Wotton, C.P.S.	2 Aug., 1869
Grenfell	William Fox Parker, C.P.S., Assistant D.R.	17 Feb., 1870
23. Camden	John B. Martin, C.P.S.	14 Aug., 1856
24. Campbelltown	Henry Arkell Smith, C.P.S.	22 April, 1872
25. Carcoar	Edwd. Jas. C. North, C.P.S.	1 May, 1865
26. Cassilis	John Morris, C.P.S.	26 Mar., 1856
27. Clarence Town	David Farquhar	30 Mar., 1857
28. Cooma	Geo. H. Smithers, C.P.S.	12 Sept., 1875
29. Coonabarabran	Fredk. Wm. Edwards, C.P.S.	25 Nov., 1863
30. Cowra	John Arkins, C.P.S.	14 Nov., 1870
31. Deniliquin	William Henry Hooper	1 June, 1874
32. Dubbo	Luke M'Guinn, C.P.S.	1 Aug., 1863
33. Dungog	Chas. G. Smith, C.P.S.	17 Sept., 1875
34. Eden	Christopher D. Hays, C.P.S.	3 Aug., 1865
35. Forbes	Stephen Freeman, C.P.S.	1 Sept., 1873
Parkes	Alexr. Boswell Armstrong, C.P.S., Assistant D.R.	13 July, 1874
36. Goulburn	Chas. Somerville Alexander, C.P.S.	31 Mar., 1862
37. Grafton	Wm. Henry Thomas, C.P.S.	1 April, 1874
Maclean	Samuel Macnaughton, postmaster, Assistant D.R.	1 June, 1872
38. Gundagai	Archibald Scott Smith	1 Feb., 1872
Adelong	William J. Shelley, Assistant D.R.	1 Aug., 1872
39. Hartley	William Patk. Macdermott, auctioneer.	25 July, 1869
40. Hay	Joseph Ede Pearce, P.M.	1 June, 1874
41. Inverell	Wm. Clare Cardew, C.P.S.	1 April, 1875
42. Kiama	Henry Connell, junr., C.P.S.	5 June, 1863
43. Liverpool	William Long, schoolmaster	8 June, 1866
44. Macdonald River	Thomas Harris	4 Jan., 1876
45. Macleay River	William Henry Thornton, J.P.	29 June, 1857
Bellinger River	Arthur M. Fisher, Assistant D.R.	1 Nov., 1875
Nambucca River	John S. Robinson, schoolmaster, Assistant D.R.	13 Mar., 1876
46. Maitland	Cornelius Delohery, C.P.S.	1 April, 1876
47. Manning River	Jasper A. Creagh, C.P.S.	1 Feb., 1875
48. Menindie	Rudolph Roxburgh Morriset	9 Feb., 1875
49. Moama	Albert Davies, Telegraph-master.	1 Aug., 1874
50. Molong	John H. Nisbett, C.P.S.	1 Nov., 1875
51. Morpeth	John Keating	16 Sept., 1872
52. Moulamein	Thomas Linton	13 July, 1860
53. Mudgee	George Leary, C.P.S.	1 Jan., 1871
Gulgong	Lester S. Donaldson, C.P.S., Assistant D.R.	2 Oct., 1871
54. Murrurundi	Geo. Gray Brodie, C.P.S.	2 Aug., 1869
55. Muswellbrook	Timothy Foley, C.P.S.	1 Dec., 1867
56. Narrabri	C. E. Smith, P.M.	16 May, 1859
57. Newcastle	John Burrowes, T.C.	28 Feb., 1856
Lambton	William F. Dent, Assistant D.R.	13 Aug., 1874
Wallsend	Thomas Alnwick, Assistant D.R.	1 Jan., 1875
58. Nundle	Samuel Kermode	2 Mar., 1874
59. Orange	William T. Evans, C.P.S.	20 Feb., 1856
60. Parramatta	George Langley, C.P.S.	2 Aug., 1869
61. Paterson	Benjamin Newbury, surgeon	22 Mar., 1858
62. Patrick's Plains	Fredk. J. Robinson	23 June, 1875
63. Penrith	John K. Cleeve, junr., C.P.S.	2 Aug., 1869
64. Picton	Wm. Redfern Antill	30 Mar., 1857
65. Port Macquarie	Robert Issell Perrott, C.P.S.	1 Oct., 1873
66. Port Stephens	Thomas Laman, C.P.S.	2 Aug., 1869
67. Queanbeyan	Fredk. B. Russell, P.M.	1 July, 1869
68. Raymond Terrace	William Gloag	28 Feb., 1856
69. Richmond	John Ducker	5 Feb., 1862
70. Richmond River	Malcom M'Intyre Campbell, C.P.S.	26 April, 1875
71. Ryde	Geo. M. Pope, C.P.S.	30 Mar., 1857
72. Rylstone	W. W. Armstrong, C.P.S.	5 Mar., 1857
73. Scone	James T. Wilshire, C.P.S.	1 May, 1872
74. Shoalhaven	William Lovegrove, C.P.S.	2 Aug., 1869
75. Sofala	Charles G. Smith	1 June, 1871
76. Tambaroora	James Sydney Willard, postmaster.	28 June, 1872
Hill End	F. C. M'Arthur, C.P.S., Assistant D.R.	1 May, 1875
77. Tamworth	John M'Donald	9 May, 1859
Gunnedah	Thomas K. Abbott, C.P.S., Assistant D.R.	1 Jan., 1873
78. Teaterfield	John Simons, C.P.S.	1 Sept., 1875
79. Tweed River	Joshua Bray	28 Sept., 1875
80. Tumut	Henry Hilton	15 Jan., 1870
81. Ulladulla	John V. Wareham, C.P.S.	2 Aug., 1869
82. Wagga Wagga	Edwin H. Tompson, C.P.S.	2 Aug., 1869
83. Walgett	F. B. Hales, P.M.	1 Dec., 1875
84. Warialda	Richard H. Fitzsimons, C.P.S.	22 Nov., 1867
85. Wellingrove	George Martin, C.P.S.	20 Oct., 1871
Vegetable Creek.	George Henry Gower	1 May, 1875
86. Wellington	Frederick Marsh, C.P.S	28 April, 1862
87. Wentworth	Wm. Lyle Richardson, P.M.	1 April, 1872
88. Windsor	Wm. Hy. H. Becke, C.P.S.	1 April, 1874
89. Wollombi	Thomas S. Townshend	31 Mar., 1862
90. Wollongong	Alfred A. Turner, C.P.S	2 Aug., 1869
91. Yass	Leopold Yates, C.P.S.	17 June, 1870
92. Young	J. R. Edwards, C.P.S.	2 Aug., 1869

Sydney: Thomas Richards, Government Printer.—1876.

1875.

LEGISLATIVE ASSEMBLY.

NEW SOUTH WALES.

DUTY ON TOBACCO.

(PETITION OF TOBACCO MANUFACTURERS.)

Ordered by the Legislative Assembly to be printed, 15 *December*, 1875.

To the Honorable the Legislative Assembly of New South Wales, in Parliament assembled.

The humble Petition of the undersigned Tobacco Manufacturers of Sydney,—

RESPECTFULLY SHOWETH :—

That your Petitioners have been induced to commence business as manufacturers of tobacco in the full faith that the Government would continue the discriminative duty of one shilling per pound between the raw material and the manufactured article imported into the Colony, in which business they have embarked a large capital, and have either built or are building or have purchased extensive premises, and have erected expensive machinery necessary for carrying on the said manufacture, and have incurred heavy responsibilities for the importation of unmanufactured tobacco, which of necessity requires a pre-arrangement extending over twelve months.

That your Petitioners have learned with alarm that proposals are made to lessen the discriminative duty of one shilling per pound by increasing the duty on the raw material sixpence per pound, while an extra duty of threepence per pound only is proposed to be added to the duty on Foreign manufacture.

That these proposals if carried out will be ruinous to this important skilled industry, as the manufacturers here will be utterly unable to compete with American manufacturers, who can obtain material, labour, and machinery at so much lower rates than is possible in this Colony, and your Petitioners feel their position as manufacturers very insecure if the duty to be levied on tobacco is to be subjected to continual alteration.

That the adoption of these proposals would neither accord with the practice of Free-trade England on the one hand, nor of Protectionist America on the other, both of which look well to the interests of their respective manufacturers. Free-trade England, with skilled labour at half the price of this Colony, makes a discriminative duty of one shilling and fourpence and one-fifth of a penny between the duty on the raw material and the manufactured article. Protectionist America imposes a discriminative duty of fifty cents per pound in favour of her own manufacturers, while in the Dominion of Canada the discriminative duty is one shilling and one-halfpenny per pound, and twelve and a half per cent. *ad valorem*, which is equal to one shilling and sixpence per pound, nor according to your Petitioners' belief is there any Government in the civilized world which would attempt to lessen the discriminative duty.

That your Petitioners call the attention of your Honorable House to the fact that no British Government has attempted to reduce the discriminative duties on tobacco without fully ascertaining the views of the manufacturers, and whether their interests would be affected thereby. Prior to the year one thousand eight hundred and sixty-two the discriminative duty in England was five shillings and ten-pence per pound. In that year the then Government, having consulted manufacturers, and examined them at the Bar of the House of Commons, and having received from them an assurance that they would be in no way injured by the alteration, reduced the discriminative duty from five shillings and ten-pence to one shilling and four-pence and one-fifth of a penny per pound.

That your Petitioners believe if the additional duty on unmanufactured tobacco be levied it will be to the detriment of the revenue of this Colony, as owing to the existence of the Border Treaty with South Australia leaf tobacco can be brought here from Adelaide after paying duty there at nine-pence per pound and two-pence halfpenny per pound carriage, against one shilling and sixpence proposed here, thereby depriving the Colony of the entire duty; and in the event of a Border Treaty being renewed between New South Wales and Victoria the lower rate of duty on leaf in the latter Colony will enable her manufacturers to pass their tobacco into New South Wales, and thereby deprive the Colony of the revenue.

That the adoption of such a measure would to your Petitioners appear very harsh and unjust, inasmuch as, without reference to themselves, so many fathers of families, together with a number of the youth of this Colony, who have already spent and are now spending the most precious years of their lives in learning an honorable and useful business, would by such an act have their prospects blasted, and be turned loose upon society without other means of an honorable livelihood.

 That

That the impression that the tobacco manufacturers of Sydney have netted enormous profits is erroneous, in proof whereof it may be stated that out of the three original manufacturers two had to succumb, and the third could only maintain his position by the most strenuous exertions.

That the only difference between the manufactured tobacco now imported and that imported at the commencement of tobacco manufacturing in Sydney is, that at the commencement no leaf with mid-rib or stalk was imported; but recently, as certain tobaccoes could not be procured in any other state, large quantities of manufactured tobacco of that description have been imported. During the past two years the proportion of tobacco containing the stalk is larger than has ever been imported in any other like period; and it is well known by those conversant with the trade that for the last fifty years and more unmanufactured tobacco has been recognized by all Governments to be "stemmed and unstemmed tobacco," and that certain tobaccoes can only be procured in the unstemmed state, while others are more readily procurable in the stemmed condition.

Your Petitioners therefore pray that the duties on tobacco may remain and continue as heretofore, or if it is necessary for the purpose of revenue that the duties should be increased the discriminative duty of one shilling per pound shall be maintained by decreasing the proposed duty on the unmanufactured, or by increasing it on manufactured three-pence per pound. This difference of three-pence per pound may appear to be a trifling one, but in it is our bread. And your Petitioners further pray that your Honorable House will not lessen the discriminative duty without providing just compensation for any damage your Petitioners may sustain thereby, as was done last year in an exactly similar case by New Zealand to the distillers, as it is to a paternal Government we must look for provisions to indemnify us for any loss it may bring upon property or business, and for examples of good faith to the people.

And your Petitioners, as in duty bound, will ever pray.

Signed at Sydney, this tenth day of December, one thousand eight hundred and seventy-five.

[*Here follow* 4 *signatures.*]

Sydney: Thomas Richards, Government Printer.—1875.

[3*d.*]

1875.

LEGISLATIVE ASSEMBLY.

NEW SOUTH WALES.

DUTY ON TOBACCO.

(PETITION OF OPERATIVE TOBACCONISTS.)

Ordered by the Legislative Assembly to be printed, 15 *December*, 1875.

To the Honorable the Legislative Assembly of New South Wales, in Parliament assembled.

The humble Petition of the undersigned Operatives,—

RESPECTFULLY SHOWETH:—

That your Petitioners have learned that it is the intention of the Government to alter the differential duty on tobacco from one shilling per pound to ninepence per pound.

That this proposed alteration if agreed to will be the means of closing all the factories engaged in the manufacture of tobacco from Foreign leaf, thereby throwing a considerable number of persons out of employment.

That your Petitioners having devoted all their time and attention for a number of years learning this tobacco trade on which they now depend for a livelihood and as a support for their families, would by such an alteration be deprived of their daily bread, and would be reduced to the painful position of seeing their families rendered destitute of the support derived from their trade.

That your Petitioners therefore pray that the proposed alteration will not take place and that the tobacco duties may remain as heretofore, allowing a difference of one shilling per pound between the duty on unmanufactured and manufactured tobacco.

And your Petitioners, as in duty bound, will ever pray.

[*Here follow* 366 *signatures.*]

1875.

LEGISLATIVE ASSEMBLY.

NEW SOUTH WALES.

DUTY ON TOBACCO.

(PETITION OF CITIZENS OF SYDNEY.)

Ordered by the Legislative Assembly to be printed, 16 *December*, 1875.

To the Honorable the Legislative Assembly of New South Wales, in Parliament assembled.

The humble Petition of the undersigned citizens of Sydney,—

MOST RESPECTFULLY SHOWETH:—

That your Petitioners have learned that it is the intention of the Government to impose an additional duty on tobacco.

That your Petitioners consider that tobacco, being the principal solace of the labouring classes of this Colony, should not be more heavily taxed than at present, unless under the pressure of extreme necessity on the part of the Government.

That your Petitioners are assured that so far from such necessity existing, the revenue of this Colony was never before in so flourishing a condition; and also, that this proposed addition to the burdens of the poor would only add the insignificant sum of seventeen thousand pounds to the already superabundant finances of the Colony.

Your Petitioners therefore submit these considerations to your Honorable House in the hope that you will add nothing to the already sufficiently heavy duty on tobacco, especially as no such increase of duty is called for by the necessities of the revenue.

Your Petitioners therefore humbly pray that your Honorable House will refuse to sanction such alteration in the tobacco duties.

And your Petitioners, as in duty bound, will ever pray.

Signed at Sydney, this fifteenth day of December, one thousand eight hundred and seventy-five.

[*Here follow* 10,474 *signatures.*]

1875–6.

LEGISLATIVE ASSEMBLY.

NEW SOUTH WALES.

DUTY ON TOBACCO.

(PETITION OF CITIZENS OF BATHURST.)

Ordered by the Legislative Assembly to be printed, 19 *January*, 1876.

To the Honorable the Legislative Assembly of New South Wales, in Parliament assembled.

The humble Petition of the undersigned inhabitants of the City of Bathurst,—

MOST RESPECTFULLY SHOWETH:—

That your Petitioners have learned that it is the intention of the Government to impose an additional duty on tobacco.

That your Petitioners consider that tobacco, being the principal solace of the labouring classes in this Colony, should not be more heavily taxed than at present, unless under the pressure of extreme necessity on the part of the Government.

That your Petitioners are assured that so far from such necessity existing, the revenue of this Colony was never before in so flourishing a condition; and also, that this proposed addition to the burdens of the poor would only add the insignificant sum of seventeen thousand pounds to the already superabundant finances of the Colony.

Your Petitioners therefore submit these considerations to your Honorable House in the hope that you will add nothing to the already sufficiently heavy duty on tobacco, especially as no such increase of duty is called for by the necessities of the revenue.

Your Petitioners therefore pray that your Honorable House will take these circumstances into consideration.

And your Petitioners, as in duty bound, will ever pray, &c., &c., &c.

Signed at Bathurst, the second day of January, one thousand eight hundred and seventy-six.

[*Here follow* 344 *signatures.*]

[3*d.*] 196—

1875–6.

LEGISLATIVE ASSEMBLY.

NEW SOUTH WALES.

DUTY ON TOBACCO.

(PETITION OF INHABITANTS OF GUNDAROO AND THE SURROUNDING DISTRICT.)

Ordered by the Legislative Assembly to be printed, 21 *January*, 1876.

To the Honorable the Legislative Assembly of New South Wales, in Parliament assembled.

The humble Petition of the undersigned inhabitants of Gundaroo and the surrounding District,—

MOST RESPECTFULLY SHOWETH:—

That your Petitioners have learned that it is the intention of the Government to impose an additional duty on tobacco.

That your Petitioners consider that tobacco, being the principal solace of the labouring classes in this Colony, should not be more heavily taxed than at present, unless under the pressure of extreme necessity on the part of the Government.

That your Petitioners are assured that, so far from such necessity existing, the revenue of this Colony was never before in so flourishing a condition; and also, that this proposed addition to the burdens of the poor would only add the insignificant sum of seventeen thousand pounds to the already superabundant finances of the Colony.

Your Petitioners therefore submit these considerations to your Honorable House, in the hope that you will add nothing to the already sufficiently heavy duty on tobacco, especially as no such increase of duty is called for by the necessities of the revenue.

Your Petitioners therefore pray that your Honorable House will give this matter full consideration.

And your Petitioners, as in duty bound, will ever pray, &c., &c., &c.

Signed at Gundaroo, the twelfth day of January, one thousand eight hundred and seventy-six.

[*Here follow* 94 *signatures.*]

[3*d.*] 205—

1875-6.

LEGISLATIVE ASSEMBLY.

NEW SOUTH WALES.

DUTY ON TOBACCO.

(PETITION OF CITIZENS OF THE BOROUGH OF MUDGEE.)

Ordered by the Legislative Assembly to be printed, 21 *January*, 1876.

To the Honorable the Legislative Assembly of New South Wales, in Parliament assembled.

The humble Petition of the undersigned inhabitants of the Borough of Mudgee,—

MOST RESPECTFULLY SHOWETH :—

That your Petitioners have learned that it is the intention of the Government to impose an additional duty on tobacco.

That your Petitioners consider that tobacco, being the principal solace of the labouring classes in this Colony, should not be more heavily taxed than at present, unless under the pressure of extreme necessity on the part of the Government.

That your Petitioners are assured that, so far from such necessity existing, the revenue of this Colony was never before in so flourishing a condition ; and also, that this proposed addition to the burdens of the poor would only add the insignificant sum of seventeen thousand pounds to the already superabundant finances of the Colony.

Your Petitioners therefore submit these considerations to your Honorable House, in the hope that you will add nothing to the already sufficiently heavy duty on tobacco, especially as no such increase of duty is called for by the necessities of the revenue.

Your Petitioners therefore humbly pray that your Honorable House will be pleased to give this matter due consideration.

And your Petitioners, as in duty bound, will ever pray, &c., &c., &c.

Signed at Mudgee, the fourteenth day of January, one thousand eight hundred and seventy-six.

[*Here follow* 76 *signatures.*]

1875–6.

LEGISLATIVE ASSEMBLY.

NEW SOUTH WALES.

DUTY ON TOBACCO.

(PETITION OF CITIZENS OF GOULBURN.)

Ordered by the Legislative Assembly to be printed, 27 *January*, 1876.

To the Honorable the Legislative Assembly of New South Wales, in Parliament assembled.

The humble Petition of the undersigned inhabitants of the city of Goulburn,—

MOST RESPECTFULLY SHOWETH:—

That your Petitioners have learned that it is the intention of the Government to impose an additional duty on tobacco.

That your Petitioners consider that tobacco, being the principal solace of the labouring classes in this Colony, should not be more heavily taxed than at present, unless under the pressure of extreme necessity on the part of the Government.

That your Petitioners are assured that, so far from such necessity existing, the revenue of this Colony was never before in so flourishing a condition; and also, that this proposed addition to the burdens of the poor would only add the insignificant sum of seventeen thousand pounds to the already superabundant finances of the Colony.

Your Petitioners therefore submit these considerations to your Honourable House, in the hope that you will add nothing to the already sufficiently heavy duty on tobacco, especially as no such increase of duty is called for by the necessities of the revenue.

Your Petitioners therefore pray that your Honorable House will be pleased to give this matter full consideration.

And your Petitioners, as in duty bound, will ever pray, &c., &c., &c.

Signed at Goulburn, this tenth day of January, one thousand eight hundred and seventy-six.

[*Here follow* 112 *signatures.*]

[3*d.*] 217—

1875–6.

LEGISLATIVE ASSEMBLY.

NEW SOUTH WALES.

DUTY ON TOBACCO.

(PETITION OF INHABITANTS OF PARRAMATTA.)

Ordered by the Legislative Assembly to be printed, 27 *January*, 1876.

To the Honorable the Legislative Assembly of New South Wales, in Parliament assembled.

The humble Petition of the undersigned inhabitants of the Borough of Parramatta,—

MOST RESPECTFULLY SHOWETH :—

That your Petitioners have learned that it is the intention of the Government to impose an additional duty on tobacco.

That your Petitioners consider that tobacco, being the principal solace of the labouring classes in this Colony, should not be more heavily taxed than at present, unless under the pressure of extreme necessity on the part of the Government.

That your Petitioners are assured that, so far from such necessity existing, the revenue of this Colony was never before in so flourishing a condition; and also, that this proposed addition to the burdens of the poor would only add the insignificant sum of seventeen thousand pounds to the already superabundant finances of the Colony.

Your Petitioners therefore submit these considerations to your Honorable House, in the hope that you will add nothing to the already sufficiently heavy duty on tobacco, especially as no such increase of duty is called for by the necessities of the revenue.

Your Petitioners therefore pray that your Honorable House will give the matter full consideration.

And your Petitioners, as in duty bound, will ever pray, &c.

[*Here follow* 457 *signatures.*]

1875–6.

LEGISLATIVE ASSEMBLY.

NEW SOUTH WALES.

DUTY ON TOBACCO.

(PETITION IN FAVOUR OF—RESIDENTS OF PATERSON, ALLYN, AND WILLIAMS RIVERS.)

Ordered by the Legislative Assembly to be printed, 21 *January*, 1876.

To the Honorable the Legislative Assembly of New South Wales, in Parliament assembled.

The Petition of Residents on the Paterson, Allyn, and Williams Rivers,—

HUMBLY SHOWETH:—

1. That your Petitioners are dependent chiefly on the growth and manufacture of tobacco, which has been for upwards of forty years extensively cultivated in the above districts.

2. That your Petitioners are of opinion that to impose a duty on imported tobacco, as proposed by the Government to your Honorable House, would be an equitable and a wise measure.

3. That your Petitioners therefore humbly pray that your Honorable House will assent to such duty being levied.

And your Petitioners, as in duty bound, will ever pray, &c.

[*Here follow* 263 *signatures.*]

1875–6.

LEGISLATIVE ASSEMBLY.

NEW SOUTH WALES.

UNMANUFACTURED TOBACCO.

(DUTY PAID BY MANUFACTURERS, FROM 1 JANUARY, 1875, TO 30 JUNE, 1876.)

Ordered by the Legislative Assembly to be printed, 17 August, 1876.

RETURN showing the total amount of Duty paid by each Tobacco Manufacturer in Sydney on Unmanufactured Tobacco, from 1st January, 1875, to 30th June, 1876, inclusive; also, the total amount paid for Duty for the same period.

Name.	Amount.		
	£	s.	d.
T. Saywell	21,918	9	6
Parbury, Lamb, & Co.	5,396	19	0
Cameron, Dunn, & Co.	7,393	9	0
Dixson & Sons	10,687	17	6
A. W. Sutton & Co.	6,861	16	0
Barnett & Garcia	236	14	5
J. E. Ives	259	8	0
R. Towns & Co.	18	17	0
C. Bent	36	6	0
O. Maxwell	210	13	0
J. H. Myers	73	11	0
J. Bennett	18	3	0
C. Laughman	9	19	0
Smith, Phillips, & Co.	10	10	0
A. Benjamin	5	15	0
J. Rapp	5	14	0
H. Buist	4	11	0
G. E. Austen	1	4	0
J. Simmons	1	10	0
H. S. Bird & Co.	0	4	0
On Chong & Co.	25	11	0
Total £	53,177	1	5

Custom House, Sydney,
16th August, 1876.

W. A. DUNCAN,
Collector of Customs.

1875-6.

LEGISLATIVE ASSEMBLY.

NEW SOUTH WALES.

BORDER DUTIES CONVENTION BILL.

(MESSAGE No. 44.)

Ordered by the Legislative Assembly to be printed, 1 *June*, 1876.

HERCULES ROBINSON,
Governor.

Message No. 44.

In accordance with the 54th clause of the Constitution Act, the Governor recommends the Legislative Assembly to provide for the making of Conventions respecting the Border Duties with any of the adjoining Colonies.

Government House,
Sydney, 1*st June*, 1876.

[3*d.*] 616—

1875-6.

LEGISLATIVE ASSEMBLY.

NEW SOUTH WALES.

BONDED WAREHOUSE AT DENILIQUIN.

(APPOINTMENT OF LOCKER, &c.)

Ordered by the Legislative Assembly to be printed, 22 August, 1876.

RETURN to an *Order* of the Honorable the Legislative Assembly of New South Wales, dated 30 June, 1876, That there be laid upon the Table of this House,—

"Copies of all communications between Messrs. McCulloch and Co. and "the Honorable the Colonial Treasurer with regard to the opening of a "Bonded Warehouse at Deniliquin; also, copies of all Correspondence "between the Collector of Customs, or any other persons, and the Honorable "the Colonial Treasurer, with reference to the appointment of Locker to "such Bond."

(*Mr. Driver, on behalf of Mr. Taylor.*)

BONDED WAREHOUSE AT DENILIQUIN.

No. 1.

THE COLLECTOR OF CUSTOMS to THE UNDER SECRETARY FOR FINANCE AND TRADE.

Custom House, Sydney,
7 March, 1876.

SIR,

I do myself the honor to forward, for the consideration of the Honorable the Colonial Treasurer, applications by and in behalf of Messrs. McCulloch and Co., of Melbourne, for the establishment of a bonding warehouse at Deniliquin. A Bond will be necessary there as soon as the Railway is in operation, and as it does not appear that any resident of that township is prepared to erect the necessary building, I purpose to issue a license in their favour. I declined their offer in the first instance, and I would have preferred, for more than one reason, that the Bond should be owned by an inhabitant of this Colony; but the applicants have in their hands the entire carrying business of the Murray districts, and no person in this Colony seems disposed to compete with them.

I have, &c.
W. A. DUNCAN,
Collector of Customs.

Approved.—A.S., 9/3/76.

[*Enclosures.*]

Wm. M'Culloch and Co. to The Collector of Customs.

Melbourne, 3 March, 1876.

Dear Sir,

Reverting to your letter of 22nd December last, we beg again to bring under your notice our application for permission to open a Bonded Store in Deniliquin.

In your letter you say an application has already been made for a similar nature by a resident of Deniliquin, and that you consider it entitled to a preference. This, we presume, refers to an application made to you by Mr. Hay, M.L.A., on behalf of Messrs. Mort and Watson.

These gentlemen have, however, now entirely given up the idea of erecting such premises, and have, together with every other business person in Deniliquin, signed the accompanying letter recommending you to grant us the permission sought. Under these circumstances we trust you will see no objection to us holding the necessary license, and that you will kindly advise us to that effect as early as convenient, so that we may proceed at once with the erection of suitable premises.

We also attach for your information a further recommendation from the merchants and others of Hay, asking you to give us the necessary permission.

Yours truly,
WM. M'CULLOCH & CO.

Merchants, Traders, and Others of Deniliquin to The Collector of Customs.

Deniliquin, 29 February, 1876.

Sir,

We, the undersigned merchants, traders, and others receiving goods from Melbourne, having heard that Wm. M'Culloch and Co., the general carriers, intend making application to you for permission to open a Bonded Warehouse in this township, beg to recommend their application for your approval as it would be a great convenience to us in our business, and having been accustomed to dealing with them for many years as forwarding agents for our goods, we have every confidence in their conducting a Bonded Warehouse to the satisfaction of all entrusting goods to their care.

We are, &c.,

Alfred W. Finch Noyes (Mayor)	Mort and Watson	Hunter and Son, builders
Rosenfeld Brothers	H. Harris and Co.	Thos. Robertson and Co.
James Hann	F. W. Young and Co.	Henry Lee
James Thies	John O. Atkinson	John Oddy Felloway
William Bignell	Patrick Sloman	D. Cameron
Hawkins Brothers	J. H. Macfie, Manager, Union Bank	Wm. A. Orr, Manager, London Chartered Bank
Thos. Sullivan	Henry J. Cordon, Manager, Australian Joint Stock Bank	J. G. Evans.
Gibson, Braim, and Co.	Young F. Forrester, Bank Manager	
Frank A. Bond	Asser V. Wren, solicitor	
John Smith		

Storekeepers and Residents of Hay to The Collector of Customs.

Hay, 20 January, 1876.

Sir,

We, the undersigned storekeepers and residents of Hay, hearing that William M'Culloch and Co., the general carriers, intend making application for the issue to them of a license to open a store for bonded goods at Deniliquin, beg to recommend their application for your favourable consideration.

We will be consignees for large quantities of goods in Bond by the Deniliquin and Moama Railway, and we would like all goods belonging to us, which Wm. M'Culloch and Co. are agents for, to remain in their custody during the whole transit, and not leave their hands at Deniliquin to be put into a private Bonded Store.

J. Blewett, merchant, Hay	Max. Monash and Co., merchants, Narandera and Jerilderie
Tartakover Brothers, merchants, Hay	Thomas Robertson, sheep farmer, Togamain
Bentwick and Co., merchants, Hay	McGann and Co., per J. Nigan, sheep farmers, Bunabign
William Sabine, hotel-keeper, Hay	George Coplin, hotel-keeper, Hay
Wragge and Hearn, sheep farmers, Wardry	Chas. Matthews, clerk, Hay
T. and S. Learmonth, per George Mair, sheep farmers, Groongal	Peter Hallbish, hotel-keeper
Stonebridge and Co., per T. P. Nigan, sheep farmers, Cuba	H. L. Lindsay, brewer, Hay.

No. 2.

No. 2.

MR. J. JOHNSTONE to THE COLONIAL TREASURER.

Custom House,
Sydney, 4 April, 1876.

SIR,

I have learned that a Bonded Warehouse is to be opened at Deniliquin, and would most respectfully request that you would give me the appointment as Locker.

I have been in the Customs Department for nearly nine years, and have acted in several branches in the Long-room, and in the Chief Clerk's Office.

My appointment as assistant officer to the Albury District bears date January 29th, 1872, where I have been to the present time; and when in Albury for 8 months I have performed the greater part of the work and attended to the Bonded Store there. During the absence of Sub-collector I performed the whole of the work, and never yet heard one complaint.

In this district I have been removed six times, by the orders of Sub-collector, and once had to build a house, afterwards abandon at considerable expense, for which I have neither asked nor received any recompense.

My last movement has been to Welaregang, a distance of nearly 100 miles from Albury. There I could not obtain a place of residence nor school for children, so that I was compelled to send my family to Sydney.

I consider my claim for promotion stronger than any of the junior officers on the Treasury,—not one has been put to so much expense and inconvenience as I.

The two officers appointed to Moama same time as my appointment have returned to Sydney; and the two at present at Moama have been appointed about two years after me.

I beg that you will take my case into your favourable consideration and grant me the appointment.

I have, &c.,
JAMES JOHNSTONE.

Seen.—To be brought up when Deniliquin Locker appointment comes under notice.—A.S., 6/4/76.

No. 3.

THE COLLECTOR OF CUSTOMS to THE UNDER SECRETARY FOR FINANCE AND TRADE.

Custom House, Sydney,
12 June, 1876.

SIR,

I have been informed that the Deniliquin Railway Company have announced their intention, without waiting for the public opening, to commence carrying goods on the 18th instant. It will therefore be expedient to appoint a Locker for that place without delay.

I have not yet received notice that the Bonding Warehouse there is finished, but for many reasons I think it desirable that an officer should be on the spot to watch the traffic from its commencement; and as I have informed the Chairman of the Company that I will make the transit regulations as convenient for them as practicable, they probably expect that no obstacle will stand in the way of their initiatory operations.

I have, &c.,
W. A. DUNCAN,
Collector of Customs.

With reference to my *Minute of 21/3/76, in regard to Mr. James Johnstone's leave, that officer will be appointed to Deniliquin—salary £250 and £50 house-rent.

This will leave a vacancy at Tintaldra.

I would like to see the regulations for transit as soon as they are drafted.—A.S., 13/6/76.

---

*Minute referred to in above.

Collector of Customs,—

This officer, I am given to understand, has for a long period held a very isolated post. If the Collector is satisfied with the way in which he has discharged his duties I think that in the event of any changes occurring at Moama, in consequence of the recent approval of a Bonded Store there, this officer's claims should be considered. He has, I understand, been unable to have his family with him, and while such "Siberian" posts exist, I think that officers, after occupying them for a time, should be encouraged, if they have done their duty, by getting posts subject to more civilizing influences, and that juniors should take their turn at the outposts. I have no doubt that this is the course adopted by the Collector, and I only make this minute to express my approval of it, and to draw his attention to this individual case.—A.S., 21/3/76.

Inform Mr. Johnstone.—W.A.D.

With respect to the proposed appointment, it is my unpleasing duty to say that Mr. Johnstone has been throughout in a state of insubordination to his immediate superior at Albury, and that neither the Sub-collector nor myself have any confidence in him. At Deniliquin I shall have little or no control over him, and would prefer a better. I enclose a copy of the proposed regulations, which may require some modification from experience, but which will be sufficient to start with.—W.A.D., 14/6/76.

This

This charge against Mr. Johnstone comes rather late in the day. Had it been made when his applications were before me in February and March last, my minute of 21/3/76 might have varied, or at all events would have been delayed, pending investigation. I therein distinctly indicated that Mr. Johnstone should be appointed to Moama Bonded Store (now proposed to be at Deniliquin), and assumed that the Collector's views were similar. The Collector had then an opportunity of stating his views if they were adverse; but instead of that he merely made a minute that Mr. Johnstone be informed. Unless, therefore, there is some charge made and substantiated against Mr. Johnstone, which he is unable to explain, his appointment will stand.—A.S., 14/6/76.

I ought no doubt to have stated my opinion of Mr. Johnstone at an earlier date, but the truth is I did so most reluctantly, even at the last moment, and to save my conscience. I knew very well that he had friends (I find the worst officers have the most friends), and I had no wish to displease them and become myself the defendant in the case—as always happens in such cases. Except as regards the public interests and my own responsibility for an isolated station, I am quite indifferent who may be appointed, and if Mr. J. perform his duty better than I expect he will find me all that he can desire.—W.A.D., 14/6/76.

Mr. Johnson is unknown to me, and no friend has spoken to me on his behalf. I have had several applications made to me on behalf of other officers for this post; but when Johnstone's case first came before me I expressed in my minute of 21/3/76 the view which I took of his claims, and how they ought to be met—provided the Collector was satisfied with the manner in which his duties had been performed. Taking the Collector's silence as concurrence in my views, I, without any pressure or even expressed desire on part of any of these alleged friends, appointed him. I have been thus explicit to show the Collector how utterly unfounded—how unjust—how ungenerous—are the insinuations in his minute of 14/6/76.—A.S., 23/6/76.

It was certainly far enough from my intention to say or insinuate anything unjust or ungenerous. I have no doubt of the perfect truth of the Treasurer's statements, and I am glad that they are made; but it is due to me that I should state the facts that were in my mind when I attempted to excuse myself for my previous omission. Mr. Johnstone has been repeatedly accused of insubordination by his immediate superior. He obtained, on my recommendation, leave of absence, *on special conditions*, which he was enabled to upset *without reference to me*, and thereby got me into a disagreeable complication with his *locum tenens*. I attributed this to the influence of friends, which I knew from themselves and others he had. (In this I may certainly have been wrong, but, as things go, it was a natural conclusion.) Moreover, on his return to the Murray, Mr. Johnstone failed to report himself, so that the Sub-collector could discontinue Mr. Whitehand's services; and thus both were in office for some days. How could I recommend such a man for promotion?—W.A.D., 24/6/76.

Seen.—A.S., 28/6/76.

Sydney: Thomas Richards, Government Printer—1876.

[3*d*.]

1875.

NEW SOUTH WALES.

CROWN LANDS.

(REGULATIONS.)

Presented to Parliament, pursuant to Act 39 Vict. No. 13, sec. 47.

CROWN LANDS REGULATIONS.

Department of Lands,
Sydney, 27th August, 1875.

THE following Regulations, which have been made by His Excellency the Governor, with the advice of the Executive Council, for carrying into effect the "Crown Lands Alienation Act of 1861," the "Crown Lands Occupation Act of 1861," and the "Lands Acts Amendment Act, 1875," are published for general information.

2. All Regulations heretofore made under the "Crown Lands Alienation Act of 1861" and the "Crown Lands Occupation Act of 1861" are hereby repealed.

THOMAS GARRETT.

ALIENATION—PART I.

CHAPTER I.

PURCHASES WITHOUT COMPETITION.

Purchase of Improved Lands.

Applications.

1. Applications to purchase without competition lands on which improvements may exist should be in the form marked A hereto appended, and must be made during the currency of the lease or promise of lease, or (if the land be within a proclaimed Gold Field) other lawful authority under which the improvements have been made, or any renewal thereof.

Improvements.

2. The improvements must be the property of the applicant—must in all cases be of a fixed character and such as to make more beneficial the occupation and use of the land—and must be so situated as to admit of measurement into portions corresponding with their value as hereinafter provided. Such value must be equal to the minimum upset price of land of the same class if offered at auction, and except on town or suburban land, or within a Gold Field specially reserved from conditional sale, must be not less than £40.

Area and form of measurement.

3. Every such purchase must be made in accordance with the general subdivision of the land, whether town, suburban, or other land, and the right of purchase is limited to the allotment or portion containing the improvement, and to an area corresponding to the value thereof, and not exceeding half an acre of town land, 2 acres of suburban land or land within a Gold Field specially reserved as aforesaid, and not less than 40 or more than 640 acres of other land. Lands which have been measured by the authority of the Government must be taken in portions as measured, and if unmeasured shall be subject to the same general rules as to depth and proportion of frontage as are applicable to conditional purchases. The area of portions already applied for and not yet granted may be enlarged in conformity herewith.

Payment of price.

4. If the purchase be approved, such approval will be notified in the Gazette, and the applicant will be called upon to pay the purchase money and deed fee into the Colonial Treasury. Should such payment not be made within three months thereafter, a penalty will be incurred equivalent to 10 per centum of the amount; and should the full price, including the penalty, not be paid within six months from the date of such notice, the claim to purchase will be treated as lapsed, and the land may be brought to sale by auction.

Purchases in virtue of intended Improvements.

Applications.

5. Applications for the purchase in virtue of improvements intended to be placed thereon of land held by the applicant under any pastoral lease should be in the form marked B appended hereto, and should be delivered to the Land Agent of the district. Such applications will be received on any day in the week except Thursday.

Deposit.

6. The applicant will be required to pay to the Land Agent, at the time of application, a deposit equal to £1 per acre on the area applied for, which must be not less than 40 nor more than 640 acres.

Particulars required.

7. Every application must set forth the improvements intended to be effected, and must contain a clear description of the locality and boundaries of the land applied for, referring to the nearest conspicuous natural feature or some known or determined 'point on the nearest frontage or measured portion, and describing so as to admit of ready identification the starting point, together with the direction and approximate length of the respective boundaries; which, with the exception of the frontage if any, must be directed to the cardinal points by compass.

Area and form of measurement.

8. Land measured by the authority of the Government must be taken in portions as measured, but application for part of a portion may, subject to the approval of the Minister for Lands, be made on payment, in addition to the price of the land, of the estimated cost of subdivision. Unmeasured land, if having frontage to any river, creek, road, or intended road, shall, within the First Class Settled Districts, have a depth of not less than 20 chains, and if in the Second Class Settled or Unsettled Districts of not less than 60 chains; but no boundary shall exceed 80 chains in a direct line. Should it seem to the Minister to be expedient the boundaries of portions having frontages may be made approximately at right angles with their frontage and otherwise modified, and the boundaries of portions having no frontages may be modified and necessary roadways and water reserves excluded from the measurement.

Boundaries.

9. The Minister for Lands may cause the boundaries of any such purchase to be modified on measurement so as to be approximately at right angles to any frontage, and may cause necessary roadways and water reserves to be excluded.

Limitation.

10. No application can be made for more than one portion, not exceeding 640 acres, within each block of 5 miles square, of the applicant's leasehold, or a proportionate quantity out of any holding of less area.

Statement of improvements.

11. Within one year from the date of application the applicant will be required to make and transmit a statement, verified by statutory declaration, and setting forth in detail the improvements effected upon the land and the cost thereof, to the Minister for Lands, who will thereupon take the necessary steps for the valuation of the improvements and for the appraisement of the land.

Notification.

12. If the application be approved, such approval will be notified in the Gazette, and the balance, if any, of the purchase money and deed fee called for, in accordance with the conditions hereinbefore set forth with regard to the purchase of improved lands.

Forfeiture.

13. In the event of the land not being improved within one year from the application, to the value of £1 per acre, it will again become Crown Land, and 25 per cent. of the deposit paid thereon will be forfeited.

Miscellaneous Special Alienations.

Applications.

14. Applications from the owners in fee of adjacent land, in the following classes of cases, should be in the form marked C hereto appended, viz.:—

For the reclamation and purchase of land below high-water-mark.

For the closing and purchase of unnecessary roads.

For the purchase of lands to which no way of access may exist, or which may be of insufficient area for conditional or auction sale, and cases of similar character.

For the rescission of reservation of water frontage.

Plan and particulars required.

15. A plan must be forwarded, showing with accuracy the land applied for, the position of adjoining land of the applicant or other proprietors, and all other particulars necessary to illustrate the intention of the applicant and the effects of compliance with the application.

Deposit.

16. Every application must be accompanied by a receipt showing that a deposit of £5 on account thereof has been lodged in the Colonial Treasury, which will form part of the purchase money if the application be complied with, but will be returned if it should be refused. But should the application not be proceeded with by the applicant when called upon, this deposit will be forfeited.

Notification of approval.

17. If the application be approved, such approval will be notified in the Gazette, and the balance (if any) of the purchase money and deed fee must be paid into the Treasury, in accordance with the conditions hereinbefore set forth with regard to the purchase of improved lands. In cases of reclamation the issue of the deed will be suspended until the reclamation has been completed to the satisfaction of the Government.

CHAPTER II.

CONDITIONAL PURCHASES.

Purchases Conditional on Residence and Improvements.

Applications.

18. Applications for conditional purchase of unimproved land shall be in the form marked D hereto appended, and shall be tendered in person by the applicant to the Land Agent of the district, between the hours of 10 a.m. and 4 p.m. on any Thursday not being a General Holiday. Not more than one application will be received on the same day from the same applicant.

Purchases to be for benefit of applicant. Penalty for evasion.

19. Conditional purchases must be for the exclusive use and benefit of the applicant, and cannot be made as the servant, agent, or trustee, of any other person. Any contract or agreement for obtaining land by evasion of the law in this respect is void, and the land will be forfeited; and any persons who may hereafter enter into any such contract or agreement will be guilty of a misdemeanour, and the land will be forfeited.

Minors.

20. No person under the age of sixteen years can conditionally purchase Crown Land; and every applicant who may be under the age of twenty-one years will be required to state in his application his age on his last birthday and the date thereof.

Exclusion of certain lands.

21. The following classes of lands are excluded by the Act from ordinary conditional purchase:—Town lands; suburban lands; lands within proclaimed Gold Fields; lands under lease for mining purposes to any person other than the applicant; lands within areas bounded by lines bearing north, east, south, and west, and distant 10 miles from the outside boundary of any city or town containing according to the then last Census 10,000 inhabitants, or 5 miles from the outside boundary of any town containing according to the then last Census 5,000 inhabitants, or 3 miles from the outside boundary of any town containing according to the then last Census 1,000 inhabitants, or 2 miles from the outside boundary of any town or village containing according to the then last Census 100 inhabitants; lands reserved for the site of any town or village, or for the supply of water, or reserved from sale for any public purpose; and lands containing improvements to the value of £1 per acre within the four corners of a block not less in area than 40 acres.

Area of selections and tender of applications.

22. Applications must not be for less than 40 acres nor more than 640 acres, and the applicant will be required to pay to the Land Agent at the time of application a deposit of 5s. per acre upon the land applied for.

Conflicting applications.

23. Should more than one application and deposit for the same land, or any part thereof, be tendered at the same time, or should it be impossible to determine the priority, the Land Agent shall, unless all applications save one be withdrawn, forthwith determine, in the manner following, which application shall be accepted:—The Land Agent shall write on tickets of equal size the names of the several applicants, which tickets shall be placed (by the parties, should they desire to do so) in the box supplied to the Land Agent for the purpose; and the Land Agent shall, without looking, and in the presence of the parties draw one ticket from the box, and the application to be accepted shall be that of the applicant whose name may be on the ticket so drawn, and the deposits paid by the remaining applicants shall forthwith be returned.

Occupation of selections.

24. Conditional purchasers must, within three months after the time of purchase, occupy the lands selected as their *bonâ fide* places of residence.

Interference by selections with each other.

25. Should it appear, subsequently to the selection, that the same land has been selected by different persons, though by different descriptions, the applicant whose claim was first received shall be considered the purchaser; and, on the identity of the land selected being proved to the satisfaction of the Minister for Lands, the deposit paid by the later applicant shall be returned.

Boundaries.

26. Every application must contain such a description of the land selected as may admit of its ready identification; and if at the time of such conditional purchase the land shall not have been surveyed by the Government, temporary boundaries commencing from some well-defined point shall be determined by the conditional purchaser; and any dispute respecting such boundaries, between such purchaser and any person other than a holder in fee, may be settled by arbitration. If such land shall not be surveyed by the Government within twelve months from the date of application, the conditional purchaser may, by notice in writing to the Land Agent for the district, withdraw his application, and thereupon he shall be entitled to the return of any deposit paid by him; or he may have the land surveyed by any licensed surveyor authorized to make such surveys; and the expenses of such survey, in accordance with the scale of charges fixed by the Surveyor General, shall be allowed to such purchaser as part payment of his purchase money.

Form of measurement.

27. Crown Lands conditionally purchased shall, if measured by the authority of the Government previously to such purchase, be taken in portions as measured, if not exceeding 640 acres; but part of a measured portion may be taken subject to the approval of the Minister for Lands, and the payment by the selector at the time of application of the cost of subdivision. Unmeasured lands having frontage to any river, creek, road, or intended road, shall, if within the First Class Settled Districts, have a depth of not less than 20 chains, and otherwise shall have a depth of not less than 60 chains, and shall have their boundaries, other than the frontages, directed to the cardinal points by compass; and if having no frontages as aforesaid, shall be measured in rectangular blocks, and with boundaries directed to such cardinal points, but no frontage or boundary shall exceed 80 chains in a direct line. Should it seem to the Minister to be expedient, the boundaries of portions having frontages may be made approximately at right angles with the frontage, and otherwise modified, and the boundaries of portions having no frontages may be modified, and necessary roadways and water reserves excluded from the measurement.

Payment of balance.

28. At the expiration of three years from the date of such conditional purchase, or within three months thereafter, the balance of the purchase money, being 15s. per acre, or interest on, or instalment of, such balance (in the manner prescribed by the two next following sections) must be forwarded through the Land Agent of the district to the Colonial Treasurer, together with a declaration, in Form E hereto appended, by the conditional purchaser or his alienee, or some other competent person; and the Colonial Treasurer will thereupon transmit the said declaration, and report the payment of the balance to the Minister for Lands; and should the Minister be satisfied with such declaration the same will be countersigned by him, and the remaining purchase money will then be acknowledged by the Colonial Treasurer; and a grant of the fee-simple, but with reservation of any minerals which the land may contain, will be made to the then owner. Should, however, the conditional purchaser, or his alienee, desire to defer completing his improvements for a period of three years from the date of survey, as provided in section 17 of the Lands Act Amendment Act, 1875, that portion of the declaration relating to improvements may be omitted, and a further declaration that improvements to the required value have been effected must be furnished at the expiration of the last mentioned period, and no grant will be issued until such further declaration has been received and approved.

Deferred payment of balance.

29. In the case of conditional purchases made before the 10th August, 1875, should the declaration have been countersigned as required by the preceding section, and should interest at the rate of 5 per centum per annum on the balance of the purchase money be paid within the stipulated period of three months to the Colonial Treasurer or Land Agent, the payment of such balance may be deferred to a period within three months after the first day of January then next ensuing, and may be so deferred from year to year, by payment of such interest during the first quarter of the year. Any conditional purchaser who may at the same time pay by way of instalment on account of the balance due by him, one shilling, or any multiple of one shilling, per acre of his conditional purchase will become thereby entitled to a corresponding reduction of interest. The holder of any such purchase may, by notice to the Land Agent, in the form marked F hereto appended, bring the same under the conditions with respect to the payment of balance contained in the next following section.

Deferred payment in future purchases.

30. In the case of conditional purchases made after the 10th August, 1875, the balance of the purchase money when not paid at the expiration of the first three years shall be paid by annual instalments of one shilling per acre, inclusive of interest at the rate of five per cent. per annum, which instalments must be paid to the Colonial Treasurer, or Land Agent for the district, between the 1st January and 1st April in each year. Any conditional purchaser may pay at the same time two or more such instalments.

Default.

31. Any conditional purchaser who may make default in the conditions of his purchase whether as to residence and improvement, the transmission of declaration or the payment of balance or instalment thereof, or interest thereupon, will forfeit his deposit and any other sums which he may have paid, and the land conditionally purchased will become forfeited to Her Majesty, and liable to be sold by auction.

Conditional purchaser not at liberty to select other land except as an additional purchase.

32. No person who is already the holder of an original conditional purchase (except for mining purposes) upon which the conditions of residence and improvement have not been completed will be at liberty to make another conditional purchase, except as an addition as hereinafter provided to such original, unless he shall have duly alienated or abandoned the same, and shall have given due notice of such alienation or abandonment to the Land Agent for the district.

Notification of measurement by Minister.

33. On the completion of the measurement of any conditional purchase and approval thereof, the Minister for Lands may, at the request of the conditional purchaser, certify under his hand that such measurement has been duly made, and that the conditional purchase is accepted subject to the fulfilment of the conditions thereof on the part of the purchaser.

Transfer.

34. Any conditional purchaser who may have resided for twelve months upon his selection may transfer the same to any person not being a married woman or a minor under the age of sixteen years, by giving notice to the Land Agent of the district, in the form marked K hereto appended. Purchases upon which the conditions of residence and improvement have been completed may be transferred in like manner at any time.

Conditional Purchase in Gold Fields.

Applications.

35. Applications for the conditional purchase of unimproved lands within proclaimed Gold Fields, and not being within areas excepted by special proclamation nor occupied for gold-mining purposes, shall be tendered to the Land Agent of the district, in the form marked D hereto appended.

Conditions.

36. Such purchases will be subject to all the conditions set forth in sections 18 to 32 inclusively of these Regulations, and to the additional conditions described in the next following clause, viz.:—

Special conditions.

37. Persons specially authorized by the Minister for Lands shall be at liberty, at any period, to dig and search for gold within the land selected; and should it be found to contain auriferous deposits, the sale may be annulled by the Governor and Executive Council, on compensation, to be determined by appraisement, for the value other than auriferous of the lands and improvements being paid to the conditional purchaser or his alienee.

Additional Conditional Purchases.

Applications.

38. Applications for additional conditional purchases of lands shall be addressed to the Land Agent of the district, in the form marked G hereto appended, but describing the proposed additional purchase by reference to that previously made, of which the area should be stated and all other particulars given to admit of immediate identification.

Position of purchase.

39. Additional purchases must adjoin the original conditional purchase or each other, and shall be in portions of not less than 40 acres, and not more than may make the total area conditionally purchased 640 acres. The area of existing conditional purchases held under the Crown Lands Alienation Act of 1861 may be enlarged in conformity herewith.

Conditions and transfer.

40. Additional purchases shall be subject to all the conditions, save those of occupation and residence, provided for by sections 19 to 31 inclusively of these Regulations, but shall for all such purposes be treated as forming with the original one conditional purchase. No additional selection will be transferable apart from the original until the conditions of residence and improvement applicable to the whole shall have been duly completed; but on completion of such conditions as hereinbefore provided the original and any additional purchases may be transferred together or separately in portions as respectively measured. No person will be entitled on transferring part of his holding to select other land in lieu thereof with the view of making up the total area to 640 acres.

Conditional Purchases in virtue of granted land.

Applications.

41. Applications for conditional purchases of Crown Lands adjacent to lands granted in fee-simple in areas not exceeding 600 acres, and resided on by the applicant, shall be tendered to the Land Agent of the district, in the form marked G hereto appended, and describing the proposed conditional purchase by reference to the land in possession of the applicant.

Position of purchase.

42. The conditional purchase shall adjoin the land in possession of the applicant, and shall contain not more than may amount with that land to 640 acres.

Conditions.

43. The purchase shall be subject to all the conditions provided by sections 18 to 32 inclusively of these Regulations, except that it will be sufficient that the purchaser should have resided for three years upon his freehold at the time of application, or should thereafter complete three years residence thereon, or on the land conditionally purchased, including the term for which he may have resided previously to the date of application.

Inquiries before a Commissioner.

Notice of inquiry.

44. Whenever by reason of any dispute or question as to the fulfilment of the conditions of a conditional purchase it shall become necessary or expedient to refer the claim of the purchaser to a Commissioner for inquiry, the Minister for Lands will cause due notice thereof to be transmitted to the conditional purchaser by letter addressed to his last-known residence, but the non-receipt of any such letter will not prevent the inquiry proceeding.

Inquiry—Time and place and notice.

45. The inquiry shall be held at the Land Office of the district, or, with the approval of the Minister for Lands, some other convenient place, and the Commissioner shall cause due notice of the time and place appointed for the purpose to be served upon the selector, or posted in some conspicuous place upon the selection, and also to be served upon the complainant (if any) at least seven days before the time so appointed.

Inquiry to be on oath.

46. Every inquiry shall be upon oath, which the Commissioner is empowered to administer, and shall be conducted in open Court, and in the presence of the selector should he desire to be present, and of the complainant if any; and each party shall be allowed to examine witnesses and to cross-examine the witnesses produced by the other party. If, after due notice as aforesaid, any selector or complainant should fail to be present, the inquiry may proceed *ex parte*; but the Commissioner shall use every exertion to ascertain the true facts of the case, and report the same for the information of the Minister for Lands. The inquiry may, when necessary, be adjourned from day to day.

Declaration and deposit.

47. No complaint, other than a report from an authorized officer of the Government, against a conditional purchaser, of non-residence or other breach of the conditions of his selection, will be entertained unless verified by a statutory declaration, and unless it shall in the opinion of the Minister for Lands disclose such circumstances as to constitute a *primâ facie* case for inquiry. Every such complaint must also be accompanied by a receipt showing that the sum of £10 has been paid to the Land Agent of the district as security for any costs that may be awarded against the complainant by the Commissioner, in the event of the complaint proving to have been unfounded.

Transmission and refund of deposit.

48. Land Agents will forward all sums so received by them to the Colonial Treasury with other collections; but on the conclusion of any inquiry the amount so deposited, less such costs (if any) as aforesaid, will be refunded.

Summons of witnesses—Expenses.

49. Parties requiring summonses for the attendance of witnesses may obtain the same on application to the Commissioner appointed to hold the inquiry; but, except in the case of witnesses summoned at the instance of any such officer as aforesaid, will be required themselves to pay the expenses of such witnesses at the same rates as for attendance at a District Court.

Conditional Purchases for Mining Purposes.

Applications.

50. Applications for conditional purchase for the purposes of mining (other than gold-mining) of unimproved lands, or of lands held by the applicant under any lease from the Crown for mining purposes, shall be addressed to the Land Agent of the district, in the form marked D hereto appended.

Conditions.

51. Such purchases shall be subject to all the conditions set forth in sections 20 to 23 and 25 to 29 of these Regulations inclusively; but the deposit to accompany the application shall be 10s. per acre, the full price of the land being £2 per acre; and instead of the conditions of residence and improvement applicable to ordinary conditional purchases, will be conditional on an average expenditure of £2 per acre in mining operations (other than gold-mining) being incurred upon the land within three years.

Special conditions.

52. On or before the expiration of three years from the date of purchase, or within three months thereafter, the balance of the purchase money may be tendered at the office of the Colonial Treasurer, together with a declaration in the form marked H hereto appended, by the conditional purchaser or his alienee, or some other competent person, countersigned by the Minister for Lands or an officer authorized by him; and a grant in fee simple will thereupon be made without reservation of minerals other than gold, notwithstanding the period of three years required in other cases shall not have expired. A grant may also be made in like manner of any portion, not being less than 40 acres, of a larger portion originally selected for purchase, upon its being shown that an expenditure has been incurred in such mining operations as aforesaid of an average sum of not less than £5 per acre on the land so to be granted; and in that case the purchase of the remainder of the land selected shall be rescinded, and any deposit paid thereon applied towards satisfying the balance of purchase money of the land granted. But if the Minister for Lands shall be dissatisfied with any such declaration of expenditure, he will cause the fact of the expenditure required to authorize a grant to be referred to arbitration under the Crown Lands Alienation Act of 1861, and the issue of a grant will in that case be deferred pending the result of such arbitration.

Adjoining purchases may be united.

53. Adjoining portions conditionally purchased for mining purposes may if held by the same owners or partners be treated as one holding and conditional purchase as regards the conditions and expenditure thereupon.

Conversion of selections into conditional purchases for mining purposes.

54. Any conditional purchaser of Crown Lands under clauses 13, 21, or 22 of the Crown-Lands Alienation Act of 1861, or his lawful alienee, who may be desirous of converting his purchase into a conditional purchase for mining purposes shall be at liberty to do so, on application in the form marked I hereto appended, to the Land Agent of the district, and payment to him of five shillings per acre, being the difference between the rate of deposit on the respective selections: Provided that, at the time of such proposed conversion, the original selection was not forfeited, or liable to be forfeited, for any breach of the conditions thereof.

CHAPTER III.

AUCTION SALES.

Sale by Auction and Selection.

Auction sale only of certain lands.

55. Excepting as hereinbefore provided, unimproved town and suburban lands will be sold by auction only. Country land will be measured and brought to auction on application as hereinafter mentioned, or otherwise as may be deemed expedient.

Area of lots.

56. Lands will be brought to auction sale at the Land Offices, or other convenient places appointed by the Minister for Lands, in the districts in which they are situated, after advertisement of not less than one nor more than three months in the Gazette, and in lots not exceeding in any case 640 acres.

Upset prices.

57. The upset prices of lands brought to auction sale shall be determined by the Minister for Lands, but shall not be less than—for town lands, £8; for suburban lands, £2; and for other lands, £1 per acre.

Applications.

58. Applications for the auction sale of lands should be addressed to the Minister for Lands, and must define, as clearly as may be practicable, the position and extent of the lands applied for; and each application must be accompanied by a receipt showing that a sum at the rate of sixpence per acre upon the area applied for has been paid into the Colonial Treasury. This deposit will form part of the purchase money if the land should be purchased by the applicant, but will be forfeited in the event of the land not being sold. Should, however, the land not be brought to auction within twelve months, or should it be sold to any other person, the deposit will be refunded.

Deposit at sale.

59. A deposit of 25 per centum of the purchase money of all lands sold by auction shall be paid by the purchaser at the time of sale; and should such deposit not be paid, the Land Agent shall again forthwith put up the land, and shall not accept any bid by the person who may have so failed to pay.

Payment of balance of price.

60. The balance of the purchase money, together with the deed fee, shall be paid to the Colonial Treasurer, or to the Land Agent of the district, within three months of the day of sale; and should the purchaser fail so to pay, the sale shall be void and the deposit paid shall be forfeited.

Selection of Crown Lands submitted to auction and not sold.

61. Lands other than town or suburban lands put up for sale by public auction, and not sold, may, if not withdrawn from selection by the Minister or authorized officer, be purchased at the upset price; or, in case of a higher price having been offered for the same, then at such higher price, less in either case the amount of any deposit paid thereon; and applications for such selection must be tendered, with the price of land, to the Land Agent of the district, in the form hereto appended marked L. Such applications may be made on any day in the week except Thursday.

CHAPTER IV.

COMMONAGES.*

Definition of commoners.

62. Where a Common may be granted, all freeholders and householders within boundaries which may be defined by notice in the Gazette shall be entitled to use the Common; and such boundaries in the case of Town Commons will ordinarily be those within which Crown Lands are not open to lease under the Crown Lands Occupation Act of 1861.

Reservations in grants.

63. Grants of Commons will reserve the right of pasturage of horses and cattle in use by travellers, teamsters, and carriers for three days at any one time, or for such longer period as floods or other unforeseen natural causes may render unavoidable.

Municipal Trustees.

64. Where, at the time a grant of a Common is made, a Municipality includes the lands notified as above, the Municipal Council shall be the Trustees of the Common.

Other Trustees.

65. Where no Municipality may exist the Trustees shall be five in number, and will in the first instance and pending the selection of Trustees under the Commons Regulation Act of 1873, be appointed by the Governor with the advice of the Executive Council.

OCCUPATION—PART II.

CHAPTER I.

FIRST CLASS SETTLED DISTRICTS.

Annual Leases.

Size of portions to be leased.

1. Lands will be let in portions not less than six hundred and forty acres, or one square mile, except in special cases hereinafter provided.

Period of leases.

2. Every such lease shall be for the then current year, and shall expire on the 31st day of December, but may be renewed for the ensuing year by payment, to the Colonial Treasurer or to the Land Agent of the District, between the 1st and 30th September, of the rent for such ensuing year as hereunder stated.

* *Vide* Commons Regulation Act of 1873.

Pre-emptive right.

3. Holders of land in fee simple whether granted, purchased, or conditionally purchased may lease by pre-emption Crown Lands adjoining their respective freeholds to the extent of three times the area thereof, if there be so much vacant land available, at a rent of two pounds per section of six hundred and forty acres, but not less for any area than one pound per annum.

Mode of application.

4. Such leases may be obtained by application, on any day in the week except Thursday, in the form (M) hereto appended to the Land Agent of the district and payment of the rent for the current year, or one-half the amount thereof between 1st July and 31st December, and on the same being approved by the Minister for Lands, which will be duly notified in the Gazette, the applicant will be entitled forthwith to enter upon and occupy the land or so much thereof as may not contain improvements, and may be open to and not already under pre-emptive lease to any prior applicant.

Boundaries.

5. Unless and until other boundaries shall be determined by the authority of the Minister for Lands the boundaries of lands hereafter leased by pre-emptive right shall be held to be as follows:—

(1.) When the purchased land is taken or measured without frontage to any river, creek, road, or intended road the pre-emptive leasehold shall surround such purchased land, and shall be bounded by lines parallel to the boundaries thereof, and of length equal to twice the length of the sides to which they are respectively parallel and equidistant therefrom.

(2.) When the purchased land has any such frontage the pre-emptive leasehold shall surround such purchased land on all sides other than the frontage and shall be bounded by lines parallel to the boundaries thereof, and the side lines shall be distant respectively from the side lines of the purchased land by one quarter the breadth of such land, and the back line shall be distant from the back line of such land by the space which would include three times the area thereof.

Land open to lease only included.

6. The leasehold will include only such Crown Land within the foregoing boundaries as may be open to and not already under pre-emptive lease or notified as a reserve, and shall not give any exclusive right to water necessary for the beneficial occupation of adjoining lands.

Leases at auction.

7. Leases of lands over which no pre-emptive right of lease shall have been exercised may be put up for lease at auction, at the Land Office of the district, either on application or otherwise, but no such sale of leases shall take place without one month's notice thereof having been given in the Gazette.

Leases bid for but not paid for.

8. Any lease bid for but the price of which may not be forthwith paid shall thereupon be again offered for sale at auction.

Selection of leases not bid for.

9. The lease of any land which may have been offered for sale at auction and not bid for may be obtained on payment of the upset price to the Land Agent of the district.

SECOND CLASS SETTLED AND UNSETTLED DISTRICTS.

Pre-emptive right.

10. Holders of land in fee-simple, whether granted, purchased, or conditionally purchased, in the Second Class Settled or Unsettled Districts, shall be entitled to lease adjoining Crown Lands on the same terms and conditions as are hereinbefore specified with respect to the leasing of land in the First Class Settled Districts, and notwithstanding that any such land may form part of a run under lease for pastoral purposes, or may in the case of being claimed by virtue of a conditional purchase form part of an adjoining run.

CHAPTER II.

Leases of Runs.

Conditions of renewal.

11. Existing leases or promises of lease for five years of runs of Crown Lands, when renewed from time to time on their expiration, will be subject to all the conditions applicable to such leases when granted originally under the Crown Lands Occupation Act of 1861, as modified by the Lands Acts Amendment Act of 1875, or by these regulations.

Issue of formal leases. Definition of boundaries.

12. Leases may be prepared, when applied for, of any runs the boundaries of which have been determined by approved survey, or may have been found upon examination sufficiently defined to indicate the lands with certainty and consistently with the rights of the claimants of adjoining lands. Claimants of leases must afford any explanations or assistance that may be required in defining their boundaries, to such officers as may be employed to estimate the extent and pastoral capabilities and appraise the rent of the runs; and if it should appear to the Government in any case that the claimant has refused or failed to afford such explanations, the officer will be instructed to define, and, where necessary, mark the boundaries, availing himself of such information as may have been afforded him.

Survey of runs.

13. Any claimant who may desire to have his run or any boundary thereof surveyed should make application for the issue of instructions to some authorized licensed surveyor to perform the survey at the applicant's own cost. Such surveys must be conducted under the direction and control of the Surveyor General, and no survey will be considered entitled to recognition unless so performed and unless a plan thereof shall have been furnished conforming to the requirements of the Survey Department. In every such case, before issuing a lease, the Government will require to be satisfied that the boundaries are described with due regard to the rights of the Crown and of claimants of adjoining lands.

Surveys required by the Minister.

14. In any case in which the Minister for Lands may require the boundaries or any boundary of a run to be surveyed at the cost of the claimant of a lease, a computation will be made of the expense, not exceeding twenty shillings per mile, of such survey, or so much thereof as may be chargeable to such claimant, who will be required forthwith to pay the same into the Colonial Treasury. Any default in such payment will have the same effect as the non-payment of the rent of the run.

Disputed claims.

15. Any disputed or overlapping claims to leases that may be found to exist, not already arranged or decided by competent authority, and not involving other interests than those of the respective claimants, will, unless where the Minister for Lands may be satisfied that either claimant has a clear right to the land in dispute, be referred to arbitration, pursuant to the 23rd clause of the Crown Lands Occupation Act of 1861.

Issue of leases.

16. Pastoral leases will be issued to the lessees from the Crown Lands Occupation Office.

Fee.

17. A fee of £1 will be chargeable upon each lease, to include the enrolment fee, payable on the issue of the lease.

Registration.

18. Pastoral leases will be registered in the Office of the Registrar General and in the Department of Lands on completion and previous to delivery.

Annual Rent.

Periods of payment.

19. The rent of all runs will be payable annually, in advance, at the Colonial Treasury, in Sydney, on or before the 31st December of the year preceding that for which payment is made. Failure to pay the rent on the appointed day will subject the lessee to the addition of a fine of 8 per cent. on the overdue rent during the first three months that the payment may be in arrear, and of 10 per cent. if more than three months, and to the forfeiture of the lease if the rent and fines thus incurred should remain unpaid for six months after the rent day.

Moneys will be received on account.

20. Sums of money will be received at the Treasury from holders of runs who may be desirous of lodging funds to meet payments falling due.

Appraisement of Runs.

Appointment of appraisers.

21. On the appointment, on or before the expiration of the term of any lease, or promise of lease, in force for the time being, of an appraiser by the Minister for Lands, or an officer authorized by him in that behalf, due notice of such appointment will be given to the lessee or claimant of a lease, requiring him either to concur in the person so appointed acting as sole appraiser, or to appoint an appraiser on his own behalf, within sixty days of such notice, as prescribed by the Crown Lands Occupation Act of 1861. Such notice will be forwarded to the usual place of residence of the lessee or claimant, if known to the officer charged with the service of the notice; or, if unknown to him, will be delivered at the run about to be appraised.

Duties of appraisers.

22. The appraiser or appraisers, when appointed, shall, in all cases before entering on the appraisement, make an inspection of the run and an estimate of its extent and of its capability for pastoral purposes in a natural state; which estimate, with a statement of the nature and value of the improvements, of the quantity of land withdrawn from the original leasehold (if any) by sale, reservation, or otherwise, and of any other circumstances whereby the pastoral value of the run in an unimproved state may have been increased or diminished, shall be appended to the appraisement when made.

Appraisement.

23. The appraisement will not include any land which may have been withdrawn from lease by sale or otherwise, unless a notice of the cancellation of such withdrawal shall have been published in the Government Gazette prior to the appraisement; but any land, part of the original holding, which may by the forfeiture or lapsing of any conditional purchase or preemptive lease, or by the cancellation of a reserve wholly or in part, revert to a run must be duly taken into account in determining the fair annual value of the whole run.

Court of Appraisement.

24. The appraiser or appraisers, having made the declaration prescribed by the Act, and appointed (except in the case of a sole appraiser) an umpire thereunder, shall appoint a time and place for holding a Court of Appraisement at some convenient place in the district, and shall give not less than seven days' notice in writing thereof to the parties interested, and to the umpire, if any.

Appraisement in open Court.

25. The appraisement shall be made in open Court, and upon due inquiry and consideration of any evidence, documentary or otherwise, which may be laid before the appraiser or appraisers by the claimant of a lease, or at the instance of the Government, or which may have been produced at their own instance.

Estimation of capabilities of Runs.

26. In determining the fair annual value of a run for pastoral purposes the appraiser or appraisers are not to take into account any improvements which may have been effected at the cost of the claimant of the lease, or any person through whom he may derive his right or claim, whether by the construction of dams or reservoirs for water, by fencing or laying down artificial grasses, by buildings, or otherwise. The appraised annual value must, however, in all cases be so computed as to represent every natural advantage or source of profit, including facility of access to market, which the run may afford for the grazing of stock, whether sheep, cattle, or horses, and whether such advantages have been availed of to their full extent or not; and the annual value so arrived at must be that which the appraiser or appraisers believe, without reference to any rent previously paid, to be the fair annual rental value in average seasons for pastoral purposes of the lands comprised in such runs in an unimproved state.

Fresh appraisements.

27. If in any case it shall be made to appear that subsequently to the determination, by appraisement, of the fair annual value of a run, such value has been materially diminished by reason of the sale, or withdrawal from lease, or otherwise, of any of the land included in the appraisement, a fresh appraisement will be made.

Transfers.

Mode of application.

28. Holders of runs of which the leases have not issued may have their rights of lease transferred, by an application addressed to the Minister for Lands, and bearing the signature of the person entitled to the lease, attested by a Magistrate, a Notary Public, or a Commissioner of the Supreme Court. On such application being recorded, the applicant will be debarred from all further claim to the lease, the right to which will thenceforth become vested in the transferee.

Runs of insolvents, or of parties absent or deceased.

29. In the event of the person entitled to the lease dying or being declared insolvent, or being absent from the Colony, the application for transfer may be made by his legal representative, or the representative of his estate, but must be accompanied by a certificate from the Crown Solicitor of the applicant's power to effect the desired transfer.

Runs under lease.

30. After the issue of the leases, it will be competent for the holders thereof to assign and transfer the same to such persons, and in such manner and form as they may respectively think proper: Provided, however, that the operative words "transfer and assign" be used, and that no transfer shall be recognized by the Government until the same shall have been recorded in the General Office for the Registration of Deeds in Sydney, and duly notified to the Minister for Lands.

Transfers to carry all rights of the transferer.

31. Every transfer of a run will carry with it all rights of the transferer in connection therewith.

Separate applications.

32. A separate application must be made for the transfer of each run.

Fees.

33. A fee of £2 sterling must, in every case, be paid into the Department of Lands prior to the transfer being completed.

Dues in arrear.

34. No run will be transferred in respect to which any dues of the Crown are in arrear.

Subdivision of Runs.

Runs may be subdivided.

35. Holders of runs may be allowed, previously to the issue of the leases, to subdivide their runs into portions of not less extent than will be sufficient for the maintenance of 4,000 sheep or their equivalent in cattle, and to obtain separate leases for the same, subject to the following conditions: —

Measurement.

36. The measurement (where necessary) of the boundary-lines shall be made at the cost of the applicant, under the direction of the Surveyor General.

Boundaries may be modified.

37. The Government will reserve to itself the right, in every case, of modifying the boundaries proposed for the subdivision, so far as may be necessary to render them conformable to these Regulations.

Form of subdivision.

38. Every subdivision must be in a compact block of rectangular form, subject to such deviations as the general features of the country, the adoption of natural boundaries, and the shape of the run to be divided, may require.

Water supply.

39. The subdivision must be made so as to secure to each of the reduced runs a fair and adequate share of the water necessary for the beneficial use of the pasturage.

CHAPTER III.

New Runs.

Tenders for runs.

40. Sealed tenders for runs may be deposited, by the tenderers or their agents, in a box to be kept for that purpose at the office of the Minister for Lands; and any tenders which may be transmitted by post will, immediately on their receipt, be placed therein unopened. The tender box shall be opened by the Board of Officers appointed for that purpose, at noon, on the first Tuesday of every month, and no tender shall be deposited on that day after that hour. All tenders found in the box shall be recorded by the Board.

Disposal of tenders.

41. If there be only one tender for any run, the tenderer shall be entitled to the lease. If there be two or more tenders for the same run opened at the same time, the lease shall be granted to the person whose tender shall contain the offer of the highest premium; but if no one tender be higher than all the others, a fresh day shall be named, on which the persons making the highest tenders shall be at liberty to send in fresh tenders, which shall be dealt with as hereinbefore provided. Should two or more tenders embrace a portion of the same land, the common boundary may be determined by mutual consent, or by arbitration under the Crown Lands Occupation Act of 1861; but should such boundary not be determined within three months of the date of a notice in the Gazette, informing the parties of the conflict of their tenders, the whole of the lands tendered for may be leased by auction sale.

Forms of tender.

42. Tenders shall be made in the form marked N hereto appended. Tenders must be sealed, and indorsed "Tender for Run," and a separate tender must be made for each run.

Descriptions in tenders.

43. Every tender shall contain a clear description of the boundaries of the run applied for, and the marks or natural features by which such boundaries are indicated, and also an estimate of its area and pastoral capabilities.

Deposit on tenders

44. Every tender must be accompanied, under the same envelope, by a receipt showing that the sum of £2 10s. has been deposited in the Colonial Treasury; and in the event of the ultimate acceptance of the tender, the tenderer shall receive credit for the amount of such deposit in the first year's rent; and in the event of the tender being rejected, the amount shall be returned to the tenderer.

Area and capabilities of runs.

45. A run shall in ordinary cases consist of not more than 25 square miles; but should that area, in the opinion of the officer appointed to report on the tender, be insufficient in average seasons for the pasturage of 4,000 sheep or 800 cattle, the run may be enlarged to whatever area, not exceeding 100 square miles, may be necessary for that purpose.

Direction of boundaries in tenders.

46. The Minister for Lands may cause the boundaries proposed in any tender to be modified so as to make the run a compact block of rectangular form, subject, however, to such deviations as the general features of the country and the adoption of natural boundaries may require, and subject also to the exclusion of water necessary to the beneficial occupation of adjoining lands.

Tenderers must point out their boundaries.

47. Tenderers for runs must be prepared to point out, on being called upon to do so by the officer employed to report on their tenders, the runs for which they have applied, and the boundaries thereof; and any tenderer who may fail therein will render his tender liable to be summarily rejected.

Notification of acceptance.

48. Any tender which may be accepted will be notified in the Gazette, and the tenderer will be required to pay his rent and premium (if any) computed for the period from the commencement of the current quarter to the 31st December ensuing, together with the assessment for the year, within sixty days from the date of such notification, under a penalty of the forfeiture of his deposit and of any interest in the lease, and such lease will thereupon be offered for sale by auction.

No right of occupation until rent is paid.

49. Until the first year's rent shall have been paid, the applicant will acquire no right whatever to the occupation of the land tendered for.

Runs to be occupied and stocked.

50. New runs must be occupied and stocked with not less than 200 cattle, or 1,000 sheep, within six months, or in the event of its being necessary to provide water by artificial means within eighteen months, of the notification of the acceptance of the tender, otherwise the run will be forfeited and may be leased by auction.

Tenure of runs at fixed rent and assessment pending appraisement.

51. The runs may be held from year to year, subject to a rent of £10 per annum, payable in accordance with section 19 of these Regulations; and to assessment under the Increased Assessment and Rent Act of 1858, until an appraisement shall be made of the fair annual value thereof for pastoral purposes, whereupon the holdings shall be converted into leases under the preceding sections and the runs shall cease to be liable to such assessment as aforesaid.

CHAPTER IV.

Forfeited or Vacated Runs.

Sale by auction.

52. Leases of runs that may have been forfeited or vacated will be from time to time offered for sale by auction.

Minimum upset rental.

53. Each run will be put up at a minimum upset rental, in accordance with the 17th clause of the Crown Lands Occupation Act of 1861, and the lease will be sold to the person who may offer the highest premium for the purchase thereof.

Deposit.

54. The purchaser will be required to pay down, at the time of sale, a deposit equivalent to 25 per centum of the premium (if any) offered for the lease, together with the upset rent for the year, to be computed from the commencement of the current quarter to the 31st December ensuing, in default of which the auctioneer shall again forthwith put up the lease, and shall not accept any bid from the person so making default

Balance.

55. The balance of the purchase money for the lease shall be paid into the Colonial Treasury in Sydney, within three months of the day of sale; and in default of such payment, the sale shall become void and the amounts paid by way of deposit shall be forfeited.

Runs unsold.

56. Runs, of which the leases may remain unsold, after having been twice offered for sale by auction, may be obtained on lease at the rent at which they shall have been last offered, on application at the Department of Lands, and payment of the rent from the commencement of the current quarter to the 31st December ensuing, unless in any case in which it may be considered expedient that the run should again be offered to lease at auction.

Notice of sales in Gazette.

57. All sales of such leases which may be offered at auction will be notified in the Gazette at least one month before the time appointed for such sale.

CHAPTER V.

Licenses to Cut Timber and Remove Stone, Gravel, Brick-earth, Shells, &c., from Crown Lands.

Licenses, by whom granted.

58. Licenses to cut and take timber, and to dig for and remove gravel, stone, brick-earth, shells, or other material, may in the Country Districts be obtained on application to the various Land Agents and other officers duly authorized by the Minister in that behalf.

Kinds of Licenses.

59. The licenses will be of two kinds,—one for cutting timber, as well cedar or pine as hardwood, and for quarrying stone or digging gravel, clay, shells, or other material, for which a fee of £3 will be payable; another for cutting hardwood only, for which the fee will be £1. The fee must in every case be paid prior to the issue of the license.

Term of Licenses.

60. The licenses will ordinarily be in force from the date of issue to the 31st December then next ensuing; but licenses will be granted at any time, available to the end of the current quarter or half-year, for which one-quarter or one-half the regulated fee only will be charged respectively.

Licenses personal.

61. A separate license must be taken out by every person actually employed in felling, cutting, sawing, splitting, or removing timber, or in quarrying, digging for, or removing stone or soil on Crown Lands. Each license will be personal to the individual named therein, and will not be transferable.

Powers conveyed by licenses.

62. Licenses will empower the holders of them to enter upon any Crown Land, not held under lease for other than pastoral purposes, not measured for sale or dedicated to any public purpose, and not within half-a-mile of any city, town, village, or head station, and not forming part of an enclosure of less extent than 1,000 acres, and not specially excepted by notice in the Gazette. Any timber or description of timber the cutting of which may be prohibited by notice in the Gazette, and any timber which may have been reserved, with the consent of the Commissioner of the district, for shade or ornament, will also be exempt from the operation of timber licenses.

Cedar of less diameter than 2 feet not to be cut.

63. Licenses under these Regulations will not empower the holders of them to cut cedar of a diameter less than 2 feet.

Trees not to be barked.

64. The removal of the bark of any tree, unless such tree shall have been previously felled, is strictly prohibited.

Material to be removed during currency of license.

65. All timber, stone, soil, or other material must be removed from off the Crown Lands during the currency of the license, otherwise it will be forfeited and liable to be seized and sold on epart of the Crown.

Ringbarking prohibited.

66. No trees on Crown Lands shall be ringbarked, except under special permission from the Minister.

Penalty on infringement of Regulations.

67. Any person cutting or removing timber, or digging for or removing stone, soil, or other material on Crown Lands without holding a license, or in any other manner infringing these Regulations, will be proceeded against under the 44th clause of the Lands Acts Amendment Act of 1875, or otherwise as may in any case be by law or regulation directed.

Timber and other material obtained by unauthorized persons may be seized and sold.

68. All timber, stone, gravel, or other material obtained by unauthorized persons, and all cut timber lying on Crown Lands which there may be reason to believe has been obtained without authority, will be seized, and notice of such seizure given by writing to be posted up at the principal place of Petty Sessions of the district; and unless such timber shall be claimed, and the ownership established to the satisfaction of the Bench of Magistrates, within fourteen days thereafter, the same shall be sold. Should it appear however to the satisfaction of the Bench that any timber so seized has been cut by a duly authorized person, its restoration to the claimant may be ordered.

Production of Licenses.

69. Licenses must be produced for inspection on the demand of any Commissioner of Crown Lands, Crown Bailiff, Police Officer, or other authorized person, or any lessee of the land, or the agent of such lessee; and any holder of a license who may refuse or neglect to produce his license on its being so demanded will be liable to have it cancelled.

Cancellation of Licenses.

70. On any person holding a license being convicted by two Justices in Petty Sessions of any offence against the law or these Regulations, such Justices may, in addition to any other penalty imposed by them, adjudge the license of such person to be cancelled, and such license shall thereupon become null and void.

Lessees may procure but not sell material.

71. Lessees of Crown Land are at liberty to cut and remove any timber, stone, or other material required by them as tenants of their several lands, but shall have no right to sell the same.

Limitation of powers conveyed by Licenses.

72. Licenses under these Regulations will give no right to any person to reside upon, cultivate, improve, or erect machinery upon any Crown Lands, nor any privilege of exclusive possession, save as to the timber, stone, soil, or material actually in process of being cut or removed. Any person who may desire to occupy land in connection with the several matters herein provided for will be at liberty to apply for a lease thereof for a term, in accordance with the next following chapter of these Regulations. Such applications will be received by the respective Commissioners of Crown Lands and Land Agents, and forwarded for the decision of the Minister for Lands.

Fees.

73. All fees for licenses, and the proceeds of the sale of any timber, stone, or other material which may be seized and sold, are to be paid over and accounted for by the officers receiving the same, in the same manner as other public moneys passing through their hands.

Return of Licenses.

74. A return of all licenses issued is to be forwarded, at the end of each quarter of the year, to the Department of Lands, for notification in the Gazette.

CHAPTER VI.

Leases for Special Objects.

Mode of application.

75. Persons who may be desirous of leasing portions of land for any of the special purposes contemplated by the 38th clause of the Lands Acts Amendment Act of 1875 may make their applications to the Minister for Lands,—setting forth respectively the position and extent of the portions they are desirous of leasing, the objects for which a lease is desired, the rent offered, and such other information as may tend to facilitate the disposal of their applications.

Disposal of applications.

76. All such applications will be duly inquired into, and dealt with upon their merits, as may be deemed expedient by the Government; and in the event of any application being complied with, the applicant will be duly apprised of the conditions on which a lease will be granted and of the rent which he will be required to pay. Such leases will be for terms not exceeding five years.

Payment of rent

77. The rent must, for the first year, be lodged in the Treasury within three months from the publication in the Gazette of a notice to that effect; and for any subsequent year, on or before 31st December of the year preceding, otherwise the lease will be forfeited and may be brought to sale by auction or otherwise disposed of.

CHAPTER VII.

Temporary Commonage.*

78. Crown Lands not reserved for or dedicated to any other purpose within the limits within which lands adjacent to any town are not open to pastoral lease under the Act, will ordinarily be devoted to temporary commonage, and placed, with any lands already set apart for that purpose, in the charge of the Trustees (if any) of the permanent Common in the same locality. Temporary commonage may, wholly or in part, at any time be exempted by the Government, for sale, lease, or other purposes; and shall be open to the pasturage of horses and cattle in use by travellers, teamsters, and carriers, for three days at any one time, or for such longer period as floods or other unforseeen natural causes may render unavoidable.

CHAPTER VIII.

Trespassers on Crown Lands.

Removal and penalties on conviction summarily.

79. Any person who may be found in the unauthorized occupation of any Crown Land may, under the 32nd clause of the Crown Lands Occupation Act of 1861, and the 44th clause of the Land Acts Amendment Act, 1875, be summarily removed therefrom, or fined on conviction before two Justices of the Peace, on the information of any Commissioner of Crown Lands or other person authorized by the Minister for Lands.

Manner of prosecution.

80. Whenever the land intruded upon is not under lease or promise of lease, it will be the duty of the proper officer to prosecute the trespasser; but on its being made to appear by the lessee, or lawful holder of any land, that any portion of his holding has been intruded upon by an unauthorized person, such lessee will be empowered to prefer an information against the intruder.

Disputed boundaries.

81. In cases of disputed possession between the authorized holders of adjoining lands, the Government will not under ordinary circumstances interfere, unless the claims to leases should be found to conflict, in which case the dispute will be referred to arbitration, as hereinbefore provided.

PART III.

MISCELLANEOUS.

Revocation of Temporary Reserves.

1. Lands which may have been temporarily reserved from sale, under the 4th section of the Crown Lands Alienation Act of 1861, and the reservation of which shall have been revoked, shall not be sold, conditionally or otherwise, until thirty clear days shall have expired after the publication in the Government Gazette of the notice of such revocation.

Appraisement.

2. Whenever it may be necessary to determine any price or value by appraisement under either of the before mentioned Acts or these Regulations, the necessary steps will be taken by the Government, and duly notified to the party interested.

Deed fees and delivery.

3. On lands purchased from the Crown, a fee of £1 shall be payable on each deed of grant, and no deed shall be delivered until the stated fee shall have been paid. Deeds will be delivered at the Registrar General's Office, Sydney, to the grantee, or to any person holding his written order, duly attested by a Notary Public, Commissioner of the Supreme Court, or Justice of the Peace; or, on the application of the grantee, will be transmitted to any Land Agent for delivery.

Maps.

4. Maps affording information as to the position of Crown Lands open for sale will be furnished to the Land Agents in duplicate; and one copy will be periodically returned to the Surveyor General, in order that new sales and reserves may be entered thereon.

* *Vide* Commons Regulation Act of 1873.

Land Agents.

5. Land Agents will, on Land Office days, afford information and assistance in filling up forms of application, and otherwise, free of charge, to persons desiring to purchase. Any alterations or erasures should be verified by the initials of the Land Agent.

APPENDIX.

Form A.

[Lands Acts Amendment Act—1875.]

Application for the purchase of improved Crown Lands.

[*Here state Address, and nearest Post Town.*]

18 .

Sir,.

Having ["*erected*" *or* "*become the proprietor of*"] the improvements detailed below, and which I estimate to be worth £ I have the honor to apply that I may be permitted to purchase, without competition, under the provisions of the Crown Lands Alienation Act of 1861, the Crown Lands on which they stand, and which are described hereunder.

The improvements referred to are now in my possession.

I have, &c.,

The Minister for Lands.

NATURE OF IMPROVEMENTS.

[*Describe improvements in detail.*]

DESCRIPTION OF LAND.

County of parish of [*Or where not in a town, state after parish of number of acres, river, creek, or road on which the land is situated, and distance and direction from nearest private property, of which state area and original purchaser or grantee, or distance and direction from nearest crossing-place of creek, or confluence of creek or river, or other determinate point.*

If under lease, state here name of run and lessee, or if in Gold Field, state name of Gold Field and authority under which the land is used.]

Town of allotment section

Form B.

[Lands Acts Amendment Act—1875.]

Application for the purchase of Crown Lands in virtue of intended improvements by the holder thereof under a lease or promise of lease for pastoral purposes.

RECEIVED by me with a deposit of £ this day of 18 .

Agent for Sale of Crown Lands at

(*Address and Post Town.*)

18 .

Sir,

I hereby apply to purchase, without competition, under the provisions of the 31st clause of the Lands Acts Amendment Act of 1875, the Crown Land described hereunder, on which I intend to erect the improvements detailed below; and I herewith tender the sum of £ being a deposit of £1 per acre on the area for which I apply.

I have, &c.,

The Crown Lands Agent,

DESCRIBE INTENDED IMPROVEMENTS IN DETAIL.

DESCRIPTION OF LAND.

Name of run or nature of holding

County of parish of

Form C.

[Crown Lands Alienation Act, 1861, sections 9, 10, and 11.]

Application for special purchase.

Address
Date

Sir,

I have the honor to apply, pursuant to the clause of the Crown Lands Alienation Act of 1861, for the* of the land hereunder described.

Appended hereto is a plan illustrative of this application, together with a receipt showing that the sum of £5 has been deposited in the Treasury on account thereof.

I have, &c.,

(*Signature of Applicant.*)

DESCRIPTION OF LAND APPLIED FOR.

Received the abovementioned sum of £5 on account of the foregoing application.

A.B.,
For the Colonial Treasurer.

Colonial Treasury,
Sydney, 18 .

* Insert here,—
"For the reclamation and purchase of land below high-water mark" or,
"For the closing and purchase of an unnecessary road," or,
"For the rescission of reservation of water frontage," or,
"For the purchase of land to which no way of access exists," &c., &c., as the case may require.

Form D.

[Alienation Act, sections 13, 14, and 19.]

Application for the conditional purchase, without competition, of unimproved Crown Land.

District of No. of 18

Application by [*Here give name in full; if a minor, it should be so stated, with age last birthday, and date thereof, and if a female, whether a spinster or widow*] for the conditional purchase, without competition, of acres roods, unimproved Crown Land.

Received by me, with a deposit of £ this day of 18 , at o'clock.

Agent for the Sale of Crown Lands at

18

Sir,

I am desirous of purchasing, without competition, under the Crown Lands Alienation Act of 1861, the portion of unimproved Crown Land hereunder described, containing acres roods; and I herewith tender the sum of £ being a deposit at the rate of (*if an ordinary conditional purchase* five shillings, *if for mining purposes,* ten shillings) per acre on the area for which I apply.

I am, Sir,
Your obedient servant,

(*Signature*)
(*Address, and nearest Post Town*)

To the Agent for the
Sale of Crown Lands,
at

DESCRIPTION.

County of parish of acres [*Add here the name of river, creek, or road on which the land is situated, also its distance and direction from the nearest portion of private property, of which state the area and the original purchaser or grantee, or distance and direction from nearest crossing-place of creek, or confluence of creeks or rivers, or other determinate point*].

Form E.

[Alienation Act.]

Declaration of conditional purchaser under the section of the Crown Lands Alienation Act of 1861.

C. P., No. 6 { }

I [*State Christian and surname in full*], of [ ], do solemnly and sincerely declare that I am the lawful owner, by conditional purchase, under the section of the Crown Lands Alienation Act of 1861, of the land hereunder described, and that improvements consisting of [*State nature of improvements*] and to the value of £ [*State value, not being less than £1 for each acre of the conditional purchase*] have been made on such land;* and I declare further, that the said land has been the *bonâ fide* residence, continuously, of [*Insert* myself or] [*State names in full of each holder, if any, besides the original purchaser and present occupant*] from the period of selection and first occupation to the present date (and that no alienation of the land has been made by any of the abovenamed holders, until after the residence thereon of such holder for a period of one whole year, each alienation having been notified to the Land Agent of the District within one month of its having been made). [*To be omitted if there has been no transfer*]. And I make this solemn declaration, conscientiously believing the same to be true, and by virtue of the provisions of an Act made and passed in the ninth year of the reign of Her present Majesty, intituled "*An Act for the more effectual abolition of oaths and affirmations taken and made in various departments of the Government of New South Wales and to substitute declarations in lieu thereof and for the suppression of voluntary and extra-judicial oaths and affidavits.*"

Signature of Declarant }

Taken and declared, at this day of 18 before me—

[*Can only be attested by a Magistrate, Notary Public, or a Commissioner of the Supreme Court for taking Affidavits, who must set forth his title in full after his name*].

DESCRIPTION.

County of parish of acres, at being conditional purchase No. of 18 , in the District of made on the 18 .

* The words referring to residence may be omitted from Declarations upon Additional Conditional Purchases.

Form F.

Notification by conditional purchaser of his desire to have his purchase brought within the operation of the Lands Acts Amendment Act, 1875.

Place
Date

Sir,

I hereby notify to you that it is my desire that the undermentioned conditional purchase now held by me *(with all additional purchases made in virtue thereof, if any)* should be brought within the operation of the "Land Acts Amendment Act, 1875," so that the balance of purchase money, with interest thereupon, may be paid by annual instalments of one shilling per acre, pursuant to the 8th clause of that Act.

I have, &c.,

The Land Agent for the
District of

(Particulars of purchase or purchases.)

Number.....
Name of original applicant...
Area .....

Form G.

[Alienation Act—Sections 21 and 22.]

Application by* for the Conditional Purchase without competition, of acres roods, unimproved Crown Lands under Section 21 or 22 of the Lands Alienation Act of 1861.

Received by me, with a deposit of £ this day of 187 , at o'clock.

Agent for the sale of Crown Lands at

Number of Applications made under 22nd Clause.	Land Agent's Number.	Dates of previous Conditional Purchases.	Area of each Conditional Purchase.
		Freehold (if any) contains per Deed.	
	C.P.	Month Year	
	1		
	2 &c.		
	Total area applied for including freehold (if any) and last Conditional Purchase ..		acres.

Sir, 187 .

I am desirous of purchasing, without competition, under the 21st or 22nd section of the Crown Lands Alienation Act of 1861, the portion of unimproved Crown Land hereunder described, containing acres roods, which adjoins my conditional purchase or freehold property of acres roods, upon which I am now residing, or upon which I have resided for three years, and I herewith tender the sum of £ being a deposit at the rate of five shillings (5s.) per acre on the area for which I apply.

This is the selection made by me in virtue of my Conditional Purchase or freehold of acres.

I am, &c.,
Your obedient Servant,

(*Signature*)
(*Address and nearest Post Town*)

To the Agent for the
sale of Crown Lands at

DESCRIPTION.

County of parish of acres,†

* Here give applicant's name in full.

† Add here the name of river, creek, or road on which the land is situated also its distance and direction from the nearest portion of private property, of which state the area and the original purchaser or grantee, or distance and direction from the nearest crossing-place of creek, or confluence of creeks or rivers, or other determinate point.

Form H.

[Alienation Act, 1861.]

Declaration of conditional purchaser for mining purposes.

I [*state Christian and surname in full*], of [ ], do solemnly sincerely declare that I am the lawful owner, by conditional purchase, of the land hereunder described, and that an expenditure equal to £2 [*should it be intended to complete the purchase of a part only of the original selection, £5 must be substituted for £2*] per acre for the area of the land has been made on mining operations other than gold mining on the land, and since the selection in [*state date of conditional purchase*]; and I make this solemn declaration, conscientiously believing the same to be true, and by virtue of the provisions of an Act made and passed in the ninth year of the reign of Her present Majesty, intituled "*An Act for the more effectual abolition of oaths and affirmations taken and made in various departments of the Government of New South Wales and to substitute declarations in lieu thereof and for the suppression of voluntary and extra-judicial oaths and affidavits.*"

DESCRIPTION.

County of parish of acres, on being (part of) conditional mining purchase No. of 18 in the District of

Taken and declared at this day of 18 before me,

Form I.

[Alienation Act—1861.]

Form of application for conversion of conditional purchase into mining purchase.

Sir,

I am desirous of converting the undermentioned conditional purchase, under clause of the Crown Lands Alienation Act of 1861, into a conditional purchase for purposes of mining other than gold mining, under clause 19 of same Act; and I hereby tender a further deposit at the rate of five shillings per acre thereupon.

Name of original selector .....
Date of original selection .....
County of parish of ....
acres, situated at .....
The Land Agent for the district of

Form K.

[Alienation Act,—Sections 13, 14, 19, 21, and 22.]

Notification of alienation of conditional purchase under the Crown Lands Alienation Act of 1861.

Notification of alienation of conditional purchase by in the District of

I hereby notify to you, as the Agent for the Sale of Crown Lands for the district of that I have (*after a residence thereon of at least 12 months) this day alienated to of the acres of land, situated in the county of parish of which I selected at as a conditional purchase, under the section of the Crown Lands Alienation Act of 1861, on the 18* *(as also the following additional purchases* to be inserted with particulars thereof if necessary.)

Signature of the Alienator }

(*State Post Town*) of

Dated at this 18

To the Agent for the sale of Crown Lands at

I have duly registered the above notification of alienation in the records of this office.

Agent for the Sale of Crown Lands.

District of Land Office, 18 .

* If the full term of residence has been completed in the original conditional purchase, or if for mining purposes these words should be omitted.

Form L.

[Alienation Act, 1861.]

Application to select Crown Lands.

No. *of* 18

Application by *to select Crown Lands.*

Received this day of 18
with price of lot and deed fee, at o'clock, by

Land Agent for District.
18

Sir,

I hereby tender the sum of pounds shillings and pence, as the price by selection (and deed fee) of the Crown Lands hereunder described :—

Place of sale .....
Date on which last proclaimed .....
Date on which last offered for sale ...
Lot at last sale .....
County .....
Parish or place .....
Number of portion .....
Extent of the lot .....
Price of the lot .....
Fee on the deed.....

I am, &c.,

The Crown Lands Agent,
District of

Form M.

[Occupation Act, 1861, and Lands Acts Amendment Act 1875.]

To be used in claiming to lease adjoining lands under Pre-emptive

District of

Received this day of 187 , at o'clock, together with the sum of

A.B.,
Land Agent

(*Date*)

Sir,

In pursuance of the provisions of the Crown Lands Occupation Act of 1861, and the Lands Acts Amendment Act 1875, and Regulations thereunder, I , do hereby apply to be allowed to lease the sections or portion of Crown Lands hereunder described, at the fixed rent of £2 per section, which I hereby tender.

The land in virtue of which I claim to exercise a right of pre-emption is situated as follows, and is now in my possession, viz. :—

County of parish of situated [*State general situation of the land*] containing acres, being grant to
auction purchase, on the day of 18
selection on the day of 18
conditional purchase, on the day of 18
by at
(to be inserted as the case may require).

I am, Sir,
Your obedient servant,

To the Land Agent for the District of

Description of the sections or portion applied for [*State the boundaries as accurately as possible, with reference to natural features, section lines, and purchased lands in the vicinity.*]

Form N.

[Occupation Act—1861.]

Tender for a lease of a new Run of Crown Lands.

Second Class Settled or Unsettled Districts.

IN accordance with the provisions of the Crown Lands Occupation Act of 1861, and of the Regulations made in pursuance thereof ["*I*" *or* "*We,*" *as the case may be. Insert names at full length*] of [*State residence and nearest Post Town*] , do hereby propose to take a lease of the Crown Lands known as in the district of which lands are particularly described in the Schedule annexed to this tender.

2. And in consideration of such lease ["*I am*," *or* "*We are*," *as the case may be*] willing, and hereby offer to pay yearly, in advance, the rent of the said Crown Lands, as the same may be determined by appraisement under the said Act.

3. And ["*I*" *or* "*We*," *as the case may be*] do agree, that in the event of this tender being accepted, and of such acceptance being notified in the *Gazette* ["*I*," *or* "*We*," *as the case may be*] will, within sixty days after such notification, pay into the hands of the Colonial Treasurer, at Sydney, as and for the first year's rent of the said run, and pending such appraisement as aforesaid, the sum of ten pounds, together with the sum of twenty pounds, being the assessment payable under the Increased Assessment and Rent Act of 1858; and also, the sum of sterling, by way of premium for the said lease; that is to say:—

	£	s.	d.
Rent, pending appraisement.....	10	0	0
Assessment do.	20	0	0
Additional yearly payment, offered by way of premium (if any)			
Total .....£			

And in default of such payments, I agree to forfeit my deposit on this tender.

Given under hand, this day of A.D. 18 .

(*Signature of applicant*)

To the Honorable
The Minister for Lands, Sydney.

SCHEDULE REFERRED TO IN THE FOREGOING TENDER

Pastoral District and General Locality.	Name of Run.	Estimated Area in Square Miles.	Estimated Pastoral Capability.		Description of the boundaries of the Run, and the marks or natural features by which such boundaries are indicated. (*N.B.—This description must be clear, detailed, and specific.*)
			Cattle. (Alone.)	Sheep. (Alone.)	
			or		
			Cattle and	Sheep.	

DEPOSIT SCHEDULE.

I certify that the sum of two pounds ten shillings sterling has this day been paid into the Colonial Treasury, by or on behalf of
as the deposit on a tender for a Run.

Colonial Treasury, Sydney,
18 .

Sydney: Thomas Richards, Government Printer.—1875.

1875.

LEGISLATIVE ASSEMBLY.

NEW SOUTH WALES.

SQUATTING RUNS.

(PARTICULARS OF, FROM 1ST JULY, 1865, TO 31ST DECEMBER, 1874.)

Ordered by the Legislative Assembly to be printed, 18 *November*, 1875.

RETURN to an *Order* made by the Honorable the Legislative Assembly of New South Wales, dated 20 April, 1875, That there be laid upon the Table of this House a Return showing,—

"The number of Squatting Runs transferred from the 1st July, 1865, to "the 31st December, 1874, the declared value of such Runs, and the "amount of Stamp Duty paid thereon."

(*Mr. Bawden.*)

RETURN showing the number of Transfers of Runs stamped, from the 1st July, 1865, to the 31st December, 1874, the declared value of such Runs, and the amount of Stamp Duty paid thereon during the same period.

Number of Transfers of Runs stamped, 1st July, 1865, to 31st December, 1874.	Declared value of such Runs.	Amount of Stamp Duty paid thereon.
	£ s. d.	£ s. d.
3,359	1,805,485 17 0	9,376 10 0

The Stamp Office,
8 November, 1875.

1875.

LEGISLATIVE ASSEMBLY.

NEW SOUTH WALES.

CROWN LANDS HELD UNDER LEASE OR LICENSE.

(PARTICULARS OF.)

Ordered by the Legislative Assembly to be printed, 14 *December*, 1875.

RETURN (in part) to an *Order* of the Honorable the Legislative Assembly of New South Wales, dated 22nd June, 1875, That there be laid upon the Table of this House,—

"A Return showing, in columns, the names of all the Lessees or Licensees "of Crown Lands in the First and Second Class Settled Districts, and in the "Unsettled Districts, stating,—

"(1.) The name of the lessee or licensee.
"(2.) The name of the run.
"(3.) The name of the district.
"(4.) The estimated or actual area.
"(5.) The estimated carrying capacity of the run.
"(6.) The annual rental as last appraised.
"(7.) The old rental and assessment.
"(8.) The date of the present tenure.
"(9.) The year of the expiration of the present lease or license.
"(10.) The average rental per acre in each district.
"(11.) A general abstract of particulars."

(*Mr. Piddington.*)

CROWN LANDS HELD UNDER LEASE OR LICENSE.

PRE-EMPTIVE LEASES.

Name of Lessee.	Name of Run.*	Name of District.	Actual Area.	Estimated Carrying Capacity of Run.*	Annual Rental. £ s. d.	Old Rental and Assessment.*	Date of present Tenure.*	Year of Expiration of present Lease.	Average Rental per Acre in each District.	General Abstract of particulars.
Thos. Mitchell	...	Albury	891	...	2 15 10	...	...			
Jas. M'Laurin	...	"	960	...	3 0 0	...	...			
Elizth. Ditchfield	...	"	858	...	2 13 8	...	...			
Wm. Ditchfield	...	"	960	...	3 0 0	...	...			
Alexr. Sloane	...	"	11,437	...	35 14 10	...	...			
Jas. A. M'Laurin	...	"	960	...	3 0 0	...	...			
Jas. Nyham	...	"	660	...	2 1 4	...	...			
Sopha. Burrows	...	"	960	...	3 0 0	...	...			
Mary Burrows	...	"	720	...	2 5 0	...	...			
Henty & Balfour	...	"	1,939	...	6 1 0	...	...			
Edmd. Bond	...	"	1,848	...	5 15 8	...	...			
Jno. J. Donnelly	...	"	960	...	3 0 0	...	...			
Brgt. A. Donnelly	...	"	960	...	3 0 0	...	...			
Alexr. M'Intyre	...	"	960	...	3 0 0	...	...			
Jas. E. Whittaker	...	"	960	...	3 0 0	...	...			
Jno. Dunleary	...	"	742	...	2 6 4	...	...			
Seaburn May	...	"	738	...	2 6 2	...	...			
Sml. Bowler, sen.	...	"	960	...	3 0 0	...	...			
Jno. Black	...	"	960	...	3 0 0	...	...			
Wm. Macklin	...	"	960	...	3 0 0	...	...			
Hugh Stitt	...	"	960	...	3 0 0	...	...			
E. J. Stitt	...	"	960	...	3 0 0	...	...			
W. H. & R. Stitt	...	"	960	...	3 0 0	...	...			
M. L. R. Stitt	...	"	960	...	3 0 0	...	...			
Jno. Riddle	...	"	960	...	3 0 0	...	..			
Dnl. Ryrie	...	"	960	...	3 0 0	...	...			
E. M. Bond	...	"	960	...	3 0 0	...	...			
A. Ross	...	"	2,594	...	8 8 4	...	...			
Jas. Fleeney	...	"	640	...	2 0 0	...	...			
W. D. Howard	...	"	960	...	3 0 0	...	...			
Robt. Burrow	...	"	960	...	3 0 0	...	...			
Thos. Burrow	...	"	960	...	3 0 0	...	...			
Jno. Denning	...	"	960	...	3 0 0	...	...			
Jas. Mitchell	...	"	1,050	...	3 5 8	...	...			
"	...	"	850	...	2 13 2	...	...			
"	...	"	1,140	...	3 11 4	...	...			
"	...	"	880	...	2 15 0	...	...			
"	...	"	1,160	...	3 12 6	...	...			
Maurice Purtell	...	"	960	...	3 0 0	...	...			
Wm. J. Waite	...	"	960	...	3 0 0	...	...			
Wm. Purtell	...	"	960	...	3 0 0	...	...			
St. Peard	...	"	960	...	3 0 0	...	...			
Kth. M'Lennan	...	"	960	...	3 0 0	...	...			
Andw. Stuart	...	"	960	...	3 0 0	...	...			
Mcl. Flinn	...	"	960	...	3 0 0	...	...			
Owen Daly	...	"	960	...	3 0 0	...	...			
Jno. Nolan	...	"	840	...	2 12 6	...	...			
Ewd. Jas. Brown	...	"	960	...	3 0 0	...	...			
Jno. Wm. Brown	...	"	960	...	3 0 0	...	...			
Lawrence Garry	...	"	960	...	3 0 0	...	...			
"	...	"	960	...	3 0 0	...	...			
"	...	"	640	...	2 0 0	...	...			
"	...	"	750	...	2 6 11	...	...			
Thos. Mitchell	...	"	960	...	3 0 0	...	...			
S. A. Bond	...	"	960	...	3 0 0	...	...			
"	...	"	840	...	2 12 6	...	...			
T. Bond	...	"	960	...	3 0 0	...	...			
E. M. Bond	...	"	960	...	3 0 0	...	...			
W. Bond	...	"	960	...	3 0 0	...	...			
Hry. Beattie	...	"	960	...	3 0 0	...	...			
Rcd. Guest	...	"	960	...	3 0 0	...	...			
Angus Bell	...	"	960	...	3 0 0	...	...			
J. G. Kalms	...	"	960	...	3 0 0	...	...			
C. Westerndorf	...	"	960	...	3 0 0	...	...			
Ewd. Brown	...	"	840	...	2 12 6	...	...			
W. G. Martin	...	"	640	...	2 0 0	...	...			
A. F. Heppner	...	"	960	...	3 0 0	...	...			
Dvd. Rouch	...	"	960	...	3 0 0	...	...			
Pierce Maher	...	"	700	...	2 3 9	...	...			
Elliott Heriott	...	"	960	...	3 0 0	...	...			
"	...	"	960	...	3 0 0	...	...			
"	...	"	900	...	2 16 4	...	...			
"	...	"	1,170	...	3 13 2	...	...	Annual.	3½ farthings.	Total area of land under pre-emptive lease,—6,902,700 acres. Total rent of land under pre-emptive lease,—£22,523 2s. 9d.

* Inapplicable to this class of tenure.

Name of Lessee.	Name of Run.	Name of District.	Actual Area.	Estimated Carrying Capacity of Run.	Annual Rental.	Old Rental and Assessment.	Date of present Tenure.	Year of Examination of present Lease.	Average Rental per Acre in each District.	General Abstract of particulars.
					£ s. d.					
W. G. Matchett	...	Albury	960	...	3 0 0	...	...			
Thos. Swann	...	,,	840	...	2 12 6	...	...			
Thos. Matchett	...	,,	960	...	3 0 0	...	...			
Jas. Henty	...	,,	960	...	3 0 0	...	...			
Wm. Howard	...	,,	960	...	3 0 0	...	...			
Fanny B. Coward	...	,,	960	...	3 0 0	...	...			
Harriett A. Coward	...	,,	960	...	3 0 0	...	...			
Wm. Coward	...	,,	960	...	3 0 0	...	...			
Jno. Harrington	...	,,	640	...	2 0 0	...	...			
J. H. Burns	...	,,	1,230	...	3 16 11	...	...			
Mary M. Crowe	...	,,	960	...	3 0 0	...	...			
Colquhour Crowe	...	,,	741	...	2 6 4	...	...			
Henry Henty	...	,,	640	...	2 0 0	...	...			
,,	...	,,	660	...	2 1 3	...	...			
,,	...	,,	909	...	2 16 10	...	...			
,,	...	,,	798	...	2 9 10	...	...			
Jas. M'Laurin	...	,,	640	...	2 0 0	...	...			
,,	...	,,	640	...	2 0 0	...	...			
,,	...	,,	640	...	2 0 0	...	...			
,,	...	,,	750	...	2 6 11	...	...			
,,	...	,,	750	...	2 6 11	...	...			
,,	...	,,	726	...	2 5 5	...	...			
Jno. Morrice	...	,,	960	...	3 0 0	...	...			
,,	...	,,	640	...	2 0 0	...	...			
,,	...	,,	640	...	2 0 0	...	...			
,,	...	,,	640	...	2 0 0	...	...			
Maurice Bush	...	,,	960	...	3 0 0	...	...			
Jas. Post	...	,,	990	...	3 1 11	...	...			
Wm. Ward	...	,,	876	...	2 14 10	...	...			
Jno. Purtell	...	,,	1,000	...	3 2 6	...	...			
,,	...	,,	1,600	...	3 12 7	...	...			
J. C. Bowler	...	,,	678	...	2 2 5	...	...			
Jno. Ross	...	,,	680	...	2 2 6	...	...			
Jas. Lawson	...	,,	960	...	3 0 0	...	...			
Jno. M. M'Laurin	...	,,	960	...	3 0 0	...	...			
G. R. M'Laurin	...	,,	960	...	3 0 0	...	...			
A. R. M'Laurin	...	,,	960	...	3 0 0	...	...			
W. A. Heriot	...	,,	840	...	2 12 6	...	...			
Jph. Crowe	...	,,	960	...	3 0 0	...	...			
Jno. Gleeson	...	,,	668	...	2 1 9	...	...			
R. J. Matchett	...	,,	960	...	3 0 0	...	...			
Annie Roach	...	,,	640	...	2 0 0	...	...			
Geo. Matchett	...	,,	960	...	3 0 0	...	...			
Frcs. Walker	...	,,	720	...	2 5 0	...	...			
Jas. Bruce	...	,,	960	...	3 0 0	...	...			
Robt. Rand	...	,,	921	...	2 17 8	...	...			
A. E. Muller	...	,,	960	...	3 0 0	...	...			
Hy. Henty	...	,,	640	...	2 0 0	...	...			
,,	...	,,	640	...	2 0 0	...	...			
,,	...	,,	640	...	2 0 0	...	...			
,,	...	,,	678	...	2 2 4	...	...			
Wm. Piltz	...	,,	660	...	2 1 3	...	...			
Jno. M'Intyre	...	,,	660	...	2 1 3	...	...			
Robt. Findley	...	,,	960	...	3 0 0	...	...			
W. R. Looker	...	,,	960	...	3 0 0	...	...			
,,	...	,,	960	...	3 0 0	...	...			
Waltr. Morrice	...	,,	918	...	2 17 4	...	...			
Jas. Crowe	...	,,	960	...	3 0 0	...	...			
Jas. B. Crowe	...	,,	960	...	3 0 0	...	...			
Jno. Fisher	...	,,	960	...	3 0 0	...	...			
F. W. Brown	...	,,	960	...	3 0 0	...	...			
R. O. Jones & D. Owens	...	,,	946	...	2 19 0	...	...			
Sper. Whiteman	...	,,	960	...	3 0 0	...	...			
S. J. G. Collins	...	,,	960	...	3 0 0	...	...			
G. R. M. Collins, jun.	...	,,	960	...	3 0 0	...	...			
Wm. S. Cheshire	...	,,	960	...	3 0 0	...	...			
Richd. Wilson	...	,,	960	...	3 0 0	...	...			
Robt. Rand	...	,,	3,091	...	9 13 3	...	...			
W. H. Looker	...	,,	960	...	3 0 0	...	...			
Ellen Purtell	...	,,	960	...	3 0 0	...	...			
Benjamin Buchanan & H. Mort	...	,,	2,978	...	8 19 10	...	...			
Robt. M'Nair	...	,,	960	...	3 0 0	...	...			
Richd. O'Moore	...	,,	948	...	2 19 4	...	...			
Robt. Smithwick	...	,,	640	...	2 0 0	...	...			
Jno. Post	...	,,	3,340	...	10 8 10	...	...			
Robt. Ross	...	,,	882	...	2 15 2	...	...			
Alexr. Ross	...	,,	1,971	...	6 3 4	...	...			
,,	...	,,	1,941	...	6 1 4	...	...			
,,	...	,,	700	...	2 3 10	...	...			
Jno. K. Keane	...	,,	960	...	3 0 0	...	...			
Hry. Henty	...	,,	5,788	...	18 2 0	...	...			
,,	...	,,	4,812	...	15 0 10	...	...			
Sarah Gulnare	...	,,	759	...	2 7 6	...	...			
Agnes S. Burns	...	,,	840	...	2 12 6	...	...			

Annual.

3½ farthings.

Name of Lessee.	Name of Run.	Name of District.	Actual Area.	Estimated Carrying Capacity of Run.	Annual Rental. £ s. d.	Old Rental and Assessment.	Date of present Tenure.	Year of Expiration of present Lease.	Average Rental per Acre in each District.	General Abstract of particulars.
Dnl. O'Keefe	...	Albury	960	...	3 0 0	...	...			
Chas. D. Howard	...	"	960	...	3 0 0	...	...			
Chas. A. Gibson	...	"	960	...	3 0 0	...	...			
Robt. Gayer & H. B. Crosse	...	"	904	...	2 16 6	...	...			
Lawrence Garry	...	"	1,774	...	5 10 10	...	...			
Jno. Morrice	...	"	3,276	...	10 4 10	...	...			
Lyell & Simpson	...	"	5,976	...	18 12 6	...	...			
Thos. Keighran, Executors of the late.	...	"	1,200	...	3 15 0	...	...			
Jno. Byrne	...	"	960	...	3 0 0	...	...			
Wm. Ross	...	"	681	...	2 2 8	...	...			
Jno. Ross	...	"	1,413	...	4 8 4	...	...			
Thos. J. Gibson	...	"	960	...	3 0 0	...	...			
Barber & Moore	...	"	1,920	...	6 0 0	...	...			
Wm. Wilson	...	"	4,438	...	13 17 6	...	...			
Jas. Balfour	...	"	4,377	...	13 13 8	...	...			
"	...	"	4,786	...	14 19 0	...	...			
Henry Henty	...	"	4,274	...	13 7 2	...	...			
Jas. Lawson	...	"	960	...	3 0 0	...	...			
C. E. Webb	...	"	845	...	2 13 1	...	...			
Jno. Moore	...	"	939	...	2 18 10	...	...			
James M'Laurin	...	"	2,250	...	7 0 8	...	...			
Thos. Mitchell	...	"	1,791	...	5 11 10	...	...			
F. E. Keane	...	"	960	...	3 0 0	...	...			
Wm. Hore, jnr.	...	"	960	...	3 0 0	...	...			
Henry K. Aird	...	"	960	...	3 0 0	...	...			
R. S. Gabbett	...	"	975	...	3 1 1	...	...			
Mary K. Donnelly	...	"	960	...	3 0 0	...	...			
Terry M'Guire	...	"	960	...	3 0 0	...	...			
Ml. M'Guire	...	"	960	...	3 0 0	...	...			
Owen Daley	...	"	900	...	2 16 3	...	...			
Ellen A. Donelly	...	"	960	...	3 0 0	...	...			
Owen Daly	...	"	1,000	...	3 2 6	...	...			
John Morrice	...	"	813	...	2 10 10	...	...			
D. Drummond	...	"	750	...	2 6 10	...	...			
Willm. Coleman	...	"	912	...	2 17 0	...	...			
Launcelot Ryan	...	"	3,360	...	10 10 0	...	...			
J. A. Tucker	...	"	960	...	3 0 0	...	...			
J. E. G. Manning	...	"	960	...	3 0 0	...	...			
W. M. King	...	"	960	...	3 0 0	...	...			
Jos. Gorman	...	"	960	...	3 0 0	...	...			
Jas. A. M'Laurin	...	"	960	...	3 0 0	...	...			
Angs. M'Donald	...	"	300	...	1 0 0	...	...			
A. P. Kalms	...	"	240	...	1 0 0	...	...			
Robt. Smithwick	...	"	540	...	1 13 9	...	...			
Jas. Henty	...	"	480	...	1 10 0	...	...			
Hry. Henty	...	"	369	...	1 3 1	...	...			
Dvd. Taskis	...	"	360	...	1 2 6	...	...			
Dnl. Petts	...	"	120	...	1 0 0	...	...			
Geo. M'Leod	...	"	580	...	1 16 3	...	...			
Lawrence Garry	...	"	621	...	1 18 10	...	...			
Wm. Buckly	...	"	600	...	1 17 6	...	...			
Thos. Mitchell	...	"	480	...	1 10 0	...	...			
"	...	"	480	...	1 10 0	...	...			
Chas. Westerndorf	...	"	600	...	1 17 6	...	...			
Owen Daly, jnr.	...	"	480	...	1 10 0	...	...			
"	...	"	480	...	1 10 0	...	...			
Thos. Ryan	...	"	408	...	1 5 6	...	...			
"	...	"	216	...	1 0 0	...	...			
Sml. Barnes	...	"	240	...	1 0 0	...	...			
Peter Dun	...	"	300	...	1 0 0	...	...			
Wm. Ridley	...	"	360	...	1 2 6	...	...			
Geo. Day	...	"	139	...	1 0 0	...	...			
Dvd. Coglan	...	"	600	...	1 17 6	...	...			
D. R. Coglan	...	"	600	...	1 17 6	...	...			
Jno. Coglan	...	"	600	...	1 17 6	...	...			
Chas. N. Coglan	...	"	360	...	1 2 6	...	...			
Jno. Leslie Roach	...	"	495	...	1 10 11	...	...			
Carl Finge	...	"	300	...	1 0 0	...	...			
Jno. Strachan	...	"	300	...	1 0 0	...	...			
Jno. Coleman	...	"	120	...	1 0 0	...	...			
"	...	"	480	...	1 10 0	...	...			
"	...	"	240	...	1 0 0	...	...			
Geo. Madden	...	"	120	...	1 0 0	...	...			
Ptk. Madden	...	"	450	...	1 8 2	...	...			
Sml. Barnes	...	"	180	...	1 0 0	...	...			
J. J. B. Bell	...	"	200	...	1 0 0	...	...			
Fres. Walker	...	"	240	...	1 0 0	...	...			
E. S. Martin	...	"	603	...	1 17 8	...	...			
H. F. Lovett	...	"	120	...	1 0 0	...	...			
Alfd. Haeriel	...	"	450	...	1 8 2	...	...			
Adolph Pittz	...	"	360	...	1 2 6	...	...			
"	...	"	256	...	1 0 0	...	...			
Robt. Rand	...	"	240	...	1 0 0	...	...			

Annual.

3¼ farthings.

Name of Lessee.	Name of Run.	Name of District.	Actual Area.	Estimated Carrying Capacity of Run.	Annual Rental.	Old Rental and Assessment.	Date of present Tenure.	Year of Expiration of present Lease.	Average Rental per Acre in each District.	General Abstract of particulars.
					£ s. d.					
Robt. Rand	...	Albury	557	...	1 14 10	...	...			
Sml. Muller	...	,,	420	...	1 6 3	...	...			
Thos. Lunt	...	,,	363	...	1 2 6	...	...			
,,	...	,,	120	...	1 0 0	...	...			
Mel. Flynn, jun.	...	,,	600	...	1 17 6	...	...			
J. P. Smith	...	,,	30	...	1 0 0	...	...			
G. G. Emlslie	...	,,	120	...	1 0 0	...	...			
Chas. Wordsworth	...	,,	120	...	1 0 0	...	...			
R. C. Webb	...	,,	530	...	1 13 2	...	...			
Jas. Goodwin, jun.	...	,,	120	...	1 0 0	...	...			
Edmd. Goodwin	...	,,	120	...	1 0 0	...	...			
Thos. Harrington	...	,,	480	...	1 10 0	...	...			
,,	...	,,	480	...	1 10 0	...	...			
Wm. Bond	...	,,	180	...	1 0 0	...	...			
,,	...	,,	480	...	1 10 0	...	...			
E. Bond	...	,,	235	...	1 0 0	...	...			
Martn. Schultz	...	,,	227	...	1 0 0	...	...			
Chas. Purtell	...	,,	300	...	1 0 0	...	...			
G. H. G. Manning	...	,,	120	...	1 0 0	...	...			
Thos. Baker	...	,,	300	...	1 0 0	...	...			
Archd. Higgins, jun.	...	,,	150	...	1 0 0	...	...			
T. J. Sullivan	...	,,	300	...	1 0 0	...	...			
Wm. Banyan	...	,,	252	...	1 0 0	...	...			
G. W. Lunt	...	,,	300	...	1 0 0	...	...			
Jas. Sawyer	...	,,	320	...	1 0 0	...	...			
Jacob Lieschke	...	,,	300	...	1 0 0	...	...			
M. Harrington	...	,,	306	...	1 0 0	...	...			
Pierce Maher	...	,,	234	...	1 0 0	...	...			
,,	...	,,	336	...	1 1 0	...	...			
Robt. Rand	...	,,	243	...	1 0 0	...	...			
,,	...	,,	219	...	1 0 0	...	...			
Ewd. Witthoft	...	,,	240	...	1 0 0	...	...			
M. J. Smith	...	,,	180	...	1 0 0	...	...			
Chas. Dawson	...	,,	300	...	1 0 0	...	...			
Hry. Madden	...	,,	150	...	1 0 0	...	...			
Geo. Madden	...	,,	120	...	1 0 0	...	...			
J. H. Lunt	...	,,	300	...	1 0 0	...	...			
Eliza Conrick	...	,,	300	...	1 0 0	...	...			
Jno. Parnell	...	,,	240	...	1 0 0	...	...			
Jno. Morrice	...	,,	120	...	1 0 0	...	...			
Jno. Parnell	...	,,	330	...	1 0 8	...	...			
Jno. Bourke	...	,,	498	...	1 11 2	...	...			
Hry. Henty	...	,,	240	...	1 0 0	...	...			
,,	...	,,	413	...	1 5 10	...	...			
,,	...	,,	177	...	1 0 0	...	...			
,,	...	,,	556	...	1 14 9	...	...			
,,	...	,,	270	...	1 0 0	...	...			
Henry & Neill	...	,,	480	...	1 10 0	...	...			
,,	...	,,	480	...	1 10 0	...	...			
Wm. Petts	...	,,	150	...	1 0 0	...	...			
Thos. Harrington	...	,,	339	...	1 1 2	...	...			
Ellen Harrington	...	,,	553	...	1 14 7	...	...			
A. T. Bunyan	...	,,	355	...	1 2 2	...	...			
Mlcm. Nicholson	...	,,	340	...	1 1 3	...	...			
Robt. Rand	...	,,	291	...	1 0 0	...	...			
,,	...	,,	615	...	1 18 5	...	...			
,,	...	,,	150	...	1 0 0	...	...			
,,	...	,,	303	...	1 0 0	...	...			
,,	...	,,	150	...	1 0 0	...	...			
,,	...	,,	480	...	1 10 0	...	...			
,,	...	,,	120	...	1 0 0	...	...			
,,	...	,,	120	...	1 0 0	...	...			
,,	...	,,	141	...	1 0 0	...	...			
G. Shepherd	...	,,	120	...	1 0 0	...	...			
Dennis Daley	...	,,	480	...	1 10 0	...	...			
Wm. J. Smith	...	,,	470	...	1 9 4	...	...			
Thos. M'Grath	...	,,	480	...	1 10 0	...	...			
E. W. Westby	...	,,	180	...	1 0 0	...	...			
Emily Gibson	...	,,	600	...	1 17 6	...	...			
Thos. Lunt	...	,,	150	...	1 0 0	...	...			
G. F. Gibson	...	,,	150	...	1 0 0	...	...			
A. G. M'Crae	...	,,	480	...	1 10 0	...	...			
J. W. Bolam	...	,,	360	...	1 2 6	...	...			
Thos. Mitchell	...	,,	600	...	1 17 6	...	...			
Lawrence Doyle	...	,,	480	...	1 10 0	...	...			
Wm. Jackson	...	,,	600	...	1 17 6	...	...			
Paul Schubert	...	,,	480	...	1 10 0	...	...			
Alexr. Ross	...	,,	399	...	1 4 11	...	...			
Jas. M'Laurin	...	,,	267	...	1 0 0	...	...			
Sml. Ditchfield	...	,,	120	...	1 0 0	...	...			
Jno. Baker	...	,,	300	...	1 0 0	...	...			
J. M'Pherson	...	,,	120	...	1 0 0	...	...			
Jas. H. Fisher	...	,,	300	...	1 0 0	...	...			
E. Barnes	...	,,	492	...	1 10 10	...	...			

Annual.

3¼ farthings.

Name of Lessee.	Name of Run.	Name of District.	Actual Area.	Estimated Carrying Capacity of Run.	Annual Rental. £ s. d.	Old Rental and Assessment.	Date of present Tenure.	Year of Expiration of present Lease.	Average Rental per Acre in each District.	General Abstract of particulars.
Ptr. Dunne	...	Albury	300	...	1 0 0	...	...	Annual	3 farthings.	
C. A. Whittaker	...	,,	600	...	1 17 6	...	...			
Rcd. Higman	...	,,	240	...	1 0 0	...	...			
Robt. A. Goodsir	...	,,	630	...	1 19 6	...	...			
Jas. M'Millane	...	,,	360	...	1 2 6	...	...			
Thos. Carowell	...	,,	372	...	1 3 4	...	...			
Jas. Green	...	,,	120	...	1 0 0	...	...			
Robt. Ross	...	,,	279	...	1 0 0	...	...			
Jema. Fleming	...	,,	480	...	1 10 0	...	...			
Jno. Morrice	...	,,	151	...	1 0 0	...	...			
Robt. H. Gibbs	...	,,	250	...	1 0 0	...	...			
Ptk. M'Ewan	...	,,	250	...	1 0 0	...	...			
W. H. Ansell	...	,,	270	...	1 0 0	...	...			
G. E. Burns	...	,,	240	...	1 0 0	...	...			
Chas. A. Jacob	...	,,	300	...	1 0 0	...	...			
T. J. Gibson	...	,,	120	...	1 0 0	...	...			
Chas. Cook	...	,,	354	...	1 2 2	...	...			
Jas. Mitchell	...	,,	600	...	1 17 6	...	...			
Mgt. Jones	...	,,	360	...	1 2 6	...	...			
Mcl. Keogh	...	,,	300	...	1 0 0	...	...			
Ewd. Keogh	...	,,	300	...	1 0 0	...	...			
Alfd. Evans	...	,,	300	...	1 0 0	...	...			
Frcs. Froggett	...	,,	250	...	1 0 0	...	...			
Edwd. M. Patterson	...	,,	360	...	1 2 6	...	...			
Wtr. Portious	...	,,	615	...	1 18 6	...	...			
Jno. M'Pherson	...	,,	360	...	1 2 6	...	...			
Alex. M'Pherson	...	,,	300	...	1 0 0	...	...			
Jas. D. Reilly	...	,,	270	...	1 0 0	...	...			
Jas. Keough, junr.	...	,,	300	...	1 0 0	...	...			
Nic. Keough	...	,,	330	...	1 0 8	...	...			
Jas. Keough	...	,,	150	...	1 0 0	...	...			
Ewd. Keough	...	,,	360	...	1 2 6	...	...			
Thos. Mitchell	...	,,	480	...	1 10 0	...	...			
J. Daly	...	,,	360	...	1 2 6	...	...			
Robt. Lunt	...	,,	255	...	1 0 0	...	...			
Theresa Keane	...	,,	600	...	1 17 6	...	...			
Susan E. Keane	...	,,	600	...	1 17 6	...	...			
Dvd. Loader	...	,,	276	...	1 0 0	...	...			
Chas. Gray	...	,,	300	...	1 0 0	...	...			
Cathe. Keane	...	,,	360	...	1 2 6	...	...			
J. J. Kinchela	...	,,	240	...	1 0 0	...	...			
St. Helier Peard	...	,,	300	...	1 0 0	...	...			
Oliver D. Tibeando	...	,,	360	...	1 2 6	...	...			
Geo. Gain	...	,,	372	...	1 3 4	...	...			
Rosa. Parker	...	,,	120	...	1 0 0	...	...			
Jas. Chrisp	...	,,	300	...	1 0 0	...	...			
Mat. Hore	...	,,	300	...	1 0 0	...	...			
Geo. Coleman	...	,,	600	...	1 17 6	...	...			
Wm. Gracey	...	,,	150	...	1 0 0	...	...			
F. H. Holman	...	,,	336	...	1 1 0	...	...			
J. O. Morrice	...	,,	150	...	1 0 0	...	...			
Dld. Finlayson, senr.	...	Armidale	960	...	3 0 0	...	...			
Jno. Fletcher	...	,,	6,662	...	20 16 8	...	...		3½ farthings.	
Jno. Lindegan	...	,,	960	...	3 0 0	...	...			
C. P. Schrader	...	,,	960	...	3 0 0	...	...			
Ewd. Parke	...	,,	960	...	3 0 0	...	...			
Fraser, Legh, & Anderson	...	,,	1,740	...	5 8 10	...	...			
Augtus. R. Fraser	...	,,	960	...	3 0 0	...	...			
D. S. Anderson	...	,,	960	...	3 0 0	...	...			
Alexr. Fraser	...	,,	642	...	2 0 2	...	...			
Jas. Kelley	...	,,	960	...	3 0 0	...	...			
Boulton & Bell	...	,,	2,880	...	9 0 0	...	...			
Geo. Parsons	...	,,	960	...	3 0 0	...	...			
Wm. Weir	...	,,	960	...	3 0 0	...	...			
Jno. M. M'Cully	...	,,	960	...	3 0 6	...	...			
Robt. Marshall	...	,,	693	...	2 3 4	...	...			
Cathne. Berryman	...	,,	942	...	2 18 10	...	...			
Jph. Wright	...	,,	960	...	3 0 0	...	...			
Boulton & Bell	...	,,	960	...	3 0 0	...	...			
G. J. & E. Everett	...	,,	4,884	...	15 5 4	...	...		3 farthings.	
Geo. Cook	...	,,	960	...	3 0 0	...	...			
Ediom Everett	...	,,	960	...	3 0 0	...	...			
Jno. Mitchell	...	,,	960	...	3 0 0	...	...			
Cornlus. Kelly	...	,,	960	...	3 0 0	...	...			
A. M'Clenaghan	...	,,	1,148	...	3 11 10	...	...			
John Hiscox	...	,,	960	...	3 0 0	...	...			
John Kennedy	...	,,	960	...	3 0 0	...	...			
Henry Cook	...	,,	960	...	3 0 0	...	...			
Thos. Anderson	...	,,	640	...	2 0 0	...	...			
Geo. Cross	...	,,	640	...	2 0 0	...	...			
,,	...	,,	640	...	2 0 0	...	...			
,,	...	,,	640	...	2 0 0	...	...			
,,	...	,,	760	...	2 7 7	...	...			
,,	...	,,	1,120	...	3 10 0	...	...			

Name of Lessee.	Name of Run.	Name of District.	Actual Area.	Estimated Carrying Capacity of Run.	Annual Rental. £ s. d.	Old Rental and Assessment.	Date of present Tenure.	Year of Expiration of present Lease.	Average Rental per Acre in each District.	General Abstract of particulars.
Geo. Cross	...	Armidale	700	...	2 3 9	...	...			
,,	...	,,	716	...	2 4 9	...	...			
Dangar Bros.	...	,,	727	...	2 5 6	...	...			
,,	...	,,	727	...	2 5 6	...	...			
,,	...	,,	1,100	...	3 8 10	...	...			
Mary M'Intyre	...	,,	960	...	3 0 0	...	...			
Kenneth Finlayson	...	,,	900	...	2 16 3	...	...			
Roderick Finlayson	...	,,	822	...	2 11 4	...	...			
Jas. Whan	...	,,	960	...	3 0 0	...	...			
Hy. A. Thomas	...	,,	880	...	2 15 1	...	...			
,,	...	,,	915	...	2 17 2	...	...			
,,	...	,,	960	...	3 0 0	...	...			
,,	...	,,	950	...	2 19 5	...	...			
,,	...	,,	640	...	2 0 0	...	...			
Robt. Chapman	...	,,	750	...	2 6 11	...	...			
Jas. Bishop	...	,,	640	...	2 0 0	...	...			
Wm. Armstrong	...	,,	960	...	3 0 0	...	...			
Alex. M'Kay	...	,,	660	...	2 1 4	...	...			
J. Blanch	...	,,	720	...	2 5 0	...	...			
W. Donoghue	...	,,	960	...	3 0 0	...	...			
Wm. Ellis	...	,,	675	...	2 2 4	...	...			
H. M'Cully	...	,,	1,120	...	3 10 0	...	...			
Dangar Bros.	...	,,	1,990	...	6 4 4	...	...			
,,	...	,,	3,846	...	12 0 4	...	...			
Jno. Hiscox	...	,,	600	...	1 17 6	...	...			
,,	...	,,	300	...	1 0 0	...	...			
Thos. J. Watt	...	,,	120	...	1 0 0	...	...			
Jno. Morehead	...	,,	600	...	1 17 6	...	...			
Jno. Clarke	...	,,	120	...	1 0 0	...	...			
,,	...	,,	390	...	1 4 5	...	...			
Jno. Tobin	...	,,	480	...	1 10 0	...	...			
Alexr. Finlayson	...	,,	120	...	1 0 0	...	...			
Donld. Finlayson	...	,,	420	...	1 6 3	...	...			
Archd. Turnball	...	,,	540	...	1 13 10	...	...			
Chas. Smith	...	,,	600	...	1 17 6	...	...			
H. A. Thomas	...	,,	500	...	1 11 3	...	...			
,,	...	,,	120	...	1 0 0	...	...			
,,	...	,,	351	...	1 1 11	...	...			
Jas. Vickery	...	,,	333	...	1 0 10	...	...			
Jno. Yeomans	...	,,	300	...	1 0 0	...	...			
Wm. J. Turnbull	...	,,	240	...	1 0 0	...	...			
Edwd. Tanant	...	,,	600	...	1 17 6	...	...			
Thos. Cotterill	...	,,	600	...	1 17 6	...	...			
Angus Cameron	...	,,	360	...	1 2 6	...	...			
Chs. Handebo	...	,,	480	...	1 10 0	...	...			
W. Clemasha & R. Smith	...	,,	360	...	1 2 6	...	...			
Shepd. Smith	...	,,	120	...	1 0 0	...	...			
Jacob F. Scheef	...	,,	420	...	1 6 3	...	...			
Wm. Hamilton	...	,,	300	...	1 0 0	...	...			
Dvd. Hamilton	...	,,	300	...	1 0 0	...	...			
Hry. Baker	...	,,	600	...	1 17 6	...	...			
Jno. Caton	...	,,	210	...	1 0 0	...	...			
Jno. Reeves	...	,,	150	...	1 0 0	...	...			
R. M'Lennan	...	,,	480	...	1 10 0	...	...			
Jno. Stier	...	,,	360	...	1 2 6	...	...			
J. R. Mitchell	...	,,	600	...	1 17 6	...	...			
A. Cameron	...	,,	180	...	1 0 0	...	...			
Fred. M'Guity	...	,,	243	...	1 0 0	...	...			
Jno. Mitchell	...	,,	480	...	1 10 0	...	...			
Robt. Hamilton	...	,,	450	...	1 8 2	...	...			
Jph. Hamilton, junr.	...	,,	378	...	1 3 8	...	...			
Jno. M'Lean	...	,,	240	...	1 0 0	...	...			
Hry. Unverhon	...	,,	240	...	1 0 0	...	...			
Wm. Schrader	...	,,	240	...	1 0 0	...	...			
Jno. Schrader	...	,,	120	...	1 0 0	...	...			
Dvd. Green	...	,,	279	...	1 0 0	...	...			
Jas. Ready, junr.	...	,,	600	...	1 17 6	...	...			
Jno. Parsons	...	,,	129	...	1 0 0	...	...			
Jno. M'Cully	...	,,	120	...	1 0 0	...	...			
Robt. Chapman	...	,,	411	...	1 5 8	...	...			
,,	...	,,	600	...	1 17 6	...	...			
H. A. Dumont, junr.	...	,,	288	...	1 0 0	...	...			
Micl. Keary	...	,,	240	...	1 0 0	...	...			
G. Chapman	...	,,	600	...	1 17 6	...	...			
J. Heffernan	...	,,	420	...	1 6 4	...	...			
Boulton & Bell	...	,,	60	...	1 0 0	...	...			
,,	...	,,	480	...	1 10 0	...	...			
Jno. M'Clocky	...	,,	290	...	1 0 0	...	...			
Frcs. Whalley	...	,,	480	...	1 10 0	...	...			
Jas. Ryan	...	,,	625	...	1 19 2	...	...			
Hry. Teeze	...	,,	360	...	1 2 6	...	...			
Jas. H. Mulligan	...	,,	360	...	1 2 6	...	...			
Chrst. Palmer	...	,,	120	...	1 0 0	...	...			
M. Hayes	...	,,	504	...	1 11 6	...	...			

Annual.

3 farthings.

Name of Lessee.	Name of Run.	Name of District.	Actual Area.	Estimated Carrying Capacity of Run.	Annual Rental. £ s. d.	Old Rental and Assessment.	Date of present Tenure.	Year of Expiration of present Lease.	Average Rental per Acre in each District.	General Abstract of Particulars.
Fred. Mulligan	...	Armidale	420	....	1 6 4	...	...	Annual.	3 farthings.	
Jas. Gaffey	...	"	150	...	1 0 0	...	...			
E. H. Dawson	...	"	540	...	1 13 10	...	...			
Dld. Stewart	...	"	600	...	1 17 6	...	...			
Hy. Teege	...	"	120	...	1 0 0	...	...			
M. Walsh	...	"	420	...	1 6 3	...	...			
Jas. Maher	...	"	480	...	1 10 0	...	...			
Jno. Maher	...	"	240	...	1 0 0	...	...			
R. S. Saunders	...	"	360	...	1 2 6	...	...			
R. H. Halloran	...	"	120	...	1 0 0	...	...			
James Ryan	...	"	129	...	1 0 0	...	...			
Alexr. M'Koy	...	"	450	...	1 8 2	...	...			
L. M'Koy	...	"	300	...	1 0 0	...	...			
Jno. Davis	...	"	300	...	1 0 0	...	...			
Jacob Barnes	...	Bathurst	900	...	2 16 4	...	...			
"	...	"	640	...	2 0 0	...	...			
"	...	"	640	...	2 0 0	...	...			
T. J. Fisher	...	"	1,200	...	3 15 0	...	...			
T. J. Hawkins	...	"	1,000	...	3 2 6	...	...			
"	...	"	1,000	...	3 2 6	...	...			
"	...	"	1,000	...	3 2 6	...	...			
Chas. Iceley	...	"	800	...	2 10 0	...	...			
Thos. Kite	...	"	640	...	2 0 0	...	...			
"	...	"	640	...	2 0 0	...	...			
"	...	"	640	...	2 0 0	...	...			
Richd. Lane	...	"	640	...	2 0 0	...	...			
"	...	"	640	...	2 0 0	...	...			
"	...	"	640	...	2 0 0	...	...			
"	...	"	640	...	2 0 0	...	...			
J. Lean	...	"	640	...	2 0 0	...	...			
Jno. and W. Macauley	...	"	640	...	2 0 0	...	...			
"	...	"	640	...	2 0 0	...	...			
J. and W. M'Awley	...	"	640	...	2 0 0	...	...			
Chas. M'Phillamy	...	"	640	...	2 0 0	...	...			
"	...	"	750	...	2 7 0	...	...			
"	...	"	1,050	...	3 5 8	...	...			
"	...	"	640	...	2 0 0	...	...			
Robt. M'Phillamy	...	"	640	...	2 0 0	...	...			
Henry Rotton	...	"	640	...	2 0 0	...	...			
"	...	"	640	...	2 0 0	...	...			
"	...	"	640	...	2 0 0	...	...			
"	...	"	900	...	2 16 4	...	...			
Jph. Sewell	...	"	960	...	3 0 0	...	...			
"	...	"	1,100	...	3 8 10	...	...			
"	...	"	892	...	2 17 0	...	...			
Robt. Smith	...	"	640	...	2 0 0	...	...			
"	...	"	640	...	2 0 0	...	...			
"	...	"	640	...	2 0 0	...	...			
"	...	"	640	...	2 0 0	...	...			
"	...	"	640	...	2 0 0	...	...			
"	...	"	640	...	2 0 0	...	...			
"	...	"	640	...	2 0 0	...	...			
"	...	"	640	...	2 0 0	...	...			
"	...	"	1,100	...	3 9 0	...	...			
Jas. Smith	...	"	850	...	2 13 2	...	...			
J. B. Suttor	...	"	960	...	3 0 0	...	...			
"	...	"	960	...	3 0 0	...	...			
"	...	"	960	...	3 0 0	...	...			
"	...	"	960	...	3 0 0	...	...			
"	...	"	640	...	2 0 0	...	...			
W. H. Suttor	...	"	1,000	...	3 2 6	...	...			
"	...	"	640	...	2 0 0	...	...			
Ptk. Sullivan	...	"	640	...	2 0 0	...	...			
"	...	"	640	...	2 0 0	...	...			
"	...	"	640	...	2 0 0	...	...			
"	...	"	640	...	2 0 0	...	...			
"	...	"	960	...	3 0 0	...	...			
"	...	"	640	...	2 0 0	...	...			
"	...	"	640	...	2 0 0	...	...			
"	...	"	640	...	2 0 0	...	...			
"	...	"	700	...	2 4 0	...	...			
"	...	"	960	...	3 0 0	...	...			
T. J. Fisher	...	"	1,200	...	3 15 0	...	...			
T. J. Hawkins	...	"	1,000	...	3 2 6	...	...			
"	...	"	1,000	...	3 2 6	...	...			
"	...	"	1,000	...	3 2 6	...	...			
T. C. Suttor	...	"	700	...	2 3 9	...	...			
"	...	"	960	...	3 0 0	...	...			
"	...	"	640	...	2 0 0	...	...			
"	...	"	640	...	2 0 0	...	...			
Rcd. Glasson	...	"	900	...	2 16 4	...	...			
John Dobbie	...	"	690	...	2 3 2	...	...			
Thos. Ryan	...	"	657	...	2 1 1	...	...			
Wm. Mackie	...	"	640	...	2 0 0	...	...		3¼ farthings.	

Name of Lessee.	Name of Run.	Name of District.	Actual Area.	Estimated Carrying Capacity of Run.	Annual Rental.	Old Rental and Assessment.	Date of present Tenure.	Year of Expiration of present Lease.	Average Rental per Acre in each District.	General Abstract of particulars.
					£ s. d.					
Henry Humphries	...	Bathurst	700	...	2 3 9	...	...			
,,	...	,,	900	...	2 16 3	...	...			
,,	...	,,	1,000	...	3 2 6	...	...			
Wm. Todd	...	,,	654	...	2 0 10	...	...			
Treweeke, Bros.	...	,,	960	...	3 0 0	...	...			
Duncan Lamont	...	,,	700	...	2 3 9	...	...			
,,	...	,,	800	...	2 10 0	...	...			
,,	...	,,	700	...	2 3 9	...	...			
,,	...	,,	640	...	2 0 0	...	...			
Hy. Prior	...	,,	800	...	2 10 0	...	...			
W. J. Goldsby	...	,,	790	...	2 3 9	...	...			
T. C. S. Mutton	...	,,	700	...	2 3 9	...	...			
,,	...	,,	900	...	2 16 3	...	...			
Richd. M'Hattie	...	,,	640	...	2 0 0	...	...			
,,	...	,,	1,050	...	3 5 8	...	...			
,,	...	,,	640	...	2 0 0	...	...			
,,	...	,,	850	...	2 13 2	...	...			
Wm. Sloggett	...	,,	930	...	2 18 2	...	...			
Wm. Brownlow	...	,,	640	...	2 0 0	...	...			
Joseph Smith	...	,,	960	...	3 0 0	...	...			
Chas. Icely	...	,,	700	...	2 3 9	...	...			
Alexr. Sinclair	...	,,	800	...	2 10 0	...	...			
,,	...	,,	640	...	2 0 0	...	...			
Jas. Stevenson	...	,,	960	...	3 0 0	...	...			
,,	...	,,	720	...	2 5 0	...	...			
Jas. Cosier	...	,,	960	...	3 0 0	...	...			
J. & W. M'Auley	...	,,	640	...	2 0 0	...	...			
,,	...	,,	640	...	2 0 0	...	...			
,,	...	,,	640	...	2 0 0	...	...			
,,	...	,,	800	...	2 10 0	...	...			
,,	...	,,	640	...	2 0 0	...	...			
,,	...	,,	640	...	2 0 0	...	...			
Henry Vincent	...	,,	640	...	2 0 0	...	...			
,,	...	,,	640	...	2 0 0	...	...			
,,	...	,,	646	...	2 0 0	...	...			
Wm. Brownlow	...	,,	800	...	2 10 0	...	...			
,,	...	,,	740	...	2 6 3	...	...			
,,	...	,,	1,100	...	3 8 9	...	...			
,,	...	,,	700	...	2 3 9	...	...			
,,	...	,,	750	...	2 6 11	...	...			
,,	...	,,	840	...	2 12 6	...	...			
,,	...	,,	700	...	2 3 9	...	...			
Thos. Byrnes	...	,,	717	...	2 4 10	...	...			
Hy. Humphries	...	,,	645	...	2 0 4	...	...			
Jas. Pusell	...	,,	900	...	2 16 4	...	...			
M'Intosh & Oakes	...	,,	4,420	...	13 16 4	...	...			
Hy. Jas. Vincent	...	,,	1,920	...	6 0 0	...	...			
Jno. Nowlan	...	,,	1,250	...	3 18 0	...	...			
Thos. Anderson	...	,,	642	...	2 0 2	...	...			
Wm. Glasson	...	,,	640	...	2 0 0	...	...			
Janet Smith	...	,,	1,280	...	4 0 0	...	...			
Jno. M'Laughlan	...	,,	894	...	2 15 10	...	...			
Richd. Wilcox	...	,,	840	...	2 12 6	...	...			
Wm. Hamilton	...	,,	1,280	...	4 0 0	...	...			
Noble Wilson	...	,,	1,892	...	5 18 4	...	...			
Jno. Murphy	...	,,	640	...	2 0 0	...	...			
J. B. Suttor	...	,,	1,920	...	6 0 0	...	...			
J. C. Stephenson	...	,,	1,320	...	4 2 6	...	...			
J. & C. Moore	...	,,	4,160	...	13 0 0	...	...			
J. C. Moore	...	,,	1,280	...	4 0 0	...	...			
Wm. Bell	...	,,	219	...	1 0 0	...	...			
Benjamin Bullock	...	,,	293	...	1 0 0	...	...			
Thos. Clines	...	,,	210	...	1 0 0	...	...			
R. Collier	...	,,	582	...	1 16 6	...	...			
J. W. Crozier	...	,,	120	...	1 0 0	...	...			
Edwd. Goldsby	...	,,	381	...	1 3 10	...	...			
Hy. Humphries	...	,,	270	...	1 0 0	...	...			
,,	...	,,	480	...	1 10 0	...	...			
,,	...	,,	90	...	1 0 0	...	...			
,,	...	,,	89	...	1 0 0	...	...			
Esther D. Jones	...	,,	300	...	1 0 0	...	...			
Owen Quinn	...	,,	231	...	1 0 0	...	...			
,,	...	,,	133	...	1 0 0	...	...			
Jas. Wilson	...	,,	520	...	1 12 6	...	...			
J. Willott	...	,,	120	...	1 0 0	...	...			
Ellen Foran	...	,,	216	...	1 0 0	...	...			
Thos. Lawson	...	,,	120	...	1 0 0	...	...			
Thos. Slattery	...	,,	318	...	1 0 0	...	...			
Joseph Sloggett	...	,,	120	...	1 0 0	...	...			
Jno. Tobin	...	,,	360	...	1 0 0	...	...			
Saml. Dodd	...	,,	150	...	1 0 0	...	...			
Geo. Larnack	...	,,	600	...	1 17 6	...	...			
J. Howard	...	,,	120	...	1 0 0	...	...			
Jno. Wilson	...	,,	320	...	1 0 0	...	...	Annual.	3¼ farthings.	

Name of Lessee.	Name of Run.	Name of District.	Actual Area.	Estimated Carrying Capacity of Run.	Annual Rental. £ s. d.	Old Rental and Assessment.	Date of present Tenure.	Year of Expiration of present Lease.	Average Rental per Acre in each District.	General Abstract of particulars.
Danl. Nightengale	...	Bathurst	360	...	1 2 6	...	...	Annual.	3¼ farthings.	
Jno. Millar	...	"	270	...	1 0 0	...	...			
"	...	"	120	...	1 0 0	...	...			
Alexr. Millar	...	"	120	...	1 0 0	...	...			
Janet Smith	...	"	218	...	1 0 0	...	...			
"	...	"	91	...	1 0 0	...	...			
"	...	"	97	...	1 0 0	...	...			
Jno. Page	...	"	240	...	1 0 0	...	...			
Anthy. Colley, jun.	...	"	120	...	1 0 0	...	...			
James Tobin	...	"	240	...	1 0 0	...	...			
Jno. Murphy	...	"	316	...	1 0 0	...	...			
Wm. Todd	...	"	345	...	1 1 7	...	...			
Jno. B. Suttor	...	"	513	...	1 12 1	...	...			
Treweeke Bros.	...	"	231	...	1 0 0	...	...			
Jno. Quinn	...	"	120	...	1 0 0	...	...			
Jno. Barrett	...	"	507	...	1 12 0	...	...			
Wltr. Bryant	...	"	230	...	1 0 0	...	...			
Treweeke Bros.	...	"	315	...	1 0 0	...	...			
Jno. Higgins	...	"	180	...	1 0 0	...	...			
D. M'Cullum	...	"	420	...	1 6 4	...	...			
Morris Dillon	...	"	200	...	1 0 0	...	...			
Hy. Mulroan	...	"	99	...	1 0 0	...	...			
Wales & Sephton	...	"	240	...	1 0 0	...	...			
J. S. Schly	...	"	225	...	1 0 0	...	...			
Rev. G. M. Fox	...	"	94	...	1 0 0	...	...			
Noble Wilson	...	"	609	...	1 18 1	...	...			
Stephen Doulman	...	"	460	...	1 9 0	...	...			
"	...	"	300	...	1 0 0	...	...			
Wm. Lawrence	...	"	480	...	1 10 0	...	...			
Dvd. Archer	...	"	480	...	1 10 0	...	...			
Dnl. Sprouster	...	"	150	...	1 0 0	...	...			
Howd. Caldwell	...	"	120	...	1 0 0	...	...			
Margt. James	...	"	150	...	1 0 0	...	...			
Richd. Robinson	...	"	120	...	1 0 0	...	...			
Jacob Barnes	...	"	550	...	1 14 6	...	...			
"	...	"	480	...	1 10 0	...	...			
Edmd. Webb	...	"	312	...	1 0 0	...	...			
"	...	"	576	...	1 16 0	...	...			
Wm. Haswell	...	"	182	...	1 0 0	...	...			
Stephn. O'Brien	...	"	240	...	1 0 0	...	...			
Jno. Fogarty	...	"	360	...	1 2 6	...	...			
Ptk. Chifley	...	"	168	...	1 0 0	...	...			
"	...	"	360	...	1 2 6	...	...			
H. T. Piper	...	"	210	...	1 0 0	...	...			
Geo. Blackman	...	"	300	...	1 0 0	...	...			
Mat. Monaghan	...	"	120	...	1 0 0	...	...			
T. Tobin	...	"	556	...	1 14 10	...	...			
Dvd. S. Fodd	...	"	102	...	1 0 0	...	...			
Wm. Dowler	...	"	40	...	1 0 0	...	...			
C. A. Warby	...	"	190	...	1 0 0	...	...			
"	...	"	480	...	1 10 0	...	...			
A. M'Millan	...	"	360	...	1 2 6	...	...			
T. Slattery	...	"	100	...	1 0 0	...	...			
Dnl. M'Phee	...	"	90	...	1 0 0	...	...			
"	...	"	594	...	1 17 2	...	...			
S. Piper	...	"	120	...	1 0 0	...	...			
Jas. Goodfellow	...	"	432	...	1 7 0	...	...			
Geo. Warby	...	"	492	...	1 10 9	...	...			
H. Foreman	...	"	600	...	1 17 6	...	...			
J. Fogarty, junior	...	"	240	...	1 0 0	...	...			
C. M'Phillamy	...	"	480	...	1 10 0	...	...			
Jacob Barnes, senior	...	"	515	...	1 12 2	...	...			
"	...	"	138	...	1 0 0	...	...			
Jno. Wilson	...	"	186	...	1 0 0	...	...			
Jas. Steel	...	"	108	...	1 0 0	...	...			
Thos. Murphy	...	"	120	...	1 0 0	...	...			
Dld. Larnach	...	"	390	...	1 4 6	...	...			
Wilson M'Auley	...	"	120	...	1 0 0	...	...			
Jmiah. Ring	...	"	120	...	1 0 0	...	...			
Jno. Hoban	...	"	90	...	1 0 0	...	...			
"	...	"	180	...	1 0 0	...	...			
Stanley Hosie	...	"	414	...	1 6 0	...	...			
Wm. Brownlow	...	"	580	...	1 6 3	...	...			
"	...	"	100	...	1 0 0	...	...			
Mcl. Eagan	...	"	150	...	1 0 0	...	...			
Wm. Robinson	...	"	390	...	1 4 5	...	...			
Mrgt. M'Evoy	...	"	120	...	1 0 0	...	...			
Edwd. Locke	...	"	366	...	1 2 11	...	...			
Jno. Lynch	...	"	271	...	1 0 0	...	...			
J. T. Dobbie	...	"	360	...	1 2 6	...	...			
Wm. Goldsby, senr.	...	"	70	...	1 0 0	...	...			
Red. Burke	...	"	120	...	1 0 0	...	...			
Jno. Fogarty	...	"	120	...	1 0 0	...	...			
Jno. Cranston	...	"	297	...	1 0 0	...	...			

Name of Lessee.	Name of Run.	Name of District.	Actual Area.	Estimated Carrying Capacity of Run.	Annual Rental. £ s. d.	Old Rental and Assessment.	Date of present Tenure.	Year of Expiration of present Lease.	Average Rental per Acre in each District.	General Abstract of particulars.
H. J. Vincent	...	Bathurst	100	...	1 0 0	...	...	Annual.	3¼ farthings.	
Edwd. Locke	...	"	120	...	1 0 0	...	...			
Jno. Cranston	...	"	186	...	1 0 0	...	...			
"	...	"	394	...	1 4 8	...	...			
"	...	"	156	...	1 0 0	...	...			
"	...	"	168	...	1 0 0	...	...			
Jph. Foote	...	"	90	...	1 0 0	...	...			
"	...	"	120	...	1 0 0	...	...			
Geo. Murray	...	"	408	...	1 5 6	...	...			
Luin Fodd	...	"	123	...	1 0 0	...	...			
Jph. Sewell	...	"	132	...	1 0 0	...	...			
Cthe. Dillon	...	"	120	...	1 0 0	...	...			
Eden Foran	...	"	120	...	1 0 0	...	...			
John Macky	...	"	294	...	1 0 0	...	...			
"	...	"	129	...	1 0 0	...	...			
"	...	"	90	...	1 0 0	...	...			
W. R. Smith	...	"	300	...	1 0 0	...	...			
Jno. Geo. Suttor	...	"	126	...	1 0 0	...	...			
Jph. Ainsworth	...	"	144	...	1 0 0	...	...			
Jane Eaton	...	"	300	...	1 0 0	...	...			
Ellen Foran	...	"	126	...	1 0 0	...	...			
Jph. J. Eaton	...	"	240	...	1 0 0	...	...			
Wm. Quick	...	"	120	...	1 0 0	...	...			
David Press	...	"	300	...	1 0 0	...	...			
"	...	"	120	...	1 0 0	...	...			
Geo. Shepherd	...	"	420	...	1 6 4	...	...			
Elizabeth Hewitt	...	"	120	...	1 0 0	...	...			
Thos. Haywood	...	"	120	...	1 0 0	...	...			
M'Intosh and Akes	...	"	165	...	1 0 0	...	...			
Hry. Foreman	...	"	240	...	1 0 0	...	...			
J. & W. M'Auley	...	"	500	...	1 11 4	...	...			
A. M'Donald, Executor of the late Wm. Bradley.	...	Bombala	640	...	2 0 0	...	...			
"	...	"	960	...	3 0 0	...	...			
"	...	"	750	...	2 7 0	...	...			
"	...	"	650	...	2 0 8	...	...			
"	...	"	730	...	2 5 10	...	...			
"	...	"	1,060	...	3 6 4	...	...			
"	...	"	657	...	2 1 0	...	...			
"	...	"	1,145	...	3 11 6	...	...			
"	...	"	640	...	2 0 0	...	...			
C. J. Dudley	...	"	960	...	3 0 0	...	...			
Ronld. Campbell	...	"	706	...	2 4 2	...	...			
"	...	"	740	...	2 6 4	...	...			
Wm. Grahame	...	"	640	...	2 0 0	...	...			
"	...	"	640	...	2 0 0	...	...			
"	...	"	640	...	2 0 0	...	...			
"	...	"	640	...	2 0 0	...	...			
"	...	"	640	...	2 0 0	...	...			
"	...	"	640	...	2 0 0	...	...			
"	...	"	640	...	2 0 0	...	...			
"	...	"	640	...	2 0 0	...	...			
"	...	"	640	...	2 0 0	...	...			
"	...	"	640	...	2 0 0	...	...			
"	...	"	640	...	2 0 0	...	...			
"	...	"	640	...	2 0 0	...	...			
"	...	"	640	...	2 0 0	...	...			
"	...	"	640	...	2 0 0	...	...			
"	...	"	750	...	2 6 10	...	...			
Jane Kyle	...	"	960	...	3 0 0	...	...			
Sir Jas. Mathison	...	"	640	...	2 0 0	...	...			
"	...	"	640	...	2 0 0	...	...			
"	...	"	779	...	2 8 10	...	...			
Moses Joseph	...	"	3,730	...	11 13 2	...	...			
Hyam Moses Joseph	...	"	960	...	3 0 0	...	...			
Alfd. E. Witts	...	"	720	...	2 5 0	...	...			
Thos. Nicholson	...	"	960	...	3 0 0	...	...			
Harold Nicholson	...	"	960	...	3 0 0	...	...			
Wm. R. Newton	...	"	960	...	3 0 0	...	...			
Mary Peters	...	"	960	...	3 0 0	...	...			
Moses Joseph	...	"	2,850	...	8 18 2	...	...			
Mary Peters	...	"	1,920	...	6 0 0	...	...			
Ellen Corcoran	...	"	960	...	3 0 0	...	...			
Jph. D. Stafford	...	"	960	...	3 0 0	...	...			
Ada Amla. Joseph	...	"	960	...	3 0 0	...	...			
Wm. Barry	...	"	960	...	3 0 0	...	...			
R. Campbell (Exors. of the late)	...	"	1,749	...	5 9 4	...	...			
Jno. Nicholson	...	"	1,014	...	3 3 4	...	...			
Sophia Ivis Campbell	...	"	2,052	...	6 8 6	...	...			
Albt. A. Miller	...	"	960	...	3 0 0	...	...			
Wm. Tait	...	"	960	...	3 0 0	...	...			
Hry. Hayden	...	"	1,041	...	3 5 4	...	...			
Dvd. Jph. Bell	...	"	960	...	3 0 0	...	...			
H. H. Witts	...	"	729	...	2 5 8	...	...		1 penny.	

Name of Lessee.	Name of Run.	Name of District.	Actual Area.	Estimated Carrying Capacity of Run.	Annual Rental. £ s. d.	Old Rental and Assessment.	Date of present Tenure.	Year of Expiration of present Lease.	Average Rental per acre in each District.	General Abstract of particulars.
L. J. Stephenson	...	Bombala	960	...	3 0 0	...	...	Annual.	1 penny.	
G. W. Woollett	...	,,	960	...	3 0 0	...	...			
Jno. Nicholson	...	,,	960	...	3 0 0	...	...			
Arthur Stuart	...	,,	960	...	3 0 0	...	...			
Chas. Stuart	...	,,	960	...	3 0 0	...	...			
G. D. Gordon	...	,,	960	...	3 0 0	...	...			
Wm. Whitehouse	...	,,	540	...	1 13 9	...	...			
A. M'Donald, Executor of the late	...	,,	320	...	1 0 0	...	...			
William Bradley	...	,,	440	...	1 7 6	...	...			
Wm. Grahame	...	,,	480	...	1 10 0	...	...			
,,	...	,,	132	...	1 0 0	...	...			
,,	...	,,	540	...	1 13 9	...	...			
Emma Newson	...	,,	474	...	1 9 8	...	...			
Jas. Gerathy	...	,,	300	...	1 0 0	...	...			
A. M'Donald, Executor of the late	...	,,	612	...	1 18 3	...	...			
William Bradley	...	,,	210	...	1 0 0	...	...			
,, ,,	...	,,	481	...	1 10 1	...	...			
,, ,,	...	,,	320	...	1 0 0	...	...			
,, ,,	...	,,	500	...	1 11 4	...	...			
,, ,,	...	,,	270	...	1 0 0	...	...			
,, ,,	...	,,	120	...	1 0 0	...	...			
,, ,,	...	,,	189	...	1 0 0	...	...			
,, ,,	...	,,	240	...	1 0 0	...	...			
Jas. O'Hare	...	,,	495	...	1 10 11	...	...			
,,	...	,,	633	...	1 19 7	...	...			
,,	...	,,	489	...	1 10 7	...	...			
,,	...	,,	113	...	1 0 0	...	...			
,,	...	,,	120	...	1 0 0	...	...			
H. & A. A. Campbell	...	,,	360	...	1 2 6	...	...			
D. Campbell	...	,,	180	...	1 0 0	...	...			
Moses Joseph	...	,,	187	...	1 0 0	...	...			
,,	...	,,	147	...	1 0 0	...	...			
,,	...	,,	534	...	1 13 5	...	...			
Mary Thompson	...	,,	300	...	1 0 0	...	...			
Moses Moses	...	,,	120	...	1 0 0	...	...			
Alfred Moses	...	,,	120	...	1 0 0	...	...			
Sml. Moses	...	,,	120	...	1 0 0	...	...			
Kate Moses	...	,,	126	...	1 0 0	...	...			
Jno. Coronel	...	,,	120	...	1 0 0	...	...			
Moses Joseph	...	,,	120	...	1 0 0	...	...			
,,	...	,,	180	...	1 0 0	...	...			
,,	...	,,	120	...	1 0 0	...	...			
,,	...	,,	120	...	1 0 0	...	...			
,,	...	,,	138	...	1 0 0	...	...			
,,	...	,,	123	...	1 0 0	...	...			
,,	...	,,	138	...	1 0 0	...	...			
,,	...	,,	120	...	1 0 0	...	...			
Jno. Secars	...	,,	600	...	1 17 6	...	...			
T. R. Nicholson	...	,,	480	...	1 10 0	...	...			
Amla. Moses	...	,,	120	...	1 0 0	...	...			
Soph. Moses	...	,,	120	...	1 0 0	...	...			
Mcl. Leary	...	,,	120	...	1 0 0	...	...			
Chs. Cootes	...	,,	120	...	1 0 0	...	...			
Geo. Plydell	...	,,	120	...	1 0 0	...	...			
Jno. Plydell	...	,,	120	...	1 0 0	...	...			
Simon Corcoran	...	,,	120	...	1 0 0	...	...			
Jno. Kennedy	...	,,	120	...	1 0 0	...	...			
A. J. Joseph	...	,,	360	...	1 2 6	...	...			
Jph. L. Joseph	...	,,	240	...	1 0 0	...	...			
Mary Peters	...	,,	480	...	1 10 0	...	...			
,,	...	,,	495	...	1 10 11	...	...			
,,	...	,,	480	...	1 10 0	...	...			
O. M. Nicholson	...	,,	480	...	1 10 0	...	...			
Thos. Lowe	...	,,	600	...	1 17 6	...	...			
Jas. Thompson	...	,,	130	...	1 0 0	...	...			
Ronald Campbell's Executors	...	,,	180	...	1 0 0	...	...			
Chas. Sherrin	...	,,	330	...	1 0 8	...	...			
J. Allen, junr.	...	,,	120	...	1 0 0	...	...			
Robt. Allen	...	,,	120	...	1 0 0	...	...			
Jph. O'Hare	...	,,	300	...	1 0 0	...	...			
Geo. Garnock	...	,,	600	...	1 17 6	...	...			
Sml. Cootes	...	,,	120	...	1 0 0	...	...			
Chas. Stokes	...	,,	402	...	1 5 2	...	...			
Frcs. Kennedy	...	,,	300	...	1 0 0	...	...			
Geo. Woollett	...	,,	495	...	1 11 0	...	...			
Wm. Grahame	...	,,	126	...	1 0 0	...	...			
,,	...	,,	120	...	1 0 0	...	...			
,,	...	,,	126	...	1 0 0	...	...			
,,	...	,,	141	...	1 0 0	...	...			
R. Campbell (Executors of)	...	,,	480	...	1 10 0	...	...			
Seymour Blake	...	,,	550	...	1 14 5	...	...			
Arthur Gibson	...	,,	360	...	1 2 6	...	...			
Jermh. Ryan	...	,,	510	...	1 11 11	...	...			
Robt. Gardener	...	,,	140	...	1 0 0	...	...			

Name of Lessee.	Name of Run.	Name of District.	Actual Area.	Estimated Carrying Capacity of Run.	Annual Rental. £ s. d.	Old Rental and Assessment.	Date of present Tenure.	Year of Expiration of present Lease.	Average Rental per Acre in each District.	General Abstract of particulars.
Chas. Haydon	...	Bombala	240	...	1 0 0	...	...	Annual.	1 penny	
Richd. Greville	...	"	120	...	1 0 0	...	...			
G. Bassingthwayte	...	Braidwood	891	...	2 15 9	...	...			
Paul Burke	...	"	640	...	2 0 0	...	...			
Frcs. Cooper	...	"	700	...	2 3 9	...	...			
"	...	"	700	...	2 3 9	...	...			
"	...	"	960	...	3 0 0	...	...			
"	...	"	640	...	2 0 0	...	...			
"	...	"	700	...	2 3 9	...	...			
"	...	"	1,100	...	3 8 10	...	...			
"	...	"	640	...	2 0 0	...	...			
"	...	"	640	...	2 0 0	...	...			
"	...	"	840	...	2 12 6	...	...			
"	...	"	640	...	2 0 0	...	...			
"	...	"	1,100	...	3 8 10	...	...			
"	...	"	750	...	2 7 0	...	...			
"	...	"	640	...	2 0 0	...	...			
"	...	"	640	...	2 0 0	...	...			
"	...	"	960	...	3 0 0	...	...			
"	...	"	960	...	3 0 0	...	...			
Jno. Knight	...	"	900	...	2 16 3	...	...			
Wm. M'Dowall	...	"	960	...	3 0 0	...	...			
Ryrie Bros.	...	"	800	...	2 10 0	...	...			
"	...	"	800	...	2 10 0	...	...			
"	...	"	640	...	2 0 0	...	...			
"	...	"	640	...	2 0 0	...	...			
"	...	"	900	...	2 16 4	...	...			
Mary King Wilson	...	"	900	...	2 16 4	...	...			
"	...	"	1,200	...	3 15 0	...	...			
"	...	"	640	...	2 0 0	...	...			
"	...	"	640	...	2 0 0	...	...			
"	...	"	800	...	2 10 0	...	...			
"	...	"	640	...	2 0 0	...	...			
"	...	"	640	...	2 0 0	...	...			
"	...	"	640	...	2 0 0	...	...			
"	...	"	640	...	2 0 0	...	...			
"	...	"	640	...	2 0 0	...	...			
"	...	"	640	...	2 0 0	...	...			
"	...	"	1,150	...	3 12 0	...	...			
"	...	"	1,000	...	3 2 8	...	...			
"	...	"	980	...	3 1 4	...	...			
"	...	"	850	...	2 13 2	...	...			
"	...	"	700	...	2 3 9	...	...			
"	...	"	640	...	2 0 0	...	...			
Wm. Campbell	...	"	950	...	2 19 5	...	...			
Ewd. Walker	...	"	730	...	2 15 10	...	...			
"	...	"	1,200	...	3 15 0	...	...			
Hassall & Roberts	...	"	640	...	2 0 0	...	...			
Martn. Gallagher	...	"	640	...	2 0 0	...	...			
Ryrie Bros.	...	"	1,920	...	6 0 0	...	...			
Jas. O'Brien	...	"	1,660	...	5 3 10	...	...			
Sheridan Witt	...	"	640	...	2 0 0	...	...			
Hassall & Roberts	...	"	1,280	...	4 0 0	...	...			
Chas. Smith	...	"	840	...	2 12 6	...	...			
James Ahern	...	"	640	...	2 0 0	...	...			
Jas. Ellis	...	"	786	...	2 7 1	...	...			
Martin Hogan	...	"	960	...	3 0 0	...	...			
Frank Mason	...	"	640	...	2 0 0	...	...			
J. W. Bunn	...	"	1,020	...	3 3 10	...	...			
Jno. Wallace	...	"	6,299	...	19 13 10	...	...			
Jno. Kennedy	...	"	1,920	...	6 0 0	...	...			
W. F. Gordon	...	"	720	...	2 5 0	...	...			
Jno. Wallace	...	"	1,240	...	3 17 6	...	...			
G. Basingthwaigte	...	"	510	...	1 12 0	...	...			
"	...	"	330	...	1 0 8	...	...			
Wm. Bassingthwaghte	...	"	300	...	1 0 0	...	...			
"	...	"	450	...	1 8 2	...	...			
Robt. Gifford	...	"	324	...	1 0 3	...	...			
Frcs. Hyland	...	"	480	...	1 10 0	...	...			
Jas. Hyland	...	"	480	...	1 10 0	...	...			
Jno. Hyland	...	"	480	...	1 10 0	...	...			
Jas. Laing	...	"	435	...	1 7 3	...	...			
Jno. Cassells	...	"	240	...	1 0 0	...	...			
Joshua Davis	...	"	240	...	1 0 0	...	...			
Geo. Brooks	...	"	480	...	1 10 0	...	...			
Thos. Taylor	...	"	150	...	1 0 0	...	...			
Jno. Gervin	...	"	120	...	1 0 0	...	...			
Jno. Gibson	...	"	300	...	1 0 0	...	...			
Lawrence Terry	...	"	420	...	1 6 3	...	...			
C. H. Roberts	...	"	120	...	1 0 0	...	...			
Peter French	...	"	531	...	1 13 2	...	...			
Peter Wedd	...	"	240	...	1 0 0	...	...			
Robt. J. Gash	...	"	480	...	1 10 0	...	...			
Sml. C. Wilton	...	"	120	...	1 0 0	...	...			

Name of Lessee.	Name of Run.	Name of District.	Actual Area.	Estimated Carrying Capacity of Run.	Annual Rental. £ s. d.	Old Rental and Assessment.	Date of present Tenure.	Year of Expiration of present Lease.	Average Rental per Acre in each District.	General Abstract of particulars.
Jno. Shiel	...	Braidwood	387	...	1 4 2	...	...	Annual.	3¼ farthings.	
"	...	"	249	...	1 0 0	...	...			
C. H. Roberts	...	"	300	...	1 0 0	...	...			
Jas. Morgan	...	"	270	...	1 0 0	...	...			
George Brittan	...	"	240	...	1 0 0	...	...			
Ptk. Quilty	...	"	231	...	1 0 0	...	...			
Geo. Whitfield	...	"	540	...	1 13 10	...	...			
Mcl. O'Connell	...	"	120	...	1 0 0	...	...			
Jno. Bradley	...	"	120	...	1 0 0	...	...			
Jno. Hyland	...	"	480	...	1 10 0	...	...			
"	...	"	180	...	1 0 0	...	...			
"	...	"	480	...	1 10 0	...	...			
Geo. Williams	...	"	120	...	1 0 0	...	...			
Hannah Eaton	...	"	420	...	1 6 3	...	...			
Jas. Taper	...	"	120	...	1 0 0	...	...			
Wm. Grant, jun.	...	"	120	...	1 0 0	...	...			
Jph. Grenville	...	"	180	...	1 0 0	...	...			
Henry Pike	...	"	507	...	1 11 6	...	...			
Thos. Shiel	...	"	120	...	1 0 0	...	...			
Em. Gallagher	...	"	420	...	1 6 4	...	...			
Rcd. Naggs	...	"	132	...	1 0 0	...	...			
Mcl. Kain	...	"	300	...	1 0 0	...	...			
Mgt. Watt	...	"	120	...	1 0 0	...	...			
J. W. and J. M. Ellis	...	"	604	...	1 17 9	...	...			
Rd. Williams	...	"	390	...	1 4 5	...	...			
Jas. Dempsey	...	"	120	...	1 0 0	...	...			
Wm. Willis	...	"	240	...	1 0 0	...	...			
Wm. Grant	...	"	360	...	1 2 6	...	...			
Ptk. Gallagher	...	"	390	...	1 4 5	...	...			
Edwd. Cleaver	...	"	120	...	1 0 0	...	...			
Frank. Mason	...	"	120	...	1 0 0	...	...			
Jno. Shiels	...	"	240	...	1 0 0	...	...			
Jno. Reynolds	...	"	600	...	1 17 6	...	...			
Geo. Bradbury, jun.	...	"	360	...	1 2 6	...	...			
W. F. Bruce	...	"	360	...	1 2 6	...	...			
Henry Talbett	...	Balranald	960	...	3 0 0	...	...		3½ farthings.	
"	...	"	960	...	3 0 0	...	...			
Maguire and Cohen	...	"	5,760	...	18 0 0	...	...			
C. Williamson	...	"	960	...	3 0 0	...	...			
McPherson & Co.	...	"	8,494	...	26 10 10	...	...			
Maguire & Cohen	...	"	300	...	1 0 0	...	...			
Edwd. Carter	...	Berrima	960	...	3 0 0	...	...			
"	...	"	960	...	3 0 0	...	...			
"	...	"	640	...	2 0 0	...	...			
Jno. Ellsmore	...	"	840	...	2 12 6	...	...			
"	...	"	960	...	3 0 0	...	...			
Jno. Morrice	...	"	900	...	2 16 3	...	...			
"	...	"	640	...	2 0 0	...	...			
"	...	"	640	...	2 0 0	...	...			
"	...	"	640	...	2 0 0	...	...			
Archd. Throsby	...	"	850	...	2 13 2	...	...			
Thos. Holt	...	"	900	...	2 16 4	...	...			
Jno. Morrice	...	"	700	...	2 3 9	...	...			
Archd. Throsby	...	"	640	...	2 0 0	...	...			
Jno. Morrice	...	"	960	...	3 0 0	...	...			
"	...	"	1,000	...	3 2 6	...	...		3 farthings.	
"	...	"	1,000	...	3 2 6	...	...			
Mlcm. McArthur	...	"	768	...	2 8 0	...	...			
Geo. Hayter	...	"	900	...	2 16 4	...	...			
Jno. Morrice	...	"	9,420	...	29 9 2	...	...			
Benj. Chapman	...	"	640	...	2 0 0	...	...			
W. J. Cordeaux	...	"	640	...	2 0 0	...	...			
John Morrice	...	"	720	...	2 5 0	...	...			
Ewen McPherson	...	"	115	...	1 0 0	...	...			
Jph. Armfield	...	"	232	...	1 0 0	...	...			
Ptk. Broody	...	"	300	...	1 0 0	...	...			
A. Sharp	...	"	300	...	1 0 0	...	...			
Isaac Stewart	...	"	423	...	1 6 5	...	...			
Jas. Goodfellow	...	"	213	...	1 0 0	...	...			
Jas. Sheppard	...	"	232	...	1 0 0	...	...			
Henry Pearce	...	"	602	...	1 17 8	...	...			
Sml. Patten	...	"	603	...	1 17 8	...	...			
Thos. Biffin	...	"	120	...	1 0 0	...	...			
Wm. Moore	...	"	114	...	1 0 0	...	...			
Doohan and Margovan	...	Bourke	360	...	1 2 6	...	...			
Jas. Tobin	...	"	960	...	3 0 0	...	...			
W. Balgewan	...	Burrowa	640	...	2 0 0	...	...			
"	...	"	1,000	...	3 2 6	...	...			
"	...	"	1,140	...	3 11 4	...	...			
R. M. Campbell	...	"	960	...	3 0 0	...	...			
Ellen Downey	...	"	960	...	3 0 0	...	...			
Alice Gibson	...	"	640	...	2 0 0	...	...			
"	...	"	640	...	2 0 0	...	...			
"	...	"	640	...	2 0 0	...	...			

Name of Lessee.	Name of Run.	Name of District.	Actual Area.	Estimated Carrying Capacity of Run.	Annual Rental. £ s. d.	Old Rental and Assessment.	Date of present Tenure.	Year of Expiration of present Lease.	Average Rental per Acre in each District.	General Abstract of particulars.
Alice Gibson	...	Burrowa	872	...	2 14 6	...	...			
J. Hammond	...	"	960	...	3 0 0	...	...			
F. R. Hume	...	"	640	...	2 0 0	...	...			
"	...	"	900	...	2 16 3	...	...			
"	...	"	960	...	3 0 0	...	...			
J. Morgan	...	"	960	...	3 0 0	...	...			
"	...	"	640	...	2 0 0	...	...			
"	...	"	1,040	...	3 5 4	...	...			
"	...	"	700	...	2 3 10	...	...			
"	...	"	640	...	2 0 0	...	...			
Jas. Ryan	...	"	800	...	2 10 0	...	...			
Edwd. Ryan	...	"	900	...	2 16 4	...	...			
"	...	"	640	...	2 0 0	...	...			
"	...	"	640	...	2 0 0	...	...			
"	...	"	640	...	2 0 0	...	...			
"	...	"	640	...	2 0 0	...	...			
T. R. Hume	...	"	640	...	2 0 0	...	...			
S. K. Salting	...	"	860	...	2 13 10	...	...			
"	...	"	640	...	2 0 0	...	...			
"	...	"	1,030	...	3 4 6	...	...			
"	...	"	640	...	2 0 0	...	...			
"	...	"	640	...	2 0 0	...	...			
"	...	"	640	...	2 0 0	...	...			
"	...	"	640	...	2 0 0	...	...			
"	...	"	1,100	...	3 8 10	...	...			
"	...	"	750	...	2 7 0	...	...			
"	...	"	640	...	2 0 0	...	...			
"	...	"	640	...	2 0 0	...	...			
"	...	"	640	...	2 0 0	...	...			
"	...	"	1,000	...	3 2 6	...	...			
"	...	"	700	...	2 3 10	...	...			
"	...	"	640	...	2 0 0	...	...			
"	...	"	640	...	2 0 0	...	...			
"	...	"	640	...	2 0 0	...	...			
"	...	"	800	...	2 10 0	...	...			
"	...	"	700	...	2 3 10	...	...			
"	...	"	640	...	2 0 0	...	...			
"	...	"	800	...	2 10 0	...	...			
"	...	"	1,000	...	3 2 6	...	...			
"	...	"	640	...	2 0 0	...	...			
"	...	"	700	...	2 3 10	...	...			
Frcs. Lloyd, sen.	...	"	687	...	2 2 10	...	...			
Frcs. Hanes	...	"	786	...	2 9 0	...	...			
Hry. Rotton	...	"	1,600	...	3 8 10	...	...			
"	...	"	750	...	2 7 0	...	...			
"	...	"	640	...	2 0 0	...	...			
"	...	"	700	...	2 3 10	...	...			
Hry. Brown	...	"	640	...	2 0 0	...	...			
"	...	"	640	...	2 0 0	...	...			
"	...	"	640	...	2 0 0	...	...			
Robt. Foster	...	"	900	...	2 16 4	...	...			
Jph. Foster	...	"	700	...	2 3 10	...	...			
Edmund Ryan	...	"	690	...	2 3 2	...	...			
Wm. Hurley	...	"	640	...	2 0 0	...	...			
Ptk. Hough	...	"	640	...	2 0 0	...	...			
Jmiah. Hough	...	"	960	...	3 0 0	...	...			
Roger Ryan	...	"	640	...	2 0 0	...	...			
"	...	"	640	...	2 0 0	...	...			
"	...	"	640	...	2 0 0	...	...			
Jane A. Gorham	...	"	774	...	2 8 5	...	...			
Wm. O'Connor	...	"	640	...	2 0 0	...	...			
"	...	"	640	...	2 0 0	...	...			
"	...	"	640	...	2 0 0	...	...			
"	...	"	650	...	2 0 8	...	...			
"	...	"	640	...	2 0 0	...	...			
"	...	"	960	...	3 0 0	...	...			
"	...	"	640	...	2 0 0	...	...			
Jno. Frost	...	"	725	...	2 5 4	...	...			
Wm. Frost	...	"	960	...	3 0 0	...	...			
Wm. D. Campbell	...	"	843	...	2 12 6	...	...			
"	...	"	861	...	2 13 10	...	...			
Wm. J. E. Wotton (Agent for the Executors of the late W. H. Broughton)	...	"	1,000	...	3 2 6	...	...	Annual.	3¼ farthings.	
	...	"	640	...	2 0 0	...	...			
"	...	"	640	...	2 0 0	...	...			
"	...	"	920	...	2 17 6	...	...			
"	...	"	640	...	2 0 0	...	...			
Jno. Hayes	...	"	960	...	3 0 0	...	...			
Lawrence Ryan	...	"	660	...	2 1 8	...	...			
Hry. Brown	...	"	640	...	2 0 0	...	...			
"	...	"	640	...	2 0 0	...	...			
"	...	"	750	...	2 6 10	...	...			
"	...	"	800	...	2 10 0	...	...			
"	...	"	640	...	2 0 0	...	...			
"	...	"	1,030	...	3 4 4	...	...			

Name of Lessee.	Name of Run.	Name of District.	Actual Area.	Estimated Carrying Capacity of Run.	Annual Rental. £ s. d.	Old Rental and Assessment.	Date of present Tenure.	Year of Expiration of present Lease.	Average Rental per Acre in each District.	General Abstract of particulars.
Hry. Brown	...	Burrowa	640	...	2 0 0	...	...	Annual.	3¼ farthings.	
"	...	"	640	...	2 0 0	...	...			
"	...	"	1,020	...	3 3 10	...	...			
"	...	"	850	...	2 13 2	...	...			
B. M. Osborne	...	"	640	...	2 0 0	...	...			
"	...	"	700	...	2 3 10	...	...			
"	...	"	850	...	2 13 2	...	...			
"	...	"	640	...	2 0 0	...	...			
"	...	"	640	...	2 0 0	...	...			
"	...	"	640	...	2 0 0	...	...			
"	...	"	640	...	2 0 0	...	...			
"	...	"	640	...	2 0 0	...	...			
"	...	"	798	...	2 9 10	...	...			
"	...	"	640	...	2 0 0	...	...			
"	...	"	640	...	2 0 0	...	...			
"	...	"	640	...	2 0 0	...	...			
Jph. Smith, senr.	...	"	960	...	3 0 0	...	...			
Jno. Ponnsbury	...	"	960	...	3 0 0	...	...			
Caleb Beazly	...	"	960	...	3 0 0	...	...			
Wm. Beazly	...	"	720	...	2 5 2	...	...			
A. H. Hume	...	"	2,697	...	8 8 8	...	...			
Timy. Ryan	...	"	960	...	3 0 0	...	...			
Wm. Carter	...	"	960	...	3 0 0	...	...			
Saml. Carter	...	"	960	...	3 0 0	...	...			
Hry. Brown	...	"	960	...	3 0 0	...	...			
Mel. Stinson	...	"	750	...	2 6 10	...	...			
Thos. Venables	...	"	960	...	3 0 0	...	...			
Wm. N. Thomas	...	"	960	...	3 0 0	...	...			
Edwd. Carter	...	"	660	...	2 1 4	...	...			
Jas. Poplin	...	"	960	...	3 0 0	...	...			
Jno. Pring	...	"	1,845	...	5 15 4	...	...			
Geo. Eason, junr.	...	"	960	...	3 0 0	...	...			
Geo. Eason	...	"	720	...	2 5 0	...	...			
Dennis Ryan	...	"	960	...	3 0 0	...	...			
Jas. Gourlay	...	"	960	...	3 0 0	...	...			
Thos. Smith	...	"	900	...	2 16 4	...	...			
Murry & Allman	...	"	960	...	3 0 0	...	...			
Wm. Macansh	...	"	1,920	...	6 0 0	...	...			
John Fitzpatrick	...	"	960	...	3 0 0	...	...			
E. Murphy	...	"	960	...	3 0 0	...	...			
Geo. Barr	...	"	960	...	3 0 0	...	...			
Sam. Chatfield	...	"	678	...	2 2 5	...	...			
L. J. Dargan	...	"	960	...	3 0 0	...	...			
Pat. Maloney	...	"	960	...	3 0 0	...	...			
Willm. Maber	...	"	960	...	3 0 0	...	...			
Wm. Moloney	...	"	900	...	2 16 4	...	...			
Jas. Maloney	...	"	900	...	2 16 4	...	...			
Badgery & Hindmarsh	...	"	1,920	...	6 0 0	...	...			
Jno. Riley	...	"	960	...	3 0 0	...	...			
Hannah Lehane	...	"	1,920	...	6 0 0	...	...			
Jno. Jones	...	"	960	...	3 0 0	...	...			
Louisa Sullivan	...	"	960	...	3 0 0	...	...			
Wm. Macanch	...	"	3,162	...	9 17 8	...	...			
David M'Intyre	...	"	960	...	3 0 0	...	...			
Thos. Boyd	...	"	960	...	3 0 0	...	...			
J. Lehane, junr.	...	"	960	...	3 0 0	...	...			
Jno. Ovens	...	"	960	...	3 0 0	...	...			
H. M. C. Davis	...	"	960	...	3 0 0	...	...			
Ml. O'Connor	...	"	960	...	3 0 0	...	...			
Jas. Murray	...	"	642	...	2 0 2	...	...			
Jas. Keys	...	"	960	...	3 0 0	...	...			
Jno. Britton	...	"	90	...	1 0 0	...	...			
"	...	"	333	...	1 0 10	...	...			
Benjn. Berry	...	"	150	...	1 0 0	...	...			
"	...	"	150	...	1 0 0	...	...			
Wm. Canfield	...	"	180	...	1 0 0	...	...			
Ml. Canfield	...	"	300	...	1 0 0	...	...			
Valentine Carmody	...	"	157	...	1 0 0	...	...			
Malachi Dwyer	...	"	603	...	1 17 8	...	...			
"	...	"	234	...	1 0 0	...	...			
Rebecca Eason	...	"	237	...	1 0 0	...	...			
Jno. Frost	...	"	370	...	1 3 2	...	...			
Ptk. Hogan	...	"	210	...	1 0 0	...	...			
Jno. Hurley	...	"	246	...	1 0 0	...	...			
"	...	"	480	...	1 10 0	...	...			
Jno. Hutchinson	...	"	450	...	1 8 2	...	...			
J. Morgan	...	"	300	...	1 0 0	...	...			
Thos. Newham	...	"	90	...	1 0 0	...	...			
"	...	"	231	...	1 0 0	...	...			
Jno. O'Hehir	...	"	300	...	1 0 0	...	...			
Jno. Sheady	...	"	600	...	1 17 6	...	...			
Bridget Sheedy	...	"	300	...	1 0 0	...	...			
Phillip Spencer	...	"	315	...	1 0 0	...	...			
Sml. Stenson	...	"	522	...	1 13 2	...	...			

Name of Lessee.	Name of Run.	Name of District.	Actual Area.	Estimated Carrying Capacity of Run.	Annual Rental. £ s. d.	Old Rental and Assessment.	Date of present Tenure.	Year of Expiration of present Lease.	Average Rental per acre in each District.	General Abstract of particulars.
Sml. Stenson	...	Burrowa	112	...	1 0 0	...	...			
Thos. Woodbridge	...	,,	546	...	1 14 2	...	...			
Mcl. Crowe	...	,,	300	...	1 0 0	...	...			
Thos. Dwyer	...	,,	300	...	1 0 0	...	...			
Margt. M'Interney	...	,,	420	...	1 6 4	...	...			
Jas. Newham	...	,,	180	...	1 0 0	...	...			
Jno. O'Brien	...	,,	150	...	1 0 0	...	...			
Henry Brown	...	,,	400	...	1 5 0	...	...			
Wm. Rosewarn	...	,,	300	...	1 0 0	...	...			
Bridget Ryan	...	,,	150	...	1 0 0	...	...			
Ptk. Ryan	...	,,	304	...	1 0 0	...	...			
Wm. M. Sutherland	...	,,	582	...	1 16 6	...	...			
Wm. Kelly	...	,,	255	...	1 0 0	...	...			
Jno. Sheedy	...	,,	90	...	1 0 0	...	...			
,,	...	,,	150	...	1 0 0	...	...			
Jno. T. Preston	...	,,	120	...	1 0 0	...	...			
Honorah Dwyer	...	,,	300	...	1 0 0	...	...			
Wm. M'Cansh	...	,,	282	...	1 0 0	...	...			
,,	...	,,	480	...	1 10 0	...	...			
Margt. Ryan	...	,,	120	...	1 0 0	...	...			
Edmd. Slattery	...	,,	255	...	1 0 0	...	...			
,,	...	,,	335	...	1 1 0	...	...			
,,	...	,,	360	...	1 2 6	...	...			
M. J. Hughston	...	,,	322	...	1 0 2	...	...			
Ellen Sheedy	...	,,	240	...	1 0 0	...	...			
Jno. Hickey	...	,,	600	...	1 17 6	...	...			
Wm. Butler	...	,,	178	...	1 0 0	...	...			
Jno. Whelan	...	,,	360	...	1 2 6	...	...			
Andw. H. Hume	...	,,	204	...	1 0 0	...	...			
,,	...	,,	93	...	1 0 0	...	...			
,,	...	,,	96	...	1 0 0	...	...			
Richd. Dwyer	...	,,	300	...	1 0 0	...	...			
Jph. Prosser	...	,,	570	...	1 15 8	...	...			
Wm. Cummings	...	,,	452	...	1 8 4	...	...			
Jno. Cummings	...	,,	532	...	1 13 4	...	...			
,,	...	,,	201	...	1 0 0	...	...			
,,	...	,,	240	...	1 0 0	...	...			
Sarah Browning	...	,,	90	...	1 0 0	...	...			
,,	...	,,	90	...	1 0 0	...	...			
Thos. Barry	...	,,	180	...	1 0 0	...	...			
Lawrence Barry	...	,,	304	...	1 0 0	...	...			
Matthew Ryan	...	,,	360	...	1 2 6	...	...			
Wm. Gee	...	,,	240	...	1 0 0	...	...			
Mcl. Whelan	...	,,	450	...	1 8 2	...	...			
Cathe. Hurley	...	,,	321	...	1 0 1	...	...			
Thos. Hough	...	,,	492	...	1 10 10	...	...			
Jno. Silk	...	,,	180	...	1 0 0	...	...			
Ptk. Neville	...	,,	247	...	1 0 0	...	...			
,,	...	,,	270	...	1 0 0	...	...			
Hry. Gorham	...	,,	120	...	1 0 0	...	...			
J. A. Gorham	...	,,	150	...	1 0 0	...	...			
Charltte. M. Gorham	...	,,	240	...	1 0 0	...	...			
Wm. Reynolds	...	,,	300	...	1 0 0	...	...			
Stphn. Williams	...	,,	93	...	1 0 0	...	...			
Jas. Wall	...	,,	240	...	1 0 0	...	...			
Cathe. Taylor	...	,,	90	...	1 0 0	...	...			
Ptk. O'Leary	...	,,	348	...	1 1 10	...	...			
Christr. O'Leary	...	,,	503	...	1 11 6	...	...			
Wm. O'Connor	...	,,	373	...	1 3 4	...	...			
,,	...	,,	120	...	1 0 0	...	...			
Sml. Peckham	...	,,	480	...	1 10 0	...	...			
,,	...	,,	120	...	1 0 0	...	...			
Jno. P. Ryan	...	,,	600	...	1 17 6	...	...			
,,	...	,,	450	...	1 8 2	...	...			
Geo. Frost	...	,,	360	...	1 2 6	...	...			
,,	...	,,	120	...	1 0 0	...	...			
Ewd. Kerr	...	,,	339	...	1 1 2	...	...			
Stphn. Williams	...	,,	246	...	1 0 0	...	...			
Mcl. Canfield	...	,,	150	...	1 0 0	...	...			
,,	...	,,	174	...	1 0 0	...	...			
,,	...	,,	573	...	1 15 10	...	...			
Roger Ryan	...	,,	450	...	1 8 2	...	...			
Clius. Stinson	...	,,	150	...	1 0 0	...	...			
Jno. Canfield	...	,,	120	...	1 0 0	...	...			
Mary Dwyer	...	,,	300	...	1 0 0	...	...			
Jno. Dwyer	...	,,	483	...	1 10 2	...	...			
Thos. Donnelly	...	,,	360	...	1 2 6	...	...			
Mcl. Cautfield	...	,,	90	...	1 0 0	...	...			
,,	...	,,	150	...	1 0 0	...	...			
Jas. Cahill	...	,,	300	...	1 0 0	...	...			
Hry. Dwyer	...	,,	354	...	1 2 2	...	...			
Jas. Dwyer	...	,,	600	...	1 17 6	...	...			
Wm. M'Grath	...	,,	120	...	1 0 0	...	...			
Jno. Shea	...	,,	420	...	1 6 4	...	...			

Annual.

¾ farthings.

Name of Lessee.	Name of Run.	Name of District.	Actual Area.	Estimated Carrying Capacity of Run.	Annual Rental. £ s. d.	Old Rental and Assessment.	Date of present Tenure.	Year of Expiration of present Lease.	Average Rental per Acre in each District.	General Abstract of particulars.
Dnl. Ryan	...	Burrowa	127	...	1 0 0	...	...			
Jno. Hardyman	...	"	339	...	1 1 2	...	...			
Sml. Stenson, junr.	...	"	420	...	1 6 4	...	...			
E. Slattery	...	"	113	...	1 0 0	...	...			
Jenkins Morgan	...	"	240	...	1 0 0	...	...			
J. Cummings, junr.	...	"	360	...	1 2 6	...	...			
A. Woodbridge	...	"	120	...	1 0 0	...	...			
Hry. Brown	...	"	130	...	1 0 0	...	...			
M. Ticehurst	...	"	120	...	1 0 0	...	...			
Jno. Newburn	...	"	120	...	1 0 0	...	...			
"	...	"	120	...	1 0 0	...	...			
J. Coffey, junr.	...	"	300	...	1 0 0	...	...			
Jane Dwyer	...	"	229	...	1 0 0	...	...			
T. Ryan	...	"	300	...	1 0 0	...	...			
Wm. Dwyer	...	"	180	...	1 0 0	...	...			
Benj. Berry	...	"	150	...	1 0 0	...	...			
Mcl. Stinson	...	"	150	...	1 0 0	...	...			
J. P. Ryan	...	"	400	...	1 5 0	...	...			
T. Woodbridge, junr.	...	"	480	...	1 10 0	...	...			
Hry. Brown	...	"	140	...	1 0 0	...	...			
Wm. Grogan, junr.	...	"	300	...	1 0 0	...	...			
Jas. Bales, junr.	...	"	360	...	1 2 6	...	...			
Dnl. Slattery	...	"	480	...	1 10 0	...	...			
Jno. Woodbridge	...	"	120	...	1 0 0	...	...			
P. Tracey	...	"	300	...	1 0 0	...	...			
Jas. Coffey, junr.	...	"	300	...	1 0 0	...	...			
Tim. Coffey	...	"	300	...	1 0 0	...	...			
Dnl. Woodbridge	...	"	150	...	1 0 0	...	...			
Andw. Burns	...	"	120	...	1 0 0	...	...			
Isiah Barker	...	"	300	...	1 0 0	...	...			
Jno. Smith	...	"	218	...	1 0 0	...	...			
Andw. Burns, junr.	...	"	120	...	1 0 0	...	...			
Jph. Barton	...	"	181	...	1 0 0	...	...			
Ewd. Carter	...	"	300	...	1 0 0	...	...			
Geo. Campbell	...	"	480	...	1 10 0	...	...			
W. D. Campbell	...	"	495	...	1 10 11	...	...			
Jas. Downey	...	"	360	...	1 2 6	...	...			
Jno. Sheedy	...	"	150	...	1 0 0	...	...			
Mcl. Cane	...	"	120	...	1 0 0	...	...			
Jno. N. Ryan	...	"	500	...	1 11 3	...	...			
Hry. Brown	...	"	458	...	1 8 7	...	...			
Thos. Wilding	...	"	154	...	1 0 0	...	...			
Jno. Kinamore	...	"	510	...	1 12 0	...	...			
Timy. Slattery	...	"	599	...	1 17 6	...	...			
Thos. Petty	...	"	288	...	1 0 0	...	...			
W. M'Cansh	...	"	540	...	1 13 10	...	...			
"	...	"	150	...	1 0 0	...	...			
Jno. Barr	...	"	480	...	1 10 0	...	...			
Jno. Sheedy	...	"	120	...	1 0 0	...	...			
Jas. Murray	...	"	240	...	1 0 0	...	...			
Wm. Gooley	...	"	120	...	1 0 0	...	...			
Jas. Wwyer	...	"	120	...	1 0 0	...	...			
Edmd. Dwyer	...	"	441	...	1 7 6	...	...			
Thos. Glover	...	"	540	...	1 13 9	...	...			
Geo. Cross	...	"	180	...	1 0 0	...	...			
J. B. Donkin	...	"	378	...	1 3 8	...	...			
Thes. O'Leary	...	"	120	...	1 0, 0	...	...			
Mcl. Murphy	...	"	343	...	1 1 5	...	...			
R. Woodbridge	...	"	120	...	1 0 0	...	...			
Wm. Hurley	...	"	240	...	1 0 0	...	...			
Jno. Cass	...	"	270	...	1 0 0	...	...			
Mary O'Hare	...	"	480	...	1 10 0	...	...			
Ptk. Ryan	...	"	253	...	1 0 0	...	...			
H. M. Lehane	...	"	435	...	1 7 2	...	...			
"	...	"	156	...	1 0 0	...	...			
"	...	"	498	...	1 11 2	...	...			
"	...	"	366	...	1 2 11	...	...			
"	...	"	240	...	1 0 0	...	...			
Jno. Downs	...	"	480	...	1 10 0	...	...			
Thos. Balgowan	...	"	330	...	1 0 8	...	...			
Thos. Reid	...	"	100	...	1 0 0	...	...			
Jno. Thompson	...	"	480	...	1 10 0	...	...			
Wm. Miffit	...	"	600	...	1 17 6	...	...			
Jno. Sheedy	...	"	420	...	1 6 3	...	...			
A. W. H. Flatman	...	"	300	...	1 0 0	...	...			
Ro. Anthony	...	"	240	...	1 0 0	...	...			
Jas. Prosser	...	"	360	...	1 2 6	...	...			
Thos. Prosser	...	"	360	...	1 2 6	...	...			
Wm. Carroll	...	"	120	...	1 0 0	...	...			
Wm. Goolay	...	"	300	...	1 0 0	...	...			
Mary A. Murray	...	"	390	...	1 4 5	...	...			
Jno. Woodbridge	...	"	120	...	1 0 0	...	...			
Jno. Hickey, senr.	...	"	360	...	1 2 6	...	...			
Jph. Thompson	...	"	360	...	1 2 6	...	...			
								Annual.	3¼ farthings.	

Name of Lessee.	Name of Run.	Name of District.	Actual Area.	Estimated Carrying Capacity of Run.	Annual Rental. £ s. d.	Old Rental and Assessment.	Date of present Tenure.	Year of Expiration of present Lease.	Average Rental per Acre in each District.	General Abstract of particulars.
Jph. Barton	...	Boorowa	600	...	1 7 6	...	...	Annual.	3¼ farthings.	
Edmd. Slattery	...	,,	480	...	1 10 0	...	...			
Thos. Ryan	...	,,	240	...	1 0 0	...	...			
Wm. Rosewarn	...	,,	240	...	1 0 0	...	...			
Richd. Anthoney	...	,,	120	...	1 0 0	...	...			
Jas. Murray, junr.	...	,,	360	...	1 2 6	...	...			
Jas. Murray	...	,,	120	...	1 0 0	...	...			
Arthur Clayton	...	,,	120	...	1 0 0	...	...			
Jno. Newham	...	,,	120	...	1 0 0	...	...			
Geo. Wilson	...	,,	613	...	1 18 4	...	...			
Margt. Slattery	...	,,	480	...	1 10 0	...	...			
Mary Slattery	...	,,	360	...	1 2 6	...	...			
Roger Bourke	...	,,	120	...	1 0 0	...	...			
Geo. Frost	...	,,	360	...	1 2 6	...	...			
R. M. Campbell	...	,,	960	...	3 0 0	...	...			
,,	...	,,	960	...	3 0 0	...	...			
Frdk. Tooth	...	Bega	640	...	2 0 0	...	...			
,,	...	,,	960	...	3 0 0	...	...			
C. T. Stiles & Co.	...	,,	640	...	2 0 0	...	...			
Wm. Tandy	...	,,	960	...	3 0 0	...	...			
Wm. Law	...	,,	816	...	2 11 0	...	...			
Jas. Dunn	...	,,	120	...	1 0 0	...	...			
Thos. Mitchell	...	,,	270	...	1 0 0	...	...			
Wm. Dawson	...	,,	340	...	1 1 4	...	...			
Geo. Meake	...	,,	525	...	1 12 10	...	...			
Wm. Condon	...	,,	1,590	...	4 19 5	...	...			
Jno. Ashford	...	Brisbane Water...	300	...	1 0 0	...	...			
Thos. Barnes	...	,,	120	...	1 0 0	...	...			
,,	...	,,	120	...	1 0 0	...	...			
G. P. Bowman	...	,,	250	...	1 0 0	...	...			
Wm. Caslie	...	,,	135	...	1 0 0	...	...			
,,	...	,,	486	...	1 10 0	...	...			
Dld. Cameron	...	,,	600	...	1 17 6	...	...			
,,	...	,,	150	...	1 0 0	...	...			
M. Edwards	...	,,	246	...	1 0 0	...	...			
Hy. Hayne	...	,,	300	...	1 0 0	...	...			
Wm. Hayne	...	,,	360	...	1 2 6	...	...			
Jno. Miller	...	,,	600	...	1 17 6	...	...			
Matt. Miller	...	,,	423	...	1 6 6	...	...			
,,	...	,,	177	...	1 0 0	...	...			
,,	...	,,	312	...	1 0 0	...	...			
D. H. Murray	...	,,	300	...	1 0 0	...	...			
Dnld. M'Intyre	...	,,	510	...	1 11 11	...	...			
Hugh M'Intyre	...	,,	480	...	1 10 0	...	...			
Jno. M'Namara	...	,,	270	...	1 0 0	...	...			
W. Pinkerton	...	,,	120	...	1 0 0	...	...			
Thos. Spencer	...	,,	480	...	1 10 0	...	...			
,,	...	,,	297	...	1 0 0	...	...			
,,	...	,,	100	...	1 0 0	...	...			
,,	...	,,	240	...	1 0 0	...	...			
Jas. Wharton	...	,,	267	...	1 0 0	...	...			
M. Wilkinson	...	,,	249	...	1 0 0	...	...			
Sloper Cox	...	,,	180	...	1 0 0	...	...			
Thos. Hindmarsh	...	,,	540	...	1 13 10	...	...			
,,	...	,,	300	...	1 0 0	...	...			
Duncn. M'Coll	...	,,	150	...	1 0 0	...	...			
Jno. Campbell	...	,,	300	...	1 0 0	...	...			
Jph. Lees	...	,,	320	...	1 0 0	...	...			
,,	...	,,	120	...	1 0 0	...	...			
Mel. Smith	...	,,	138	...	1 0 0	...	...			
Jas. M. Holland	...	,,	120	...	1 0 0	...	...			
A. and W. Busby	...	Cassilis	800	...	2 10 0	...	...		3 farthings.	
,,	...	,,	640	...	2 0 0	...	...			
,,	...	,,	750	...	2 6 11	...	...		1d. ¼ farthing.	
,,	...	,,	640	...	2 0 0	...	...			
,,	...	,,	640	...	2 0 0	...	...			
,,	...	,,	640	...	2 0 0	...	...			
,,	...	,,	640	...	2 0 0	...	...			
,,	...	,,	640	...	2 0 0	...	...			
,,	...	,,	640	...	2 0 0	...	...			
,,	...	,,	640	...	2 0 0	...	...			
,,	...	,,	640	...	2 0 0	...	...			
,,	...	,,	800	...	2 10 0	...	...			
,,	...	,,	800	...	2 10 0	...	...			
,,	...	,,	800	...	2 10 0	...	...			
,,	...	,,	800	...	2 10 0	...	...			
,,	...	,,	800	...	2 10 0	...	...			
J. B. Bettington	...	,,	640	...	2 0 0	...	...			
,,	...	,,	640	...	2 0 0	...	...			
,,	...	,,	800	...	2 10 0	...	...			
,,	...	,,	800	...	2 10 0	...	...			
,,	...	,,	640	...	2 0 0	...	...			
,,	...	,,	640	...	2 0 0	...	...			

Name of Lessee.	Name of Run.	Name of District.	Actual Area.	Estimated Carrying Capacity of Run.	Annual Rental. £ s. d.	Old Rental and Assessment.	Date of present Tenure.	Year of Expiration of present Lease.	Average Rental per Acre in each District.	General Abstract of particulars.
J. B. Bettington	...	Cassilis	640	...	2 0 0	...	...	Annual.	3 farthings.	
,,	...	,,	640	...	2 0 0	...	...			
,,	...	,,	640	...	2 0 0	...	...			
,,	...	,,	640	...	2 0 0	...	...			
,,	...	,,	1,150	...	3 12 0	...	...			
,,	...	,,	1,100	...	3 9 0	...	...			
,,	...	,,	640	...	2 0 0	...	...			
,,	...	,,	640	...	2 0 0	...	...			
,,	...	,,	640	...	2 0 0	...	...			
,,	...	,,	640	...	2 0 0	...	...			
,,	...	,,	1,200	...	3 15 0	...	...			
,,	...	,,	1,200	...	3 15 0	...	...			
Rebecca Bettington	...	,,	640	...	2 0 0	...	...			
,,	...	,,	640	...	2 0 0	...	...			
,,	...	,,	1,140	...	3 11 3	...	...			
,,	...	,,	640	...	2 0 0	...	...			
R. Bettington and S. M. Langley	...	,,	640	...	2 0 0	...	...			
E. and A. Bowman	...	,,	640	...	2 0 0	...	...			
,,	...	,,	640	...	2 0 0	...	...			
,,	...	,,	640	...	2 0 0	...	...			
,,	...	,,	640	...	2 0 0	...	...			
,,	...	,,	640	...	2 0 0	...	...			
,,	...	,,	810	...	2 10 8	...	...			
,,	...	,,	640	...	2 0 0	...	...			
,,	...	,,	640	...	2 0 0	...	...			
,,	...	,,	640	...	2 0 0	...	...			
,,	...	,,	640	...	2 0 0	...	...			
,,	...	,,	640	...	2 0 0	...	...			
,,	...	,,	920	...	2 17 8	...	...			
,,	...	,,	640	...	2 0 0	...	...			
,,	...	,,	640	...	2 0 0	...	...			
,,	...	,,	640	...	2 0 0	...	...			
,,	...	,,	640	...	2 0 0	...	...			
,,	...	,,	640	...	2 0 0	...	...			
,,	...	,,	640	...	2 0 0	...	...			
,,	...	,,	640	...	2 0 0	...	...			
,,	...	,,	640	...	2 0 0	...	...			
,,	...	,,	640	...	2 0 0	...	...			
,,	...	,,	640	...	2 0 0	...	...			
,,	...	,,	640	...	2 0 0	...	...			
,,	...	,,	640	...	2 0 0	...	...			
,,	...	,,	640	...	2 0 0	...	...			
,,	...	,,	640	...	2 0 0	...	...			
,,	...	,,	640	...	2 0 0	...	...			
,,	...	,,	640	...	2 0 0	...	...			
,,	...	,,	640	...	2 0 0	...	...			
,,	...	,,	640	...	2 0 0	...	...			
,,	...	,,	640	...	2 0 0	...	...			
,,	...	,,	640	...	2 0 0	...	...			
,,	...	,,	640	...	2 0 0	...	...			
,,	...	,,	640	...	2 0 0	...	...			
,,	...	,,	640	...	2 0 0	...	...			
,,	...	,,	640	...	2 0 0	...	...			
,,	...	,,	640	...	2 0 0	...	...			
,,	...	,,	640	...	2 0 0	...	...			
,,	...	,,	640	...	2 0 0	...	...			
,,	...	,,	640	...	2 0 0	...	...			
,,	...	,,	640	...	2 0 0	...	...			
,,	...	,,	640	...	2 0 0	...	...			
,,	...	,,	640	...	2 0 0	...	...			
,,	...	,,	640	...	2 0 0	...	...			
,,	...	,,	640	...	2 0 0	...	...			
,,	...	,,	640	...	2 0 0	...	...			
,,	...	,,	640	...	2 0 0	...	...			
,,	...	,,	640	...	2 0 0	...	...			
,,	...	,,	640	...	2 0 0	...	...			
,,	...	,,	640	...	2 0 0	...	...			
,,	...	,,	640	...	2 0 0	...	...			
,,	...	,,	640	...	2 0 0	...	...			
,,	...	,,	640	...	2 0 0	...	...			
,,	...	,,	640	...	2 0 0	...	...			
,,	...	,,	640	...	2 0 0	...	...			
,,	...	,,	640	...	2 0 0	...	...			
A. and W. Busby	...	,,	960	...	3 0 0	...	...			
,,	...	,,	1,140	...	3 11 4	...	...			
,,	...	,,	1,000	...	3 2 6	...	...			
,,	...	,,	640	...	2 0 0	...	...			
,,	...	,,	640	...	2 0 0	...	...			
,,	...	,,	640	...	2 0 0	...	...			
,,	...	,,	640	...	2 0 0	...	...			
,,	...	,,	640	...	2 0 0	...	...			
,,	...	,,	640	...	2 0 0	...	...			
,,	...	,,	960	...	3 0 0	...	...			
,,	...	,,	640	...	2 0 0	...	...			
,,	...	,,	640	...	2 0 0	...	...			
,,	...	,,	640	...	2 0 0	...	...			
,,	...	,,	640	...	2 0 0	...	...			
,,	...	,,	800	...	2 10 0	...	...			
,,	...	,,	900	...	2 16 3	...	...			
,,	...	,,	640	...	2 0 0	...	...			
,,	...	,,	640	...	2 0 0	...	...			
,,	...	,,	640	...	2 0 0	...	...			
,,	...	,,	640	...	2 0 0	...	...			
,,	...	,,	640	...	2 0 0	...	...			
J. B. Bettington, Trustees of	...	,,	640	...	2 0 0	...	...			
,,	...	,,	640	...	2 0 0	...	...			
,,	...	,,	640	...	2 0 0	...	...			
,,	...	,,	640	...	2 0 0	...	...			
,,	...	,,	640	...	2 0 0	...	...			
,,	...	,,	800	...	2 10 0	...	...			
,,	...	,,	640	...	2 0 0	...	...			
,,	...	,,	1,000	...	3 2 6	...	...			
,,	...	,,	640	...	2 0 0	...	...			
,,	...	,,	640	...	2 0 0	...	...			
,,	...	,,	640	...	2 0 0	...	...			
,,	...	,,	750	...	2 7 0	...	...			
J. B. Bettington and G. Stabler	...	,,	640	...	2 0 0	...	...			
,,	...	,,	640	...	2 0 0	...	...			
,,	...	,,	640	...	2 0 0	...	...			

Name of Lessee.	Name of Run.	Name of District.	Actual Area.	Estimated Carrying Capacity of Run.	Annual Rental. £ s. d.	Old Rental and Assessment.	Date of present Tenure.	Year of Expiration of present Lease.	Average Rental per Acre in each District.	General Abstract of particulars.
J. B. Bettington and G. Stabler.	...	Cassilis	640	...	2 0 0	...	...			
"	...	"	640	...	2 0 0	...	...			
"	...	"	700	...	2 3 9	...	...			
"	...	"	700	...	2 3 9	...	...			
"	...	"	960	...	3 0 0	...	...			
"	...	"	960	...	3 0 0	...	...			
"	...	"	640	...	2 0 0	...	...			
"	...	"	640	...	2 0 0	...	...			
"	...	"	640	...	2 0 0	...	...			
"	...	"	640	...	2 0 0	...	...			
"	...	"	640	...	2 0 0	...	...			
"	...	"	640	...	2 0 0	...	...			
"	...	"	640	...	2 0 0	...	...			
"	...	"	960	...	3 0 0	...	...			
"	...	"	640	...	2 0 0	...	...			
"	...	"	640	...	2 0 0	...	...			
"	...	"	640	...	2 0 0	...	...			
"	...	"	640	...	2 0 0	...	...			
"	...	"	640	...	2 0 0	...	...			
"	...	"	640	...	2 0 0	...	...			
"	...	"	640	...	2 0 0	...	...			
Chas. Blaxland.....	...	"	640	...	2 0 0	...	...			
"	...	"	640	...	2 0 0	...	...			
"	...	"	640	...	2 0 0	...	...			
"	...	"	640	...	2 0 0	...	...			
"	...	"	640	...	2 0 0	...	...			
"	...	"	640	...	2 0 0	...	...			
"	...	"	640	...	2 0 0	...	...			
"	...	"	1,100	...	3 8 9	...	...			
"	...	"	750	...	2 13 2	...	...			
"	...	"	850	...	2 10 11	...	...			
"	...	"	780	...	2 8 9	...	...			
Caroline and John Busby	...	"	640	...	2 0 0	...	...			
"	...	"	640	...	2 0 0	...	...			
"	...	"	1,220	...	3 3 10	...	...			
"	...	"	640	...	2 0 0	...	...			
"	...	"	640	...	2 0 0	...	...			
"	...	"	640	...	2 0 0	...	...			
"	...	"	640	...	2 0 0	...	...			
"	...	"	1,240	...	3 17 8	...	...			
"	...	"	640	...	2 0 0	...	...			
"	...	"	640	...	2 0 0	...	...			
"	...	"	640	...	2 0 0	...	...			
"	...	"	640	...	2 0 0	...	...			
E. & A. Bowman.....	...	"	640	...	2 0 0	...	...			
"	...	"	640	...	2 0 0	...	...			
"	...	"	800	...	2 10 0	...	...			
"	...	"	960	...	3 0 0	...	...			
"	...	"	640	...	2 0 0	...	...			
"	...	"	820	...	2 11 3	...	...			
"	...	"	640	...	2 0 0	...	...			
"	...	"	850	...	2 13 2	...	...			
Clive & Hamilton.....	...	"	1,194	...	3 14 9	...	...			
"	...	"	920	...	2 17 8	...	...			
"	...	"	900	...	2 16 4	...	...			
"	...	"	640	...	2 0 0	...	...			
"	...	"	640	...	2 0 0	...	...			
"	...	"	640	...	2 0 0	...	...			
"	...	"	640	...	2 0 0	...	...			
"	...	"	640	...	2 0 0	...	...			
"	...	"	640	...	2 0 0	...	...			
"	...	"	640	...	2 0 0	...	...			
"	...	"	640	...	2 0 0	...	...			
"	...	"	640	...	2 0 0	...	...			
"	...	"	640	...	2 0 0	...	...			
"	...	"	640	...	2 0 0	...	...			
"	...	"	960	...	3 0 0	...	...			
"	...	"	800	...	2 10 0	...	...			
"	...	"	960	...	3 0 0	...	...			
"	...	"	800	...	2 10 0	...	...			
"	...	"	960	...	3 0 0	...	...			
"	...	"	640	...	2 0 0	...	...			
"	...	"	640	...	2 0 0	...	...			
"	...	"	640	...	2 0 0	...	...			
Clive, Hamilton, & Traill	...	"	640	...	2 0 0	...	...			
"	...	"	640	...	2 0 0	...	...			
"	...	"	640	...	2 0 0	...	...			
"	...	"	640	...	2 0 0	...	...	Annual.	3 farthings.	

Name of Lessee.	Name of Run.	Name of District.	Actual Area.	Estimated Carrying Capacity of Run.	Annual Rental. £ s. d.	Old Rental and Assessment.	Date of present Tenure.	Year of Expiration of present Lease.	Average Rental per acre in each District.	General Abstract of particulars.
Clive, Hamilton, & Traill	...	Cassilis	900	...	2 16 3	...	...	Annual.	3 farthings.	
"	...	"	900	...	2 16 3	...	...			
"	...	"	640	...	2 0 0	...	...			
"	...	"	640	...	2 0 0	...	...			
"	...	"	750	...	2 6 10	...	...			
"	...	"	960	...	3 0 0	...	...			
"	...	"	640	...	2 0 0	...	...			
"	...	"	640	...	2 0 0	...	...			
"	...	"	640	...	2 0 0	...	...			
"	...	"	640	...	2 0 0	...	...			
"	...	"	640	...	2 0 0	...	...			
"	...	"	640	...	2 0 0	...	...			
"	...	"	640	...	2 0 0	...	...			
"	...	"	640	...	2 0 0	...	...			
"	...	"	750	...	2 6 10	...	...			
"	...	"	900	...	2 16 4	...	...			
"	...	"	900	...	2 16 3	...	...			
"	...	"	900	...	2 16 3	...	...			
"	...	"	640	...	2 0 0	...	...			
"	...	"	640	...	2 0 0	...	...			
R. J. Traill	...	"	1,040	...	3 5 0	...	...			
"	...	"	1,180	...	3 14 0	...	...			
"	...	"	1,057	...	3 6 4	...	...			
"	...	"	740	...	2 6 4	...	...			
"	...	"	640	...	2 0 0	...	...			
"	...	"	1,478	...	4 12 8	...	...			
"	...	"	640	...	2 0 0	...	...			
"	...	"	640	...	2 0 0	...	...			
"	...	"	640	...	2 0 0	...	...			
"	...	"	640	...	2 0 0	...	...			
"	...	"	640	...	2 0 0	...	...			
"	...	"	640	...	2 0 0	...	...			
"	...	"	640	...	2 0 0	...	...			
"	...	"	640	...	2 0 0	...	...			
"	...	"	640	...	2 0 0	...	...			
"	...	"	640	...	2 0 0	...	...			
"	...	"	640	...	2 0 0	...	...			
"	...	"	800	...	2 10 0	...	...			
"	...	"	640	...	2 0 0	...	...			
"	...	"	640	...	2 0 0	...	...			
"	...	"	640	...	2 0 0	...	...			
Jas. Devoy	...	"	640	...	2 0 0	...	...			
"	...	"	640	...	2 0 0	...	...			
W. R. Elliott	...	"	640	...	2 0 0	...	...			
"	...	"	900	...	2 16 3	...	...			
"	...	"	900	...	2 16 3	...	...			
"	...	"	900	...	2 16 4	...	...			
R. M. Fitzgerald	...	"	700	...	2 3 10	...	...			
"	...	"	740	...	2 6 4	...	...			
"	...	"	1,000	...	3 2 8	...	...			
"	...	"	900	...	2 16 4	...	...			
"	...	"	640	...	2 0 0	...	...			
"	...	"	640	...	2 0 0	...	...			
"	...	"	640	...	2 0 0	...	...			
"	...	"	640	...	2 0 0	...	...			
"	...	"	640	...	2 0 0	...	...			
Edwd. Hamilton	...	"	640	...	2 0 0	...	...			
"	...	"	835	...	2 12 8	...	...			
"	...	"	906	...	2 17 0	...	...			
"	...	"	1,000	...	3 2 8	...	...			
"	...	"	1,000	...	3 2 8	...	...			
"	...	"	993	...	3 2 6	...	...			
"	...	"	1,053	...	3 5 8	...	...			
"	...	"	870	...	2 14 8	...	...			
"	...	"	1,200	...	3 15 0	...	...			
"	...	"	640	...	2 0 0	...	...			
"	...	"	640	...	2 0 0	...	...			
"	...	"	640	...	2 0 0	...	...			
"	...	"	640	...	2 0 0	...	...			
"	...	"	750	...	2 7 0	...	...			
"	...	"	640	...	2 0 0	...	...			
"	...	"	1,200	...	3 15 0	...	...			
"	...	"	1,250	...	3 18 4	...	...			
"	...	"	720	...	2 5 0	...	...			
"	...	"	1,150	...	3 12 0	...	...			
"	...	"	1,200	...	3 15 0	...	...			
"	...	"	1,000	...	3 2 8	...	...			
"	...	"	1,000	...	3 2 8	...	...			
"	...	"	1,164	...	3 13 4	...	...			
"	...	"	1,050	...	3 5 8	...	...			
"	...	"	950	...	2 19 8	...	...			
"	...	"	850	...	2 13 4	...	...			
"	...	"	640	...	2 0 0	...	...			

Name of Lessee.	Name of Run.	Name of District.	Actual Area.	Estimated Carrying Capacity of Run.	Annual Rental. £ s. d.	Old Rental and Assessment.	Date of present Tenure.	Year of Expiration of present Lease.	Average Rental per Acre in each District.	General Abstract of particulars.
Ewd. Hamilton	...	Cassilis	800	...	2 10 0	...	...	Annual.	3 farthings.	
"	...	"	640	...	2 0 0	...	...			
"	...	"	640	...	2 0 0	...	...			
"	...	"	640	...	2 0 0	...	...			
"	...	"	640	...	2 0 0	...	...			
"	...	"	640	...	2 0 0	...	...			
"	...	"	1,120	...	3 10 0	...	...			
"	...	"	640	...	2 0 0	...	...			
"	...	"	640	...	2 0 0	...	...			
"	...	"	640	...	2 0 0	...	...			
"	...	"	1,000	...	3 2 8	...	...			
"	...	"	720	...	2 5 0	...	...			
"	...	"	1,040	...	3 5 0	...	...			
"	...	"	640	...	2 0 0	...	...			
"	...	"	700	...	2 3 9	...	...			
"	...	"	640	...	2 0 0	...	...			
"	...	"	640	...	2 0 0	...	...			
"	...	"	640	...	2 0 0	...	...			
"	...	"	760	...	2 7 8	...	...			
"	...	"	640	...	2 0 0	...	..			
Joph. W. Hallen	...	"	640	...	2 0 0	...	...			
"	...	"	640	...	2 0 0	...	...			
"	...	"	640	...	2 0 0	...	...			
Thos. Head	...	"	800	...	2 10 0	...	...			
A. T. Jones	...	"	640	...	2 0 0	...	...			
"	...	"	640	...	2 0 0	...	...			
"	...	"	640	...	2 0 0	...	...			
"	...	"	640	...	2 0 0	...	...			
"	...	"	640	...	2 0 0	...	...			
"	...	"	640	...	2 0 0	...	...			
"	...	"	640	...	2 0 0	...	...			
"	...	"	640	...	2 0 0	...	...			
"	...	"	640	...	2 0 0	...	...			
R. M. Fitzgerald	...	"	640	...	2 0 0	...	...			
"	...	"	640	...	2 0 0	...	...			
"	...	"	640	...	2 0 0	...	...			
"	...	"	640	...	2 0 0	...	...			
"	...	"	640	...	2 0 0	...	...			
"	...	"	750	...	2 7 0	...	...			
"	...	"	640	...	2 0 0	...	...			
"	...	"	640	...	2 0 0	...	...			
"	...	"	640	...	2 0 0	...	...			
"	...	"	640	...	2 0 0	...	...			
"	...	"	640	...	2 0 0	...	...			
"	...	"	640	...	2 0 0	...	...			
"	...	"	640	...	2 0 0	...	...			
"	...	"	640	...	2 0 0	...	...			
"	...	"	640	...	2 0 0	...	...			
"	...	"	640	...	2 0 0	...	...			
"	...	"	640	...	2 0 0	...	...			
"	...	"	640	...	2 0 0	...	...			
"	...	"	640	...	2 0 0	...	...			
"	...	"	640	...	2 0 0	...	...			
"	...	"	640	...	2 0 0	...	...			
"	...	"	640	...	2 0 0	...	...			
"	...	"	640	...	2 0 0	...	...			
"	...	"	640	...	2 0 0	...	...			
"	...	"	640	...	2 0 0	...	...			
"	...	"	640	...	2 0 0	...	...			
"	...	"	640	...	2 0 0	...	...			
Thos. Knight	...	"	640	...	2 0 0	...	...			
Owen Lawless	...	"	960	...	3 0 0	...	...			
R. J. Traill	...	"	640	...	2 0 0	...	...			
"	...	"	1,000	...	3 2 6	...	...			
"	...	"	960	...	3 0 0	...	...			
Jno. Nevell	...	"	640	...	2 0 0	...	...			
"	...	"	640	...	2 0 0	...	...			
"	...	"	640	...	2 0 0	...	...			
Wm. Noble	...	"	800	...	2 10 0	...	...			
Caroline and J. Busby	...	"	640	...	2 0 0	...	...			
"	...	"	640	...	2 0 0	...	...			
"	...	"	640	...	2 0 0	...	...			
"	...	"	640	...	2 0 0	...	...			
"	...	"	640	...	2 0 0	...	...			
"	...	"	640	...	2 0 0	...	...			
"	...	"	640	...	2 0 0	...	...			
"	...	"	750	...	2 6 11	...	...			
"	...	"	750	...	2 6 11	...	...			
"	...	"	1,150	...	3 11 11	...	...			
"	...	"	640	...	2 0 0	...	...			
"	...	"	640	...	2 0 0	...	...			
"	...	"	640	...	2 0 0	...	...			
Chas. Blaxland	...	"	640	...	2 0 0	...	...			
"	...	"	640	...	2 0 0	...	...			
"	...	"	640	...	2 0 0	...	...			
"	...	"	640	...	2 0 0	...	...			
"	...	"	640	...	2 0 0	...	...			

Name of Lessee.	Name of Run.	Name of District.	Actual Area.	Estimated Carrying Capacity of Run.	Annual Rental. £ s. d.	Old Rental and Assessment.	Date of present Tenure.	Year of Expiration of present Lease.	Average Rental per Acre in each District.	General Abstract of particulars.
Chas. Blaxland	...	Cassilis	1,050	...	3 5 8	...	...	Annual.	3 farthings.	
"	...	"	1,070	...	3 7 0	...	...			
"	...	"	640	...	2 0 0	...	...			
"	...	"	640	...	2 0 0	...	...			
"	...	"	640	...	2 0 0	...	...			
"	...	"	640	...	2 0 0	...	...			
"	...	"	640	...	2 0 0	...	...			
"	...	"	640	...	2 0 0	...	...			
"	...	"	640	...	2 0 0	...	...			
"	...	"	640	...	2 0 0	...	...			
"	...	"	700	...	2 3 9	...	...			
"	...	"	1,000	...	3 2 6	...	...			
"	...	"	640	...	2 0 0	...	..			
"	...	"	640	...	2 0 0	...	...

Name of Lessee.	Name of Run.	Name of District.	Actual Area.	Estimated Carrying Capacity of Run.	Annual Rental. £ s. d.	Old Rental and Assessment.	Date of present Tenure.	Year of Expiration of present Lease.	Average Rental per Acre in each District.	General Abstract of particulars.
Clive, Hamilton, & Traill	...	Cassilis	680	...	2 2 6	...	...	Annual.	3 farthings.	
"	...	"	1,000	...	3 2 6	...	...			
"	...	"	800	...	2 10 0	...	...			
"	...	"	640	...	2 0 0	...	...			
"	...	"	640	...	2 0 0	...	...			
"	...	"	700	...	2 3 10	...	...			
"	...	"	927	...	2 18 0	...	...			
"	...	"	640	...	2 0 0	...	...			
"	...	"	850	...	2 13 2	...	...			
"	...	"	850	...	2 13 2	...	...			
"	...	"	960	...	3 0 0	...	...			
"	...	"	640	...	2 0 0	...	...			
"	...	"	800	...	2 10 0	...	...			
"	...	"	640	...	2 0 0	...	...			
"	...	"	960	...	3 0 0	...	...			
"	...	"	640	...	2 0 0	...	...			
"	...	"	800	...	2 10 0	...	...			
"	...	"	1,160	...	3 12 6	...	...			
"	...	"	640	...	2 0 0	...	...			
"	...	"	960	...	3 0 0	...	...			
"	...	"	850	...	2 13 2	...	...			
"	...	"	700	...	2 3 10	...	...			
"	...	"	640	...	2 0 0	...	...			
"	...	"	800	...	2 10 0	...	...			
"	...	"	700	...	2 3 10	...	...			
"	...	"	900	...	2 16 4	...	...			
"	...	"	900	...	2 16 4	...	...			
"	...	"	640	...	2 0 0	...	...			
"	...	"	1,150	...	3 11 10	...	...			
"	...	"	640	...	2 0 0	...	...			
"	...	"	1,150	...	3 11 10	...	...			
"	...	"	960	...	3 0 0	...	...			
"	...	"	700	...	2 3 10	...	...			
"	...	"	960	...	3 0 0	...	...			
"	...	"	1,000	...	3 2 6	...	...			
"	...	"	640	...	2 0 0	...	...			
"	...	"	640	...	2 0 0	...	...			
"	...	"	1,100	...	3 8 10	...	...			
"	...	"	640	...	2 0 0	...	...			
"	...	"	640	...	2 0 0	...	...			
"	...	"	640	...	2 0 0	...	...			
"	...	"	640	...	2 0 0	...	...			
"	...	"	960	...	3 0 0	...	...			
"	...	"	960	...	3 0 0	...	...			
"	...	"	960	...	3 0 0	...	...			
"	...	"	640	...	2 0 0	...	...			
"	...	"	640	...	2 0 0	...	...			
"	...	"	640	...	2 0 0	...	...			
J. & T. Cooper	...	"	640	...	2 0 0	...	...			
"	...	"	640	...	2 0 0	...	...			
"	...	"	640	...	2 0 0	...	...			
"	...	"	640	...	2 0 0	...	...			
"	...	"	640	...	2 0 0	...	...			
"	...	"	640	...	2 0 0	...	...			
Dvd. Watt	...	"	648	...	2 0 6	...	...			
Jno. Blaxland & Geo. Stabler, Trustees of the late Wm. Lawson, senr.	...	"	1,920	...	6 0 0	...	...			
R. M. Fitzgerald	...	"	3,260	...	10 3 10	...	...			
"	...	"	3,520	...	11 0 0	...	...			
Wm. Leard	...	"	870	...	2 14 4	...	...			
Clive, Hamilton, and Traill	...	"	17,590	...	55 0 0	...	...			
Rowld. J. Traill	...	"	17,820	...	55 13 10	...	...			
E. & A. Bowman	...	"	640	...	2 0 0	...	...			
A. T. Jones	...	"	640	...	2 0 0	...	...			
Chas. Blaxland	...	"	800	...	2 10 0	...	...			
W. R. Elliott	...	"	640	...	2 0 0	...	...			
"	...	"	640	...	2 0 0	...	...			
E. J. Bowman	...	"	2,780	...	8 13 10	...	...			
R. Guildford	...	"	240	...	1 0 0	...	...			
"	...	"	120	...	1 0 0	...	...			
Wm. Braggett	...	"	240	...	1 0 0	...	...			
Christr. Ross	...	"	231	...	1 0 0	...	...			
Dvd. Spratford	...	"	360	...	1 2 6	...	...			
Allan M'Rae	...	"	240	...	1 0 0	...	...			
Archd. Makin	...	"	390	...	1 4 5	...	...			
Wm. R. Elliott	...	"	120	...	1 0 0	...	...			
"	...	"	120	...	1 0 0	...	...			
R. M. Fitzgerald	...	"	480	...	1 10 0	...	...			
Eneas Leane	...	"	300	...	1 0 0	...	...			
Wm. Deane	...	"	120	...	1 0 0	...	...			
W. R. Elliott	...	"	320	...	1 0 0	...	...			
"	...	"	360	...	1 2 6	...	...			
Dvd. Mason	...	"	240	...	1 0 0	...	...			
Jas. Lenox	...	"	240	...	1 0 0	...	...			
Robt. Byfield	...	"	120	...	1 0 0	...	...			

Name of Lessee.	Name of Run.	Name of District.	Actual Area.	Estimated Carrying Capacity of Run.	Annual Rental. £ s. d.	Old Rental and Assessment.	Date of present Tenure.	Year of Expiration of present Lease.	Average Rental per Acre in each District.	General Abstract of particulars.
Robt. Byfield	...	Cassilis	120	...	1 0 0	...	...	Annual.	3 farthings.	
,,	...	,,	120	...	1 0 0	...	...			
W. R. Elliott	...	,,	121	...	1 0 0	...	...			
Saml. Sadler	...	,,	120	...	1 0 0	...	...			
,,	...	,,	120	...	1 0 0	...	...			
Jas. Lennox	...	,,	360	...	1 2 6	...	...			
R. F. Fitzgerald	...	,,	240	...	1 0 0	...	...			
J. Deane	...	,,	300	...	1 0 0	...	...			
,,	...	,,	414	...	1 5 11	...	...			
,,	...	,,	120	...	1 0 0	...	...			
Jas. Devoy	...	,,	429	...	1 6 10	...	...			
Wm. Dean	...	,,	522	...	1 12 8	...	...			
W. R. Elliott	...	,,	468	...	1 9 4	...	...			
,,	...	,,	480	...	1 10 0	...	...			
,,	...	,,	600	...	1 17 6	...	...			
,,	...	,,	348	...	1 1 9	...	...			
,,	...	,,	300	...	1 0 0	...	...			
,,	...	,,	480	...	1 10 0	...	...			
,,	...	,,	576	...	1 16 0	...	...			
,,	...	,,	120	...	1 0 0	...	...			
Wm. Head	...	,,	150	...	1 0 0	...	...			
,,	...	,,	240	...	1 0 0	...	...			
,,	...	,,	300	...	1 0 0	...	...			
Robt. Warrell	...	,,	300	...	1 0 0	...	...			
Ewd. Bishop	...	,,	270	...	1 0 0	...	...			
Philip Weis	...	,,	249	...	1 0 0	...	...			
Peter Weis	...	,,	480	...	1 10 0	...	...			
A. T. Jones	...	,,	480	...	1 10 0	...	...			
E. B. Waterford	...	,,	360	...	1 2 6	...	...			
H. J. Waterford	...	,,	360	...	1 2 6	...	...			
,,	...	,,	120	...	1 0 0	...	...			
,,	...	,,	120	...	1 0 0	...	...			
,,	...	,,	120	...	1 0 0	...	...			
,,	...	,,	120	...	1 0 0	...	...			
Wm. Waterford	...	,,	360	...	1 2 6	...	...			
Nicholas Seis	...	,,	120	...	1 0 0	...	...			
Wm. M'Master	...	,,	120	...	1 0 0	...	...			
Robt. Reilly	...	Camden	780	...	2 8 10	...	...			
E. & W. Fieldhouse	...	,,	750	...	2 6 10	...	...			
Byrne & Royr	...	,,	3,200	...	10 0 0	...	...			
Willm. Dennis	...	,,	2,010	...	6 5 8	...	...			
Ewd. Smith	...	,,	96	...	1 0 0	...	...			
Ptk. Martin	...	,,	320	...	1 0 0	...	...			
,,	...	,,	310	...	1 0 0	...	...			
Wm. Wonson	...	,,	150	...	1 0 0	...	...			
Thos. Brennan	...	,,	374	...	1 3 5	...	...			
Jas. Hunt	...	,,	270	...	1 0 0	...	...			
Jno. Best	...	,,	120	...	1 0 0	...	...			
Wm. Marsden	...	,,	75	...	1 0 0	...	...			
Hry. Dunn	...	,,	120	...	1 0 0	...	...			
Jas. Thompson	...	,,	120	...	1 0 0	...	...			
Hry. Shadforth	...	,,	320	...	1 0 0	...	...			
Wm. Jno. Gibson	...	,,	270	...	1 0 0	...	...			
Cathe. Quig	...	,,	213	...	1 0 0	...	...			
Ewd. Smith	...	,,	96	...	1 0 0	...	...			
Jno. Dudley	...	,,	320	...	1 0 0	...	...			
Jno. Lakeman	...	,,	300	...	1 0 0	...	...			
Ewd. Murphy	...	,,	450	...	1 8 2	...	...		3¾ farthings.	
,,	...	,,	222	...	1 0 0	...	...			
Wm. Jinks	...	,,	300	...	1 0 0	...	...			
Wm. Murray, jun.	...	,,	150	...	1 0 0	...	...			
W. J. Cranfield	...	,,	120	...	1 0 0	...	...			
Ptk. Eagan	...	,,	240	...	1 0 0	...	...			
Jph. Burrell	...	,,	105	...	1 0 0	...	...			
Wm. Welling	...	,,	195	...	1 0 0	...	...			
Jno. Martin	...	,,	120	...	1 0 0	...	...			
Jno. Gandry	...	,,	120	...	1 0 0	...	...			
Jas. Moore	...	,,	90	...	1 0 0	...	...			
C. F. Meurant	...	,,	240	...	1 0 0	...	...			
Ewd. Murphy	...	,,	305	...	1 0 0	...	...			
Robt. Hamilton	...	,,	456	...	1 8 6	...	...			
M. Hayes	...	,,	320	...	1 0 0	...	...			
Thos. Harwood	...	,,	150	...	1 0 0	...	...			
Jas. Furlong	...	,,	120	...	1 0 0	...	...			
Cathe. Cuthel	...	,,	188	...	1 0 0	...	...			
Wm. Dennis	...	,,	96	...	1 0 0	...	...			
,,	...	,,	90	...	1 0 0	...	...			
Jno. Dudley	...	,,	270	...	1 0 0	...	...			
Jas. Marsh	...	,,	183	...	1 0 0	...	...			
Pk. Hockhut	...	,,	120	...	1 0 0	...	...			
Thos. H. Randall	...	,,	150	...	1 0 0	...	...			
Hry. Shadforth	...	,,	204	...	1 0 0	...	...			
Sml. Blackman	...	Carcoar	640	...	2 0 0	...	...			
,,	...	,,	850	...	2 13 2	...	...		3 farthings.	

Name of Lessee.	Name of Run.	Name of District.	Actual Area.	Estimated Carrying Capacity of Run.	Annual Rental. £ s. d.	Old Rental and Assessment.	Date of present Tenure.	Year of Expiration of present Lease.	Average Rental per Acre in each District.	General Abstract of particulars.
Sml. Blackman	...	Carcoar	640	...	2 0 0	...	...	Annual.	3 farthings.	
"	...	"	996	...	3 2 4	...	...			
Nathnl. Connolly	...	"	640	...	2 0 0	...	...			
C. W. Croaker	...	"	1,050	...	3 5 8	...	...			
"	...	"	1,050	...	3 5 8	...	...			
"	...	"	1,050	...	3 5 8	...	...			
"	...	"	960	...	3 0 0	...	...			
"	...	"	700	...	2 3 9	...	...			
"	...	"	800	...	2 10 0	...	...			
"	...	"	960	...	3 0 0	...	...			
Clements and Hammond	...	"	960	...	3 0 0	...	...			
"	...	"	640	...	2 0 0	...	...			
"	...	"	640	...	2 0 0	...	...			
Benjn. Clements	...	"	700	...	2 3 9	...	...			
"	...	"	640	...	2 0 0	...	...			
"	...	"	640	...	2 0 0	...	...			
Wm. Glasson	...	"	640	...	2 0 0	...	...			
"	...	"	640	...	2 0 0	...	...			
Chas. Hearne	...	"	640	...	2 0 0	...	...			
"	...	"	640	...	2 0 0	...	...			
"	...	"	640	...	2 0 0	...	...			
Thos. Icely	...	"	640	...	2 0 0	...	...			
"	...	"	640	...	2 0 0	...	...			
"	...	"	640	...	2 0 0	...	...			
"	...	"	640	...	2 0 0	...	...			
"	...	"	640	...	2 0 0	...	...			
"	...	"	640	...	2 0 0	...	...			
"	...	"	640	...	2 0 0	...	...			
"	...	"	640	...	2 0 0	...	...			
"	...	"	640	...	2 0 0	...	...			
"	...	"	640	...	2 0 0	...	...			
"	...	"	640	...	2 0 0	...	...			
"	...	"	640	...	2 0 0	...	...			
"	...	"	640	...	2 0 0	...	...			
"	...	"	640	...	2 0 0	...	...			
"	...	"	640	...	2 0 0	...	...			
"	...	"	640	...	2 0 0	...	...			
"	...	"	800	...	2 10 0	...	...			
"	...	"	640	...	2 0 0	...	...			
"	...	"	640	...	2 0 0	...	...			
"	...	"	1,000	...	3 2 6	...	...			
"	...	"	1,000	...	3 2 6	...	...			
"	...	"	1,000	...	3 2 6	...	...			
"	...	"	952	...	2 19 6	...	...			
"	...	"	640	...	2 0 0	...	...			
"	...	"	640	...	2 0 0	...	...			
"	...	"	640	...	2 0 0	...	...			
"	...	"	640	...	2 0 0	...	...			
"	...	"	640	...	2 0 0	...	...			
"	...	"	640	...	2 0 0	...	...			
"	...	"	640	...	2 0 0	...	...			
"	...	"	640	...	2 0 0	...	...			
"	...	"	640	...	2 0 0	...	...			
"	...	"	640	...	2 0 0	...	...			
"	...	"	640	...	2 0 0	...	...			
"	...	"	640	...	2 0 0	...	...			
"	...	"	640	...	2 0 0	...	...			
"	...	"	640	...	2 0 0	...	...			
"	...	"	640	...	2 0 0	...	...			
Wm. Lawson, senr.	...	"	1,200	...	3 15 0	...	...			
"	...	"	1,000	...	3 2 6	...	...			
"	...	"	640	...	2 0 0	...	...			
"	...	"	640	...	2 0 0	...	...			
"	...	"	640	...	2 0 0	...	...			
"	...	"	640	...	2 0 0	...	...			
"	...	"	1,200	...	3 15 0	...	...			
Andw. Lynch	...	"	900	...	2 16 4	...	...			
"	...	"	640	...	2 0 0	...	...			
"	...	"	640	...	2 0 0	...	...			
Chas. M'Phillamy	...	"	640	...	2 0 0	...	...			
"	...	"	640	...	2 0 0	...	...			
"	...	"	900	...	2 16 3	...	...			
"	...	"	1,050	...	3 5 8	...	...			
"	...	"	640	...	2 0 0	...	...			
"	...	"	640	...	2 0 0	...	...			
"	...	"	750	...	2 7 0	...	...			
"	...	"	960	...	3 0 0	...	...			
"	...	"	640	...	2 0 0	...	...			
"	...	"	640	...	2 0 0	...	...			
"	...	"	699	...	2 3 9	...	...			
"	...	"	670	...	2 1 11	...	...			
Jno. M'Phillamy	...	"	640	...	2 0 0	...	...			
"	...	"	960	...	3 0 0	...	...			
"	...	"	640	...	2 0 0	...	...			

Name of Lessee.	Name of Run.	Name of District.	Actual Area.	Estimated Carrying Capacity of Run.	Annual Rental. £ s. d.	Old Rental and Assessment.	Date of present Tenure.	Year of Expiration of present Lease.	Average Rental per Acre in each District.	General Abstract of particulars.
Jno. M'Phillamy	...	Carcoar	900	...	2 16 3	...	...			
"	...	"	960	...	3 0 0	...	...			
"	...	"	640	...	2 0 0	...	...			
"	...	"	640	...	2 0 0	...	...			
Chas. S. Oakes	...	"	1,150	...	3 12 0	...	...			
"	...	"	640	...	2 0 0	...	...			
"	...	"	640	...	2 0 0	...	...			
"	...	"	960	...	3 0 0	...	...			
Hry. Rotton	...	"	640	...	2 0 0	...	...			
W. M. Rothery	...	"	640	...	2 0 0	...	...			
"	...	"	640	...	2 0 0	...	...			
"	...	"	640	...	2 0 0	...	...			
"	...	"	640	...	2 0 0	...	...			
"	...	"	800	...	2 10 0	...	...			
"	...	"	800	...	2 10 0	...	...			
"	...	"	640	...	2 0 0	...	...			
"	...	"	640	...	2 0 0	...	...			
"	...	"	640	...	2 0 0	...	...			
"	...	"	1,260	...	3 19 0	...	...			
"	...	"	1,400	...	4 7 6	...	...			
"	...	"	1,000	...	3 2 6	...	...			
"	...	"	640	...	2 0 0	...	...			
"	...	"	640	...	2 0 0	...	...			
"	...	"	640	...	2 0 0	...	...			
"	...	"	640	...	2 0 0	...	...			
"	...	"	1,000	...	3 2 6	...	...			
"	...	"	960	...	3 0 0	...	...			
"	...	"	640	...	2 0 0	...	...			
"	...	"	864	...	2 14 4	...	...			
"	...	"	640	...	2 0 0	...	...			
"	...	"	640	...	2 0 0	...	...			
"	...	"	640	...	2 0 0	...	...			
"	...	"	640	...	2 0 0	...	...			
"	...	"	850	...	2 13 4	...	...			
"	...	"	1,100	...	3 8 10	...	...			
"	...	"	640	...	2 0 0	...	...			
"	...	"	900	...	2 16 3	...	...			
"	...	"	640	...	2 0 0	...	...			
"	...	"	800	...	2 10 0	...	...			
"	...	"	640	...	2 0 0	...	...			
"	...	"	640	...	2 0 0	...	...			
"	...	"	640	...	2 0 0	...	...			
"	...	"	640	...	2 0 0	...	...			
"	...	"	640	...	2 0 0	...	...			
"	...	"	750	...	2 7 0	...	...			
"	...	"	640	...	2 0 0	...	...			
"	...	"	640	...	2 0 0	...	...			
"	...	"	640	...	2 0 0	...	...			
"	...	"	640	...	2 0 0	...	...			
"	...	"	640	...	2 0 0	...	...			
"	...	"	640	...	2 0 0	...	...			
"	...	"	640	...	2 0 0	...	...			
"	...	"	640	...	2 0 0	...	...			
"	...	"	640	...	2 0 0	...	...			
"	...	"	640	...	2 0 0	...	...			
"	...	"	640	...	2 0 0	...	...			
"	...	"	700	...	2 3 9	...	...			
Jas. Sloan	...	"	640	...	2 0 0	...	...			
"	...	"	640	...	2 0 0	...	...			
"	...	"	640	...	2 0 0	...	...			
"	...	"	640	...	2 0 0	...	...			
"	...	"	640	...	2 0 0	...	...			
"	...	"	640	...	2 0 0	...	...			
"	...	"	640	...	2 0 0	...	...			
J. J. Sloan	...	"	640	...	2 0 0	...	...			
"	...	"	640	...	2 0 0	...	...			
"	...	"	640	...	2 0 0	...	...			
"	...	"	816	...	2 11 0	...	...			
Bernard Stimpson	...	"	800	...	2 10 0	...	...			
A. R. West	...	"	1,050	...	3 5 8	...	...			
"	...	"	640	...	2 0 0	...	...			
"	...	"	850	...	2 13 2	...	...			
"	...	"	640	...	2 0 0	...	...			
"	...	"	640	...	2 0 0	...	...			
"	...	"	750	...	2 6 7	...	...			
"	...	"	750	...	2 6 7	...	...			
"	...	"	1,100	...	3 8 9	...	...			
Alex. Kinghorne	...	"	960	...	3 0 0	...	...			
Thos. J. Lawson	...	"	700	...	2 3 9	...	...			
"	...	"	750	...	2 7 0	...	...			
"	...	"	640	...	2 0 0	...	...			
"	...	"	1,050	...	3 5 8	...	...			
Jno. London	...	"	750	...	2 7 0	...	...			

Annual.

3 farthings.

Name of Lessee.	Name of Run.	Name of District.	Actual Area.	Estimated Carrying Capacity of Run.	Annual Rental. £ s. d.	Old Rental and Assessment.	Date of present Tenure.	Year of Expiration of present Lease.	Average Rental per Acre in each District.	General Abstract of particulars.
Jno. London	...	Carcoar	1,100	...	3 8 10	...	...			
"	...	"	1,280	...	4 0 0	...	...			
"	...	"	735	...	2 6 0	...	...			
"	...	"	800	...	2 10 0	...	...			
Jas. Newell	...	"	1,200	...	3 15 0	...	...			
Jno. M'Kenzie	...	"	850	...	2 13 2	...	...			
"	...	"	850	...	2 13 2	...	...			
Chas. M'Phillamy	...	"	640	...	2 0 0	...	...			
"	...	"	640	...	2 0 0	...	...			
Ptr. M'Kellar	...	"	640	...	2 0 0	...	...			
Jas. L. Cobb	...	"	700	...	2 3 9	...	...			
"	...	"	700	...	2 3 9	...	...			
Jph. Smith	...	"	700	...	2 3 9	...	...			
"	...	"	700	...	2 3 9	...	...			
"	...	"	800	...	2 10 0	...	...			
T. H. West	...	"	640	...	2 0 0	...	...			
"	...	"	640	...	2 0 0	...	...			
"	...	"	640	...	2 0 0	...	...			
"	...	"	640	...	2 0 0	...	...			
"	...	"	1,200	...	3 15 0	...	...			
"	...	"	640	...	2 0 0	...	...			
"	...	"	1,150	...	3 11 11	...	...			
"	...	"	640	...	2 0 0	...	...			
Wm. Tom	...	"	640	...	2 0 0	...	...			
"	...	"	655	...	2 1 0	...	...			
"	...	"	640	...	2 0 0	...	...			
Jno. Laverty	...	"	640	...	2 0 0	...	...			
"	...	"	640	...	2 0 0	...	...			
"	...	"	640	...	2 0 0	...	...			
Sml. Smith	...	"	640	...	2 0 0	...	...			
Thos. Hackney	...	"	816	...	2 11 0	...	...			
Jas. Grant	...	"	640	...	2 0 0	...	...			
Hry. Oliver	...	"	960	...	3 0 0	...	...			
"	...	"	1,040	...	3 5 0	...	...			
"	...	"	1,000	...	3 2 6	...	...			
Jno. Morrison	...	"	780	...	2 8 9	...	...			
Colin Henery	...	"	660	...	2 1 3	...	...			
Sml. Marsden	...	"	2,780	...	8 13 10	...	...			
Geo. Larnach	...	"	1,740	...	5 8 10	...	...			
Geo. and J. Chittendon	...	"	744	...	2 6 6	...	...			
Thos. A. Smith	...	"	1,280	...	4 0 0	...	...			
T. Arkell Smith	...	"	1,400	...	4 7 6	...	...			
Jno. Grant, senr.	...	"	2,978	...	8 5 8	...	...			
Jas. Jones	...	"	1,600	...	4 0 2	...	...			
Thos. Foote	...	"	1,760	...	5 10 0	...	...			
Willm. Fogg	...	"	675	...	2 2 3	...	...			
Chas. Icely	...	"	1,000	...	3 2 6	...	...			
Lewis Evans	...	"	859	...	2 13 10	...	...			
R. Atkins	...	"	348	...	1 1 9	...	...			
Jas. Begley	...	"	324	...	1 0 3	...	...			
"	...	"	201	...	1 0 0	...	...			
"	...	"	126	...	1 0 0	...	...			
"	...	"	132	...	1 0 0	...	...			
Sml. Blackman	...	"	207	...	1 0 0	...	...			
"	...	"	297	...	1 0 0	...	...			
"	...	"	186	...	1 0 0	...	...			
N. Connolly, junr.	...	"	320	...	1 0 0	...	...			
Ptk. Costello	...	"	435	...	1 7 3	...	...			
Wm. Fahey	...	"	120	...	1 0 0	...	...			
"	...	"	542	...	1 13 11	...	...			
"	...	"	90	...	1 0 0	...	...			
Jas. Flood, junr.	...	"	299	...	1 0 0	...	...			
Dvd. Howard	...	"	419	...	1 5 11	...	...			
"	...	"	69	...	1 0 0	...	...			
Jno. Hudson	...	"	375	...	1 3 6	...	...			
Wm. M. Rothery	...	"	219	...	1 0 0	...	...			
Jno. Toshack	...	"	459	...	1 8 9	...	...			
"	...	"	186	...	1 0 0	...	...			
"	...	"	480	...	1 10 0	...	...			
Jph. Smith	...	"	321	...	1 3 2	...	...			
"	...	"	408	...	1 5 6	...	...			
Jno. Wells	...	"	93	...	1 0 0	...	...			
"	...	"	102	...	1 0 0	...	...			
"	...	"	339	...	1 1 2	...	...			
Jas. Grant	...	"	426	...	1 6 8	...	...			
W. H. Green	...	"	120	...	1 0 0	...	...			
Jas. Begley	...	"	126	...	1 0 0	...	...			
"	...	"	422	...	1 6 5	...	...			
Hry. Osborne	...	"	194	...	1 0 0	...	...			
Wm. Morrison	...	"	249	...	1 0 0	...	...			
Robt. Bunting	...	"	255	...	1 0 0	...	...			
Geo. Rowlands	...	"	311	...	1 0 0	...	...			
Sarah Briggs	...	"	224	...	1 10 0	...	...			
Thos. Moss	...	"	90	...	1 0 0	...	...			

Annual.

3 farthings.

Name of Lessee.	Name of Run.	Name of District.	Actual Area.	Estimated Carrying Capacity of Run.	Annual Rental. £ s. d.	Old Rental and Assessment.	Date of present Tenure.	Year of Expiration of present Lease.	Average Rental per Acre in each District.	General Abstract of particulars.
Mathew M'Donald	...	Carcoar	111	...	1 0 0	...	...	Annual.	3¼ farthings.	
Thos. Hackney	...	,,	450	...	1 8 2	...	...			
,,	...	,,	300	...	1 0 0	...	...			
,,	...	,,	90	...	1 0 0	...	...			
Isaac Demster	...	,,	341	...	1 1 8	...	...			
Wm. Cather	...	,,	132	...	1 0 0	...	...			
Angus M'Innes	...	,,	150	...	1 0 0	...	...			
,,	...	,,	180	...	1 0 0	...	...			
Wm. M'Kenzie	...	,,	120	...	1 0 0	...	...			
,,	...	,,	180	...	1 0 0	...	...			
Kenneth M'Kenzie	...	,,	360	...	1 2 6	...	...			
,,	...	,,	115	...	1 0 0	...	...			
Benjn. Clements	...	,,	366	...	1 3 0	...	...			
,,	...	,,	318	...	1 0 0	...	...			
,,	...	,,	135	...	1 0 0	...	...			
,,	...	,,	219	...	1 0 0	...	...			
Chas. M'Phillamy	...	,,	249	...	1 0 0	...	...			
,,	...	,,	105	...	1 0 0	...	...			
,,	...	,,	378	...	1 3 6	...	...			
,,	...	,,	101	...	1 0 0	...	...			
Jno. Nicholls	...	,,	228	...	1 0 0	...	...			
Mcl. Dominick	...	,,	300	...	1 0 0	...	...			
Bernard Stimpson	...	,,	579	...	1 16 2	...	...			
Jas. L. Cobb	...	,,	510	...	1 12 0	...	...			
G. W. Hackney	...	,,	117	...	1 0 0	...	...			
Phillip Hanrahan	...	,,	108	...	1 0 0	...	...			
Jas. Lee	...	,,	240	...	1 0 0	...	...			
Ptk. O'Brien	...	,,	360	...	1 2 6	...	...			
Thos. Humphrey	...	,,	285	...	1 0 0	...	...			
Donld. Cameron	...	,,	120	...	1 0 0	...	...			
Frdk. O'Leary	...	,,	618	...	1 18 8	...	...			
Mcl. Halpin	...	,,	111	...	1 0 0	...	...			
Hry. Keip	...	,,	147	...	1 0 0	...	...			
Sml. Peisley	...	,,	120	...	1 0 0	...	...			
Hry. Snowden	...	,,	255	...	1 0 0	...	...			
Wm. King	...	,,	150	...	1 0 0	...	...			
Thos. Flood, junr.	...	,,	240	...	1 0 0	...	...			
Jno. Mills	...	,,	606	...	1 18 0	...	...			
Stphn. Alexander	...	,,	120	...	1 0 0	...	...			
Cs. W. Green	...	,,	144	...	1 0 0	...	...			
Ptk. M'Kellar	...	,,	320	...	1 0 0	...	...			
T. Arkell Smith	...	,,	84	...	1 0 0	...	...			
,,	...	,,	320	...	1 0 0	...	...			
Wm. Carturite	...	,,	222	...	1 0 0	...	...			
A. M'Inness	...	,,	300	...	1 0 0	...	...			
Jas. King	...	,,	120	...	1 0 0	...	...			
Jno. Boothman	...	,,	96	...	1 0 0	...	...			
Angus M'Inness	...	,,	174	...	1 0 0	...	...			
Jas. Hall	...	,,	339	...	1 1 2	...	...			
Sarah Peisley	...	,,	81	...	1 0 0	...	...			
Jno. Campbell	...	,,	120	...	1 0 0	...	...			
Isaac Fenton, senr.	...	,,	153	...	1 0 0	...	...			
Jas. Hall	...	,,	190	...	1 0 0	...	...			
Thos. Hilliar	...	,,	400	...	1 5 0	...	...			
Hry. Hearne	...	,,	150	...	1 0 0	...	...			
Jas. Hearne	...	,,	120	...	1 0 0	...	...			
Phillip Hogan	...	,,	126	...	1 0 0	...	...			
Thos. Humphrey	...	,,	240	...	1 0 0	...	...			
Jas. L. Cobb	...	,,	501	...	1 11 4	...	...			
Chas. Blyton, senr.	...	Cooma	960	...	3 0 0	...	...			
Geo. Wheatley	...	,,	960	...	3 0 0	...	...			
Wm. Blake	...	,,	660	...	2 1 4	...	...			
Hugh Stewart	...	,,	960	...	3 0 0	...	...			
Montgue. J. W. Battye	...	,,	960	...	3 0 0	...	...			
Wm. Kiss	...	,,	1,179	...	3 13 10	...	...			
Jas. Deegan	...	,,	960	...	3 0 0	...	...			
Mcl. Deegan	...	,,	960	...	3 0 0	...	...			
Jph. Woodcroft	...	,,	960	...	3 0 0	...	...			
Jno. Feilen	...	,,	960	...	3 0 0	...	...			
P. J. Clifford	...	,,	900	...	2 16 4	...	...			
Wm. Curtis	...	,,	640	...	2 0 0	...	...			
Wm. Shiels	...	,,	960	...	3 0 0	...	...			
,,	...	,,	960	...	3 0 0	...	...			
Ewd. Dodds	...	,,	840	...	2 12 6	...	...			
Robt. Sindell	...	,,	960	...	3 0 0	...	...			
Wm. Sindell	...	,,	960	...	3 0 0	...	...			
Johna. O'Mara	...	,,	960	...	3 0 0	...	...			
Thos. Goldby	...	,,	960	...	3 0 0	...	...			
Jno. Weston	...	,,	960	...	3 0 0	...	...			
Chas. Jardine	...	,,	960	...	3 0 0	...	...			
Ptr. O'Rourke	...	,,	921	...	2 17 8	...	...			
Dnl. O'Rourke	...	,,	960	...	3 0 0	...	...			
E. Coleman	...	,,	960	...	3 0 0	...	...			
Dnl. M'Gregor	...	,,	960	...	3 0 0	...	...			

Name of Lessee.	Name of Run.	Name of District.	Actual Area.	Estimated Carrying Capacity of Run.	Annual Rental. £ s. d.	Old Rental and Assessment.	Date of present Tenure.	Year of Expiration of present Lease.	Average Rental per Acre in each District.	General Abstract of particulars.
W. W. Beattie	...	Cooma	780	...	2 8 10	...	...			
A. & D. Ryrie	...	,,	640	...	2 0 0	...	...			
Ryrie, Bros.	...	,,	1,611	...	5 0 8	...	...			
Edwd. Higgens	...	,,	1,245	...	3 17 10	...	...			
Edwd. Shiels	...	,,	726	...	2 5 5	...	...			
Jas. Devereaux, junr.	...	,,	900	...	2 16 3	...	...			
Edwd. Devereaux	...	,,	900	...	2 16 3	...	...			
J. Litchfield	...	,,	960	...	3 0 0	...	...			
,,	...	,,	810	...	2 10 8	...	...			
Knth. M'Kenzie	...	,,	720	...	2 5 0	...	...			
T. O'Mara	...	,,	960	...	3 0 0	...	...			
,,	...	,,	900	...	2 16 3	...	...			
Jeremiah O'Mara	...	,,	960	...	3 0 0	...	...			
Archibald Reynolds	...	,,	960	...	3 0 0	...	...			
Joseph Hain	...	,,	960	...	3 0 0	...	...			
Geo. Hain	...	,,	960	...	3 0 0	...	...			
B. T. Smith	...	,,	960	...	3 0 0	...	...			
Andrew Butler	...	,,	960	...	3 0 0	...	...			
R. J. Smith	...	,,	960	...	3 0 0	...	...			
Jno. Welch	...	,,	960	...	3 0 0	...	...			
Wm. Jardine	...	,,	640	...	2 0 0	...	...			
Jno. M'Gregor	...	,,	960	...	3 0 0	...	...			
J. Leatherbarrow	...	,,	960	...	3 0 0	...	...			
Wm. Stewart	...	,,	960	...	3 0 0	...	...			
A. J. Litchfield	...	,,	960	...	3 0 0	...	...			
Wm. Sturgeon	...	,,	960	...	3 0 0	...	...			
,,	...	,,	960	...	3 0 0	...	...			
,,	...	,,	960	...	3 0 0	...	...			
Wm. Bale	...	,,	960	...	3 0 0	...	...			
Esther Stewart	...	,,	660	...	2 1 4	...	...			
David Ryrie	...	,,	840	...	2 12 6	...	...			
Alex. D. Ryrie	...	,,	690	...	2 3 2	...	...			
Thos. Goodwin	...	,,	960	...	3 0 0	...	...			
Elizabeth Eccleston	...	,,	960	...	3 0 0	...	...			
Jno. M'Carthy	...	,,	960	...	3 0 0	...	...			
T. Clohessey	...	,,	924	...	2 17 10	...	...			
P. J. J. Clifford	...	,,	7,012	...	21 18 6	...	...			
Robt. Crawford	...	,,	960	...	3 0 0	...	...			
Jas. Thompson	...	,,	960	...	3 0 0	...	...			
Joseph Heywood	...	,,	960	...	3 0 0	...	...			
David Roach	...	,,	750	...	2 6 10	...	...			
G. F. Litchfield	...	,,	729	...	2 5 8	...	...			
O. C. Litchfield	...	,,	640	...	2 0 0	...	...			
Henry Brookes	...	,,	960	...	3 0 0	...	...			
Brookes, Bros.	...	,,	2,502	...	7 16 4	...	...			
,,	...	,,	972	...	3 0 10	...	...			
,,	...	,,	960	...	3 0 0	...	...			
Robt. Caldwell	...	,,	840	...	2 12 6	...	...			
Arthur H. Wright	...	,,	960	..	3 0 0	...	...			
Wm. Cosgrove	...	,,	960	...	3 0 0	...	...			
Hy. Dyball	...	,,	960	...	3 0 0	...	...			
Richd. Hyles, senr.	...	,,	936	...	2 18 6	...	...			
Andrew Sturgeon	...	,,	855	...	2 13 6	...	...			
Jas. Litchfield	...	,,	681	...	2 2 8	...	...			
Jno. Turner	...	,,	960	...	3 0 0	...	...			
Alfd. Ryall	...	,,	660	...	2 1 3	...	...			
Jane Dyball	...	,,	917	...	2 17 4	...	...			
Ada Evans	...	,,	960	...	3 0 0	...	...			
Jas. Cansley	...	,,	660	...	2 1 4	...	...			
Jno. Cosgrove	...	,,	1,443	...	4 10 2	...	...			
,,	...	,,	693	...	2 3 4	...	...			
Hay & Campbell	...	,,	720	...	2 5 0	...	...			
Peter Curtis	...	,,	660	...	2 1 4	...	...			
Chas. Goodwin	...	,,	960	...	3 0 0	...	...			
Jno. Ayling	...	,,	960	...	3 0 0	...	...			
Rod. Fraser	...	,,	960	...	3 0 0	...	...			
A. Z. Wallace	...	,,	800	...	2 10 0	...	...			
J. L. Wallace	...	,,	960	...	3 0 0	...	...			
Jno. Lecount	...	,,	840	...	2 12 6	...	...			
Joseph Day	...	,,	960	...	3 0 0	...	...			
P. J. J. Clifford	...	,,	1,089	...	3 8 2	...	...			
Thos. Kiss	...	,,	960	...	3 0 0	...	...			
Robt. Crowe	...	,,	255	...	1 0 0	...	...			
,,	...	,,	120	...	1 0 0	...	...			
Jno. Mooney	...	,,	600	...	1 17 6	...	...			
Jno. S. M'Evoy	...	,,	300	...	1 9 0	...	...			
T. F. M'Evoy	...	,,	300	...	1 0 0	...	...			
Jas. Holston	...	,,	240	...	1 0 0	...	...			
Wm. Orr	...	,,	480	...	1 10 0	...	...			
Wm. Olliver	...	,,	480	...	1 10 0	...	...			
,,	...	,,	126	...	1 0 0	...	...			
Thos. O'Mara	...	,,	480	...	1 10 0	...	...			
Jno. Peters	...	,,	600	...	1 17 6	...	...			
								Annual.	3¼ farthings.	

Name of Lessee.	Name of Run.	Name of District.	Actual Area.	Estimated Carrying Capacity of Run.	Annual Rental. £ s. d.	Old Rental and Assessment.	Date of present Tenure.	Year of Expiration of present Lease.	Annual Rental per Acre in each District.	General Abstract of particulars.
Jno. Peters	...	Cooma	180	...	1 0 0	...	...	Annual.	3¼ farthings.	
„	...	„	483	...	1 10 2	...	...			
Hugh Stewart	...	„	600	...	1 17 6	...	...			
Eliza Williams	...	„	150	...	1 0 0	...	...			
Geo. Carter	...	„	360	...	1 2 6	...	...			
„	...	„	180	...	1 0 0	...	...			
Wm. Coulter	...	„	231	...	1 0 0	...	...			
„	...	„	306	...	1 0 0	...	...			
Jno. Feilan	...	„	480	...	1 10 0	...	...			
Wm. Goodwin	...	„	540	...	1 13 0	...	...			
Richd. Hyles	...	„	300	...	1 0 0	...	...			
Chas. M'Gregor, junr.	...	„	240	...	1 0 0	...	...			
Mary M'Mahon	...	„	420	...	1 0 0	...	...			
Edwin Ryall	...	„	408	...	1 5 6	...	...			
Jno. J. Ryall	...	„	360	...	1 2 6	...	...			
Dld. M'Donald	...	„	484	...	1 10 3	...	...			
Dvd. Coggan	...	„	300	...	1 0 0	...	...			
„	...	„	300	...	1 0 0	...	...			
Arthr. W. Brook	...	„	264	...	1 0 0	...	...			
Hugh Northam	...	„	300	...	1 0 0	...	...			
Blanche Weston	...	„	483	...	1 10 2	...	...			
Wm. Dunn	...	„	120	...	1 0 0	...	...			
Morgan Mara	...	„	120	...	1 0 0	...	...			
B. T. Smith	...	„	600	...	1 17 6	...	...			
Thos. Carney	...	„	120	...	1 0 0	...	...			
„	...	„	240	...	1 0 0	...	...			
Adam Jardine	...	„	600	...	1 17 6	...	...			
W. Wallace	...	„	240	...	1 0 0	...	...			
Thos. Lynch, senr.	...	„	240	...	1 0 0	...	...			
„	...	„	240	...	1 0 0	...	...			
„	...	„	486	...	1 10 0	...	...			
Robt. Evans	...	„	300	...	1 0 0	...	...			
„	...	„	240	...	1 0 0	...	...			
„	...	„	120	...	1 0 0	...	...			
Jno. Buckley	...	„	300	...	1 0 0	...	...			
J. M. Hassall	...	„	282	...	1 0 0	...	...			
Wm. Southern	...	„	240	...	1 0 0	...	...			
V. C. Ryall	...	„	180	...	1 0 0	...	...			
„	...	„	300	...	1 0 0	...	...			
F. W. Tozer, senr.	...	„	450	...	1 8 2	...	...			
W. Reed	...	„	360	...	1 2 6	...	...			
Geo. Hain	...	„	360	...	1 2 6	...	...			
Alexr. Jamieson	...	„	180	...	1 0 0	...	...			
Jas. Bobbin	...	„	600	...	1 17 6	...	...			
Jno. Blyton, junr.	...	„	300	...	1 0 0	...	...			
Jno. Blyton	...	„	399	...	1 5 0	...	...			
Jno. Glennan	...	„	120	...	1 0 0	...	...			
J. Delaney	...	„	360	...	1 2 6	...	...			
„	...	„	600	...	1 17 6	...	...			
Alexr. Watkins	...	„	120	...	1 0 0	...	...			
„	...	„	300	...	1 0 0	...	...			
„	...	„	180	...	1 0 0	...	...			
„	...	„	273	...	1 0 0	...	...			
Sml. Mackay	...	„	300	...	1 0 0	...	...			
Ewd. Constance	...	„	150	...	1 0 0	...	...			
Jas. Constance	...	„	465	...	1 9 1	...	...			
J. G. & W. Pendergast	...	„	510	...	1 11 11	...	...			
Wm. Sturgeon	...	„	300	...	1 0 0	...	...			
Robert Williams	...	„	336	...	1 1 0	...	...			
Jno. King	...	„	480	...	1 10 0	...	...			
Jph. Heywood	...	„	267	...	1 0 0	...	...			
Jph. Worland	...	„	300	...	1 0 0	...	...			
Mat Power	...	„	450	...	1 8 2	...	...			
Adam Beberick	...	„	300	...	1 0 0	...	...			
Jas. Clark	...	„	300	...	1 0 0	...	...			
Wm. Clark	...	„	600	...	1 17 6	...	...			
Rcd. Hyles, junr.	...	„	561	...	1 15 1	...	...			
Angelo Duvery	...	„	120	...	1 0 0	...	...			
T. S. Hyles	...	„	246	...	1 0 0	...	...			
Wm. Sheehy	...	„	150	...	1 0 0	...	...			
Ptk. Bartley, junr.	...	„	452	...	1 8 2	...	...			
Mt. Butler	...	„	120	...	1 0 0	...	...			
Wm. Eccleston	...	„	240	...	1 0 0	...	...			
Jno. Butler	...	„	120	...	1 0 0	...	...			
Mary Blake	...	„	321	...	1 0 1	...	...			
E. M. Eccleston	...	„	480	...	1 10 0	...	...			
Thos. Goldby	...	„	120	...	1 0 0	...	...			
N. C. Eccleston	...	„	120	...	1 0 0	...	...			
Owen Lynch	...	„	540	...	1 13 9	...	...			
Jas. Lynch	...	„	360	...	1 2 6	...	...			
Jeremiah Eldridge	...	„	540	...	1 13 10	...	...			
Jno. Lynch	...	„	240	...	1 0 0	...	...			
Jno. Mooney	...	„	354	...	1 2 2	...	...			
A. Withers	...	„	300	...	1 0 0	...	...			

Name of Lessee.	Name of Run.	Name of District.	Actual Area.	Estimated Carrying Capacity of Run.	Annual Rental. £ s. d.	Old Rental and Assessment.	Date of present Tenure.	Year of Expiration of present Lease.	Average Rental per Acre in each District.	General Abstract of particulars.
T. Venables	...	Cooma	591	...	1 17 0	...	...	Annual.	3¼ farthings.	
A. W. Brooks	...	,,	480	...	1 10 0	...	...			
Vic. C. Ryall	...	,,	234	...	1 0 0	...	...			
Geo. Venables	...	,,	164	...	1 0 0	...	...			
J. T. Kiss	...	,,	297	...	1 0 0	...	...			
,,	...	,,	153	...	1 0 0	...	...			
,,	...	,,	150	...	1 0 0	...	...			
Thompson Myers	...	,,	354	...	1 2 2	...	...			
Wm. Kidman	...	,,	240	...	1 0 0	...	...			
Chas. Wright	...	,,	120	...	1 0 0	...	...			
Jno. Harvy	...	,,	150	...	1 0 0	...	...			
Robt. Harvy	...	,,	180	...	1 0 0	...	...			
Danl. M'Gregor	...	,,	240	...	1 0 0	...	...			
Jas. M'Gregor	...	,,	360	...	1 2 6	...	...			
Ptr. Curtis	...	,,	120	...	1 0 0	...	...			
Hy. Withers	...	,,	300	...	1 0 0	...	...			
Jas. Burke	...	,,	188	...	1 0 0	...	...			
W. Jardine	...	,,	585	...	1 16 7	...	...			
,,	...	,,	210	...	1 0 0	...	...			
,,	...	,,	450	...	1 8 2	...	...			
,,	...	,,	481	...	1 10 1	...	...			
,,	...	,,	300	...	1 0 0	...	...			
,,	...	,,	480	...	1 10 0	...	...			
,,	...	,,	465	...	1 9 1	...	...			
,,	...	,,	501	...	1 11 4	...	...			
,,	...	,,	132	...	1 0 0	...	...			
,,	...	,,	501	...	1 11 4	...	...			
Robt. Jardine	...	,,	389	...	1 4 4	...	...			
Mary Brodie	...	,,	378	...	1 3 8	...	...			
Wm. Robertson	...	,,	240	...	1 0 0	...	...			
Stephen Harpur	...	,,	120	...	1 0 0	...	...			
Jas. Delaney	...	,,	126	...	1 0 0	...	...			
Jas. Roach	...	,,	120	...	1 0 0	...	...			
Alfd. Curtis	...	,,	264	...	1 0 0	...	...			
Mat. Roach	...	,,	120	...	1 0 0	...	...			
Jno. Cosgrove	...	,,	500	...	1 11 3	...	...			
,,	...	,,	120	...	1 0 0	...	...			
Thos. G. Burne	...	,,	426	...	1 6 8	...	...			
Jno. Cosgrove	...	,,	540	...	1 13 9	...	...			
,,	...	,,	324	...	1 0 3	...	...			
,,	...	,,	285	...	1 0 0	...	...			
,,	...	,,	480	...	1 10 0	...	...			
,,	...	,,	480	...	1 10 0	...	...			
,,	...	,,	120	...	1 0 0	...	...			
,,	...	,,	120	...	1 0 0	...	...			
,,	...	,,	120	...	1 0 0	...	...			
,,	...	,,	120	...	1 0 0	...	...			
,,	...	,,	240	...	1 0 0	...	...			
,,	...	,,	120	...	1 0 0	...	...			
,,	...	,,	191	...	1 0 0	...	...			
,,	...	,,	171	...	1 0 0	...	...			
,,	...	,,	144	...	1 0 0	...	...			
,,	...	,,	445	...	1 7 10	...	...			
,,	...	,,	252	...	1 0 0	...	...			
,,	...	,,	150	...	1 0 0	...	...			
,,	...	,,	150	...	1 0 0	...	...			
,,	...	,,	150	...	1 0 0	...	...			
,,	...	,,	150	...	1 0 0	...	...			
,,	...	,,	150	...	1 0 0	...	...			
Wm. Cosgrove	...	,,	150	...	1 0 0	...	...			
Jas. Cosgrove	...	,,	345	...	1 1 7	...	...			
Jno. Cosgrove, junr	...	,,	291	...	1 0 0	...	...			
Neil M'Gregor	...	,,	300	...	1 0 0	...	...			
J. Lindsay	...	,,	240	...	1 0 0	...	...			
Ptr. Wilson	...	,,	420	...	1 6 3	...	...			
Brooks, Bros.	...	,,	201	...	1 0 0	...	...			
,,	...	,,	486	...	1 10 5	...	...			
,,	...	,,	483	...	1 10 2	...	...			
,,	...	,,	231	...	1 0 0	...	...			
,,	...	,,	138	...	1 0 0	...	...			
,,	...	,,	150	...	1 0 0	...	...			
,,	...	,,	372	...	1 3 3	...	...			
,,	...	,,	240	...	1 0 0	...	...			
,,	...	,,	135	...	1 0 0	...	...			
,,	...	,,	240	...	1 0 0	...	...			
,,	...	,,	375	...	1 3 5	...	...			
,,	...	,,	120	...	1 0 0	...	...			
,,	...	,,	495	...	1 10 11	...	...			
Geo. Barrett	...	,,	120	...	1 0 0	...	...			
Mary Peters	...	,,	491	...	1 10 8	...	...			
,,	...	,,	489	...	1 10 7	...	...			
,,	...	,,	504	...	1 11 6	...	...			
Wm. Jardine, junr.	...	,,	420	...	1 6 3	...	...			
Angus Jardine	...	,,	438	...	1 7 6	...	...			

Name of Lessee.	Name of Run.	Name of District.	Actual Area.	Estimated Carrying Capacity of Run.	Annual Rental. £ s. d.	Old Rental and Assessment.	Date of present Tenure.	Year of Expiration of present Lease.	Average Rental per Acre in each District.	General Abstract of particulars.
Matt. Blake	...	Cooma	420	...	1 6 4	...	...	Annual.	3 farthings.	
C. H. Blyton	...	,,	120	...	1 0 0	...	...			
Jas. Bobbine	...	,,	138	...	1 0 0	...	...			
Wm. Kelly	...	,,	300	...	1 0 0	...	...			
Thos. Hyles, jun.	...	,,	300	...	1 0 0	...	...			
Jno. Bourke	...	,,	180	...	1 0 0	...	...			
Thos. Campbell	...	,,	240	...	1 0 0	...	...			
Jas. Bobbine, jun.	...	,,	600	...	1 17 6	...	...			
Frcs. Shiels	...	,,	600	...	1 17 6	...	...			
C. Hayes, jun.	...	,,	480	...	1 10 0	...	...			
Wltr. Goodwin	...	,,	240	...	1 0 0	...	...			
Wm. Goodwin	...	,,	120	...	1 0 0	...	...			
Wm. Goodwin, jun.	...	,,	480	...	1 10 0	...	...			
Hay & Campbell	...	,,	333	...	1 0 10	...	...			
,,	...	,,	576	...	1 16 0	...	...			
Jno. Cook	...	,,	600	...	1 17 6	...	...			
Thos. S. Hyles	...	,,	320	...	1 0 0	...	...			
P. J. Clifford	...	,,	618	...	1 18 8	...	...			
,,	...	,,	543	...	1 13 11	...	...			
,,	...	,,	360	...	1 2 6	...	...			
,,	...	,,	411	...	1 5 8	...	...			
,,	...	,,	450	...	1 8 2	...	...			
Jno. M'Gregor	...	,,	480	...	1 10 0	...	...			
Eliza Pendergast	...	,,	480	...	1 10 0	...	...			
Wm. Williams	...	,,	240	...	1 0 0	...	...			
Brnd. Dodds	...	,,	210	...	1 0 0	...	...			
J. P. Crawford	...	,,	240	...	1 0 0	...	...			
P. A. Crawford	...	,,	300	...	1 0 0	...	...			
Rcd. Hyles, jun.	...	,,	180	...	1 0 0	...	...			
Wm. Secars	...	,,	300	...	1 0 0	...	...			
Jas. Freebody	...	,,	450	...	1 8 2	...	...			
Jas. Thomson	...	,,	480	...	1 10 0	...	...			
Wm. Southern	...	,,	360	...	1 2 6	...	...			
Owen Lynch	...	,,	360	...	1 2 6	...	...			
Wm. Stewart	...	,,	120	...	1 0 0	...	...			
Chris. Eccles	...	,,	480	...	1 10 0	...	...			
Jph. Heywood	...	,,	630	...	1 19 6	...	...			
Stplm. Deegan	...	,,	240	...	1 0 0	...	...			
Wm. Gilbert	...	,,	600	...	1 17 6	...	...			
Geo. Blyton	...	,,	600	...	1 17 6	...	...			
L. Harnett	...	,,	480	...	1 10 0	...	...			
Jas. Litchfield	...	,,	338	...	1 1 2	...	...			
Dld. Campbell	...	,,	480	...	1 10 0	...	...			
Benjn. Crowe	...	,,	120	...	1 0 0	...	...			
Augtus. Beuke	...	,,	380	...	1 3 10	...	...			
H. Beuke	...	,,	380	...	1 3 10	...	...			
G. W. Melville	...	,,	300	...	1 0 0	...	...			
Jas. Holston	...	,,	360	...	1 2 6	...	...			
Thos. Robinson	...	,,	600	...	1 17 6	...	...			
Mary Harnett	...	,,	255	...	1 0 0	...	...			
,,	...	,,	255	...	1 0 0	...	...			
Jas. Treacy	...	,,	534	...	1 13 5	...	...			
Dld. Ryrie	...	,,	477	...	1 9 10	...	...			
Thos. Smith	...	,,	300	...	1 0 0	...	...			
Jno. Cosgrove	...	,,	150	...	1 0 0	...	...			
,,	...	,,	150	...	1 0 0	...	...			
Mcl. Secoul	...	,,	120	...	1 0 0	...	...			
J. R. Hanniford	...	,,	300	...	1 0 0	...	...			
Jno. Bartley	...	,,	120	...	1 0 0	...	...			
Ryrie Bros.	...	,,	480	...	1 10 0	...	...			
,,	...	,,	600	...	1 17 6	...	...			
Augs. L. Brooks	...	,,	480	...	1 10 0	...	...			
Jno. Freebody, sen.	...	,,	453	...	1 8 4	...	...			
L. Harnett	...	,,	130	...	1 0 0	...	...			
Wm. Kelly, jun.	...	,,	120	...	1 0 0	...	...			
Jas. Thompson	...	,,	120	...	1 0 0	...	...			
Geo. Beeby	...	Corowa	960	...	3 0 0	...	...			
F. C. Peggin	...	,,	960	...	3 0 0	...	...			
E. A. Martin	...	,,	960	...	3 0 0	...	...			
Stphn. Lintott	...	,,	960	...	3 0 0	...	...			
Thos. Monohan	...	,,	920	...	2 17 6	...	...			
A. Anderson	...	,,	960	...	3 0 0	...	...			
Wm. West	...	,,	960	...	3 0 0	...	...			
Jas. Irving	...	,,	960	...	3 0 0	...	...			
Robt. Gayer	...	,,	1,920	...	6 0 0	...	...			
Jph. Larkins	...	,,	960	...	3 0 0	...	...			
Chas. K. Knight	...	,,	960	...	3 0 0	...	...			
Alexr. Anderson	...	,,	2,100	...	6 11 4	...	...			
Josephne. Gibson	...	,,	723	...	2 5 4	...	...			
Hugh B. Crope	...	,,	960	...	3 0 0	...	...			
Wm. Wilson	...	,,	5,036	...	15 14 10	...	...			
Wm. R. Looker	...	,,	3,999	...	12 0 0	...	...			
Richd. Smith	...	,,	960	...	3 0 0	...	...			
Thos. S. Banks	...	,,	960	...	3 0 0	...	...			

Name of Lessee.	Name of Run.	Name of District.	Actual Area.	Estimated Carrying Capacity of Run.	Annual Rental. £ s. d.	Old Rental and Assessment.	Date of present Tenure.	Year of Expiration of present Lease.	Average Rental per Acre in each District.	General Abstract of particulars.
Hry. C. Shepherd	...	Corowa	960	...	3 0 0	...	...			
H. T. Whitty	...	"	951	...	2 19 6	...	...			
Erskine Banks	...	"	960	...	3 0 0	...	...			
H. C. Boyd	...	"	840	...	2 12 6	...	...			
T. B. Shepherd	...	"	960	...	3 0 0	...	...			
F. E. C. Whittaker	...	"	960	...	3 0 0	...	...			
Alex. M'Vean	...	"	960	...	3 0 0	...	...			
Charles Shelly	...	"	960	...	3 0 0	...	...			
E. P. Ramsden	...	"	880	...	2 15 0	...	...			
Regd. Warner	...	"	960	...	3 0 0	...	...			
John C. Whitty	...	"	978	...	2 14 10	...	...			
John Gleeson	...	"	960	...	3 0 0	...	...			
Geo. Howard	...	"	960	...	3 0 0	...	...			
Willm. Hay	...	"	959	...	2 19 11	...	...			
Robt. Rand	...	"	750	...	2 7 0	...	...			
Willm. Hay	...	"	960	...	3 0 0	...	...			
Henry Steer	...	"	960	...	3 0 0	...	...			
Josph. Marchant	...	"	960	...	3 0 0	...	...			
F. B. Dun	...	"	960	...	3 0 0	...	...			
C. C. Dun	...	"	960	...	3 0 0	...	...			
H. H. Arnold	...	"	960	...	3 0 0	...	...			
M. J. Steer	...	"	960	...	3 0 0	...	...			
Pierce Maher	...	"	960	...	3 0 0	...	...			
Robt. Rand	...	"	750	...	2 16 10	...	...			
Jas. Arnold	...	"	960	...	3 0 0	...	...			
R. T. Curtis	...	"	724	...	2 5 4	...	...			
Jas. Richmond	...	"	7,543	...	23 11 6	...	...			
Willm. Hay	...	"	4,476	...	13 19 4	...	...			
Willm. Driscoll	...	"	960	...	3 0 0	...	...			
Jno. Driscoll	...	"	960	...	3 0 0	...	...			
E. E. Whittaker	...	"	960	...	3 0 0	...	...			
Agnes Drew	...	"	960	...	3 0 0	...	...			
Wm. Maxwell	...	"	960	...	3 0 0	...	...			
G. H. Willis	...	"	437	...	1 7 6	...	...			
Wm. Slade	...	"	300	...	1 0 0	...	...			
H. Lauchlan	...	"	150	...	1 0 0	...	...			
Jno. Dye	...	"	455	...	1 8 6	...	...			
Jno. M'Keown	...	"	180	...	1 0 0	...	...			
Proster Sandral	...	"	300	...	1 0 0	...	...			
J. C. Sandral	...	"	300	...	1 0 0	...	...			
Chas. Perritt	...	"	300	...	1 0 0	...	...			
Alex. Sloane	...	"	320	...	1 0 0	...	...			
Robt. Rand	...	"	120	...	1 0 0	...	...			
"	...	"	120	...	1 0 0	...	...			
"	...	"	120	...	1 0 0	...	...			
"	...	"	120	...	1 0 0	...	...			
"	...	"	240	...	1 0 0	...	...			
"	...	"	120	...	1 0 0	...	...			
"	...	"	150	...	1 0 0	...	...			
"	...	"	150	...	1 0 0	...	...			
"	...	"	120	...	1 0 0	...	...			
"	...	"	120	...	1 0 0	...	...			
"	...	"	120	...	1 0 0	...	...			
"	...	"	150	...	1 0 0	...	...			
"	...	"	150	...	1 0 0	...	...			
"	...	"	150	...	1 0 0	...	...			
"	...	"	150	...	1 0 0	...	...			
"	...	"	150	...	1 0 0	...	...			
Geo. Foster	...	"	300	...	1 0 0	...	...			
Jas. Howard	...	"	150	...	1 0 0	...	...			
G. H. Dixon	...	"	600	...	1 17 6	...	...			
A. M'Vean	...	"	600	...	1 17 6	...	...			
J. Z. H. M'Vean	...	"	360	...	1 2 6	...	...			
Jesse Cox	...	"	123	...	1 0 0	...	...			
Lawrence Doyle	...	"	240	...	1 0 0	...	...			
Jno. Carns	...	"	450	...	1 8 2	...	...			
J. C. Whitty	...	"	540	...	1 13 10	...	...			
Jno. Carns	...	"	400	...	1 5 0	...	...			
Jane E. M. Sanger	...	"	240	...	1 0 0	...	...			
C. D. Sangar	...	"	240	...	1 0 0	...	...			
Jno. M. Sangar	...	"	120	...	1 0 0	...	...			
Geo. Beeby	...	"	400	...	1 5 0	...	...			
Whitty & Smith	...	"	450	...	1 8 2	...	...			
"	...	"	450	...	1 8 2	...	...			
Robt. Steer	...	"	530	...	1 13 2	...	...			
F. D. Steer	...	"	530	...	1 13 2	...	...			
J. H. George	...	"	600	...	1 17 6	...	...			
Kate Steer	...	"	600	...	1 17 6	...	...			
Jas. Gordon	...	"	630	...	1 19 5	...	...			
Jas. Richmond	...	"	492	...	1 10 9	...	...			
"	...	"	549	...	1 14 4	...	...			
Wm. Hay	...	"	393	...	1 4 7	...	...			
Mary A. Driscoll	...	"	532	...	1 13 3	...	...			

Annual.

3¼ farthings.

Name of Lessee.	Name of Run.	Name of District.	Actual Area.	Estimated Carrying Capacity of Run.	Annual Rental. £ s. d.	Old Rental and Assessment.	Date of present Tenure.	Year of Expiration of present Lease.	Average Rental per Acre in each District.	General Abstract of particulars.
Robt. Driscoll	...	Corowa	532	...	1 13 3	...	...	Annual.	3¼ farthings.	
W. B. Rankin	...	Cowra	700	...	2 3 9	...	...			
,,	...	,,	700	...	2 3 0	...	...			
,,	...	,,	640	...	2 0 0	...	...			
,,	...	,,	700	...	2 3 9	...	...			
,,	...	,,	700	...	2 3 9	...	...			
,,	...	,,	640	...	2 0 0	...	...			
,,	...	,,	640	...	2 0 0	...	...			
,,	...	,,	640	...	2 0 0	...	...			
,,	...	,,	640	...	2 0 0	...	...			
,,	...	,,	640	...	2 0 0	...	...			
S. G. Alford	...	,,	1,000	...	3 2 6	...	...			
,,	...	,,	640	...	2 0 0	...	...			
,,	...	,,	960	...	3 0 0	...	...			
Wm. Redfern (Estate)	...	,,	640	...	2 0 0	...	...			
,,	...	,,	640	...	2 0 0	...	...			
,,	...	,,	640	...	2 0 0	...	...			
,,	...	,,	640	...	2 0 0	...	...			
,,	...	,,	700	...	2 3 9	...	...			
,,	...	,,	640	...	2 0 0	...	...			
,,	...	,,	640	...	2 0 0	...	...			
,,	...	,,	640	...	2 0 0	...	...			
,,	...	,,	640	...	2 0 0	...	...			
,,	...	,,	960	...	3 0 0	...	...			
,,	...	,,	640	...	2 0 0	...	...			
,,	...	,,	640	...	2 0 0	...	...			
,,	...	,,	640	...	2 0 0	...	...			
,,	...	,,	640	...	2 0 0	...	...			
,,	...	,,	640	...	2 0 0	...	...			
,,	...	,,	640	...	2 0 0	...	...			
W. P. Costelloe	...	,,	960	...	3 0 0	...	...			
Andrew Lynch	...	,,	640	...	2 0 0	...	...			
,,	...	,,	640	...	2 0 0	...	...			
,,	...	,,	640	...	2 0 0	...	...			
,,	...	,,	729	...	2 6 10	...	...			
Thos. Neville	...	,,	924	...	2 17 9	...	...			
Jas. Walsh	...	,,	720	...	2 5 0	...	...			
Jno. Paton	...	,,	960	...	3 0 0	...	...			
G. D. Grant	...	,,	960	...	3 0 0	...	...			
,,	...	,,	1,920	...	6 0 0	...	...			
Thos. Burns	...	,,	960	...	3 0 0	...	...			
Geo. Rattray	...	,,	1,053	...	3 5 10	...	...			
Ive. J. Sloan	...	,,	12,800	...	4 0 0	...	...			
Richd. Maher	...	,,	930	...	2 18 2	...	...			
Pat. Dwyer	...	,,	840	...	2 12 6	...	...			
Wm. Redfern	...	,,	3,840	...	12 0 0	...	...			
Thos. Stinson	...	,,	960	...	3 0 0	...	...			
Geo. Campbell	...	,,	8,979	...	28 1 3	...	...			
J. W. West	...	,,	6,336	...	19 16 0	...	...			
Jas. Stack	...	,,	123	...	1 0 0	...	...			
Robt. Daley	...	,,	264	...	1 0 0	...	...			
Jas. Ousby	...	,,	387	...	1 4 2	...	...			
,,	...	,,	420	...	1 6 3	...	...			
Thos. Whitty	...	,,	80	...	1 0 0	...	...			
M. Walsh	...	,,	300	...	1 0 0	...	...			
Matt. Dooley	...	,,	120	...	1 0 0	...	...			
A. L. Rigaut	..	,,	423	...	1 6 5	...	...			
M. T. Rigaut	...	,,	267	...	1 0 0	...	...			
S. G. Alford	...	,,	525	...	1 12 10	...	...			
Bart. Allam	...	,,	120	...	1 0 0	...	...			
Jas. Ousby	...	,,	474	...	1 9 8	...	...			
,,	...	,,	456	...	1 8 6	...	...			
Ptk. Enwright	...	,,	300	...	1 0 0	...	...			
J. Connel	...	,,	403	...	1 5 2	...	...			
J. Smith	...	,,	150	...	1 0 0	...	...			
Maurice Walsh	...	,,	240	...	1 0 0	...	...			
Matt. Dooley	...	,,	150	...	1 0 0	...	...			
Ptk. Enright	...	,,	300	...	1 0 0	...	...			
Edmd. Hogan	...	,,	240	...	1 0 0	...	...			
Robt. Brien	...	,,	300	...	1 0 0	...	...			
C. Whittaker	...	,,	490	...	1 10 8	...	...			
Jno. Stinson	...	,,	480	...	1 10 0	...	...			
H. J. Stephen	...	,,	150	...	0 10 0	...	...			
Jno. Stinson, junr.	...	,,	480	...	1 10 0	...	...			
Jno. Carmichael	...	,,	240	...	1 0 0	...	...			
Trustee of Wm. Lawson, senr.	...	Coonabarabran	640	...	2 0 0	...	...			
Robt. Robertson	...	,,	960	...	3 0 0	...	...			
D. Loadon	...	,,	660	...	2 1 3	...	...			
Thos. Deans	...	,,	960	...	3 0 0	...	...			
Thos. Icely	...	,,	640	...	2 0 0	...	...			
Trustee of the late Wm. Lawson	...	,,	640	...	2 0 0	...	...			
,,	...	,,	640	...	2 0 0	...	...			
Jno. Blackburn	...	,,	600	...	1 17 6	...	...			

Name of Lessee.	Name of Run.	Name of District.	Actual Area.	Estimated Carrying Capacity of Run.	Annual Rental. £ s. d.	Old Rental and Assessment.	Date of present Tenure.	Year of Expiration of present Lease.	Average Rental per acre in each District.	General Abstract of particulars.
Jno. Blackburn	...	Coonabarabran...	120	...	1 0 0	...	...	Annual.	3¼ farthings.	
Alex. Deans	...	„	585	...	1 16 7	...	...			
Wm. Hodges	...	„	300	...	1 0 0	...	...			
E. Lyons	...	„	324	...	1 0 3	...	...			
P. C. M'Kay Weston	...	„	300	...	1 0 0	...	...			
T. Deane	...	„	120	...	1 0 0	...	...			
„	...	„	120	...	1 0 0	...	...			
Frcs. Conder	...	„	960	...	3 0 0	...	...			
Robt. Robertson	...	„	2,862	...	8 18 6	...	...			
Den. M'Master	...	„	14,687	...	45 18 2	...	...			
A. Town	...	„	5,000	...	15 6 4	...	...			
Robert Robertson	...	„	1,082	...	3 7 8	...	...			
David Watt	...	„	3,657	...	13 7 4	...	...			
J. M. Allison	...	„	16,641	...	52 0 2	...	...			
Martha Kenny	...	„	120	...	1 0 0	...	...			
Wm. Bircher	...	„	150	...	1 0 0	...	...			
C. Meyers	...	„	634	...	1 19 8	...	...			
T. Grantham	...	„	600	...	1 17 6	...	...			
L. Lawson	...	„	150	...	1 0 0	...	...			
Alexr. Kerr	...	„	240	...	1 0 0	...	...			
Chas. Wright	...	„	520	...	1 12 6	...	...			
Geo. Knight	...	„	450	...	1 8 2	...	...			
Jakob Halter	...	„	240	...	1 0 0	...	...			
Mary Jeffries	...	„	150	...	1 0 0	...	...			
Jno. M'Master, junr.	...	„	480	...	1 10 0	...	...			
Wm. Hodges	...	„	300	...	1 0 0	...	...			
Jno. M'Wirter	...	„	360	...	1 2 6	...	...			
Chas. Naseby	...	„	150	...	1 0 0	...	...			
Ebzr. Nelson	...	„	300	...	1 0 0	...	...			
Thos. Miller	...	„	120	...	1 0 0	...	...			
Jno. Woolcot	...	„	600	...	1 17 6	...	...			
Alexr. Deans	...	„	315	...	1 0 0	...	...			
Walter Scrivener	...	„	150	...	1 0 0	...	...			
Alexr. Stevenson	...	„	120	...	1 0 0	...	...			
Duncan Loudon	...	„	120	...	1 0 0	...	...			
S. G. Sowden	...	„	300	...	1 0 0	...	...			
W. J. Sowden	...	„	300	...	1 0 0	...	...			
H. E. Sowden	...	„	150	...	1 0 0	...	...			
A. G. Beazley	...	„	300	...	1 0 0	...	...			
Jph. Stanley	...	„	300	...	1 0 0	...	...			
Chas. Colwill	...	„	360	...	1 2 6	...	...			
Jas. Boulding	...	„	120	...	1 0 0	...	...			
Dvd. Mathews	...	„	126	...	1 0 0	...	...			
Robt. T. Tracey	...	„	120	...	1 0 0	...	...			
Robert Robertson	...	„	45	...	1 0 0	...	...			
„	...	„	120	...	1 0 0	...	...			
„	...	„	120	...	1 10 0	...	...			
„	...	„	120	...	1 0 0	...	...			
„	...	„	228	...	1 0 0	...	...			
„	...	„	600	...	1 17 6	...	...			
„	...	„	120	...	1 0 0	...	...			
„	...	„	120	...	1 0 0	...	...			
„	...	„	120	...	1 0 0	...	...			
Andw. Town	...	„	180	...	1 0 0	...	...			
„	...	„	180	...	1 0 0	...	...			
D. M'Master	...	„	534	...	1 13 6	...	...			
„	...	„	400	...	1 5 0	...	...			
Martha Kenny	...	„	120	...	1 0 0	...	...			
C. L. Brown	...	Dungog	640	...	2 0 0	...	...		3 farthings.	
„	...	„	640	...	2 0 0	...	...			
„	...	„	640	...	2 0 0	...	...			
„	...	„	640	...	2 0 0	...	...			
„	...	„	640	...	2 0 0	...	...			
„	...	„	640	...	2 0 0	...	...			
A. C. Chapman	...	„	640	...	2 0 0	...	...			
Matt. Charlton	...	„	640	...	2 0 0	...	...			
„	...	„	640	...	2 0 0	...	...			
Chris. Lean	...	„	750	...	2 7 0	...	...			
Jno. Verge	...	„	800	...	2 10 0	...	...			
Geo. S. Waller	...	„	640	...	2 0 0	...	...			
„	...	„	640	...	2 0 0	...	...			
Sml. Kingston	...	„	640	...	2 0 0	...	...			
„	...	„	640	...	2 0 0	...	...			
„	...	„	640	...	2 0 0	...	...			
Hy. Ford	...	„	640	...	2 0 0	...	...			
„	...	„	640	...	2 0 0	...	...			
Jas. Hooke	...	„	900	...	2 16 4	...	...			
Jas. Jewhurst	...	„	2,880	...	9 0 0	...	...			
Jno. Gardner	...	„	690	...	2 3 2	...	...			
W. & E. Smith	...	„	4,160	...	13 0 0	...	...			
J. Gehrig	...	„	240	...	1 0 0	...	...			
Carper Kern	...	„	120	...	1 0 0	...	...			
Jno. Ling	...	„	120	...	1 0 0	...	...			

Name of Lessee.	Name of Run.	Name of District.	Actual Area.	Estimated Carrying Capacity of Run.	Annual Rental. £ s. d.	Old Rental and Assessment.	Date of present Tenure.	Year of Expiration of present Lease.	Average Rental per Acre in each District.	General Abstract of particulars.
Phillip Maurer	...	Dungog	240	...	1 0 0	...	...	Annual.	3 farthings.	
A. Miller	...	„	180	...	1 0 0	...	...			
„	...	„	240	...	1 0 0	...	...			
D. Nash	...	„	120	...	1 0 0	...	...			
Jacob Pass	...	„	213	...	1 0 0	...	...			
C. Schumaker	...	„	120	...	1 0 0	...	...			
Peter Hinkelbien	...	„	180	...	1 0 0	...	...			
Frank Mate	...	„	120	...	1 0 0	...	...			
Wm. Boarer	...	„	120	...	1 0 0	...	...			
Abrm. Tighe	...	„	540	...	1 0 0	...	...			
Cornls. Ryan	...	„	321	...	1 0 0	...	...			
Margt. Kullner	...	„	235	...	1 0 0	...	...			
Wm. Wade	...	„	291	...	1 0 0	...	...			
Thos. Walsh	...	„	120	...	1 0 0	...	...			
Jno. Frappel	...	„	120	...	1 0 0	...	...			
P. Hougnet	...	„	225	...	1 0 0	...	...			
J. Thompson	...	„	120	...	1 0 0	...	...			
Adam Kohler	...	„	240	...	1 0 0	...	...			
Jno. Longbottom	...	„	120	...	1 0 0	...	...			
Jacob Hoffman	...	„	120	...	1 0 0	...	...			
Jno. Waldebeck	...	„	240	...	1 0 0	...	...			
Tapson Rapson	...	„	531	...	1 13 2	...	...			
S. Smith	...	„	299	...	1 0 0	...	...			
Jas. Irwin	...	„	120	...	1 0 0	...	...			
Sml. Whitehouse	...	„	80	...	1 0 0	...	...			
Jno. Deegan	...	Dubbo	960	...	3 0 0	...	...			
Jno. Morris, senr.	...	„	960	...	3 0 0	...	...			
Dvd. Watt	...	„	1,920	...	6 0 0	...	...			
Thos. Baird	...	„	2,049	...	6 8 2	...	...			
Wm. Furlong	...	„	2,703	...	8 9 0	...	...			
Lachlan Cameem	...	„	960	...	3 0 0	...	...			
Burns & M'Kenzie	...	„	1,410	...	4 8 2	...	...			
Saml. Crawford	...	„	960	...	3 0 0	...	...			
John Fink	...	„	825	...	2 11 8	...	...			
Willm. Furlong	...	„	2,010	...	6 5 8	...	...			
Ryrie & Alexander	...	„	711	...	2 4 6	...	...			
David Watt	...	„	1,920	...	6 0 0	...	...			
J. Roughley	...	„	960	...	3 0 0	...	...			
W. Furlonge	...	„	5,941	...	18 11 6	...	...			
J. Taylor	...	„	135	...	1 0 0	...	...			
H. Delaney	...	„	100	...	1 0 0	...	...			
W. J. Connell	...	„	240	...	1 0 0	...	...			
Neal Angus	...	„	300	...	1 0 0	...	...			
Jno. J. Walls	...	„	243	...	1 0 0	...	...			
Jas. T. Irwin	...	„	304	...	1 0 0	...	...			
Jno. Campbell	...	„	426	...	1 7 2	...	...			
Jno. Floyd	...	„	270	...	1 0 0	...	...			
Irvin Crane	...	„	246	...	1 0 0	...	...			
Jno. Proctor	...	„	530	...	1 13 2	...	...			
Jno. Moroney	...	„	150	...	1 0 0	...	...			
Michl. G. Barry	...	„	300	...	1 0 0	...	...			
Wm. Ostler	...	„	120	...	1 0 0	...	...			
Thos. & Jno. Yeo	...	„	360	...	1 2 6	...	...			
Jno. Turner	...	Deniliquin	960	...	3 0 0	...	...		3¼ farthings.	
Geo. Turner	...	„	960	...	3 0 0	...	...			
Alexr. M'Laurin	...	„	640	...	2 0 0	...	...			
„	...	„	640	...	2 0 0	...	...			
„	...	„	640	...	2 0 0	...	...			
P. A. Jennings	...	„	810	...	2 10 8	...	...			
„	...	„	720	...	2 5 0	...	...			
„	...	„	640	...	2 0 0	...	...			
„	...	„	640	...	2 0 0	...	...			
„	...	„	640	...	2 0 0	...	...			
„	...	„	640	...	2 0 0	...	...			
„	...	„	640	...	2 0 0	...	...			
„	...	„	640	...	2 0 0	...	...			
„	...	„	640	...	2 0 0	...	...			
„	...	„	640	...	2 0 0	...	...			
„	...	„	640	...	2 0 0	...	...			
„	...	„	640	...	2 0 0	...	...			
„	...	„	640	...	2 0 0	...	...			
„	...	„	640	...	2 0 0	...	...			
„	...	„	640	...	2 0 0	...	...			
„	...	„	720	...	2 5 0	...	...			
„	...	„	640	...	2 0 0	...	...			
„	...	„	640	...	2 0 0	...	...			
„	...	„	720	...	2 5 0	...	...			
„	...	„	810	...	2 10 8	...	...			
„	...	„	640	...	2 0 0	...	...			
„	...	„	640	...	2 0 0	...	...			
„	...	„	640	...	2 0 0	...	...			
„	...	„	640	...	2 0 0	...	...			
„	...	„	640	...	2 0 0	...	...			

Name of Lessee.	Name of Run.	Name of District.	Actual Area.	Estimated Carrying Capacity of Run.	Annual Rental. £ s. d.	Old Rental and Assessment.	Date of present Tenure.	Year of Expiration of present Lease.	Average Rental per Acre in each District.	General Abstract of particulars.
P. A. Jennings	...	Deniliquin	640	...	2 0 0	...	...	Annual.	3 farthings.	
„	...	„	960	...	3 0 0	...	...			
„	...	„	960	...	3 0 0	...	...			
„	...	„	720	...	2 5 0	...	...			
„	...	„	960	...	3 0 0	...	...			
„	...	„	960	...	3 0 0	...	...			
M. (and P. A.) Shanahan	...	„	880	...	2 15 0	...	...			
— Jennings	...	„	640	...	2 0 0	...	...			
„	...	„	945	...	2 19 2	...	...			
„	...	„	960	...	3 0 0	...	...			
„	...	„	640	...	2 0 0	...	...			
„	...	„	640	...	2 0 0	...	...			
„	...	„	640	...	2 0 0	...	...			
„	...	„	1,200	...	3 15 0	...	...			
Saml. Wilson	...	„	640	...	2 0 0	...	...			
„	...	„	640	...	2 0 0	...	...			
„	...	„	640	...	2 0 0	...	...			
„	...	„	640	...	2 0 0	...	...			
„	...	„	640	...	2 0 0	...	...			
„	...	„	640	...	2 0 0	...	...			
Ptr. Neston	...	„	960	...	3 0 0	...	...			
Jno. Sentella	...	„	960	...	3 0 0	...	...			
Robt. Williamson	...	„	933	...	2 18 4	...	...			
Dvd. Williamson	...	„	921	...	2 11 4	...	...			
Holmes, White, & Co.	...	„	960	...	3 0 0	...	...			
„	...	„	640	...	2 0 0	...	...			
„	...	„	640	...	2 0 0	...	...			
Thos. Stalley	...	„	960	...	3 0 0	...	...			
W. Hastings	...	„	960	...	3 0 0	...	...			
R. & A. Landale	...	„	640	...	2 0 0	...	...			
„	...	„	640	...	2 0 0	...	...			
„	...	„	640	...	2 0 0	...	...			
„	...	„	640	...	2 0 0	...	...			
„	...	„	640	...	2 0 0	...	...			
„	...	„	640	...	2 0 0	...	...			
„	...	„	640	...	2 0 0	...	...			
„	...	„	640	...	2 0 0	...	...			
„	...	„	640	...	2 0 0	...	...			
„	...	„	640	...	2 0 0	...	...			
„	...	„	640	...	2 0 0	...	...			
„	...	„	957	...	2 19 10	...	...			
„	...	„	840	...	2 12 6	...	...			
„	...	„	770	...	2 8 2	...	...			
„	...	„	700	...	2 3 10	...	...			
„	...	„	960	...	3 0 0	...	...			
„	...	„	640	...	2 0 0	...	...			
„	...	„	1,220	...	3 16 4	...	...			
„	...	„	960	...	3 0 0	...	...			
„	...	„	640	...	2 0 0	...	...			
„	...	„	800	...	2 10 0	...	...			
„	...	„	800	...	2 10 0	...	...			
„	...	„	680	...	2 2 6	...	...			
„	...	„	772	...	2 8 4	...	...			
„	...	„	1,000	...	3 2 6	...	...			
Jno. B. Graves	...	„	960	...	3 0 0	...	...			
Alexr. M'Laurin	...	„	1,133	...	3 10 10	...	...			
„	...	„	640	...	2 0 0	...	...			
„	...	„	640	...	2 0 0	...	...			
„	...	„	640	...	2 0 0	...	...			
„	...	„	640	...	2 0 0	...	...			
„	...	„	640	...	2 0 0	...	...			
„	...	„	837	...	2 12 4	...	...			
„	...	„	640	...	2 0 0	...	...			
„	...	„	640	...	2 0 0	...	...			
„	...	„	640	...	2 0 0	...	...			
„	...	„	640	...	2 0 0	...	...			
„	...	„	640	...	2 0 0	...	...			
„	...	„	718	...	2 4 10	...	...			
Robt. M'Laurin	...	„	960	...	3 0 0	...	...			
Elizth. M'Laurin	...	„	960	...	3 0 0	...	...			
Emily M'Laurin	...	„	960	...	3 0 0	...	...			
R. & P. M'Farlane & C. F. M'Dougal	...	„	960	...	3 0 0	...	...			
W. H. Crowe	...	„	960	...	3 0 0	...	...			
Wolsley Gibbs & Co.	...	„	9,669	...	30 4 5	...	...			
„	...	„	1,920	...	6 0 0	...	...			
Jno. Atkinson	...	„	956	...	2 19 10	...	...			
W. R. Johnson	...	„	915	...	2 17 4	...	...			
„	...	„	1,920	...	6 0 0	...	...			
Shanahan & Jennings	...	„	640	...	2 0 0	...	...			
„	...	„	3,837	...	11 19 10	...	...			
Saml. Wilson	...	„	14,016	...	43 16 0	...	...			
Molseley Gibbs & Co.	...	„	14,720	...	46 0 0	...	...			
„	...	„	2,185	...	6 16 6	...	...			

Name of Lessee.	Name of Run.	Name of District.	Actual Area.	Estimated Carrying Capacity of Run.	Annual Rental. £ s. d.	Old Rental and Assessment.	Date of present Tenure.	Year of Expiration of present Lease.	Average Rental per Acre in each District.	General Abstract of particulars.
Jno. Wilson	...	Deniliquin	2,304	...	7 4 0	...	...	Annual.	3¼ farthings. 3 farthings.	
„	...	„	1,920	...	6 0 0	...	...			
„	...	„	1,380	...	4 6 4	...	...			
Wm. Officer	...	„	15,276	...	47 14 10	...	...			
Geo. F. Sagden	...	„	960	...	3 0 0	...	...			
J. A. Harding	...	„	876	...	2 14 10	...	...			
Jno. T. Protious	...	„	960	...	3 0 0	...	...			
Wm. Hawley	...	„	960	...	3 0 0	...	...			
J. & M. Patterson	...	„	5,376	...	16 16 0	...	...			
W. R. Johnson	...	„	640	...	2 0 0	...	...			
„	...	„	1,920	...	6 0 0	...	...			
Thos. Brown	...	„	2,880	...	9 0 0	...	...			
Blackwood & Ibbotson	...	„	4,836	...	15 2 4	...	...			
Richd. Blackwood	...	„	5,748	...	17 19 4	...	...			
Jas. Fraser	...	„	750	...	2 6 10	...	...			
Thos. Brown	...	„	960	...	3 0 0	...	...			
R. & A. Landale	...	„	2,880	...	9 0 0	...	...			
Hardie & Miller	...	„	726	...	2 5 4	...	...			
Hry. Ricketson	...	„	960	...	3 0 0	...	...			
Blackwood & Ibbotson	...	„	34,460	...	107 14 0	...	...			
„	...	„	7,561	...	23 12 8	...	...			
H. S. Field	...	„	660	...	2 1 4	...	...			
Willm. Hay	...	„	1,440	...	4 10 0	...	...			
Frances Wilson	...	„	960	...	3 0 0	...	...			
Thos. Jones	...	„	960	...	3 0 0	...	...			
A. N. Gilbert	...	„	4,680	...	14 12 6	...	...			
J. Hennessy, jun.	...	„	960	...	3 0 0	...	...			
Thos. Kerr	...	„	960	...	3 0 0	...	...			
Thos. Crust	...	„	700	...	2 3 10	...	...			
Richard Blackwood	...	„	11,380	...	35 6 2	...	...			
Willm. Hay	...	„	8,940	...	27 18 8	...	...			
J. S. Nesbit	...	„	960	...	3 0 0	...	...			
Wm. Lang	...	„	1,050	...	3 5 8	...	...			
Robt. Blomley	...	„	150	...	1 0 0	...	...			
Jph. Parkman	...	„	600	...	1 17 6	...	...			
Jno. Burrows	...	„	300	...	1 0 0	...	...			
Robt. Barbour	...	„	300	...	1 0 0	...	...			
J. Pitty	...	„	256	...	1 0 0	...	...			
Jas. Willoughby	...	„	345	...	1 1 7	...	...			
Robt. Crump	...	„	300	...	1 0 0	...	...			
C. J. M'Farland	...	„	120	...	1 0 0	...	...			
Thos. Brown	...	„	480	...	1 10 0	...	...			
Thos. Leetham, jun.	...	„	600	...	1 17 6	...	...			
W. R. Johnson	...	„	420	...	1 6 4	...	...			
„	...	„	120	...	1 0 0	...	...			
Sarah Caldwell	...	„	600	...	1 17 6	...	...			
W. R. Johnson	...	„	120	...	1 0 0	...	...			
Jph. Field	...	„	300	...	1 0 0	...	...			
Thos. Brown	...	„	480	...	1 10 0	...	...			
Jno. Sanders	...	„	120	...	1 0 0	...	...			
Jas. Willoughby	...	„	120	...	1 0 0	...	...			
Thos. Hanson, jun.	...	„	400	...	1 5 0	...	...			
Thos. Hanson	...	„	400	...	1 5 0	...	...			
Rachel Hanson	...	„	400	...	1 5 0	...	...			
G. & F. Peppin	...	„	480	...	1 10 0	...	...			
A. M'Intyre	...	„	300	...	1 0 0	...	...			
P. Hennessy, jun.	...	„	480	...	1 10 0	...	...			
Jph. High	...	„	300	...	1 0 0	...	...			
J. B. Raymond	...	Forbes	960	...	3 0 0	...	...			
Jas. Rae	...	„	720	...	2 5 2	...	...			
Jno. King	...	„	960	...	3 0 0	...	...			
Jas. Twaddell	...	„	640	...	2 0 0	...	...			
„	...	„	640	...	2 0 0	...	...			
„	...	„	640	...	2 0 0	...	...			
J. Nash	...	„	960	...	3 0 0	...	...			
J. B. Farrand	...	„	960	...	3 0 0	...	...			
T. M'Cormack & J. Millane	...	„	648	...	2 0 6	...	...			
Dennis Green	...	„	960	...	3 0 0	...	...			
Benjn. Robinson	...	„	960	...	3 0 0	...	...			
Josiah Stricklad	...	„	3,114	...	9 14 10	...	...			
„	...	„	960	...	3 0 0	...	...			
Maria Stanton	...	„	960	...	3 0 0	...	...			
Chas. M'Phillamy	...	„	960	...	3 0 0	...	...			
Hry. Ricketson	...	„	960	...	3 0 0	...	...			
Frd. F. Gibson	...	„	2,880	...	9 0 0	...	...			
Thos. Stone	...	„	960	...	3 0 0	...	...			
J. E. Rawsthorne	...	„	960	...	3 0 0	...	...			
Josiah Field, sen.	...	„	960	...	3 0 0	...	...			
Jno. Bermingham	...	„	120	...	1 0 0	...	...			
Tos. Twaddell	...	„	240	...	1 0 0	...	...			
Mitchell Brown	...	„	300	...	1 0 0	...	...			
Wm. Chapman	...	„	240	...	1 0 0	...	...			
Wm. Davis	...	„	150	...	1 0 0	...	...			
G. W. Johnson	...	„	600	...	1 17 6	...	...			

Name of Lessee.	Name of Run.	Name of District.	Actual Area.	Estimated Carrying Capacity of Run.	Annual Rental. £ s. d.	Old Rental and Assessment.	Date of present Tenure.	Year of Expiration of present Lease.	Average Rental per Acre in each District.	General Abstract of particulars.
Mary Elliott	...	Forbes	480	...	1 10 10	...	...	Annual.	3¼ farthings.	
Jas. Field	...	„	390	...	1 4 6	...	...			
Jno. Flint	...	„	600	...	1 17 6	...	...			
Ewd. Taylor	...	„	240	...	1 0 0	...	...			
S. Hill	...	„	240	...	1 0 0	...	...			
Geo. Golding	...	„	251	...	1 0 0	...	...			
Thos. Green	...	„	120	...	1 0 0	...	...			
„	...	„	120	...	1 0 0	...	...			
Ptk. Millane	...	„	120	...	1 0 0	...	...			
Wm. Davis	...	„	132	...	1 0 0	...	...			
Edwin White	...	„	240	...	1 0 0	...	...			
C. Miles	...	„	600	...	1 17 6	...	...			
Hy. Prior	...	„	300	...	1 0 0	...	...			
Jph. Nash	...	„	120	...	1 0 0	...	...			
Josiah Strickland	...	„	468	...	1 9 4	...	...			
T. O'Brien	...	„	120	...	1 0 0	...	...			
J. M'Girr	...	„	240	...	1 0 0	...	...			
J. L. Whitmill	...	„	120	...	1 0 0	...	...			
J. Collitts	...	„	600	...	1 17 6	...	...			
Alex. Barr	...	„	300	...	1 0 0	...	...			
P. M'Cormack	...	„	600	...	1 17 6	...	...			
J. Strickland	...	„	200	...	1 0 0	...	...			
J. T. Broom	...	„	120	...	1 0 0	...	...			
Hy. C. Ward	...	„	240	...	1 0 0	...	...			
Jno. Dunn	...	„	420	...	1 6 3	...	...			
Jas. M'Girr	...	„	300	...	1 0 0	...	...			
Wm. Smith	...	„	360	...	1 2 6	...	...			
Wm. Thomas	...	„	360	...	1 2 6	...	...			
C. Townsend	...	„	324	...	1 0 3	...	...			
Wm. Riley	...	„	120	...	1 0 0	...	...			
C. E. Pearson	...	„	240	...	1 0 0	...	...			
Wm. Ewers	...	„	180	...	1 0 0	...	...			
Thos. Ewers	...	„	120	...	1 0 0	...	...			
Alexr. Binnie	...	Eden	960	...	3 0 0	...	...			
Jno. Hyde	...	„	960	...	3 0 0	...	...			
Geo. Brassington	...	„	240	...	1 0 0	...	...			
C. T. Stiles	...	„	1,344	...	4 4 0	...	...			
A. Laing	...	„	960	...	3 0 0	...	...			
E. H. Gruvenmaker	...	Grenfell	960	...	3 0 0	...	...			
Thos. Ticehurst	...	„	960	...	3 0 0	...	...			
E. L. Brewer	...	„	960	...	3 0 0	...	...			
Wm. Stein	...	„	960	...	3 0 0	...	...			
Adelaide Newman	...	„	960	...	3 0 0	...	..			
S. J. P. Newman	...	„	960	...	3 0 0	...	...			
Jno. Simpson	...	„	960	...	3 0 0	...	...			
Henry Harley	...	„	960	...	3 0 0	...	...			
Arthur Ingrey	...	„	960	...	3 0 0	...	...			
Jas. Walsh, junr.	...	„	480	...	1 10 0	...	...			
Edwd. Holland	...	„	570	...	1 15 8	...	...			
Jph. Bell	...	„	600	...	1 17 6	...	...			
Jas. Buckman	...	„	300	...	1 0 0	...	...			
Jno. Borton	...	„	600	...	1 17 6	...	...			
Wm. Shaw	...	„	150	...	1 0 0	...	...			
Jas. Memory	...	„	600	...	1 17 6	...	...			
Giden. Buckman	...	„	420	...	1 6 3	...	...			
W. W. Bell	...	„	420	...	1 6 3	...	...			
R. M. Byrnes	...	„	600	...	1 17 6	...	...			
Jno. Sloman	...	Glen Innes	1,074	...	3 3 5	...	...			
Oswld. Bloxsome	...	„	902	...	2 16 4	...	...		3 farthings.	
„	...	„	640	...	2 0 0	...	...			
„	...	„	640	...	2 0 0	...	...			
„	...	„	960	...	3 0 0	...	...			
„	...	„	640	...	2 0 0	...	...			
„	...	„	640	...	2 0 0	...	...			
„	...	„	640	...	2 0 0	...	...			
„	...	„	640	...	2 0 0	...	...			
„	...	„	640	...	2 0 0	...	...			
„	...	„	640	...	2 0 0	...	...			
„	...	„	640	...	2 0 0	...	...			
„	...	„	640	...	2 0 0	...	...			
„	...	„	640	...	2 0 0	...	...			
„	...	„	640	...	2 0 0	...	...			
„	...	„	640	...	2 0 0	...	...			
„	...	„	640	...	2 0 0	...	...			
„	...	„	649	...	2 0 7	...	...			
„	...	„	640	...	2 0 0	...	...			
„	...	„	920	...	2 17 6	...	...			
Thos. Costells	...	„	960	...	3 0 0	...	...			
Did. Cameron, junr.	...	„	960	...	3 0 0	...	...			
Mary M'Intyre	...	„	645	...	2 0 4	...	...			
„	...	„	640	...	2 0 0	...	...			
„	...	„	640	...	2 0 0	...	...			

Name of Lessee.	Name of Run.	Name of District.	Actual Area.	Estimated Carrying Capacity of Run.	Annual Rental. £ s. d.	Old Rental and Assessment.	Date of present Tenure.	Year of Expiration of present Lease.	Average Rental per Acre in each District.	General Abstract of particulars.
Mary M'Intyre	...	Glen Innes	640	...	2 0 0	...	...			
"	...	"	640	...	2 0 0	...	...			
"	...	"	640	...	2 0 0	...	...			
"	...	"	640	...	2 0 0	...	...			
"	...	"	640	...	2 0 0	...	...			
Archd. Cameron	...	"	960	...	3 0 0	...	...			
Cath. & Margt. Murray	...	"	960	...	3 0 0	...	...			
Dvd. M'Millan	...	"	960	...	3 0 0	...	...			
Alex. M'Millan	...	"	960	...	3 0 0	...	...			
Jno. Rodgers	...	"	1,043	...	3 5 4	...	...			
Jno. Fletcher	...	"	960	...	3 0 0	...	...			
J. W. C. Langhorne	...	"	960	...	3 0 0	...	...			
Geo. Wilson	...	"	960	...	3 0 0	...	...			
Robt. Hutton	...	"	660	...	2 1 4	...	...			
A. F. C. Dumaresq	...	"	960	...	3 0 0	...	...			
"	...	"	640	...	2 0 0	...	...			
"	...	"	640	...	2 0 0	...	...			
"	...	"	640	...	2 0 0	...	...			
"	...	"	999	...	3 2 6	...	...			
"	...	"	804	...	2 10 4	...	...			
S. O'Hara, junr.	...	"	960	...	3 0 0	...	...			
T. D. Lee	...	"	960	...	3 0 0	...	...			
Wm. M'Donald	...	"	960	...	3 0 0	...	...			
Alfd. Wilkins	...	"	960	...	3 0 0	...	...			
Andw. Ryan	...	"	792	...	2 9 6	...	...			
Hry. M'Donald	...	"	960	...	3 0 0	...	...			
F. J. Sloman	...	"	960	...	3 0 0	...	...			
G. W. Townsend	...	"	960	...	3 0 0	...	...			
J. J. R. Gibson	...	"	759	...	2 7 6	...	...			
J. W. Rodgers	...	"	804	...	2 10 4	...	...			
Robt. Drew	...	"	960	...	3 0 0	...	...			
A. F. C. & W. A. Dumaresqe	...	"	1,047	...	3 5 6	...	...			
D. Cameron	...	"	740	...	2 6 3	...	...			
Rt. Shannon	...	"	740	...	2 6 3	...	...			
John Fletcher	...	"	740	...	2 6 3	...	...			
Hugh Gordon	...	"	960	...	3 0 0	...	...			
A. F. C. & W. A. Dumaresq	...	"	11,200	...	35 0 0	...	...			
W. P. Saunders	...	"	960	...	3 0 0	...	...			
Jno. M'Master, junr.	...	"	960	...	3 0 0	...	...			
Thos. Doust	...	"	960	...	3 0 0	...	...			
Chas. Chappel	...	"	960	...	3 0 0	...	...			
Mary J. Rogers	...	"	360	...	1 2 6	...	...			
Oswld. Bloxsome	...	"	120	...	1 0 0	...	...			
Wm. Kielme	...	"	240	...	1 0 0	...	...			
Antoni Diedrick	...	"	300	...	1 0 0	...	...			
Henry Waters	...	"	243	...	1 0 0	...	...			
Alexr. Wetherspoon	...	"	300	...	1 0 0	...	...			
Fredk. Kichnie	...	"	300	...	1 0 0	...	...			
Wm. H. Sloman	...	"	463	...	1 8 11	...	...			
D. M. Chandler	...	"	120	...	1 0 0	...	...			
A. F. C. Dumaresq	...	"	360	...	1 2 6	...	...			
"	...	"	123	...	1 0 0	...	...			
"	...	"	120	...	1 0 0	...	...			
"	...	"	606	...	1 18 0	...	...			
"	...	"	120	...	1 0 0	...	...			
Jno. Crosbie	...	"	600	...	1 17 6	...	...			
Fdk. Voss	...	"	600	...	1 17 6	...	...			
Jas. Doust	...	"	360	...	1 2 6	...	...			
Robt. Ruming	...	"	240	...	1 0 0	...	...			
Wm. Walters	...	"	357	...	1 2 4	...	...			
Hrmn. Hartman	...	"	450	...	1 8 2	...	...			
Jno. Kniepp	...	"	300	...	1 0 0	...	...			
Moritz Seutz	...	"	120	...	1 0 0	...	...			
J. A. Keihne	...	"	420	...	1 6 3	...	...			
W. L. Fraser	...	"	300	...	1 0 0	...	...			
Hry. Hunold	...	"	360	...	1 2 6	...	...			
Jas. J. R. Gibson	...	"	480	...	1 10 0	...	...			
J. J. R. Gibson	...	"	480	...	1 10 0	...	...			
"	...	"	561	...	1 15 2	...	...			
Hugh Gordon	...	"	480	...	1 10 0	...	...			
G. A. Krauss	...	"	120	...	1 0 0	...	...			
Robt. J. Ruming	...	"	360	...	1 2 6	...	...			
C. F. Smith	...	"	210	...	1 0 0	...	...			
F. Hannah	...	"	240	...	1 0 0	...	...			
J. R. Dight & Bros.	...	Gunnedah	960	...	3 0 0	...	...			
"	...	"	1,080	...	3 7 6	...	...			
"	...	"	750	...	2 6 11	...	...			
"	...	"	1,180	...	3 13 9	...	...			
"	...	"	960	...	3 0 0	...	...			
"	...	"	1,070	...	3 6 11	...	...			
"	...	"	640	...	2 0 0	...	...			
"	...	"	640	...	2 0 0	...	...			
"	...	"	640	...	2 0 0	...	...			
"	...	"	640	...	2 0 0	...	...			

Annual

3 farthings.

Name of Lessee.	Name of Run.	Name of District.	Actual Area.	Estimated Carrying Capacity of Run.	Annual Rental. £ s. d.	Old Rental and Assessment.	Date of present Tenure.	Year of Expiration of present Lease.	Average Rental per Acre in each District.	General Abstract of particulars.
J. R. Dight & Bros.	...	Gunnedah	640	...	2 0 0	...	...	Annual.	3 farthings.	
,,	...	,,	1,000	...	3 2 6	...	...			
,,	...	,,	700	...	2 3 9	...	...			
,,	...	,,	960	...	3 0 0	...	...			
,,	...	,,	1,104	...	3 9 0	...	...			
,,	...	,,	960	...	3 0 0	...	...			
Clift Brothers	...	,,	640	...	2 0 0	...	...			
,,	...	,,	640	...	2 0 0	...	...			
,,	...	,,	640	...	2 0 0	...	...			
,,	...	,,	999	...	3 2 6	...	...			
,,	...	,,	640	...	2 0 0	...	...			
,,	...	,,	640	...	2 0 0	...	...			
,,	...	,,	720	...	2 5 2	...	...			
,,	...	,,	640	...	2 0 0	...	...			
,,	...	,,	640	...	2 0 0	...	...			
,,	...	,,	640	...	2 0 0	...	...			
Sophia E. Dight	...	,,	600	...	2 1 4	...	...			
Jas. Geo. Dight	...	,,	960	...	3 0 0	...	...			
Dight Brothers	...	,,	9,819	...	30 13 10	...	...			
,,	...	,,	642	...	2 0 2	...	...			
Stphn. Tucker	...	,,	960	...	3 0 0	...	...			
Jas. J. Conroy	...	,,	960	...	3 0 0	...	...			
W. A. Conroy	...	,,	960	...	3 0 0	...	...			
Sml. B. Clift	...	,,	960	...	3 0 0	...	...			
Clive, Hamilton, & Traill	...	,,	1,350	...	4 4 4	...	...			
T. P. Willsallen	...	,,	12,705	...	39 14 2	...	...			
R. G. Higgins	...	,,	45,660	...	142 4 10	...	...			
D. & J. M'Master	...	,,	1,840	...	5 15 6	...	...			
T. P. Willsallen	...	,,	960	...	3 0 0	...	...			
J. F. & H. C. White	...	,,	33,528	...	104 15 5	...	...			
T. P. Willsallen	...	,,	12,340	...	36 7 6	...	...			
L. I. Iredale	...	,,	5,861	...	18 6 8	...	...			
Andw. Town	...	,,	480	...	1 10 0	...	...			
,,	...	,,	120	...	1 0 0	...	...			
,,	...	,,	150	...	1 0 0	...	...			
,,	...	,,	120	...	1 0 0	...	...			
,,	...	,,	120	...	1 0 0	...	...			
,,	...	,,	120	...	1 0 0	...	...			
,,	...	,,	120	...	1 0 0	...	...			
,,	...	,,	369	...	1 3 2	...	...			
,,	...	,,	360	...	1 2 6	...	...			
,,	...	,,	600	...	3 17 6	...	...			
,,	...	,,	480	...	1 10 0	...	...			
L. I. Iredale	...	,,	122	...	1 0 0	...	...			
,,	...	,,	600	...	1 17 6	...	...			
,,	...	,,	300	...	1 0 0	...	...			
,,	...	,,	638	...	1 19 10	...	...			
,,	...	,,	300	...	1 0 0	...	...			
,,	...	,,	297	...	1 0 0	...	...			
,,	...	,,	600	...	1 17 6	...	...			
,,	...	,,	300	...	1 0 0	...	...			
,,	...	,,	150	...	1 0 0	...	...			
,,	...	,,	450	...	1 8 2	...	...			
,,	...	,,	150	...	1 0 0	...	...			
,,	...	,,	300	...	1 0 0	...	...			
,,	...	,,	300	...	1 0 0	...	...			
,,	...	,,	240	...	1 0 0	...	...			
,,	...	,,	240	...	1 0 0	...	...			
,,	...	,,	420	...	1 6 4	...	...			
,,	...	,,	600	...	1 17 6	...	...			
,,	...	,,	419	...	1 6 2	...	...			
,,	...	,,	120	...	1 0 0	...	...			
,,	...	,,	300	...	1 0 0	...	...			
,,	...	,,	300	...	1 0 0	...	...			
,,	...	,,	420	...	1 6 4	...	...			
,,	...	,,	300	...	1 0 0	...	...			
,,	...	,,	540	...	1 13 10	...	...			
,,	...	,,	540	...	1 13 10	...	...			
,,	...	,,	600	...	1 17 6	...	...			
Jas. Priestly	...	Grafton	960	...	3 0 0	...	...			
Grahame Mylne	...	,,	1,094	...	3 8 6	...	...			
,,	...	,,	640	...	2 0 0	...	...			
,,	...	,,	640	...	2 0 0	...	...			
,,	...	,,	1,040	...	3 5 0	...	...			
,,	...	,,	865	...	2 14 1	...	...			
,,	...	,,	640	...	2 0 0	...	...			
,,	...	,,	700	...	2 3 9	...	...			
Geo. Gerard	...	,,	836	...	2 12 5	...	...			
Jsph. Gerard	...	,,	960	...	3 0 0	...	...			
Thos. H. Smith	...	,,	942	...	2 18 10	...	...			
Thos. Maxwell	...	,,	960	...	3 0 0	...	...			
Barnes and Smith	...	,,	1,752	...	5 9 6	...	...			
Jas. M'Kee	...	,,	840	...	2 12 6	...	...			
Alex. M'Pherson		,,	669	...	2 1 10	...	...			

Name of Lessee.	Name of Run.	Name of District.	Actual Area.	Estimated Carrying Capacity of Run.	Annual Rental. £ s. d.	Old Rental and Assessment.	Date of present Tenure.	Year of Expiration of present Lease.	Average Rental per Acre in each District.	General Abstract of particulars.
Jas. Maxwell	...	Grafton	960	...	3 0 0	...	...	Annual.	3 farthings.	
Robt. Hulton	...	,,	960	...	3 0 0	...	...			
Justus Folbey	...	,,	960	...	3 0 0	...	...			
Jas. Aitken	...	,,	1,340	...	4 3 10	...	...			
Jas. Connor	...	,,	960	...	3 0 0	...	...			
H. M. Whitehead	...	,,	966	...	3 0 5	...	...			
W. S. Collett	...	,,	960	...	3 0 0	...	...			
Alex. Beaton	...	,,	960	...	3 0 0	...	...			
Jno. Ward	...	,,	960	...	3 0 0	...	...			
Geo. Gerard	...	,,	264	...	1 0 0	...	...			
Jno. Law, senr.	...	,,	576	...	1 16 0	...	...			
Crome Canham	...	,,	276	...	1 0 0	...	...			
W. A. Greaves	...	,,	300	...	1 0 0	...	...			
,,	...	,,	135	...	1 0 0	...	...			
Sml. Avery	...	,,	396	...	1 4 9	...	...			
C. Matterson	...	,,	180	...	1 0 0	...	...			
Frd. Klaus	...	,,	100	...	1 0 0	...	...			
Geo. Gerard	...	,,	264	...	1 0 0	...	...			
Jas. Devlin	...	,,	315	...	1 0 0	...	...			
J. R. Schumacher	...	,,	300	...	1 0 0	...	...			
Fk. Foster	...	,,	399	...	1 5 0	...	...			
H. M'Pherson	...	,,	294	...	1 0 0	...	...			
Jno. M'Pherson	...	,,	321	...	1 0 1	...	...			
Mcl. Skene	...	,,	138	...	1 0 0	...	...			
Jas. Campbell	...	,,	231	...	1 0 0	...	...			
M. J. Everingham	...	,,	600	...	1 7 6	...	...			
Jas. M'Evoy	...	Gundagai	700	...	2 3 10	...	...			
,,	...	,,	700	...	2 3 10	...	...			
,,	...	,,	1,000	...	3 2 6	...	...			
,,	...	,,	640	...	2 0 0	...	...			
,,	...	,,	1,000	...	3 2 6	...	...			
,,	...	,,	1,050	...	3 5 8	...	...			
,,	...	,,	640	...	2 0 0	...	...			
,,	...	,,	700	...	2 3 10	...	...			
,,	...	,,	640	...	2 0 0	...	...			
Wm. M. Sarders	...	,,	700	...	2 3 10	...	...			
Jno. Josph. Quilter	...	,,	960	...	3 0 0	...	...			
Jas. Fitzpatrick	...	,,	960	...	3 0 0	...	...			
,,	...	,,	960	...	3 0 0	...	...			
J. L. Baker	...	,,	960	...	3 0 0	...	...			
Robt. Beaver	...	,,	672	...	2 2 0	...	...			
W. Coggan	...	,,	870	...	2 14 6	...	...			
Thos. Coggan	...	,,	850	...	2 13 2	...	...			
Ptk. Quinlan	...	,,	960	...	3 0 0	...	...			
Jno. J. Crowe	...	,,	660	...	2 1 4	...	...			
Jas. Pring	...	,,	700	...	2 3 10	...	...			
,,	...	,,	640	...	2 0 0	...	...			
,,	...	,,	750	...	2 7 0	...	...			
,,	...	,,	640	...	2 0 0	...	...			
Jas. Brabin	...	,,	640	...	2 0 0	...	...			
A. S. C. Beveridge	...	,,	730	...	2 5 8	...	...			
R. F. Horseley	...	,,	960	...	3 0 0	...	...			
Geo. Rolfe	...	,,	960	...	3 0 0	...	...			
Mrs. Leah Howe	...	,,	960	...	3 0 0	...	...			
Wm. Donnelly	...	,,	960	...	3 0 0	...	...			
Jas. & O. Turner	...	,,	870	...	2 14 5	...	...			
Jno. Dent	...	,,	870	...	2 14 5	...	...			
Wm. Richardson	...	,,	960	...	3 0 0	...	...			
Jno. Richardson	...	,,	960	...	3 0 0	...	...			
J. Ball	...	,,	870	...	2 14 5	...	...			
Jno. Carberry	...	,,	840	...	2 12 0	...	...			
Jas. J. Crowe	...	,,	640	...	2 0 0	...	...			
Jas. Robinson	...	,,	809	...	2 10 8	...	...			
,,	...	,,	800	...	2 10 0	...	...			
,,	...	,,	800	...	2 10 0	...	...			
,,	...	,,	995	...	3 2 4	...	...			
,,	...	,,	650	...	2 0 8	...	...			
,,	...	,,	650	...	2 0 8	...	...			
Wm. Franks	...	,,	960	...	3 0 0	...	...			
Jno. M. Sheahan	...	,,	800	...	2 10 0	...	...			
Jno. O'Keeffe	...	,,	960	...	3 0 0	...	...			
Jas. M'Namara	...	,,	942	...	2 18 10	...	...			
Jas. Quilty	...	,,	960	...	3 0 0	...	...			
Jas. D. Sheahan	...	,,	610	...	1 18 2	...	...			
J. L. Baker	...	,,	960	...	3 0 0	...	...			
Philip Coggan	...	,,	960	...	3 0 0	...	...			
Jas. Beveridge	...	,,	960	...	3 0 0	...	...			
F. C. Crowe	...	,,	660	...	2 1 4	...	...			
W. Jamieson	...	,,	813	...	2 10 10	...	...			
Stephn. Fennell	...	,,	900	...	2 16 4	...	...			
Chas. Knight	...	,,	960	...	3 0 0	...	...			
Jas. Robertson	...	,,	960	...	3 0 0	...	...			
Jno. P. Sullivan	...	,,	960	...	3 0 0	...	...			
Jno. Kilpatrick	...	,,	960	...	3 0 0	...	...			

Name of Lessee.	Name of Run.	Name of District.	Actual Area.	Estimated Carrying Capacity of Run.	Annual Rental. £ s. d.	Old Rental and Assessment.	Date of present Tenure.	Year of Expiration of present Lease.	Average Rental per Acre in each District.	General Abstract of particulars.
Wm. B. Wilson	...	Gundagai	690	...	2 3 2	...	...	Annual.	3 farthings.	
Peter Reardon	...	,,	900	...	2 16 4	...	...			
J. F. P. Beveridge	...	,,	960	...	3 0 0	...	...			
Alice A. Beveridge	...	,,	960	...	3 0 0	...	...			
Andw. Beveridge	...	,,	960	...	3 0 0	...	...			
Louisa F. Robinson	...	,,	960	...	3 0 0	...	...			
Fred. M. Robinson	...	,,	960	...	3 0 0	...	...			
Wm. B. Robinson	...	,,	960	...	3 0 0	...	...			
Jno. Cullinane	...	,,	900	...	2 16 4	...	...			
Jas. Roberts	...	,,	660	...	2 1 4	...	...			
Jas. Fitzpatrick	...	,,	1,920	...	6 0 0	...	...			
Ptk. Donnelly	...	,,	4,400	...	13 15 2	...	...			
Dvd. Sinclair	...	,,	720	...	2 5 0	...	...			
Ada A. Jenkins	...	,,	651	...	2 0 9	...	...			
M. S. White	...	,,	960	...	3 0 0	...	...			
Wm. Levett	...	,,	960	...	3 0 0	...	...			
Mcl. E. Crowe	...	,,	666	...	2 1 8	...	...			
Jno. Larkin	...	,,	960	...	3 0 0	...	...			
Thos. Davis	...	,,	690	...	2 3 2	...	...			
Wm. Bootes, senr.	...	,,	1,180	...	3 13 10	...	...			
Maria Sharman	...	,,	953	...	2 19 7	...	...			
Wm. Sharman	...	,,	960	...	3 0 0	...	...			
Leah Howe	...	,,	2,100	...	6 11 3	...	...			
Andw. J. A. Beveridge	...	,,	960	...	3 0 0	...	...			
Wltr. O'Windeyer	...	,,	960	...	3 0 0	...	...			
,,	...	,,	14,086	...	22 2 10	...	...			
Jno. Jenkins	...	,,	648	...	2 0 6	...	...			
Jph. Hodge	...	,,	687	...	2 3 0	...	...			
B. M. Osborne	...	,,	936	...	2 18 6	...	...			
Jno. T. Shiriom	...	,,	780	...	2 8 10	...	...			
Jas. S. Nicholls	...	,,	960	...	3 0 0	...	...			
R. F. Horsley	...	,,	723	...	2 5 2	...	...			
Jno. Howe	...	,,	960	...	3 0 0	...	...			
Job Hitchcock	...	,,	960	...	3 0 0	...	...			
H. Jenkins, jr.	...	,,	960	...	3 0 0	...	...			
Martin Black	...	,,	960	...	3 0 0	...	...			
Elison Hamilton	...	,,	960	...	3 0 0	...	...			
Jas. Hamilton	...	,,	960	...	3 0 0	...	...			
R. F. Horsley	...	,,	990	...	3 1 10	...	...			
Jno. Black	...	,,	960	...	3 0 0	...	...			
Isabl. Hamilton	...	,,	960	...	3 0 0	...	...			
Wm. Horsley	...	,,	840	...	2 12 6	...	...			
Jno. Hamilton	...	,,	960	...	3 0 0	...	...			
Wm. Berryman	...	,,	960	...	3 0 0	...	...			
Wm. Richardson	...	,,	960	...	3 0 0	...	...			
Hry. Richardson	...	,,	960	...	3 0 0	...	...			
R. F. Horsley	...	,,	1,554	...	4 17 2	...	...			
Mat. Hamilton	...	,,	960	...	3 0 0	...	...			
Eliza Jenkins	...	,,	960	...	3 0 0	...	...			
Justin M'Carthy	...	,,	714	...	2 4 8	...	...			
Ptk. Mallon	...	,,	960	...	3 0 0	...	...			
Thos. Callan, junr.	...	,,	960	...	3 0 0	...	...			
Sk. Salting, Executors of	...	,,	960	...	3 0 0	...	...			
Jas. M'Cleod	...	,,	960	...	3 0 0	...	...			
Geo. Gittoes	...	,,	960	...	3 0 0	...	...			
Mary O'Donnell	...	,,	840	...	2 12 6	...	...			
Jno. Marinan	...	,,	720	...	2 5 0	...	...			
Jno. Murphy, sr.	...	,,	840	...	2 12 6	...	...			
Pat. Shehan	...	,,	960	...	3 0 0	...	...			
Jno. Barr	...	,,	960	...	3 0 0	...	...			
Jas. Dunn	...	,,	720	...	2 5 0	...	...			
J. B. Sharp	...	,,	960	...	3 0 0	...	...			
J. A. Brougthon	...	,,	720	...	2 5 0	...	...			
W. J. Grieves	...	,,	960	...	3 0 0	...	...			
Alx. Grieves	...	,,	960	...	3 0 0	...	...			
Thos. Ryan	...	,,	960	...	3 0 0	...	...			
J. D. Shehan	...	,,	960	...	3 0 0	...	...			
Thos. Broughton	...	,,	2,742	...	8 11 4	...	...			
Jph. Brooke	...	,,	600	...	1 17 6	...	...			
,,	...	,,	120	...	1 0 0	...	...			
Josa. Bushelle, sen.	...	,,	360	...	1 2 6	...	...			
Roger Carey	...	,,	150	...	1 0 0	...	...			
E. M. Crowe	...	,,	480	...	1 10 0	...	...			
Thos. Crain	...	,,	300	...	1 0 0	...	...			
Jas. Crowe	...	,,	624	...	1 19 0	...	...			
Jno. Givney	...	,,	480	...	1 10 0	...	...			
Jno. A. Griffiths	...	,,	600	...	1 17 6	...	...			
Ptk. Harlow	...	,,	480	...	1 10 0	...	...			
Jno. Hides	...	,,	229	...	1 0 0	...	...			
,,	...	,,	240	...	1 0 0	...	...			
Ptk. Keane	...	,,	480	...	1 10 0	...	...			
,,	...	,,	516	...	1 12 3	...	...			
Cathn. Luff	...	,,	480	...	1 10 0	...	...			
,,	...	,,	510	...	1 11 11	...	...			

Name of Lessee.	Name of Run.	Name of District.	Actual Area.	Estimated Carrying Capacity of Run.	Annual Rental. £ s. d.	Old Rental and Assessment.	Date of present Tenure.	Year of Expiration of present Lease.	Average Rental per Acre in each District.	General Abstract of particulars.
Cath. Luff	...	Gundagai	150	...	1 0 0	...	...	Annual.	3 farthings.	
Jno. Donnelly	...	"	609	...	1 18 1	...	...			
Dnl. Murphy	...	"	97	...	1 0 0	...	...			
"	...	"	420	...	1 6 4	...	...			
Jas. McDougall	...	"	360	...	1 2 6	...	...			
Donald McLean	...	"	510	...	1 11 11	...	...			
Jas. Neave, sen.	...	"	498	...	1 11 2	...	...			
Jas. Neve, jun.	...	"	390	...	1 4 6	...	...			
Jno. Pierse	...	"	420	...	1 6 3	...	...			
Jas. Quilter	...	"	240	...	1 0 0	...	...			
Ptk. Reardon	...	"	288	...	1 0 0	...	...			
Edmd. Rolfe	...	"	390	...	1 4 6	...	...			
Benj. Ross	...	"	90	...	1 0 0	...	...			
Ellen Shanahan	...	"	300	...	1 0 0	...	...			
Dnl. Sugarue	...	"	120	...	1 0 0	...	...			
Geo. Dennis	...	"	300	...	1 0 0	...	...			
"	...	"	300	...	1 0 0	...	...			
Alex. Mackay	...	"	120	...	1 0 0	...	...			
Benj. Leemon	...	"	240	...	1 0 0	...	...			
Thos. Jones	...	"	300	...	1 0 0	..	...			
Fred. C. Crowe	...	"	300	...	1 0 0	...	...			
Jas. Kilpatrick	...	"	240	...	1 0 0	...	...			
"	...	"	240	...	1 0 0	...	...			
J. K. Corbett	...	"	306	...	1 0 0	...	...			
Helen Jane Beveridge	...	"	597	...	1 17 4	...	...			
Jas. Beveridge	...	"	531	...	1 13 2	...	...			
W. Cook	...	"	600	...	1 17 6	...	...			
Dl. Sullivan	...	"	453	...	1 8 4	...	...			
Geo. McLeod	...	"	225	...	1 0 0	...	...			
Ronld. McLeod	...	"	297	...	1 0 0	...	...			
Chas. Baker	...	"	600	...	1 17 6	...	...			
"	...	"	120	...	1 0 0	...	...			
Jno. Fox	...	"	258	...	1 0 0	...	...			
T. Carroll	...	"	408	...	1 5 6	...	...			
J. Clarke	...	"	200	...	1 0 0	...	...			
M. T. Carberry	...	"	500	...	1 11 3	...	...			
C. H. Givney	...	"	300	...	1 0 0	...	...			
"	...	"	150	...	1 0 0	...	...			
Jno. Franks	...	"	600	...	1 17 6	...	...			
Ambse. Franks	...	"	120	...	1 0 0	...	...			
J. Hennessy	...	"	150	...	1 0 0	...	...			
A. Gregory	...	"	120	...	1 0 0	...	...			
Jno. McAlister	...	"	601	...	1 17 6	...	...			
"	...	"	198	...	1 0 0	...	...			
T. Givney	...	"	300	...	1 0 0	...	...			
"	...	"	150	...	1 0 0	...	...			
Jas. W. Coggan	...	"	360	...	1 2 6	...	...			
Jno. Sheehan	...	"	80	...	1 0 0	...	...			
Thos. Callen, jun.	...	"	600	...	1 17 6	...	...			
W. J. Sullivan	...	"	600	...	1 17 6	...	...			
C. J. McCarthy	...	"	120	...	1 0 0	...	...			
A. E. Jenkins	...	"	405	...	1 5 4	...	...			
Godfrey Hill	...	"	250	...	1 0 0	...	...			
A. M. Mullany	...	"	270	...	1 0 0	...	...			
Jno. Cronin	...	"	600	...	1 17 6	...	...			
Ptk. Sullivan, jun.	...	"	360	...	1 2 6	...	...			
Jas. McEvoy	...	"	600	...	1 17 6	...	...			
Sml. Watt	...	"	360	...	1 2 6	...	...			
"	...	"	150	...	1 0 0	...	...			
A. McKinnon	...	"	150	...	1 0 0	...	...			
Jno. Taylor	...	"	318	...	1 0 0	...	...			
Jno. Donoghue	...	"	240	...	1 0 0	...	...			
Red. Weston, jun.	...	"	300	...	1 0 0	...	...			
Jno. Bourke	...	"	300	...	1 0 0	...	...			
Jno. Hennessy	...	"	240	...	1 0 0	...	...			
M. T. Carberry	...	"	300	...	1 0 0	...	...			
Jas. Luff	...	"	300	...	1 0 0	...	...			
Wm. Luff	...	"	420	...	1 6 4	...	...			
D. F. Robertson	...	"	320	...	1 0 0	...	...			
Jno. J. Sullivan	...	"	270	...	1 0 0	...	...			
M. J. Jenkins	...	"	336	...	1 1 0	...	...			
W. H. Jenkins	...	"	576	...	1 16 0	...	...			
R. J. Ray	...	"	603	...	1 17 8	...	...			
E. & C. Shanahan	...	"	501	...	1 11 4	...	...			
Thos. Hines	...	"	600	...	1 17 6	...	...			
Red. Walsh	...	"	360	...	1 2 6	...	...			
T. J. Sullivan	...	"	255	...	1 0 0	...	...			
E. F. Keane	...	"	366	...	1 2 11	...	...			
M. Carberry	...	"	180	...	1 0 0	...	...			
Hmn. Webster	...	"	240	...	1 0 0	...	...			
L. Robertson	...	"	240	...	1 0 0	...	...			
Jas. Crowe	...	"	120	...	1 0 0	...	...			
Chas Perry	...	"	191	...	1 0 0	...	...			
Bryan J. Connor	...	"	600	...	1 17 6	...	...			

Name of Lessee.	Name of Run.	Name of District.	Actual Area.	Estimated Carrying Capacity of Run.	Annual Rental. £ s. d.	Old Rental and Assessment.	Date of present Tenure.	Year of Expiration of present Lease.	Average Rental per Acre in each District.	General Abstract of particulars.
Jph. Wolloms	...	Gundagai	120	...	1 0 0	...	...			
G. W. Last	...	,,	300	...	1 0 0	...	...			
Wm. Stinson	...	,,	600	...	1 17 6	...	...			
Roger Carey	...	,,	100	...	1 0 0	...	...			
Jas. Sullivan	...	,,	120	...	1 0 0	...	...			
J. P. Edwards	...	,,	351	...	1 2 0	...	...			
Jno. Barnes	...	,,	120	...	1 0 0	...	...			
J. Stadtmeller	...	,,	285	...	1 0 0	...	...			
Michl. Maher	...	,,	384	...	1 4 0	...	...			
Jno. E. Barnes	...	,,	360	...	1 2 6	...	...			
Jno. Ashton	...	,,	360	...	1 2 6	...	...			
Danl. Cahill	...	,,	360	...	1 2 6	...	...			
Thos. Watt	...	,,	510	...	1 11 11	...	...			
Thos. W. Fuller	...	,,	120	...	1 0 0	...	...			
Rd. F. Horsley	...	,,	180	...	1 0 0	...	...			
Ben. M. Osborne	...	,,	450	...	1 8 2	...	...			
Jno. Goodwin	...	,,	300	...	1 0 0	...	...			
Jno. Raleigh	...	,,	120	...	1 0 0	...	...			
Ptk. Callon	...	,,	300	...	1 0 0	...	...			
Wm. J. Givney	...	,,	450	...	1 8 2	...	...			
Alfd. Frost	...	,,	150	...	1 0 0	...	...			
,,	...	,,	300	...	1 0 0	...	...			
N. Carberry	...	,,	360	...	1 2 6	...	...			
Rt. Gregory	...	,,	450	...	1 8 2	...	...			
Edwd. Hines	...	,,	120	...	1 0 0	...	...			
Patk. Gueran	...	,,	300	...	1 0 0	...	...			
Jno. Coggan	...	,,	150	...	1 0 0	...	...			
T. M. Coggan	...	,,	270	...	1 0 0	...	...			
J. G. Tressellian	...	,,	600	...	1 17 6	...	...			
Jas. Cooney	...	,,	120	...	1 0 0	...	...			
Wm. Clark	...	,,	150	...	1 0 0	...	...			
J. A. Hallyman	...	,,	360	...	1 2 6	...	...			
Ben. M. Osborne	...	,,	300	...	1 0 0	...	...			
Donald M'Kenzie	...	,,	120	...	1 0 0	...	...			
E. Maher	...	,,	300	...	1 0 0	...	...			
Fras. Quinlan	...	,,	480	...	1 10 0	...	...			
Jph. Hallam	...	,,	120	...	1 0 0	...	...			
Jno. Hines	...	,,	240	...	1 0 0	...	...			
Wm. Cartwright	...	,,	600	...	1 17 6	...	...			
Jno. F. Goodwin	...	,,	268	...	1 0 0	...	...			
J. Glasscock	...	,,	180	...	1 0 0	...	...			
Wm. Coggan	...	,,	300	...	1 0 0	...	...			
Geo. Meale	...	,,	300	...	1 0 0	...	...			
Jno. Hennessey	...	,,	450	...	1 8 2	...	...			
Jas. M'Neil	...	,,	480	...	1 10 0	...	...			
E. W. Hall	...	,,	120	...	1 0 0	...	...			
Jas. Maguire, junr.	...	,,	126	...	1 0 0	...	...			
Jno. Givney	...	,,	300	...	1 0 0	...	...			
S. R. Givney	...	,,	300	...	1 0 0	...	...			
Jno. Quinn	...	,,	120	...	1 0 0	...	...			
Ptk. Canty	...	,,	600	...	1 17 6	...	...			
W. Godfrey, junr.	...	,,	480	...	1 10 0	...	...			
Chas. Cooney	...	,,	300	...	1 0 0	...	...			
Jno. J. Harpley, junr.	...	,,	600	...	1 17 6	...	...			
Jas. Maguire, senr.	...	,,	492	...	1 10 9	...	...			
Fras. Lloyd, senr.	...	,,	600	...	1 17 6	...	...			
Stephen Flynn	...	,,	120	...	1 0 0	...	...			
Geo. W. Last	...	,,	240	...	1 0 0	...	...			
Ewd. Cullinan	...	,,	120	...	1 0 0	...	...			
Patk. Cullinan	...	,,	150	...	1 0 0	...	...			
Joseph Cox	...	,,	549	...	1 14 4	...	...			
Jno. Thos. Bradman	...	,,	240	...	1 0 0	...	...			
Michl. Renehan	...	,,	540	...	1 13 9	...	...			
Thos. Heffernan	...	,,	600	...	1 17 6	...	...			
Jno. Lenehan	...	,,	180	...	1 0 0	...	...			
Wm. Clee	...	,,	240	...	1 0 0	...	...			
Fras. Lloyd, junr.	...	,,	300	...	1 0 0	...	...			
Archd. Boreland	...	,,	360	...	1 2 6	...	...			
Thos. Carberry	...	,,	480	...	1 10 0	...	...			
Michl. Deegan	...	,,	420	...	1 6 4	...	...			
Ptk. Jones	...	,,	420	...	1 6 4	...	...			
Cath. M'Alister	...	,,	270	...	1 0 0	...	...			
Fras. Lloyd, senr.	...	,,	360	...	1 2 6	...	...			
Jas. Lloyd	...	,,	300	...	1 0 0	...	...			
Mary Lloyd	...	,,	390	...	1 4 6	...	...			
Martin Hennessy	...	,,	120	...	1 0 0	...	...			
Jas. Dawson	...	,,	420	...	1 6 4	...	...			
Hy. Lovett	...	,,	300	...	1 0 0	...	...			
Eml. A. Sawyer	...	,,	600	...	1 17 6	...	...			
Ambrose Franks	...	,,	300	...	1 0 0	...	...			
R. T. Billingsley	...	,,	300	...	1 0 0	...	...			
Jno. Billingsley, junr.	...	,,	120	...	1 0 0	...	...			
Thos. Bone	...	,,	582	...	1 16 6	...	...			
Wm. Henessy	...	,,	360	...	1 2 6	...	...			

Annual.

3 farthings.

Name of Lessee.	Name of Run.	Name of District.	Actual Area.	Estimated Carrying Capacity of Run.	Annual Rental. £ s. d.	Old Rental and Assessment.	Date of present Tenure.	Year of Expiration of present Lease.	Average Rental per Acre in each District.	General Abstract of particulars.
Wm. Carberry	...	Gundagai	240	...	1 0 0	...	...	Annual.	3 farthings.	
Jno. J. Crowe	...	,,	240	...	1 0 0	...	...			
Jno. Carberry, jun.	...	,,	180	...	1 0 0	...	...			
Otho P. M'Mahon	...	,,	600	...	1 17 6	...	...			
Wm. J. Clemson	...	,,	480	...	1 10 0	...	...			
C. W. Clemson	...	,,	120	...	1 0 0	...	...			
Robt. Crowe	...	,,	240	...	1 0 0	...	...			
Geo. E. Shaw	...	,,	420	...	1 6 4	...	...			
Jno. Lennane	...	,,	420	...	1 6 4	...	...			
Jno. & Thos. Barry	...	Goulburn	640	...	2 0 0	...	...			
,,	...	,,	640	...	2 0 0	...	...			
,,	...	,,	640	...	2 0 0	...	...			
E. Basingthwaite	...	,,	640	...	2 0 0	...	...			
,,	...	,,	640	...	2 0 0	...	...			
J. Brassington	...	,,	936	...	2 18 6	...	...			
Jas. Chisholm	...	,,	640	...	2 0 0	...	...			
,,	...	,,	750	...	2 7 0	...	...			
,,	...	,,	1,000	...	3 2 6	...	...			
,,	...	,,	640	...	2 0 0	...	...			
Frcs. Cooper	...	,,	640	...	2 0 0	...	...			
,,	...	,,	640	...	2 0 0	...	...			
,,	...	,,	640	...	2 0 0	...	...			
,,	...	,,	640	...	2 0 0	...	...			
,,	...	,,	640	...	2 0 0	...	...			
,,	...	,,	960	...	3 0 0	...	...			
,,	...	,,	850	...	2 13 2	...	...			
Jno. Fuljames	...	,,	750	...	2 7 0	...	...			
Alice Gibson	...	,,	640	...	2 0 0	...	...			
Matt. Hillas	...	,,	640	...	2 0 0	...	...			
,,	...	,,	640	...	2 0 0	...	...			
,,	...	,,	640	...	2 0 0	...	...			
,,	...	,,	1,000	...	3 2 6	...	...			
Jno. Heffernan	...	,,	800	...	2 10 0	...	...			
J. A. Jamieson	...	,,	640	...	2 0 0	...	...			
,,	...	,,	640	...	2 0 0	...	...			
,,	...	,,	640	...	2 0 0	...	...			
,,	...	,,	640	...	2 0 0	...	...			
,,	...	,,	800	...	2 10 0	...	...			
,,	...	,,	960	...	3 0 0	...	...			
,,	...	,,	1,100	...	3 8 10	...	...			
,,	...	,,	840	...	2 12 6	...	...			
Phillip Jamieson	...	,,	960	...	3 0 0	...	...			
,,	...	,,	960	...	3 0 0	...	...			
Matt. W. Hillas	...	,,	640	...	2 0 0	...	...			
,,	...	,,	640	...	2 0 0	...	...			
,,	...	,,	640	...	2 0 0	...	...			
J. Lehane	...	,,	750	...	2 7 0	...	...			
Jno. Lynch	...	,,	897	...	2 16 1	...	...			
Jas. Marsden	...	,,	640	...	2 0 0	...	...			
,,	...	,,	640	...	2 0 0	...	...			
,,	...	,,	640	...	2 0 0	...	...			
Janet Mather	...	,,	960	...	3 0 0	...	...			
J. Mitchell	...	,,	800	...	2 10 0	...	...			
,,	...	,,	640	...	2 0 0	...	...			
Jno. Morrice	...	,,	850	...	2 13 2	...	...			
,,	...	,,	950	...	2 19 5	...	...			
,,	...	,,	850	...	2 13 2	...	...			
,,	...	,,	640	...	2 0 0	...	...			
,,	...	,,	950	...	2 19 5	...	...			
,,	...	,,	850	...	2 13 2	...	...			
,,	...	,,	640	...	2 0 0	...	...			
Jas. Chisholm	...	,,	640	...	2 0 0	...	...			
,,	...	,,	960	...	3 0 0	...	...			
,,	...	,,	900	...	2 16 4	...	...			
,,	...	,,	1,200	...	3 15 0	...	...			
,,	...	,,	1,130	...	3 12 0	...	...			
,,	...	,,	640	...	2 0 0	...	...			
,,	...	,,	960	...	3 0 0	...	...			
Jas. M'Guire	...	,,	640	...	2 0 0	...	...			
Robt. Morgan	...	,,	700	...	2 3 9	...	...			
Frcs. North	...	,,	780	...	2 8 9	...	...			
,,	...	,,	1,280	...	4 0 0	...	...			
Arthr. Rankin	...	,,	1,100	...	3 8 10	...	...			
,,	...	,,	1,100	...	3 8 10	...	...			
,,	...	,,	750	...	2 7 0	...	...			
,,	...	,,	1,000	...	3 2 6	...	...			
,,	...	,,	750	...	2 6 11	...	...			
,,	...	,,	800	...	2 10 0	...	...			
Jno. Ryan	...	,,	960	...	3 0 0	...	...			
Clara S. Reddall	...	,,	1,200	...	3 15 0	...	...			
J. Shepherd	...	,,	640	...	2 0 0	...	...			
,,	...	,,	640	...	2 0 0	...	...			
Thos. W. Smart	...	,,	640	...	2 0 0	...	...			
P. Sweeny	...	,,	730	...	2 5 8	...	...		3½ farthings.	

Name of Lessee.	Name of Run.	Name of District.	Actual Area.	Estimated Carrying Capacity of Run.	Annual Rental.	Old Rental and Assessment.	Date of present Tenure.	Year of Expiration of present Lease.	Average Rental per Acre in each District.	General Abstract of particulars.
					£ s. d.					
Wm. Turner	...	Goulburn	900	...	2 16 4	...	...			
Jas. R. Styles	...	"	900	...	2 16 3	...	...			
Janet Mather	...	"	840	...	2 12 6	...	...			
D. F. Cameron, for J. Hillas	...	"	960	...	3 0 0	...	...			
"	...	"	750	...	2 6 11	...	...			
"	...	"	640	...	2 0 0	...	...			
Mcl. Broderick	...	"	657	...	2 1 2	...	...			
Geo. Evans	...	"	640	...	2 0 0	...	...			
"	...	"	700	...	2 3 10	...	...			
Commercial Bank	...	"	640	...	2 0 0	...	...			
"	...	"	640	...	2 0 0	...	...			
"	...	"	860	...	2 13 10	...	...			
"	...	"	700	...	2 3 9	...	...			
"	...	"	850	...	2 13 2	...	...			
"	...	"	640	...	2 0 0	...	...			
"	...	"	800	...	2 10 0	...	...			
"	...	"	640	...	2 0 0	...	...			
"	...	"	640	...	2 0 0	...	...			
M. W. Hillas	...	"	640	...	2 0 0	...	...			
A. M'Donald, Executor of the late Wm. Bradley	...	"	640	...	2 0 0	...	...			
	...	"	640	...	2 0 0	...	...			
Jno. Cameron	...	"	960	...	3 0 0	...	...			
Dvd. Foole	...	"	670	...	2 1 10	...	...			
Job Gray	...	"	720	...	2 5 0	...	...			
Jas. W. Bray	...	"	640	...	2 0 0	...	...			
"	...	"	830	...	2 11 11	...	...			
J. W. & H. D. Bray	...	"	640	...	2 0 0	...	...			
D. & H. M'Kenzie	...	"	960	...	3 0 0	...	...			
"	...	"	750	...	2 6 11	...	...			
"	...	"	760	...	2 7 7	...	...			
"	...	"	640	...	2 0 0	...	...			
"	...	"	640	...	2 0 0	...	...			
Geo. Slocombe	...	"	960	...	3 0 0	...	...			
"	...	"	800	...	2 10 0	...	...			
Dnl. O'Brien	...	"	700	...	2 3 9	...	...			
Jno. Cropper	...	"	640	...	2 0 0	...	...			
"	...	"	640	...	2 0 0	...	...			
"	...	"	900	...	2 16 4	...	...			
Dvd. Broadhead	...	"	1,240	...	3 17 6	...	...			
"	...	"	640	...	2 0 0	...	...			
"	...	"	640	...	2 0 0	...	...			
"	...	"	640	...	2 0 0	...	...			
Arthr. Rankin	...	"	750	...	2 6 10	...	...			
"	...	"	640	...	2 0 0	...	...			
"	...	"	640	...	2 0 0	...	...			
"	...	"	750	...	2 6 10	...	...			
"	...	"	750	...	2 6 10	...	...			
"	...	"	640	...	2 0 0	...	...			
"	...	"	640	...	2 0 0	...	...			
"	...	"	640	...	2 0 0	...	...			
H. F. Hartley	...	"	960	...	3 0 0	...	...			
Wm. Jobson	...	"	720	...	2 5 0	...	...			
A. F. Gibson	...	"	1,150	...	3 11 11	...	...			
"	...	"	640	...	2 0 0	...	...			
"	...	"	640	...	2 0 0	...	...			
"	...	"	750	...	2 6 11	...	...			
"	...	"	700	...	2 3 9	...	...			
"	...	"	700	...	2 3 9	...	...			
"	...	"	1,150	...	3 11 11	...	...			
Andw. Gibson	...	"	960	...	3 0 0	...	...			
"	...	"	640	...	2 0 0	...	...			
"	...	"	640	...	2 0 0	...	...			
"	...	"	640	...	2 0 0	...	...			
Matt. Pearce, junr.	...	"	960	...	3 0 0	...	...			
"	...	"	750	...	2 7 0	...	...			
"	...	"	800	...	2 10 0	...	...			
"	...	"	640	...	2 0 0	...	...			
"	...	"	1,050	...	3 5 8	...	...			
"	...	"	700	...	2 3 9	...	...			
"	...	"	640	...	2 0 0	...	...			
"	...	"	640	...	2 0 0	...	...			
Thos. Holt	...	"	640	...	2 0 0	...	...			
"	...	"	1,000	...	3 2 6	...	...			
"	...	"	900	...	2 16 3	...	...			
"	...	"	640	...	2 0 0	...	...			
Dnld. M'Kenzie	...	"	843	...	2 12 8	...	...			
R. C. Lethbridge, representative of the late	...	"	640	...	2 0 0	...	...			
	...	"	640	...	2 0 0	...	...			
"	...	"	640	...	2 0 0	...	...			
"	...	"	640	...	2 0 0	...	...			
"	...	"	960	...	3 0 0	...	...			
Ann M'Donnell	...	"	800	...	2 10 0	...	...			
Hry. Reynolds	...	"	640	...	2 0 0	...	...			
Chas. Loseby	...	"	800	...	2 10 0	...	...			
								Annual.	3¾ farthings.	

Name of Lessee.	Name of Run.	Name of District.	Actual Area.	Estimated Carrying Capacity of Run.	Annual Rental. £ s. d.	Old Rental and Assessment.	Date of present Tenure.	Year of Expiration of present Lease.	Average Rental per acre in each District.	General Abstract of particulars.
Thos. M'Cormack	...	Goulburn	906	...	2 16 8	...	...			
Jas. Thompson	...	,,	640	...	2 0 0	...	...			
Eliza Bassingthwaythe	...	,,	700	...	2 3 9	...	...			
Fres. North	...	,,	1,050	...	3 5 8	...	...			
,,	...	,,	640	...	2 0 0	...	...			
,,	...	,,	640	...	2 0 0	...	...			
A. G. Huthwaighte	...	,,	640	...	2 0 0	...	...			
Jno. Fuljames	...	,,	800	...	2 10 0	...	...			
Robt. Roberts	...	,,	800	...	2 10 0	...	...			
,,	...	,,	800	...	2 10 0	...	...			
,,	...	,,	1,080	...	3 7 6	...	...			
Jno. Bray	...	,,	1,150	...	3 12 0	...	...			
J. W. Chisholm	...	,,	640	...	2 0 0	...	...			
,,	...	,,	640	...	2 0 0	...	...			
T. O'Sullivan Green	...	,,	750	...	2 6 11	...	...			
,,	...	,,	750	...	2 6 11	...	...			
,,	...	,,	780	...	2 8 9	...	...			
,,	...	,,	780	...	2 8 9	...	...			
Jno. Campbell	...	,,	640	...	2 0 0	...	...			
,,	...	,,	640	...	2 0 0	...	...			
,,	...	,,	640	...	2 0 0	...	...			
,,	...	,,	640	...	2 0 0	...	...			
Jno. Sands	...	,,	906	...	2 16 8	...	...			
Archd. Nixon	...	,,	720	...	2 5 0	...	...			
W. A. Chisholm	...	,,	640	...	2 0 0	...	...			
Jas. Marsden (Executor of late)	...	,,	660	...	2 1 4	...	...			
Sml. Clarke, senr.	...	,,	894	...	2 15 10	...	...			
Jas. Farraher	...	,,	2,329	...	7 5 7	...	...			
S. A. Jamieson	...	,,	720	...	2 5 0	...	...			
Alfd. Ellis	...	,,	1,280	...	4 0 0	...	...			
Cooper Bros.	...	,,	960	...	3 0 0	...	...			
A. Rankin	...	,,	790	...	2 9 4	...	...			
Murdch. M'Kay	...	,,	950	...	2 19 4	...	...			
Dnld. M'Donald	...	,,	830	...	2 11 10	...	...			
Robt. A. M'Inness	...	,,	1,280	...	4 0 0	...	...			
M. W. Hillas	...	,,	1,020	...	3 3 10	...	...			
,,	...	,,	1,280	...	4 0 0	...	...			
D. M'Kay	...	,,	960	...	3 0 0	...	...			
Chas. Bradbury	...	,,	853	...	2 13 4	...	...			
John Barry	...	,,	960	...	3 0 0	...	...			
James Bensley	...	,,	640	...	2 0 0	...	...			
Thos. M'Alister	...	,,	660	...	2 1 3	...	...			
W. Branson	...	,,	1,920	...	6 0 0	...	...			
Thos. Abberton	...	,,	270	...	1 0 0	...	...			
E. Bassingthwaighte	...	,,	260	...	1 0 0	...	...			
Wm. Bond	...	,,	300	...	1 0 0	...	...			
,,	...	,,	120	...	1 0 0	...	...			
,,	...	,,	432	...	1 7 0	...	...			
S. W. Bassingthwaighte	...	,,	480	...	1 10 0	...	...			
,,	...	,,	195	...	1 0 0	...	...			
,,	...	,,	135	...	1 0 0	...	...			
Hry. Bunce	...	,,	120	...	1 0 0	...	...			
,,	...	,,	270	...	1 0 0	...	...			
Jno. Chesterton	...	,,	300	...	1 0 0	...	...			
Jno. Chawker	...	,,	360	...	1 2 6	...	...			
Jas. Coggins	...	,,	354	...	1 2 2	...	...			
Thos. Conn	...	,,	240	...	1 0 0	...	...			
D. Cronin	...	,,	300	...	1 0 0	...	...			
Wm. Curtis	...	,,	540	...	1 13 9	...	...			
Thos. Dowling	...	,,	150	...	1 0 0	...	...			
,,	...	,,	150	...	1 0 0	...	...			
Ptk. Durack	...	,,	336	...	1 0 11	...	...			
,,	...	,,	90	...	1 0 0	...	...			
,,	...	,,	120	...	1 0 0	...	...			
Jph. Emmerton	...	,,	240	...	1 0 0	...	...			
Jno. Ferguson	...	,,	300	...	1 0 0	...	...			
Jas. Hatten	...	,,	354	...	1 2 2	...	...			
Chas. Hone	...	,,	429	...	1 6 10	...	...			
Wm. Jobson	...	,,	498	...	1 11 2	...	...			
C. Leary	...	,,	180	...	1 0 0	...	...			
Jno. Cusack	...	,,	166	...	1 0 0	...	...			
,,	...	,,	200	...	1 0 0	...	...			
Emma Dillon	...	,,	99	...	1 0 0	...	...			
Geo. Leonard	...	,,	600	...	1 17 6	...	...			
,,	...	,,	279	...	1 0 0	...	...			
,,	...	,,	159	...	1 0 0	...	...			
Robt. Morgan	...	,,	123	...	1 0 0	...	...			
Thos. M'Alister	...	,,	385	...	1 4 1	...	...			
D. M'Callum	...	,,	150	...	1 0 0	...	...			
A. M'Callum	...	,,	240	...	1 0 0	...	...			
C. M'Callum	...	,,	498	...	1 11 7	...	...			
Dvd. Paton	...	,,	300	...	1 0 0	...	...			
Rebecca Poidevin	...	,,	300	...	1 0 0	...	...			
Wm. Reardon	...	,,	297	...	1 0 0	...	...			

Annual.

3¼ farthings.

Name of Lessee.	Name of Run.	Name of District.	Actual Area.	Estimated Carrying Capacity of Run.	Annual Rental. £ s. d.	Old Rental and Assessment.	Date of present Tenure.	Year of Expiration of present Lease.	Average Rental per Acre in each District.	General Abstract of particulars.
Wm. Sheridan, jun.	...	Goulburn	300	...	1 0 0	...	...			
Jas. Shepherd	...	"	300	...	1 0 0	...	...			
Thos. Skelly	...	"	240	...	1 0 0	...	...			
"	...	"	240	...	1 0 0	...	...			
J. Thompson	...	"	487	...	1 10 0	...	...			
Thos. Vaughan	...	"	150	...	1 0 0	...	...			
"	...	"	384	...	1 4 0	...	...			
W. & A. B. Yeadon	...	"	240	...	1 0 0	...	...			
Wm. B. Yeadon	...	"	369	...	1 3 1	...	...			
Sml. Sharwood	...	"	120	...	1 0 0	...	...			
Ptk. Barrett	...	"	360	...	1 2 6	...	...			
Frcs. Cooper	...	"	300	...	1 0 0	...	...			
"	...	"	350	...	1 1 11	...	...			
Jas. Cusack	...	"	562	...	1 15 2	...	...			
Brgt. Durack	...	"	198	...	1 0 0	...	...			
Jas. Loader	...	"	300	...	1 0 0	...	...			
R. T. Loseby	...	"	300	...	1 0 0	...	...			
Cathe. M'Donald	...	"	300	...	1 0 0	...	...			
Alexr. M'Intosh	...	"	321	...	1 0 1	...	...			
Jno. M'Kenzie	...	"	240	...	1 0 0	...	...			
"	...	"	480	...	1 10 0	...	...			
Ptk. Neale	...	"	426	...	1 6 8	...	...			
Denis Neale	...	"	120	...	1 0 0	...	...			
Jno. Toole	...	"	300	...	1 0 0	...	...			
Brgt. Reardon	...	"	90	...	1 0 0	...	...			
C. H. Roberts	...	"	300	...	1 0 0	...	...			
Richd. Siggs	...	"	426	...	1 6 8	...	...			
Josiah Taylor	...	"	222	...	1 0 0	...	...			
"	...	"	222	...	1 0 0	...	...			
Wm. Todkill	...	"	275	...	1 0 0	...	...			
Dvd. Toole	...	"	120	...	1 0 0	...	...			
Jno. White	...	"	300	...	1 0 0	...	...			
Thos. Willoughby	...	"	176	...	1 0 0	...	...			
Jno. Gorman	...	"	306	...	1 0 0	...	...			
Jno. Jones	...	"	240	...	1 0 0	...	...			
Stewart Laverty	...	"	120	...	1 0 0	...	...			
Ptk. Lawler	...	"	320	...	1 0 0	...	...			
Ewd. Chalker	...	"	120	...	1 0 0	...	...			
Wm. Cree	...	"	300	...	1 0 0	...	...			
Ptk. Byrne	...	"	312	...	1 0 0	...	...			
M. M'Mahon	...	"	240	...	1 0 0	...	...			
Frcs. M. Bryant	...	"	120	...	1 0 0	...	...			
Wm. M'Kenzie	...	"	375	...	1 3 5	...	...			
Jas. Marshall	...	"	240	...	1 0 0	...	...			
"	...	"	100	...	1 0 0	...	...			
Jas. Marshall, jun.	...	"	240	...	1 0 0	...	...			
Jno. Scott	...	"	330	...	1 0 8	...	...			
Wm. M'Kenzie	...	"	285	...	1 0 0	...	...			
Margt. Cahill	...	"	300	...	1 0 0	...	...			
Wm. Beard	...	"	300	...	1 0 0	...	...			
Jno. Beard	...	"	121	...	1 0 0	...	...			
Chas. Smith	...	"	240	...	1 0 0	...	...			
Jno. Dewsbury	...	"	240	...	1 0 0	...	...			
Eli Peach	...	"	600	...	1 17 6	...	...			
Henry Grey	...	"	420	...	1 6 3	...	...			
Jessie Strang	...	"	540	...	1 13 9	...	...			
James Farquhar	...	"	570	...	1 15 8	...	...			
Jas. Strachan	...	"	288	...	1 0 0	...	...			
Jno. Lehane	...	"	292	...	1 0 0	...	...			
Brgt. Halloran	...	"	120	...	1 0 0	...	...			
"	...	"	120	...	1 0 0	...	...			
Geo. Slocombe	...	"	300	...	1 0 0	...	...			
Chas. Booth	...	"	366	...	1 2 11	...	...			
Martha M'Gaw	...	"	120	...	1 0 0	...	...			
Robt. M'Gaw	...	"	240	...	1 0 0	...	...			
Alexr. Cameron	...	"	210	...	1 0 0	...	...			
Arthur Ranken	...	"	250	...	1 0 0	...	...			
Archd. Cameron	...	"	90	...	1 0 0	...	...			
Jas. Williams	...	"	237	...	1 0 0	...	...			
"	...	"	120	...	1 0 0	...	...			
Hugh M'Lean	...	"	90	...	1 0 0	...	...			
"	...	"	180	...	1 0 0	...	...			
Jno. Hughes	...	"	363	...	1 2 9	...	...			
Mary M'Callum	...	"	240	...	1 0 0	...	...			
Jas. Roberts	...	"	102	...	1 0 0	...	...			
"	...	"	290	...	1 0 0	...	...			
Mary Roberts	...	"	325	...	1 0 4	...	...			
"	...	"	613	...	1 18 4	...	...			
"	...	"	384	...	1 4 0	...	...			
"	...	"	510	...	1 12 0	...	...			
"	...	"	120	...	1 0 0	...	...			
"	...	"	459	...	1 8 9	...	...			
Coln. M'Laurin	...	"	120	...	1 0 0	...	...			
Alexr. M'Donnell	...	"	120	...	1 0 0	...	...			
								Annual.	3¾ farthings.	

Name of Lessee.	Name of Run.	Name of District.	Actual Area.	Estimated Carrying Capacity of Run.	Annual Rental. £ s. d.	Old Rental and Assessment.	Date of present Tenure.	Year of Expiration of present Lease.	Average Rental per Acre in each District.	General Abstract of particulars.
Ann M'Donnell	...	Goulburn	390	...	1 4 5	...	...			
"	...	"	270	...	1 0 0	...	...			
Thos. Marmont	...	"	150	...	1 0 0	...	...			
Jas. Lockard	...	"	300	...	1 0 0	...	...			
Jas. Waddell	...	"	360	...	1 2 6	...	...			
"	...	"	120	...	1 0 0	...	...			
Anthny. T. Kelly	...	"	120	...	1 0 0	...	...			
Anthony Kelly	...	"	210	...	1 0 0	...	...			
Jno. Jourdan	...	"	510	...	1 11 11	...	...			
Mcl. Purcell	...	"	336	...	1 1 0	...	...			
Mcl. Manning	...	"	372	...	1 3 4	...	...			
Thos. O'Brien	...	"	240	...	1 0 0	...	...			
Barbara Peden	...	"	240	...	1 0 0	...	..			
Alexr. Evans	...	"	249	...	1 0 0	...	...			
C. M'Lean	...	"	120	...	1 0 0	...	...			
"	...	"	360	...	1 2 6	...	...			
E. M. Travers	...	"	320	...	1 0 0	...	...			
C. P. Henville	...	"	420	...	1 6 4	...	...			
James Rise...	...	"	240	...	1 0 0	...	...			
Thos. Holt	...	"	627	...	1 19 2	...	...			
"	...	"	540	...	1 13 10	...	...			
"	...	"	460	...	1 8 9	...	...			
"	...	"	246	...	1 0 0	...	...			
Jno. M'Inness	...	"	120	...	1 0 0	...	...			
Jno. W. Chisholm	...	"	300	...	1 0 0	...	...			
"	...	"	120	...	1 0 0	...	...			
Jas. Barry	...	"	300	...	1 0 0	...	...			
Geo. Clack	...	"	240	...	1 0 0	...	...			
Wm. Matthews	...	"	316	...	1 0 0	...	...			
Ptk. Hogan	...	"	94	...	1 0 0	...	...			
Ptk. Berrell	...	"	402	...	1 5 2	...	...			
Jno. Cartwright	...	"	420	...	1 6 3	...	...			
Jno. Chesterton, senr.	...	"	120	...	1 0 0	...	...			
Jas. Burnett	...	"	420	...	1 6 3	...	...			
Hry. Maynard	...	"	300	...	1 0 0	...	...			
Patrick Broderick	...	"	432	...	1 7 0	...	...			
D. C. M'Callum	...	"	120	...	1 0 0	...	...			
"	...	"	360	...	1 2 6	...	...			
Cornelius Collins	...	"	360	...	1 2 6	...	...			
Jacob Hull	...	"	120	...	1 0 0	...	...			
J. C. Cashburn	...	"	480	...	1 10 0	...	...			
Wm. Kilminster	...	"	120	...	1 0 0	...	...			
Mcl. Lehane	...	"	320	...	1 0 0	...	...			
Jno. M'Intyre	...	"	120	...	1 0 0	...	...			
Ewd. Myers	...	"	243	...	1 0 0	...	...			
Jph. Muller	...	"	120	...	1 0 0	...	...			
D. G. Sturgis	...	"	120	...	1 0 0	...	...			
Jas. Putland	...	"	180	...	1 0 0	...	...			
M. Lawler	...	"	195	...	1 0 0	...	...			
"	...	"	96	...	1 0 0	...	...			
Jno. Mooney	...	"	120	...	1 0 0	...	...			
Jno. M'Callum	...	"	511	...	1 11 11	...	...			
Jno. Byrne	...	"	240	...	1 0 0	...	...			
D. & L. Ross, Exrs. of F. Ross	...	"	139	...	1 0 0	...	...			
Wm. Sheridan	...	"	150	...	1 0 0	...	...			
Angus Allison	...	"	300	...	1 0 0	...	...			
Ewd. Seaman	...	"	120	...	1 0 0	...	...			
"	...	"	120	...	1 0 0	...	...			
"	...	"	104	...	1 0 0	...	...			
"	...	"	477	...	1 9 10	...	...			
"	...	"	103	...	1 0 0	...	...			
"	...	"	93	...	1 0 0	...	...			
W. W. M. Charteris	...	"	600	...	1 17 6	...	...			
Robt. Sullivan	...	"	120	...	1 0 0	...	...			
Mcl. Fitzgibbon	...	"	240	...	1 0 0	...	...			
Thos. Holt	...	"	313	...	1 0 0	...	...			
"	...	"	230	...	1 0 0	...	...			
"	...	"	96	...	1 0 0	...	...			
"	...	"	276	...	1 0 0	...	...			
"	...	"	83	...	1 0 0	...	...			
Alexr. M'Gregor	...	"	216	...	1 0 0	...	...			
Jas. Casey	...	"	120	...	1 0 0	...	...			
Peter Grant	...	"	200	...	1 0 0	...	...			
Peter Cooper	...	"	387	...	1 4 2	...	...			
Jas. R. Cartwright	...	"	120	...	1 0 0	...	...			
Elizth. A. Cartwright	...	"	150	...	1 0 0	...	...			
Thos. C. Cartwright	...	"	120	...	1 0 0	...	...			
Ptk. Mooney	...	"	600	...	1 17 6	...	...			
Wm. Conroy	...	"	300	...	1 0 0	...	...			
Sml. Cox	...	"	456	...	1 8 6	...	...			
Jno. Quinn	...	"	276	...	1 0 0	...	...			
Alex. R. Taylor	...	"	120	...	1 0 0	...	...			
Jno. Evans ...	...	"	210	...	1 0 0	...	...			
Jno. Naughton	...	"	240	...	1 0 0	...	...			

Annual.

3¼ farthings.

Name of Lessee.	Name of Run.	Name of District.	Actual Area.	Estimated Carrying Capacity of Run.	Annual Rental. £ s. d.	Old Rental and Assessment.	Date of present Tenure.	Year of Expiration of present Lease.	Annual Rental per Acre in each District.	General Abstract of particulars.
Murdock M'Lennan	...	Goulburn	600	...	1 17 6	...	...			
Den. M'Donald	...	"	288	...	1 0 0	...	...			
"	...	"	138	...	1 0 0	...	...			
Robt. Fenwick, jun.	...	"	420	...	1 6 3	...	...			
Jas. Bingham	...	"	300	...	1 0 0	...	...			
Jas. Nesbitt	...	"	147	...	1 0 0	...	...			
Rcd. Hardman	...	"	308	...	1 0 0	...	...			
Solomon Emanuel	...	"	298	...	1 0 0	...	...			
"	...	"	393	...	1 4 10	...	...			
"	...	"	120	...	1 0 0	...	...			
Frcs. Connor	...	"	124	...	1 0 0	...	...			
Wm. Bradley, Executors of	...	"	420	...	1 6 3	...	...			
Thos. Weeks	...	"	120	...	1 0 0	...	...			
Alfd. Sharwood	...	"	120	...	1 0 0	...	...			
Allan M'Lean	...	"	213	...	1 0 0	...	...			
L. M'Inness	...	"	297	...	1 0 0	...	...			
Wm. Chapman	...	"	300	...	1 0 0	...	...			
The Bishop of Goulburn	...	"	120	...	1 0 0	...	...			
Ewd. Meyers	...	"	216	...	1 0 0	...	...			
S. J. Cree	...	"	330	...	1 0 8	...	...			
D. Davidson	...	"	120	...	1 0 0	...	...			
Janet Mather	...	"	300	...	1 0 0	...	...			
D. O'Connor, jun.	...	"	240	...	1 0 0	...	...			
Thos. Conn	...	"	420	...	1 6 4	...	...			
Jno. Brown	...	"	300	...	1 0 0	...	...			
Jno. Sharwood	...	"	300	...	1 0 0	...	...			
Louis Blanc	...	"	240	...	1 0 0	...	...			
Mcl. De Aville	...	"	120	...	1 0 0	...	...			
Thos. Seaman	...	"	150	...	1 0 0	...	...			
Mrgt. De Aville	...	"	360	...	1 2 6	...	...			
Thos. Shelley	...	"	210	...	1 0 0	...	...			
Ptk. Berrell	...	"	120	...	1 0 0	...	...			
Wm. Jobson	...	"	262	...	1 0 0	...	...			
Wm. Horne	...	"	360	...	1 2 6	...	...			
Jno. Vardy	...	"	300	...	1 0 0	...	...			
Mcl. Donoghue	...	"	240	...	1 0 0	...	...			
Robt. Muffet	...	"	486	...	1 10 6	...	...			
Hugh Martin	...	"	240	...	1 0 0	...	...			
Lawrence Gilmartin	...	"	150	...	1 0 0	...	...			
Jas. W. Thompson	...	"	120	...	1 0 0	...	...			
Robt. Bunter	...	"	306	...	1 0 0	...	...			
Robt. Carey	...	"	270	...	1 0 0	...	...			
Duncn. Davidson	...	"	480	...	1 10 0	...	...			
Wm. Kennedy	...	"	480	...	1 10 0	...	...			
Chas. Johnston	...	"	126	...	1 0 0	...	...			
Dnld. M'Kay	...	"	240	...	1 0 0	...	...			
Jno. Dillon	...	"	260	...	1 0 0	...	...			
W. T. Corbey & Sons	...	"	120	...	1 0 0	...	...			
Thos. Marsden	...	"	333	...	1 0 10	...	...			
Geo. Holland	...	"	240	...	1 0 0	...	...			
Jno. M'Donald	...	"	120	...	1 0 0	...	...			
J. Fines	...	"	120	...	1 0 0	...	...			
A. J. Sturgis	...	"	120	...	1 0 0	...	...			
S. H. Grant	...	"	540	...	1 13 9	...	...			
J. G. Sturgis	...	"	120	...	1 0 0	...	...			
Chas. Todkill	...	"	120	...	1 0 0	...	...			
Abrm. Owen	...	"	246	...	1 0 0	...	...			
Wm. Rogan	...	"	150	...	1 0 0	...	...			
W. Larkin	...	"	390	...	1 4 5	...	...			
L. Cameron	...	"	240	...	1 0 0	...	...			
Jas. Hughes	...	"	170	...	1 0 0	...	...			
Thos. Howe	...	"	300	...	1 0 0	...	...			
Jno. Cropper	...	"	380	...	1 4 0	...	...			
G. Hughes	...	"	120	...	1 0 0	...	...			
Jas. Hill	...	"	240	...	1 0 0	...	...			
B. Cullen	...	"	270	...	1 0 0	...	...			
Jas. Maher	...	"	171	...	1 0 0	...	...			
Alexr. M'Kenzie	...	"	480	...	1 10 0	...	...			
R. F. Siggs	...	"	510	...	1 12 0	...	...			
Wm. Chisholm	...	"	480	...	1 10 0	...	...			
Mary Roberts	...	"	240	...	1 0 0	...	...			
Richd. Siggs	...	"	105	...	1 0 0	...	...			
Jno. Brabbam	...	"	120	...	1 0 0	...	...			
Wm. Fields	...	"	240	...	1 0 0	...	...			
W. A. Chisholm	...	"	360	...	1 2 6	...	...			
Anne Baxter	...	"	450	...	1 8 2	...	...			
N. P. Faithfull	...	"	320	...	1 0 0	...	...			
Thos. Norris	...	"	240	...	1 0 0	...	...			
Wm. T. R. Grubb	...	"	360	...	1 2 6	...	...			
Wm. Hill	...	"	120	...	1 0 0	...	...			
Godfrey Stein	...	"	546	...	1 14 2	...	...			
Edwd. M'Seller	...	"	240	...	1 0 0	...	...			
Arch. M'Callum	...	"	120	...	1 0 0	...	...			
Mary M'Clean	...	"	114	...	1 0 0	...	..			
								Annual.	3¼ farthings.	

Name of Lessee.	Name of Run.	Name of District.	Actual Area.	Estimated Carrying Capacity of Run.	Annual Rental. £ s. d.	Old Rental and Assessment.	Date of present Tenure.	Year of Expiration of present Lease.	Average Rental per acre in each District.	General Abstract of particulars.
Jno. Lynch, junr.	...	Goulburn	360	...	1 2 6	...	...	Annual.	3¼ farthings.	
Mlcm. M'Cullum	...	,,	120	...	1 0 0	...	...			
Jrah. Broderick	...	,,	393	...	1 4 7	...	...			
,,	...	,,	495	...	1 10 11	...	...			
Alexr. M'Kay	...	,,	120	...	1 0 0	...	...			
Alexr. M'Donald	...	,,	189	...	1 0 0	...	...			
Mary Lysaght	...	,,	150	...	1 0 0	...	...			
Jas. Carpenter	...	,,	120	...	1 0 0	...	...			
Jas. Maloney	...	,,	120	...	1 0 0	...	...			
Isaac Harvey	...	,,	120	...	1 0 0	...	...			
Mcl. Donohoe	...	,,	120	...	1 0 0	...	...			
Dvd. Guymer	...	,,	434	...	1 7 2	...	...			
M. Guymer	...	,,	120	...	1 0 0	...	...			
Chas. Hone	...	,,	300	...	1 0 0	...	...			
Geo. Phillips	...	,,	180	...	1 0 0	...	...			
Thos. Blake	...	,,	375	...	1 3 4	...	...			
A. Emmerton	...	,,	270	...	1 0 0	...	...			
Wm. Lock	...	,,	120	...	1 0 0	...	...			
Wm. Connor	...	,,	120	...	1 0 0	...	...			
Wm. Ritchie	...	,,	300	...	1 0 0	...	...			
Jas. Treacey	...	,,	240	...	1 0 0	...	...			
Jas. Williams	...	,,	297	...	1 0 0	...	...			
Alexr. Cameron	...	,,	120	...	1 0 0	...	...			
Ptk. Confoy, senr.	...	,,	240	...	1 0 0	...	...			
Saml. J. Connor	...	,,	240	...	1 0 0	...	...			
Frcs. Connor	...	,,	120	...	1 0 0	...	...			
Mcl. Lawler	...	,,	240	...	1 0 0	...	...			
Thos. Croak	...	,,	150	...	1 0 0	...	...			
W. H. Brennan	...	,,	270	...	1 0 0	...	...			
Alfred White	...	,,	190	...	1 0 0	...	...			
E. A. Cartwright	...	,,	120	...	1 0 0	...	...			
Wm. Hawherley	...	,,	120	...	1 0 0	...	...			
Jas. A. Gegg	...	,,	150	...	1 0 0	...	...			
M. M'Callum	...	,,	120	...	1 0 0	...	...			
Jno. Larkham	...	,,	360	...	1 2 6	...	...			
Geo. Todkill	...	,,	120	...	1 0 0	...	...			
S. O'Brien	...	,,	120	...	1 0 0	...	...			
Niel Robertson	...	,,	279	...	1 0 0	...	...			
Thos. Vaughan	...	,,	270	...	1 0 0	...	...			
C. N. Charker	...	,,	270	...	1 0 0	...	...			
Jph. Bull	...	,,	240	...	1 0 0	...	...			
Rd. Hardman	...	,,	308	...	1 0 0	...	...			
Jph. Muller	...	,,	120	...	1 0 0	...	...			
Wm. H. Croaker	...	,,	120	...	1 0 0	...	...			
,,	...	,,	180	...	1 0 0	...	...			
W. Stewart	...	,,	300	...	1 0 0	...	...			
L. & D. Ross (Executor of late F. Ross).	...	,,	381	...	1 3 10	...	...			
Jno. Laverty	...	,,	114	...	1 0 0	...	...			
Mcl. M'Grath	...	,,	180	...	1 0 0	...	...			
Jno. Duggan	...	,,	360	...	1 2 6	...	...			
Robt. Griffith	...	,,	120	...	1 0 0	...	...			
Eth. M. Wright	...	,,	240	...	1 0 0	...	...			
Jno. Ryan	...	,,	192	...	1 0 0	...	...			
Dnl. M'Laughlin	...	,,	120	...	1 0 0	...	...			
Susan Bassingthwaite	...	,,	320	...	1 0 0	...	...			
Phillip Stephenson	...	,,	360	...	1 2 6	...	...			
Jno. Feltham	...	,,	135	...	1 0 0	...	...			
Jno. Tutchin	...	,,	480	...	1 10 0	...	...			
D. M'Callum, junr.	...	,,	390	...	1 4 5	...	...			
D. J. Sturgess	...	,,	120	...	1 0 0	...	...			
Ptk. Kennedy	...	,,	240	...	1 0 0	...	...			
Jos. Britteer, junr.	...	,,	270	...	1 0 0	...	...			
Jno. Cartwright, junr.	...	,,	360	...	1 2 6	...	...			
Thos. Croak	...	,,	240	...	1 0 0	...	...			
C. M. Carver	...	,,	120	...	1 0 0	...	...			
Mcl. Considine	...	,,	120	...	1 0 0	...	...			
Jno. Pagett	...	,,	415	...	1 5 11	...	...			
Alexr. Evans	...	,,	120	...	1 0 0	...	...			
Cath. M'Donnell	...	,,	120	...	1 0 0	...	...			
Ewd. M'Sullea	...	,,	360	...	1 2 6	...	...			
Jno. M'Sullea	...	,,	480	...	1 10 0	...	...			
Robt. Grubb	...	,,	360	...	1 2 6	...	...			
Mgt. De Aville	...	,,	240	...	1 0 0	...	...			
Dnl. O'Brien	...	,,	120	...	1 0 0	...	...			
Wm. M'Donald	...	,,	360	...	1 2 6	...	...			
Thos. Kelly, senr.	...	,,	120	...	1 0 0	...	...			
Jno. Miller	...	,,	255	...	1 0 0	...	...			
Jno. Holihan	...	,,	498	...	1 11 2	...	...			
Sml. Mortimer	...	,,	222	...	1 0 0	...	...			
Patk. Keenan	...	Hartley	640	...	2 0 0	...	...		3¾ farthings.	
,,	...	,,	730	...	2 5 8	...	...			
,,	...	,,	730	...	2 5 8	...	...			
Jas. Dalziel	...	,,	1,280	...	4 0 0	...	...			

Name of Lessee.	Name of Run.	Name of District.	Actual Area.	Estimated Carrying Capacity of Run.	Annual Rental. £ s. d.	Old Rental and Assessment.	Date of present Tenure.	Year of Expiration of present Lease.	Average Rental per Acre in each District.	General Abstract of particulars.
Thos. Walker	...	Hartley	700	...	2 3 10	...	...	Annual.	3 farthings.	
Wm. Keegan	...	"	987	...	3 1 8	...	...			
E. L. Moore	...	"	960	...	3 0 0	...	...			
S. Cunningham	...	"	288	...	1 0 0	...	...			
Jno. Hogan	...	"	546	...	1 14 2	...	...			
"	...	"	576	...	1 16 0	...	...			
Hry. Williams	...	"	432	...	1 7 0	...	...			
Jas. Dalziel	...	"	350	...	1 2 0	...	...			
Elizth. Lewington	...	"	459	...	1 8 8	...	...			
Thos. Fleming	...	"	390	...	1 4 6	...	...			
Thos. Ball	...	"	360	...	1 2 6	...	...			
Wm. Jno. Jones	...	"	270	...	1 0 0	...	...			
Edwd. Fitzgerald	...	"	120	...	1 0 0	...	...			
Dnl. Duggan	...	"	210	...	1 0 0	...	...			
Jmiah. Griffiths	...	"	196	...	1 0 0	...	...			
Jno. Taylor	...	"	120	...	1 0 0	...	...			
Ptk. Noonan	...	"	120	...	1 0 0	...	...			
N. R. Taylor	...	"	120	...	1 0 0	...	...			
Robt. Moore	...	"	102	...	1 0 0	...	...			
Chas. Collins	...	"	255	...	1 0 0	...	...			
Frcs. Curran	...	"	150	...	1 0 0	...	...			
Chas. Austen	...	"	120	...	1 0 0	...	...			
Jno. Sloven	...	"	360	...	1 2 6	...	...		3¾ farthings.	
Jno. Annesley	...	"	138	...	1 0 0	...	...			
M. Burke, junr.	...	"	120	...	1 0 0	...	...			
Mat. Burke	...	"	120	...	1 0 0	...	...			
Jas. Kelly	...	"	270	...	1 0 0	...	...			
Hugh Brady	...	"	501	...	1 11 3	...	...			
Robt. Charles	...	"	150	...	1 0 0	...	...			
Mcl. Kelly	...	"	180	...	1 0 0	...	...			
Jno. Mun	...	"	100	...	1 0 0	...	...			
Hry. Moran	...	"	398	...	1 4 11	...	...			
Isaac Taylor	...	"	199	...	1 0 0	...	...			
Jno. Hogan	...	"	240	...	1 0 0	...	...			
"	...	"	240	...	1 0 0	...	...			
Dnl. Ryan	...	"	186	...	1 0 0	...	...			
Taylor & M'Pherson	...	"	150	...	1 0 0	...	...			
C. H. & T. M. Dunn	...	"	291	...	1 0 0	...	...			
Cath. Brady	...	"	152	...	1 0 0	...	...			
Jno. Ryan	...	"	126	...	1 0 0	...	...			
Mcl. Ryan, junr.	...	"	349	...	1 1 10	...	...			
M. Lynch	...	"	174	...	1 0 0	...	...			
A. J. Newbeck	...	"	300	...	1 0 0	...	...			
W. O'Rourke, junr.	...	"	360	...	1 2 6	...	...			
Jno. Barrett	...	"	90	...	1 0 0	...	...			
Geo. Lee	...	"	458	...	1 8 8	...	...			
Mary Anderson	...	Inverell	640	...	2 0 0	...	...			
"	...	"	960	...	3 0 0	...	...			
"	...	"	960	...	3 0 0	...	...			
"	...	"	640	...	2 0 0	...	...			
"	...	"	768	...	2 8 0	...	...			
"	...	"	960	...	3 0 0	...	...			
"	...	"	960	...	3 0 0	...	...			
"	...	"	716	...	2 4 9	...	...			
"	...	"	724	...	2 5 3	...	...			
"	...	"	640	...	2 0 0	...	...			
Mary M'Intyre	...	"	640	...	2 0 0	...	...			
"	...	"	640	...	2 0 0	...	...			
"	...	"	640	...	2 0 0	...	...			
"	...	"	640	...	2 0 0	...	...			
"	...	"	640	...	2 0 0	...	...			
Sml. Mepham	...	"	960	...	3 0 0	...	...			
W. W. Williamson	...	"	960	...	3 0 0	...	...			
Jas. Williamson	...	"	960	...	3 0 0	...	...			
S. J. Urquhart	...	"	738	...	2 6 2	...	...			
Jno. Randel	...	"	840	...	2 12 6	...	...			
Mary Anderson	...	"	1,800	...	5 12 8	...	...			
"	...	"	822	...	2 11 4	...	...			
"	...	"	834	...	2 13 2	...	...			
"	...	"	960	...	3 0 0	...	...			
Cathe. Campbell	...	"	963	...	3 0 2	...	...			
Commercial Bank	...	"	960	...	3 0 0	...	...			
Jno. A. Anderson	...	"	960	...	3 0 0	...	...			
Thos. B. Berthwick, junr.	...	"	660	...	2 1 4	...	...			
Thos. B. Berthwick, senr.	...	"	840	...	2 12 6	...	...			
G. A. M'Kenzie	...	"	960	...	3 0 0	...	...			
Ewd. M'Namarra	...	"	960	...	3 0 0	...	...			
Chris. Legh	...	"	960	...	3 0 0	...	...			
Jas. Grisby	...	"	960	...	3 0 0	...	...			
Hugh Gordon	...	"	2,844	...	8 17 9	...	...			
Thos. O'Brien	...	"	960	...	3 0 0	...	...			
Hugh Gordon	...	"	4,533	...	14 3 4	...	...			
Margaret M'Leod	...	"	840	...	2 12 6	...	...			
Arch. M'Leod	...	"	840	...	2 12 6	...	...			

Name of Lessee.	Name of Run.	Name of District.	Actual Area.	Estimated Carrying Capacity of Run.	Annual Rental. £ s. d.	Old Rental and Assessment.	Date of present Tenure.	Year of Expiration of present Lease.	Average Rental per Acre in each District.	General Abstract of particulars.
Jno. M'Namara	...	Inverell	960	...	3 0 0	...	...	Annual.	3 farthings.	
Wm. Poweney	...	"	960	...	3 0 0	...	...			
Jno. Humphries	...	"	750	...	2 6 10	...	...			
R. C. Urquart	...	"	960	...	3 0 0	...	...			
Jno. Jones	...	"	900	...	2 16 3	...	...			
M. C. Macdonald	...	"	960	...	3 0 0	...	...			
Thos. Wilson	...	"	720	...	2 5 0	...	...			
Geo. Fergusson	...	"	720	...	2 5 0	...	...			
Wm. Fergusson	...	"	720	...	2 5 0	...	...			
David Evans	...	"	948	...	2 19 4	...	...			
Geo. Shuman	...	"	780	...	2 8 10	...	...			
J. R. Pitken	...	"	960	...	3 0 0	...	...			
Thos. Pitken	...	"	960	...	3 0 0	...	...			
W. A. & A. Bowman	...	"	750	...	2 6 10	...	...			
Geo. Mepham	...	"	480	...	1 10 0	...	...			
Wm. Stenz	...	"	600	...	1 17 6	...	...			
Mary Anderson	...	"	492	...	1 10 9	...	...			
"	...	"	486	...	1 10 5	...	...			
"	...	"	480	...	1 10 0	...	...			
"	...	"	480	...	1 10 0	...	...			
"	...	"	320	...	1 0 0	...	...			
"	...	"	480	...	1 10 0	...	...			
"	...	"	600	...	1 17 6	...	...			
Wm. Paul	...	"	240	...	1 0 0	...	...			
Hugh M'Leon	...	"	600	...	1 17 6	...	...			
Thos. Pywell	...	"	480	...	1 10 0	...	...			
Thos. Hatton	...	"	180	...	1 0 0	...	...			
Jas. Kimmorley	...	"	240	...	1 0 0	...	...			
W. F. Stenz	...	"	300	...	1 0 0	...	...			
C. W. Little	...	"	120	...	1 0 0	...	...			
R. M'Lennan	...	"	120	...	1 0 0	...	...			
Wm. Young	...	"	600	...	1 17 6	...	...			
W. T. Langworthy	...	"	72	...	1 0 0	...	...			
"	...	"	96	...	1 0 0	...	...			
"	...	"	147	...	1 0 0	...	...			
Chas. Heath	...	"	600	...	1 17 6	...	...			
Cathe. Campbell	...	"	303	...	1 0 0	...	...			
"	...	"	480	...	1 10 0	...	...			
"	...	"	537	...	1 13 7	...	...			
M. Anderson	...	"	594	...	1 17 2	...	...			
H. J. Young	...	"	240	...	1 0 0	...	...			
Wm. Reeves	...	"	600	...	1 17 6	...	...			
G. Mepham	...	"	120	...	1 0 0	...	...			
H. E. Gordon	...	"	480	...	1 10 0	...	...			
Jno. Miller	...	"	600	...	1 17 6	...	...			
Cathe. E. Miller	...	"	600	...	1 17 6	...	...			
Wm. M'Lean	...	"	450	...	1 8 2	...	...			
Hugh Gordon	...	"	299	...	1 0 0	...	...			
"	...	"	120	...	1 0 0	...	...			
"	...	"	299	...	1 0 0	...	...			
"	...	"	120	...	1 0 0	...	...			
"	...	"	540	...	1 13 10	...	...			
"	...	"	120	...	1 0 0	...	...			
Wm. Moore	...	"	300	...	1 0 0	...	...			
Ewd. Lansley	...	"	450	...	1 8 2	...	...			
Wm. Reeves	...	"	360	...	1 2 6					
C. J. Reeves	...	"	540	...	1 13 10	...	...			
Jas. Miller	...	"	300	...	1 0 0	...	...			
H. Carew	...	"	360	...	1 2 6	...	...			
Jno. M'Kenzie	...	"	520	...	1 12 6	...	...			
C. G. & W. Wyndham	...	"	480	...	1 10 0	...	...			
Care. Coggan	...	"	450	...	1 8 2	...	...			
Jas. Graham	...	"	360	...	1 2 6	...	...			
Geo. Thorn	...	"	300	...	1 0 0	...	...			
Thos. Wilson	...	"	600	...	1 17 6	...	...			
J. J. Thompson	...	"	300	...	1 0 0	...	...			
T. & W. Vivers	...	"	600	...	1 17 6	...	...			
"	...	"	600	...	1 17 6	...	...			
J. & S. Cox	...	Muswellbrook	800	...	2 10 0	...	...			
"	...	"	640	...	2 0 0	...	...			
Thos. S. Hall	...	"	960	...	3 0 0	...	...			
"	...	"	640	...	2 0 0	...	...			
"	...	"	640	...	2 0 0	...	...			
"	...	"	640	...	2 0 0	...	...			
"	...	"	640	...	2 0 0	...	...			
"	...	"	640	...	2 0 0	...	...			
"	...	"	640	...	2 0 0	...	...			
"	...	"	640	...	2 0 0	...	...			
"	...	"	640	...	2 0 0	...	...			
"	...	"	640	...	2 0 0	...	...			
"	...	"	900	...	2 16 3	...	...			
"	...	"	760	...	2 7 6	...	...			
"	...	"	640	...	2 0 0	...	...			
"	...	"	640	...	2 0 0	...	...			

Name of Lessee.	Name of Run.	Name of District.	Actual Area.	Estimated Carrying Capacity of Run.	Annual Rental. £ s. d.	Old Rental and Assessment.	Date of present Tenure.	Year of Expiration of present Lease.	Average Rental per Acre in each District.	General Abstract of particulars.
Thos. S. Hall	...	Muswellbrook ...	640	...	2 0 0	...	...	Annual.	3 farthings.	
"	...	"	640	...	2 0 0	...	...			
"	...	"	700	...	2 3 9	...	...			
"	...	"	710	...	2 4 5	...	...			
"	...	"	640	...	2 0 0	...	...			
"	...	"	640	...	2 0 0	...	...			
"	...	"	640	...	2 0 0	...	...			
"	...	"	640	...	2 0 0	...	...			
"	...	"	640	...	2 0 0	...	...			
"	...	"	640	...	2 0 0	...	...			
"	...	"	1,060	...	3 6 3	...	...			
"	...	"	640	...	2 0 0	...	...			
"	...	"	900	...	2 16 4	...	...			
"	...	"	640	...	2 0 0	...	...			
"	...	"	640	...	2 0 0	...	...			
"	...	"	700	...	2 3 9	...	...			
"	...	"	640	...	2 0 0	...	...			
"	...	"	800	...	2 10 0	...	...			
Thos. Hewitt	...	"	640	...	2 0 0	...	...			
J. H. Keys	...	"	640	...	2 0 0	...	..			
"	...	"	640	...	2 0 0	...	...

Name of Lessee.	Name of Run.	Name of District.	Actual Area.	Estimated Carrying Capacity of Run.	Annual Rental. £ s. d.	Old Rental and Assessment.	Date of present Tenure.	Year of Expiration of present Lease.	Average Rental per Acre in each District.	General Abstract of particulars.
Wm. Hall	...	Muswellbrook ...	640	...	2 0 0	...	...	Annual.	3 farthings.	
H. White	...	,, ...	640	...	2 0 0	...	...			
,,	...	,, ...	640	...	2 0 0	...	...			
,,	...	,, ...	640	...	2 0 0	...	...			
Jno. R. Jones	...	,, ...	700	...	2 3 9	...	...			
S. L. Thornton	...	,, ...	840	...	2 12 6	...	...			
W. Whickers	...	,, ...	960	...	3 0 0	...	...			
Jno. H. Keys	...	,, ...	1,280	...	4 0 0	...	...			
Thos. Hungerford	...	,, ...	4,480	...	14 0 0	...	...			
Wm. Peberdy	...	,, ...	2,838	...	8 17 4	...	...			
Wm. H. Bray	...	,, ...	960	...	3 0 0	...	...			
Frd. Beuschel	...	,, ...	120	...	1 0 0	...	...			
Hry. Brecht	...	,, ...	120	...	1 0 0	...	...			
Jas. Nowland	...	,, ...	300	...	1 0 0	...	...			
,,	...	,, ...	300	...	1 0 0	...	...			
G. Booth	...	,, ...	320	...	1 0 0	...	...			
Edwd. McGoldrick	...	,, ...	480	...	1 10 0	...	...			
Jas. Ham	...	,, ...	300	...	1 0 0	...	...			
Jno. Clendenning	...	,, ...	354	...	1 2 2	...	...			
Chas. Clendenning	...	,, ...	420	...	1 6 3	...	...			
Jas. McElvy	...	,, ...	240	...	1 0 0	...	...			
J. H. Cox	...	,, ...	240	...	1 0 0	...	...			
,,	...	,, ...	240	...	1 0 0	...	...			
,,	...	,, ...	360	...	1 2 6	...	...			
Jas. White	...	,, ...	600	...	1 17 6	...	...			
Stphn. Saunders	...	,, ...	240	...	1 0 0	...	...			
G. Clendeming, sen.	..	,, ...	240	...	1 0 0	...	...			
G. H. Hewitt	...	,, ...	180	...	1 0 0	...	...			
F. J. Hewitt	...	,, ...	480	...	1 10 0	...	...			
A. H. Hewitt	...	,, ...	360	...	1 2 6	...	...			
J. T. Luther	...	,, ...	120	...	1 0 0	...	...			
Wm. H. Cox	...	,, ...	540	...	1 13 10	...	...			
Geo. Budden	...	,, ...	360	...	1 2 6	...	...			
Clive and Hamilton	...	Murrurundi	640	...	2 0 0	...	...			
,,	...	,, ...	640	...	2 0 0	...	...			
,,	...	,, ...	1,118	...	3 9 10	...	...			
S. Cook	...	,, ...	765	...	2 7 10	...	...			
Jno. Darby	...	,, ...	960	...	3 0 0	...	...			
W. C. Darby	...	,, ...	960	...	3 0 0	...	...			
Andw. Dunn	...	,, ...	660	...	2 1 4	...	...			
Dnl. Geary	...	,, ...	840	...	2 12 6	...	...			
Thos. Haydon	...	,, ...	640	...	2 0 0	...	...			
Wm. Nowland	...	,, ...	640	...	2 0 0	...	...			
,,	...	,, ...	640	...	2 0 0	...	...			
,,	...	,, ...	1,000	...	3 2 6	...	...			
,,	...	,, ...	740	...	2 6 4	...	...			
Andw. Loder	...	,, ...	1,000	...	3 2 6	...	...			
,,	...	,, ...	700	...	2 3 10	...	...			
,,	...	,, ...	1,000	..	3 2 6	...	...			
,,	...	,, ...	1,200	...	3 15 0	...	...			
,,	...	,, ...	760	...	2 7 8	...	...			
,,	...	,, ...	720	...	2 5 2	...	...			
,,	...	,, ...	720	...	2 5 2	...	...			
,,	...	,, ...	1,180	...	3 13 10	...	...			
,,	...	,, ...	960	...	3 0 0	...	...			
,,	...	,, ...	1,160	...	3 12 6	...	...			
,,	...	,, ...	1,280	...	4 0 0	...	...			
Robt. Nowland	...	,, ...	960	...	3 0 0	...	...			
Wm. Nowland	...	,, ...	960	...	3 0 0	...	...			
Jno. Jas. Nowlan	...	,, ...	960	...	3 0 0	...	...			
Alex. Nowland	...	,, ...	960	...	3 0 0	...	...			
Dvd. Watt	...	,, ...	640	...	2 0 0	...	...			
,,	...	,, ...	640	...	2 0 0	...	...			
Jas. White	...	,, ...	850	...	2 13 2	...	...			
,,	...	,, ...	640	...	2 0 0	...	...			
,,	...	,, ...	640	...	2 0 0	...	...			
F. R. White	...	,, ...	640	...	2 0 0	...	...			
,,	...	,, ...	640	...	2 0 0	...	...			
,,	...	,, ...	640	...	2 0 0	...	...			
,,	...	,, ...	640	...	2 0 0	...	...			
,,	...	,, ...	640	...	2 0 0	...	...			
,,	...	,, ...	960	...	3 0 0	...	...			
,,	...	,, ...	640	...	2 0 0	...	...			
,,	...	,, ...	640	...	2 0 0	...	...			
,,	...	,, ...	640	...	2 0 0	...	...			
,,	...	,, ...	640	...	2 0 0	...	...			
,,	...	,, ...	1,250	...	3 18 2	...	...			
,,	...	,, ...	640	...	2 0 0	...	...			
,,	...	,, ...	640	...	2 0 0	...	...			
,,	...	,, ...	640	...	2 0 0	...	...			
,,	...	,, ...	640	...	2 0 0	...	...			
,,	...	,, ...	640	...	2 0 0	...	...			
,,	...	,, ...	640	...	2 0 0	...	...			
,,	...	,, ...	640		2 0 0	...	...		3¾ farthings.	

Name of Lessee.	Name of Run.	Name of District.	Actual Area.	Estimated Carrying Capacity of Run.	Annual Rental. £ s. d.	Old Rental and Assessment.	Date of present Tenure.	Year of Expiration of present Lease.	Average Rental per Acre in each District.	General Abstract of particulars.
F. R. White	...	Murrurundi	640	...	2 0 0	...	...			
P. W. Wright	...	,,	640	...	2 0 0	...	...			
,,	...	,,	640	...	2 0 0	...	...			
,,	...	,,	640	...	2 0 0	...	...			
,,	...	,,	640	...	2 0 0	...	...			
,,	...	,,	800	...	2 10 0	...	...			
,,	...	,,	680	...	2 2 6	...	...			
F. R. White	...	,,	640	...	2 0 0	...	...			
,,	...	,,	640	...	2 0 0	...	...			
J. P. Luke	...	,,	640	...	2 0 0	...	...			
,,	...	,,	840	...	2 12 6	...	...			
Jph. Clift	...	,,	640	...	2 0 0	...	...			
J. Pengilly, senr.	...	,,	960	...	3 0 0	...	...			
Fres. Wood	...	,,	960	...	3 0 0	...	...			
Mary A. Wood	...	,,	960	...	3 0 0	...	...			
Jas. Wood	...	,,	840	...	2 12 6	...	...			
Jas. Conroy	...	,,	960	...	3 0 0	...	...			
Bernd. Haydon	...	,,	960	...	3 0 0	...	...			
Edwd. Davis	...	,,	960	...	3 0 0	...	...			
Alfd. Lyons	...	,,	960	...	3 0 0	...	...			
M. Nowland	...	,,	960	...	3 0 0	...	...			
W. T. Squires	...	,,	960	...	3 0 0	...	...			
Commercial Bank	...	,,	640	...	2 0 0	...	...			
,,	...	,,	640	...	2 0 0	...	...			
,,	...	,,	640	...	2 0 0	...	...			
H. C. White	...	,,	640	...	2 0 0	...	...			
,,	...	,,	960	...	3 0 0	...	...			
,,	...	,,	640	...	2 0 0	...	...			
,,	...	,,	900	...	2 16 4	...	...			
,,	...	,,	640	...	2 0 0	...	...			
,,	...	,,	640	...	2 0 0	...	...			
,,	...	,,	640	...	2 0 0	...	...			
Jno. Brown	...	,,	900	...	2 16 4	...	...			
,,	...	,,	750	...	2 6 10	...	...			
,,	...	,,	640	...	2 0 0	...	...			
,,	...	,,	960	...	3 0 0	...	...			
,,	...	,,	1,060	...	3 6 4	...	...			
Mort & Buchanan	...	,,	960	...	3 0 0	...	...			
,,	...	,,	960	...	3 0 0	...	...			
,,	...	,,	960	...	3 0 0	...	...			
,,	...	,,	960	...	3 0 0	...	...			
Clive, Hamilton, & Traill	...	,,	750	...	2 6 10	...	...			
,,	...	,,	900	...	2 16 4	...	...			
,,	...	,,	640	...	2 0 0	...	...			
,,	...	,,	700	...	2 3 10	...	...			
,,	...	,,	700	...	2 3 10	...	...			
,,	...	,,	640	...	2 0 0	...	...			
,,	...	,,	714	...	2 4 8	...	...			
,,	...	,,	640	...	2 0 0	...	...			
,,	...	,,	640	...	2 0 0	...	...			
,,	...	,,	640	...	2 0 0	...	...			
F. Sparke	...	,,	960	...	3 0 0	...	...			
F. Swain, junr.	...	,,	960	...	3 0 0	...	...			
J. A. Ferrier	...	,,	960	...	3 0 0	...	...			
Wm. Park	...	,,	960	...	3 0 0	...	...			
Chas. Britton	...	,,	960	...	3 0 0	...	...			
Ptk. Sullivan	...	,,	960	...	3 0 0	...	...			
W. M. Sevil	...	,,	960	...	3 0 0	...	...			
E. H. Sevil	...	,,	960	...	3 0 0	...	...			
Jno. B. Holmes	...	,,	960	...	2 1 4	...	...			
Edwd. S. Holmes	...	,,	660	...	3 0 0	...	...			
F. R. White	...	,,	1,011	...	3 3 4	...	...			
Binnie & Price	...	,,	12,778	...	39 12 6	...	...			
F. W. Darby	...	,,	960	...	3 0 0	...	...			
Denis Shanahan	...	,,	880	...	2 15 0	...	...			
Mary Anne Holmes	...	,,	960	...	3 0 0	...	...			
Ewd. Rowland	...	,,	720	...	2 5 0	...	...			
Jas. Price	...	,,	960	...	3 0 0	...	...			
Wm. Jackson	...	,,	960	...	3 0 0	...	...			
Geo. Jackson	...	,,	960	...	3 0 0	...	...			
Frd. Rowland	...	,,	960	...	3 0 0	...	...			
Wm. Hodges	...	,,	960	...	3 0 0	...	...			
H. C. White	...	,,	1,200	...	3 15 0	...	...			
C. Cokely	...	,,	960	...	3 0 0	...	...			
P. W. Wright	...	,,	1,280	...	4 0 0	...	...			
Jas. Blacker	...	,,	960	...	3 0 0	...	...			
Hry. Mercer	...	,,	960	...	3 0 0	...	...			
J. M. Loder, Trustees of the late	...	,,	1,920	...	6 0 0	...	...			
Mary Anne Sevil	...	,,	900	...	2 16 4	...	...			
Jas. Prior	...	,,	840	...	2 18 10	...	...			
J. M. L. M'Donald	...	,,	3,735	...	11 13 6	...	...			
John Young	...	,,	960	...	3 0 0	...	...			
Fred. Sparke	...	,,	960	...	3 0 0	...	...			
Saml. Eskett	...	,,	960	...	3 0 0	...	...			

Annual.

3¾ farthings.

Name of Lessee.	Name of Run.	Name of District.	Actual Area.	Estimated Carrying Capacity of Run.	Annual Rental. £ s. d.	Old Rental and Assessment.	Date of present Tenure.	Year of Expiration of present Lease.	Average Rental per Acre in each District.	General Abstract of particulars.
F. R. White	...	Murrurundi	8,340	...	29 3 10	...	...	Annual.	3¾ farthings.	
Wm. Hannaford	...	"	960	...	3 0 0	...	...			
Jas. Hannaford	...	"	960	...	3 0 0	...	...			
Silas Baker	...	"	120	...	1 0 0	...	...			
Wm. Cameron	...	"	120	...	1 0 0	...	...			
P. Cummins	...	"	462	...	1 9 0	...	...			
"	...	"	120	...	1 0 0	...	...			
Wm. Darby, junr.	...	"	600	...	1 17 6	...	...			
J. Donohoe	...	"	300	...	1 0 0	...	...			
Thos. Cunnen	...	"	320	...	1 0 0	...	...			
D. Murphy	...	"	120	...	1 0 0	...	...			
"	...	"	150	...	1 0 0	...	...			
"	...	"	213	...	1 0 0	...	...			
Geo. Nowland	...	"	120	...	1 0 0	...	...			
Jph. Pengilly	...	"	120	...	1 0 0	...	...			
D. Shanahan, junr.	...	"	300	...	1 0 0	...	...			
"	...	"	300	...	1 0 0	...	...			
Jas. Sterrett	...	"	450	...	1 8 2	...	...			
R. Walsh	...	"	579	...	1 16 3	...	...			
"	...	"	60	...	1 0 0	...	...			
Victoria Ferrier	...	"	120	...	1 0 0	...	...			
Mort & Buchanan	...	"	240	...	1 0 0	...	...			
Hry. Nowland	...	"	320	...	1 0 0	...	...			
Thos. Harrison	...	"	180	...	1 0 0	...	...			
R. F. White	...	"	300	...	1 0 0	...	...			
Alexr. Cameron	...	"	540	...	1 13 9	...	...			
Clive & Hamilton	...	"	480	...	1 10 0	...	...			
"	...	"	120	...	1 0 0	...	...			
"	...	"	120	...	1 0 0	...	...			
"	...	"	120	...	1 0 0	...	...			
Jph. Jackson	...	"	300	...	1 0 0	...	...			
Peter Campbell	...	"	120	...	1 0 0	...	...			
"	...	"	600	...	1 17 6	...	...			
Archd. Campbell	...	"	120	...	1 0 0	...	...			
"	...	"	120	...	1 0 0	...	...			
Thos. Derrick	...	"	480	...	1 10 0	...	...			
R. Sims	...	"	600	...	1 17 6	...	...			
A. Nowland	...	"	600	...	1 17 6	...	...			
"	...	"	360	...	1 2 6	...	...			
Thos. E. Darby	...	"	450	...	1 8 2	...	...			
"	...	"	510	...	1 11 11	...	...			
Darby, Son, & Darby	...	"	600	...	1 17 6	...	...			
Sml. Wilmott	...	"	240	...	1 0 0	...	...			
Jno. Cooper	...	"	216	...	1 0 0	...	...			
Thos. Keegan	...	"	225	...	1 0 0	...	...			
G. Cameron	...	"	120	...	1 0 0	...	...			
J. Cameron	...	"	120	...	1 0 0	...	...			
W. B. Roworth	...	"	300	...	1 0 0	...	...			
Isaac Freeman	...	"	600	...	1 17 6	...	...			
W. Knight	...	"	300	...	1 0 0	...	...			
Thos. Horton	...	"	600	...	1 17 6	...	...			
Jas. Milner	...	"	600	...	1 17 6	...	...			
Jno. Spain	...	"	480	...	1 10 0	...	...			
Alfd. Lyon	...	"	240	...	1 0 0	...	...			
"	...	"	360	...	1 2 6	...	...			
Clive, Hamilton, & Trail	...	"	150	...	1 0 0	...	...			
"	...	"	150	...	1 0 0	...	...			
"	...	"	150	...	1 0 0	...	...			
"	...	"	150	...	1 0 0	...	...			
"	...	"	150	...	1 0 0	...	...			
"	...	"	160	...	1 0 0	...	...			
L. Sumner	...	"	540	...	1 13 10	...	...			
Thos. Holmes	...	"	300	...	1 0 0	...	...			
"	...	"	300	...	1 0 0	...	...			
Ptr. Stenz	...	"	480	...	1 10 0	...	...			
Red. Walsh	...	"	120	...	1 0 0	...	...			
Jas. Donohoe	...	"	300	...	1 0 0	...	...			
Jno. P. Luke	...	"	120	...	1 0 0	...	...			
Ewd. Holmes, junr.	...	"	300	...	1 0 0	...	...			
Thos. Halton	...	"	150	...	1 0 0	...	...			
Alfd. Hodges	...	"	390	...	1 4 5	...	...			
J. Day, senr.	...	"	300	...	1 0 0	...	...			
Geo. Pengilly	...	"	500	...	1 11 3	...	...			
Wm. Pengilly	...	"	500	...	1 11 3	...	...			
J. T. O'Neil	...	"	150	...	1 0 0	...	...			
Jno. Domeyer	...	"	120	...	1 0 0	...	...			
Jas. Seiol	...	"	300	...	1 0 0	...	...			
Geo. Constable	...	"	360	...	1 2 6	...	...			
Wm. Bews	...	"	420	...	1 6 3	...	...			
Thos. Wynn	...	"	600	...	1 17 6	...	...			
Andw. M'Kenzie	...	"	120	...	1 0 0	...	...			
Ewd. Hall, junr.	...	"	120	...	1 0 0	...	...			
Thos. Harrison	...	"	480	...	1 10 0	...	...			
W. H. Cook	...	"	120	...	1 0 0	...	...			

Name of Lessee.	Name of Run.	Name of District.	Actual Area.	Estimated Carrying Capacity of Run.	Annual Rental. £ s. d.	Old Rental and Assessment.	Date of present Tenure.	Year of Expiration of present Lease.	Average Rental per Acre in each District.	General Abstract of particulars.
Jas. Slattery	...	Murrurundi	381	...	1 3 10	...	...	Annual.	3¼ farthings.	
C. P. Gruggen	...	"	480	...	1 10 0	...	...			
Rcd. Holcombe	...	"	300	...	1 0 0	...	...			
Jsh. Sevil	...	"	120	...	1 0 0	...	...			
C. J. Collins	...	"	120	...	1 0 0	...	...			
Alex. G. Martin	...	"	300	...	1 0 0	...	...			
Jno. Kelaher	...	"	120	...	1 0 0	...	...			
Ptk. Kelaher	...	"	120	...	1 0 0	...	...			
Arthur Smith	...	"	240	...	1 0 0	...	...			
Jno. Smith	...	"	420	...	1 6 4	...	...			
Ptk. M'Carthy	...	"	300	...	1 0 0	...	...			
T. Jas. Loder	...	"	361	...	1 2 8	...	...			
Alex. G. Martin	...	"	300	...	1 0 0	...	...			
J. B. Holmes	...	"	300	...	1 0 0	...	...			
Jas. Mettam	...	"	600	...	1 17 6	...	...			
Tim. Murphy	...	"	300	...	1 0 0	...	...			
J. J. Walsh	...	"	90	...	1 0 0	...	...			
"	...	"	120	...	1 0 0	...	...			
Bernd. Heydon	...	"	480	...	1 10 0	...	...			
H. C. White	...	"	600	...	1 17 6	...	...			
Jas. Donohoe	...	"	360	...	1 2 6	...	...			
Edwd. Bradford	...	"	285	...	1 0 0	...	...			
Jno. M'Canna	...	"	240	...	1 0 0	...	...			
Lawce. Prior	...	"	120	...	1 0 0	...	...			
Owen Prior, junr.	...	"	480	...	1 10 0	...	...			
John Prior	...	"	240	...	1 0 0	...	...			
Walter Barlow	...	"	360	...	1 2 6	...	...			
Geo. Mullins	...	"	120	...	1 0 0	...	...			
Wm. Bews	...	"	240	...	1 0 0	...	...			
Jas. Walsh	...	"	300	...	1 0 0	...	...			
T. Harrison	...	"	240	...	1 0 0	...	...			
Jno. Kelaher, senr.	...	"	360	...	1 2 6	...	...			
Alex. Nowlan	...	"	480	...	1 10 0	...	...			
Thos. Dunn, junr.	...	"	600	...	1 17 6	...	...			
W. G. Mitchell	...	"	240	...	1 0 0	...	...			
Danl. Waters	...	"	120	...	1 0 0	...	...			
J. T. O'Neal	...	"	120	...	1 0 0	...	...			
A. H. Heath	...	"	120	...	1 0 0	...	...			
M. A. Kelaher	...	"	120	...	1 0 0	...	...			
M. A. Mitchell	...	"	120	...	1 0 0	...	...			
S. C. Mitchell	...	"	120	...	1 0 0	...	...			
A. E. Mitchell	...	"	120	...	1 0 0	...	...			
C. M. Logan	...	"	300	...	1 0 0	...	...			
Hy. Murray	...	"	480	...	1 10 0	...	...			
T. A. R. Page	...	"	150	...	1 0 0	...	...			
Archd. Cameron	...	"	150	...	1 0 0	...	...			
Mat. Barlow	...	"	600	...	1 17 6	...	...			
Wtr. Barlow	...	"	120	...	1 0 0	...	...			
Cath. Barlow	...	"	240	...	1 0 0	...	...			
Rd. Cullen	...	"	120	...	1 0 0	...	...			
A. G. Martin	...	"	120	...	1 0 0	...	...			
Mat. Barlow	...	"	240	...	1 0 0	...	...			
Thos. Filson	...	"	120	...	1 0 0	...	...			
S. J. Underwood	...	"	300	...	1 0 0	...	...			
Julia Hogan	...	"	240	...	1 0 0	...	...			
Dld. M'Coll	...	"	120	...	1 0 0	...	...			
A. H. Wright	...	"	120	...	1 0 0	...	...			
T. B. Walsh	...	"	120	...	1 0 0	...	...			
Michl. Friby	...	"	240	...	1 0 0	...	...			
Bernd. Haydon	...	"	360	...	1 2 6	...	...			
Edwd. Cooke	...	"	50	...	1 0 0	...	...			
Wm. Bews	...	"	360	...	1 2 6	...	...			
Robt. Nowland	...	"	620	...	1 18 9	...	...			
Jas. Radford, junr.	...	"	550	...	1 14 6	...	...			
Fred. Mercer	...	"	120	...	1 0 0	...	...			
Jno. T. Quin	...	"	360	...	1 2 6	...	...			
Andw. Loder	...	"	399	...	1 5 0	...	...			
Binnie & Price	...	"	150	...	1 0 0	...	...			
Wm. Baker	...	"	150	...	1 0 0	...	...			
Fras. E. Heath	...	"	120	...	1 0 0	...	...			
Edwd. M'Mahon	...	"	120	...	1 0 0	...	...			
Wm. Foot	...	"	318	...	1 0 0	...	...			
Jno. Foot	...	"	600	...	1 17 6	...	...			
Dn. Cameron	...	"	150	...	1 0 0	...	...			
N. P. Bayley	...	Mudgee	640	...	2 0 0	...	...		3¼ farthings.	
"	...	"	900	...	2 16 4	...	...			
"	...	"	1,150	...	3 11 10	...	...			
"	...	"	640	...	2 0 0	...	...			
"	...	"	640	...	2 0 0	...	...			
"	...	"	960	...	3 0 0	...	...			
"	...	"	640	...	2 0 0	...	...			
"	...	"	640	...	2 0 0	...	...			
"	...	"	640	...	2 0 0	...	...			
"	...	"	960	...	3 0 0	...	...			

Name of Lessee.	Name of Run.	Name of District.	Actual Area.	Estimated Carrying Capacity of Run.	Annual Rental. £ s. d.	Old Rental and Assessment.	Date of present Tenure.	Year of Expiration of present Lease.	Average Rental per Acre in each District.	General Abstract of particulars.
N. P. Bayley	...	Mudgee	960	...	3 0 0	...	...	Annual.	3¼ farthings.	
"	...	"	640	...	2 0 0	...	...			
"	...	"	640	...	2 0 0	...	...			
"	...	"	1,110	...	3 8 10	...	...			
"	...	"	650	...	2 0 8	...	...			
"	...	"	640	...	2 0 0	...	...			
"	...	"	640	...	2 0 0	...	...			
"	...	"	870	...	2 14 4	...	...			
"	...	"	1,170	...	3 13 2	...	...			
"	...	"	850	...	2 13 2	...	...			
"	...	"	640	...	2 0 0	...	...			
Wm. Bowman	...	"	960	...	3 0 0	...	...			
"	...	"	640	...	2 0 0	...	...			
Geo. H. Cox	...	"	640	...	2 0 0	...	...			
"	...	"	640	...	2 0 0	...	...			
"	...	"	640	...	2 0 0	...	...			
"	...	"	640	...	2 0 0	...	...			
"	...	"	640	...	2 0 0	...	...			
"	...	"	640	...	2 0 0	...	...			
"	...	"	640	...	2 0 0	...	...			
"	...	"	640	...	2 0 0	...	...			
"	...	"	640	...	2 0 0	...	...			
Chas. C. Cox	...	"	750	...	2 7 0	...	...			
"	...	"	640	...	2 0 0	...	...			
"	...	"	640	...	2 0 0	...	...			
"	...	"	750	...	2 7 0	...	...			
John Douglass	...	"	640	...	2 0 0	...	...			
"	...	"	640	...	2 0 0	...	...			
"	...	"	640	...	2 0 0	...	...			
"	...	"	640	...	2 0 0	...	...			
Wm. Lee	...	"	1,210	...	3 15 8	...	...			
John Lee	...	"	800	...	2 10 0	...	...			
"	...	"	900	...	2 16 4	...	...			
"	...	"	640	...	2 0 0	...	...			
Wm. Lawson	...	"	1,140	...	3 11 4	...	...			
"	...	"	640	...	2 0 0	...	...			
"	...	"	640	...	2 0 0	...	...			
"	...	"	940	...	2 19 0	...	...			
"	...	"	640	...	2 0 0	...	...			
"	...	"	640	...	2 0 0	...	...			
"	...	"	640	...	2 0 0	...	...			
"	...	"	640	...	2 0 0	...	...			
"	...	"	640	...	2 0 0	...	...			
"	...	"	640	...	2 0 0	...	...			
"	...	"	640	...	2 0 0	...	...			
"	...	"	640	...	2 0 0	...	...			
"	...	"	640	...	2 0 0	...	...			
"	...	"	640	...	2 0 0	...	...			
"	...	"	640	...	2 0 0	...	...			
"	...	"	640	...	2 0 0	...	...			
"	...	"	640	...	2 0 0	...	...			
"	...	"	640	...	2 0 0	...	...			
W. & R. Reeves	...	"	640	...	2 0 0	...	...			
"	...	"	800	...	2 10 0	...	...			
"	...	"	1,100	...	3 8 10	...	...			
Geo. Rouse	...	"	960	...	3 0 0	...	...			
J. R. Tindale	...	"	800	...	2 10 0	...	...			
"	...	"	640	...	2 0 0	...	...			
"	...	"	640	...	2 0 0	...	...			
Richd. Rouse	...	"	1,200	...	3 15 0	...	...			
"	...	"	850	...	2 13 4	...	...			
"	...	"	960	...	3 0 0	...	...			
"	...	"	700	...	2 4 0	...	...			
"	...	"	750	...	2 7 0	...	...			
"	...	"	640	...	2 0 0	...	...			
"	...	"	1,250	...	3 18 6	...	...			
"	...	"	815	...	2 10 10	...	...			
"	...	"	1,230	...	3 17 0	...	...			
"	...	"	1,100	...	3 9 0	...	...			
Geo. Rouse	...	"	640	...	2 0 0	...	...			
"	...	"	640	...	2 0 0	...	...			
"	...	"	640	...	2 0 0	...	...			
"	...	"	640	...	2 0 0	...	...			
"	...	"	1,150	...	3 11 10	...	...			
"	...	"	680	...	2 2 6	...	...			
Geo. H. Cox	...	"	640	...	2 0 0	...	...			
"	...	"	640	...	2 0 0	...	...			
"	...	"	640	...	2 0 0	...	...			
"	...	"	640	...	2 0 0	...	...			
Geo. Rouse	...	"	640	...	2 0 0	...	...			
"	...	"	640	...	2 0 0	...	...			
"	...	"	820	...	2 11 3	...	...			
"	...	"	820	...	2 11 3	...	...			
"	...	"	640	...	2 0 0	...	...			
"	...	"	700	...	2 3 9	...	...			

Name of Lessee.	Name of Run.	Name of District.	Actual Area.	Estimated Carrying Capacity of Run.	Annual Rental. £ s. d.	Old Rental and Assessment.	Date of present Tenure.	Year of Expiration of present Lease.	Average Rental per Acre in each District.	General Abstract of particulars.
Geo. Rouse	...	Mudgee	640	...	2 0 0	...	...	Annual.	1 penny. 3¼ farthings.	
"	...	"	1,160	...	3 12 7	...	...			
"	...	"	640	...	2 0 0	...	...			
"	...	"	640	...	2 0 0	...	...			
"	...	"	800	...	2 10 0	...	...			
C. B. Lowe	...	"	640	...	2 0 0	...	...			
"	...	"	640	...	2 0 0	...	...			
"	...	"	640	...	2 0 0	...	...			
"	...	"	640	...	2 0 0	...	...			
"	...	"	640	...	2 0 0	...	...			
"	...	"	640	...	2 0 0	...	...			
"	...	"	640	...	2 0 0	...	...			
Cathe. Bruce	...	"	640	...	2 0 0	...	...			
"	...	"	640	...	2 0 0	...	...			
C. B. Lowe	...	"	640	...	2 0 0	...	...			
"	...	"	750	...	2 7 0	...	...			
F. & A. Cox	...	"	640	...	2 0 0	...	...			
"	...	"	960	...	3 0 0	...	...			
"	...	"	640	...	2 0 0	...	...			
"	...	"	640	...	2 0 0	...	...			
"	...	"	960	...	3 0 0	...	...			
M. Brennan	...	"	780	...	2 8 10	...	...			
Jph. D. Single	...	"	4,650	...	14 10 8	...	...			
"	...	"	1,600	...	5 0 0	...	...			
"	...	"	2,560	...	8 0 0	...	...			
"	...	"	1,000	...	3 2 6	...	...			
C. B. Lowe	...	"	1,780	...	5 13 8	...	...			
"	...	"	640	...	2 0 0	...	...			
J. D. Single	...	"	1,920	...	6 0 0	...	...			
Jas. Pauling, junr.	...	"	150	...	1 0 0	...	...			
Jas. Pauling, senr.	...	"	150	...	1 0 0	...	...			
Wm. Lee	...	"	600	...	1 17 6	...	...			
Geo. Rouse	...	"	560	...	1 15 0	...	...			
Wm. Baylis	...	"	120	...	1 0 0	...	...			
"	...	"	120	...	1 0 0	...	...			
Ptk. Kerwin	...	"	240	...	1 0 0	...	...			
Edmond Kerwin	...	"	240	...	1 0 0	...	...			
Thos. Bruce	...	"	426	...	1 6 8	...	...			
D. Milne	...	"	120	...	1 0 0	...	...			
Mary J. Milne	...	"	120	...	1 0 0	...	...			
"	...	"	126	...	1 0 0	...	...			
Dvd. Milne, junr.	...	"	120	...	1 0 0	...	...			
T. Atkinson	...	"	150	...	1 0 0	...	...			
Jno. Kerr	...	"	120	...	1 0 0	...	...			
Jno. Douglass, senr.	...	"	275	...	1 0 0	...	...			
"	...	"	300	...	1 0 0	...	...			
Margt. Boyling	...	"	588	...	1 16 10	...	...			
J. Atkinson	...	"	225	...	1 0 0	...	...			
Timthy. Kerwin	...	"	120	...	1 0 0	...	...			
Wm. Hutchinson	...	"	240	...	1 0 0	...	...			
M. J. Fitzpatrick	...	"	400	...	1 5 0	...	...			
Jas. Wright	...	"	264	...	1 0 0	...	...			
Terence Rogers	...	"	420	...	1 6 4	...	...			
Jas. Glazier	...	"	360	...	1 2 6	...	...			
Jas. Nicholls	...	"	120	...	1 0 0	...	...			
Brgt. Brennan	...	"	120	...	1 0 0	...	...			
Wm. Gould	...	"	360	...	1 2 6	...	...			
Ptk. Rogers	...	"	270	...	1 0 0	...	...			
Robt. Glasscock	...	"	157	...	1 0 0	...	...			
H. M. Inness	...	"	252	...	1 0 0	...	...			
Ewd. Webb	...	"	150	...	1 0 0	...	...			
Mcl. Derwin	...	"	111	...	1 0 0	...	...			
Geo. Bates	...	"	120	...	1 0 0	...	...			
Edmd. Tindall	...	"	300	...	1 0 0	...	...			
Jas. Derwin	...	"	150	...	1 0 0	...	...			
Jas. Gardner	...	"	150	...	1 0 0	...	...			
Robt. Wilson	...	"	120	...	1 0 0	...	...			
"	...	"	120	...	1 0 0	...	...			
Stphn. Docure	...	"	240	...	1 0 0	...	...			
Thos. Keough, junr.	...	"	120	...	1 0 0	...	...			
N. P. Bayley	...	"	320	...	1 0 0	...	...			
Wm. Pile	...	"	120	...	1 0 0	...	...			
Abel Wilkins	...	"	324	...	1 0 3	...	...			
Jno. Berryman	...	"	120	...	1 0 0	...	...			
Ptr. Leyden	...	"	120	...	1 0 0	...	...			
Wm. Hny. James	...	"	120	...	1 0 0	...	...			
Geo. Thos. James	...	"	150	...	1 0 0	...	...			
"	...	"	150	...	1 0 0	...	...			
Jno. Pauling	...	"	150	...	1 0 0	...	...			
Mcl. Maloney	...	"	240	...	1 0 0	...	...			
Jph. D. Single	...	"	320	...	1 0 0	...	...			
J. B. Watt	...	Moree	480	...	1 10 0	...	...			
"	...	"	363	...	1 2 8	...	...			
"	...	"	120	...	1 0 0	...	...			
"	...	"	360	...	1 2 6	...	...			

Name of Lessee.	Name of Run.	Name of District.	Actual Area.	Estimated Carrying Capacity of Run.	Annual Rental. £ s. d.	Old Rental and Assessment.	Date of present Tenure.	Year of Expiration of present Lease.	Average Rental per Acre in each District.	General Abstract of particulars.
J. B. Watt	...	Moree	120	...	1 0 0	...	...	Annual.	1 penny.	
"	...	"	120	...	1 0 0	...	...			
"	...	"	360	...	1 2 6	...	...			
"	...	"	360	...	1 2 6	...	...			
"	...	"	120	...	1 0 0	...	...			
"	...	"	150	...	1 0 0	...	...			
"	...	"	144	...	1 0 0	...	...			
"	...	"	120	...	1 0 0	...	...			
"	...	"	906	...	2 16 6	...	...			
T. S. Mort	...	Moruya	22,400	...	70 0 0	...	...			
Jas. Greig	...	"	300	...	1 0 0	...	...			
Augtus. Higginson	...	"	120	...	1 0 0	...	...			
Brgt. Higginson	...	"	120	...	1 0 0	...	...			
Ewd. Long	...	"	120	...	1 0 0	...	...			
Wm. Brice	...	"	40	...	1 0 0	...	...			
Timothy Egan	...	"	663	...	2 1 5	...	...			
T. S. Mort	...	"	1,280	...	4 0 0	...	...			
Patk. Honan	...	"	120	...	1 0 0	...	...			
Tim. Egan	...	"	309	...	1 0 0	...	...			
Josiah Taylor	...	"	120	...	1 0 0	...	...			
Wm. Dummett	...	"	120	...	1 0 0	...	...			
Hry. Solway	...	"	120	...	1 0 0	...	...			
S. W. Bate	...	"	600	...	1 17 6	...	...			
Jno. Robb	...	"	981	...	3 1 4	...	...			
Catherine Tobin	...	"	120	...	1 0 0	...	...			
Hezekiah Watt	...	"	600	...	1 17 6	...	...			
Jno. Watt	...	"	261	...	1 0 0	...	...			
S. H. Officer	...	Moulamein	640	...	2 0 0	...	...			
"	...	"	640	...	2 0 0	...	...			
"	...	"	640	...	2 0 0	...	...			
"	...	"	640	...	2 0 0	...	...			
"	...	"	640	...	2 0 0	...	...			
"	...	"	800	...	2 10 0	...	...			
"	...	"	640	...	2 0

Name of Lessee.	Name of Run.	Name of District.	Actual Area.	Estimated Carrying Capacity of Run.	Annual Rental. £ s. d.	Old Rental and Assessment.	Date of present Tenure.	Year of Expiration of present Lease.	Average Rental per Acre in each District.	General Abstract of particulars.
Lachlan M'Bean	...	Moulamein	640	...	2 0 0	...	...			
"	...	"	640	...	2 0 0	...	...			
"	...	"	640	...	2 0 0	...	...			
"	...	"	640	...	2 0 0	...	...			
"	...	"	640	...	2 0 0	...	...			
"	...	"	640	...	2 0 0	...	...			
"	...	"	640	...	2 0 0	...	...			
"	...	"	816	...	2 11 0	...	...			
"	...	"	960	...	3 0 0	...	...			
"	...	"	960	...	3 0 0	...	...			
"	...	"	960	...	3 0 0	...	...			
"	...	"	640	...	2 0 0	...	...			
"	...	"	640	...	2 0 0	...	...			
"	...	"	640	...	2 0 0	...	...			
"	...	"	640	...	2 0 0	...	...			
"	...	"	960	...	3 0 0	...	...			
"	...	"	640	...	2 0 0	...	...			
"	...	"	640	...	2 0 0	...	...			
"	...	"	640	...	2 0 0	...	...			
"	...	"	1,030	...	3 4 4	...	...			
"	...	"	741	...	2 6 4	...	...			
"	...	"	960	...	3 0 0	...	...			
"	...	"	960	...	3 0 0	...	...			
"	...	"	960	...	3 0 0	...	...			
"	...	"	960	...	3 0 0	...	...			
"	...	"	960	...	3 0 0	...	...			
"	...	"	900	...	2 16 4	...	...			
"	...	"	1,100	...	3 8 9	...	...			
"	...	"	640	...	2 0 0	...	...			
"	...	"	640	...	2 0 0	...	...			
"	...	"	800	...	2 10 0	...	...			
"	...	"	640	...	2 0 0	...	...			
"	...	"	640	...	2 0 0	...	...			
"	...	"	640	...	2 0 0	...	...			
"	...	"	640	...	2 0 0	...	...			
"	...	"	640	...	2 0 0	...	...			
"	...	"	640	...	2 0 0	...	...			
"	...	"	822	...	2 11 4	...	...			
"	...	"	820	...	2 11 3	...	...			
W. B. Brown & T. B. Hunt	...	"	2,955	...	9 4 10	...	...			
Alexr. Kirk	...	"	960	...	3 0 0	...	...			
G. D. Kirk	...	"	960	...	3 0 0	...	...			
Jas. Degan	...	"	960	...	3 0 0	...	...			
J. P. Hastings	...	"	960	...	3 0 0	...	...			
Robt. Hastings	...	"	960	...	3 0 0	...	...			
Jno. Crook	...	"	960	...	3 0 0	...	...			
Austin Mack	...	"	4,800	...	15 0 0	...	...			
G. A. & P. Mein	...	"	19,161	...	59 17 5	...	...			
Dougherty & Chirnside	...	"	3,349	...	10 8 4	...	...			
Robt. Landale	...	"	7,762	...	25 5 4	...	...			
"	...	"	1,920	...	6 0 0	...	...			
"	...	"	1,920	...	6 0 0	...	...			
Hry. Darlot	...	"	11,958	...	37 7 6	...	...			
Grant, Childe, & Craig	...	"	1,920	...	6 0 0	...	...			
Trust & Agency Coy. of Australasia	...	"	1,920	...	6 0 0	...	...			
Robt. J. Everett	...	"	1,639	...	5 2 6	...	...			
Henry Creswick	...	"	3,588	...	11 4 4	...	...			
Lachlan M'Bean	...	"	13,198	...	38 5 0	...	...			
H. Darlot	...	"	8,421	...	26 6 3	...	...			
Thos. Armstrong	...	"	10,080	...	31 10 0	...	...			
R. J. Everett	...	"	1,920	...	6 0 0	...	...			
Alice Kirk	...	"	357	...	1 2 4	...	...			
"	...	"	603	...	1 17 8	...	...			
Jas. D. Rainsford	...	"	600	...	1 17 6	...	...			
Wm. Ashwin	...	"	200	...	1 0 0	...	...			
Geo. Ashwin	...	"	200	...	1 0 0	...	...			
Geo. J. Ashwin	...	"	200	...	1 0 0	...	...			
A. Cathe. Rainsford	...	"	600	...	1 17 6	...	...			
Robt. Herkes	...	Manning River	150	...	1 0 0	...	...			
"	...	"	269	...	1 0 0	...	...			
Jno. Paton	...	"	120	...	1 0 0	...	...			
Hry. Stiles	...	"	120	...	1 0 0	...	...			
Wm. Wynter	...	"	600	...	1 17 6	...	...			
Thos. Broomfield	...	"	150	...	1 0 0	...	...			
Jno. F. Brisbane	...	"	120	...	1 0 0	...	...			
Geo. Joyce	...	"	300	...	1 0 0	...	...			
Wm. Cross	...	"	670	...	2 1 11	...	...			
Josph. Barling	...	"	510	...	1 12 0	...	...			
A. Bannerman	...	Macleay River	351	...	1 1 11	...	...			
Austral Verge	...	"	320	...	1 0 0	...	...			
A. B. Salmon	...	"	600	...	1 17 6	...	...			
Thos. A. M'Master		"	600	...	1 17 6	...	...			

Annual.

3 farthings. 1 penny. 3 farthings.

Name of Lessee.	Name of Run.	Name of District.	Actual Area.	Estimated Carrying Capacity of Run.	Annual Rental. £ s. d.	Old Rental and Assessment.	Date of present Tenure.	Year of Expiration of present Lease.	Average Rental per Acre in each District.	General Abstract of particulars.
Robt. Rand	...	M'Leay River	960	...	3 0 0	...	...	Annual.	3 farthings.	
Jno. Clegg	...	"	300	...	1 0 0	...	...			
Saml. Plummer	...	"	360	...	1 2 6	...	...			
J. W. Miles	...	"	312	...	1 0 0	...	...			
A. Bannerman	...	"	147	...	1 0 0	...	...			
Jno. M'Carthy	...	"	720	...	2 5 0	...	...			
J. Middleton	...	Molong	120	...	1 0 0	...	...			
N. Curry	...	"	120	...	1 0 0	...	...			
C. Hendrey	...	"	120	...	1 0 0	...	...			
Wm. Egan	...	"	300	...	1 0 0	...	...			
Thos. Taber	...	"	120	...	1 0 0	...	...			
Wm. Windred	...	"	480	...	1 10 0	...	...			
Jas. Dwyer	...	"	300	...	1 0 0	...	...			
Isaac Wren	...	"	120	...	1 0 0	...	...			
A. W. Collis	...	"	303	...	1 0 0	...	...			
Robt. Denham	...	"	270	...	1 0 0	...	...			
Wm. Steel	...	"	120	...	1 0 0	...	...			
Ts. Taber, junr	...	"	150	...	1 0 0	...	...			
Wm. Star	...	"	300	...	1 0 0	...	...			
Wm. Whitehead	...	"	600	...	1 17 6	...	...			
Ptk. Horan	...	"	372	...	1 3 3	...	...			
Jas. Kelly	...	"	300	...	1 0 0	...	...			
Sml. Lemon	...	"	360	...	1 2 6	...	...			
Chas. Miller	...	"	300	...	1 0 0	...	...			
Wm. Shapland	...	"	600	...	1 17 6	...	...			
Mcl. Jno. Dwyer	...	"	300	...	1 0 0	...	...			
Sarah Crabtree	...	"	180	...	1 0 0	...	...			
Wm. M. M'Donald	...	"	360	...	1 2 6	...	...			
Cathe. O'Neil	...	"	150	...	1 0 0	...	...			
Cs. Newton, junr.	...	"	270	...	1 0 0	...	...			
Thos. Astill	...	"	120	...	1 0 0	...	...			
Ptk. Hanley	...	"	120	...	1 0 0	...	...			
C. Cross	...	"	430	...	1 8 2	...	...			
Hry. Dawes	...	"	240	...	1 0 0	...	...			
Edwd. Herbert	...	"	480	...	1 10 0	...	...			
Ptk. Caragher	...	"	150	...	1 0 0	...	...			
Thos. C. Brown	...	"	423	...	1 6 6	...	...			
Chas. Brady	...	"	1,137	...	3 11 3	...	...			
Jno. Smith	...	"	1,000	...	3 2 6	...	...			
"	...	"	960	...	3 0 0	...	...			
"	...	"	960	...	3 0 0	...	...			
"	...	"	960	...	3 0 0	...	...			
"	...	"	980	...	3 1 3	...	...			
Jas. Brown	...	"	960	...	3 0 0	...	...			
Jno. M'Donald	...	"	750	...	2 6 10	...	...			
Wm. Irvine	...	"	960	...	3 0 0	...	...			
Jno. Couch	...	"	960	...	3 0 0	...	...			
Jno. Delaney	...	"	960	...	3 0 0	...	...			
Chas. Blakefield	...	"	960	...	3 0 0	...	...			
Jas. Chas. Cox	...	"	1,600	...	5 0 0	...	...			
Mary Keenan	...	"	900	...	2 16 4	...	...			
Jph. Irvine	...	"	960	...	3 0 0	...	...			
Rcd. Waidred	...	"	960	...	3 0 0	...	...			
Jno. G. Church	...	"	960	...	3 0 0	...	...			
Jno. Grimshaw	...	"	960	...	3 0 0	...	...			
Josiah Couch	...	"	960	...	3 0 0	...	...			
Jno. Cochrane	...	"	960	...	3 0 0	...	...			
F. Hembrough	...	"	960	...	3 0 0	...	...			
Thos. Barton	...	"	960	...	3 0 0	...	...			
Nic. Carney	...	"	960	...	3 0 0	...	...			
A. W. Collis	...	"	924	...	2 17 9	...	...			
F. W. Fraser	...	"	960	...	3 0 0	...	...			
A. W. Collis	...	"	1,920	...	6 0 0	...	...			
W. H. Couch	...	"	120	...	1 0 0	...	...			
Jermia. Hartigan	...	"	300	...	1 0 0	...	...			
Frank Tapp	...	"	180	...	1 0 0	...	...			
Geo. Neville	...	"	300	...	1 0 0	...	...			
Ewd. Duffy	...	"	240	...	1 0 0	...	...			
Frnk. Carman	...	"	150	...	1 0 0	...	...			
Wm. Carton	...	"	156	...	1 0 0	...	...			
Mcl. O'Neil	...	"	600	...	1 17 6	...	...			
Jno. Rubie	...	"	300	...	1 0 0	...	...			
J. P. Farrell	...	"	120	...	1 0 0	...	...			
Jas. Collins	...	"	240	...	1 0 0	...	...			
Wm. Starr	...	"	300	...	1 0 0	...	...			
Tarence Brady	...	"	453	...	1 8 4	...	...			
Jas. Whiley	...	"	300	...	1 0 0	...	...			
Jas. Gallagher	...	"	300	...	1 0 0	...	...			
Jno. Coffey	...	"	150	...	1 0 0	...	...			
Jph. Beeven	...	"	360	...	1 2 6	...	...			
Jno. Kearney	...	"	330	...	1 0 8	...	...			
Winfd. Murray	...	"	303	...	1 0 0	...	...			
Ptk. Gallagher	...	"	120	...	1 0 0	...	...			
Josph. Gersback	...	"	540	...	1 13 9	...	...			

Name of Lessee.	Name of Run.	Name of District.	Actual Area.	Estimated Carrying Capacity of Run.	Annual Rental. £ s. d.	Old Rental and Assessment.	Date of present Tenure.	Year of Expiration of present Lease.	Average Rental per Acre in each District.	General Abstract of particulars.
Alexr. Irvine	...	Molong	240	...	1 0 0	...	...	Annual.	3 farthings. 3¼ farthings. 3 farthings.	
Jas. O'Brien	...	,,	600	...	1 17 6	...	...			
Mcl. Healey	...	,,	300	...	1 0 0	...	...			
J. Townsend, junr.	...	,,	240	...	1 0 0	...	...			
Frk. Tapp	...	,,	120	...	1 0 0	...	...			
,,	...	,,	120	...	1 0 0	...	...			
Jacob Miller	...	,,	489	...	1 10 7	...	...			
Wm. Rutledge	...	,,	300	...	1 0 0	...	...			
Jno. Robinson	...	,,	300	...	1 0 0	...	...			
Richd. Berryman	...	Moama	640	...	2 0 0	...	...			
Robertson, Wagner, & Co.	...	,,	814	...	2 10 10	...	...			
,,	...	,,	700	...	2 3 10	...	...			
,,	...	,,	640	...	2 0 0	...	...			
,,	...	,,	640	...	2 0 0	...	...			
,,	...	,,	640	...	2 0 0	...	...			
,,	...	,,	640	...	2 0 0	...	...			
,,	...	,,	640	...	2 0 0	...	...			
,,	...	,,	640	...	2 0 0	...	...			
,,	...	,,	640	...	2 0 0	...	...			
,,	...	,,	640	...	2 0 0	...	...			
,,	...	,,	640	...	2 0 0	...	...			
,,	...	,,	640	...	2 0 0	...	...			
,,	...	,,	640	...	2 0 0	...	...			
,,	...	,,	640	...	2 0 0	...	...			
,,	...	,,	640	...	2 0 0	...	...			
,,	...	,,	640	...	2 0 0	...	...			
,,	...	,,	640	...	2 0 0	...	...			
,,	...	,,	640	...	2 0 0	...	...			
,,	...	,,	640	...	2 0 0	...	...			
,,	...	,,	640	...	2 0 0	...	...			
,,	...	,,	640	...	2 0 0	...	...			
,,	...	,,	640	...	2 0 0	...	...			
,,	...	,,	640	...	2 0 0	...	...			
,,	...	,,	640	...	2 0 0	...	...			
,,	...	,,	640	...	2 0 0	...	...			
,,	...	,,	640	...	2 0 0	...	...			
,,	...	,,	640	...	2 0 0	...	...			
,,	...	,,	640	...	2 0 0	...	...			
,,	...	,,	960	...	3 0 0	...	...			
,,	...	,,	923	...	2 17 6	...	...			
,,	...	,,	640	...	2 0 0	...	...			
Varcoe and Vavers	...	,,	960	...	3 0 0	...	...			
Jean Ransh	...	,,	960	...	3 0 0	...	...			
W. Highett	...	,,	640	...	2 0 0	...	...			
W. R. Johnson	...	,,	4,158	...	12 19 8	...	...			
Molseley, Gibbs, & Co.	...	,,	2,560	...	80 0 0	...	...			
,,	...	,,	12,774	...	39 18 4	...	...			
,,	...	,,	14,887	...	46 10 8	...	...			
Dnld. Sinclair	...	,,	960	...	3 0 0	...	...			
Dougherty & Churnside	...	,,	7,053	...	22 0 10	...	...			
Jas. Skelly	...	,,	960	...	3 0 0	...	...			
Robertson & Wagner	...	,,	28,160	...	88 0 0	...	...			
,,	...	,,	3,840	...	12 0 0	...	...			
,,	...	,,	960	...	3 0 0	...	...			
Hurtle Fisher	...	,,	4,800	...	15 0 0	...	...			
Chambers, Lutwych, & Lofts	...	,,	555	...	1 14 8	...	...			
Jno. Holschier	...	,,	555	...	1 14 8	...	...			
Dnl. Ryan	...	,,	144	...	1 0 0	...	...			
R. H. Varcoe	...	,,	600	...	1 17 6	...	...			
Jas. Watts	...	,,	355	...	1 2 6	...	...			
Chas. Broom	...	,,	300	...	1 0 0	...	...			
Geo. T. Preston	...	,,	183	...	1 0 0	...	...			
Chas. Varcoe	...	,,	480	...	1 10 0	...	...			
Jas. Ball	...	,,	566	...	1 15 4	...	...			
J. Carmans	...	,,	300	...	1 0 0	...	...			
Hy. Leonard	...	,,	418	...	1 6 2	...	...			
Alfred Milgate	...	,,	83	...	1 0 0	...	...			
C. Happerson & W. Dawman	...	,,	443	...	1 7 8	...	...			
W. R. Johnson	...	,,	120	...	1 0 0	...	...			
,,	...	,,	600	...	1 17 6	...	...			
,,	...	,,	120	...	1 0 0	...	...			
R. W. H. Varcoe	...	,,	600	...	1 17 6	...	...			
Matt. Charlton	...	Maitland	960	...	3 0 0	...	...			
Wadham Wyndham	...	,,	750	...	2 7 0	...	...			
E. B. Hungerford	...	,,	394	...	1 4 8	...	...			
Jas. Lawless	...	Merriwa	960	...	3 0 0	...	...			
Jas. Spratt	...	,,	960	...	3 0 0	...	...			
Jno. Lawless	...	,,	120	...	1 0 0	...	...			
C. W. Lloyd & W. Pirie	...	Narrabri	960	...	3 0 0	...	...			
Chas. Wolff	...	,,	960	...	3 0 0	...	...			
Wm. Jas. Carrigan	...	,,	600	...	1 17 6	...	...			
Ptr. Ryan	...	,,	600	...	1 17 6	...	...			
C. W. Lloyd & W. Pirie	...	,,	240	...	1 0 0	...	...			
Wm. Leard	...	,,	210	...	1 0 0	...	...			
Phillip Tighe	...	,,	960	...	3 0 0	...	...			
John Dobbin	...	,,	960	...	3 0 0	...	...			
Henry Harvey	...	,,	960	...	3 0 0	...	...			

Name of Lessee.	Name of Run.	Name of District.	Actual Area.	Estimated Carrying Capacity of Run.	Annual Rental. £ s. d.	Old Rental and Assessment.	Date of present Tenure.	Year of Expiration of present Lease.	Average Rental per Acre in each District.	General Abstract of particulars.
A. C. Cobcroft	...	Narrabri	960	...	3 0 0	...	...	Annual.	3 farthings.	
Jno. M'Neill	...	"	960	...	3 0 0	...	...			
Wm. M'Neill	...	"	960	...	3 0 0	...	...			
Pirie & Lloyd	...	"	14,865	...	46 9 3	...	...			
Wm. Leard	...	"	150	...	1 0 0	...	...			
"	...	"	300	...	1 0 0	...	...			
F. F. Russell	...	"	120	...	1 0 0	...	...			
"	...	"	480	...	1 10 0	...	...			
"	...	"	519	...	1 12 6	...	...			
"	...	"	579	...	1 16 2	...	...			
"	...	"	480	...	1 10 0	...	...			
Chris. Hansen	...	"	960	...	3 0 0	...	...			
Wm. Clifford	...	"	960	...	3 0 0	...	...			
Jph. Barker	...	"	960	...	3 0 0	...	...			
Thos. Ryan	...	"	200	...	1 0 0	...	...			
Thos. S. Barker	...	"	600	...	1 17 6	...	...			
Fras. Moore	...	"	480	...	1 10 0	...	...			
Jas. M'Neill	...	"	160	...	1 0 0	...	...			
Jno. W. Leard	...	"	600	...	1 17 6	...	...			
Pirie & Lloyd	...	"	300	...	1 0 0	...	...			
"	...	"	300	...	1 0 0	...	...			
"	...	"	150	...	1 0 0	...	...			
"	...	"	420	...	1 6 3	...	...			
M'Cleay & Clarke	...	Oxley	640	...	2 0 0	...	...			
"	...	"	640	...	2 0 0	...	...			
"	...	"	640	...	2 0 0	...	...			
"	...	"	640	...	2 0 0	...	...			
"	...	"	640	...	2 0 0	...	...			
"	...	"	640	...	2 0 0	...	...			
"	...	"	784	...	2 9 0	...	...			
"	...	"	640	...	2 0 0	...	...			
"	...	"	640	...	2 0 0	...	...			
"	...	"	766	...	2 7 10	...	...			
"	...	"	880	...	2 15 0	...	...			
"	...	"	640	...	2 0 0	...	...			
"	...	"	640	...	2 0 0	...	...			
"	...	"	640	...	2 0 0	...	...			
"	...	"	640	...	2 0 0	...	...			
"	...	"	640	...	2 0 0	...	...			
"	...	"	784	...	2 9 0	...	...			
"	...	"	640	...	2 0 0	...	...			
"	...	"	640	...	2 0 0	...	...			
"	...	"	858	...	2 13 8	...	...			
"	...	"	648	...	2 0 6	...	...			
"	...	"	960	...	3 0 0	...	...			
Wm. Day	...	"	960	...	3 0 0	...	...			
"	...	"	640	...	2 0 0	...	...			
"	...	"	640	...	2 0 0	...	...			
"	...	"	640	...	2 0 0	...	...			
"	...	"	640	...	2 0 0	...	...			
"	...	"	640	...	2 0 0	...	...			
"	...	"	815	...	2 10 11	...	...			
"	...	"	640	...	2 0 0	...	...			
"	...	"	640	...	2 0 0	...	...			
"	...	"	1,100	...	3 8 9	...	...			
"	...	"	640	...	2 0 0	...	...			
M'Gaw, M'Kinnon, & others	...	"	640	...	2 0 0	...	...			
"	...	"	640	...	2 0 0	...	...			
"	...	"	640	...	2 0 0	...	...			
"	...	"	927	...	2 18 0	...	...			
"	...	"	1,043	...	3 5 4	...	...			
"	...	"	640	...	2 0 0	...	...			
"	...	"	640	...	2 0 0	...	...			
"	...	"	640	...	2 0 0	...	...			
"	...	"	640	...	2 0 0	...	...			
"	...	"	640	...	2 0 0	...	...			
"	...	"	640	...	2 0 0	...	...			
"	...	"	640	...	2 0 0	...	...			
"	...	"	957	...	2 19 10	...	...			
"	...	"	735	...	2 6 0	...	...			
"	...	"	735	...	2 6 0	...	...			
"	...	"	735	...	2 6 0	...	...			
"	...	"	759	...	2 7 6	...	...			
"	...	"	1,158	...	3 12 4	...	...			
"	...	"	640	...	2 0 0	...	...			
"	...	"	758	...	2 7 6	...	...			
"	...	"	978	...	3 1 2	...	...			
"	...	"	640	...	2 0 0	...	...			
"	...	"	640	...	2 0 0	...	...			
"	...	"	640	...	2 0 0	...	...			
"	...	"	640	...	2 0 0	...	...			
"	...	"	803	...	2 10 4	...	...			
Jno. Roset	...	"	960	...	3 0 0	...	...			
M'Culloch & Sellar	...	"	9,210	...	28 15 10	...	...			

Name of Lessee.	Name of Run.	Name of District.	Actual Area.	Estimated Carrying Capacity of Run.	Annual Rental.	Old Rental and Assessment.	Date of present Tenure.	Year of Expiration of present Lease.	Average Rental per Acre in each District.	General Abstract of particulars.
					£ s. d.					
Albt. Roset	...	Oxley	960	...	3 0 0	...	...			
C. W. Simson	...	"	6,682	...	20 17 8	...	...			
Geo. Dill	...	"	1,121	...	3 10 1	...	...			
"	...	"	7,379	...	23 1 8	...	...			
Jno. Campbell	...	"	960	...	3 0 0	...	...			
M'Cleay & Clarke	...	"	9,427	...	29 9 4	...	...			
M'Gaw & Co.	...	"	1,138	...	3 11 2	...	...			
Geo. Macleay	...	"	24,102	...	75 6 6	...	...			
"	...	"	8,791	...	26 19 8	...	...			
Jas. E. Warby	...	"	960	...	3 0 0	...	...			
M'Gaw, Cochrane, & Co.	...	"	4,125	...	12 17 10	...	...			
"	...	"	2,454	...	7 13 8	...	...			
Wm. Lang	...	"	10,080	...	31 10 2	...	...			
Learmonth Bros.	...	"	29,861	...	93 13 10	...	...			
"	...	"	31,597	...	98 14 10	...	...			
"	...	"	29,589	...	92 13 10	...	...			
"	...	"	29,500	...	92 3 10	...	...			
"	...	"	2,940	...	9 3 10	...	...			
Wm. Trewolla	...	"	960	...	3 0 0	...	...			
Thos. Challiner	...	"	960	...	3 0 0	...	...			
Rutherford, M'Culloch, & Sellar	...	"	2,724	...	8 10 4	...	...			
Wm. Lang	...	"	16,910	...	52 16 10	...	...			
M'Gaw & Co.	...	"	1,515	...	4 14 10	...	...			
A. N. Gilbert	...	"	9,080	...	28 7 8	...	...			
"	...	"	2,700	...	8 8 10	...	...			
Ronld. & M'Bain	...	"	960	...	3 0 0	...	...			
Jas. Donohoe	...	"	954	...	2 19 10	...	...			
Frank Johns	...	"	960	...	3 0 0	...	...			
George Macleay	...	"	640	...	2 0 0	...	...			
"	...	"	640	...	2 0 0	...	...			
"	...	"	1,237	...	3 17 6	...	...			
A. J. L. Learmonth	...	"	640	...	2 0 0	...	...			
"	...	"	640	...	2 0 0	...	...			
"	...	"	640	...	2 0 0	...	...			
A. N. Gilbert	...	"	3,840	...	12 0 0	...	...			
M'Culloch, Sellar, & Co.	...	"	7,498	...	23 8 8	...	...			
Wm. Lang	...	"	11,400	...	35 12 6	...	...			
Colin W. Simpson	...	"	30,819	...	95 13 8	...	...			
Thos. Robertson	...	"	21,466	...	67 1 8	...	...			
M'Gaw & Co.	...	"	9,357	...	29 4 10	...	...			
C. W. Simpson	...	"	5,040	...	15 15 0	...	...			
M'Gaw & Co.	...	"	17,482	...	53 12 8	...	...			
Jno. Smith	...	"	960	...	3 0 0	...	...			
Jas. Smith	...	"	960	...	3 0 0	...	...			
Wragge & Hearn	...	"	960	...	3 0 0	...	...			
M'Gaw & Co.	...	"	37,988	...	118 14 4	...	...			
M'Culloch & Sellar	...	"	150	...	1 17 6	...	...			
"	...	"	600	...	1 17 6	...	...			
Patk. B. Terry	...	"	600	...	1 17 6	...	...			
W. K. Johns	...	"	525	...	1 12 10	...	...			
Thos. Terry	...	"	480	...	1 10 0	...	...			
"	...	"	480	...	1 10 0	...	...			
C. W. Simson	...	"	393	...	1 4 7	...	...			
S. M. Beaumont	...	"	360	...	1 2 6	...	...			
Hry. H. Terry	...	"	450	...	1 8 2	...	...			
Jno. Grey	...	"	219	...	1 0 0	...	...			
Geo. Macleay	...	"	480	...	1 10 0	...	...			
"	...	"	120	...	1 0 0	...	...			
"	...	"	120	...	1 0 0	...	...			
"	...	"	150	...	1 0 0	...	...			
"	...	"	150	...	1 0 0	...	...			
"	...	"	600	...	1 17 6	...	...			
"	...	"	150	...	1 0 0	...	...			
"	...	"	150	...	1 0 0	...	...			
"	...	"	150	...	1 0 0	...	...			
"	...	"	600	...	1 17 6	...	...			
"	...	"	508	...	1 11 9	...	...			
"	...	"	510	...	1 11 11	...	...			
"	...	"	120	...	1 0 0	...	...			
"	...	"	150	...	1 0 0	...	...			
M'Leay & Clarke	...	"	366	...	1 2 11	...	...			
W. Davies, jun.	...	"	354	...	1 2 2	...	...			
Wm. Campbell	...	"	324	...	1 0 4	...	...			
Jas. Chard	...	"	260	...	1 0 0	...	...			
M'Leay & Clark	...	"	234	...	1 0 0	...	...			
M'Gaw, M'Kinnon, and others	...	"	597	...	1 17 2	...	...			
"	...	"	360	...	1 2 6	...	...			
M'Leay & Clark	...	"	120	...	1 0 0	...	...			
"	...	"	120	...	1 0 0	...	...			
"	...	"	120	...	1 0 0	...	...			
"	...	"	120	...	1 0 0	...	...			
"	...	"	120	...	1 0 0	...	...			
"	...	"	180	...	1 0 0	...	...			
"	...	"	120	...	1 0 0	...	...			

Annual.

3 farthings.

Name of Lessee.	Name of Run.	Name of District.	Actual Area.	Estimated Carrying Capacity of Run.	Annual Rental. £ s. d.	Old Rental and Assessment.	Date of present Tenure.	Year of Expiration of present Lease.	Average Rental per Acre in each District.	General Abstract of particulars.
Thos. Wade	...	Oxley	300	...	1 0 0	...	...	Annual.	3 farthings.	
E. Roset	...	"	120	...	1 0 0	...	...			
"	...	"	120	...	1 0 0	...	...			
Jas. Donovan	...	Orange	1,230	...	3 17 0	...	...			
Chas. Icely	...	"	700	...	2 3 9	...	...			
"	...	"	640	...	2 0 0	...	...			
"	...	"	640	...	2 0 0	...	...			
"	...	"	640	...	2 0 0	...	...			
"	...	"	800	...	2 10 0	...	...			
"	...	"	640	...	2 0 0	...	...			
"	...	"	1,100	...	3 8 10	...	...			
Thos. Kite	...	"	640	...	2 0 0	...	...			
"	...	"	960	...	3 0 0	...	...			
"	...	"	640	...	2 0 0	...	...			
"	...	"	700	...	2 3 10	...	...			
"	...	"	640	...	2 0 0	...	...			
"	...	"	700	...	2 3 10	...	...			
"	...	"	1,050	...	3 5 8	...	...			
"	...	"	1,050	...	3 5 8	...	...			
"	...	"	640	...	2 0 0	...	...			
"	...	"	850	...	2 13 2	...	...			
"	...	"	700	...	2 3 10	...	...			
"	...	"	960	...	3 0 0	...	...			
"	...	"	640	...	2 0 0	...	...			
"	...	"	640	...	2 0 0	...	...			
"	...	"	700	...	2 3 10	...	...			
"	...	"	960	...	3 0 0	...	...			
"	...	"	750	...	2 7 0	...	...			
J. T. Lane	...	"	640	...	2 0 0	...	...			
"	...	"	640	...	2 0 0	...	...			
"	...	"	640	...	2 0 0	...	...			
Wm. Parker	...	"	960	...	3 0 0	...	...			
T. G. Webb	...	"	640	...	2 0 0	...	...			
"	...	"	640	...	2 0 0	...	...			
"	...	"	640	...	2 0 0	...	...			
"	...	"	640	...	2 0 0	...	...			
Thos. Kite	...	"	1,200	...	3 15 0	...	...			
"	...	"	1,140	...	3 11 2	...	...			
"	...	"	720	...	2 5 2	...	...			
"	...	"	720	...	2 5 2	...	...			
"	...	"	720	...	2 5 2	...	...			
"	...	"	640	...	2 0 0	...	...			
"	...	"	720	...	2 5 2	...	...			
"	...	"	1,120	...	3 10 2	...	...			
"	...	"	1,120	...	3 10 2	...	...			
M. Carty	...	"	960	...	3 0 0	...	...			
Mary Pulley	...	"	960	...	3 0 0	...	...			
R. Trudgett	...	"	1,050	...	3 5 8	...	...			
"	...	"	640	...	2 0 0	...	...			
Owen Smith	...	"	850	...	2 13 3	...	...			
"	...	"	1,000	...	3 2 6	...	...			
T. G. Webb	...	"	640	...	2 0 0	...	...			
"	...	"	640	...	2 0 0	...	...			
"	...	"	1,060	...	3 6 4	...	...			
Wm. Pincombe	...	"	1,280	...	4 0 0	...	...			
Chas. Icely	...	"	640	...	2 0 0	...	...			
Saml. Irwin	...	"	1,920	...	6 0 0	...	...			
H. L. M'Kinnon	...	"	640	...	2 0 0	...	...			
Jno. Cahill	...	"	230	...	1 0 0	...	...			
Jas. Draper	...	"	300	...	1 0 0	...	...			
J. Finch	...	"	270	...	1 0 0	...	...			
Chas. Icely	...	"	450	...	1 8 2	...	...			
Jno. Jones	...	"	84	...	1 0 0	...	...			
Jno. Miller	...	"	246	...	1 0 0	...	...			
R. Trudgett	...	"	228	...	1 0 0	...	...			
Chas. Icely	...	"	320	...	1 0 0	...	...			
Dnl. Murphy	...	"	240	...	1 0 0	...	...			
Jas. Chaby	...	"	360	...	1 2 6	...	...			
C. Hetherington	...	"	195	...	1 0 0	...	...			
"	...	"	161	...	1 0 0	...	...			
Jno. Miller	...	"	120	...	1 0 0	...	...			
"	...	"	150	...	1 0 0	...	...			
"	...	"	120	...	1 0 0	...	...			
E. Rowe	...	"	150	...	1 0 0	...	...			
F. Freweeke	...	"	296	...	1 0 0	...	...			
Jno. Devane	...	"	300	...	1 0 0	...	...			
Geo. Neville	...	"	300	...	1 0 0	...	...			
Jn. H. Glasson	...	"	240	...	1 0 0	...	...			
Jno. T. Lane	...	"	560	...	1 15 0	...	...			
Geo. Slater	...	"	182	...	1 0 0	...	...			
Ewd. Wallace	...	"	240	...	1 0 0	...	...			
Geo. Grenfell	...	"	150	...	1 0 0	...	...			
Chris. Hetherington	...	"	272	...	1 0 0	...	...			
Jno. Wallace	...	"	270		1 0 0	...	...			

Name of Lessee.	Name of Run.	Name of District.	Actual Area.	Estimated Carrying Capacity of Run.	Annual Rental. £ s. d.	Old Rental and Assessment.	Date of present Tenure.	Year of Expiration of present Lease.	Average Rental per Acre in each District.	General Abstract of particulars.
J. M. & F. Shiel	...	Picton	210	...	1 0 0	...	...	Annual.	1d. ¼ farthing.	
Jas. Hoad	...	Paterson	640	...	2 0 0	...	...			
Hry. Jarrett	...	,,	640	...	2 0 0	...	...			
J. G. & J. Dalglish	...	,,	640	...	2 0 0	...	...			
Abraham Nivison	...	,,	1,000	...	3 2 7	...	...			
,,	...	,,	640	...	2 0 0	...	...			
,,	...	,,	1,180	...	3 14 0	...	...			
E. W. Doyle	...	,,	640	...	2 0 0	...	...			
,,	...	,,	960	...	3 0 0	...	...			
,,	...	,,	720	...	2 5 0	...	...			
,,	...	,,	640	...	2 0 0	...	...			
,,	...	,,	640	...	2 0 0	...	...			
Jas. P. Webber	...	,,	640	...	2 0 0	...	...			
,,	...	,,	640	...	2 0 0	...	...			
,,	...	,,	1,200	...	3 15 0	...	...			
,,	...	,,	700	...	2 3 10	...	...			
Mrs. A. Holden	...	,,	796	...	2 10 0	...	...			
,,	...	,,	1,000	...	3 2 7	...	...			
,,	...	,,	556	...	1 14 9	...	...			
A. Holden	...	,,	960	...	3 0 0	...	...			
H. J. Lindeman	...	,,	640	...	2 0 0	...	...			
,,	...	,,	800	...	2 10 0	...	...			
,,	...	,,	1,150	...	3 12 0	...	...			
,,	...	,,	640	...	2 0 0	...	...			
,,	...	,,	640	...	2 0 0	...	...			
,,	...	,,	640	...	2 0 0	...	...			
,,	...	,,	640	...	2 0 0	...	...			
,,	...	,,	640	...	2 0 0	...	...			
,,	...	,,	640	...	2 0 0	...	...			
,,	...	,,	640	...	2 0 0	...	...			
Jas. M'Cormack	...	,,	640	...	2 0 0	...	...			
,,	...	,,	640	...	2 0 0	...	...			
,,	...	,,	640	...	2 0 0	...	...			
Alexr. Park	...	,,	1,080	...	3 7 8	...	...			
,,	...	,,	640	...	2 0 0	...	...			
,,	...	,,	640	...	2 0 0	...	...			
Logan & Dalglish	...	,,	640	...	2 0 0	...	...			
,,	...	,,	640	...	2 0 0	...	...			
,,	...	,,	640	...	2 0 0	...	...			
,,	...	,,	640	...	2 0 0	...	...			
,,	...	,,	640	...	2 0 0	...	...			
,,	...	,,	640	...	2 0 0	...	...			
,,	...	,,	640	...	2 0 0	...	...			
,,	...	,,	640	...	2 0 0	...	...			
,,	...	,,	960	...	3 0 0	...	...			
,,	...	,,	960	...	3 0 0	...	...			
,,	...	,,	640	...	2 0 0	...	...			
,,	...	,,	640	...	2 0 0	...	...			
,,	...	,,	640	...	2 0 0	...	...			
,,	...	,,	640	...	2 0 0	...	...			
Alexr. Park	...	,,	640	...	2 0 0	...	...			
Logan & Dalglish	...	,,	640	...	2 0 0	...	...			
,,	...	,,	640	...	2 0 0	...	...			
,,	...	,,	640	...	2 0 0	...	...			
,,	...	,,	640	...	2 0 0	...	...			
,,	...	,,	640	...	2 0 0	...	...			
,,	...	,,	640	...	2 0 0	...	...			
,,	...	,,	640	...	2 0 0	...	...			
,,	...	,,	640	...	2 0 0	...	...			
,,	...	,,	640	...	2 0 0	...	...			
,,	...	,,	640	...	2 0 0	...	...			
,,	...	,,	640	...	2 0 0	...	...			
,,	...	,,	640	...	2 0 0	...	...			
,,	...	,,	640	...	2 0 0	...	...			
,,	...	,,	640	...	2 0 0	...	...			
,,	...	,,	640	...	2 0 0	...	...			
,,	...	,,	640	...	2 0 0	...	...			
Jas. Reid	...	,,	640	...	2 0 0	...	...			
,,	...	,,	640	...	2 0 0	...	...			
,,	...	,,	640	...	2 0 0	...	...			
,,	...	,,	640	...	2 0 0	...	...			
,,	...	,,	640	...	2 0 0	...	...			
R. Studdert	...	,,	1,300	...	4 1 3	...	...			
Rev. T. Vidal	...	,,	640	...	2 0 0	...	...			
,,	...	,,	640	...	2 0 0	...	...			
,,	...	,,	640	...	2 6 0	...	...			
,,	...	,,	640	...	2 0 0	...	...			
,,	...	,,	640	...	2 0 0	...	...			
Jno. Hopson	...	,,	1,920	...	6 0 0	...	...			
Robt. Logan	...	,,	1,710	...	5 6 10	...	...			
J. M'Cormack	...	,,	640	...	2 0 0	...	...			
Hry. J. Lindeman	...	,,	1,280	...	4 0 0	...	...			
Jas. M'Kewne	...	,,	1,920	...	6 0 0	...	...			

Name of Lessee.	Name of Run.	Name of District.	Actual Area.	Estimated Carrying Capacity of Run.	Annual Rental. £ s. d.	Old Rental and Assessment.	Date of present Tenure.	Year of Expiration of present Lease.	Average Rental per Acre in each District.	General Abstract of particulars.
Mrs. Jas. Leake	...	Paterson	1,280	...	4 0 0	...	...	Annual.	3 farthings.	
J. V. Borham	...	,,	480	...	1 10 0	...	...			
L. G. Ernst	...	,,	120	...	1 0 0	...	...			
Owen Frawley	...	,,	150	...	1 0 0	...	...			
,,	...	,,	150	...	1 0 0	...	...			
J. H. Maguiness	...	,,	216	...	1 0 0	...	...			
,,	...	,,	255	...	1 0 0	...	...			
J. G. Morgan	...	,,	120	...	1 0 0	...	...			
H. Morgan	...	,,	150	...	1 0 0	...	...			
Jno. North	...	,,	333	...	1 1 3	...	...			
Wm. Simmons	...	,,	240	...	1 0 0	...	...			
W. G. Siveyer	...	,,	150	...	1 0 0	...	...			
Reuben Siveyer	...	,,	108	...	1 0 0	...	...			
H. Tranter	...	,,	120	...	1 0 0	...	...			
Ewd. Wilson	...	,,	168	...	1 0 0	...	...			
Wm. O'Neill	...	,,	120	...	1 0 0	...	...			
Rcd. Peckham	...	,,	120	...	1 0 0	...	...			
Geo. Ernst	...	,,	120	...	1 0 0	...	...			
Jno. Glynn	...	,,	120	...	1 0 0	...	...			
Stpn. Turner	...	,,	120	...	1 0 0	...	...			
Jas. Gillespie	...	,,	120	...	1 0 0	...	...			
Chas. E. Gillespie	...	,,	120	...	1 0 0	...	...			
Jno. Turner	...	,,	120	...	1 0 0	...	...			
Hry. Turner	...	,,	570	...	1 15 8	...	...			
Chas. Hopson	...	,,	540	...	1 13 10	...	..			
Wm. White	...	,,	180	...	1 0 0	...	...			
Ewd. Kealey	...	,,	600	...	1 17 6	...	...			
Saml. A. Craik	...	,,	450	...	1 8 2	...	...			
Alexr. G. Laurie	...	,,	300	...	1 0 0	...	...			
Jno. Alford	...	Patrick's Plains	1,060	...	3 6 4	...	...			
,,	...	,,	640	...	2 0 0	...	...			
Jas. Arthur	...	,,	640	...	2 0 0	...	...			
,,	...	,,	640	...	2 0 0	...	...			
,,	...	,,	640	...	2 0 0	...	...			
,,	...	,,	640	...	2 0 0	...	...			
,,	...	,,	640	...	2 0 0	...	...			
,,	...	,,	640	...	2 0 0	...	...			
,,	...	,,	640	...	2 0 0	...	...			
,,	...	,,	640	...	2 0 0	...	...			
,,	...	,,	640	...	2 0 0	...	...			
,,	...	,,	640	...	2 0 0	...	...			
,,	...	,,	640	...	2 0 0	...	...			
,,	...	,,	640	...	2 0 0	...	...			
Jno. Boyce	...	,,	640	...	2 0 0	...	...			
,,	...	,,	640	...	2 0 0	...	...			
,,	...	,,	640	...	2 0 0	...	...			
,,	...	,,	1,080	...	3 7 6	...	...			
Buckland, Bidge, and Palgrave	...	,,	640	...	2 0 0	...	...			
,,	...	,,	640	...	2 0 0	...	...			
,,	...	,,	640	...	2 0 0	...	...			
,,	...	,,	640	...	2 0 0	...	...			
,,	...	,,	640	...	2 0 0	...	...			
,,	...	,,	640	...	2 0 0	...	...			
,,	...	,,	640	...	2 0 0	...	...			
,,	...	,,	640	...	2 0 0	...	...			
,,	...	,,	640	...	2 0 0	...	...			
,,	...	,,	960	...	3 0 0	...	...			
,,	...	,,	960	...	3 0 0	...	...			
,,	...	,,	960	...	3 0 0	...	...			
,,	...	,,	640	...	2 0 0	...	...			
,,	...	,,	640	...	2 0 0	...	...			
,,	...	,,	1,180	...	3 14 0	...	...			
,,	...	,,	670	...	2 2 0	...	...			
,,	...	,,	1,160	...	3 12 8	...	...			
Regld. Blaxland	...	,,	640	...	2 0 0	...	...			
,,	...	,,	640	...	2 0 0	...	...			
,,	...	,,	640	...	2 0 0	...	...			
Ewd. Drake	...	,,	960	...	3 0 0	...	...			
Robt. Lethbridge	...	,,	640	...	2 0 0	...	...			
,,	...	,,	640	...	2 0 0	...	...			
,,	...	,,	640	...	2 0 0	...	...			
,,	...	,,	640	...	2 0 0	...	...			
Jno. Lethbridge	...	,,	640	...	2 0 0	...	...			
,,	...	,,	640	...	2 0 0	...	...			
Lethbridge Bros.	...	,,	640	...	2 0 0	...	...			
,,	...	,,	640	...	2 0 0	...	...			
,,	...	,,	640	...	2 0 0	...	...			
,,	...	,,	640	...	2 0 0	...	...			
,,	...	,,	640	...	2 0 0	...	...			
,,	...	,,	640	...	2 0 0	...	...			
,,	...	,,	640	...	2 0 0	...	...			
,,	...	,,	640	...	2 0 0	...	...			
,,	...	,,	640	...	2 0 0	...	...			
Wm. Russell	...	,,	640	...	2 0 0	...	...			

Name of Lessee.	Name of Run.	Name of District.	Actual Area.	Estimated Carrying Capacity of Run.	Annual Rental. £ s. d.	Old Rental and Assessment.	Date of present Tenure.	Year of Expiration of present Lease.	Average Rental per Acre in each District.	General Abstract of particulars.
Wm. Russell	...	Patrick's Plains...	640	...	2 0 0	...	...	Annual.	3 farthings.	
"	...	"	640	...	2 0 0	...	...			
"	...	"	640	...	2 0 0	...	...			
"	...	"	640	...	2 0 0	...	...			
"	...	"	640	...	2 0 0	...	...			
"	...	"	640	...	2 0 0	...	...			
"	...	"	640	...	2 0 0	...	...			
"	...	"	1,180	...	3 14 0	...	...			
"	...	"	640	...	2 0

Name of Lessee.	Name of Run.	Name of District.	Actual Area.	Estimated Carrying Capacity of Run.	Annual Rental. £ s. d.	Old Rental and Assessment.	Date of present Tenure.	Year of Expiration of present Lease.	Average Rental per Acre in each District.	General Abstract of particulars.
Wm. Russell	...	Patrick's Plains...	640	...	2 0 0	...	...	Annual.	3 farthings.	
,,	...	,,	640	...	2 0 0	...	...			
,,	...	,,	640	...	2 0 0	...	...			
,,	...	,,	640	...	2 0 0	...	...			
,,	...	,,	640	...	2 0 0	...	...			
,,	...	,,	640	...	2 0 0	...	...			
,,	...	,,	640	...	2 0 0	...	...			
,,	...	,,	640	...	2 0 0	...	...			
,,	...	,,	640	...	2 0 0	...	...			
,,	...	,,	640	...	2 0 0	...	...			
,,	...	,,	640	...	2 0 0	...	...			
,,	...	,,	640	...	2 0 0	...	...			
,,	...	,,	640	...	2 0 0	...	...			
,,	...	,,	640	...	2 0 0	...	...			
,,	...	,,	640	...	2 0 0	...	...			
,,	...	,,	640	...	2 0 0	...	...			
,,	...	,,	640	...	2 0 0	...	...			
,,	...	,,	640	...	2 0 0	...	...			
,,	...	,,	640	...	2 0 0	...	...			
,,	...	,,	640	...	2 0 0	...	...			
Jas. White	...	,,	640	...	2 0 0	...	...			
,,	...	,,	640	...	2 0 0	...	...			
,,	...	,,	640	...	2 0 0	...	...			
,,	...	,,	640	...	2 0 0	...	...			
,,	...	,,	640	...	2 0 0	...	...			
Geo. Brooker	...	,,	640	...	2 0 0	...	...			
,,	...	,,	640	...	2 0 0	...	...			
,,	...	,,	640	...	2 0 0	...	...			
,,	...	,,	640	...	2 0 0	...	...			
,,	...	,,	640	...	2 0 0	...	...			
,,	...	,,	640	...	2 0 0	...	...			
,,	...	,,	960	...	3 0 0	...	...			
,,	...	,,	960	...	3 0 0	...	...			
,,	...	,,	640	...	2 0 0	...	...			
Hry. Rourke	...	,,	640	...	2 0 0	...	...			
,,	...	,,	700	...	2 3 9	...	...			
,,	...	,,	750	...	2 6 11	...	...			
Geo. Brooker	...	,,	640	...	2 0 0	...	...			
,,	...	,,	640	...	2 0 0	...	...			
,,	...	,,	640	...	2 0 0	...	...			
,,	...	,,	640	...	2 0 0	...	...			
,,	...	,,	640	...	2 0 0	...	...			
,,	...	,,	640	...	2 0 0	...	...			
,,	...	,,	640	...	2 0 0	...	...			
,,	...	,,	640	...	2 0 0	...	...			
,,	...	,,	640	...	2 0 0	...	...			
,,	...	,,	640	...	2 0 0	...	...			
,,	...	,,	640	...	2 0 0	...	...			
Alexr. Bowman	...	,,	1,180	...	3 14 0	...	...			
,,	...	,,	640	...	2 0 0	...	...			
,,	...	,,	640	...	2 0 0	...	...			
,,	...	,,	750	...	2 6 10	...	...			
Jno. E. Noble	...	,,	660	...	2 1 4	...	...			
Andw. Loder	...	,,	960	...	3 0 0	...	...			
Lethbridge Bros.	...	,,	750	...	2 6 10	...	...			
,,	...	,,	1,050	...	3 5 8	...	...			
,,	...	,,	500	...	1 11 3	...	...			
,,	...	,,	480	...	1 10 0	...	...			
Wm. Nowland	...	,,	640	...	2 0 0	...	...			
Thos. Balls	...	,,	420	...	1 6 3	...	...			
,,	...	,,	120	...	1 0 0	...	...			
Jno. Grainger	...	,,	300	...	1 0 0	...	...			
Frcs. M'Manus	...	,,	120	...	1 0 0	...	...			
Jno. E. Noble	...	,,	300	...	1 0 0	...	...			
Simon Richards, jun.	...	,,	384	...	1 4 0	...	...			
Jno. Hagan	...	,,	120	...	1 0 0	...	...			
Thos. Hassall, jun.	...	,,	120	...	1 0 0	...	...			
Jas. Suttor	...	,,	240	...	1 0 0	...	...			
Ptk. Reynolds	...	,,	120	...	1 0 0	...	...			
,,	...	,,	120	...	1 0 0	...	...			
Ewd. Hayward	...	,,	120	...	1 0 0	...	...			
J. H. Hagan	...	,,	120	...	1 0 0	...	...			
Jno. Wilkinson	...	,,	240	...	1 0 0	...	...			
Jph. Strumey	...	,,	150	...	1 0 0	...	...			
Summers Robinson	...	,,	300	...	1 0 0	...	...			
Jas. E. Davys	...	,,	120	...	1 0 0	...	...			
Ptk. H. Walsh	...	,,	339	...	1 1 3	...	...			
Wm. & Eliza Russell	...	,,	120	...	1 0 0	...	...			
,,	...	,,	300	...	1 0 0	...	...			
Frcs. White	...	,,	240	...	1 0 0	...	...			
,,	...	,,	375	...	1 3 5	...	...			
Thos. Nettle	...	,,	120	...	1 0 0	...	...			

Name of Lessee.	Name of Run.	Name of District.	Actual Area.	Estimated Carrying Capacity of Run.	Annual Rental. £ s. d.	Old Rental and Assessment.	Date of present Tenure.	Year of Expiration of present Lease.	Average Rental per Acre in each District.	General Abstract of particulars.
Thos. Peek	...	Patrick's Plains	240	...	1 0 0	...	...			
R. Blaxland	...	"	640	...	2 0 0	...	...			
Chas. Parnell	...	"	4,310	...	13 19 5	...	...			
Jacob Ritter	...	"	690	...	2 3 2	...	...			
Geo. Loder	...	"	1,890	...	5 18 2	...	...			
Thos. Dinan	...	"	2,560	...	8 0 0	...	...			
Jno. Moore	...	"	1,104	...	3 9 0	...	...			
Jno. Alford	...	"	640	...	2 0 0	...	...			
J. M'Cormack	...	"	640	...	2 0 0	...	...			
D. S. Mitchell	...	"	4,000	...	12 10 2	...	...			
Jno. Campbell	...	"	640	...	2 0 0	...	...			
Thos. Burns	...	"	640	...	2 0 0	...	...			
Ptk. Reynolds, junr.	...	"	120	...	1 0 0	...	...			
Hry. Moore	...	"	540	...	1 13 9	...	...			
Ptk. Sattler	...	"	600	...	1 17 6	...	...			
Dvd. Brasi	...	"	390	...	1 4 6	...	...			
J. Hassall	...	"	300	...	1 0 0	...	...			
C. Wall	...	"	120	...	1 0 0	...	...			
G. R. Campbell	...	"	240	...	1 0 0	...	...			
Hry. Murray	...	"	240	...	1 0 0	...	...			
Mcl. Cunneen	...	"	300	...	1 0 0	...	...			
M'Donld. Clark	...	"	450	...	1 8 2	...	...			
R. White	...	"	340	...	1 1 4	...	...			
S. E. Atkinson	...	"	390	...	1 4 6	...	...			
Jno. Cobcroft	...	"	50	...	1 0 0	...	...			
Frd. Williams	...	"	600	...	1 17 6	...	...			
Mcl. Casey	...	"	240	...	1 0 0	...	...			
E. W. Doyle	...	"	240	...	1 0 0	...	...			
Jno. A. Bower	...	"	600	...	1 17 6	...	...			
Alexr. Gardiner	...	"	320	...	1 0 0	...	...			
F. Williams	...	"	240	...	1 0 0	...	...			
Geo. Clendenning, junr.	...	"	420	...	1 6 3	...	...			
"	...	"	120	...	1 0 0	...	...			
Jno. Taggart	...	"	120	...	1 0 0	...	...			
Frcs. Parmeter	...	"	360	...	1 2 6	...	...			
Kenneth M'Kenzie	...	Port Macquarie	640	...	2 0 0	...	...			
Jas. G. Lyons	...	"	640	...	2 0 0	...	...			
"	...	"	640	...	2 0 0	...	...			
"	...	"	640	...	2 0 0	...	...			
"	...	"	850	...	2 13 2	...	...			
"	...	"	750	...	2 6 10	...	...			
"	...	"	960	...	3 0 0	...	...			
Thos. Warlters	...	"	900	...	2 16 4	...	...			
Chas. M'Donnell	...	"	3,840	...	12 0 0	...	...			
Frcs. Monaghan	...	"	120	...	1 0 0	...	...			
Johanna Lakey	...	"	150	...	1 0 0	...	...			
R. Jackson	...	"	240	...	1 0 0	...	...			
Jph. Yeldham	...	"	252	...	1 0 0	...	...			
Jane Warlters	...	"	600	...	1 17 6	...	...			
Jno. Wallis, junr.	...	"	240	...	1 0 0	...	...			
Jsph. Laurie	...	Port Stephens	750	...	2 7 0	...	...			
"	...	"	1,170	...	3 13 4	...	...			
Jno. Higgins, senr.	...	"	960	...	3 0 0	...	...			
Geo. Worth	...	"	240	...	1 0 0	...	...			
Thos. Marshall	...	"	150	...	1 0 0	...	...			
Frcs. Keefe	...	Penrith	320	...	1 0 0	...	...			
Geoffrey Eagar	...	"	40	...	1 0 0	...	...			
"	...	"	40	...	1 0 0	...	...			
"	...	"	40	...	1 0 0	...	...			
Mrtn. Byrne	...	Queanbeyan	812	...	2 10 8	...	...			
"	...	"	1,000	...	3 2 8	...	...			
"	...	"	640	...	2 0 0	...	...			
"	...	"	640	...	2 0 0	...	...			
"	...	"	720	...	2 5 0	...	...			
"	...	"	920	...	2 17 6	...	...			
Wm. Blewith	...	"	900	...	2 16 3	...	...			
Geo. Campbell	...	"	640	...	2 0 0	...	...			
"	...	"	640	...	2 0 0	...	...			
"	...	"	750	...	2 7 0	...	...			
"	...	"	750	...	2 7 0	...	...			
"	...	"	640	...	2 0 0	...	...			
"	...	"	640	...	2 0 0	...	...			
"	...	"	800	...	2 10 0	...	...			
"	...	"	950	...	2 19 8	...	...			
"	...	"	750	...	2 7 0	...	...			
"	...	"	700	...	2 4 0	...	...			
"	...	"	640	...	2 0 0	...	...			
"	...	"	640	...	2 0 0	...	...			
"	...	"	640	...	2 0 0	...	...			
"	...	"	640	...	2 0 0	...	...			
"	...	"	640	...	2 0 0	...	...			
"	...	"	640	...	2 0 0	...	...			
"	...	"	800	...	2 10 0	...	...			

Annual.

3 farthings. 2½ farthings. 3 farthings.

Name of Lessee.	Name of Run.	Name of District.	Actual Area.	Estimated Carrying Capacity of Run.	Annual Rental. £ s. d.	Old Rental and Assessment.	Date of present Tenure.	Year of Expiration of present Lease.	Average Rental per Acre in each District.	General Abstract of particulars.
Geo. Campbell	...	Queanbeyan	640	...	2 0 0	...	...			
"	...	"	640	...	2 0 0	...	...			
"	...	"	640	...	2 0 0	...	...			
"	...	"	640	...	2 0 0	...	...			
"	...	"	640	...	2 0 0	...	...			
"	...	"	640	...	2 0 0	...	...			
"	...	"	640	...	2 0 0	...	...			
"	...	"	640	...	2 0 0	...	...			
"	...	"	640	...	2 0 0	...	...			
"	...	"	1,050	...	3 5 8	...	...			
"	...	"	640	...	2 0 0	...	...			
"	...	"	640	...	2 0 0	...	...			
"	...	"	640	...	2 0 0	...	...			
"	...	"	640	...	2 0 0	...	...			
"	...	"	640	...	2 0 0	...	...			
"	...	"	640	...	2 0 0	...	...			
"	...	"	640	...	2 0 0	...	...			
"	...	"	1,050	...	3 5 8	...	...			
"	...	"	800	...	2 10 0	...	...			
"	...	"	640	...	2 0 0	...	...			
"	...	"	640	...	2 0 0	...	...			
"	...	"	640	...	2 0 0	...	...			
"	...	"	640	...	2 0 0	...	...			
"	...	"	800	...	2 10 0	...	...			
Frcs. Cooper	...	"	640	...	2 0 0	...	...			
"	...	"	750	...	2 7 0	...	...			
"	...	"	640	...	2 0 0	...	...			
"	...	"	640	...	2 0 0	...	...			
"	...	"	640	...	2 0 0	...	...			
"	...	"	640	...	2 0 0	...	...			
"	...	"	640	...	2 0 0	...	...			
"	...	"	640	...	2 0 0	...	...			
"	...	"	1,150	...	3 12 0	...	...			
"	...	"	640	...	2 0 0	...	...			
"	...	"	640	...	2 0 0	...	...			
"	...	"	1,290	...	4 0 8	...	...			
"	...	"	640	...	2 0 0	...	...			
"	...	"	640	...	2 0 0	...	...			
"	...	"	640	...	2 0 0	...	...			
"	...	"	640	...	2 0 0	...	...			
"	...	"	640	...	2 0 0	...	...			
"	...	"	900	...	2 16 4	...	...			
Andw. Cunningham	...	"	640	...	2 0 0	...	...			
"	...	"	640	...	2 0 0	...	...			
"	...	"	640	...	2 0 0	...	...			
"	...	"	640	...	2 0 0	...	...			
"	...	"	640	...	2 0 0	...	...			
"	...	"	640	...	2 0 0	...	...			
"	...	"	640	...	2 0 0	...	...			
"	...	"	640	...	2 0 0	...	...			
"	...	"	640	...	2 0 0	...	...			
"	...	"	640	...	2 0 0	...	...			
"	...	"	1,000	...	3 2 8	...	...			
"	...	"	640	...	2 0 0	...	...			
"	...	"	1,200	...	3 15 0	...	...			
"	...	"	960	...	3 0 0	...	...			
"	...	"	640	...	2 0 0	...	...			
"	...	"	700	...	2 4 0	...	...			
"	...	"	700	...	2 4 0	...	...			
"	...	"	640	...	2 0 0	...	...			
Wm. Davis	...	"	860	...	2 14 0	...	...			
"	...	"	640	...	2 0 0	...	...			
"	...	"	640	...	2 0 0	...	...			
"	...	"	640	...	2 0 0	...	...			
Thos. Dwyer	...	"	640	...	2 0 0	...	...			
"	...	"	640	...	2 0 0	...	...			
"	...	"	640	...	2 0 0	...	...			
"	...	"	640	...	2 0 0	...	...			
"	...	"	640	...	2 0 0	...	...			
"	...	"	640	...	2 0 0	...	...			
"	...	"	680	...	2 2 6	...	...			
"	...	"	640	...	2 0 0	...	...			
Patk. Donnelly	...	"	640	...	2 0 0	...	...			
"	...	"	960	...	3 0 0	...	...			
"	...	"	960	...	3 0 0	...	...			
"	...	"	640	...	2 0 0	...	...			
"	...	"	700	...	2 3 9	...	...			
"	...	"	640	...	2 0 0	...	...			
"	...	"	640	...	2 0 0	...	...			
Jno. Feagan	...	"	640	...	2 0 0	...	...			
"	...	"	640	...	2 0 0	...	...			
"	...	"	800	...	2 10 0	...	...			
"	...	"	800	...	2 10 0	...	...			
"	...	"	700	...	2 3 9	...	...			
"	...	"	640	...	2 0 0	...	...			

Annual.

3 farthings.

Name of Lessee.	Name of Run.	Name of District.	Actual Area.	Estimated Carrying Capacity of Run.	Annual Rental. £ s. d.	Old Rental and Assessment.	Date of present Tenure.	Year of Expiration of present Lease.	Average Rental per Acre in each District.	General Abstract of particulars.
Chas. Campbell	...	Queanbeyan	880	...	2 15 0	...	...			
"	...	"	900	...	2 16 4	...	...			
"	...	"	640	...	2 0 0	...	...			
Augtus. Gibbs	...	"	800	...	2 10 0	...	...			
"	...	"	640	...	2 0 0	...	...			
"	...	"	640	...	2 0 0	...	...			
"	...	"	640	...	2 0 0	...	...			
Jno. Gibbs	...	"	840	...	2 12 6	...	...			
Hry. Hall	...	"	640	...	2 0 0	...	...			
"	...	"	750	...	2 7 0	...	...			
Dvd. Johnston	...	"	640	...	2 0 0	...	...			
"	...	"	640	...	2 0 0	...	...			
"	...	"	640	...	2 0 0	...	...			
"	...	"	640	...	2 0 0	...	...			
"	...	"	640	...	2 0 0	...	...			
"	...	"	640	...	2 0 0	...	...			
"	...	"	640	...	2 0 0	...	...			
"	...	"	640	...	2 0 0	...	...			
"	...	"	640	...	2 0 0	...	...			
Wm. Moore	...	"	900	...	2 16 4	...	...			
"	...	"	1,020	...	3 3 9	...	...			
Jas. Chisholm	...	"	1,100	...	3 9 4	...	...			
"	...	"	1,160	...	3 12 8	...	...			
"	...	"	640	...	2 0 0	...	...			
"	...	"	970	...	3 0 8	...	...			
"	...	"	970	...	3 0 8	...	...			
"	...	"	960	...	3 0 0	...	...			
Jas. M'Carthy, junr.	...	"	940	...	2 19 0	...	...			
Archd. M'Donold	...	"	720	...	2 5 0	...	...			
"	...	"	720	...	2 5 0	...	...			
P. C. Palmer	...	"	640	...	2 0 0	...	...			
"	...	"	640	...	2 0 0	...	...			
"	...	"	700	...	2 3 9	...	...			
Thos. Rutledge	...	"	1,000	...	3 2 8	...	...			
"	...	"	1,000	...	3 2 8	...	...			
"	...	"	640	...	2 0 0	...	...			
"	...	"	640	...	2 0 0	...	...			
"	...	"	640	...	2 0 0	...	...			
"	...	"	640	...	2 0 0	...	...			
"	...	"	640	...	2 0 0	...	...			
"	...	"	1,200	...	3 15 0	...	...			
"	...	"	700	...	2 3 9	...	...			
"	...	"	640	...	2 0 0	...	...			
"	...	"	640	...	2 0 0	...	...			
"	...	"	750	...	2 6 11	...	...			
"	...	"	1,150	...	3 12 1	...	...			
"	...	"	1,000	...	3 2 8	...	...			
"	...	"	1,000	...	3 2 8	...	...			
"	...	"	1,275	...	3 19 9	...	...			
"	...	"	960	...	3 0 0	...	...			
"	...	"	960	...	3 0 0	...	...			
"	...	"	1,240	...	3 17 6	...	...			
"	...	"	640	...	2 0 0	...	...			
"	...	"	640	...	2 0 0	...	...			
"	...	"	640	...	2 0 0	...	...			
"	...	"	640	...	2 0 0	...	...			
"	...	"	640	...	2 0 0	...	...			
"	...	"	640	...	2 0 0	...	...			
"	...	"	640	...	2 0 0	...	...			
"	...	"	640	...	2 0 0	...	...			
"	...	"	640	...	2 0 0	...	...			
"	...	"	640	...	2 0 0	...	...			
Ryrie Bros.	...	"	960	...	3 0 0	...	...			
"	...	"	800	...	2 10 0	...	...			
"	...	"	900	...	2 16 4	...	...			
"	...	"	640	...	2 0 0	...	...			
"	...	"	640	...	2 0 0	...	...			
"	...	"	700	...	2 3 9	...	...			
D. Shanahan	...	"	1,070	...	3 6 11	...	...			
Thos. Shanahan	...	"	1,000	...	3 2 8	...	...			
"	...	"	640	...	2 0 0	...	...			
"	...	"	640	...	2 0 0	...	...			
"	...	"	640	...	2 0 0	...	...			
"	...	"	640	...	2 0 0	...	...			
"	...	"	790	...	2 9 8	...	...			
"	...	"	640	...	2 0 0	...	...			
"	...	"	640	...	2 0 0	...	...			
"	...	"	960	...	3 0 0	...	...			
Jph. Sutton	...	"	640	...	2 0 0	...	...			
"	...	"	850	...	2 13 2	...	...			
J. J. Wright	...	"	640	...	2 0 0	...	...			
Jas. & W. M'Carthy	...	"	640	...	2 0 0	...	...			
"	...	"	660	...	2 1 4	...	...			
"	...	"	800	...	2 10 0	...	...			

Annual.

3 farthings.

Name of Lessee.	Name of Run.	Name of District.	Actual Area.	Estimated Carrying Capacity of Run.	Annual Rental. £ s. d.	Old Rental and Assessment.	Date of present Tenure.	Year of Expiration of present Lease.	Average Rental per Acre in each District.	General Abstract of particulars.
Jas. & W. M'Carthy	...	Queanbeyan	750	...	2 6 10	...	...	Annual.	3 farthings.	
,,	...	,,	640	...	2 0 0	...	...			
,,	...	,,	770	...	2 8 2	...	...			
,,	...	,,	640	...	2 0 0	...	...			
,,	...	,,	640	...	2 0 0	...	...			
,,	...	,,	640	...	2 0 0	...	...			
,,	...	,,	640	...	2 0 0	...	...			
P. H. Osborne	...	,,	640	...	2 0 0	...	...			
,,	...	,,	640	...	2 0 0	...	...			
,,	...	,,	960	...	3 0 0	...	...			
,,	...	,,	900	...	2 16 4	...	...			
,,	...	,,	640	...	2 0 0	...	...			
,,	...	,,	640	...	2 0 0	...	...			
,,	...	,,	640	...	2 0 0	...	...			
,,	...	,,	640	...	2 0 0	...	...			
,,	...	,,	640	...	2 0 0	...	...			
,,	...	,,	640	...	2 0 0	...	...			
,,	...	,,	640	...	2 0 0	...	...			
,,	...	,,	640	...	2 0 0	...	...			
,,	...	,,	640	...	2 0 0	...	...			
,,	...	,,	640	...	2 0 0	...	...			
,,	...	,,	640	...	2 0 0	...	...			
,,	...	,,	640	...	2 0 0	...	...			
,,	...	,,	640	...	2 0 0	...	...			
,,	...	,,	640	...	2 0 0	...	...			
,,	...	,,	640	...	2 0 0	...	...			
,,	...	,,	640	...	2 0 0	...	...			
,,	...	,,	640	...	2 0 0	...	...			
,,	...	,,	640	...	2 0 0	...	...			
,,	...	,,	640	...	2 0 0	...	...			
,,	...	,,	640	...	2 0 0	...	...			
,,	...	,,	640	...	2 0 0	...	...			
,,	...	,,	640	...	2 0 0	...	...			
,,	...	,,	640	...	2 0 0	...	...			
,,	...	,,	640	...	2 0 0	...	...			
Andw. Cunningham	...	,,	640	...	2 0 0	...	...			
,,	...	,,	640	...	2 0 0	...	...			
,,	...	,,	640	...	2 0 0	...	...			
,,	...	,,	640	...	2 0 0	...	...			
,,	...	,,	640	...	2 0 0	...	...			
,,	...	,,	1,000	...	3 2 6	...	...			
,,	...	,,	800	...	2 10 0	...	...			
,,	...	,,	640	...	2 0 0	...	...			
,,	...	,,	700	...	2 3 9	...	...			
,,	...	,,	640	...	2 0 0	...	...			
,,	...	,,	640	...	2 0 0	...	...			
,,	...	,,	640	...	2 0 0	...	...			
,,	...	,,	640	...	2 0 0	...	...			
,,	...	,,	700	...	2 3 9	...	...			
,,	...	,,	640	...	2 0 0	...	...			
Geo. Osborne	...	,,	650	...	2 0 8	...	...			
,,	...	,,	650	...	2 0 8	...	...			
,,	...	,,	780	...	2 5 8	...	...			
,,	...	,,	890	...	2 15 8	...	...			
,,	...	,,	640	...	2 0 0	...	...			
,,	...	,,	640	...	2 0 0	...	...			
,,	...	,,	640	...	2 0 0	...	...			
,,	...	,,	640	...	2 0 0	...	...			
,,	...	,,	640	...	2 0 0	...	...			
,,	...	,,	640	...	2 0 0	...	...			
,,	...	,,	640	...	2 0 0	...	...			
,,	...	,,	1,030	...	3 4 8	...	...			
,,	...	,,	1,190	...	3 14 8	...	...			
,,	...	,,	1,270	...	3 19 8	...	...			
,,	...	,,	1,270	...	3 19 8	...	...			
,,	...	,,	640	...	2 0 0	...	...			
,,	...	,,	640	...	2 0 0	...	...			
,,	...	,,	640	...	2 0 0	...	...			
,,	...	,,	640	...	2 0 0	...	...			
,,	...	,,	917	...	2 17 8	...	...			
,,	...	,,	640	...	2 0 0	...	...			
,,	...	,,	640	...	2 0 0	...	...			
,,	...	,,	1,000	...	3 2 8	...	...			
,,	...	,,	1,000	...	3 2 8	...	...			
,,	...	,,	820	...	2 4 4	...	...			
,,	...	,,	640	...	2 0 0	...	...			
,,	...	,,	640	...	2 0 0	...	...			
,,	...	,,	1,100	...	3 9 0	...	...			
,,	...	,,	1,100	...	3 9 0	...	...			
,,	...	,,	640	...	2 0 0	...	...			
,,	...	,,	640	...	2 0 0	...	...			
,,	...	,,	640	...	2 0 0	...	...			
A. O. M. Gibbes	...	,,	870	...	2 14 4	...	...			

Name of Lessee.	Name of Run.	Name of District.	Actual Area.	Estimated Carrying Capacity of Run.	Annual Rental. £ s. d.	Old Rental and Assessment.	Date of present Tenure.	Year of Expiration of present Lease.	Average Rental per Acre in each District.	General Abstract of particulars.
A. O. M. Gibbes	...	Queanbeyan	1,080	...	3 7 6	...	...			
"	...	"	1,080	...	3 7 6	...	...			
"	...	"	1,200	...	3 15 0	...	...			
"	...	"	1,000	...	3 2 6	...	...			
"	...	"	640	...	2 0 0	...	...			
"	...	"	640	...	2 0 0	...	...			
"	...	"	640	...	2 0 0	...	...			
"	...	"	640	...	2 0 0	...	...			
"	...	"	640	...	2 0 0	...	...			
"	...	"	640	...	2 0 0	...	...			
"	...	"	800	...	2 10 0	...	...			
"	...	"	960	...	3 0 0	...	...			
"	...	"	750	...	2 6 10	...	...			
"	...	"	640	...	2 0 0	...	...			
"	...	"	960	...	3 0 0	...	...			
"	...	"	640	...	2 0 0	...	...			
"	...	"	640	...	2 0 0	...	...			
"	...	"	1,040	...	3 5 0	...	...			
J. & A. Badgery	...	"	640	...	2 0 0	...	...			
"	...	"	640	...	2 0 0	...	...			
Geo. Gillespie	...	"	3,200	...	10 0 0	...	...			
Jno. Gillespie	...	"	960	...	3 0 0	...	...			
Jno. M'Namara	...	"	1,746	...	5 8 4	...	...			
Ellen M'Namara	...	"	4,120	...	12 17 6	...	...			
J. J. Wright	...	"	765	...	2 7 10	...	...			
Wm. Davis	...	"	1,450	...	4 10 8	...	...			
Leopld. De Salis	...	"	1,900	...	5 18 10	...	...			
Anthy. Rolfe	...	"	6,516	...	20 7 4	...	...			
Hry. Hall	...	"	660	...	2 1 4	...	...			
Thos. Rutledge	...	"	640	...	2 0 0	...	...			
"	...	"	14,780	...	46 3 10	...	...			
Jno. Donnelly	...	"	2,870	...	8 19 6	...	...			
Jno. Gibbs	...	"	4,520	...	14 2 8	...	...			
Geo. Scott	...	"	2,040	...	6 7 8	...	...			
Andw. Cunningham	...	"	1,920	...	6 0 0	...	...			
Augtus. Gibbs	...	"	2,250	...	7 0 8	...	...			
Philip Williams	...	"	2,140	...	6 13 10	...	...			
Jno. Ryan	...	"	720	...	2 5 0	...	...			
T. & J. Roche	...	"	960	...	3 0 0	...	...			
Mark Dyball	...	"	960	...	3 0 0	...	...			
Wm. Ivery	...	"	960	...	3 0 0	...	...			
Wm. Anderson	...	"	640	...	2 0 0	...	...			
Ptk. Cavanagh	...	"	240	...	1 0 0	...	...			
"	...	"	300	...	1 0 0	...	...			
"	...	"	300	...	1 0 0	...	...			
M. Commins	...	"	120	...	1 0 0	...	...			
"	...	"	300	...	1 0 0	...	...			
Lawrnce. Cunningham	...	"	360	...	1 2 6	...	...			
Theresa Hanagan	...	"	300	...	1 0 0	...	...			
Jas. Gibbs	...	"	120	...	1 0 0	...	...			
"	...	"	300	...	1 0 0	...	...			
Edwd. Gibbs	...	"	360	...	1 2 6	...	...			
Ptk. Kelly	...	"	300	...	1 0 0	...	...			
"	...	"	305	...	1 0 0	...	...			
"	...	"	300	...	1 0 0	...	...			
Jas. Lawler	...	"	120	...	1 0 0	...	...	Annual.	3 farthings.	
"	...	"	240	...	1 0 0	...	...			
Richd. Moore	...	"	217	...	1 0 0	...	...			
Archd. M'Donald	...	"	120	...	1 0 0	...	...			
"	...	"	120	...	1 0 0	...	...			
Jas. M'Intosh	...	"	606	...	1 17 6	...	...			
"	...	"	378	...	1 9 11	...	...			
P. Naylor	...	"	312	...	1 0 0	...	...			
M. Pike	...	"	600	...	1 17 6	...	...			
Ptk. Reddon	...	"	600	...	1 17 6	...	...			
F. Ross	...	"	151	...	1 0 0	...	...			
"	...	"	150	...	1 0 0	...	...			
"	...	"	180	...	1 0 0	...	...			
Chas. Ross	...	"	180	...	1 0 0	...	...			
Wm. Stinson	...	"	153	...	1 0 0	...	...			
Clarke Stinson	...	"	150	...	1 0 0	...	...			
Stphn. Temple	...	"	150	...	1 0 0	...	...			
J. J. Hincksman	...	"	300	...	1 0 0	...	...			
Ptk. Carney	...	"	150	...	1 0 0	...	...			
Wm. Casey	...	"	480	...	1 10 0	...	...			
Sml. Schumack	...	"	270	...	1 0 0	...	...			
Jno. Brennan	...	"	300	...	1 0 0	...	...			
Wltr. Ginn	...	"	264	...	1 0 0	...	...			
Jas. Casey	...	"	465	...	1 9 2	...	...			
Geo. Reid	...	"	120	...	1 0 0	...	...			
Dnl. Casey	...	"	363	...	1 2 8	...	...			
Mcl. Gallagher	...	"	120	...	1 0 0	...	...			
Thos. Smith	...	"	240	...	1 0 0	...	...			
	...	"	120	...	1 0 0	...	...			

Name of Lessee.	Name of Run.	Name of District.	Actual Area.	Estimated Carrying Capacity of Run.	Annual Rental. £ s. d.	Old Rental and Assessment.	Date of present Tenure.	Year of Expiration of present Lease.	Average Rental per acre in each District.	General Abstract of particulars.
Mcl. M'Namara, junr.	...	Queanbeyan	225	...	1 0 0	...	...	Annual.	3 farthings.	
Bernd. Cunningham	...	"	120	...	1 0 0	...	...			
Geo. Sparrow	...	"	360	...	1 2 6	...	...			
Luke Tiernan	...	"	240	...	1 0 0	...	...			
Jno. Evans	...	"	120	...	1 0 0	...	...			
H. W. Webb and John Ledger	...	"	300	...	1 0 0	...	...			
Wm. Tully	...	"	120	...	1 0 0	...	...			
Ptk. Coulton	...	"	300	...	1 0 0	...	...			
Thos. W. Hope	...	"	300	...	1 0 0	...	...			
Wm. Winter	...	"	150	...	1 0 0	...	...			
Jas. Burton	...	"	300	...	1 0 0	...	...			
Simon Grant	...	"	120	...	1 0 0	...	...			
Simon L. Grant	...	"	120	...	1 0 0	...	...			
Jas. Keefe	...	"	120	...	1 0 0	...	...			
"	...	"	120	...	1 0 0	...	...			
Jas. Donoghue, junr.	...	"	240	...	1 0 0	...	...			
"	...	"	120	...	1 0 0	...	...			
Jno. Owens	...	"	180	...	1 0 0	...	...			
Jno. Chinnery	...	"	450	...	1 8 2	...	...			
"	...	"	150	...	1 0 0	...	...			
Jno. Dunn	...	"	360	...	1 2 6	...	...			
Jno. Brown	...	"	300	...	1 0 0	...	...			
Josph. Blevett	...	"	321	...	1 0 1	...	...			
Jno. Feagan	...	"	90	...	1 0 0	...	...			
"	...	"	120	...	1 0 0	...	...			
"	...	"	240	...	1 0 0	...	...			
Thos. Flynn	...	"	285	...	1 0 0	...	...			
"	...	"	300	...	1 0 0	...	...			
J. J. Wright	...	"	400	...	1 5 0	...	...			
"	...	"	320	...	1 0 0	...	...			
Thos. Egan	...	"	360	...	1 2 6	...	...			
Dnld. M'Donald	...	"	150	...	1 0 0	...	...			
Geo. Sparrow	...	"	192	...	1 0 0	...	...			
"	...	"	120	...	1 0 0	...	...			
Jno. M'Namara	...	"	546	...	1 14 2	...	...			
Jno. Lawler	...	"	120	...	1 0 0	...	...			
A. O. M. Gibbes	...	"	480	...	1 10 0	...	...			
Jno. Commins	...	"	360	...	1 2 6	...	...			
T. W. Smith	...	"	288	...	1 0 0	...	...			
Angus Cameron	...	"	150	...	1 0 0	...	...			
Wm. Davis	...	"	300	...	1 0 0	...	...			
Hugh Read	...	"	624	...	1 19 0	...	...			
Wm. Sparrow	...	"	120	...	1 0 0	...	...			
Frcs. Dunn	...	"	120	...	1 0 0	...	...			
Levi Plummer	...	"	320	...	1 0 0	...	...			
Kth. M'Donald	...	"	633	...	1 19 0	...	...			
Mcl. Grady	...	"	240	...	1 0 0	...	...			
Mrgt. Grady	...	"	120	...	1 0 0	...	...			
A. M'Donald	...	"	420	...	1 6 3	...	...			
Thos. Tong	...	"	120	...	1 0 0	...	...			
J. M'Enally	...	"	66	...	1 0 0	...	...			
Ptk. Donnelly	...	"	270	...	1 0 0	...	...			
Jno. Hillman	...	"	262	...	1 0 0	...	...			
Jas. Bloomfield	...	"	120	...	1 0 0	...	...			
Natl. Power	...	"	240	...	1 0 0	...	...			
D. Baldwin	...	"	377	...	1 3 8	...	...			
H. M'Pherson	...	"	150	...	1 0 0	...	...			
Alexr. Leach	...	"	120	...	1 0 0	...	...			
Jas. Harding	...	"	120	...	1 0 0	...	...			
Jph. Casey	...	"	300	...	1 0 0	...	...			
Wm. Brown	...	"	120	...	1 0 0	...	...			
Chas. Masters, junr.	...	"	189	...	1 0 0	...	...			
Geo. Smith	...	"	535	...	1 13 4	...	...			
Mtn. Pike	...	"	240	...	1 0 0	...	...			
Jno. Pike	...	"	150	...	1 0 0	...	...			
L. Colmermell	...	"	240	...	1 0 0	...	...			
Thos. Murphy	...	"	120	...	1 0 0	...	...			
Jno. Darmody	...	"	150	...	1 0 0	...	...			
Ptk. Kelly, junr.	...	"	300	...	1 0 0	...	...			
Mcl. Byrnes	...	"	150	...	1 0 0	...	...			
Jno. Gillespie	...	"	300	...	1 0 0	...	...			
L. F. De Salis	...	"	240	...	1 0 0	...	...			
Ptk. Lenane	...	"	360	...	1 2 6	...	...			
Jas. A. Taylor	...	"	300	...	1 0 0	...	...			
Sml. Shumack	...	"	270	...	1 0 0	...	...			
Esther Hines	...	"	120	...	1 0 0	...	...			
Wm. Darmody	...	"	180	...	1 0 0	...	...			
J. and W. M'Carthy	...	"	480	...	1 10 0	...	...			
Jno. M'Donald	...	"	480	...	1 10 0	...	...			
Wm. Ginn	...	"	120	...	1 0 0	...	...			
Jas. Bloomfield	...	"	120	...	1 0 0	...	...			
Ptk. Smith	...	"	120	...	1 0 0	...	...			
Archd. M'Donald	...	"	300	...	1 0 0	...	...			
Jno. Dunn	...	"	120	...	1 0 0	...	...			

Name of Lessee.	Name of Run.	Name of District.	Actual Area.	Estimated Carrying Capacity of Run.	Annual Rental. £ s. d.	Old Rental and Assessment.	Date of present Tenure.	Year of Expiration of present Lease.	Average Rental per Acre in each District.	General Abstract of particulars.
G. E. Shumack	...	Queanbeyan	450	...	1 8 2	...	...		3 farthings.	
W. Dunn	...	,,	240	...	1 0 0	...	...			
Wm. Commins	...	,,	600	...	1 17 6	...	...			
Jas. Duff	...	,,	510	...	1 11 10	...	...			
Sml. Gillespie	...	Raymond Terrace	237	...	1 0 0	...	...		1d.	
C. W. Ashe	...	Rylstone	750	...	2 6 10	...	...			
,,	...	,,	700	...	2 3 10	...	...			
,,	...	,,	640	...	2 0 0	...	...			
,,	...	,,	640	...	2 0 0	...	...			
,,	...	,,	640	...	2 0 0	...	...			
,,	...	,,	640	...	2 0 0	...	...			
,,	...	,,	640	...	2 0 0	...	...			
,,	...	,,	640	...	2 0 0	...	...			
Ewd. K. Cox	...	,,	700	...	2 3 9	...	...			
,,	...	,,	1,000	...	3 2 6	...	...			
,,	...	,,	640	...	2 0 0	...	...			
,,	...	,,	640	...	2 0 0	...	...			
,,	...	,,	640	...	2 0 0	...	...			
,,	...	,,	640	...	2 0 0	...	...			
,,	...	,,	640	...	2 0 0	...	...			
,,	...	,,	640	...	2 0 0	...	...			
,,	...	,,	640	...	2 0 0	...	...			
,,	...	,,	640	...	2 0 0	...	...			
,,	...	,,	680	...	2 2 6	...	...			
,,	...	,,	900	...	2 16 4	...	...			
Wm. Clarke	...	,,	640	...	2 0 0	...	...			
E. K. Cox	...	,,	740	...	2 6 3	...	...			
,,	...	,,	960	...	3 0 0	...	...			
,,	...	,,	960	...	3 0 0	...	...			
,,	...	,,	900	...	2 16 4	...	...			
,,	...	,,	960	...	3 0 0	...	...			
,,	...	,,	800	...	2 10 0	...	...			
,,	...	,,	1,000	...	3 2 6	...	...			
,,	...	,,	960	...	3 0 0	...	...			
Robt. M. Fitzgerald	...	,,	1,040	...	3 5 0	...	...			
,,	...	,,	1,040	...	3 5 0	...	...			
,,	...	,,	640	...	2 0 0	...	...			
,,	...	,,	640	...	2 0 0	...	...			
,,	...	,,	640	...	2 0 0	...	...			
,,	...	,,	640	...	2 0 0	...	...			
,,	...	,,	1,040	...	3 5 0	...	...			
,,	...	,,	800	...	2 10 0	...	...			
,,	...	,,	640	...	2 0 0	...	...			
,,	...	,,	640	...	2 0 0	...	...			
,,	...	,,	640	...	2 0 0	...	...			
,,	...	,,	640	...	2 0 0	...	...			
,,	...	,,	640	...	2 0 0	...	...			
,,	...	,,	1,100	...	3 8 10	...	...			
J. T. Lawson	...	,,	700	...	2 3 9	...	...			
,,	...	,,	640	...	2 0 0	...	...			
,,	...	,,	640	...	2 0 0	...	...			
,,	...	,,	640	...	2 0 0	...	...			
,,	...	,,	640	...	2 0 0	...	...			
,,	...	,,	960	...	3 0 0	...	...			
,,	...	,,	800	...	2 10 0	...	...			
Jno. M'Clean	...	,,	960	...	3 0 0	...	...			
,,	...	,,	960	...	3 0 0	...	...			
J. R. Tindale	...	,,	800	...	2 10 0	...	...			
,,	...	,,	640	...	2 0 0	...	...			
,,	...	,,	640	...	2 0 0	...	...			
,,	...	,,	640	...	2 0 0	...	...			
Jas. C. Cox	...	,,	640	...	2 0 0	...	...			
,,	...	,,	960	...	3 0 0	...	...			
,,	...	,,	960	...	3 0 0	...	...			
,,	...	,,	1,000	...	3 2 8	...	...			
,,	...	,,	640	...	2 0 0	...	...			
,,	...	,,	640	...	2 0 0	...	...			
,,	...	,,	640	...	2 0 0	...	...			
,,	...	,,	640	...	2 0 0	...	...			
,,	...	,,	1,000	...	3 2 6	...	...			
,,	...	,,	640	...	2 0 0	...	...			
,,	...	,,	640	...	2 0 0	...	...			
,,	...	,,	640	...	2 0 0	...	...			
Ewd. K. Cox	...	,,	640	...	2 0 0	...	...			
,,	...	,,	960	...	3 0 0	...	...			
,,	...	,,	640	...	2 0 0	...	...			
,,	...	,,	640	...	2 0 0	...	...			
,,	...	,,	640	...	2 0 0	...	...			
,,	...	,,	640	...	2 0 0	...	...			
,,	...	,,	1,150	...	3 11 3	...	...			
,,	...	,,	640	...	2 0 0	...	...			
,,	...	,,	640	...	2 0 0	...	...			
,,	...	,,	640	...	2 0 0	...	...			
,,	...	,,	640	...	2 0 0	...	...			

Annual.

3 farthings.

Name of Lessee.	Name of Run.	Name of District.	Actual Area.	Estimated Carrying Capacity of Run.	Annual Rental. £ s. d.	Old Rental and Assessment.	Date of present Tenure.	Year of Expiration of present Lease.	Average Rental per Acre in each District.	General Abstract of particulars.
Ewd. K. Cox	...	Rylstone	640	...	2 0 0	...	...	Annual.	3 farthings.	
,,	...	,,	640	...	2 0 0	...	...			
,,	...	,,	640	...	2 0 0	...	...			
,,	...	,,	640	...	2 0 0	...	...			
,,	...	,,	640	...	2 0 0	...	...			
,,	...	,,	640	...	2 0 0	...	...			
,,	...	,,	640	...	2 0 0	...	...			
,,	...	,,	640	...	2 0 0	...	...			
,,	...	,,	800	...	2 10 0	...	...			
,,	...	,,	640	...	2 0 0	...	...			
,,	...	,,	1,000	...	3 2 6	...	...			
,,	...	,,	640	...	2 0 0	...	...			
,,	...	,,	640	...	2 0 0	...	...			
,,	...	,,	640	...	2 0 0	...	...			
,,	...	,,	640	...	2 0 0	...	...			
,,	...	,,	640	...	2 0 0	...	...			
,,	...	,,	640	...	2 0 0	...	...			
,,	...	,,	640	...	2 0 0	...	...			
,,	...	,,	640	...	2 0 0	...	...			
,,	...	,,	640	...	2 0 0	...	...			
,,	...	,,	960	...	3 0 0	...	...			
,,	...	,,	960	...	3 0 0	...	...			
Jas. Readford	...	,,	1,000	...	3 2 6	...	...			
Jno. Tindale	...	,,	640	...	2 0 0	...	...			
Jas. Morrison	...	,,	960	...	3 0 0	...	...			
R. M. Fitzgerald	...	,,	8,370	...	26 3 4	...	...			
Richd. Wm. Cox	...	,,	1,800	...	5 12 8	...	...			
Jas. C. Cox	...	,,	8,280	...	25 17 6	...	...			
Jno. Lee	...	,,	1,280	...	4 0 0	...	...			
R. M. Fitzgerald	...	,,	4,710	...	15 14 6	...	...			
,,	...	,,	1,280	...	4 0 0	...	...			
Hry. R. Ashe	...	,,	960	...	3 0 0	...	...			
Abel Harris	...	,,	1,280	...	4 0 0	...	...			
Jno. Lee	...	,,	3,200	...	10 0 0	...	...			
G. R. Maclean	...	,,	720	...	2 5 0	...	...			
John Maclean	...	,,	808	...	2 10 6	...	...			
,,	...	,,	2,040	...	6 7 6	...	...			
A. Tindale	...	,,	9,000	...	28 3 10	...	...			
W. B. & W. Thompson	...	,,	1,000	...	3 2 6	...	...			
Hugh M'Donald	...	,,	960	...	3 0 0	...	...			
J. Perram	...	,,	240	...	1 0 0	...	...			
Sml. Nicholson	...	,,	120	...	1 0 0	...	...			
Edwd. Giles	...	,,	90	...	1 0 0	...	...			
,,	...	,,	120	...	1 0 0	...	...			
,,	...	,,	261	...	1 0 0	...	...			
Elizth. Dunn	...	,,	332	...	1 0 9	...	...			
,,	...	,,	300	...	1 0 0	...	...			
,,	...	,,	320	...	1 0 0	...	...			
R. Anderson	...	,,	360	...	1 2 6	...	...			
Jas. Morrison	...	,,	297	...	1 0 0	...	...			
L. Lloyd	...	,,	300	...	1 0 0	...	...			
G. H. Davies	...	,,	360	...	1 2 6	...	...			
E. T. Hardy	...	,,	250	...	1 0 0	...	...			
Jas. Pollock	...	,,	240	...	1 0 0	...	...			
J. M'Lean	...	,,	381	...	1 3 10	...	...			
Archd. Nicholson	...	,,	240	...	1 0 0	...	...			
Thos. Owen	...	,,	360	...	1 2 6	...	...			
E. D. Ogilvie	...	Richmond River	972	...	3 0 9	...	...			
,,	...	,,	800	...	2 10 0	...	...			
,,	...	,,	640	...	2 0 0	...	...			
,,	...	,,	640	...	2 0 0	...	...			
,,	...	,,	990	...	3 1 11	...	...			
,,	...	,,	1,000	...	3 2 6	...	...			
,,	...	,,	640	...	2 0 0	...	...			
,,	...	,,	640	...	2 0 0	...	...			
,,	...	,,	640	...	2 0 0	...	...			
,,	...	,,	700	...	2 3 9	...	...			
,,	...	,,	640	...	2 0 0	...	...			
,,	...	,,	650	...	2 0 8	...	...			
,,	...	,,	750	...	2 6 11	...	...			
,,	...	,,	800	...	2 10 0	...	...			
,,	...	,,	640	...	2 0 0	...	...			
,,	...	,,	640	...	2 0 0	...	...			
,,	...	,,	1,150	...	3 11 11	...	...			
,,	...	,,	960	...	3 0 0	...	...			
,,	...	,,	800	...	2 10 0	...	...			
,,	...	,,	1,080	...	3 7 7	...	...			
,,	...	,,	830	...	2 11 11	...	...			
,,	...	,,	640	...	2 0 0	...	...			
,,	...	,,	640	...	2 0 0	...	...			
,,	...	,,	1,200	...	3 15 0	...	...			
,,	...	,,	670	...	2 6 11	...	...			
,,	...	,,	1,220	...	3 16 3	...	...			
,,	...	,,	700	...	2 3 9	...	...			

Name of Lessee.	Name of Run.	Name of District.	Actual Area.	Estimated Carrying Capacity of Run.	Annual Rental.	Old Rental and Assessment.	Date of present Tenure.	Year of Expiration of present Lease.	Average Rental per Acre in each District.	General Abstract of particulars.
					£ s. d.					
E. D. Ogilvie	...	Richmond River	640	...	2 0 0	...	...			
"	...	"	980	...	3 1 3	...	...			
"	...	"	800	...	2 1 10	...	...			
"	...	"	640	...	2 0 0	...	...			
"	...	"	660	...	2 1 4	...	...			
"	...	"	640	...	2 0 0	...	...			
"	...	"	640	...	2 0 0	...	...			
"	...	"	640	...	2 0 0	...	...			
"	...	"	750	...	2 6 11	...	...			
"	...	"	640	...	2 0 0	...	...			
"	...	"	900	...	2 16 4	...	...			
Griffiths, Fanning, & Co.	...	"	640	...	2 0 0	...	...			
"	...	"	1,150	...	3 12 0	...	...			
"	...	"	640	...	2 0 0	...	...			
"	...	"	640	...	2 0 0	...	...			
"	...	"	640	...	2 0 0	...	...			
"	...	"	640	...	2 0 0	...	...			
"	...	"	640	...	2 0 0	...	...			
"	...	"	640	...	2 0 0	...	...			
"	...	"	960	...	3 0 0	...	...			
Jno. Grime	...	"	960	...	3 0 0	...	...			
Alexr. Armstrong	...	"	960	...	3 0 0	...	...			
Jas. Duffy	...	"	960	...	3 0 0	...	...			
Emily Atkinson	...	"	1,100	...	3 8 9	...	...			
"	...	"	640	...	2 0 0	...	...			
"	...	"	640	...	2 0 0	...	...			
"	...	"	740	...	2 6 4	...	...			
Jane Robertson	...	"	640	...	2 0 0	...	...			
"	...	"	757	...	2 7 4	...	...			
"	...	"	1,000	...	3 2 6	...	...			
T. J. Carlill	...	"	880	...	2 15 1	...	...			
Thos. M'Fadden	...	"	700	...	2 3 9	...	...			
"	...	"	950	...	2 19 7	...	...			
Jno. M'Innes	...	"	594	...	1 17 1	...	...			
E. D. Ogilvie	...	"	61	...	1 0 0	...	...			
"	...	"	480	...	1 10 0	...	...			
"	...	"	351	...	1 2 0	...	...			
"	...	"	240	...	1 0 0	...	...			
"	...	"	243	...	1 0 0	...	...			
"	...	"	318	...	1 0 0	...	...			
Thos. Madden	...	"	600	...	1 17 6	...	...	Annual.	3 farthings.	
Chas. Armstrong	...	"	300	...	1 0 0	...	...			
Robt. Little	...	"	180	...	1 0 0	...	...			
Jno. Grimes	...	"	450	...	1 8 2	...	...			
Jph. R. Grimes	...	"	600	...	1 17 6	...	...			
Jas. O'Rourke	...	"	240	...	1 0 0	...	...			
R. B. Danson	...	"	360	...	1 2 6	...	...			
"	...	"	360	...	1 2 6	...	...			
Jas. Cowell	...	"	300	...	1 0 0	...	...			
T. L. J. & J. Peate	...	"	960	...	3 0 0	...	...			
Barnes & Smith Bros.	...	"	3,114	...	9 14 8	...	...			
Geo. Lallback	...	"	960	...	3 0 0	...	...			
Emily Atkinson	...	"	1,920	...	6 0 0	...	...			
Barnes & Smith	...	"	16,900	...	49 13 10	...	...			
"	...	"	3,190	...	9 19 4	...	...			
E. T. Smith	...	"	720	...	2 5 0	...	...			
W. C. Bullock	...	"	10,875	...	33 19 8	...	...			
Geo. Harrison	...	"	720	...	2 5 0	...	...			
Barnes & Smith Bros.	...	"	14,780	...	44 3 10	...	...			
A. Armstrong, junr.	...	"	600	...	1 17 6	...	...			
Archd. Currie	...	"	120	...	1 0 0	...	...			
Dcn. Currie	...	"	150	...	1 0 0	...	...			
Jas. O'Rourke	...	"	120	...	1 0 0	...	...			
Thos. M'Fadden	...	"	640	...	2 0 0	...	...			
Jno. Foy	...	"	750	...	2 7 0	...	...			
Edwd. Naughton	...	"	960	...	3 0 0	...	...			
Mary Pedcock	...	"	890	...	2 15 8	...	...			
Adelaide Irving	...	"	800	...	2 10 0	...	...			
"	...	"	640	...	2 0 0	...	...			
"	...	"	850	...	2 13 2	...	...			
"	...	"	640	...	2 0 0	...	...			
"	...	"	640	...	2 0 0	...	...			
"	...	"	640	...	2 0 0	...	...			
"	...	"	640	...	2 0 0	...	...			
"	...	"	640	...	2 0 0	...	...			
"	...	"	640	...	2 0 0	...	...			
"	...	"	640	...	2 0 0	...	...			
"	...	"	640	...	2 0 0	...	...			
"	...	"	890	...	2 15 8	...	...			
"	...	"	990	...	3 1 10	...	...			
"	...	"	850	...	2 13 2	...	...			
C. E. Johnson	...	"	700	...	2 3 10	...	...			
Thos. Armstrong	...	"	600	...	1 17 6	...	...			

Name of Lessee.	Name of Run.	Name of District.	Actual Area.	Estimated Carrying Capacity of Run.	Annual Rental. £ s. d.	Old Rental and Assessment.	Date of present Tenure.	Year of Expiration of present Lease.	Average Rental per Acre in each District.	General Abstract of particulars.
Dvd. Sharpe	...	Richmond River..	240	...	1 0 0	...	...	Annual.	3 farthings.	
Jas. Sharpe	...	,, ...	300	...	1 0 0	...	...			
Jno. Webber	...	,, ...	360	...	1 2 6	...	...			
Thos. Wright	...	,, ...	300	...	1 0 0	...	...			
Jno. Withers	...	,, ...	300	...	1 0 0	...	...			
S. C. R. Bray	...	,, ...	620	...	1 18 9	...	...			
Jas. Rowland	...	,, ...	570	...	1 15 7	...	...			
Thos. Adams	...	,, ...	450	...	1 8 2	...	...			
Alxer. Armstrong	...	,, ...	120	...	1 0 0	...	...			
Frcs. M'Namara	...	,, ...	420	...	1 6 4	...	...			
Archd. Bell	...	Scone.....	640	...	2 0 0	...	...			
,,	...	,, ...	640	...	2 0 0	...	...			
,,	...	,, ...	640	...	2 0 0	...	...			
,,	...	,, ...	640	...	2 0 0	...	...			
,,	...	,, ...	640	...	2 0 0	...	...			
,,	...	,, ...	700	...	2 3 9	...	...			
,,	...	,, ...	1,240	...	3 17 6	...	...			
,,	...	,, ...	800	...	2 10 0	...	...			
,,	...	,, ...	800	...	2 10 0	...	...			
,,	...	,, ...	934	...	2 18 5	...	...			
,,	...	,, ...	700	...	2 3 9	...	...			
,,	...	,, ...	800	...	2 10 0	...	...			
,,	...	,, ...	640	...	2 0 0	...	...			
,,	...	,, ...	640	...	2 0 0	...	...			
,,	...	,, ...	640	...	2 0 0	...	...			
,,	...	,, ...	640	...	2 0 0	...	...			
,,	...	,, ...	640	...	2 0 0	...	...			
,,	...	,, ...	640	...	2 0 0	...	...			
Jno. Bingle	...	,, ...	840	...	2 12 6	...	...			
,,	...	,, ...	640	...	2 0 0	...	...			
,,	...	,, ...	640	...	2 0 0	...	...			
,,	...	,, ...	640	...	2 0 0	...	...			
Maria Bligh	...	,, ...	640	...	2 0 0	...	...			
,,	...	,, ...	640	...	2 0 0	...	...			
,,	...	,, ...	640	...	2 0 0	...	...			
,,	...	,, ...	640	...	2 0 0	...	...			
,,	...	,, ...	640	...	2 0 0	...	...			
Jno. B. Finlay	...	,, ...	640	...	2 0 0	...	...			
,,	...	,, ...	640	...	2 0 0	...	...			
,,	...	,, ...	640	...	2 0 0	...	...			
,,	...	,, ...	1,000	...	3 2 8	...	...			
,,	...	,, ...	640	...	2 0 0	...	...			
,,	...	,, ...	640	...	2 0 0	...	...			
,,	...	,, ...	960	...	3 0 0	...	...			
,,	...	,, ...	640	...	2 0 0	...	...			
,,	...	,, ...	640	...	2 0 0	...	...			
,,	...	,, ...	640	...	2 0 0	...	...			
,,	...	,, ...	1,200	...	3 15 0	...	...			
,,	...	,, ...	640	...	2 0 0	...	...			
,,	...	,, ...	640	...	2 0 0	...	...			
,,	...	,, ...	640	...	2 0 0	...	...			
Wm. Dumaresq	...	,, ...	640	...	2 0 0	...	...			
,,	...	,, ...	640	...	2 0 0	...	...			
,,	...	,, ...	640	...	2 0 0	...	...			
,,	...	,, ...	640	...	2 0 0	...	...			
,,	...	,, ...	1,050	...	3 5 8	...	...			
,,	...	,, ...	960	...	3 0 0	...	...			
,,	...	,, ...	640	...	2 0 0	...	...			
,,	...	,, ...	640	...	2 0 0	...	...			
,,	...	,, ...	640	...	2 0 0	...	...			
,,	...	,, ...	640	...	2 0 0	...	...			
,,	...	,, ...	640	...	2 0 0	...	...			
,,	...	,, ...	640	...	2 0 0	...	...			
,,	...	,, ...	640	...	2 0 0	...	...			
Sloper Cox	...	,, ...	640	...	2 0 0	...	...			
,,	...	,, ...	640	...	2 0 0	...	...			
Thos. T. Hall	...	,, ...	1,040	...	3 5 0	...	...			
,,	...	,, ...	640	...	2 0 0	...	...			
,,	...	,, ...	640	...	2 0 0	...	...			
,,	...	,, ...	840	...	2 12 8	...	...			
,,	...	,, ...	640	...	2 0 0	...	...			
,,	...	,, ...	640	...	2 0 0	...	...			
,,	...	,, ...	640	...	2 0 0	...	...			
,,	...	,, ...	640	...	2 0 0	...	...			
,,	...	,, ...	640	...	2 0 0	...	...			
,,	...	,, ...	640	...	2 0 0	...	...			
Wm. Hall	...	,, ...	1,080	...	3 7 6	...	...			
,,	...	,, ...	640	...	2 0 0	...	...			
,,	...	,, ...	640	...	2 0 0	...	...			
,,	...	,, ...	760	...	2 7 6	...	...			
,,	...	,, ...	800	...	2 10 0	...	...			
,,	...	,, ...	640	...	2 0 0	...	...			
,,	...	,, ...	640	...	2 0 0	...	...			

Name of Lessee.	Name of Run.	Name of District.	Actual Area.	Estimated Carrying Capacity of Run.	Annual Rental. £ s. d.	Old Rental and Assessment.	Date of present Tenure.	Year of Expiration of present Lease.	Average Rental per Acre in each District.	General Abstract of particulars.
Wm. Hall	...	Scone	640	...	2 0 0	...	...	Annual.	3 farthings.	
,,	...	,,	640	...	2 0 0	...	...			
,,	...	,,	800	...	2 10 0	...	...			
,,	...	,,	640	...	2 0

Name of Lessee.	Name of Run.	Name of District.	Actual Area.	Estimated Carrying Capacity of Run.	Annual Rental. £ s. d.	Old Rental and Assessment.	Date of present Tenure.	Year of Expiration of present Lease.	Average Rental per Acre in each District.	General Abstract of particulars.
J. F. & G. White	...	Scone	940	...	2 18 9	...	...	Annual.	3 farthings.	
,,	...	,,	760	...	2 17 6	...	...			
J. F. & H. White	...	,,	960	...	3 0 0	...	...			
,,	...	,,	640	...	2 0 0	...	...			
,,	...	,,	640	...	2 0 0	...	...			
,,	...	,,	640	...	2 0 0	...	...			
,,	...	,,	640	...	2 0 0	...	...			
,,	...	,,	640	...	2 0 0	...	...			
,,	...	,,	640	...	2 0 0	...	...			
,,	...	,,	640	...	2 0 0	...	...			
,,	...	,,	640	...	2 0 0	...	...			
,,	...	,,	1,150	...	3 15 0	...	...			
,,	...	,,	960	...	3 0 0	...	...			
,,	...	,,	960	...	3 0 0	...	...			
,,	...	,,	640	...	2 0 0	...	...			
,,	...	,,	640	...	2 0 0	...	...			
,,	...	,,	640	...	2 0 0	...	...			
,,	...	,,	640	...	2 0 0	...	...			
,,	...	,,	640	...	2 0 0	...	...			
,,	...	,,	640	...	2 0 0	...	...			
J. F. & H. C. White	...	,,	640	...	2 0 0	...	...			
,,	...	,,	700	...	2 3 9	...	...			
,,	...	,,	1,100	...	3 8 10	...	...			
F. R. White	...	,,	640	...	2 0 0	...	...			
,,	...	,,	640	...	2 0 0	...	...			
,,	...	,,	640	...	2 0 0	...	...			
,,	...	,,	640	...	2 0 0	...	...			
,,	...	,,	640	...	2 0 0	...	...			
,,	...	,,	640	...	2 0 0	...	...			
Thos. Barnes	...	,,	1,150	...	3 11 11	...	...			
,,	...	,,	640	...	2 0 0	...	...			
G. P. Bowman	...	,,	1,140	...	3 11 4	...	...			
,,	...	,,	700	...	2 4 0	...	...			
,,	...	,,	640	...	2 0 0	...	...			
,,	...	,,	640	...	2 0 0	...	...			
,,	...	,,	640	...	2 0 0	...	...			
,,	...	,,	640	...	2 0 0	...	...			
,,	...	,,	640	...	2 0 0	...	...			
,,	...	,,	640	...	2 0 0	...	...			
,,	...	,,	640	...	2 0 0	...	...			
J. P. & E. A. Webber	...	,,	640	...	2 0 0	...	...			
,,	...	,,	640	...	2 0 0	...	...			
,,	...	,,	800	...	2 10 0	...	...			
,,	...	,,	640	...	2 0 0	...	...			
,,	...	,,	640	...	2 0 0	...	...			
,,	...	,,	640	...	2 0 0	...	...			
Eliza Russell	...	,,	640	...	2 0 0	...	...			
,,	...	,,	640	...	2 0 0	...	...			
,,	...	,,	640	...	2 0 0	...	...			
,,	...	,,	640	...	2 0 0	...	...			
,,	...	,,	1,000	...	3 2 6	...	...			
,,	...	,,	640	...	2 0 0	...	...			
,,	...	,,	640	...	2 0 0	...	...			
,,	...	,,	1,120	...	3 10 0	...	...			
,,	...	,,	640	...	2 0 0	...	...			
,,	...	,,	640	...	2 0 0	...	...			
,,	...	,,	640	...	2 0 0	...	...			
,,	...	,,	640	...	2 0 0	...	...			
,,	...	,,	640	...	2 0 0	...	...			
,,	...	,,	640	...	2 0 0	...	...			
,,	...	,,	640	...	2 0 0	...	...			
,,	...	,,	640	...	2 0 0	...	...			
,,	...	,,	640	...	2 0 0	...	...			
,,	...	,,	900	...	2 16 3	...	...			
Wm. Stephens	...	,,	720	...	2 5 2	...	...			
Jno. M'Phee	...	,,	850	...	2 13 2	...	...			
Edwin Everett	...	,,	640	...	2 0 0	...	...			
Jno. H. Cobb	...	,,	640	...	2 0 0	...	...			
,,	...	,,	640	...	2 0 0	...	...			
,,	...	,,	820	...	2 11 4	...	...			
,,	...	,,	960	...	3 0 0	...	...			
Wm. Little	...	,,	640	...	2 0 0	...	...			
,,	...	,,	640	...	2 0 0	...	...			
,,	...	,,	984	...	3 1 6	...	...			
T. Abbott	...	,,	3,200	...	10 0 0	...	...			
Wm. J. Gardner	...	,,	2,838	...	8 17 4	...	...			
Commercial Bank	...	,,	1,000	...	3 2 6	...	...			
Wm. Dumaresq	...	,,	2,320	...	7 5 0	...	...			
J. F. & H. C. White	...	,,	16,390	...	51 4 10	...	...			
,,	...	,,	3,200	...	10 0 0	...	...			
,,	...	,,	3,930	...	12 5 10	...	...			

Name of Lessee.	Name of Run.	Name of District.	Actual Area.	Estimated Carrying Capacity of Run.	Annual Rental. £ s. d.	Old Rental and Assessment.	Date of present Tenure.	Year of Expiration of present Lease.	Average Rental per Acre in each District.	General Abstract of particulars.
P. Flanagan	...	Scone	960	...	3 0 0	...	...	Annual.	3 farthings.	
J. F. & H. C. White	...	"	24,047	...	75 3 2	...	...			
"	...	"	30,610	...	95 13 4	...	...			
"	...	"	5,640	...	17 12 6	...	...			
Sml. Cone	...	"	642	...	2 0 2	...	...			
Eliza & Wm. Russell	...	"	984	...	3 1 6	...	...			
Geo. B. Finlay	...	"	3,430	...	10 14 6	...	...			
Thos. Liudlan	...	"	640	...	2 0 0	...	...			
Allan M'Donald	...	"	675	...	2 7 4	...	...			
Mattw. Collins	...	"	1,600	...	5 0 0	...	...			
Ellen Warrad	...	"	1,600	...	5 0 0	...	...			
Jno. Campbell	...	"	540	...	1 15 0	...	...			
"	...	"	120	...	1 0 0	...	...			
"	...	"	270	...	1 0 0	...	...			
"	...	"	150	...	1 0 0	...	...			
"	...	"	180	...	1 0 0	...	...			
Jno. Kennedy	...	"	480	...	1 10 0	...	...			
Jno. Davidson	...	"	390	...	1 4 5	...	...			
Jno. M'Phee	...	"	240	...	1 0 0	...	...			
Chas. Blayden	...	"	120	...	1 0 0	...	...			
J. Bell	...	"	240	...	1 0 0	...	...			
Mary A. Ring	...	"	120	...	1 0 0	...	...			
Dvd. Stevenson	...	"	120	...	1 0 0	...	...			
Wm. Stevenson	...	"	120	...	1 0 0	...	...			
Geo. Hopper	...	"	300	...	1 0 0	...	...			
Lucy Cameron	...	"	150	...	1 0 0	...	...			
Robina Cameron	...	"	150	...	1 0 0	...	...			
Kenneth Cameron	...	"	120	...	1 0 0	...	...			
Frcs. O'Neill	...	"	300	...	1 0 0	...	...			
Matt. Dodd	...	"	450	...	1 8 2	...	...			
"	...	"	150	...	1 0 0	...	...			
Jno. Bradberry	...	"	300	...	1 0 0	...	...			
Ferdinard Tilse	...	"	120	...	1 0 0	...	...			
Jno. Wharton	...	"	240	...	1 0 0	...	...			
J. F. & H. White	...	"	562	...	1 15 2	...	...			
"	...	"	120	...	1 0 0	...	...			
"	...	"	309	...	1 0 0	...	...			
"	...	"	144	...	1 0 0	...	...			
"	...	"	537	...	1 13 8	...	...			
"	...	"	201	...	1 0 0	...	...			
Jno. Young	...	"	240	...	1 0 0	...	...			
G. B. Finlay	...	"	320	...	1 0 0	...	...			
"	...	"	320	...	1 0 0	...	...			
"	...	"	320	...	1 0 0	...	...			
Robt. Carter	...	"	90	...	1 0 0	...	...			
"	...	"	300	...	1 0 0	...	...			
Edwn. Everett	...	"	320	...	1 0 0	...	...			
Rr. H. Carter	...	"	240	...	1 0 0	...	...			
W. J. Gardner	...	"	300	...	1 0 0	...	...			
Wltr. Hayne	...	"	579	...	1 16 2	...	...			
E. M. Russell	...	"	600	...	1 17 6	...	...			
Jas. Wharton, junr.	...	"	120	...	1 0 0	...	...			
Jane Hindmarsh	...	"	450	...	1 8 2	...	...			
J. W. Wood	...	"	120	...	1 0 0	...	...			
A. Cameron, junr.	...	"	300	...	1 0 0	...	...			
Ewd. Smith	...	"	360	...	1 2 6	...	...			
Mat. Smith	...	"	120	...	1 0 0	...	...			
Robt. Bird	...	"	320	...	1 0 0	...	...			
Thos. Spratt	...	"	120	...	1 0 0	...	...			
"	...	"	600	...	1 17 6	...	...			
Fnd. Tilse	...	"	120	...	1 0 0	...	...			
Jno. Bradbury	...	"	240	...	1 0 0	...	...			
Jph. Marshall	...	"	240	...	1 0 0	...	...			
Ptk. M'Cabe	...	"	300	...	1 0 0	...	...			
W. A. Dumaresq	...	"	268	...	1 0 0	...	...			
W. Bridges & G. Lambert	...	"	240	...	1 0 0	...	...			
Emma Walker	...	"	120	...	1 0 0	...	...			
J. M'Donald	...	"	384	...	1 4 0	...	...			
Kth. Kennedy	...	"	320	...	1 0 0	...	...			
Wm. Radridge	...	"	120	...	1 0 0	...	...			
Thos. Miller	...	"	450	...	1 8 2	...	...			
Jno. Cameron	...	"	240	...	1 0 0	...	...			
Kth. Cameron	...	"	360	...	1 2 6	...	...			
"	...	"	120	...	1 0 0	...	...			
Alexr. Cameron	...	"	150	...	1 0 0	...	...			
Jno. Farran	...	"	120	...	1 0 0	...	...			
Jno. J. Walsh	...	"	120	...	1 0 0	...	...			
Thos. Walsh	...	"	120	...	1 0 0	...	...			
Wm. Smart	...	"	480	...	1 10 0	...	...			
Dnld. M'Intyre	...	"	240	...	1 0 0	...	...			
T. M'Goldrick, junr.	...	"	330	...	1 0 8	...	...			
F. W. & A. R. Barwick	...	"	240	...	1 0 0	...	...			
H. W. E. Ashford	...	"	240	...	1 0 0	...	...			
J. A. M'Donald	...	"	120	...	1 0 0	...	...			

Name of Lessee.	Name of Run.	Name of District.	Actual Area.	Estimated Carrying Capacity of Run.	Annual Rental. £ s. d.	Old Rental and Assessment.	Date of present Tenure.	Year of Expiration of present Lease.	Average Rental per Acre in each District.	General Abstract of particulars.
Alex. Cameron	...	Scone	240	...	1 0 0	...	...	Annual.	3 farthings.	
W. Warrard	...	,,	546	...	1 14 2	...	...			
Lucy Cameron	...	,,	306	...	1 0 0	...	...			
J. J. Barwick	...	,,	375	...	1 3 6	...	...			
A. Bell	...	,,	550	...	1 14 5	...	...			
Edwd J. Corbett	...	,,	240	...	1 0 0	...	...			
Rd. Corbett	...	,,	120	...	1 0 0	...	...			
Hugh Miller	...	,,	270	...	1 0 0	...	...			
Jno. Campbell, jun.	...	,,	480	...	1 10 0	...	...			
Dld. McColl, jun.	...	,,	240	...	1 0 0	...	...			
Hugh Eipper	...	,,	420	...	1 6 4	...	...			
Dvd. Berry	...	Shoalhaven	960	...	3 0 0	...	...		3 farthings.	
,,	...	,,	960	...	3 0 0	...	...			
Wm. Berry	...	,,	240	...	1 0 0	...	...			
Isaac Barclay	...	,,	402	...	1 5 2	...	...			
Jno. Lamond	...	,,	170	...	1 0 0	...	...			
Wm. Blayney	...	,,	320	...	1 0 0	...	...			
Thos. Rendall	...	,,	360	...	1 2 6	...	...			
Jas. Lowe, jun.	...	Sofala	300	...	1 0 0	...	...		1 penny.	
,,	...	,,	249	...	1 0 0	...	...			
Robt. Lowe	...	,,	240	...	1 0 0	...	...			
Mcl. Kernan	...	,,	120	...	1 0 0	...	...			
Hry. Carr	...	Tuena	850	...	2 13 2	...	...			
,,	...	,,	640	...	2 0 0	...	...			
,,	...	,,	640	...	2 0 0	...	...			
,,	...	,,	750	...	2 6 11	...	...			
,,	...	,,	640	...	2 0 0	...	...			
,,	...	,,	640	...	2 0 0	...	...			
,,	...	,,	640	...	2 0 0	...	...			
,,	...	,,	640	...	2 0 0	...	...			
,,	...	,,	640	...	2 0 0	...	...			
,,	...	,,	640	...	2 0 0	...	...			
,,	...	,,	640	...	2 0 0	...	...			
Mary Murphy	...	,,	800	...	2 10 0	...	...			
,,	...	,,	640	...	2 0 0	...	...			
T. A. Smith	...	,,	640	...	2 0 0	...	...			
,,	...	,,	640	...	2 0 0	...	...			
Sydney Scarvell	...	,,	760	...	2 7 7	...	...			
,,	...	,,	640	...	2 0 0	...	...			
Sarah McGuiness	...	,,	640	...	2 0 0	...	...			
,,	...	,,	640	...	2 0 0	...	...			
,,	...	,,	640	...	2 0 0	...	...			
Wm. Marks	...	,,	640	...	2 0 0	...	...			
,,	...	,,	640	...	2 0 0	...	...			
,,	...	,,	640	...	2 0 0	...	...			
Geo. Osborne	...	,,	1,280	...	4 0 0	...	...		3½ farthings.	
Geo. Larnach, jun.	...	,,	1,011	...	3 3 4	...	...			
Chas. Hearne	...	,,	270	...	1 0 0	...	...			
,,	...	,,	222	...	1 0 0	...	...			
Cath. Vardy	...	,,	99	...	1 0 0	...	...			
Thos. Coates	...	,,	193	...	1 0 0	...	...			
Isaac Fenton	...	,,	255	...	1 0 0	...	...			
,,	...	,,	268	...	1 0 0	...	...			
Jas. Ford	...	,,	138	...	1 0 0	...	...			
Edwd. Seaman	...	,,	300	...	1 0 0	...	...			
,,	...	,,	150	...	1 0 0	...	...			
,,	...	,,	120	...	1 0 0	...	...			
,,	...	,,	120	...	1 0 0	...	...			
,,	...	,,	120	...	1 0 0	...	...			
Jno. Laverty	...	,,	90	...	1 0 0	...	...			
,,	...	,,	372	...	1 3 3	...	...			
Phillip Hogan	...	,,	93	...	1 0 0	...	...			
Sml. Piper, sen.	...	,,	180	...	1 0 0	...	...			
W. Mills	...	,,	90	...	1 0 0	...	...			
W. Tracy	...	,,	283	...	1 0 0	...	...			
Wm. Tranter	...	,,	378	...	1 3 8	...	...			
Dnld. Cameron	...	,,	495	...	1 11 0	...	...			
Louis Drowit	...	,,	90	...	1 0 0	...	...			
P. Dignam	...	,,	150	...	1 0 0	...	...			
Thos. Walsh	...	,,	120	...	1 0 0	...	...			
Chas Armstrong	...	,,	150	...	1 0 0	...	...			
G. Chapman (representatives of)	...	Tumbarumba	960	...	3 0 0	...	...			
Reuben Sheather	...	,,	720	...	2 5 0	...	...			
H. C. Douglass	...	,,	1,100	...	3 8 9	...	...			
,,	...	,,	820	...	2 11 3	...	...			
,,	...	,,	640	...	2 0 0	...	...			
,,	...	,,	660	...	2 1 4	...	...			
,,	...	,,	670	...	2 1 10	...	...			
,,	...	,,	670	...	2 1 10	...	...			
,,	...	,,	640	...	2 0 0	...	...			
,,	...	,,	640	...	2 0 0	...	...			
Red. Donelan	...	,,	960	...	3 0 0	...	...			
Adelaide & M. Douglass	...	,,	640	...	2 0 0	...	...			
,,	...	,,	800	...	2 10 0	...	...			

Name of Lessee.	Name of Run.	Name of District.	Actual Area.	Estimated Carrying Capacity of Run.	Annual Rental. £ s. d.	Old Rental and Assessment.	Date of present Tenure.	Year of Expiration of present Lease.	Average Rental per Acre in each District.	General Abstract of particulars.
Geo. Fenbey	...	Tumbarumba ...	960	...	3 0 0	...	...	Annual.	3¾ farthings.	
D. M'Ginnity	...	,, ...	720	...	2 5 0	...	...			
Edwd. Dougherty	...	Tambaroora ...	669	...	2 1 10	...	...			
T. C. Suttor	...	,, ...	1,640	...	5 2 6	...	...			
Stephen O'Brien	...	,, ...	120	...	1 0 0	...	...			
T. C. Sutton	...	,, ...	340	...	1 1 3	...	...			
,,	...	,, ...	216	...	1 0 0	...	...			
Jno. Welch	...	,, ...	120	...	1 0 0	...	...			
W. Everingham	...	,, ...	132	...	1 0 0	...	...			
Wm. Barrett	...	Tenterfield ...	960	...	3 0 0	...	...			
Geo. Craig	...	,, ...	960	...	3 0 0	...	...			
Jno. Connolly	...	,, ...	810	...	2 10 8	...	...			
Wm. Burke	...	,, ...	420	...	1 6 3	...	...			
Ewd. Young	...	,, ...	150	...	1 0 0	...	...			
W. H. Fletcher	...	,, ...	300	...	1 0 0	...	...			
R. R. Hall	...	Tamworth ...	960	...	3 0 0	...	...			
Chas. M'Keahnie	...	,, ...	957	...	2 19 10	...	...			
Percy Jno. Doyle	...	,, ...	951	...	2 19 4	...	...			
Reuben Grono	...	,, ...	875	...	2 14 9	...	...			
Frd. W. Hayden	...	,, ...	960	...	3 0 0	...	...			
E. R. Davis	...	,, ...	960	...	3 0 0	...	...			
Syd. R. Powell	...	,, ...	750	...	2 6 10	...	...			
Jno. H. A. Porter	...	,, ...	960	...	3 0 0	...	...			
Jas. Scott	...	,, ...	960	...	3 0 0	...	...			
Danl. E. Veness	...	,, ...	960	...	3 0 0	...	...			
H. Cameron	...	,, ...	960	...	3 0 0	...	...			
Jno. Gardner	...	,, ...	960	...	3 0 0	...	...			
C. Gardner	...	,, ...	960	...	3 0 0	...	...			
J. F. & H. C. White	...	,, ...	1,656	...	5 3 6	...	...			
,,	...	,, ...	21,864	...	68 7 8	...	...			
,,	...	,, ...	13,633	...	42 12 2	...	...			
Ewen M'Lean, junr.	...	,, ...	780	...	2 8 10	...	...			
D. & J. M'Master	...	,, ...	11,010	...	34 8 2	...	...			
Edwd. White	...	,, ...	960	...	3 0 0	...	...			
Jno. Geddes	...	,, ...	960	...	3 0 0	...	...			
Grayson Porter	...	,, ...	960	...	3 0 0	...	...			
Christie Bros.	...	,, ...	840	...	2 12 6	...	...			
Geo. Binnie	...	,, ...	960	...	3 0 0	...	...			
C. W. Lawson	...	,, ...	8,836	...	27 12 6	...	...			
Andw. Town	...	,, ...	1,704	...	5 6 6	...	...			
C. P. Bayley	...	,, ...	960	...	3 0 0	...	...			
Jas. S. Smith	...	,, ...	960	...	3 0 0	...	...			
Chas. Sweeney	...	,, ...	960	...	3 0 0	...	...			
Wm. Hawkins	...	,, ...	960	...	3 0 0	...	...			
H. Mears	...	,, ...	960	...	3 0 0	...	...			
Dvd. Clout	...	,, ...	900	...	2 16 3	...	...		3 farthings.	
Jas. Muggleton	...	,, ...	960	...	3 0 0	...	...			
Alexr. M'Clelland	...	,, ...	960	...	3 0 0	...	...			
Wm. Tait Blair	...	,, ...	960	...	3 0 0	...	...			
A. S. Darby	...	,, ...	960	...	3 0 0	...	...			
Red. Coulton	...	,, ...	780	...	2 10 8	...	...			
Chas. Weaver	...	,, ...	800	...	2 10 0	...	...			
Joshua Dowe	...	,, ...	850	...	2 13 2	...	...			
,,	...	,, ...	640	...	2 0 0	...	...			
,,	...	,, ...	1,050	...	3 5 8	...	...			
,,	...	,, ...	640	...	2 0 0	...	...			
Wm. Kielefeld	...	,, ...	960	...	3 0 0	...	...			
Adam Robson	...	,, ...	960	...	3 0 0	...	...			
Chas. Steeger	...	,, ...	960	...	3 0 0	...	...			
Jas. Costelloe	...	,, ...	840	...	2 12 6	...	...			
Dnld. M'Donald	...	,, ...	780	...	2 8 10	...	...			
Jno. Schmidt	...	,, ...	960	...	3 0 0	...	...			
Wm. Donaldson	...	,, ...	960	...	3 0 0	...	...			
Isaac Settatree	...	,, ...	960	...	3 0 0	...	...			
Jas. Dewson	...	,, ...	960	...	3 0 0	...	...			
Edw. Hill	...	,, ...	834	...	2 12 2	...	...			
Jno. Donaldson	...	,, ...	960	...	3 0 0	...	...			
C. J. Woodward	...	,, ...	960	...	3 0 0	...	...			
Jno. Donaghue	...	,, ...	660	...	2 1 4	...	...			
Christopher Taylor	...	,, ...	960	...	3 0 0	...	...			
Wm. E. Taylor	...	,, ...	960	...	3 0 0	...	...			
Jno. Swain	...	,, ...	960	...	3 0 0	...	...			
Sml. Clift	...	,, ...	960	...	3 0 0	...	...			
Jph. Perritt	...	,, ...	883	...	2 15 4	...	...			
Thos. Ryan	...	,, ...	960	...	3 0 0	...	...			
Frcs. Swain, senr.	...	,, ...	960	...	3 0 0	...	...			
Stanley L. Doyle	...	,, ...	960	...	3 0 0	...	...			
Louis P. Doyle	...	,, ...	960	...	3 0 0	...	...			
Edwd. N. Doyle	...	,, ...	960	...	3 0 0	...	...			
Leslie S. Doyle	...	,, ...	960	...	3 0 0	...	...			
R. R. Hall	...	,, ...	960	...	3 0 0	...	...			
Dnl. J. Bourke	...	,, ...	960	...	3 0 0	...	...			
Thos. A. Onus	...	,, ...	725	...	2 5 0	...	...			
Clara G. Heydon	...	,, ...	960	...	3 0 0	...	...			

Name of Lessee.	Name of Run.	Name of District.	Actual Area.	Estimated Carrying Capacity of Run.	Annual Rental. £ s. d.	Old Rental and Assessment.	Date of present Tenure.	Year of Expiration of present Lease.	Average Rental per acre in each District.	General Abstract of particulars.
Macdonald and Miln	...	Tamworth	720	...	2 5 0	...	...	Annual.	3 farthings.	
Jeremiah Dunbar	...	"	960	...	3 0 0	...	...			
Alex. M'Clelland	...	"	1,110	...	3 8 10	...	...			
Willm. Ivery	...	"	960	...	3 0 0	...	...			
J. C. Darke	...	"	960	...	3 0 0	...	...			
Edwd. Ryan	...	"	960	...	3 0 0	...	...			
Thos. Hayden	...	"	960	...	3 0 0	...	...			
Ml. Ryan	...	"	960	...	3 0 0	...	...			
J. & J. H. M'Neill	...	"	960	...	3 0 0	...	...			
Amy Hutchings	...	"	960	...	3 0 0	...	...			
Thos. Hatchel	...	"	880	...	2 15 0	...	...			
John M'Coll	...	"	960	...	3 0 0	...	...			
C. Theile	...	"	720	...	2 5 0	...	...			
Wm. Sneddon	...	"	960	...	3 0 0	...	...			
Minna Schmidt	...	"	960	...	3 0 0	...	...			
A. Schmidt	...	"	960	...	3 0 0	...	...			
Hopton Urquhart	...	"	960	...	3 0 0	...	...			
Chas. Baldwin	...	"	960	...	3 0 0	...	...			
Sid. Burdekin	...	"	1,980	...	6 3 10	...	...			
Jno. Albertson	...	"	960	...	3 0 0	...	...			
Patk. Meagher	...	"	960	...	3 0 0	...	...			
J. M. L. M'Donald	...	"	960	...	3 0 0	...	...			
Chas. Kennedy	...	"	720	...	2 5 0	...	...			
A. Jackson, senr.	...	"	960	...	3 0 0	...	...			
Geo. Jackson	...	"	960	...	3 0 0	...	...			
Fanning, Griffiths, & Co.	...	"	10,080	...	31 10 0	...	...			
C. W. Lawson	...	"	3,460	...	12 6 6	...	...			
Agnes Scott	...	"	780	...	2 8 10	...	...			
Jno. Carey	...	"	324	...	1 0 3	...	...			
W. A. Chaffey	...	"	300	...	1 0 0	...	...			
"	...	"	297	...	1 0 0	...	...			
Jno. Condon	...	"	450	...	1 8 2	...	...			
"	...	"	270	...	1 0 0	...	...			
Jas. Dwyer	...	"	120	...	1 0 0	...	...			
Jas. Greer	...	"	240	...	1 0 0	...	...			
Andw. Miller	...	"	120	...	1 0 0	...	...			
Andw. Schmidt	...	"	432	...	1 7 0	...	...			
Job Simmons	...	"	360	...	1 2 6	...	...			
Wm. Mell	...	"	300	...	1 0 0	...	...			
"	...	"	600	...	1 17 6	...	...			
Mcl. Ryan	...	"	270	...	1 0 0	...	...			
Jno. Smith	...	"	360	...	1 2 6	...	...			
Frcs. Cruice	...	"	243	...	1 0 0	...	...			
Stephn. Legg	...	"	150	...	1 0 0	...	...			
W. B. Wartters	...	"	450	...	1 8 0	...	...			
Ptk. Brady	...	"	300	...	1 0 0	...	...			
Lawrence Nolan	...	"	240	...	1 0 0	...	...			
Wm. Blevin	...	"	300	...	1 0 0	...	...			
Thos. Meagher	...	"	600	...	1 17 6	...	...			
Frdk. Wilson	...	"	300	...	1 0 0	...	...			
Josa. Dowe	...	"	396	...	1 4 10	...	...			
"	...	"	120	...	1 0 0	...	...			
"	...	"	500	...	1 11 3	...	...			
"	...	"	324	...	1 0 3	...	...			
Josa. Robson	...	"	480	...	1 10 0	...	...			
Edwn. Stace	...	"	330	...	1 0 8	...	...			
Wm. Robson	...	"	300	...	1 0 0	...	...			
Thos. Pullman	...	"	300	...	1 0 0	...	...			
Ptk. Byrnes	...	"	270	...	1 0 0	...	...			
Cathe. Byrne	...	"	480	...	1 10 0	...	...			
Thos. Russ	...	"	120	...	1 0 0	...	...			
Jno. Allen	...	"	600	...	1 17 6	...	...			
Alexr. & Dvd. Hogan	...	"	300	...	1 0 0	...	...			
Jno. Garske	...	"	300	...	1 0 0	...	...			
"	...	"	270	...	1 0 0	...	...			
Archd. Manson	...	"	600	...	1 17 6	...	...			
Jas. Barnes	...	"	300	...	1 0 0	...	...			
Albry. B. Haydon	...	"	570	...	1 15 8	...	...			
Alfd. G. Haydon	...	"	150	...	1 0 0	...	...			
Matila. M Haydon	...	"	150	...	1 0 0	...	...			
W. G. Haydon	...	"	300	...	1 0 0	...	...			
Jno. Groth	...	"	300	...	1 0 0	...	...			
Edw. Denson	...	"	510	...	1 11 11	...	...			
"	...	"	450	...	1 8 2	...	...			
Wm. Settatree	...	"	120	...	1 0 0	...	...			
W. Gaske	...	"	300	...	1 0 0	...	...			
Jas. O'Neill	...	"	240	...	1 0 0	...	...			
Jas. & Wm. Hannaford	...	"	300	...	1 0 0	...	...			
Amos Davies	...	"	240	...	1 0 0	...	...			
Wm. Hutton	...	"	120	...	1 0 0	...	...			
Ewd. Wall, jur.	...	"	600	...	1 17 6	...	...			
Frd. Sipple	...	"	150	...	1 0 0	...	...			
T. Frederick	...	"	150	...	1 0 0	...	...			
J. B. Clift	...	"	480	...	1 10 0	...	...			

Name of Lessee.	Name of Run.	Name of District.	Actual Area.	Estimated Carrying Capacity of Run.	Annual Rental. £ s. d.	Old Rental and Assessment.	Date of present Tenure.	Year of Expiration p resent Lease.	Average Rental per Acre in each District.	General Abstract of particulars.
S. B. Clift	...	Tamworth	360	...	1 2 6	...	...	Annual.	3 farthings.	
Jas. Condon	...	,,	150	...	1 0 0	...	...			
Frd. Studte	...	,,	300	...	1 0 0	...	...			
Aty. Whitton	...	,,	240	...	1 0 0	...	...			
Frcs. Smith	...	,,	504	...	1 11 6	...	...			
Dvd. Benyon	...	,,	600	...	1 17 6	...	...			
C. M. Thomas	...	,,	120	...	1 0 0	...	...			
Rcd. S. O'Dell	...	,,	300	...	1 0 0	...	...			
W. J. S. & G. Clift	...	,,	153	...	1 0 0	...	...			
Chas. Chamberlain, junr.	...	,,	258	...	1 0 0	...	...			
Chas. Chamberlain, senr.	...	,,	150	...	1 0 0	...	...			
Hy. Jas. Woodley	...	,,	200	...	1 0 0	...	...			
M. Barnes	...	,,	120	...	1 0 0	...	...			
T. J. Hulton	...	,,	300	...	1 0 0	...	...			
Wm. Leard	...	,,	300	...	1 0 0	...	...			
R. Iliffe	...	,,	180	...	1 0 0	...	...			
W. Iliffe	...	,,	120	...	1 0 0	...	...			
F. Iliffe	...	,,	411	...	1 5 8	...	...			
Jno. Cooke	...	,,	300	...	1 0 0	...	...			
,,	...	,,	300	...	1 0 0	...	...			
Hry. Page	...	,,	300	...	1 0 0	...	...			
,,	...	,,	240	...	1 0 0	...	...			
,,	...	,,	180	...	1 0 0	...	...			
M'Donald & Miln	...	,,	120	...	1 0 0	...	...			
,,	...	,,	120	...	1 0 0	...	...			
W. J. Johnson	...	,,	480	...	1 10 0	...	...			
Chas. Stieger	...	,,	600	...	1 17 6	...	...			
A. S. Cameron	...	,,	600	...	1 17 6	...	...			
C. Bielefield	...	,,	302	...	1 0 0	...	...			
,,	...	,,	300	...	1 0 0	...	...			
,,	...	,,	120	...	1 0 0	...	...			
R. Mason	...	,,	300	...	1 0 0	...	...			
Ewd. Douglass	...	,,	420	...	1 6 4	...	...			
Sara Cohen	...	,,	120	...	1 0 0	...	...			
Jas. Porter	...	,,	240	...	1 0 0	...	...			
J. W. Cheesborough	...	,,	615	...	1 18 5	...	...			
,,	...	,,	120	...	1 0 0	...	...			
Jno. Maunder	...	,,	180	...	1 0 0	...	...			
,,	...	,,	180	...	1 0 0	...	...			
,,	...	,,	150	...	1 0 0	...	...			
Jno. Allsop	...	,,	300	...	1 0 0	...	...			
C. P. Gruggen (trustee of the late J. M. Loder).	...	,,	480	...	1 10 0	...	...			
Wm. Maunder	...	,,	120	...	1 0 0	...	...			
,,	...	,,	120	...	1 0 0	...	...			
,,	...	,,	120	...	1 0 0	...	...			
Wm. T. Taggart	...	,,	480	...	1 10 0	...	...			
Jph. Taggart	...	,,	200	...	1 0 0	...	...			
Mcl. Costeloe	...	,,	300	...	1 0 0	...	...			
Jas. Carey	...	,,	240	...	1 0 0	...	...			
L. M'Kennon	...	,,	480	...	1 10 0	...	...			
Wm. Maunder	...	,,	120	...	1 0 0	...	...			
,,	...	,,	240	...	1 0 0	...	...			
J. M'Donald, jun.	...	,,	240	...	1 0 0	...	...			
Ptk. M'Donald	...	,,	120	...	1 0 0	...	...			
Thos. Whiting	...	,,	600	...	1 17 6	...	...			
F. W. H. Dixon	...	,,	120	...	1 0 0	...	...			
,,	...	,,	120	...	1 0 0	...	...			
D. & J. M'Master	...	,,	600	...	1 17 6	...	...			
J. M. L. M'Donald	...	,,	240	...	1 0 0	...	...			
C. Muggleton	...	,,	300	...	1 0 0	...	...			
Levey & Cohen	...	,,	120	...	1 0 0	...	...			
Alexr. Gardiner	...	,,	480	...	1 10 0	...	...			
Athy. Wilter	...	,,	240	...	1 0 0	...	...			
J. P. Hughes	...	,,	240	...	1 0 0	...	...			
,,	...	,,	240	...	1 0 0	...	...			
Jno. Allsop	...	,,	120	...	1 0 0	...	...			
Sml. Clift	...	,,	398	...	1 5 0	...	...			
,,	...	,,	558	...	1 15 0	...	...			
Christian & Co.	...	,,	120	...	1 0 0	...	...			
,,	...	,,	120	...	1 0 0	...	...			
H. G. Farquharson	...	,,	240	...	1 0 0	...	...			
Jas. Sweeney	...	,,	420	...	1 6 4	...	...			
Job Ewbank	...	,,	200	...	1 0 0	...	...			
C. Wilson	...	,,	480	...	1 10 0	...	...			
Dld. Maclachlan	...	,,	600	...	1 17 6	...	...			
H. M'Govern	...	,,	240	...	1 0 0	...	...			
Geo. D. Porter	...	,,	480	...	1 10 0	...	...			
Wm. T. Marr	...	,,	120	...	1 0 0	...	...			
Thos. Blevin	...	,,	540	...	1 13 9	...	...			
Andw. Lowe	...	,,	120	...	1 0 0	...	...			
F. M. Weak	...	,,	120	...	1 0 0	...	...			
T. Halton	...	,,	346	...	1 1 7	...	...			
Hry. Berry	...	,,	330	...	1 0 7	...	...			

Name of Lessee.	Name of Run.	Name of District.	Actual Area.	Estimated Carrying Capacity of Run.	Annual Rental. £ s. d.	Old Rental and Assessment.	Date of present Tenure.	Year of Expiration of present Lease.	Average Rental per Acre in each District.	General Abstract of particulars.
Jno. Potts	...	Tamworth	600	...	1 17 6	...	...	Annual.	3 farthings.	
Wm. Allingham	...	,,	540	...	1 13 9	...	...			
Ewd. Haydern	...	,,	140	...	1 0 0	...	...			
Jas. Foster	...	,,	600	...	1 17 6	...	...			
Wm. Jackson	...	,,	180	...	1 0 0	...	...			
Andw. Lowe	...	,,	120	...	1 0 0	...	...			
Hry. Whitten	...	,,	420	...	1 6 3	...	...			
F. M. Weak	...	,,	300	...	1 0 0	...	...			
G. J. Moore, junr.	...	,,	450	...	1 8 2	...	...			
Wm. Jackson	...	,,	120	...	1 0 0	...	...			
,,	...	,,	120	...	1 0 0	...	...			
F. Smith	...	,,	300	...	1 0 0	...	...			
H. Smith	...	,,	450	...	1 8 2	...	...			
Jas. Plunkett	...	,,	360	...	1 2 6	...	...			
G. D. Porter	...	,,	480	...	1 10 0	...	...			
Isba. Allingham	...	,,	120	...	1 0 0	...	...			
Wm. O'Neill	...	,,	120	...	1 0 0	...	...			
Conrd. Simohenser	...	,,	450	...	1 8 2	...	...			
Chas. Owens	...	,,	600	...	1 17 6	...	...			
Chas. W. Lawson	...	,,	480	...	1 10 0	...	...			
Mcl. Arragan	...	Tumut	960	...	3 0 0	...	...			
P. B. Forster	...	,,	1,200	...	3 15 0	...	...			
Jas. Brennan	...	,,	900	...	2 16 4	...	...			
Robt. Lowther	...	,,	800	...	2 10 0	...	...			
Jas. Deanes	...	,,	960	...	3 0 0	...	...			
Jno. Bray	...	,,	640	...	2 0 0	...	...			
,,	...	,,	640	...	2 0 0	...	...			
,,	...	,,	640	...	2 0 0	...	...			
,,	...	,,	1,250	...	3 18 2	...	...			
Jno. M'Lennan	...	,,	860	...	2 13 10	...	...			
Wm. Smiles	...	,,	960	...	3 0 0	...	...			
D. & A. M'Gruer	...	,,	850	...	2 13 2	...	...			
Thos. E. Price	...	,,	960	...	3 0 0	...	...			
D. M'Kinnon	...	,,	960	...	3 0 0	...	...			
Jas. Clarke	...	,,	960	...	3 0 0	...	...			
Jno. Robertson, junr.	...	,,	680	...	2 2 6	...	...			
C. Clifford	...	,,	960	...	3 0 0	...	...			
Geo. Galvin, senr.	...	,,	960	...	3 0 0	...	...			
Ewd. Galvin	...	,,	960	...	3 0 0	...	...			
W. J. Shelley	...	,,	735	...	2 6 0	...	...			
Geo. R. Nixon	...	,,	1,440	...	4 10 0	...	...			
Wm. Bourke	...	,,	960	...	3 0 0	...	...			
Rankin Bros.	...	,,	6,402	...	20 0 4	...	...			
Chas. Guy	...	,,	780	...	2 8 10	...	...			
Thos. Wilson	...	,,	660	...	2 1 4	...	...			
Hry. French	...	,,	640	...	2 0 0	...	...			
Jas. Rouse	...	,,	960	...	3 0 0	...	...			
E. N. Rankin	...	,,	783	...	2 9 0	...	...			
Alexr. Piper	...	,,	900	...	2 16 4	...	...			
Dnl. C. Rankin	...	,,	651	...	2 0 10	...	...			
Wm. H. Calloway	...	,,	960	...	3 0 0	...	...			
Rcd. Pendergast	...	,,	960	...	3 0 0	...	...			
Robt. Stockwell	...	,,	960	...	3 0 0	...	...			
Sargood & Peterson	...	,,	960	...	3 0 0	...	...			
Jno. Richardson	...	,,	640	...	2 0 0	...	...			
Francis Beggs	...	,,	960	...	3 0 0	...	...			
James Kell	...	,,	881	...	2 15 4	...	...			
Chas. Purcell, junr.	...	,,	960	...	3 0 0	...	...			
Jno. Melrose, senr.	...	,,	720	...	2 5 0	...	...			
Thos. G. Galvin	...	,,	960	...	3 0 0	...	...			
Thos. Galvin	...	,,	960	...	3 0 0	...	...			
Jno. Widdom	...	,,	879	...	2 15 0	...	...			
P. B. Forster	...	,,	800	...	2 10 0	...	...			
Petersen & Sargood	...	,,	1,960	...	6 2 6	...	...			
Mcl. Donohoe	...	,,	150	...	1 0 0	...	...			
Ptk. Geary	...	,,	253	...	1 0 0	...	...			
Richd. Guest	...	,,	300	...	1 0 0	...	...			
Archd. M'Kinnon	...	,,	300	...	1 0 0	...	...			
Jas. Lowther	...	,,	600	...	1 17 6	...	...			
Jas. Quirk	...	,,	300	...	1 0 0	...	...			
W. J. Hammond	...	,,	360	...	1 2 6	...	...			
Martin Twohy	...	,,	123	...	1 0 0	...	...			
,,	...	,,	363	...	1 2 8	...	...			
Jno. Bray	...	,,	480	...	1 10 0	...	...			
Jas. Hore	...	,,	300	...	1 0 0	...	...			
Alexr. Piper	...	,,	480	...	1 10 0	...	...			
Jno. Dodd	...	,,	480	...	1 10 0	...	...			
Dvd. M'Lagan	...	,,	180	...	1 0 0	...	...			
Thos. Bridle	...	,,	300	...	1 0 0	...	...			
Geo. Morton	...	,,	300	...	1 0 0	...	...			
Jno. Wilkinson	...	,,	612	...	1 18 3	...	...			
Hry. Schaeffer	...	,,	150	...	1 0 0	...	...			
Chas. Byrne	...	,,	285	...	1 0 0	...	...			
Wm. Nugent	...	,,	180	...	1 0 0	...	...		3¼ farthings.	

Name of Lessee.	Name of Run.	Name of District.	Actual Area.	Estimated Carrying Capacity of Run.	Annual Rental. £ s. d.	Old Rental and Assessment.	Date of present Tenure.	Year of Expiration of present Lease.	Annual Rental per Acre in each District.	General Abstract of particulars.
Mgt. Robertson	...	Tumut	591	...	1 16 11	...	...	Annual.	3¾ farthings.	
J. M'Lennan	...	,,	603	...	1 17 8	...	...			
Jas. Lees Holt	...	,,	270	...	1 0 0	...	...			
Stphn. French	...	,,	240	...	1 0 0	...	...			
Wm. & Red. Clee	...	,,	240	...	1 0 0	...	...			
W. & R. & A. Clee	...	,,	120	...	1 0 0	...	...			
Red. Clee	...	,,	120	...	1 0 0	...	...			
Wm. Clee	...	,,	240	...	1 0 0	...	...			
Jno. Elliott, jun.	...	,,	120	...	1 0 0	...	...			
Ewd. Hartnell	...	,,	120	...	1 0 0	...	...			
E. C. Broughton	...	,,	300	...	1 0 0	...	...			
Robt. Wilson	...	,,	120	...	1 0 0	...	...			
Paul M'Gruer	...	,,	450	...	1 8 2	...	...			
M. Brennan	...	,,	120	...	1 0 0	...	...			
Jno. Ilett	...	,,	267	...	1 0 0	...	...			
Frl. Claffy	...	,,	120	...	1 0 0	...	...			
Lee. Brennan	...	,,	246	...	1 0 0	...	...			
Jas. Deans	...	,,	240	...	1 0 0	...	...			
Mcl. Donohoe	...	,,	360	...	1 2 6	...	...			
A. E. Walker	...	,,	420	...	1 6 3	...	...			
J. J. Bourke	...	,,	360	...	1 2 6	...	...			
D. S. Rankin	...	,,	417	...	1 6 1	...	...			
Jas. Kiley	...	,,	609	...	1 18 2	...	...			
Jno. Ilett, senr.	...	,,	637	...	1 19 10	...	...			
A. M'Leod	...	,,	375	...	1 3 6	...	...			
A. A. Rankin	...	,,	255	...	1 0 0	...	...			
D. & A. M'Gruer	...	,,	120	...	1 0 0	...	...			
Elias Court	...	,,	120	...	1 0 0	...	...			
Isba. Rankin	...	,,	120	...	1 0 0	...	...			
Jno. M'Kenzie	...	,,	540	...	1 13 9	...	...			
Geo. Harris	...	,,	300	...	1 0 0	...	...			
Ptk. Geary	...	,,	429	...	1 6 10	...	...			
Isba. Rankin	...	,,	120	...	1 0 0	...	...			
Jno. Hammond	...	,,	600	...	1 17 6	...	...			
Chas. Guy	...	,,	120	...	1 0 0	...	...			
Mcl. Arragan	...	,,	420	...	1 6 4	...	...			
A. Le Fevre	...	,,	420	...	1 6 4	...	...			
T. Kincally	...	,,	600	...	1 17 6	...	...			
T. Purcell	...	,,	270	...	1 0 0	...	...			
Jno. Pendergast	...	,,	450	...	1 8 1	...	...			
Red. Guest	...	,,	300	...	1 0 0	...	...			
Wm. Clee	...	,,	300	...	1 0 0	...	...			
Mcl. Geary	...	,,	300	...	1 0 0	...	...			
S. Brennan	...	,,	300	...	1 0 0	...	...			
Hry. Murphy	...	,,	105	...	1 0 0	...	...			
Hugh Naughten, jun.	...	,,	420	...	1 6 3	...	...			
Geo. Godfrey	...	,,	50	...	1 0 0	...	...			
Nic. Murphy	...	,,	40	...	1 0 0	...	...			
Jno. J. Pearce	...	,,	100	...	1 0 0	...	...			
Wm. Woodward, jun.	...	,,	600	...	1 17 6	...	...			
H. S. Watman	...	,,	240	...	1 0 0	...	...			
Wm. Beattie	...	,,	360	...	1 2 6	...	...			
Hugh M'Lary	...	,,	420	...	1 6 4	...	...			
Thos. Healey	...	,,	150	...	1 0 0	...	...			
Alex. Piper	...	,,	150	...	1 0 0	...	...			
Ptk. Naughton	...	,,	180	...	1 0 0	...	...			
C. R. P. Jephcott	...	Tumbarumba	240	...	1 0 0	...	...			
T. Blomley, jun.	...	,,	300	...	1 0 0	...	...			
Thos. Blomley	...	,,	600	...	1 17 6	...	...			
Edwn. Jephcott	...	,,	480	...	1 10 0	...	...			
,,	...	,,	480	...	1 10 0	...	...			
Basil Gray	...	,,	250	...	1 0 0	...	...			
,,	...	,,	200	...	1 0 0	...	...			
Robt. Seignior	...	,,	600	...	1 17 6	...	...			
Wm. Batson	...	,,	240	...	1 0 0	...	...			
Saml. Wilson	...	Urana	10,560	...	33 0 0	...	...			
Robt. Rand	...	,,	4,794	...	14 19 8	...	...			
,,	...	,,	11,235	...	35 2 2	...	...			
G. A. Looker	...	,,	960	...	3 0 0	...	...			
Peterson & Sargood	...	,,	3,840	...	12 0 0	...	...			
Letitia Wilson	...	,,	960	...	3 0 0	...	...			
Jas. Cochran	...	,,	960	...	3 0 0	...	...			
Watt & Thompson	...	,,	9,758	...	30 9 10	...	...			
Saml. Wilson	...	,,	1,920	...	6 0 0	...	...			
Willm. Wilson	...	,,	960	...	3 0 0	...	...			
Wm. Halliday	...	,,	13,363	...	43 15 2	...	...			
Edith M'Culloch	...	,,	960	...	3 0 0	...	...			
Minnie M'Culloch	...	,,	960	...	3 0 0	...	...			
Katie M'Culloch	...	,,	960	...	3 0 0	...	...			
Sam. M'Caughey	...	,,	7,080	...	22 2 6	...	...		3 farthings.	
Edith E. Jackson	...	,,	960	...	3 0 0	...	...			
Geo. H. Jackson	...	,,	960	...	3 0 0	...	...			
Peterson & Sargood	...	,,	2,100	...	6 11 4	...	...			
Lucy M. Brown	...	,,	960	...	3 0 0	...	..			

Name of Lessee.	Name of Run.	Name of District.	Actual Area.	Estimated Carrying Capacity of Run.	Annual Rental. £ s. d.	Old Rental and Assessment.	Date of present Tenure.	Year of Expiration of present Lease.	Average Rental per Acre in each District.	General Abstract of particulars.
Wm. Halliday	...	Urana	960	...	3 0 0	...	...	Annual.		
Launcelot Ryan	...	,,	1,500	...	4 13 8	...	...			
Launcelot Ryan, junr.	...	,,	960	...	3 0 0	...	...			
New Zealand & Australian Land Co. of Glasgow (Limited).	...	,,	35,053	...	109 10 10	...	...			
Lyell & Simpson	...	,,	1,100	...	3 8 10	...	...			
Robt. Rand	...	,,	4,562	...	14 5 2	...	...			
Saml. Young	...	,,	960	...	3 0 0	...	...			
Jas. Callaghan	...	,,	960	...	3 0 0	...	...			
Jno. Wilson	...	,,	1,920	...	6 0 0	...	...			
Henry Mason	...	,,	960	...	3 0 0	...	...			
Jas. Cochran	...	,,	5,700	...	15 18 10	...	...			
Danl. Clancey	...	,,	960	...	3 0 0	...	...			
Geo. Moffat	...	,,	960	...	3 0 0	...	...			
H. Moffat	...	,,	960	...	3 0 0	...	...			
Robt. Moffat	...	,,	960	...	3 0 0	...	...			
Agnes Moffat	...	,,	960	...	3 0 0	...	...			
Lyell & Simpson	...	,,	6,160	...	19 4 0	...	...			
Robt. Rand	...	,,	300	...	1 0 0	...	...			
,,	...	,,	324	...	1 0 3	...	...			
,,	...	,,	150	...	1 0 0	...	...			
,,	...	,,	615	...	1 18 5	...	...			
Wm. J. Verdon	...	,,	555	...	1 14 8	...	...			
Rd. Guest	...	,,	300	...	1 0 0	...	...			
Summer & Faed	...	,,	600	...	1 17 6	...	...		3 farthings.	
Peterson & Sargood	...	,,	480	...	1 10 0	...	...			
,,	...	,,	480	...	1 10 0	...	...			
Jas. Browne	...	,,	399	...	1 4 11	...	...			
Robt. Rand	...	,,	140	...	1 0 0	...	...			
Petersen & Sargood	...	,,	150	...	1 0 0	...	...			
Chas. K'Kinnon	...	,,	368	...	1 3 0	...	...			
Robt. Laver	...	,,	600	...	1 17 6	...	...			
Frd. Purcell	...	,,	300	...	1 0 0	...	...			
Launcelot Ryan	...	,,	150	...	1 0 0	...	...			
Grace Ryan	...	,,	300	...	1 0 0	...	...			
Mary A. Driscoll	...	,,	427	...	1 6 8	...	...			
Robt. Driscoll	...	,,	427	...	1 6 8	...	...			
Robt. Rand	...	,,	120	...	1 0 0	...	...			
,,	...	,,	150	...	1 0 0	...	...			
Lyell & Simpson	...	,,	480	...	1 10 0	...	...			
,,	...	,,	395	...	1 4 8	...	...			
Jph. Kirby	...	,,	240	...	1 0 0	...	...			
Robt. Rand	...	,,	606	...	1 17 10	...	...			
Wm. Day	...	,,	606	...	1 17 10	...	...			
Eth. Ryan	...	,,	600	...	1 17 6	...	...			
Mary Ryan	...	,,	300	...	1 0 0	...	...			
A. Crawford, senr.	...	,,	600	...	1 17 6	...	...			
C. U. D. Schrader	...	Walcha	660	...	2 1 0	...	...			
Dvd. Fletcher	...	,,	900	...	2 16 4	...	...			
Ewd. Roberts	...	,,	531	...	1 13 2	...	...			
Boulton & Bell	...	,,	63	...	1 0 0	...	...			
,,	...	,,	180	...	1 0 0	...	...			
,,	...	,,	60	...	1 0 0	...	...			
,,	...	,,	69	...	1 0 0	...	...			
,,	...	,,	60	...	1 0 0	...	...			
,,	...	,,	60	...	1 0 0	...	...			
,,	...	,,	60	...	1 0 0	...	...			
James Steel, senr.	...	,,	960	...	3 0 0	...	...			
Rl. Steel	...	,,	960	...	3 0 0	...	...			
Geo. R. Gill	...	,,	11,517	...	36 0 3	...	...			
W. J. M'Gilliwary	...	,,	960	...	3 0 0	...	...			
Jno. Bazeley	...	,,	960	...	3 0 0	...	...			
Jno. de V. Lamb	...	Windeyer	640	...	2 0 0	...	...			
,,	...	,,	640	...	2 0 0	...	...			
,,	...	,,	960	...	3 0 0	...	...			
,,	...	,,	640	...	2 0 0	...	...			
E. C. Close	...	Wollombi	700	...	2 3 9	...	...			
,,	...	,,	700	...	2 3 9	...	...			
Jno. Wamsley	...	,,	960	...	3 0 0	...	...			
M. G. Thompson	...	,,	860	...	2 13 9	...	...			
E. A. Doyle	...	,,	1,280	...	4 0 0	...	...			
Geo. Sternbeck, senr.	...	,,	640	...	2 0 0	...	...			
Thos. Cogney	...	,,	366	...	1 2 11	...	...			
Jno. T. Harris	...	,,	120	...	1 0 0	...	...			
Richd. Harris	...	,,	120	...	1 0 0	...	...			
Wm. J. Harris	...	,,	120	...	1 0 0	...	...			
Jno. J. Medhurst	...	,,	120	...	1 0 0	...	...			
Geo. T. Medhurst	...	,,	120	...	1 0 0	...	...			
Ewd. W. Medhurst	...	,,	120	...	1 0 0	...	...			
Jno. Schofield	...	Windsor	42½	...	1 0 0	...	...		5¾d.	
Thos. Tunken	...	Wentworth	252	...	1 0 0	...	...		3¼ frgs.	
Ed. J. Sparke	...	Walgett	120	...	1 0 0	...	...			
Jas. Kerr	...	,,	240	...	1 0 0	...	...		1½d.	
,,	...	,,	150	...	1 0 0	...	...			
Jas. Shanahan	...	Wollongong	300	...	1 0 0	...	...		3 frhgs	

Name of Lessee.	Name of Run.	Name of District.	Actual Area.	Estimated Carrying Capacity of Run.	Annual Rental.	Old Rental and Assessment.	Date of present Tenure.	Year of Expiration of present Lease.	Average Rental per acre in each District.	General Abstract of particulars.
					£ s. d.					
Thos. Terry	...	Wagga Wagga	840	...	2 12 6	...	..			
A. A. M'Neill	...	,,	960	...	3 0 0	...	...			
,,	...	,,	1,152	...	3 12 0	...	...			
,,	...	,,	960	...	3 0 0	...	...			
,,	...	,,	669	...	2 12 0	...	...			
J. W. Chapman	...	,,	954	...	2 19 8	...	...			
Holmes, White, & Co.	...	,,	700	...	2 3 10	...	...			
,,	...	,,	640	...	2 0 0	...	...			
,,	...	,,	640	...	2 0 0	...	...			
,,	...	,,	819	...	2 11 4	...	...			
,,	...	,,	960	...	3 0 0	...	...			
,,	...	,,	960	...	3 0 0	...	...			
Thos. Jones	...	,,	960	...	3 0 0	...	...			
Jno. Shea	...	,,	810	...	2 10 10	...	...			
L. S. Meurant	...	,,	960	...	3 0 0	...	...			
L. Meurant	...	,,	960	...	3 0 0	...	...			
C. H. Morgan	...	,,	960	...	3 0 0	...	...			
Hry. Morgan	...	,,	960	...	3 0 0	...	...			
F. W. Morgan	...	,,	960	...	3 0 0	...	...			
E. E. A. Bear	...	,,	960	...	3 0 0	...	...			
H. T. Bear	...	,,	960	...	3 0 0	...	...			
G. J. Mulholland	...	,,	960	...	3 0 0	...	...			
Robt. Bardsley	...	,,	960	...	3 0 0	...	...			
Jno. Williams	...	,,	960	...	3 0 0	...	...			
Andw. Leitch	...	,,	960	...	3 0 0	...	...			
Wm. M'Nickle	...	,,	960	...	3 0 0	...	...			
Sml. Croft, junr	...	,,	960	...	3 0 0	...	...			
Osborne & Leitch	...	,,	960	...	3 0 0	...	...			
,,	...	,,	960	...	3 0 0	...	...			
,,	...	,,	960	...	3 0 0	...	...			
,,	...	,,	960	...	3 0 0	...	...			
,,	...	,,	1,116	...	3 9 9	...	...			
,,	...	,,	1,000	...	3 2 6	...	...			
,,	...	,,	640	...	2 0 0	...	...			
,,	...	,,	880	...	2 15 0	...	...			
,,	...	,,	644	...	2 0 4	...	...			
,,	...	,,	640	...	2 0 0	...	...			
,,	...	,,	1,188	...	3 14 4	...	...			
,,	...	,,	640	...	2 0 0	...	...			
,,	...	,,	640	...	2 0 0	...	...			
,,	...	,,	640	...	2 0 0	...	...			
,,	...	,,	880	...	2 15 0	...	...			
,,	...	,,	880	...	2 15 0	...	...			
,,	...	,,	880	...	2 15 0	...	...			
Sml. Jno. Croft	...	,,	960	...	3 0 0	...	...			
Wm. M'Entyre	...	,,	732	...	2 5 10	...	...			
Josh. Callaghan	...	,,	960	...	3 0 0	...	...			
Jas. Connell	...	,,	960	...	3 0 0	...	...			
Saml. Abbott	...	,,	960	...	3 0 0	...	...			
Wm. Abbott	...	,,	960	...	3 0 0	...	...			
Robt. Fresilian	...	,,	960	...	3 0 0	...	...			
D. Cameron	...	,,	960	...	3 0 0	...	...			
Angus Cameron	...	,,	960	...	3 0 0	...	...			
M'Culloch & Sellar	...	,,	640	...	2 0 0	...	...			
,,	...	,,	960	...	3 0 0	...	...			
,,	...	,,	1,100	...	3 8 10	...	...			
,,	...	,,	640	...	2 0 0	...	...			
,,	...	,,	720	...	2 5 0	...	...			
,,	...	,,	640	...	2 0 0	...	...			
,,	...	,,	640	...	2 0 0	...	...			
,,	...	,,	640	...	2 0 0	...	...			
,,	...	,,	640	...	2 0 0	...	...			
,,	...	,,	640	...	2 0 0	...	...			
,,	...	,,	640	...	2 0 0	...	...			
,,	...	,,	1,120	...	3 10 0	...	...			
,,	...	,,	640	...	2 0 0	...	...			
,,	...	,,	640	...	2 0 0	...	...			
Jno. Sullivan	...	,,	648	...	2 0 6	...	...			
Geo. Sproule	...	,,	960	...	3 0 0	...	...			
Mary Sproule	...	,,	960	...	3 0 0	...	...			
Fanny Sproule	...	,,	960	...	3 0 0	...	...			
Owen Hilly	...	,,	900	...	2 16 4	...	...			
T. J. Fitzpatrick	...	,,	960	...	3 0 0	...	...			
Alex. Davidson	...	,,	960	...	3 0 0	...	...			
,,	...	,,	960	...	3 0 0	...	...			
M. Callaghan	...	,,	960	...	3 0 0	...	...			
Hry. Harris	...	,,	750	...	2 6 10	...	...			
W. P. Faithfull	...	,,	3,537	...	11 1 2	...	...			
Wm. Burgiss	...	,,	960	...	3 0 0	...	...			
Jas. Devlin	...	,,	1,758	...	5 9 10	...	...			
Beresford W. Bear	...	,,	960	...	3 0 0	...	...			
Robt. Rand	...	,,	5,811	...	18 3 6	...	...			
,,	...	,,	1,200	...	3 15 0	...	...			
Sumner & Faed	...	,,	1,920	...	6 0 0	...	...			
Gottleib Halbisch, jun.	...	,,	745	...	2 6 4	...	...	Annual.	3 farthings.	

Name of Lessee.	Name of Run.	Name of District.	Actual Area.	Estimated Carrying Capacity of Run.	Annual Rental. £ s. d.	Old Rental and Assessment.	Date of present Tenure.	Year of Expiration of present Lease.	Average Rental per Acre in each District.	General Abstract of particulars.
Jno. Lupton	...	Wagga Wagga	640	...	2 0 0	...	...			
E. E. Lupton	...	,,	960	...	3 0 0	...	...			
J. W. Wells	...	,,	960	...	3 0 0	...	...			
Wm. Semple	...	,,	951	...	2 19 4	...	...			
,,	...	,,	960	...	3 0 0	...	...			
Jno. M'Farlane	...	,,	960	...	3 0 0	...	...			
Ewd. Noonan	...	,,	960	...	3 0 0	...	...			
Annie Leitch	...	,,	960	...	3 0 0	...	...			
Charlotte Leitch	...	,,	960	...	3 0 0	...	...			
Richd. Thomas	...	,,	843	...	2 12 10	...	...			
Sml. Henning	...	,,	960	...	3 0 0	...	...			
Benjn. Henning	...	,,	960	...	3 0 0	...	...			
Thos. Mate	...	,,	717	...	2 4 10	...	...			
Jno. Rand	...	,,	640	...	2 0 0	...	...			
E. W. Westby	...	,,	960	...	3 0 0	...	...			
Osborn and Leitch	...	,,	7,751	...	24 4 6	...	...			
Robt. Rand	...	,,	8,357	...	26 2 4	...	...			
Abrm. Booth	...	,,	960	...	3 0 0	...	...			
Ptk. O'Mara	...	,,	960	...	3 0 0	...	...			
Blanche E. Morgan	...	,,	960	...	3 0 0	...	...			
Jas. Curtin	...	,,	960	...	3 0 0	...	...			
Richd. J. Gilman	...	,,	960	...	3 0 0	...	...			
,,	...	,,	1,850	...	5 15 8	...	...			
,,	...	,,	960	...	3 0 0	...	...			
Thos. H. Mate	...	,,	4,750	...	14 16 10	...	...			
Ptk. Hogan	...	,,	960	...	3 0 0	...	...			
F. J. Roberts	...	,,	960	...	3 0 0	...	...			
J. A. Flood	...	,,	960	...	3 0 0	...	...			
Jno. and Chas. Nixon	...	,,	1,260	...	3 18 10	...	...			
R. F. Horsley	...	,,	960	...	3 0 0	...	...			
Hry. G. Lintott	...	,,	1,876	...	6 2 4	...	...			
Chas. Nixon	...	,,	960	...	3 0 0	...	...			
Jane Lord	...	,,	660	...	2 1 4	...	...			
Jno. Nixon	...	,,	960	...	3 0 0	...	...			
Ronald and M'Bain	...	,,	1,090	...	3 18 2	...	...			
Blackwood and Ibbotson	...	,,	1,920	...	6 0 0	...	...			
R. P. M'Cartney	...	,,	960	...	3 0 0	...	...			
M. Martney	...	,,	960	...	3 0 0	...	...			
B. Kenny	...	,,	960	...	3 0 0	...	...			
J. H. Lupton	...	,,	960	...	3 0 0	...	...			
E. E. Lupton	...	,,	960	...	3 0 0	...	...			
S. A. Lupton	...	,,	960	...	3 0 0	...	...			
Jno. Ritchie	...	,,	960	...	3 0 0	...	...			
Chas. Delarue	...	,,	960	...	3 0 0	...	...			
Geo. Layton	...	,,	960	...	3 0 0	...	...			
F. C. Lupton	...	,,	960	...	3 0 0	...	...			
Hammond and Johnstone	...	,,	720	...	2 5 0	...	...			
Jno. O'Donnell	...	,,	960	...	3 0 0	...	...			
Jno. Mulcurra	...	,,	960	...	3 0 0	...	...			
Louis Gormly	...	,,	960	...	3 0 0	...	...			
Jas. Gormly	...	,,	960	...	3 0 0	...	...			
Ptk. Troy	...	,,	960	...	3 0 0	...	...			
Alexr. M'Kenzie	...	,,	960	...	3 0 0	...	...			
H. S. Seaborn	...	,,	840	...	2 12 6	...	...			
B. J. Ryder	...	,,	960	...	3 0 0	...	...			
Andw. Smith	...	,,	960	...	3 0 0					
Jno. Breed	...	,,	990	...	3 1 8	...	...			
Jas. J. Rudd	...	,,	2,913	...	9 2 2	...	...			
Devlin and Son	...	,,	1,770	...	5 10 7	...	...			
F. J. Williamson	...	,,	960	...	3 0 0	...	...			
T. M. Holdforth	...	,,	960	...	3 0 0	...	...			
Alex. Jarvis	...	,,	960	...	3 0 0	...	...			
Donald M'Donald	...	,,	960	...	3 0 0	...	...			
Annie Cox	...	,,	960	...	3 0 0	...	...			
Michael Maloney	...	,,	960	...	3 0 0	...	...			
David Gormley	...	,,	960	...	3 0 0	...	...			
Jas. Murray	...	,,	960	...	3 0 0	...	...			
W. D. M'Cartney	...	,,	960	...	3 0 0	...	...			
Jas. Graham	...	,,	723	...	2 5 2	...	...			
A. Booth	...	,,	4,821	...	15 1 4	...	...			
Osborne and Leitch	...	,,	5,493	...	17 3 3	...	...			
E. W. and A. A. Westby	...	,,	1,200	...	3 15 0	...	...			
Joseph Willis	...	,,	960	...	3 0 0	...	...			
Hammond and Johnstone	...	,,	5,234	...	16 7 2	...	...			
J. T. King	...	,,	960	...	3 0 0	...	...			
Geo. Lintott	...	,,	810	...	2 10 8	...	...			
Patk. Nugent	...	,,	642	...	2 0 2	...	...			
Ada M. Fennell	...	,,	750	...	2 6 11	...	...			
Frances Walton	...	,,	968	...	3 0 0	...	...			
Patk. Fennell	...	,,	840	...	2 12 6	...	...			
Jno. Holloway	...	,,	7,840	...	24 10 0	...	...			
Mary Robertson	...	,,	960	...	3 0 0	...	...			
S. H. Robertson	...	,,	960	...	3 0 0	...	...			
W. G. Robertson	...	,,	960	...	3 0 0	...	...			

Annual.

3 farthings.

Name of Lessee.	Name of Run.	Name of District.	Actual Area.	Estimated Carrying Capacity of Run.	Annual Rental. £ s. d.	Old Rental and Assessment.	Date of present Tenure.	Year of Expiration of present Lease.	Average Rental per Acre in each District.	General Abstract of particulars.
Ann Robertson	...	Wagga Wagga...	960	...	3 0 0	...	...			
H. Morgan	...	,, ...	960	...	3 0 0	...	...			
Jno. O'Brien	...	,, ...	960	...	3 0 0	...	...			
A. Devlin	...	,, ...	900	...	2 16 3	...	...			
B. M'Namara	...	,, ...	660	...	2 1 4	...	...			
S. Nelson	...	,, ...	960	...	3 0 0	...	...			
Chas. Elridge	...	,, ...	960	...	3 0 0	...	...			
Jno. Cox	...	,, ...	959	...	2 19 11	...	...			
E. W. Wistby	...	,, ...	1,920	...	6 0 0	...	...			
W. S. King	...	,, ...	960	...	3 0 0	...	...			
Jno. Cheney	...	,, ...	360	...	1 2 6	...	...			
Robt. Cheney	...	,, ...	480	...	1 10 0	...	...			
Stephn. Kennedy	...	,, ...	249	...	1 0 0	...	...			
A. & A. M'Neill	...	,, ...	135	...	1 0 0	...	...			
Holmes, White, & Co.	...	,, ...	120	...	1 0 0	...	...			
Thos. Wennell	...	,, ...	597	...	1 17 4	...	...			
Angus M'Kinnon	...	,, ...	600	...	1 17 6	...	...			
Hry. Hurst, junr.	...	,, ...	243	...	1 0 0	...	...			
Robt. Cheney	...	,, ...	258	...	1 0 0	...	...			
Jas. R. Strachan	...	,, ...	600	...	1 17 6	...	...			
Annie Sproule	...	,, ...	300	...	1 0 0	...	...			
Wm. Angel	...	,, ...	423	...	1 6 6	...	...			
Jno. Hurst	...	,, ...	297	...	1 0 0	...	...			
,,	...	,, ...	120	...	1 0 0	...	...			
Robt. Johnstone	...	,, ...	600	...	1 17 6	...	...			
Hugh Graham	...	,, ...	177	...	1 0 0	...	...			
,,	...	,, ...	392	...	1 4 6	...	...			
Wltr. M'Nickle	...	,, ...	337	...	1 1 1	...	...			
Andw. M'Nickle	...	,, ...	608	...	1 18 0	...	...			
Frdk. Abbott	...	,, ...	315	...	1 0 0	...	...			
Wm. Comans	...	,, ...	252	...	1 0 0	...	...			
W. F. Comans	...	,, ...	360	...	1 2 6	...	...			
Wm. Paterson	...	,, ...	499	...	1 11 2	...	...			
Robt. Dunn	...	,, ...	360	...	1 2 6	...	...			
Geo. Waye	...	,, ...	150	...	1 0 0	...	...			
Chas. Hunt	...	,, ...	240	...	1 0 0	...	...			
H. Payne	...	,, ...	600	...	1 17 6	...	...			
Jas. W. Pike	...	,, ...	300	...	1 0 0	...	...			
Ptk. Kennedy	...	,, ...	370	...	1 3 2	...	...			
Jas. Nugent	...	,, ...	150	...	1 0 0	...	...			
Jno. Cheney	...	,, ...	120	...	1 0 0	...	...			
Jno. Cheney, junr.	...	,, ...	324	...	1 0 4	...	...			
Hry. Cheney	...	,, ...	360	...	1 2 6	...	...			
E. Brown	...	,, ...	441	...	1 7 8	...	...			
E. A. Brown	...	,, ...	582	...	1 16 6	...	...			
Robt. Rand	...	,, ...	480	...	1 10 0	...	...			
,,	...	,, ...	240	...	1 0 0	...	...			
,,	...	,, ...	541	...	1 13 10	...	...			
,,	...	,, ...	480	...	1 10 0	...	...			
Jno. Luck, junr.	...	,, ...	330	...	1 0 8	...	...			
E. J. Leitch	...	,, ...	531	...	1 13 2	...	...			
M. Semple	...	,, ...	450	...	1 8 2	...	...			
Osborne & Leitch	...	,, ...	360	...	1 2 6	...	...			
,,	...	,, ...	495	...	1 10 11	...	...			
,,	...	,, ...	160	...	1 0 0	...	...			
,,	...	,, ...	279	...	1 0 0	...	...			
,,	...	,, ...	390	...	1 4 5	...	...			
F. Willis	...	,, ...	150	...	1 0 0	...	...			
Jas. Brown	...	,, ...	292	...	1 0 0	...	...			
J. Ryan	...	,, ...	600	...	1 17 6	...	...			
W. Gymour	...	,, ...	300	...	1 0 0	...	...			
Geoff. Whelan	...	,, ...	300	...	1 0 0	...	...			
Chas. M'Kinnon	...	,, ...	360	...	1 2 6	...	...			
Jno. Swaysland	...	,, ...	360	...	1 2 6	...	...			
Sml. Angel	...	,, ...	300	...	1 0 0	...	...			
Robt. Rand	...	,, ...	450	...	1 8 2	...	...			
,,	...	,, ...	450	...	1 8 2	...	...			
,,	...	,, ...	150	...	1 0 0	...	...			
,,	...	,, ...	150	...	1 0 0	...	...			
Abrm. Staggs	...	,, ...	360	...	1 2 6	...	...			
Jacob Staggs	...	,, ...	120	...	1 0 0	...	...			
Ptk. J. Hartnett	...	,, ...	540	...	1 13 10	...	...			
F. J. Abbott	...	,, ...	243	...	1 0 0	...	...			
W. S. Lee	...	,, ...	180	...	1 0 0	...	...			
Frcs. Sheehan	...	,, ...	600	...	1 17 6	...	...			
Jas. Nugent	...	,, ...	306	...	1 0 0	...	...			
Andw. M'Intyre	...	,, ...	240	...	1 0 0	...	...			
Robt. Dunn	...	,, ...	120	...	1 0 0	...	...			
,,	...	,, ...	123	...	1 0 0	...	...			
Annie Sproule	...	,, ...	180	...	1 0 0	...	...			
R. B. R. & J. M'Bain	...	,, ...	384	...	1 4 0	...	...			
M. Patterson, senr.	...	,, ...	510	...	1 11 11	...	...			
Jno. Williams	...	,, ...	285	...	1 0 0	...	...			
Jno. Dunn	...	,, ...	360	...	1 2 6	...	...	Annual.	3 farthings.	

Name of Lessee.	Name of Run.	Name of District.	Actual Area.	Estimated Carrying Capacity of Run.	Annual Rental. £ s. d.	Old Rental and Assessment.	Date of present Tenure.	Year of Expiration of present Lease.	Average Rental per Acre in each District.	General Abstract of particulars.
Ewd. Rynehart	...	Wagga Wagga...	266	...	1 0 0	...	...	Annual.	3 farthings.	
J. A. Lockett	...	,, ...	150	...	1 0 0	...	...			
F. Lintott	...	,, ...	240	...	1 0 0	...	...			
G. J. Mulholland	...	,, ...	480	...	1 10 0	...	...			
Ronald and M'Bain	...	,, ...	270	...	1 0 0	...	...			
	...	,, ...	600	...	1 17 6	...	...			
Robt. M. Greig	...	,, ...	600	...	1 17 6	...	...			
Alice Gormly	...	,, ...	600	...	1 17 6	...	...			
Wltr. Gormly	...	,, ...	600	...	1 17 6	...	...			
Jph. Gormly	...	,, ...	600	...	1 17 6	...	...			
Wm. Dogherty	...	,, ...	480	...	1 10 0	...	...			
Jas. M'Lean	...	,, ...	240	...	1 0 0	...	...			
Jno. Breed	...	,, ...	300	...	1 0 0	...	...			
T. W. O'Driscoll	...	,, ...	426	...	1 6 8	...	...			
R. J. Gilman	...	,, ...	180	...	1 0 0	...	...			
Wm. Jones	...	,, ...	420	...	1 6 4	...	...			
Mary Ryan	...	,, ...	468	...	1 9 4	...	...			
Thos. Fitzpatrick	...	,, ...	120	...	1 0 0	...	...			
Ronald and M'Bain	...	,, ...	360	...	1 2 6	...	...			
Isabella Gaboin	...	,, ...	480	...	1 10 0	...	...			
Jno. Lupton	...	,, ...	120	...	1 0 0	...	...			
R. Fry	...	,, ...	240	...	1 0 0	...	...			
R. J. Gilman	...	,, ...	543	...	1 14 0	...	...			
J. J. Rudd	...	,, ...	300	...	1 0 0	...	...			
Mel. Bourke	...	,, ...	337	...	1 1 1	...	...			
W. O'Donnell	...	,, ...	480	...	1 10 0	...	...			
Ptk. Croak	...	,, ...	390	...	1 4 6	...	...			
Frcs. Lindon	...	,, ...	600	...	1 17 6	...	...			
Thos. M'Cauley	...	,, ...	600	...	1 17 6	...	...			
Jno. Flannigan	...	,, ...	420	...	1 6 4	...	...			
Jas. Flanigan	...	,, ...	240	...	1 0 0	...	...			
Geo. Macdonnell	...	,, ...	120	...	1 0 0	...	...			
,,	...	,, ...	336	...	1 1 4	...	...			
Osborne and Leitch	...	,, ...	480	...	1 10 0	...	...			
Frd. Davis	...	,, ...	303	...	1 0 0	...	...			
M. A. Hartnett	...	,, ...	540	...	1 13 9	...	...			
P. J. Hartnett	...	,, ...	420	...	1 6 3	...	...			
Jno. G. Walsh	...	,, ...	600	...	1 17 6	...	...			
Reuben Hannan	...	,, ...	120	...	1 0 0	...	...			
Albt. Jenkins	...	,, ...	150	...	1 0 0	...	...			
Andw. M'Nair	...	,, ...	360	...	1 2 6	...	...			
R. J. Gilman	...	,, ...	252	...	1 0 0	...	...			
,,	...	,, ...	324	...	1 0 3	...	...			
,,	...	,, ...	240	...	1 0 0	...	...			
Jas. Baker	...	,, ...	510	...	1 11 11	...	...			
Wm. Williams	...	,, ...	360	...	1 2 6	...	...			
Wm. F. Comans	...	,, ...	360	...	1 2 6	...	...			
Hammond and Johnstone	...	,, ...	282	...	1 0 0	...	...			
Chas. Edgehill	...	,, ...	360	...	1 2 6	...	...			
A. S. Tompson	...	,, ...	150	...	1 0 0	...	...			
Jas. Hollance	...	,, ...	120	...	1 0 0	...	...			
Robt. Dunn	...	,, ...	240	...	1 0 0	...	...			
R. J. Dunn	...	,, ...	360	...	1 2 6	...	...			
Ewd. Ingram	...	,, ...	150	...	1 0 0	...	...			
Jph. Aarons, junr.	...	Wellington	1,200	...	3 15 0	...	...			
,,	...	,, ...	1,140	...	3 11 3	...	...			
,,	...	,, ...	640	...	2 0 0	...	...			
,,	...	,, ...	640	...	2 0 0	...	...			
,,	...	,, ...	640	...	2 0 0	...	...			
,,	...	,, ...	640	...	2 0 0	...	...			
,,	...	,, ...	640	...	2 0 0	...	...			
,,	...	,, ...	640	...	2 0 0	...	...			
,,	...	,, ...	640	...	2 0 0	...	...			
,,	...	,, ...	640	...	2 0 0	...	...			
,,	...	,, ...	640	...	2 0 0	...	...			
,,	...	,, ...	640	...	2 0 0	...	...			
,,	...	,, ...	640	...	2 0 0	...	...			
,,	...	,, ...	640	...	2 0 0	...	...			
,,	...	,, ...	640	...	2 0 0	...	...			
,,	...	,, ...	640	...	2 0 0	...	...			
,,	...	,, ...	700	...	2 3 9	...	...			
,,	...	,, ...	960	...	3 0 0	...	...			
,,	...	,, ...	640	...	2 0 0	...	...			
,,	...	,, ...	640	...	2 0 0	...	...			
,,	...	,, ...	640	...	2 0 0	...	...			
,,	...	,, ...	640	...	2 0 0	...	...			
,,	...	,, ...	1,200	...	3 15 0	...	...			
,,	...	,, ...	640	...	2 0 0	...	...			
,,	...	,, ...	1,200	...	3 15 0	...	...			
,,	...	,, ...	960	...	3 0 0	...	...			
,,	...	,, ...	740	...	2 6 3	...	...			
,,	...	,, ...	740	...	2 6 3	...	...			
,,	...	,, ...	720	...	2 5 0	...	...			
,,	...	,, ...	640	...	2 0 0	...	...			
Chas. Brady	...	,, ...	640	...	2 0 0	...	...			

Name of Lessee.	Name of Run.	Name of District.	Actual Area.	Estimated Carrying Capacity of Run.	Annual Rental. £ s. d.	Old Rental and Assessment.	Date of present Tenure.	Year of Expiration of present Lease.	Average Rental per Acre in each District.	General Abstract of particulars.
Chas. Brady	...	Wellington	640	...	2 0 0	...	...	Annual.	3 farthings.	
"	...	"	640	...	2 0 0	...	...			
"	...	"	1,100	...	3 8 10	...	...			
"	...	"	1,120	...	3 10 0	...	...			
"	...	"	1,120	...	3 10 0	...	...			
Hy. Blunden	...	"	640	...	2 0 0	...	...			
"	...	"	640	...	2 0 0	...	...			
"	...	"	750	...	2 6 11	...	...			
Chas. Brady	...	"	1,340	...	4 3 4	...	...			
R. T. B. Gaden	...	"	700	...	2 3 9	...	...			
"	...	"	700	...	2 3 9	...	...			
"	...	"	720	...	2 5 0	...	...			
"	...	"	1,000	...	3 2 6	...	...			
"	...	"	640	...	2 0 0	...	...			
"	...	"	640	...	2 0 0	...	...			
"	...	"	720	...	2 5 0	...	...			
"	...	"	640	...	2 0 0	...	...			
"	...	"	720	...	2 5 0	...	...			
H. Hannelly	...	"	640	...	2 0 0	...	...			
Thos. Kite	...	"	640	...	2 0 0	...	...			
"	...	"	640	...	2 0 0	...	...			
"	...	"	640	...	2 0 0	...	...			
"	...	"	640	...	2 0 0	...	...			
"	...	"	1,150	...	3 12 0	...	...			
"	...	"	640	...	2 0 0	...	...			
"	...	"	640	...	2 0 0	...	...			
"	...	"	1,050	...	3 5 8	...	...			
"	...	"	640	...	2 0 0	...	...			
"	...	"	640	...	2 0 0	...	...			
"	...	"	900	...	2 16 4	...	...			
"	...	"	640	...	2 0 0	...	...			
"	...	"	700	...	2 3 10	...	...			
"	...	"	700	...	2 3 10	...	...			
"	...	"	640	...	2 0 0	...	...			
"	...	"	640	...	2 0 0	...	...			
"	...	"	1,100	...	3 8 10	...	...			
"	...	"	960	...	3 0 0	...	...			
Mcl. Lahey	...	"	640	...	2 0 0	...	...			
"	...	"	640	...	2 0 0	...	...			
"	...	"	1,000	...	3 2 6	...	...			
"	...	"	640	...	2 0 0	...	...			
"	...	"	640	...	2 0 0	...	...			
"	...	"	640	...	2 0 0	...	...			
"	...	"	640	...	2 0 0	...	...			
C. B. Lowe	...	"	640	...	2 0 0	...	...			
"	...	"	640	...	2 0 0	...	...			
"	...	"	1,200	...	3 15 0	...	...			
Thos. Marsden	...	"	640	...	2 0 0	...	...			
"	...	"	1,240	...	3 17 8	...	...			
H. S. Burns & A. K. M'Kenzie	...	"	1,060	...	3 6 3	...	...			
"	...	"	640	...	2 0 0	...	...			
"	...	"	900	...	2 16 4	...	...			
C. Newton Bros. & Co.	...	"	984	...	3 1 6	...	...			
Edwin Rouse	...	"	640	...	2 0 0	...	...			
"	...	"	640	...	2 0 0	...	...			
"	...	"	640	...	2 0 0	...	...			
Robt. Smith	...	"	640	...	2 0 0	...	...			
"	...	"	640	...	2 0 0	...	...			
Frcs. Smith	...	"	640	...	2 0 0	...	...			
"	...	"	640	...	2 0 0	...	...			
"	...	"	640	...	2 0 0	...	...			
"	...	"	640	...	2 0 0	...	...			
"	...	"	640	...	2 0 0	...	...			
"	...	"	640	...	2 0 0	...	...			
F. C. Suttor	...	"	850	...	2 13 2	...	...			
"	...	"	640	...	2 0 0	...	...			
"	...	"	640	...	2 0 0	...	...			
"	...	"	640	...	2 0 0	...	...			
"	...	"	960	...	3 0 0	...	...			
"	...	"	850	...	2 13 2	...	...			
W. H. Suttor	...	"	1,000	...	3 2 6	...	...			
"	...	"	640	...	2 0 0	...	...			
"	...	"	640	...	2 0 0	...	...			
"	...	"	640	...	2 0 0	...	...			
"	...	"	640	...	2 0 0	...	...			
"	...	"	640	...	2 0 0	...	...			
"	...	"	640	...	2 0 0	...	...			
B. Veech	...	"	1,220	...	3 16 4	...	...			
"	...	"	640	...	2 0 0	...	...			
"	...	"	640	...	2 0 0	...	...			
"	...	"	640	...	2 0 0	...	...			
"	...	"	1,060	...	3 6 4	...	...			
Sir Wm. Verner	...	"	640	...	2 0 0	...	...			
"	...	"	640	...	2 0 0	...	...			

Name of Lessee.	Name of Run.	Name of District.	Actual Area.	Estimated Carrying Capacity of Run.	Annual Rental. £ s. d.	Old Rental and Assessment.	Date of present Tenure.	Year of Expiration of present Lease.	Average Rental per Acre in each District.	General Abstract of particulars.
Sir Wm. Verner	...	Wellington	640	...	2 0 0	...	...	Annual.	3 farthings.	
,,	...	,,	640	...	2 0 0	...	...			
,,	...	,,	640	...	2 0 0	...	...			
,,	...	,,	640	...	2 0 0	...	...			
,,	...	,,	640	...	2 0 0	...	...			
,,	...	,,	640	...	2 0 0	...	...			
,,	...	,,	640	...	2 0 0	...	...			
,,	...	,,	640	...	2 0 0	...	...			
,,	...	,,	640	...	2 0 0	...	...			
,,	...	,,	640	...	2 0 0	...	...			
,,	...	,,	640	...	2 0 0	...	...			
,,	...	,,	640	...	2 0 0	...	...			
,,	...	,,	640	...	2 0 0	...	...			
,,	...	,,	1,200	...	3 15 0	...	...			
,,	...	,,	640	...	2 0 0	...	...			
,,	...	,,	800	...	2 10 0	...	...			
,,	...	,,	1,160	...	3 12 8	...	...			
,,	...	,,	640	...	2 0 0	...	...			
Jno. Smith	...	,,	800	...	2 10 0	...	...			
,,	...	,,	640	...	2 0 0	...	...			
,,	...	,,	640	...	2 0 0	...	...			
,,	...	,,	640	...	2 0 0	...	...			
,,	...	,,	1,250	...	3 18 4	...	...			
,,	...	,,	800	...	2 10 0	...	...			
,,	...	,,	640	...	2 0 0	...	...			
,,	...	,,	640	...	2 0 0	...	...			
,,	...	,,	940	...	2 19 0	...	...			
,,	...	,,	820	...	2 11 4	...	...			
,,	...	,,	1,080	...	3 7 8	...	...			
,,	...	,,	960	...	3 0 0	...	...			
,,	...	,,	860	...	2 13 9	...	...			
,,	...	,,	845	...	2 12 10	...	...			
Geo. Rouse	...	,,	1,050	...	3 5 8	...	...			
,,	...	,,	1,050	...	3 5 8	...	...			
Thos. Kite	...	,,	900	...	2 16 4	...	...			
,,	...	,,	640	...	2 0 0	...	...			
,,	...	,,	640	...	2 0 0	...	...			
C. B. Lowe	...	,,	700	...	2 3 9	...	...			
,,	...	,,	640	...	2 0 0	...	...			
,,	...	,,	640	...	2 0 0	...	...			
,,	...	,,	1,000	...	3 2 6	...	...			
,,	...	,,	640	...	2 0 0	...	...			
,,	...	,,	1,000	...	3 2 6	...	...			
Joseph Aarons, junr.	...	,,	640	...	2 0 0	...	...			
,,	...	,,	750	...	2 7 0	...	...			
,,	...	,,	640	...	2 0 0	...	...			
,,	...	,,	640	...	2 0 0	...	...			
,,	...	,,	640	...	2 0 0	...	...			
A. Ferguson	...	,,	960	...	3 0 0	...	...			
J. Smith	...	,,	4,480	...	14 0 0	...	...			
R. T. B. Gaden	...	,,	11,940	...	37 6 3	...	...			
,,	...	,,	6,980	...	21 16 4	...	...			
Joseph Aarons	...	,,	6,980	...	21 16 4	...	...			
R. T. B. Gaden	...	,,	2,058	...	6 8 8	...	...			
C. B. Lowe	...	,,	4,100	...	12 16 4	...	...			
E. W. Verner	...	,,	2,478	...	7 14 10	...	...			
W. H. Suttor	...	,,	4,704	...	14 14 0	...	...			
W. Lyons	...	,,	960	...	3 0 0	...	...			
Wm. Brazier	...	,,	210	...	1 0 0	...	...			
R. J. B. Gaden	...	,,	246	...	1 0 0	...	...			
,,	...	,,	201	...	1 0 0	...	...			
,,	...	,,	174	...	1 0 0	...	...			
,,	...	,,	273	...	1 0 0	...	...			
,,	...	,,	116	...	1 0 0	...	...			
,,	...	,,	273	...	1 0 0	...	...			
,,	...	,,	459	...	1 8 9	...	...			
Jas. Carson	...	,,	240	...	1 0 0	...	...			
Dvd. Dengate	...	,,	420	...	1 6 3	...	...			
,,	...	,,	300	...	1 0 0	...	...			
Eliza England	...	,,	120	...	1 0 0	...	...			
J. A. Gardiner	...	,,	500	...	1 11 3	...	...			
Dnl. Kennedy	...	,,	456	...	1 8 6	...	...			
,,	...	,,	120	...	1 0 0	...	...			
Jno. Smith	...	,,	480	...	1 10 0	...	...			
Robt. Oldfield	...	,,	120	...	1 0 0	...	...			
Nathan Payne	...	,,	180	...	1 0 0	...	...			
Abram Willimac	...	,,	276	...	1 0 0	...	...			
R. Smith	...	,,	298	...	1 0 0	...	...			
Thos. Kite	...	,,	320	...	1 0 0	...	...			
Geo. Millgate	...	,,	240	...	1 0 0	...	...			
,,	...	,,	264	...	1 0 0	...	...			
,,	...	,,	264	...	1 0 0	...	...			
Jas. Lyons	...	,,	540	...	1 13 10	...	...			
E. Thompson	...	,,	150	...	1 0 0	...	...			

Name of Lessee.	Name of Run.	Name of District.	Actual Area.	Estimated Carrying Capacity of Run.	Annual Rental. £ s. d.	Old Rental and Assessment.	Date of present Tenure.	Year of Expiration of present Lease.	Average Rental per Acre in each District.	General Abstract of particulars.
A. Ferguson	...	Wellington	567	...	1 15 5	...	...			
Hry. Diehm	...	,,	360	...	1 2 6	...	...			
R. Y. Cousins	...	,,	480	...	1 10 0	...	...			
Robt. Smith	...	,,	150	...	1 0 0	...	...			
C. B. Lowe	...	,,	540	...	1 13 9	...	...			
Robt. Shearman	...	,,	420	...	1 6 3	...	...			
Wm. Schons	...	,,	609	...	1 18 1	...	...			
W. Ward	...	,,	587	...	1 16 8	...	...			
Geo. Martin	...	,,	450	...	1 8 2	...	...			
,,	...	,,	150	...	1 0 0	...	...			
Jno. Welch	...	,,	120	...	1 0 0	...	...			
Geo. Garvin	...	,,	240	...	1 0 0	...	...			
Jno. Spilsbury	...	,,	240	...	1 0 0	...	...			
Jno. Conford	...	,,	108	...	1 0 0	...	...			
Jas. Williamson	...	,,	240	...	1 0 0	...	...			
Geo. Williamson	...	,,	360	...	1 2 6	...	...			
Sml. Vincent	...	,,	245	...	1 0 0	...	...			
Wm. Bailey	...	,,	360	...	1 2 6	...	...			
Robt. A. Stace	...	,,	120	...	1 0 0	...	...			
W. B. Suttor, junr.	...	,,	210	...	1 0 0	...	...			
,,	...	,,	96	...	1 0 0	...	...			
Ptk. Owen	...	,,	100	...	1 0 0	...	...			
W. Wright	...	,,	120	...	1 0 0	...	...			
C. B. Lowe	...	,,	519	...	1 12 5	...	...			
Jas. Arneill, senr.	...	,,	548	...	1 14 4	...	...			
Hry. Dutton	...	,,	240	...	1 0 0	...	...			
Thos. Magee	...	,,	120	...	1 0 0	...	...			
Jno. Kelly	...	,,	143	...	1 0 0	...	...			
W. J. Dangar	...	Warialda	960	...	3 0 0	...	...			
,,	...	,,	640	...	2 0 0	...	...			
,,	...	,,	640	...	2 0 0	...	...			
,,	...	,,	640	...	2 0 0	...	...			
,,	...	,,	1,050	...	3 5 8	...	...			
C. J. & A. Codrington	...	,,	960	...	3 0 0	...	...			
,,	...	,,	640	...	2 0 0	...	...			
,,	...	,,	640	...	2 0 0	...	...			
,,	...	,,	640	...	2 0 0	...	...			
F. T. Rusden	...	,,	960	...	3 0 0	...	...			
,,	...	,,	960	...	3 0 0	...	...			
Jno. Rollings	...	,,	900	...	2 16 3	...	...			
J. R. Dight & Bros.	...	,,	960	...	3 0 0	...	...			
,,	...	,,	960	...	3 0 0	...	...			
,,	...	,,	960	...	3 0 0	...	...			
,,	...	,,	960	...	3 0 0	...	...			
Wm. & J. Russell	...	,,	1,040	...	3 13 0	...	...			
,,	...	,,	700	...	2 3 10	...	...			
,,	...	,,	1,130	...	3 10 8	...	...			
,,	...	,,	640	...	2 0 0	...	...			
,,	...	,,	840	...	2 14 6	...	...			
,,	...	,,	640	...	2 0 0	...	...			
,,	...	,,	640	...	2 0 0	...	...			
,,	...	,,	640	...	2 0 0	...	...			
J. & T. Cooper	...	,,	7,062	...	22 1 4	...	...			
,,	...	,,	645	...	2 0 4	...	...			
Hry. A. Colley	...	,,	960	...	3 0 0	...	...			
Robt. Irvine	...	,,	960	...	3 0 0	...	...			
Denis Lowe	...	,,	960	...	3 0 0	...	...			
R. B. Larmotte	...	,,	960	...	3 0 0	...	...			
Thos. Lee	...	,,	640	...	2 0 0	...	...			
G. M. Cobcroft	...	,,	960	...	3 0 0	...	...			
Hugh Gordon	...	,,	2,673	...	8 7 2	...	...			
Oswld. Bloxsome	...	,,	3,900	...	12 3 10	...	...			
Jas. Lowe	...	,,	960	...	3 0 0	...	...			
Hugh Gordon	...	,,	3,183	...	9 19 0	...	...			
,,	...	,,	719	...	2 4 10	...	...			
Saml. Kemp	...	,,	960	...	3 0 0	...	...			
W. Broadfield	...	,,	660	...	2 1 4	...	...			
D. W. Baker	...	,,	960	...	3 0 0	...	...			
J. & T. Cooper	...	,,	960	...	3 0 0	...	...			
Hugh Gordon	...	,,	940	...	2 18 10	...	...			
Vernon Fussell	...	,,	960	...	3 0 0	...	...			
Wm. Wemyss	...	,,	960	...	3 0 0	...	...			
Richard Dines	...	,,	10,849	...	33 13 8	...	...			
Geo. Rains	...	,,	960	...	3 0 0	...	...			
W. Broadfield, junr.	...	,,	960	...	3 0 0	...	...			
Hugh Gordon	...	,,	5,315	...	18 12 5	...	...			
E. L. Fawcett	...	,,	960	...	3 0 0	...	...			
Jno. Campbell	...	,,	960	...	3 0 0	...	...			
Geo. Brien	...	,,	960	...	3 0 0	...	...			
Oswald Bloxsome	...	,,	1,920	...	6 0 0	...	...			
Danl. Moloney	...	,,	720	...	2 5 0	...	...			
Fredk. Gall	...	,,	960	...	3 0 0	...	...			
Saml. Gall, junr.	...	,,	960	...	3 0 0	...	...			
Jas. Binns	...	,,	960	...	3 0 0	...	...			

Annual.

3 farthings.

Name of Lessee.	Name of Run.	Name of District.	Actual Area.	Estimated Carrying Capacity of Run.	Annual Rental. £ s. d.	Old Rental and Assessment.	Date of present Tenure.	Year of Expiration of present Lease.	Average Rental per Acre in each District.	General Abstract of particulars.
Willm. Smith	...	Warialda	960	...	3 0 0	...	...			
Thos. Ryan	...	,,	960	...	3 0 0	...	...			
Chas. M'Carter	...	,,	960	...	3 0 0	...	...			
Jno. Rogerson	...	,,	960	...	3 0 0	...	...			
Murdock M'Rae	...	,,	960	...	3 0 0	...	...			
Hugh Gordon	...	,,	2,395	...	10 2 6	...	...			
Richard Dines	...	,,	1,920	...	6 0 0	...	...			
J. B. Watt	...	,,	960	...	3 0 0	...	...			
Jas. Parker	...	,,	960	...	3 0 0	...	...			
W. J. Dangar	...	,,	2,214	...	6 18 4	...	...			
Wm. Crowley	...	,,	2,480	...	7 15 0	...	...			
Rt. Gallagher	...	,,	960	...	3 0 0	...	...			
Hugh Gordon	...	,,	720	...	2 5 0	...	...			
W. South, junr.	...	,,	960	...	3 0 0	...	...			
Alex. Kennedy	...	,,	960	...	3 0 0	...	...			
Geo. M'Mullen	...	,,	960	...	3 0 0	...	...			
Dight Bros.	...	,,	240	...	1 0 0	...	...			
W. & J. Russell	...	,,	120	...	1 0 0	...	...			
,,	...	,,	240	...	1 0 0	...	...			
,,	...	,,	610	...	1 18 2	...	...			
Sml. Tomlinson	...	,,	300	...	1 0 0	...	...			
Mary Tomlinson	...	,,	150	...	1 0 0	...	...			
Jno. Richards	...	,,	300	...	1 0 0	...	...			
Wm. Jno. Dangar	...	,,	150	...	1 0 0	...	...			
,,	...	,,	150	...	1 0 0	...	...			
,,	...	,,	150	...	1 0 0	...	...			
,,	...	,,	150	...	1 0 0	...	...			
,,	...	,,	150	...	1 0 0	...	...			
,,	...	,,	150	...	1 0 0	...	...			
,,	...	,,	150	...	1 0 0	...	...			
,,	...	,,	150	...	1 0 0	...	...			
,,	...	,,	150	...	1 0 0	...	...			
,,	...	,,	150	...	1 0 0	...	...			
Dis. Lowe, junr.	...	,,	600	...	1 17 6	...	...			
Hugh Gordon	...	,,	480	...	1 10 0	...	...			
,,	...	,,	480	...	1 10 2	...	...			
Job Sallway	...	,,	600	...	1 17 6	...	...			
Geo. E. Lamotte	...	,,	240	...	1 0 0	...	...			
Wm. J. Dangar	...	,,	150	...	1 0 0	...	...			
,,	...	,,	150	...	1 0 0	...	...			
Richn. Dines	...	,,	480	...	1 10 0	...	...			
Jph. Gallagher	...	,,	570	...	1 15 8	...	...			
Wm. H. Bartlett	...	,,	300	...	1 0 0	...	...			
Dd. M'Kenzie	...	,,	480	...	1 10 0	...	...			
Wm. J. Dangar	...	,,	150	...	1 0 0	...	...			
Jno. Tomlinson	...	,,	600	...	1 17 6	...	...			
W. J. Dangar	...	,,	150	...	1 0 0	...	...			
,,	...	,,	150	...	1 0 0	...	...			
Mary A. Lowe	...	,,	348	...	1 1 10	...	...			
Cathe. Lowe	...	,,	540	...	1 13 8	...	...			
Jno. Greacaw	...	,,	180	...	1 0 0	...	...			
G. R. Miller	...	,,	240	...	1 0 0	...	...			
S. Tomlinson, jun.	...	,,	360	...	1 2 6	...	...			
W. J. Dangar	...	,,	492	...	1 10 10	...	...			
F. J. Morris	...	,,	240	...	1 0 0	...	...			
W. J. Dangar	...	,,	150	...	1 0 0	...	...			
,,	...	,,	144	...	1 0 0	...	...			
D. B. Frater	...	Young	720	...	1 0 0	...	...			
Wm. Hart	...	,,	960	...	3 0 0	...	...			
Jno. Pring	...	,,	1,100	...	3 8 9	...	...			
,,	...	,,	780	...	2 8 9	...	...			
,,	...	,,	1,030	...	3 4 5	...	...			
,,	...	,,	1,030	...	3 4 5	...	...			
,,	...	,,	800	...	2 10 0	...	...			
,,	...	,,	840	...	2 12 6	...	...			
,,	...	,,	862	...	2 13 10	...	...			
Thos. Nelson	...	,,	960	...	3 0 0	...	...			
Ewd. Taylor	...	,,	660	...	2 1 4	...	...			
E. Taylor	...	,,	960	...	3 0 0	...	...			
,,	...	,,	960	...	3 0 0	...	...			
Jas. Thompson	...	,,	960	...	3 0 0	...	...			
Alexr. M'Kay	...	,,	960	...	3 0 0	...	...			
,,	...	,,	780	...	2 8 10	...	...			
,,	...	,,	780	...	2 8 10	...	...			
Elizth. Chew	...	,,	960	...	3 0 0	...	...			
Wm. Goodsall	...	,,	960	...	3 0 0	...	...			
Carl Spleit	...	,,	960	...	3 0 0	...	...			
Ptk. Maroney	...	,,	960	...	3 0 0	...	...			
Jas. White	...	,,	960	...	3 0 0	...	...			
R. W. Chamberlain	...	,,	876	...	2 14 10	...	...			
S. Humphries	...	,,	900	...	2 16 4	...	...			
Sml. James	...	,,	786	...	2 9 2	...	...			
Jno. Linnott	...	,,	960	...	3 0 0	...	...			
Jno. Eastake	...	,,	960	...	3 0 0	...	...			

Annual.

3 farthings.

Name of Lessee.	Name of Run.	Name of District.	Actual Area.	Estimated Carrying Capacity of Run.	Annual Rental. £ s. d.	Old Rental and Assessment.	Date of present Tenure.	Year of Expiration of present Lease.	Average Rental per Acre in each District.	General Abstract of particulars.
Job Fowler	...	Young	960	...	3 0 0	...	...	Annual.	3 farthings.	
Sml. Holman	...	,,	945	...	2 19 2	...	...			
,,	...	,,	960	...	3 0 0	...	...			
A. A. Mylecharane	...	,,	960	...	3 0 0	...	...			
J. J. Mylecharane	...	,,	690	...	2 3 2	...	...			
J. S. P. Wallis	...	,,	960	...	3 0 0	...	...			
W. J. P. Wallis	...	,,	960	...	3 0 0	...	...			
Hry. P. Wallis	...	,,	960	...	3 0 0	...	...			
J. H. Wallis	...	,,	960	...	3 0 0	...	...			
M. M. Wallis	...	,,	960	...	3 0 0	...	...			
Mark Hughes	...	,,	960	...	3 0 0	...	...			
Wm. Regan	...	,,	960	...	3 0 0	...	...			
Jno. Maroney, junr.	...	,,	960	...	3 0 0	...	...			
T. J. Heffernan	...	,,	960	...	3 0 0	...	...			
J. Woodbridge	...	,,	900	...	2 16 4	...	...			
Bland Claton	...	,,	960	...	3 0 0	...	...			
Sml. G. Wilkinson	...	,,	960	...	3 0 0	...	...			
Wm. Eslake	...	,,	960	...	3 0 0	...	...			
Jno. Maroney, senr.	...	,,	960	...	3 0 0	...	...			
Hry. Chew	...	,,	660	...	2 1 4	...	...			
Wm. Grounds	...	,,	660	...	2 1 4	...	...			
Jno. Dines & Jas. Molloy	...	,,	810	...	2 10 8	...	...			
Geo. Campbell	...	,,	1,902	...	5 18 10	...	...			
Jno. Pring	...	,,	640	...	2 0 0	...	...			
G. W. Telford	...	,,	960	...	3 0 0	...	...			
W. Thorne	...	,,	900	...	2 16 4	...	...			
Jas. Caldwell	...	,,	960	...	3 0 0	...	...			
Andw. Waugh	...	,,	960	...	3 0 0	...	...			
Wm. Blossom	...	,,	960	...	3 0 0	...	...			
Hry. King, junr.	...	,,	960	...	3 0 0	...	...			
Jno. Tout, senr.	...	,,	960	...	3 0 0	...	...			
Dnl. Ryan	...	,,	960	...	3 0 0	...	...			
W. R. Pike	...	,,	651	...	2 0 10	...	...			
Thos. Carr	...	,,	960	...	3 0 0	...	...			
Jno. Carr	...	,,	960	...	3 0 0	...	...			
W. Harrold	...	,,	960	...	3 0 0	...	...			
Dl. M'Grath	...	,,	960	...	3 0 0	...	...			
Edwd. Keough	...	,,	900	...	2 16 3	...	...			
Kelly & Tout	...	,,	720	...	2 5 0	...	...			
J. W. Beaston	...	,,	880	...	2 15 6	...	...			
Geo. Maxwell	...	,,	960	...	3 0 0	...	...			
Ml. Beatty	...	,,	960	...	3 0 0	...	...			
M. Gilmartin	...	,,	660	...	2 1 3	...	...			
Jno. Pring	...	,,	4,566	...	14 5 7	...	...			
Margaret M'Lean	...	,,	960	...	3 0 0	...	...			
Danl. Murphy	...	,,	660	...	2 1 4	...	...			
Telford & Rutherford	...	,,	900	...	2 16 4	...	...			
Stephen Goodsail	...	,,	720	...	2 5 0	...	...			
Sarah Dunlop	...	,,	960	...	3 0 0	...	...			
R. W. Knolles	...	,,	960	...	3 0 0	...	...			
J. M'Kinnon	...	,,	960	...	3 0 0	...	...			
D. Mulchay	...	,,	960	...	3 0 0	...	...			
J. M. M'Kenzie	...	,,	960	...	3 0 0	...	...			
G. J. Webb	...	,,	960	...	3 0 0	...	...			
H. U. Webb	...	,,	960	...	3 0 0	...	...			
J. A. Fowler	...	,,	960	...	3 0 0	...	...			
Robt. Kirby	...	,,	960	...	3 0 0	...	...			
Jno. Dean	...	,,	960	...	3 0 0	...	...			
Thos. G. Murray	...	,,	960	...	3 0 0	...	...			
A. B. Caldwell	...	,,	960	...	3 0 0	...	...			
Jno. Lowry	...	,,	700	...	2 3 10	...	...			
Saml. Mager	...	,,	700	...	2 3 10	...	...			
Ml. M'Namara	...	,,	690	...	2 3 2	...	...			
Jas. Devitt	...	,,	960	...	3 0 0	...	...			
J. J. Gibson	...	,,	960	...	3 0 0	...	...			
Geo. Forbes	...	,,	960	...	3 0 0	...	...			
Joseph Bishop	...	,,	960	...	3 0 0	...	...			
J. P. Murphy	...	,,	960	...	3 0 0	...	...			
Alfd. Bullock	...	,,	270	...	1 0 0	...	...			
Henry Chew	...	,,	120	...	1 0 0	...	...			
Cathe. Kerrins	...	,,	600	...	1 17 6	...	...			
Ewd. Taylor	...	,,	120	...	1 0 0	...	...			
Mary Tunny	...	,,	180	...	1 0 0	...	...			
,,	...	,,	241	...	1 0 0	...	...			
Mcl. O'Mara	...	,,	600	...	1 17 6	...	...			
Jas. Kelly	...	,,	120	...	1 0 0	...	...			
Jas. Bales	...	,,	240	...	1 0 0	...	...			
Jas. Sibraa	...	,,	450	...	1 8 2	...	...			
Geo. Henty	...	,,	519	...	1 16 2	...	...			
Alexr. M'Kay	...	,,	120	...	1 0 0	...	...			
,,	...	,,	480	...	1 10 0	...	...			
,,	...	,,	480	...	1 10 0	...	...			
Jno. Maroney	...	,,	240	...	1 0 0	...	...			
Geo. Wells	...	,,	257	...	1 0 0	...	...			

1006

Name of Lessee.	Name of Run.	Name of District.	Actual Area.	Estimated Carrying Capacity of Run.	Annual Rental. £ s. d.	Old Rental and Assessment.	Date of present Tenure.	Year of Expiration of present Lease.	Average Rental per Acre in each District.	General Abstract of particulars.
Ann Parkman	...	Young	240	...	1 0 0	...	...			
Jas. Parkman	...	"	540	...	1 13 10	...	...			
Wm. Grounds	...	"	300	...	1 0 0	...	...			
Jas. Molloy	...	"	600	...	1 17 6	...	...			
Dvd. Mayoh	...	"	300	...	1 0 0	...	...			
Jno. Madden	...	"	360	...	1 2 6	...	...			
Chas. Cooper	...	"	360	...	1 2 6	...	...			
M. A. West	...	"	360	...	1 2 6	...	...			
Thos. Cummings	...	"	246	...	1 0 0	...	...			
"	...	"	192	...	1 0 0	...	...			
Ewd. Taylor	...	"	300	...	1 0 0	...	...			
Herbt. Taylor	...	"	450	...	1 8 2	...	...			
Ewd. Taylor	...	"	480	...	1 10 0	...	...			
Geo. Bellamy	...	"	271	...	1 0 0	...	...			
Jas. Parkman	...	"	570	...	1 15 8	...	...			
Wm. Beadon	...	"	300	...	1 0 0	...	...			
Ewd. Taylor	...	"	300	...	1 0 0	...	...			
"	...	"	150	...	1 0 0	...	...			
G. M. Robertson	...	"	360	...	1 2 6	...	...			
Ptk. Kildear	...	"	300	...	1 0 0	...	...			
F. W. Elliott	...	"	210	...	1 0 0	...	...			
Jph. Douglass	...	"	300	...	1 0 0	...	...			
Ptk. Maroney	...	"	480	...	1 10 0	...	...			
Phil. Braddon	...	"	150	...	1 0 0	...	...			
Job Fowler	...	"	600	...	1 17 6	...	...			
Jno. Forbes	...	"	300	...	1 0 0	...	...			
Benjn. Woodbridge	...	"	300	...	1 0 0	...	...			
Jno. Kildear	...	"	324	...	1 0 4	...	...			
Ewd. Joyce	...	"	150	...	1 0 0	...	...			
Ptk. Nowland	...	"	240	...	1 0 0	...	...			
Geo. Vowden	...	"	420	...	1 6 4	...	...			
Mcl. O'Connor	...	"	315	...	1 0 0	...	...			
Mary Tunny	...	"	180	...	1 0 0	...	...			
Nat. Wells	...	"	441	...	1 7 8	...	...			
Wm. Lawless	...	"	252	...	1 0 0	...	...			
Wm. Blasson	...	"	150	...	1 0 0	...	...			
Thos. White	...	"	600	...	1 17 6	...	...			
Jas. O'Connor	...	"	240	...	1 0 0	...	...			
Thos. O'Connor	...	"	480	...	1 10 0	...	...			
"	...	"	150	...	1 0 0	...	...			
Wm. Kelly & S. Tout	...	"	480	...	1 10 0	...	...			
"	...	"	480	...	1 10 0	...	...			
S. Ruldwell	...	"	300	...	1 0 0	...	...			
Ptk. Newland	...	"	180	...	1 0 0	...	...			
Rld. Woodbridge	...	"	120	...	1 0 0	...	...			
Hry. Chew	...	"	360	...	1 2 6	...	...			
Wm. Holt	...	"	270	...	1 0 0	...	...			
Jno. Pring	...	"	180	...	1 0 0	...	...			
Irwin Smith	...	"	240	...	1 0 0	...	...			
M. A. B. Freeman	...	"	240	...	1 0 0	...	...			
Mcl. M'Grath	...	"	450	...	1 8 2	...	...			
Jno. Ryan	...	"	180	...	1 0 0	...	...			
Wm. Scales	...	"	360	...	1 2 6	...	...			
J. T. Chew	...	"	120	...	1 0 0	...	...			
Jas. Bales	...	"	300	...	1 0 0	...	...			
Geo. Campbell	...	"	480	...	1 10 0	...	...			
"	...	"	480	...	1 10 0	...	...			
"	...	"	480	...	1 10 0	...	...			
Eth. Chew	...	"	516	...	1 12 4	...	...			
Jas. Lemond	...	"	150	...	1 0 0	...	...			
Mcl. Courtney	...	"	150	...	1 0 0	...	...			
Thos. Henny	...	"	349	...	1 1 10	...	...			
Jas. Hadden	...	"	120	...	1 0 0	...	...			
Kelly & Tout	...	"	300	...	1 0 0	...	...			
W. M. Sutherland	...	"	489	...	1 10 8	...	...			
Jas. Tuung	...	"	600	...	1 17 6	...	...			
W. Rutherford	...	"	360	...	1 2 6	...	...			
Gideon Rutherford	...	"	600	...	1 17 6	...	...			
Jas. Lloyd	...	"	600	...	1 17 6	...	...			
C. H. Rutherford	...	"	300	...	1 0 0	...	...			
T. J. Reynolds	...	"	360	...	1 2 6	...	...			
Ebzr. Jones	...	"	450	...	1 8 2	...	...			
Jas. Cullen	...	"	150	...	1 0 0	...	...			
Mcl. Crowe	...	"	120	...	1 0 0	...	...			
S. Caldwell, jun.	...	"	120	...	1 0 0	...	...			
Uebus Wiseman	...	"	120	...	1 0 0	...	...			
Moses Brown	...	"	150	...	1 0 0	...	...			
Dvd. Noonan	...	"	555	...	1 14 8	...	...			
Wm. Reardon	...	"	600	...	1 17 6	...	...			
Thos. Worthington	...	"	300	...	1 0 0	...	...			
Clara Reardon	...	"	300	...	1 0 0	...	...			
Ptk. Carroll	...	"	600	...	1 17 6	...	...			
Jno. Maher	...	"	240	...	1 0 0	...	...			
Jas. Gordon	...	"	300	...	1 0 0	...	...			

Annual.

3 farthings.

Name of Lessee.	Name of Run.	Name of District.	Actual Area.	Estimated Carrying Capacity of Run.	Annual Rental. £ s. d.	Old Rental and Assessment.	Date of present Tenure.	Year of Expiration of present Lease.	Average Rental per Acre in each District.	General Abstract of particulars.
Wm. Gordon	...	Young	150	...	1 0 0	...	...	Annual.	3¼ farthings. 3 farthings.	
Jas. Hennessy	...	"	120	...	1 0 0	...	...			
Wm. Crowe	...	"	510	...	1 11 0	...	...			
Mcl. Crowe, jun.	...	"	150	...	1 0 0	...	...			
Ptk. Crowe	...	"	120	...	1 0 0	...	...			
Mcl. Crowe	...	"	120	...	1 0 0	...	...			
Thos. Cummins	...	"	300	...	1 0 0	...	...			
T. Ricketts	...	"	324	...	1 0 3	...	...			
Geo. Howard	...	"	300	...	1 0 0	...	...			
Carlo Marina	...	"	252	...	1 0 0	...	...			
Wm. Grounds	...	"	300	...	1 0 0	...	...			
Wm. J. Grounds	...	"	300	...	1 0 0	...	...			
Jph. Barrott	...	"	180	...	1 0 0	...	...			
Wm. Crisp	...	"	600	...	1 17 6	...	...			
Pierce Hackett	...	"	300	...	1 0 0	...	...			
Jno. Cullen	...	"	150	...	1 0 0	...	...			
Jas. Woodbridge	...	"	150	...	1 0 0	...	...			
Elizth. Chew	...	"	420	...	1 6 3	...	...			
"	...	"	180	...	1 0 0	...	...			
Mcl. Crow	...	"	120	...	1 0 0	...	...			
Wm. Brown	...	"	120	...	1 0 0	...	...			
W. J. Stewart	...	"	300	...	1 0 0	...	...			
Jno. M'Gill	...	"	300	...	1 0 0	...	...			
Geo. Slarkscombe	...	"	510	...	1 11 10	...	...			
Jno. Hadden, jun.	...	"	540	...	1 13 10	...	...			
Jas. Cullen	...	"	300	...	1 0 0	...	...			
Hry. M'Clean	...	"	360	...	1 2 6	...	...			
Kate M'Clean	...	"	120	...	1 0 0	...	...			
Malcm. M'Clean	...	"	360	...	1 2 6	...	...			
Sarah M'Clean	...	"	240	...	1 0 0	...	...			
Chas. William	...	"	360	...	1 2 6	...	...			
Geo. Williams	...	"	360	...	1 2 6	...	...			
Telford & Rutherford	...	"	600	...	1 17 6	...	...			
Thos. Ryan	...	"	300	...	1 0 0	...	...			
A. E. Barnes	...	"	300	...	1 0 0	...	...			
Wm. Dunn	...	"	480	...	1 10 0	...	...			
Jno. Reynolds	...	"	240	...	1 0 0	...	...			
E. J. Keith	...	"	300	...	1 0 0	...	...			
S. J. Keith	...	"	300	...	1 0 0	...	...			
Jno. Ceeney	...	"	600	...	1 17 6	...	...			
Thos. Ceeney	...	"	300	...	1 0 0	...	...			
Alfd. Edey	...	"	120	...	1 0 0	...	...			
J. Rushworth	...	"	300	...	1 0 0	...	...			
J. Loader	...	"	300	...	1 0 0	...	...			
W. Loader	...	"	120	...	1 0 0	...	...			
Eliz. Chew	...	"	240	...	1 0 0	...	...			
H. J. Chew	...	"	180	...	1 0 0	...	...			
Mary Lacy	...	"	600	...	1 17 6	...	...			
Thos. Lacy	...	"	360	...	1 2 6	...	...			
Dl. Leary	...	"	240	...	1 0 0	...	...			
W. Williams	...	"	360	...	1 2 6	...	...			
P. Best	...	Yass	850	...	2 13 4	...	...			
"	...	"	750	...	2 7 0	...	...			
"	...	"	640	...	2 0 0	...	...			
"	...	"	640	...	2 0 0	...	...			
"	...	"	750	...	2 7 0	...	...			
"	...	"	640	...	2 0 0	...	...			
Mrtn. Byrne	...	"	640	...	2 0 0	...	...			
"	...	"	640	...	2 0 0	...	...			
"	...	"	1,000	...	3 2 8	...	...			
"	...	"	640	...	2 0 0	...	...			
"	...	"	640	...	2 0 0	...	...			
"	...	"	640	...	2 0 0	...	...			
"	...	"	640	...	2 0 0	...	...			
"	...	"	640	...	2 0 0	...	...			
A. Campbell	...	"	1,200	...	3 15 0	...	...			
"	...	"	960	...	3 0 0	...	...			
A. H. Cox	...	"	1,000	...	3 2 8	...	...			
"	...	"	640	...	2 0 0	...	...			
"	...	"	800	...	2 10 0	...	...			
"	...	"	960	...	3 0 0	...	...			
"	...	"	640	...	2 0 0	...	...			
"	...	"	740	...	2 6 4	...	...			
"	...	"	910	...	2 17 0	...	...			
J. Cusack	...	"	750	...	2 7 0	...	...			
Alice Gibson	...	"	640	...	2 0 0	...	...			
"	...	"	640	...	2 0 0	...	...			
"	...	"	640	...	2 0 0	...	...			
"	...	"	960	...	3 0 0	...	...			
"	...	"	640	...	2 0 0	...	...			
"	...	"	640	...	2 0 0	...	...			
"	...	"	640	...	2 0 0	...	...			
"	...	"	960	...	3 0 0	...	...			
"	...	"	640	...	2 0 0	...	...			

Name of Lessee.	Name of Run.	Name of District.	Actual Area.	Estimated Carrying Capacity of Run.	Annual Rental. £ s. d.	Old Rental and Assessment.	Date of present Tenure.	Year of Expiration of present Lease.	Average Rental per Acre in each District.	General Abstract of particulars.
Alice Gibson	...	Yass	640	...	2 0 0	...	...	Annual.	3¼ farthings.	
,,	...	,,	750	...	2 7 0	...	...			
Jno. F. Gray	...	,,	850	...	2 13 2	...	...			
,,	...	,,	700	...	2 3 9	...	...			
,,	...	,,	900	...	2 16 3	...	...			
,,	...	,,	640	...	2 0 0	...	...			
,,	...	,,	640	...	2 0 0	...	...			
,,	...	,,	640	...	2 0 0	...	...			
,,	...	,,	640	...	2 0 0	...	...			
,,	...	,,	1,100	...	3 8 9	...	...			
,,	...	,,	640	...	2 0 0	...	...			
,,	...	,,	850	...	2 13 2	...	...			
,,	...	,,	750	...	2 7 0	...	...			
F. R. Hume	...	,,	640	...	2 0 0	...	...			
,,	...	,,	640	...	2 0 0	...	...			
,,	...	,,	750	...	2 7 0	...	...			
,,	...	,,	800	...	2 10 0	...	...			
,,	...	,,	640	...	2 0 0	...	...			
,,	...	,,	800	...	2 10 0	...	...			
,,	...	,,	960	...	3 0 0	...	...			
,,	...	,,	700	...	2 3 9	...	...			
Robt. Johnstone	...	,,	850	...	2 13 4	...	...			
,,	...	,,	640	...	2 0 0

Name of Lessee.	Name of Run.	Name of District.	Actual Area.	Estimated Carrying Capacity of Run.	Annual Rental. £ s. d.	Old Rental and Assessment.	Date of present Tenure.	Year of Expiration of present Lease.	Average Rental per Acre in each District.	General Abstract of particulars.
Jas. Chisholm	...	Yass	640	...	2 0 0	...	...			
,,	...	,,	640	...	2 0 0	...	...			
Jph. Newman	...	,,	670	...	2 2 0	...	...			
,,	...	,,	640	...	2 0 0	...	...			
,,	...	,,	640	...	2 0 0	...	...			
Geo. Oakes	...	,,	640	...	2 0 0	...	...			
,,	...	,,	850	...	2 13 2	...	...			
,,	...	,,	640	...	2 0 0	...	...			
,,	...	,,	640	...	2 0 0	...	...			
,,	...	,,	640	...	2 0 0	...	...			
O. Ryan	...	,,	1,280	...	4 0 0	...	...			
Isaac Shepherd	...	,,	1,100	...	3 9 0	...	...			
,,	...	,,	750	...	2 7 0	...	...			
,,	...	,,	1,160	...	3 12 8	...	...			
,,	...	,,	640	...	2 0 0	...	...			
,,	...	,,	1,000	...	3 2 8	...	...			
,,	...	,,	640	...	2 0 0	...	...			
,,	...	,,	960	...	3 0 0	...	...			
,,	...	,,	1,150	...	3 12 0	...	...			
,,	...	,,	640	...	2 0 0	...	...			
,,	...	,,	850	...	2 13 2	...	...			
,,	...	,,	700	...	2 3 9	...	...			
C. Woodhouse	...	,,	960	...	3 0 0	...	...			
,,	...	,,	640	...	2 0 0	...	...			
,,	...	,,	640	...	2 0 0	...	...			
,,	...	,,	640	...	2 0 0	...	...			
,,	...	,,	1,000	...	3 8 10	...	...			
,,	...	,,	640	...	2 0 0	...	...			
,,	...	,,	900	...	2 16 4	...	...			
Thos. Reid	...	,,	640	...	2 0 0	...	...			
,,	...	,,	1,100	...	3 8 10	...	...			
Isaac Shepherd	...	,,	700	...	2 3 9	...	...			
,,	...	,,	750	...	2 7 0	...	...			
,,	...	,,	400	...	2 0 0	...	...			
,,	...	,,	640	...	2 0 0	...	...			
Geo. Warn	...	,,	960	...	3 0 0	...	...			
,,	...	,,	640	...	2 0 0	...	...			
Wm. Best	...	,,	960	...	3 0 0	...	...			
,,	...	,,	640	...	2 0 0	...	...			
,,	...	,,	800	...	2 10 0	...	...			
,,	...	,,	800	...	2 10 0	...	...			
Ptk. Tully	...	,,	1,047	...	3 5 6	...	...			
,,	...	,,	697	...	2 3 6	...	...			
Ptk. Tully, junr.	...	,,	957	...	2 19 10	...	...			
Jno. Costello	...	,,	960	...	3 0 0	...	...			
Mcl. Tully, junr.	...	,,	960	...	3 0 0	...	...			
Mrtn. Tully	...	,,	960	...	3 0 0	...	...			
,,	...	,,	640	...	2 0 0	...	...			
,,	...	,,	750	...	2 6 11	...	...			
,,	...	,,	1,017	...	3 3 7	...	...			
,,	...	,,	863	...	2 14 0	...	...			
J. M. & H. D. Bray	...	,,	850	...	2 13 2	...	...			
Thos. Frost	...	,,	640	...	2 0 0	...	...			
Jno. Newman	...	,,	974	...	3 0 11	...	...			
Mcl. Tully	...	,,	843	...	2 12 8	...	...			
,,	...	,,	1,000	...	3 2 6	...	...			
,,	...	,,	950	...	2 19 4	...	...			
,,	...	,,	862	...	2 13 10	...	...			
S. F. Gibson	...	,,	700	...	2 3 10	...	...			
H. Hume	...	,,	1,060	...	3 6 4	...	...			
,,	...	,,	1,060	...	3 6 4	...	...			
M. M. F. M'Callum	...	,,	640	...	2 0 0	...	...			
,,	...	,,	1,150	...	3 11 10	...	...			
Wm. Carter	...	,,	700	...	2 3 10	...	...			
,,	...	,,	900	...	2 16 4	...	...			
Thos. Madden	...	,,	1,035	...	3 4 8	...	...			
Alexr. Shaw	...	,,	750	...	2 7 0	...	...			
Winifd. Moore	...	,,	780	...	2 8 10	...	...			
Ptk. Moore	...	,,	950	...	2 19 5	...	...			
Alexr. Abbey	...	,,	867	...	2 14 2	...	...			
Wm. J. Grogan	...	,,	960	...	3 0 0	...	...			
Jno. Smith	...	,,	640	...	2 0 0	...	...			
Ptk. Dowling, junr.	...	,,	939	...	2 18 2	...	...			
Jno. Byrne	...	,,	750	...	2 7 0	...	...			
,,	...	,,	640	...	2 0 0	...	...			
,,	...	,,	640	...	2 0 0	...	...			
,,	...	,,	680	...	2 2 6	...	...			
,,	...	,,	680	...	2 2 6	...	...			
W. A. B. Greaves	...	,,	954	...	2 19 8	...	...			
Thos. Johnson	...	,,	1,200	...	3 15 0	...	...			
Timy. Starr	...	,,	960	...	3 0 0	...	...			
,,	...	,,	640	...	2 0 0	...	...			
Chas. A. Massey	...	,,	860	...	2 13 10	...	...			
,,	...	,,	960	...	3 0 0	...	...			

Annual.

¾ farthings.

Name of Lessee.	Name of Run.	Name of District.	Actual Area.	Estimated Carrying Capacity of Run.	Annual Rental. £ s. d.	Old Rental and Assessment.	Date of present Tenure.	Year of Expiration of present Lease.	Average Rental per Acre in each District.	General Abstract of particulars.
Chas. A. Massey	...	Yass	1,000	...	3 2 6	...	...			
"	...	"	1,000	...	3 2 6	...	...			
"	...	"	1,200	...	3 15 0	...	...			
"	...	"	750	...	2 7 0	...	...			
"	...	"	640	...	2 0 0	...	...			
Duncn. Leger	...	"	900	...	2 16 4	...	...			
Sml. Jeffs	...	"	960	...	3 0 0	...	...			
Ptk. Clancy	...	"	1,040	...	3 5 0	...	...			
Jno. Cook	...	"	640	...	2 0 0	...	...			
Mary Best	...	"	1,130	...	3 10 8	...	...			
"	...	"	1,230	...	3 16 10	...	...			
"	...	"	640	...	2 0 0	...	...			
Wm. Medway, junr.	...	"	850	...	2 13 2	...	...			
N. R. Bernard	...	"	800	...	2 10 0	...	...			
R. H. Kennedy	...	"	750	...	2 7 0	...	...			
"	...	"	750	...	2 7 0	...	...			
"	...	"	720	...	2 5 0	...	...			
"	...	"	800	...	2 10 0	...	...			
"	...	"	720	...	2 5 0	...	...			
"	...	"	880	...	2 15 0	...	...			
"	...	"	640	...	2 0 0	...	...			
"	...	"	640	...	2 0 0	...	...			
"	...	"	700	...	2 3 10	...	...			
"	...	"	830	...	2 11 10	...	...			
Mcl. Frost	...	"	870	...	2 15 0	...	...			
G. W. Barber	...	"	760	...	2 7 6	...	...			
"	...	"	640	...	2 0 0	...	...			
"	...	"	640	...	2 0 0	...	...			
"	...	"	640	...	2 0 0	...	...			
A. Campbell	...	"	720	...	2 5 0	...	...			
Jno. Brassil	...	"	756	...	2 7 4	...	...			
P. Foley	...	"	640	...	2 0 0	...	...			
Mcl. Broderick	...	"	960	...	3 0 0	...	...			
Dennis Grogan	...	"	780	...	2 8 10	...	...			
Wm. Pettry	...	"	2,508	...	7 16 10	...	...			
Mcl. Connell	...	"	680	...	2 2 6	...	...			
Geo. Warn	...	"	1,400	...	4 7 6	...	...			
Jno. Parker	...	"	960	...	3 0 0	...	...			
N. R. Besnard	...	"	820	...	2 11 4	...	...			
Jno. Merriman	...	"	960	...	3 0 0	...	...			
Jas. Collison	...	"	660	...	2 1 4	...	...			
Jas. Davis	...	"	1,800	...	5 12 6	...	...			
Patk. Fallon	...	"	960	...	3 0 0	...	...			
Jas. Davis	...	"	2,958	...	9 4 10	...	...			
R. A. Barber	...	"	1,640	...	5 2 6	...	...			
G. D. Hay	...	"	1,860	...	5 16 4	...	...			
Jno. T. Lade	...	"	702	...	2 3 10	...	...			
Thos. Glennan	...	"	1,030	...	3 4 4	...	...			
R. Smith	...	"	660	...	2 1 4	...	...			
E. L. Gregg	...	"	1,280	...	4 0 0	...	...			
J. Bush	...	"	180	...	1 0 0	...	...			
J. Bevan	...	"	440	...	1 7 6	...	...			
"	...	"	379	...	1 3 9	...	...			
"	...	"	240	...	1 0 0	...	...			
Thos. Brown	...	"	282	...	1 0 0	...	...			
"	...	"	514	...	1 12 2	...	...			
Isaac Butt	...	"	180	...	1 0 0	...	...			
Andw. Bullman	...	"	486	...	1 10 5	...	...			
"	...	"	300	...	1 0 0	...	...			
Chas. Byrne	...	"	240	...	1 0 0	...	...			
"	...	"	120	...	1 0 0	...	...			
F. Byrne	...	"	204	...	1 0 0	...	...			
M. Commins	...	"	300	...	1 0 0	...	...			
J. Duffy	...	"	450	...	1 8 1	...	...			
P. Duffy	...	"	600	...	1 17 6	...	...			
Jas. Findlay	...	"	150	...	1 0 0	...	...			
P. Foley	...	"	220	...	1 0 0	...	...			
Thos. Gannon	...	"	300	...	1 0 0	...	...			
"	...	"	126	...	1 0 0	...	...			
"	...	"	120	...	1 0 0	...	...			
Ptk. Gillespie	...	"	102	...	1 0 0	...	...			
"	...	"	96	...	1 0 0	...	...			
"	...	"	90	...	1 0 0	...	...			
"	...	"	120	...	1 0 0	...	...			
"	...	"	302	...	1 0 0	...	...			
Jno. Hannan	...	"	200	...	1 0 0	...	...			
Geo. Harris	...	"	600	...	1 17 6	...	...			
C. A. Massay	...	"	380	...	1 3 9	...	...			
Ptk. Mitchell	...	"	192	...	1 0 0	...	...			
Jno. Madden	...	"	300	...	1 0 0	...	...			
"	...	"	302	...	1 0 0	...	...			
Duncn. M'Farlane	...	"	600	...	1 17 6	...	...			
"	...	"	120	...	1 0 0	...	...			
W. Pollard	...	"	81	...	1 0 0	...	...			

Annual.

3¼ farthings.

Name of Lessee.	Name of Run.	Name of District.	Actual Area.	Estimated Carrying Capacity of Run.	Annual Rental. £ s. d.	Old Rental and Assessment.	Date of present Tenure.	Year of Expiration of present Lease.	Average Rental per acre in each District.	General Abstract of particulars.
C. Roffe	...	Yass	243	...	1 0 0	...	...	Annual.	3¼ farthings.	
Jno. Reid	...	"	409	...	1 5 7	...	...			
Jas. Waye	...	"	300	...	1 0 0	...	...			
G. S. Wheatley	...	"	266	...	1 0 0	...	...			
Matt. Bevan	...	"	195	...	1 0 0	...	...			
"	...	"	102	...	1 0 0	...	...			
Edwd. Chapman	...	"	120	...	1 0 0	...	...			
Jos. Christie	...	"	336	...	1 1 0	...	...			
Wm. Christie	...	"	300	...	1 0 0	...	...			
Hy. Clarke	...	"	120	...	1 0 0	...	...			
Alex. Fraser, senr.	...	"	120	...	1 0 0	...	...			
Jonah George	...	"	60	...	1 0 0	...	...			
Mcl. Hackett	...	"	390	...	1 4 6	...	...			
G. Pinning	...	"	330	...	1 0 8	...	...			
Arthur Poole	...	"	271	...	1 0 0	...	...			
Wm. Saddler	...	"	360	...	1 2 6	...	...			
R. Taylor	...	"	180	...	1 0 0	...	...			
Fanny Tully	...	"	300	...	1 0 0	...	...			
Mcl. Breen	...	"	273	...	1 0 0	...	...			
Mcl. Watson	...	"	366	...	1 3 0	...	...			
Jas. Gall	...	"	264	...	1 0 0	...	...			
Hry. Paterson	...	"	390	...	1 4 6	...	...			
Ptk. Grace	...	"	210	...	1 0 0	...	...			
B. M'Night	...	"	89	...	1 0 0	...	...			
Thos. Prosser	...	"	100	...	1 0 0	...	...			
Jno. T. Preston	...	"	435	...	1 7 2	...	...			
"	...	"	486	...	1 10 5	...	...			
"	...	"	231	...	1 0 0	...	...			
"	...	"	90	...	1 0 0	...	...			
Ptk. Sullivan	...	"	150	...	1 0 0	...	...			
"	...	"	380	...	1 3 0	...	...			
"	...	"	213	...	1 0 0	...	...			
M. Cussack	...	"	236	...	1 0 0	...	...			
Jno. Millane, senr.	...	"	300	...	1 0 0	...	...			
"	...	"	552	...	1 14 6	...	...			
"	...	"	213	...	1 0 0	...	...			
"	...	"	267	...	1 0 0	...	...			
B. Stephenson	...	"	300	...	1 0 0	...	...			
Jas. Lyell	...	"	180	...	1 0 0	...	...			
Jno. Anderson	...	"	193	...	1 0 0	...	...			
Mcl. Frost	...	"	189	...	1 0 0	...	...			
Mrs. L. Reeves	...	"	90	...	1 0 0	...	...			
Robt. Walsh	...	"	243	...	1 0 0	...	...			
"	...	"	450	...	1 8 2	...	...			
E. Hallam	...	"	420	...	1 6 3	...	...			
Thos. Armstrong	...	"	497	...	1 11 1	...	...			
Hry. Pearse	...	"	120	...	1 0 0	...	...			
"	...	"	120	...	1 0 0	...	...			
Jno. Jas. Brown	...	"	102	...	1 0 0	...	...			
"	...	"	156	...	1 0 0	...	...			
Peter Thompson	...	"	450	...	1 8 2	...	...			
"	...	"	320	...	1 0 0	...	...			
Jas. Whittaker	...	"	184	...	1 0 0	...	...			
Jno. Tully	...	"	420	...	1 6 4	...	...			
Wm. Tate	...	"	150	...	1 0 0	...	...			
Martn. Kelly	...	"	120	...	1 0 0	...	...			
Ptr. Maley	...	"	159	...	1 0 0	...	...			
Jno. Lawless	...	"	378	...	1 3 8	...	...			
Jno. Byrnes	...	"	300	...	1 0 0	...	...			
"	...	"	120	...	1 0 0	...	...			
Hain Bush	...	"	406	...	1 5 6	...	...			
Hugh M'Cormack	...	"	300	...	1 0 0	...	...			
Andw. Egan	...	"	394	...	1 4 8	...	...			
Hry. Davis	...	"	300	...	1 0 0	...	...			
"	...	"	270	...	1 0 0	...	...			
Jas. M'Kay	...	"	120	...	1 0 0	...	...			
"	...	"	600	...	1 17 6	...	...			
Jeremiah Crossley	...	"	126	...	1 0 0	...	...			
"	...	"	129	...	1 0 0	...	...			
Wm. Garner	...	"	600	...	1 17 6	...	...			
Winifrd. Moore	...	"	282	...	1 0 0	...	...			
"	...	"	249	...	1 0 0	...	...			
"	...	"	362	...	1 2 8	...	...			
Alex. Abbey	...	"	552	...	1 14 6	...	...			
A. S. Gray	...	"	300	...	1 0 0	...	...			
Mcl. Galvin	...	"	116	...	1 0 0	...	...			
Alice Holmes	...	"	223	...	1 0 0	...	...			
Dvd. Webster	...	"	450	...	1 0 0	...	...			
Wm. James	...	"	135	...	1 0 0	...	...			
"	...	"	120	...	1 0 0	...	...			
"	...	"	322	...	1 0 2	...	...			
Jph. Hallam, senr.	...	"	263	...	1 0 0	...	...			
Jph. Hallam, junr.	...	"	420	...	1 6 3	...	...			
Jno. Dawe	...	"	90	...	1 0 0	...	...			

Name of Lessee.	Name of Run.	Name of District.	Actual Area.	Estimated Carrying Capacity of Run.	Annual Rental. £ s. d.	Old Rental and Assessment.	Date of present Tenure.	Year of Expiration of present Lease.	Average Rental per Acre in each District.	General Abstract of particulars.
Anthy. Patterson	...	Yass	120	...	1 0 0	...	...			
Thos. Patterson	...	"	120	...	1 0 0	...	...			
Mcl. Foley	...	"	240	...	1 0 0	...	...			
Mcl. Ryan	...	"	306	...	1 0 0	...	...			
Thos. Johnson	...	"	350	...	1 2 0	...	...			
H. C. Wheatley	...	"	600	...	1 17 6	...	...			
Sml. Starr	...	"	520	...	1 12 6	...	...			
Martn. Hennessy	...	"	90	...	1 0 0	...	...			
Neil M'Kinnon	...	"	150	...	1 0 0	...	...			
Matt. Grieves	...	"	390	...	1 4 6	...	...			
"	...	"	570	...	1 15 8	...	...			
Alexr. Grieves	...	"	120	...	1 0 0	...	...			
Wm. Jno. Grieves	...	"	120	...	1 0 0	...	...			
Thos. Wm. James	...	"	300	...	1 0 0	...	...			
Geo. Merriman	...	"	330	...	1 0 8	...	...			
Timthy. Killeen	...	"	463	...	1 8 11	...	...			
Jas. Connell	...	"	150	...	1 0 0	...	...			
"	...	"	240	...	1 0 0	...	...			
Jas. Connell, junr.	...	"	150	...	1 0 0	...	...			
Mcl. Delaney	...	"	90	...	1 0 0	...	...			
T. A. Robinson	...	"	90	...	1 0 0	...	...			
"	...	"	120	...	1 0 0	...	...			
Mcl. Curtin	...	"	120	...	1 0 0	...	...			
"	...	"	120	...	1 0 0	...	...			
Martin Clancy	...	"	263	...	1 0 0	...	..			
Ptk. Clancy, junr.	...	"	210	...	1 0 0	...	...			
Chas. Gillespie	...	"	633	...	1 19 8	...	...			
Jno. Smith	...	"	90	...	1 0 0	...	...			
"	...	"	130	...	1 0 0	...	...			
Wm. Smith	...	"	120	...	1 0 0	...	...			
Thos. Eacret	...	"	120	...	1 0 0	...	...			
Jno. Cook	...	"	200	...	1 0 0	...	...			
Wm. Medway	...	"	180	...	1 0 0	...	...			
Richd. Keefe	...	"	600	...	1 17 6	...	...			
N. R. Benard	...	"	350	...	1 1 11	...	...			
Anthy. Paterson	...	"	90	...	1 0 0	...	...			
F. M. George	...	"	120	...	1 0 0	...	...			
Jas. Solmes	...	"	300	...	1 0 0	...	...			
"	...	"	150	...	1 0 0	...	...			
Hry. Solmes	...	"	240	...	1 0 0	...	...			
P. Collett	...	"	308	...	1 0 0	...	...			
Aw. Bullman	...	"	150	...	1 0 0	...	...			
G. W. Barber	...	"	220	...	1 0 0	...	...			
Ptk. Rooney	...	"	240	...	1 0 0	...	...			
Geo. Crocker	...	"	240	...	1 0 0	...	...			
Ptk. Glennan	...	"	300	...	1 0 0	...	...			
Jno. Garner	...	"	450	...	1 8 2	...	...			
Jas. Bush	...	"	223	...	1 0 0	...	...			
Red. Howell	...	"	273	...	1 0 0	...	...			
F. C. Shepherd	...	"	240	...	1 0 0	...	...			
Timy. Starr	...	"	367	...	1 2 11	...	...			
W. H. Chambers	...	"	420	...	1 6 3	...	...			
"	...	"	320	...	1 0 0	...	...			
Nn. M'Gillis	...	"	120	...	1 0 0	...	...			
"	...	"	360	...	1 2 6	...	...			
"	...	"	120	...	1 0 0	...	...			
Jno. Crowe	...	"	300	...	1 0 0	...	...			
M. Moore (executors of)	...	"	210	...	1 0 0	...	...			
Thos. Alchin	...	"	147	...	1 0 0	...	...			
Dnl. M'Farlane	...	"	180	...	1 0 0	...	...			
Ptk. Brassil	...	"	300	...	1 0 0	...	...			
J. Reid (executor for U. Reid)	...	"	120	...	1 0 0	...	...			
Jno. Madden	...	"	120	...	1 0 0	...	...			
Winfd. Moore	...	"	400	...	1 5 0	...	...			
"	...	"	444	...	1 7 9	...	...			
Jno. Smith	...	"	90	...	1 0 0	...	...			
Jas. Loughnan, junr.	...	"	240	...	1 0 0	...	...			
Ptk. Kennedy, junr.	...	"	120	...	1 0 0	...	...			
Robt. Dowling	...	"	240	...	1 0 0	...	...			
Jno. Carnell	...	"	120	...	1 0 0	...	...			
Mcl. Loughnan	...	"	180	...	1 0 0	...	...			
Jno. Jobbins	...	"	120	...	1 0 0	...	...			
Don. M'Farlane	...	"	315	...	1 0 0	...	...			
Wm. Carnell	...	"	171	...	1 0 0	...	...			
Wm. Brown	...	"	360	...	1 2 6	...	...			
Jas. Hazell	...	"	240	...	1 0 0	...	...			
Jas. Thompson	...	"	270	...	1 0 0	...	...			
Wm. Kelly	...	"	240	...	1 0 0	...	...			
Mcl. Grogan	...	"	543	...	1 13 11	...	...			
Ptk. M'Inering	...	"	591	...	1 16 11	...	...			
Jno. Reid	...	"	240	...	1 0 0	...	...			
"	...	"	180	...	1 0 0	...	...			
"	...	"	120	...	1 0 0	...	...			
"	...	"	120	...	1 0 0	...	...			

Annual.

¾ farthings.

Name of Lessee.	Name of Run.	Name of District.	Actual Area.	Estimated Carrying Capacity of Run.	Annual Rental. £ s. d.	Old Rental and Assessment.	Date of present Tenure.	Year of Expiration of present Lease.	Average Rental per Acre in each District.	General Abstract of particulars.
Jno. Reid	...	Yass	300	...	1 0 0	...	...	Annual.	3¼ farthings.	
"	...	"	120	...	1 0 0	...	...			
H. Pearse	...	"	300	...	1 0 0	...	...			
Jas. Pearce	...	"	444	...	1 7 9	...	...			
Nelson Luck	...	"	150	...	1 0 0	...	...			
George George	...	"	240	...	1 0 0	...	...			
Ellen Egan, junr.	...	"	240	...	1 6 0	...	...			
Robt. Mooney	...	"	480	...	1 10 0	...	...			
Thos. Maloney	...	"	335	...	1 0 11	...	...			
"	...	"	600	...	1 17 6	...	...			
"	...	"	302	...	1 0 0	...	...			
Geo. Pinning	...	"	147	...	1 0 0	...	...			
Thos. Laidlaw	...	"	606	...	1 17 11	...	...			
Thos. Madden	...	"	150	...	1 0 0	...	...			
J. Edgerton	...	"	120	...	1 0 0	...	...			
J. T. Paterson	...	"	261	...	1 0 0	...	...			
F. George	...	"	135	...	1 0 0	...	...			
Chas. Byrne	...	"	96	...	1 0 0	...	...			
A. Reid, junr.	...	"	210	...	1 0 0	...	...			
"	...	"	240	...	1 0 0	...	...			
Jno. Lawton	...	"	420	...	1 6 4	...	...			
"	...	"	219	...	1 0 0	...	...			
"	...	"	120	...	1 0 0	...	...			
Mcl. Hewitt	...	"	420	...	1 6 4	...	...			
J. Byrne	...	"	300	...	1 0 0	...	...			
J. D. Chapple	...	"	300	...	1 0 0	...	...			
Robt. Collins	...	"	120	...	1 0 0	...	...			
Jas. Medway	...	"	132	...	1 0 0	...	...			
Jas. Ellison	...	"	120	...	1 0 0	...	...			
Thos. Grace	...	"	306	...	1 0 0	...	...			
Dnl. Fitzgerald	...	"	120	...	1 0 0	...	...			
Thos. Glennan	...	"	90	...	1 0 0	...	...			
Wm. Hookway	...	"	270	...	1 0 0	...	...			
Thos. Dowling	...	"	165	...	1 0 0	...	...			
Jno. Toohey	...	"	320	...	1 0 0	...	...			
G. S. Wheatly	...	"	300	...	1 0 0	...	...			
Jph. Edgerton	...	"	120	...	1 0 0	...	...			
Jas. Duff	...	"	270	...	1 0 0	...	...			
Jno. Hortone, senr.	...	"	300	...	1 0 0	...	...			
H. Slater	...	"	120	...	1 0 0	...	...			
Ptk. Cody	...	"	120	...	1 0 0	...	...			
R. Edwards	...	"	120	...	1 0 0	...	...			
J. T. Jones	...	"	600	...	1 17 6	...	...			
Wm. Grogan	...	"	450	...	1 8 2	...	...			
Jno. Loomes	...	"	240	...	1 0 0	...	...			
Jno. Campbell	...	"	120	...	1 0 0	...	...			
Thos. Dowling	...	"	99	...	1 0 0	...	...			
Jph. Newman	...	"	120	...	1 0 0	...	...			
M. and T. Carroll	...	"	252	...	1 0 0	...	...			
Thos. Weller	...	"	312	...	1 0 0	...	...			
Jermah. Crossley	...	"	91	...	1 0 0	...	...			
Geo. Merriman	...	"	120	...	1 0 0	...	...			
Mcl. Taity	...	"	480	...	1 10 0	...	...			
Jno. Mooney	...	"	240	...	1 0 0	...	...			
Thos. Arnuson	...	"	240	...	1 0 0	...	...			
Benjn. Chapman	...	"	150	...	1 0 0	...	...			
Wm. Ginn	...	"	360	...	1 2 6	...	...			
Richd. Howell	...	"	243	...	1 0 0	...	...			
Jno. Wm. Carey	...	"	270	...	1 0 0	...	...			
Frcs. Egan	...	"	150	...	1 0 0	...	...			
J. and J. S. Sands	...	"	500	...	1 11 3	...	...			
R. W. Chapple	...	"	240	...	1 0 0	...	...			
E. and J. Harvey	...	"	300	...	1 0 0	...	...			
Ptk. Clancy	...	"	210	...	1 0 0	...	...			
Ricd. Hyllier	...	"	300	...	1 0 0	...	...			
Jno. Clifford	...	"	240	...	1 0 0	...	...			
Jno. Cartwright	...	"	120	...	1 0 0	...	...			
Robt. Crossley	...	"	300	...	1 0 0	...	...			
Jno. Newland	...	"	450	...	1 8 2	...	...			
Mcl. Broderick, junr.	...	"	240	...	1 0 0	...	...			
Wm. Ryan	...	"	126	...	1 0 0	...	...			
Geo. Mason	...	"	300	...	1 0 0	...	...			
Jas. Watman	...	"	240	...	1 0 0	...	...			
Jas. Christie	...	"	330	...	1 0 8	...	...			
Jno. Lawtor	...	"	474	...	1 9 8	...	...			
C. S. Webster	...	"	240	...	1 0 0	...	...			
Chas. Turton	...	"	231	...	1 0 0	...	...			

AUCTION LEASES.

Name of Lessee.	Name of Run.	Name of District.	Actual Area.	Estimated Carrying Capacity of Run.	Annual Rental. £ s. d.	Old Rental and Assessment.	Date of present Tenure.	Year of Expiration of present Lease.	Average Rental per Acre in each District.	General Abstract of particulars.
Geo. Larnach	...	Bathurst	640	...	2 0 0	...	...			
"	...	"	640	...	2 0 0	...	...			
"	...	"	640	...	2 0 0	...	...			
"	...	"	1,280	...	4 0 0	...	...			
"	...	"	2,000	...	6 5 0	...	...			
Laurence Martin	...	"	2,520	...	7 17 8	...	...			
Jno. Miller	...	"	1,540	...	4 16 3	...	...			
"	...	"	1,920	...	6 0 0	...	...			
"	...	"	1,040	...	3 5 0	...	...			
Frd. Mariom	...	"	1,980	...	6 3 10	...	...			
Mcl. Moore	...	"	640	...	2 0 0	...	...			
"	...	"	640	...	2 0 0	...	...			
M'Intosh & Oakes	...	"	2,300	...	7 3 9	...	...			
"	...	"	1,980	...	7 11 6	...	...			
"	...	"	2,000	...	6 5 4	...	...			
— M'Kinnon	...	"	640	...	2 3 0	...	...			
"	...	"	1,920	...	6 0 0	...	...			
"	...	"	1,280	...	4 0 0	...	...			
Jno. M'Kinnon	...	"	1,950	...	6 2 0	...	...			
Jno. M'Lean	...	"	3,560	...	11 2 6	...	...			
"	...	"	1,150	...	5 8 0	...	...			
"	...	"	1,080	...	3 7 6	...	...			
Chas. M'Phillamy	...	"	1,180	...	3 16 0	...	...			
"	...	"	1,200	...	3 15 0	...	...			
"	...	"	1,920	...	6 0 0	...	...			
Wm. Parr	...	"	1,280	...	4 0 0	...	...			
"	...	"	640	...	2 0 0	...	...			
Thos. Pye	...	"	860	...	2 14 0	...	...			
Owen Quinn	...	"	750	...	2 14 3	...	...			
Jph. Sewell	...	"	800	...	2 10 0	...	...			
Sml. Taylor	...	"	1,240	...	3 17 8	...	...			
Thos. Anderson	...	"	1,280	...	4 6 0	...	...			
"	...	"	2,450	...	7 13 4	...	...			
"	...	"	5,670	...	17 15 8	...	...			
"	...	"	1,200	...	3 15 0	...	...			
Jph. Ainsworth	...	"	2,200	...	6 18 0	...	...			
Jacob Barnes	...	"	640	...	2 0 0	...	...			
Jas. Board	...	"	1,390	...	4 7 4	...	...			
Benjn. Bullock	...	"	640	...	3 0 0	...	...			
Henry Butler	...	"	1,450	...	4 11 0	...	...			
Jno. Cahill	...	"	3,130	...	9 16 0	...	...			
Thos. Clines	...	"	1,000	...	3 2 8	...	...			
Jno. Ferguson	...	"	2,030	...	6 7 0	...	...			
Gram. M. Fox	...	"	850	...	2 17 10	...	...			
Jno. Gilmour	...	"	640	...	2 0 0	...	...			
Jph. Golsby	...	"	800	...	2 10 0	...	...			
W. S. Howard	...	"	2,960	...	9 5 10	...	...			
Jno. Howard	...	"	4,390	...	13 14 9	...	...			
Peter Hume	...	"	2,100	...	6 11 3	...	...			
Hnry. Humphries	...	"	2,300	...	7 4 0	...	...			
"	...	"	640	...	2 0 0	...	...			
"	...	"	1,050	...	3 5 8	...	...			
"	...	"	1,000	...	3 2 8	...	...			
Chas. Icely	...	"	2,590	...	8 2 4	...	...			
"	...	"	1,740	...	5 9 0	...	...			
"	...	"	3,300	...	10 15 5	...	...			
Jno. Jones	...	"	700	...	2 3 10	...	...			
Thos. Kite	...	"	640		2 0 0	...	...			
Duld. Larnack	...	"	900	...	2 16 4	...	...			
Frcs. Lord	...	"	1,920	...	6 0 0	...	...			
Wm. Smith	...	"	640	...	2 0 0	...	...			
Jno. Smead	...	"	640	...	2 0 0	...	...			
"	...	"	1,280	...	4 0 0	...	...			
"	...	"	5,830	...	18 6 4	...	...			
F. C. Suttor	...	"	780	...	2 9 0	...	...			
"	...	"	640	...	2 0 0	...	...			
"	...	"	1,100	...	3 8 10	...	...			
Ptk. Sullivan	...	"	1,280	...	4 0 0	...	...			
Thos. Slattery	...	"	1,640	...	5 2 6	...	...			
J. B. Suttor	...	"	1,920	...	6 0 0	...	...			
Jno. Tobin	...	"	2,560	...	8 0 0	...	...			
Wm. Todd	...	"	640	...	2 0 0	...	...			
Geo. Hodgson	...	"	2,860	...	9 4 0	...	...			
"	...	"	1,280	...	4 0 0	...	...			
"	...	"	1,000	...	3 2 6	...	...			
"	...	"	3,160	...	10 13 7	...	...			
Wm. Brownlow	...	"	2,160	...	6 15 0	...	...			
Chas. Austen	...	"	1,280	...	4 0 0	...	...			
"	...	"	800	...	2 10 0	...	...			
"	...	"	640	...	2 0 0	...	...			
Thos. Anderson	...	"	2,990	...	9 7 0	...	...			

Annual.

3¾ farthings.

Total area of land under auction lease,—2,615,242 acres. Total rent of land under auction lease,—£8,969 10s. 5d.

Name of Lessee.	Name of Run.	Name of District.	Actual Area.	Estimated Carrying Capacity of Run.	Annual Rental. £ s. d.	Old Rental and Assessment.	Date of present Tenure.	Year of Expiration of present Lease.	Average Rental per Acre in each District.	General Abstract of particulars.
Henry Prior	...	Bathurst	2,890	...	9 0 10	...	...	Annual.	3¼ farthings.	
Jas. Daley	...	"	2,930	...	9 3 4	...	...			
Jno. M'Kinnon	...	"	2,560	...	8 0 0	...	...			
"	...	"	640	...	2 0 0	...	...			
Geo. Lewis	...	"	1,000	...	3 2 8	...	...			
Geo. Barnes	...	"	640	...	2 0 0	...	...			
Urban Sparke	...	"	1,950	...	6 2 0	...	...			
Geo. Kite	...	"	1,400	...	4 7 8	...	...			
"	...	"	2,620	...	8 3 10	...	...			
Thos. Anderson	...	"	700	...	2 3 10	...	...			
Alexr. Miller	...	"	2,920	...	9 2 6	...	...			
Jas. Crozier	...	"	1,920	...	6 0 0	...	...			
Hry. F. Piper	...	"	2,560	...	8 0 0	...	...			
"	...	"	1,920	...	6 5 0	...	...			
Anthy. Colley, junr.	...	"	2,300	...	7 4 0	...	...			
Jno. West	...	"	640	...	2 0 0	...	...			
Jno. Higgins	...	"	1,280	...	4 0 0	...	...			
Nicholas Foot	...	"	680	...	2 2 6	...	...			
Fred. Marion	...	"	640	...	2 0 0	...	...			
Wm. H. Howard	...	"	1,920	...	6 0 0	...	...			
Noble Wilson	...	"	640	...	2 0 0	...	...			
Albt. H. Sinclair	...	"	2,870	...	8 19 6	...	...			
Jno. Geo. Suttor	...	"	2,560	...	8 0 0	...	...			
Wm. Brownlow	...	"	1,640	...	5 2 6	...	...			
Hry. Thos. Piper	...	"	1,280	...	11 18 0	...	...			
Dnld. Larnach	...	"	700	...	2 4 0	...	...			
Jas. Donnelly	...	"	1,280	...	4 0 0	...	...			
Jph. Ewer	...	"	960	...	32 0 0	...	...			
Jno. Kessey	...	"	2,560	...	8 0 0	...	...			
Jph. Ainsworth	...	"	1,560	...	4 17 6	...	...			
Dnl. Davidson	...	"	1,000	...	3 2 6	...	...			
Jno. Bayley	...	"	1,100	...	3 8 10	...	...			
Plp. Gdly. Green	...	"	1,280	...	4 0 0	...	...			
Mel. Cantfield	...	Boorowa	2,100	...	6 11 6	...	...			
S. Marsden	...	"	2,560	...	8 0 0	...	...			
"	...	"	1,640	...	5 2 6	...	...			
"	...	"	700	...	2 3 9	...	...			
Jno. Frost	...	"	640	...	2 0 0	...	...			
"	...	"	2,774	...	8 13 10	...	...			
Alice Gibson	...	"	2,720	...	8 10 0	...	...			
"	...	"	6,150	...	19 4 4	...	...			
"	...	"	2,480	...	7 15 0	...	...			
"	...	"	640	...	4 8 0	...	...			
"	...	"	640	...	9 18 0	...	...			
"	...	"	640	...	9 18 0	...	...			
Septus. Gibson	...	"	4,320	...	13 10 1	...	...			
Ptk. Hogan	...	"	1,280	...	5 0 0	...	...			
Andw. H. Hume	...	"	2,160	...	6 15 0	...	...			
"	...	"	2,180	...	6 16 3	...	...			
"	...	"	2,670	...	8 7 0	...	...			
Jno. Hutchinson	...	"	1,490	...	4 13 2	...	...			
Jno. Jones	...	"	640	...	2 0 0	...	...			
J. Martin, junr.	...	"	3,840	...	12 0 0	...	...			
Thos. Newham	...	"	660	...	4 10 8	...	...			
"	...	"	640	...	2 0 0	...	...			
"	...	"	1,320	...	4 2 8	...	...			
"	...	"	900	...	2 16 4	...	...			
"	...	"	1,300	...	4 5 4	...	...			
Wm. O'Connor	...	"	1,340	...	4 4 0	...	...			
Jno. O'Connor	...	"	5,091	...	15 18 3	...	...			
"	...	"	2,240	...	7 0 0	...	...			
"	...	"	640	...	2 10 0	...	...			
"	...	"	1,280	...	4 0 0	...	...			
Chas. O'Leary	...	"	1,280	...	4 0 0	...	...			
"	...	"	1,000	...	3 2 6	...	...			
Wm. O'Connor	...	"	640	...	5 10 0	...	...			
Jas. Ryan	...	"	1,920	...	6 0 0	...	...			
Jno. Smith	...	"	900	...	2 16 4	...	...			
Geo. Wilson	...	"	640	...	2 0 0	...	...			
Stphn. Williams	...	"	640	...	2 5 0	...	...			
Dvd. J. O'Neill	...	"	1,280	...	4 0 0	...	...			
Wm. Fogg	...	"	2,560	...	8 0 0	...	...			
Alice Gibson	...	"	9,150	...	28 12 2	...	...			
Jno. Hardyman	...	"	1,280	...	4 0 0	...	...			
Jno. Cummings	...	"	1,280	...	4 0 0	...	...			
N. S. Besnard	...	"	640	...	2 0 0	...	...			
"	...	"	640	...	5 0 0	...	...			
Johanna Hanrahan	...	"	1,280	...	4 0 0	...	...			
Henry Evans	...	"	900	...	7 6 2	...	...			
Andw. H. Hume	...	"	1,280	...	4 0 0	...	...			
Evan Jones	...	"	1,920	...	6 0 0	...	...			
Wm. Taylor	...	"	880	...	2 15 0	...	...			
Ptk. O'Leary	...	"	640	...	2 0 0	...	...			
Christr. O'Leary	...	"	1,280	...	4 0 0	...	...		3⅜ farthings.	

Name of Lessee.	Name of Run.	Name of District.	Actual Area.	Estimated Carrying Capacity of Run.	Annual Rental. £ s. d.	Old Rental and Assessment.	Date of present Tenure.	Year of Expiration of present Lease.	Average Rental per Acre in each District.	General Abstract of particulars.
Christr. O'Leary	...	Boorowa	640	...	2 0 0	...	...	Annual.	3¾ farthings.	
"	...	"	1,280	...	4 0 0	...	...			
Cathe. Taylor	...	"	640	...	2 0 0	...	...			
Frcs. Harris	...	"	1,280	...	4 0 0	...	...			
Thos. Reid	...	"	640	...	2 0 0	...	...			
Ellen Hammond	...	"	800	...	2 10 0	...	...			
Alice Gibson	...	"	2,480	...	41 15 0	...	...			
Jenkin Morgan	...	"	960	...	3 0 0	...	...			
Henry Newham	...	"	1,280	...	4 0 0	...	...			
Jno. Frost	...	"	1,280	...	4 0 0	...	...			
Thos. Newham	...	"	1,920	...	8 12 0	...	...			
Edwn. Lane	...	"	640	...	2 0 0	...	...			
Ed. H. Hargraves	...	Brisbane Water	1,920	...	6 0 0	...	...			
"	...	"	640	...	2 0 0	...	...			
Jas. Fanning	...	"	640	...	2 0 0	...	...			
Wm. Geo. Turner	...	"	640	...	2 0 0	...	...			
Chas. Armstrong	...	"	1,280	...	4 0 0	...	...			
Robt. Goldin	...	"	640	...	2 0 0	...	...			
J. Lees	...	"	640	...	2 0 0	...	...			
Wm. Long	...	"	640	...	2 0 0	...	...			
Edw. Wamsley	...	"	1,240	...	3 17 6	...	...			
Hy. Ryan	...	Broulee	640	...	2 0 0	...	...			
Thos. Forster	...	"	1,360	...	4 5 0	...	...			
Chas. S. Black	...	Bega	1,280	...	4 0 0	...	...			
Thos. H. Jaggers	...	"	640	...	2 0 0	...	...			
G. Bassingthwaighte	...	Braidwood	900	...	2 16 4	...	...			
Cornelius Bentley	...	"	2,420	...	7 11 4	...	...			
Sml. Croaker	...	"	1,050	...	3 5 8	...	...			
"	...	"	1,280	...	4 0 0	...	...			
Rlph. Hush, senr.	...	"	1,280	...	4 0 0	...	...			
Dvd. M'Kenzie	...	"	830	...	2 12 0	...	...			
Gabriel Nichols	...	"	1,000	...	3 2 6	...	...			
Peter Roberts	...	"	1,280	...	4 0 0	...	...			
Peter C. H. Roberts	...	"	2,240	...	7 0 0	...	...			
Jno. Rolfe	...	"	800	...	2 10 0	...	...			
"	...	"	2,080	...	6 10 0	...	...			
"	...	"	640	...	2 0 0	...	...			
Lawrence Terry	...	"	640	...	2 0 0	...	...			
Ewd. Smith	...	"	960	...	3 0 0	...	...			
Frcs. Cooper	...	"	2,030	...	6 7 0	...	...			
Ptk. Quilty	...	"	1,280	...	4 0 0	...	...			
Wm. Brice	...	"	1,150	...	3 11 10	...	...			
Dudly M'Grath	...	"	800	...	2 10 0	...	...			
Jas. W. Quinn	...	"	800	...	2 10 0	...	...			
Ewd. Carter	...	Berrima	1,120	...	3 11 0	...	...			
Jno. Ellsmore	...	"	640	...	2 0 0	...	...			
Jno. Gordon	...	"	1,000	...	3 2 6	...	...			
Ewd. Carter	...	"	3,710	...	11 11 11	...	...			
Jas. Murray	...	"	1,280	...	4 0 0	...	...			
"	...	"	800	...	2 10 0	...	...			
Jas. Cashburn	...	"	1,280	...	4 0 0	...	...			
Thos. Holt	...	"	1,800	...	5 12 8	...	...			
Jno. Ward	...	"	1,060	...	3 6 4	...	...			
Wm. Murray	...	"	1,700	...	5 14 8	...	...			
Ewd. Carter	...	"	3,700	...	12 1 0	...	...			
"	...	"	642	...	2 0 0	...	...			
"	...	"	640	...	2 0 0	...	...			
"	...	"	960	...	3 0 0	...	...			
Mary Ellsmore	...	"	640	...	2 0 0	...	...			
E. D. Dobson & Wm. Willis	...	"	1,920	...	6 0 0	...	...			
David Morrice	...	"	900	...	2 16 4	...	...			
"	...	"	7,170	...	22 8 2	...	...			
G. E. Makin	...	"	1,200	...	3 18 2	...	...			
Frd. Wild	...	"	1,840	...	5 15 0	...	...			
"	...	"	1,540	...	4 16 4	...	...			
Jph. Vogt	...	"	960	...	3 0 0	...	...			
Jas. Williams	...	"	640	...	2 0 0	...	...			
Adam Menzies	...	"	640	...	2 0 0	...	...			
Jas. Williams	...	"	960	...	3 0 0	...	...			
Wm. Willis	...	"	1,640	...	5 2 6	...	...			
Sml. Blackman	...	Carcoar	1,600	...	5 0 0	...	...			
"	...	"	640	...	2 0 0	...	...			
Wm. Brownlow	...	"	4,650	...	14 10 8	...	...			
"	...	"	1,280	...	4 0 0	...	...			
"	...	"	3,010	...	9 8 2	...	...			
"	...	"	640	...	2 0 0	...	...			
Henry Carr	...	"	2,440	...	7 12 6	...	...			
"	...	"	1,250	...	3 18 2	...	...			
C. Lewis & M. M'Donald	...	"	2,560	...	8 0 0	...	...			
Isaac Dunster	...	"	1,920	...	6 0 0	...	...			
Henry Carr	...	"	1,390	...	4 6 10	...	...			
"	...	"	2,620	...	12 6 1	...	...			
"	...	"	1,280	...	4 0 0	...	...			
Benjn. Clements	...	"	6,400	...	20 0 0	...	...			
									3 farthings.	
									1 penny.	
									3¾ farthings.	

Name of Lessee.	Name of Run.	Name of District.	Actual Area.	Estimated Carrying Capacity of Run.	Annual Rental. £ s. d.	Old Rental and Assessment.	Date of present Tenure.	Year of Expiration of present Lease.	Average Rental per Acre in each District.	General Abstract of particulars.
Benjn. Clements	...	Carcoar	2,560	...	8 0 0	...	...			
,,	...	,,	2,670	...	8 7 6	...	...			
Jph. Clements	...	,,	14,490	...	45 4 8	...	...			
Jas. Costigan	...	,,	1,280	...	4 0 0	...	...			
,,	...	,,	3,130	...	9 15 8	...	...			
,,	...	,,	3,200	...	10 0 0	...	...			
Hy. Carr	...	,,	4,800	...	15 0 0	...	...			
Robt. Collier	...	,,	7,430	...	23 1 11	...	...			
C. W. Croaker	...	,,	1,280	...	4 0 0	...	...			
Wm. Dunn	...	,,	640	...	2 0 0	...	...			
,,	...	,,	2,430	...	7 11 10	...	...			
Ptk. Burke	...	,,	1,490	...	4 13 2	...	...			
Lewis Evans	...	,,	850	...	2 13 0	...	...			
Hugh Elliott	...	,,	750	...	2 7 0	...	...			
,,	...	,,	1,700	...	5 6 4	...	...			
Edwd. Burke	...	,,	850	...	2 13 2	...	...			
Alice Gibson	...	,,	770	...	2 8 4	...	...			
Gustavus Glasson	...	,,	5,670	...	17 14 8	...	...			
Jas. Grant	...	,,	1,110	...	3 9 7	...	...			
,,	...	,,	1,900	...	5 19 0	...	...			
Thos. Hackney	...	,,	1,500	...	4 14 0	...	...			
Jas. Grant	...	,,	960	...	3 0 0	...	...			
Jas. Hall	...	,,	960	...	3 0 0	...	...			
,,	...	,,	2,380	...	22 4 2	...	...			
Ellen Hammond	...	,,	2,180	...	6 16 3	...	...			
,,	...	,,	1,280	...	4 0 0	...	...			
,,	...	,,	2,710	...	8 9 6	...	...			
Thos. Hackney	...	,,	5,120	...	23 19 6	...	...			
,,	...	,,	1,280	...	4 0 0	...	...			
,,	...	,,	3,340	...	10 8 9	...	...			
Phlp. Hanrahan	...	,,	2,240	...	7 8 0	...	...			
,,	...	,,	2,240	...	7 0 2	...	...			
,,	...	,,	640	...	2 0 0	...	...			
Chas. Hearne	...	,,	1,150	...	3 12 0	...	...			
,,	...	,,	1,280	...	4 0 0	...	...			
,,	...	,,	1,380	...	4 6 3	...	...			
,,	...	,,	1,280	...	4 0 0	...	...			
Jas. Hearne	...	,,	640	...	2 0 0	...	...			
,,	...	,,	2,560	...	8 11 0	...	...			
,,	...	,,	1,280	...	4 9 0	...	...			
,,	...	,,	2,360	...	7 7 8	...	...			
Dvd. Howard	...	,,	3,040	...	9 10 0	...	...			
,,	...	,,	720	...	2 5 0	...	...			
,,	...	,,	4,160	...	13 0 0	...	...			
J. H. Howard	...	,,	3,840	...	12 0 0	...	...			
Ptk. Hogan	...	,,	640	...	2 0 0	...	...			
Jno. Hudson	...	,,	2,680	...	8 7 8	...	...			
Jas. Hargans	...	,,	640	...	2 0 0	...	...			
,,	...	,,	1,050	...	3 5 8	...	...			
,,	...	,,	1,600	...	5 0 0	...	...			
,,	...	,,	700	...	2 4 0	...	...			
T. R. Icely	...	,,	3,930	...	12 5 0	...	...			
Dvd. Howard	...	,,	1,600	...	5 0 0	...	...			
Icely & Son	...	,,	640	...	2 0 0	...	...			
Thos. Hackney	...	,,	2,770	...	8 13 2	...	...			
,,	...	,,	2,970	...	9 5 8	...	...			
,,	...	,,	3,960	...	12 7 6	...	...			
,,	...	,,	1,280	...	4 0 0	...	...			
,,	...	,,	1,490	...	4 13 2	...	...			
R. Julian	...	,,	1,640	...	5 2 8	...	...			
Jas. Hearne	...	,,	4,700	...	14 13 10	...	...			
Alexr. Kinghorne	...	,,	800	...	2 10 0	...	...			
Wm. King	...	,,	640	...	2 0 0	...	...			
,,	...	,,	1,590	...	4 19 4	...	...			
Christ. Lewis	...	,,	1,280	...	4 0 0	...	...			
Ewd. Markham	...	,,	960	...	3 0 0	...	...			
Edmd. Markham	...	,,	2,560	...	8 0 0	...	...			
Robt. Maguire	...	,,	1,280	...	4 0 0	...	...			
Jno. Mills	...	,,	2,560	...	8 0 0	...	...			
Brgt. Markham	...	,,	2,560	...	8 0 0	...	...			
Alexr. M'Ausland	...	,,	960	...	3 0 0	...	...			
Knth. M'Kenzie	...	,,	1,000	...	3 2 6	...	...			
Wm. M'Kenzie	...	,,	2,560	...	8 0 0	...	...			
,,	...	,,	1,280	...	4 0 0	...	...			
Jno. M'Phillamy	...	,,	1,800	...	5 12 8	...	...			
,,	...	,,	1,280	...	4 0 0	...	...			
Chas. M'Phillamy	...	,,	4,810	...	15 0 9	...	...			
,,	...	,,	1,920	...	6 0 0	...	...			
,,	...	,,	750	...	2 7 0	...	...			
Jno. M'Kenzie	...	,,	1,920	...	6 0 0	...	...			
Chas. M'Phillamy	...	,,	4,860	...	15 3 9	...	...			
The Commercial Banking Company of Sydney	...	,,	1,280	...	4 0 0	...	...			
,,	...	,,	1,660	...	5 3 9	...	...			
	...	,,	640	...	2 0 0	...	...			
								Annual.	3¾ farthings.	

Name of Lessee.	Name of Run.	Name of District.	Actual Area.	Estimated Carrying Capacity of Run.	Annual Rental. £ s. d.	Old Rental and Assessment.	Date of present Tenure.	Year of Expiration of present Lease.	Average Rental per Acre in each District.	General Abstract of particulars.
The Commercial Banking Company of Sydney.	...	Carcoar	850	...	2 13 2	...	...	Annual.	3 farthings.	
"	...	"	640	...	2 0 0	...	...			
"	...	"	850	...	2 13 2	...	...			
"	...	"	740	...	2 6 4	...	...			
"	...	"	3,120	...	9 15 0	...	...			
"	...	"	1,920	...	6 0 0	...	...			
"	...	"	3,250	...	10 3 2	...	...			
Henry Oliver	...	"	2,130	...	6 14 6	...	...			
Geo. Oakes	...	"	3,440	...	10 15 4	...	...			
Sarah Peisley	...	"	640	...	2 0 0	...	...			
Thos. Pye	...	"	2,560	...	8 0 0	...	...			
Ewd. Ridley.....	...	"	2,920	...	9 2 6	...	...			
"	...	"	640	...	2 0 0	...	...			
"	...	"	640	...	2 0 0	...	...			
Geo. Ridley	...	"	640	...	2 0 0	...	...			
Henry Rotten	...	"	640	...	2 0 0	...	...			
"	...	"	1,100	...	3 8 9	...	...			
W. Montague Rothery	...	"	4,380	...	13 13 10	...	...			
Ewd. Ridley.....	...	"	2,280	...	7 2 6	...	...			
Jno. Sheady	...	"	640	...	2 0 0	...	...			
"	...	"	640	...	6 10 6	...	...			
Mcl. Shepherd	...	"	1,920	...	6 0 0	...	...			
Jph. Smith	...	"	1,920	...	6 0 0	...	...			
"	...	"	1,280	...	4 0 0	...	...			
Mercantile Bank	...	"	1,920	...	6 0 0	...	...			
"	...	"	5,490	...	17 3 4	...	...			
Jas. Spalding	...	"	1,280	...	4 0 0	...	...			
"	...	"	1,000	...	3 2 6	...	...			
"	...	"	640	...	2 10 0	...	...			
Bernard Stimpson	...	"	1,280	...	4 0 0	...	...			
"	...	"	640	...	2 0 0	...	...			
Henry Carr	...	"	1,210	...	3 15 8	...	...			
"	...	"	2,560	...	8 0 0	...	...			
"	...	"	640	...	2 0 0	...	...			
"	...	"	2,600	...	8 2 6	...	...			
Jno. Wells	...	"	1,920	...	6 0 0	...	...			
Jno. Whitby	...	"	640	...	2 0 0	...	...			
Mrs. P. Whitby	...	"	900	...	2 16 4	...	...			
Ewd. Wells	...	"	1,600	...	5 0 0	...	...			
"	...	"	1,860	...	5 16 3	...	...			
"	...	"	1,280	...	4 0 0	...	...			
Thos. Walsh.....	...	"	3,720	...	11 12 8	...	...			
Ewd. Barker.....	...	"	1,920	...	6 0 0	...	...			
Richd. Collier	...	"	4,080	...	12 15 0	...	...			
"	...	"	2,100	...	6 11 3	...	...			
Ewd. Laing	...	"	1,280	...	4 0 0	...	...			
Jno. Sharwood.....	...	"	2,390	...	7 9 6	...	...			
Thos. Wilding	...	"	1,100	...	3 8 10	...	...			
"	...	"	2,080	...	6 10 0	...	...			
Thos. Moss	...	"	640	...	2 0 0	...	...			
Dunn & Hearne	...	"	640	...	2 0 0	...	...			
Thos. Hackney.....	...	"	1,740	...	5 8 9	...	...			
Thos. Elvines	...	"	640	...	2 0 0	...	...			
Wm. Fahey	...	"	1,600	...	5 0 0	...	...			
Owen Drudy.....	...	"	700	...	2 3 10	...	...			
Ellen Hammond	...	"	2,730	...	8 10 10	...	...			
"	...	"	640	...	2 10 0	...	...			
"	...	"	640	...	2 10 0	...	...			
Blackman & Hearne	...	"	700	...	2 3 9	...	...			
Jas. M'Phee.....	...	"	3,720	...	11 12 8	...	...			
"	...	"	2,560	...	8 0 0	...	...			
O'Leary & Jordan	...	"	850	...	2 13 2	...	...			
Jno. Sharwood.....	...	"	640	...	12 0 0	...	...			
Geo. Larnach	...	"	640	...	18 0 0	...	...			
Thos. Quinn.....	...	"	1,280	...	23 0 0	...	...			
Wm. Cartwrite.....	...	"	960	...	11 5 0	...	...			
Thos. Maguire	...	"	640	...	2 0 0	...	...			
Jas. Costigan	...	"	900	...	30 18 9	...	...			
"	...	"	960	...	3 0 0	...	...			
Alexr. Kingham	...	"	880	...	2 15 0	...	...			
Robt. Bright.....	...	"	720	...	2 5 0	...	...			
Lewis Evans.....	...	"	3,630	...	11 14 0	...	...			
Hry. Oliver	...	"	1,280	...	4 0 0	...	...			
Jno. London.....	...	"	640	...	12 0 0	...	...			
Hry. Carr.....	...	"	800	...	2 10 0	...	...			
Wm. M'Kenzie	...	"	1,640	...	5 2 6	...	...			
Stphn. Alexander	...	"	640	...	2 0 0	...	...			
Wm. Glasson	...	Cowra	1,750	...	5 11 6	...	...			
T. H. West	...	"	7,110	...	22 5 0	...	...			
"	...	"	4,890	...	15 6 0	...	...			
Jas. Ousby	...	"	6,290	...	19 13 2	...	...			
Brgt. Markham	...	"	960	...	3 0 0	...	...			
Jno. Hoban	...	"	1,280	...	4 0 0	...	...			
Ewd. Grunmo	...	"	750	...	2 7 0	...	...			

Name of Lessee.	Name of Run.	Name of District.	Actual Area.	Estimated Carrying Capacity of Run.	Annual Rental. £ s. d.	Old Rental and Assessment.	Date of present Tenure.	Year of Expiration of present Lease.	Annual Rental per Acre in each District.	General Abstract of particulars.
T. H. & A. K. West	...	Cowra	3,380	...	10 11 8	...	...	Annual.	3 farthings.	
Peter Cassidy	...	,,	640	...	2 0 0	...	...			
Angus Kennedy	...	,,	1,280	...	4 0 0	...	...			
Chas. Dunn & Jno. Martin	...	Camden	900	...	2 16 4	...	...			
Thos. M'Mahon	...	,,	640	...	2 0 0	...	...			
Jno. Grundy	...	,,	640	...	2 0 0	...	...			
Hry. Dunn	...	,,	750	...	2 7 0	...	...			
,,	...	,,	640	...	2 0 0	...	...			
Chas. H. Dunn	...	,,	1,490	...	4 13 2	...	...			
Thos. Inglis	...	,,	750	...	2 6 11	...	...			
Jno. M'Mahon	...	,,	640	...	2 0 0	...	...			
C. & H. Dunn	...	,,	640	...	2 0 0	...	...			
Thos. Dunn	...	,,	1,200	...	3 15 0	...	...			
C. & H. Dunn	...	,,	800	...	2 10 0	...	...			
Wm. Dennis, junr.	...	,,	900	...	2 16 3	...	...			
E. L. Moore	...	,,	3,280	...	10 5 4	...	...			
,,	...	,,	640	...	2 0 0	...	...			
,,	...	,,	640	...	2 0 0	...	...			
,,	...	,,	640	...	2 0 0	...	...			
,,	...	,,	1,280	...	4 0 0	...	...			
Jno. Wild	...	,,	5,070	...	15 17 0	...	...			
Jph. Moore, junr., & John Wild	...	,,	1,800	...	5 12 8	...	...			
E. L. Moore	...	,,	3,140	...	9 16 8	...	...			
Robt. Jph. O'Reiley	...	,,	1,280	...	4 0 0	...	...			
Chas. & Hry. Dunn	...	,,	3,640	...	11 7 8	...	...			
,,	...	,,	640	...	2 0 0	...	...			
,,	...	,,	4,590	...	14 7 4	...	...			
Ptk. Egan	...	,,	1,000	...	3 2 6	...	...			
Jas. Thompson	...	,,	640	...	2 0 0	...	...			
Thos. M. Dunn	...	,,	3,750	...	11 15 0	...	...			
Wm. Gittoes	...	,,	2,560	...	8 0 0	...	...			
Jph. Moore, junr.	...	,,	1,920	...	6 0 0	...	...			
E. H. & W. Fieldhouse	...	,,	1,440	...	4 10 0	...	...			
,,	...	,,	1,920	...	6 16 0	...	...			
Hry. Dunn	...	,,	640	...	2 0 0	...	...			
Alex. & Wm. Busby	...	Cassilis	2,200	...	6 17 8	...	...			
,,	...	,,	640	...	2 0 0	...	...			
,,	...	,,	1,280	...	4 0 0	...	...			
Robt. Byfield	...	,,	1,280	...	4 0 0	...	...			
,,	...	,,	4,590	...	24 19 0	...	...			
,,	...	,,	1,280	...	4 0 0	...	...			
Jas. Devoy	...	,,	3,840	...	12 0 0	...	...			
,,	...	,,	3,880	...	12 2 8	...	...			
,,	...	,,	2,920	...	9 2 6	...	...			
Wm. Elliott	...	,,	1,280	...	4 0 0	...	...			
,,	...	,,	640	...	2 0 0	...	...			
W. R. Elliott	...	,,	2,560	...	9 12 6	...	...			
,,	...	,,	3,720	...	11 12 0	...	...			
,,	...	,,	1,280	...	4 0 0	...	...			
,,	...	,,	1,280	...	4 0 0	...	...			
,,	...	,,	640	...	2 0 0	...	...			
,,	...	,,	3,200	...	14 2 0	...	...			
,,	...	,,	640	...	2 0 0	...	...			
Mat. Hall	...	,,	1,920	...	6 0 0	...	...			
Chas. Lawson	...	,,	800	...	2 10 0	...	...			
,,	...	,,	640	...	2 0 0	...	...			
Adolphus B. Jones	...	,,	2,660	...	11 2 8	...	...			
A. B. Jones	...	,,	3,060	...	9 11 5	...	...			
,,	...	,,	5,440	...	17 0 0	...	...			
A. T. Jones	...	,,	640	...	2 0 0	...	...			
,,	...	,,	2,080	...	38 15 0	...	...			
,,	...	,,	960	...	3 0 0	...	...			
,,	...	,,	640	...	2 0 0	...	...			
Dyd. Jones	...	,,	3,200	...	12 1 0	...	...			
Wm. R. Elliott	...	,,	1,280	...	4 0 0	...	...			
,,	...	,,	2,560	...	8 0 0	...	...			
Ambrose Lovegrove	...	,,	1,280	...	4 0 0	...	...			
,,	...	,,	1,150	...	3 13 10	...	...			
J. de V. Lamb	...	,,	1,920	...	6 0 0	...	...			
,,	...	,,	7,040	...	22 0 0	...	...			
,,	...	,,	7,680	...	24 0 0	...	...			
,,	...	,,	5,760	...	18 0 0	...	...			
,,	...	,,	6,400	...	63 2 0	...	...			
Thos. Braggett	...	,,	960	...	3 0 0	...	...			
Alex. M'Donald	...	,,	1,490	...	4 13 2	...	...			
Jno. Nevell	...	,,	640	...	4 0 0	...	...			
,,	...	,,	3,690	...	11 10 8	...	...			
,,	...	,,	640	...	2 0 0	...	...			
Chas. O'Brien	...	,,	640	...	2 0 0	...	...			
J. de V. Lamb	...	,,	2,560	...	8 0 0	...	...			
Jno. Regan	...	,,	1,280	...	4 0 0	...	...			
Thos. Regan	...	,,	1,280	...	4 0 0	...	...			
Robt. Robertson	...	,,	1,200	...	3 15 0	...	...			

Name of Lessee.	Name of Run.	Name of District.	Actual Area.	Estimated Carrying Capacity of Run.	Annual Rental. £ s. d.	Old Rental and Assessment.	Date of present Tenure.	Year of Expiration of present Lease.	Average Rental per Acre in each District.	General Abstract of particulars.
Robt. Robertson	...	Cassilis	800	...	2 10 0	...	...	Annual.	3 farthings.	
Geo. Rouse	...	,,	8,830	...	27 12 0	...	...			
,,	...	,,	8,940	...	27 19 0	...	...			
Richd. Rouse	...	,,	11,300	...	35 8 8	...	...			
Geo. Rouse	...	,,	6,400	...	20 0 0	...	...			
Sml. Saddler	...	,,	1,900	...	5 18 10	...	...			
Watt & M'Master	...	,,	5,220	...	31 3 4	...	...			
Wm. Waterford	...	,,	2,560	...	8 0 0	...	...			
Robt. Byfield	...	,,	3,360	...	10 10 0	...	...			
,,	...	,,	1,920	...	6 0 0	...	...			
Geo. Rouse	...	,,	5,120	...	16 0 0	...	...			
Robt. Wm. Elliott	...	,,	3,200	...	10 0 0	...	...			
R. J. Traill—Executors of	...	,,	3,840	...	32 3 0	...	...			
Richd. Rouse	...	,,	6,040	...	18 18 0	...	...			
G. Snlg. Hill	...	Dungog	1,280	...	6 0 0	...	...		3¼ farthings.	
Hooke & Higgins	...	,,	1,080	...	3 7 6	...	...			
Jno. Hooke	...	,,	1,480	...	4 12 6	...	...			
,,	...	,,	1,200	...	3 15 0	...	...			
,,	...	,,	2,050	...	6 8 2	...	...			
Alexr. T. Laurie	...	,,	1,140	...	5 11 5	...	...			
Mackay & Hooke	...	,,	8,190	...	25 12 1	...	...			
Rumble & Middlebrook	...	,,	640	...	2 0 0	...	...			
Fisher & Hutchinson	...	,,	640	...	2 0 0	...	...			
Andw. Reemble	...	,,	640	...	2 0 0	...	...			
Jas. Bignell	...	,,	1,280	...	4 0 0	...	...			
Jno. Sivers	...	Eden	1,500	...	4 14 0	...	...			
Thos. Doyle	...	,,	900	...	2 16 4	...	...			
Jas. Aitken	...	Grafton	12,857	...	40 3 6	...	...		3½ farthings.	
Chas. Johnson	...	,,	1,147	...	3 11 7	...	...			
G. W. C. R. & C. K. Mylne	...	,,	5,840	...	18 5 0	...	...			
,,	...	,,	1,920	...	6 0 0	...	...			
C. G. Tindale	...	,,	640	...	2 0 0	...	...			
,,	...	,,	1,920	...	6 0 0	...	...			
,,	...	,,	640	...	2 0 0	...	...			
,,	...	,,	7,672	...	23 19 10	...	...			
,,	...	,,	1,920	...	6 0 0	...	...			
,,	...	,,	8,166	...	25 10 2	...	...			
Barnes & Smith	...	,,	12,680	...	40 5 4	...	...			
Jno. Zaill	...	,,	5,760	...	18 0 0	...	...			
Brgt. Armstrong	...	Goulburn	640	...	2 0 0	...	...			
Jas. Brown & H. F. Hartley	...	,,	640	...	2 0 0	...	...			
Wm. Baxter	...	,,	1,600	...	5 0 1	...	...			
Wm. Brownlow	...	,,	960	...	3 0 0	...	...			
Jas. Barnett	...	,,	1,840	...	5 15 0	...	...			
J. W. Chisholm	...	,,	1,840	...	5 15 0	...	...			
Jno. Chalker	...	,,	3,470	...	10 17 4	...	...			
Jas. Chalker & D. Croaker	...	,,	2,560	...	8 0 0	...	...			
Jno. C. Casburn	...	,,	900	...	2 16 3	...	...			
Mary Cain	...	,,	640	...	2 0 0	...	...			
Frcs. Cooper	...	,,	1,280	...	4 0 0	...	...			
,,	...	,,	2,190	...	6 17 0	...	...			
,,	...	,,	1,280	...	4 0 0	...	...			
Robt. Fenwick	...	,,	1,590	...	4 19 5	...	...			
Alice Gibson	...	,,	640	...	2 0 0	...	...			
Hry. F. Hartley	...	,,	640	...	2 0 0	...	...			
Mat. Hillas	...	,,	9,380	...	29 6 6					
,,	...	,,	2,990	...	9 7 0	...	...			
,,	...	,,	750	...	2 7 0	...	...			
,,	...	,,	1,280	...	4 0 0	...	...			
,,	...	,,	640	...	2 0 0	...	...			
J. A. Jamieson	...	,,	1,000	...	3 2 6	...	...			
,,	...	,,	850	...	2 13 2	...	...			
Phillip Jamieson	...	,,	1,100	...	3 8 10	...	...			
H. H. Hackney	...	,,	1,340	...	4 3 10	...	...			
Jas. Leonard	...	,,	850	...	2 13 2	...	...			
Richd. Lynam	...	,,	1,200	...	3 15 0	...	...			
Jno. Laverly	...	,,	2,700	...	8 9 0	...	...			
J. Marshall	...	,,	960	...	3 0 0	...	...			
Janet Mather	...	,,	850	...	2 13 2	...	...			
Thos. Marmont	...	,,	852	...	2 13 2	...	...			
M. P., & R. & A. M'Donald	...	,,	750	...	2 7 0	...	...			
,,	...	,,	1,740	...	5 8 10	...	...			
Ewd. Meyers	...	,,	1,050	...	3 5 8	...	...			
Geo. Mortimer	...	,,	1,000	...	3 2 6	...	...			
Ptk. Mooney	...	,,	640	...	2 0 0	...	...			
,,	...	,,	800	...	2 10 0	...	...			
Jno. Marmont	...	,,	3,930	...	12 5 8	...	...			
,,	...	,,	1,150	...	3 11 10	...	...			
Ptr. & Angs. M'Inness	...	,,	1,600	...	5 0 0	...	...			
Jno. M'Inness	...	,,	640	...	2 0 0	...	...			
Angus M'Inness	...	,,	640	...	2 0 0	...	...			
,,	...	,,	640	...	2 0 0	...	...			
Wm. Gillard	...	,,	1,340	...	4 3 10	...	...			
,,	...	,,	700	...	2 3 10	...	...			

Name of Lessee.	Name of Run.	Name of District.	Actual Area.	Estimated Carrying Capacity of Run.	Annual Rental. £ s. d.	Old Rental and Assessment.	Date of present Tenure.	Year of Expiration of present Lease.	Average Rental per Acre in each District.	General Abstract of particulars.
Dnl. O'Brien	...	Goulburn	640	...	2 0 0	...	...			
Messrs. D. & H. Mackenzie	...	"	1,600	...	5 0 0	...	...			
Mcl. Ryan	...	"	1,920	...	6 0 0	...	...			
A. G. Finlay	...	"	4,250	...	13 5 8	...	...			
Octavius Richards	...	"	2,560	...	8 0 0	...	...			
Jas. Simons	...	"	640	...	2 0 0	...	...			
Mcl. Croak	...	"	1,270	...	3 19 6	...	...			
Jas. Veen	...	"	1,540	...	4 16 4	...	...			
Peter Roberts	...	"	1,600	...	7 0 0	...	...			
"	...	"	640	...	2 0 0	...	...			
Jno. Gorman	...	"	4,110	...	12 17 0	...	...			
Peter & Charles Roberts	...	"	1,920	...	6 0 0	...	...			
Jno. M'Rae	...	"	640	...	2 0 0	...	...			
Thos. Vaughan	...	"	1,280	...	4 0 0	...	...			
Natl. Croaker	...	"	800	...	2 10 0	...	...			
Thos. Holt	...	"	640	...	2 0 0	...	...			
"	...	"	1,690	...	5 5 8	...	...			
Henry Smith	...	"	1,390	...	4 6 11	...	...			
Jas. Connor	...	"	850	...	2 13 2	...	...			
Mat. W. Hillas	...	"	1,980	...	6 3 10	...	...			
Louis Blanc	...	"	1,540	...	4 16 4	...	...			
Cooper & Holt	...	"	2,780	...	8 14 0	...	...			
Geo. C. Welch	...	"	900	...	2 16 4	...	...			
Wm. Pitt Faithfull	...	"	1,280	...	4 0 0	...	...		3 farthings.	
Sml. Croker	...	"	1,200	...	3 15 0	...	...			
Ptk. Manion & Alexr. M'Gregor	...	"	640	...	2 0 0	...	...			
Jas. M'Inness	...	"	1,280	...	4 0 0	...	...			
Frcs. North	...	"	1,200	...	3 15 0	...	...			
Sml. Cox & Peter M'Inness	...	"	640	...	2 0 0	...	...			
A. G. Huthwaite	...	"	700	...	2 3 9	...	...			
Mary Roberts	...	"	640	...	2 0 0	...	...			
Frcs. Cooper	...	"	640	...	2 0 0	...	...			
"	...	"	1,060	...	3 6 4	...	...			
Robt. Bunter	...	"	960	...	3 0 0	...	...			
Timty. O'Sullivan Green	...	"	1,280	...	4 0 0	...	...			
Anne M'Donnell	...	"	640	...	2 0 0	...	...			
Dnl. Sharpe, junr.	...	"	640	...	2 0 0	...	...			
Matw. Pearce	...	"	640	...	2 0 0	...	...			
Luke Gorman	...	"	1,000	...	3 2 6	...	...			
Jno. Venn	...	"	640	...	2 0 0	...	...			
Sml. Emanuel	...	"	1,280	...	4 0 0	...	...			
Jno. M'Shane & Elizth. Lynam	...	"	960	...	3 0 0	...	...			
Thos. Hill	...	"	640	...	2 0 0	...	...			
Hy. Gray	...	"	640	...	2 0 0	...	...			
Wm. Yeadon	...	"	640	...	2 0 0	...	...			
Jas. Thompson	...	"	640	...	2 0 0	...	...			
Norman M'Kinnon	...	Hartley	1,280	...	12 2 0	...	...			
Arch. M'Coll	...	"	640	...	2 0 0	...	...			
W. T. Parker	...	"	640	...	2 0 0	...	...			
Thos. Eames	...	"	640	...	2 0 0	...	...			
Dvd. Balsilke	...	"	2,160	...	6 15 0	...	...			
Jas. Wilson	...	"	640	...	2 0 0	...	...			
Jno. Lakeman	...	"	2,560	...	8 0 0	...	...			
Jna. Gibbons	...	"	1,440	...	4 10 0	...	...			
J. & A. Stephenson	...	"	640	...	2 0 0	...	...			
Elizth. Charlton	...	"	640	...	2 0 0	...	...			
Wm. Brownlow	...	"	640	...	2 0 0	...	...			
Mcl. Clayton	...	"	700	...	2 3 10	...	...			
"	...	"	960	...	3 0 0	...	...			
"	...	"	640	...	2 0 0	...	...			
Jno. Hamilton	...	"	1,280	...	4 0 0	...	...			
Thos. Hackney	...	"	850	...	2 13 2	...	...			
Jno. Hogan	...	"	640	...	2 0 0	...	...			
C. Murray	...	"	900	...	2 16 4	...	...			
"	...	"	760	...	2 7 8	...	...			
Archd. M'Coll	...	"	640	...	2 0 0	...	...			
"	...	"	640	...	2 0 0	...	...			
"	...	"	640	...	2 0 0	...	...			
Jno. M'Donald	...	"	1,280	...	4 0 0	...	...			
"	...	"	640	...	2 0 0	...	...			
Jno. M'Kinnon	...	"	1,280	...	4 0 0	...	...			
Jno. M'Lean	...	"	700	...	2 3 10	...	...			
M'Intosh & Oakes	...	"	700	...	2 4 0	...	...			
Jno. Sharvey	...	"	640	...	2 0 0	...	...			
Geo. Hodgson	...	"	640	...	2 0 0	...	...			
"	...	"	1,280	...	4 0 0	...	...			
Jno. A. Stevenson	...	"	640	...	2 0 0	...	...			
"	...	"	1,280	...	4 0 0	...	...			
Ewd. Taylor	...	"	640	...	2 0 0	...	...			
Elizth. Lewington	...	"	2,560	...	8 0 0	...	...			
Waltr. Rowen	...	"	960	...	3 0 0	...	...			
Mcl. Cosgrove	...	"	1,690	...	5 5 8	...	...			
Lakeman, Luther, & Dunn	...	"	1,280	...	4 0 0	...	...		3¼ farthings.	

Annual.

Name of Lessee.	Name of Run.	Name of District.	Actual Area.	Estimated Carrying Capacity of Run.	Annual Rental. £ s. d.	Old Rental and Assessment.	Date of present Tenure.	Year of Expiration of present Lease.	Average Rental per Acre in each District.	General Abstract of particulars.
Lakeman, Luther, & Dunn	...	Hartley	960	...	3 0 0	...	...			
Thos. Stilwell	...	"	2,840	...	8 17 6	...	...			
Wm. Marsden	...	"	1,480	...	4 12 6	...	...			
Jno. M'Kinnon	...	"	1,600	...	5 0 0	...	...			
Lakeman and others	...	"	1,280	...	4 0 0	...	...			
"	...	"	640	...	2 0 0	...	...			
"	...	"	1,280	...	4 0 0	...	...			
"	...	"	640	...	2 0 0	...	...			
Edwn. Baxter	...	"	1,000	...	19 0 0	...	...			
Alfrd. & Jno. Pearce	...	"	2,280	...	7 2 8	...	...			
Chas. Austen	...	"	640	...	2 0 0	...	...			
Chas. Dunn and others	...	"	640	...	2 0 0	...	...			
H. Dunn and others	...	"	640	...	2 0 0	...	...			
F. M. Dunn and others	...	"	640	...	2 0 0	...	...			
F. C. Luther, junr., and others	...	"	640	...	2 0 0	...	...			
Wm. Dennis, junr., and others	...	"	640	...	2 0 0	...	...			
Lakeman, Luther, and others	...	"	1,840	...	5 15 0	...	...			
T. M. Dunn and others	...	"	640	...	2 0 0	...	...			
C. and H. Dunn and others	...	"	640	...	2 0 0	...	...			
Wm. Dennis, junr., and others	...	"	640	...	2 0 0	...	...			
Jas. Taylor	...	"	640	...	2 0 0	...	...			
Wm. W. Gardner	...	"	960	...	3 0 0	...	...			
"	...	"	640	...	2 0 0	...	...			
Robt. Estell, junr.	...	"	1,280	...	4 0 0	...	...			
Everett Summons	...	"	640	...	2 0 0	...	...			
"	...	"	640	...	2 0 0	...	...			
J. and A. Stevenson	...	"	640	...	2 0 0	...	...			
Mcl. Clayton	...	"	640	...	2 0 0	...	...			
Jno. Lakeman, F. Luther, Chas. Dunn, and Harry Dunn.	...	"	640	...	2 0 0	...	...			
	...	"	1,600	...	5 0 0	...	...			
Wm. Jph. Salmon	...	Macleay River	953	...	2 19 7	...	...			
Thos. A. Salmon	...	"	1,480	...	4 12 8	...	...			
Albt. A. Salmon	...	"	640	...	2 0 0	...	...			
Jas. Beilby	...	"	1,280	...	4 0 0	...	...			
Philp. M'Ateer	...	"	5,760	...	18 0 0	...	...			
Jessie Plummer	...	"	1,000	...	3 2 6	...	...			
Wm. Johnstone	...	"	640	...	2 0 0	...	...			
A. M'Kenzie	...	"	700	...	3 0 0	...	...			
Geo. Johnstone	...	"	1,280	...	4 0 0	...	...			
W. and R. Andrews	...	Manning River	2,840	...	8 17 6	...	...			
Robt. Andrews	...	"	1,990	...	11 15 10	...	...			
C. F. Holmes	...	"	640	...	2 0 0	...	...			
Jno. Murray	...	"	1,280	...	4 0 0	...	...			
Jno. Murray and W. Patterson	...	"	1,280	...	4 0 0	...	...			
Jas. Stinson	...	"	640	...	2 0 0	...	...			
"	...	"	1,000	...	3 2 6	...	...			
Jas. Kennedy	...	"	960	...	3 0 0	...	...			
Jno. Cooper and T. Dew	...	"	2,940	...	9 4 0	...	...			
Robt. Andrews	...	"	640	...	2 0 0	...	...			
Geo. M'Pherson	...	"	3,820	...	11 18 10	...	...			
Mlcm. M'Swein	...	"	2,080	...	6 10 0	...	...			
Robt. Bruce and Wm. Brims	...	"	3,560	...	11 2 6	...	...			
Jno. M'Cleod	...	"	640	...	2 0 0	...	...			
Jno. Cooper and Heathcot Dew	...	"	1,280	...	4 0 0	...	...			
Dvd. White	...	"	640	...	2 0 0	...	...			
Jas. Vernon	...	"	1,000	...	3 2 8	...	...			
C. F. Holmes	...	"	3,240	...	10 2 6	...	...			
Danl. Campbell & Sal. Johnstone	...	"	2,560	...	8 0 0	...	...			
Rt. Searle	...	"	640	...	2 0 0	...	...			
Archd. Bell	...	Muswellbrook	640	...	2 0 0	...	...			
Jno. Clendenning	...	"	2,440	...	7 12 6	...	...			
M. H. Hall	...	"	1,280	...	4 0 0	...	...			
J. H. Keys	...	"	1,280	...	4 0 0	...	...			
Wm. Peberdy	...	"	640	...	2 0 0	...	...			
Jas. White	...	"	1,280	...	4 10 0	...	...			
Wm. Cox	...	"	640	...	2 0 0	...	...			
Executors of Wm. Hall	...	"	2,030	...	6 7 0	...	...			
Ebenezer and Mathw. H. Hall	...	"	1,280	...	4 0 0	...	...			
N. P. Bayley	...	Mudgee	5,120	...	16 0 0	...	...			
"	...	"	9,920	...	31 0 2	...	...			
Jas. Bruce	...	"	1,800	...	5 12 7	...	...			
"	...	"	1,280	...	4 0 0	...	...			
Jno. Britton	...	"	960	...	3 0 0	...	...			
Thos. Bruce	...	"	2,240	...	7 0 0	...	...			
Ed. Kg. Cox	...	"	2,130	...	8 5 4	...	...			
Geo. Hy. Cox	...	"	1,920	...	6 0 0	...	...			
"	...	"	1,920	...	6 0 0	...	...			
"	...	"	1,920	...	11 0 0	...	...			
"	...	"	4,000	...	15 13 2	...	...			
"	...	"	900	...	2 16 4	...	...			
C. B. Lowe	...	"	6,100	...	19 1 3	...	...			
"	...	"	1,920	...	6 0 0	...	...			
"	...	"	1,000	...	12 0 0	...	...			
Jas. Atkinson	...	"	640	...	2 0 0	...	...			

Annual.

3¾ farthings.

3 farthings.

3½ farthings.

Name of Lessee.	Name of Run.	Name of District.	Actual Area.	Estimated Carrying Capacity of Run.	Annual Rental. £ s. d.	Old Rental and Assessment.	Date of present Tenure.	Year of Expiration of present Lease.	Average Rental per Acre in each District.	General Abstract of particulars.
Jas. Atkinson	...	Mudgee	1,280	...	4 0 0	...	...	Annual.	3 farthings.	
F. S., & A. H. Cox	...	"	4,020	...	12 13 9	...	...			
Wm. Glasson	...	"	1,500	...	4 14 0	...	...			
"	...	"	3,930	...	12 5 8	...	...			
Rodger Gleeson	...	"	1,200	...	3 15 0	...	...			
C. B. Lowe	...	"	1,440	...	7 15 0	...	...			
Wm. Lee	...	"	3,200	...	10 0 0	...	...			
R. W. Cox	...	"	1,280	...	4 0 0	...	...			
"	...	"	1,000	...	3 2 6	...	...			
Dnld. M'Cullum	...	"	1,920	...	6 0 0	...	...			
Jas. Butler	...	"	640	...	2 0 0	...	...			
Richd. Reeves	...	"	2,350	...	7 7 0	...	...			
Wm. Reeves	...	"	1,280	...	4 0 0	...	...			
Edwin Rouse	...	"	3,200	...	10 0 0	...	...			
Geo. Rouse	...	"	2,550	...	7 19 6	...	...			
"	...	"	2,560	...	8 0 0	...	...			
"	...	"	1,760	...	5 10 0	...	...			
R. W. Cox	...	"	2,780	...	10 13 10	...	...			
J. R. Tindale	...	"	2,240	...	7 0 0	...	...			
Jas. C. Cox	...	"	640	...	2 0 0	...	...			
Robt. Wilson	...	"	1,280	...	4 0 0	...	...			
Wm. Wilton	...	"	1,280	...	4 0 0	...	...			
Geo. Arnold	...	"	2,240	...	7 0 0	...	...			
"	...	"	1,920	...	13 0 0	...	...			
Thos. Nevell	...	"	1,760	...	5 10 0	...	...			
E. K. Cox	...	"	2,560	...	8 0 0	...	...			
Geo. Reeves	...	"	8,070	...	25 4 6	...	...			
Atkinson & Deane	...	"	1,840	...	5 15 0	...	...			
"	...	"	2,560	...	8 0 0	...	...			
Thos. Bruce	...	"	2,320	...	7 18 4	...	...			
Geo. Hry. Cox	...	"	4,260	...	13 6 4	...	...			
"	...	"	1,800	...	5 12 7	...	...			
Ewd. King Cox	...	"	640	...	2 0 0	...	...			
Jas. Reeves	...	"	830	...	2 12 0	...	...			
Jas. Golden	...	"	3,200	...	10 0 0	...	...			
Wm. Evans	...	"	1,280	...	4 0 0	...	...			
Thos. Wilkins	...	"	850	...	2 13 4	...	...			
Geo. Hy. Arnold	...	"	640	...	2 0 0	...	...			
Jas. M'Murray	...	"	640	...	2 0 0	...	...			
Wm. Evans	...	"	1,550	...	4 17 0	...	...			
Jas. Atkinson	...	"	3,840	...	12 0 0	...	...			
Wm. Robt. Elliott	...	"	3,370	...	10 11 0	...	...			
Geo. Reeves	...	"	1,280	...	7 0 0	...	...			
Cathe. Bruce	...	"	1,840	...	31 10 0	...	...			
Jas. Geo. Golden	...	"	1,740	...	40 0 0	...	...			
Wm. Wilton	...	"	640	...	5 5 0	...	...			
Robt. Glasscock	...	"	1,280	...	4 0 0	...	...			
Geo. Hy. Cox	...	"	2,650	...	17 15 2	...	...			
Chas. B. Lowe	...	"	2,560	...	8 0 0	...	...			
E. Richards & H. E. Wells	...	"	1,000	...	3 2 8	...	...			
"	...	"	700	...	2 4 0	...	...			
Jas. Boland	...	Maitland	800	...	2 10 0	...	...			
Jno. Leggett	...	"	1,280	...	4 0 0	...	...			
Hry. Hector	...	"	900	...	2 16 0	...	...		3 farthings.	
Chas. Brady	...	Molong	640	...	2 0 0	...	...			
Fanny Abbott	...	Murrurundi	1,080	...	3 7 6	...	...			
"	...	"	5,760	...	18 0 0	...	...			
"	...	"	1,040	...	3 5 0	...	...			
"	...	"	2,560	...	8 0 0	...	...			
Richd. Walsh	...	"	1,280	...	5 2 0	...	...			
"	...	"	1,600	...	5 0 0	...	...			
Jas. Walsh	...	"	640	...	2 0 0	...	...			
Jno. Walsh	...	"	640	...	2 0 0	...	...			
"	...	"	1,280	...	4 0 0	...	...			
T. Walsh	...	"	640	...	2 0 0	...	...			
F. R. White	...	"	1,340	...	4 3 10	...	...			
"	...	"	640	...	2 0 0	...	...			
"	...	"	640	...	2 0 0	...	...			
"	...	"	1,000	...	3 2 6	...	...			
"	...	"	800	...	2 10 0	...	...			
"	...	"	640	...	2 0 0	...	...			
"	...	"	900	...	2 16 4	...	...			
"	...	"	2,240	...	8 14 0	...	...			
Geo. Armstrong	...	"	640	...	2 0 0	...	...			
H. C. White	...	"	640	...	2 0 0	...	...			
Bernrd. Haydon	...	"	1,280	...	4 0 0	...	...			
Jno. Hession	...	Nowra	700	...	2 4 0	...	...			
"	...	"	4,790	...	15 1 6	...	...			
Wm. Lovegrove	...	"	800	...	2 10 0	...	...			
Jas. Waddington	...	"	1,740	...	5 9 0	...	...			
R. & W. Blunden	...	Orange	2,168	...	6 16 8	...	...			
Jno. Cahill	...	"	1,640	...	5 12 6	...	...			
M. Carty	...	"	640	...	2 0 0	...	...			
"	...	"	640	...	3 0 0	...	...			

Name of Lessee.	Name of Run.	Name of District.	Actual Area.	Estimated Carrying Capacity of Run.	Annual Rental. £ s. d.	Old Rental and Assessment.	Date of present Tenure.	Year of Expiration of present Lease.	Average Rental per Acre in each District.	General Abstract of particulars.
Wm. Dale	...	Orange	700	...	2 4 0	...	...			
,,	...	,,	1,540	...	4 17 6	...	...			
,,	...	,,	1,050	...	3 6 0	...	...			
Jas. Dale	...	,,	640	...	2 0 0	...	...			
Jas. Draper	...	,,	3,160	...	9 17 6	...	...			
,,	...	,,	740	...	2 8 0	...	...			
,,	...	,,	640	...	2 0 0	...	...			
,,	...	,,	1,640	...	5 2 6	...	...			
J. Finch	...	,,	640	...	2 0 0	...	...			
R. Smith	...	,,	2,320	...	7 5 0	...	...			
Jph. Glasson	...	,,	2,250	...	7 0 8	...	...			
Gustavus Glasson	...	,,	5,420	...	16 19 2	...	...			
,,	...	,,	3,470	...	10 16 8	...	...			
,,	...	,,	640	...	2 0 0	...	...			
Jno. Herrick	...	,,	1,920	...	6 0 0	...	...			
J. T. Lane	...	,,	1,490	...	4 16 4	...	...			
,,	...	,,	3,410	...	10 13 2	...	...			
,,	...	,,	1,280	...	4 0 0	...	...			
,,	...	,,	640	...	2 0 0	...	...			
,,	...	,,	640	...	2 0 0	...	...			
,,	...	,,	1,280	...	4 0 0	...	...			
J. V. Lane	...	,,	850	...	2 13 2	...	...			
Jno. Miller	...	,,	2,680	...	8 7 6	...	...			
,,	...	,,	900	...	2 16 4	...	...			
,,	...	,,	2,540	...	7 19 0	...	...			
,,	...	,,	2,090	...	6 10 11	...	...			
Frd. Treeweeke	...	,,	4,480	...	14 0 0	...	...			
,,	...	,,	1,280	...	4 0 0	...	...			
,,	...	,,	1,390	...	4 6 11	...	...			
,,	...	,,	3,660	...	11 8 10	...	...			
,,	...	,,	640	...	2 0 0	...	...			
,,	...	,,	2,030	...	6 7 0	...	...			
T. G. Webb	...	,,	1,150	...	3 12 0	...	...			
,,	...	,,	1,280	...	4 0 0	...	...			
,,	...	,,	640	...	2 0 0	...	...			
,,	...	,,	1,690	...	5 12 0	...	...			
Wm. Kite	...	,,	4,350	...	13 12 0	...	...			
Richd. Glasson	...	,,	640	...	2 0 0	...	...			
J. T. Lane	...	,,	1,660	...	5 3 10	...	...			
,,	...	,,	640	...	2 0 0	...	...			
Frd. Treeweeke	...	,,	1,150	...	7 0 0	...	...			
,,	...	,,	1,400	...	4 7 8	...	...			
,,	...	,,	1,600	...	4 0 2	...	...			
R. Trudgett	...	,,	1,920	...	6 0 0	...	...			
,,	...	,,	640	...	2 0 0	...	...			
Mary Pulley	...	,,	2,180	...	6 17 6	...	...			
E. Rowe	...	,,	960	...	3 0 0	...	...			
,,	...	,,	800	...	2 10 0	...	...			
Fred. Treeweeke	...	,,	960	...	3 0 0	...	...			
,,	...	,,	640	...	2 0 0	...	...			
,,	...	,,	750	...	2 7 0	...	...			
,,	...	,,	640	...	2 0 0	...	...			
,,	...	,,	1,600	...	5 0 0	...	...			
J. Miller	...	,,	640	...	2 0 0	...	...			
J. Miller & Treeweeke	...	,,	640	...	2 0 0	...	...			
T. G. Webb	...	,,	1,280	...	6 12 0	...	...			
J. D. Lane & Wm. Sherring	...	,,	1,280	...	10 10 0	...	...			
J. D. Lane	...	,,	640	...	2 0 0	...	...			
J. T. Lane	...	,,	1,920	...	6 0 0	...	...			
Jph. Andrews	...	Port Macquarie	6,030	...	18 18 0	...	...			
Ptk. Connolly	...	,,	1,280	...	4 0 0	...	...			
Phillip Combes	...	,,	4,220	...	13 3 10	...	...			
Robt. Easton	...	,,	1,280	...	8 2 0	...	...			
Thos. Henry	...	,,	1,000	...	3 2 6	...	...			
Jas. Lahey	...	,,	1,740	...	5 9 0	...	...			
Alexr. M'Kay	...	,,	640	...	2 0 0	...	...			
,,	...	,,	960	...	3 0 0	...	...			
Jas. M'Intyre	...	,,	640	...	2 0 0	...	...			
Frd. Munsford	...	,,	750	...	2 7 0	...	...			
Jno. Pountney	...	,,	1,000	...	3 2 6	...	...			
,,	...	,,	700	...	2 3 9	...	...			
Jas. Wallis, tertius	...	,,	640	...	2 0 0	...	...			
Jno. Wallis, junr.	...	,,	640	...	2 0 0	...	...			
Jno. Wallis, senr.	...	,,	960	...	3 0 0	...	...			
Jas. Wallis	...	,,	750	...	2 6 10	...	...			
,,	...	,,	750	...	2 6 10	...	...			
Robt. Woodlands	...	,,	640	...	2 0 0	...	...			
Jno. Graham	...	,,	700	...	2 3 10	...	...			
Hry. A. Combes	...	,,	640	...	2 0 0	...	...			
Hry. Coombes	...	,,	640	...	2 0 0	...	...			
Lindsay, M'Kay, & Co.	...	,,	720	...	2 5 4	...	...			
Hugh M'Kay	...	,,	640	...	2 0 0	...	...			
Thos. Mumford	...	,,	640	...	2 0 0	...	...			
Dennis Kilmurry	...	,,	640	...	2 0 0	...	...			

Annual.

3 farthings.

Name of Lessee.	Name of Run.	Name of District.	Actual Area.	Estimated Carrying Capacity of Run.	Annual Rental. £ s. d.	Old Rental and Assessment.	Date of present Tenure.	Year of Expiration of present Lease.	Average Rental per Acre in each District.	General Abstract of particulars.
Susannah Coombes	...	Port Macquarie...	1,280	...	4 0 0	...	...	Annual.	3 farthings.	
Arthur F. Fagan	...	„	4,000	...	12 10 0	...	...			
Thos. Wartters	...	„	640	...	2 0 0	...	...			
Thos. Bartie	...	Paterson	4,160	...	13 0 0	...	...			
Beresfd. Hudson	...	„	2,545	...	7 19 2	...	...			
E. W. Doyle	...	„	1,340	...	4 3 9	...	...			
„	...	„	1,280	...	4 0 0	...	...			
Ewd. Kealy	...	„	800	...	2 0 0	...	...			
Henry Jarrett	...	„	1,280	...	4 0 0	...	...			
Wm. Randall	...	„	1,280	...	4 0 0	...	...			
Reuben Sivyer	...	„	1,200	...	3 15 0	...	...			
Ralph Turner	...	„	640	...	5 10 0	...	...			
E. W. Doyle	...	„	800	...	2 10 0	...	...			
J. Macquarie Antill	...	Queanbeyan	1,280	...	4 0 0	...	...			
Martin Byrne	...	„	1,380	...	4 6 3	...	...			
„	...	„	2,060	...	6 8 10	...	...			
Jno. Cartwright	...	„	1,280	...	4 0 0	...	...			
Geo. Campbell	...	„	1,640	...	5 2 8	...	...			
Ptk. Donnelly	...	„	2,180	...	6 16 4	...	...			
Jno. Donnelly	...	„	1,280	...	4 0 0	...	...			
Ptk. Donnelly	...	„	5,770	...	18 1 8	...	...			
Jas. Gibbs	...	„	1,440	...	4 10 0	...	...			
Wm. Moore	...	„	640	...	2 0 0	...	...			
Ewd. Murphy	...	„	1,280	...	4 0 0	...	...			
„	...	„	640	...	2 0 0	...	...			
Jno. O'Hara	...	„	640	...	2 0 0	...	...			
„	...	„	640	...	2 0 0	...	...			
Sml. Watt	...	„	1,280	...	4 0 0	...	...			
Jas. J. Wright	...	„	1,800	...	9 2 6	...	...			
„	...	„	1,920	...	4 0 0	...	...			
Jno. Casey	...	„	640	...	2 0 0	...	...			
Jas. Chisholm	...	„	1,260	...	5 8 6	...	...			
Chas. Campbell	...	„	640	...	2 0 0	...	...			
Geo. Osborne	...	„	820	...	2 11 4	...	...			
Jno. O'Hara, jun.	...	„	1,280	...	4 0 0	...	...			
Jno. Jas. M. Wright	...	„	6,560	...	22 15 0	...	...			
Hugh M'Ternan	...	„	1,920	...	6 0 0	...	...			
Wm. Kelly, jun.	...	„	640	...	3 5 0	...	...			
Thos. Dwyer	...	„	1,920	...	7 0 0	...	...			
C. W. Ashe	...	Rylstone	3,310	...	10 7 0	...	...			
Wm. Clarke	...	„	640	...	2 0 0	...	...			
Ed. Kg. Cox	...	„	5,440	...	17 0 0	...	...			
„	...	„	640	...	2 0 0	...	...			
„	...	„	2,980	...	9 6 4	...	...			
Thos. Conran	...	„	640	...	2 0 0	...	...			
Wm. Corles	...	„	1,440	...	4 10 0	...	...			
„	...	„	760	...	2 7 6	...	...			
„	...	„	640	...	2 0 0	...	...			
Jno. Howard	...	„	1,540	...	4 16 4	...	...			
Jas. Gallagher	...	„	3,740	...	11 13 10	...	...			
Ewd. Giles	...	„	1,280	...	4 0 0	...	...			
„	...	„	640	...	2 0 0	...	...			
Jno. Giles	...	„	640	...	2 0 0	...	...			
„	...	„	1,050	...	3 5 8	...	...			
Byle Hawker	...	„	1,920	...	6 0 0	...	...			
Lawrence Martin	...	„	2,262	...	7 1 6	...	...			
Jas. Morrison	...	„	640	...	2 0 0	...	...			
Jno. M'Lean	...	„	4,160	...	13 0 0	...	...			
„	...	„	2,330	...	7 5 8	...	...			
„	...	„	1,600	...	5 0 0	...	...			
W. C. M'Phillamy	...	„	1,280	...	4 0 0	...	...			
Henry Dewey, sen.	...	„	640	...	2 0 0	...	...			
Jno. M'Lean, sen.	...	„	800	...	2 10 0	...	...			
R. W. Cox	...	„	3,200	...	10 0 0	...	...			
„	...	„	5,970	...	18 13 2	...	...			
Thos. Newell	...	„	2,510	...	7 17 0	...	...			
„	...	„	800	...	2 10 0	...	...			
Geo. Crossman	...	„	700	...	2 3 10	...	...			
David Leighton	...	„	1,280	...	4 0 0	...	...			
Thos. Nevill	...	„	1,280	...	4 0 0	...	...			
„	...	„	1,380	...	4 6 3	...	...			
„	...	„	1,640	...	5 2 6	...	...			
J. R. Tindall	...	„	3,200	...	11 12 6	...	...			
„	...	„	1,280	...	4 0 0	...	...			
Jno. Lloyd	...	„	900	...	2 16 4	...	...			
Ptk. Callaghan	...	„	1,280	...	4 0 0	...	...			
„	...	„	640	...	2 0 0	...	...			
E. K. Cox	...	„	3,310	...	10 7 0	...	...			
„	...	„	4,160	...	13 0 0	...	...			
John Farrer	...	„	640	...	2 0 0	...	...			
„	...	„	640	...	2 0 0	...	...			
Ewd. King Cox	...	„	800	...	2 10 0	...	...			
Jas. Callaghan	...	„	1,920	...	6 0 0	...	...			
J. R. & A. D. M'Clean	...	„	1,950	...	6 2 0	...	...			

Name of Lessee.	Name of Run.	Name of District.	Actual Area.	Estimated Carrying Capacity of Run.	Annual Rental. £ s. d.	Old Rental and Assessment.	Date of present Tenure.	Year of Expiration of present Lease.	Average Rental per Acre in each District.	General Abstract of particulars.
Hugh Farrelly	...	Rylstone	1,280	...	4 0 0	...	...	Annual.	3 farthings.	
Jno. Taylor	...	"	800	...	2 10 0	...	...			
Jas. Taylor	...	"	640	...	2 0 0	...	...			
Jas. Morrison	...	"	640	...	2 0 0	...	...			
Jno. Frs. Smede	...	"	1,280	...	4 0 0	...	...			
Thos. Farrer	...	"	800	...	2 10 0	...	...			
"	...	"	1,280	...	4 0 0	...	...			
Jno. Lloyd	...	"	640	...	2 0 0	...	...			
Mcl. Corlis	...	"	1,280	...	4 0 0	...	...			
Jno. M'Lean, sen.	...	"	7,200	...	22 10 0	...	...			
G. R. & A. M'Lean	...	"	5,440	...	17 0 0	...	...			
Jas. Morrison	...	"	1,280	...	4 0 0	...	...			
Abel Harris	...	"	2,720	...	8 10 0	...	...			
Zachary Benn	...	Raymond Terrace	640	...	2 0 0	...	...			
Thos. Adam	...	"	640	...	2 0 0	...	...			
"	...	"	640	...	2 0 0	...	...			
J. Finn	...	"	640	...	2 0 0	...	...			
J. Golby	...	"	700	...	2 4 0	...	...			
Mcl. Keegan	...	"	960	...	3 0 0	...	...			
S. Gillespie	...	"	640	...	2 0 0	...	...			
Thos. Adam	...	"	1,920	...	6 0 0	...	...			
Jno. Hoskison	...	St. Albans	2,340	...	7 6 4	...	...			
"	...	"	2,250	...	7 0 10	...	...			
Robt. Chapman	...	"	1,280	...	4 0 0	...	...			
Australian Agricultural Company and James Hook.	...	Stroud	5,110	...	15 19 6	...	...			
Wm. Bramble, senr.	...	"	640	...	2 0 0	...	...			
Wm. Bramble	...	"	800	...	2 10 0	...	...			
Geo. Easton	...	"	640	...	2 0 0	...	...			
Geo. Gorton	...	"	960	...	3 0 0	...	...			
Jno. Gorton	...	"	960	...	3 0 0	...	...			
Jno. Higgins, junr.	...	"	750	...	2 7 0	...	...			
"	...	"	2,050	...	6 8 2	...	...			
"	...	"	640	...	2 0 0	...	...			
J. H. Hooke and J. Laurie, junr.	...	"	640	...	2 0 0	...	...			
Jno. Hooke	...	"	1,200	...	3 15 0	...	...			
Jas. Hooke	...	"	640	...	2 0 0	...	...			
Jas. Higgins, senr.	...	"	1,960	...	5 2 6	...	...			
"	...	"	1,390	...	4 7 0	...	...			
"	...	"	960	...	4 10 0	...	...			
Dnl. Hickey	...	"	640	...	2 0 0	...	...			
Jph. Laurie	...	"	2,070	...	6 9 8	...	...			
"	...	"	5,540	...	17 5 4	...	...			
"	...	"	3,520	...	11 0 0	...	...			
Jph. Laurie, senr.	...	"	1,920	...	6 0 0	...	...			
Alexr. T. Laurie	...	"	640	...	2 0 0	...	...			
Dnl. M'Rae	...	"	800	...	2 10 0	...	...			
Wm. M'Clymont	...	"	3,840	...	12 0 0	...	...			
Jno. Ward	...	"	800	...	2 10 0	...	...			
Dnl. Platt	...	"	1,200	..	3 15 0	...	...			
Jas. Renwick	...	"	640	...	2 0 0	...	...			
"	...	"	1,440	...	4 10 0	...	...			
Richd. Russell	...	"	4,060	...	12 13 10	...	...			
R. Russell	...	"	3,100	...	9 13 10	...	...			
"	...	"	680	...	2 2 6	...	...			
Jas. Vernon	...	"	1,920	...	6 0 0	...	...			
Jno. Williams, senr.	...	"	640	...	2 0 0	...	...			
"	...	"	2,000	...	6 5 0	...	...			
Wm. M'Clymont	...	"	640	...	2 0 0	...	...			
Jas. Hooke	...	"	5,550	...	17 7 0	...	...			
"	...	"	2,800	...	8 15 2	...	...			
Hugh Murray & Wm. Paterson	...	"	1,280	...	4 0 0	...	...			
James Virnon & Geo. Easton	...	"	1,200	...	3 15 0	...	...			
A. & A. T. Laurie	...	"	3,200	...	10 0 0	...	...			
Thos. Upton	...	"	640	...	2 0 0	...	...			
Andw. Laurie	...	"	1,280	...	4 0 0	...	...			
Donld. Cameron	...	"	2,090	...	6 10 8	...	...			
Wm. Bramble, senr.	...	"	2,930	...	6 7 0	...	...			
Jno. Gorton	...	"	2,690	...	8 8 2	...	...			
Augst. Hooke	...	"	1,200	...	3 15 0	...	...			
R. & J. Russell	...	"	1,380	...	4 6 3	...	...			
J. W. Brackenridge	...	"	1,200	...	3 15 0	...	...			
Alfd. Burdekin	...	"	1,000	...	3 2 6	...	...			
Augustus Hooke	...	"	1,200	...	11 0 0	...	...			
Alexr. Bowman	...	Singleton	750	...	2 6-10	...	...		1 penny.	
Geo. Brooker	...	"	2,560	...	8 0 0	...	...			
Bartw. Carey	...	"	840	...	6 11 3	...	...			
Jno. Lethbridge	...	"	2,560	...	8 0 0	...	...			
Lethbridge Bros.	...	"	640	...	2 0 0	...	...			
Thos. Martin	...	"	640	...	2 0 0	...	...			
E. M'Dougall	...	"	800	...	2 10 0	...	...			
Ewd. Peters	...	"	640	...	2 0 0	...	...			
Wm. Russell	...	"	640	...	2 0 0	...	...			
"	...	"	1,280	...	4 0 0	...	...			
Jas. White	...	"	1,920	...	6 0 0	...	...			

Name of Lessee.	Name of Run.	Name of District.	Actual Area.	Estimated Carrying Capacity of Run.	Annual Rental. £ s. d.	Old Rental and Assessment.	Date of present Tenure.	Year of Expiration of present Lease.	Average Rental per Acre in each District.	General Abstract of particulars.
Jas. White	...	Singleton	1,280	...	4 0 0	...	...			
Geo. P. Bowman	...	,,	1,280	...	4 0 0	...	...			
Ewd. Wall	...	,,	750	...	2 7 0	...	...			
Thos. Balls	...	,,	640	...	2 0 0	...	...			
Jno. M'Kewen	...	,,	640	...	3 0 0	...	...			
Richd. Carter	...	,,	2,480	...	7 15 0	...	...			
Wm. Durham, junr.	...	,,	640	...	2 0 0	...	...			
Regld. Blaxland	...	,,	640	...	2 0 0	...	...			
F. Schiel	...	,,	640	...	2 0 0	...	...			
Wm. Kealey	...	,,	640	...	2 0 0	...	...			
Jas. Arthur	...	,,	640	...	2 0 0	...	...			
Rich. Gibbs	...	,,	640	...	22 0 0	...	...			
Thos. Barnes	...	Scone	3,840	...	12 0 0	...	...			
,,	...	,,	1,000	...	3 2 6	...	...			
Robt. Carter	...	,,	4,480	...	14 0 0	...	...			
Dnld. Kennedy	...	,,	2,560	...	8 0 0	...	...			
Archd. Little	...	,,	1,280	...	4 0 0	...	...			
,,	...	,,	640	...	2 0 0	...	...			
,,	...	,,	1,280	...	4 0 0	...	...			
Wm. Russell	...	,,	2,940	...	15 0 0	...	...			
J. F. & G. White	...	,,	5,142	...	16 1 7	...	...			
Alexr. Cameron	...	,,	2,500	...	7 16 4	...	...			
Duncn. M'Phee	...	,,	1,100	...	3 8 10	...	...			
,,	...	,,	1,440	...	4 10 0	...	...			
Wm. M'Phee	...	,,	640	...	2 0 0	...	...			
Wm. Hall	...	,,	2,560	...	8 0 0	...	...			
,,	...	,,	1,118	...	3 9 11	...	...			
,,	...	,,	1,400	...	4 7 6	...	...			
,,	...	,,	1,280	...	4 0 0	...	...			
,,	...	,,	4,530	...	14 3 3	...	...			
Nathan Miller	...	,,	850	...	2 13 2	...	...			
E. Budden	...	,,	640	...	2 0 0	...	...			
F. R. White	...	,,	1,760	...	5 10 0	...	...			
Sloper Cox	...	,,	800	...	2 10 0	...	...			
Jno. H. Cobb	...	,,	3,320	...	10 7 9	...	...			
,,	...	,,	1,210	...	3 15 8	...	...			
Edwin Everett	...	,,	640	...	2 0 0	...	...			
J. F. & H. White	...	,,	6,400	...	20 0 0	...	...			
Thos. Barnes	...	,,	640	...	2 0 0	...	...			
,,	...	,,	930	...	2 18 4	...	...			
R. H. Carter	...	,,	640	...	2 0 0	...	...			
Jno. Fraser	...	,,	2,000	...	6 5 0	...	...			
Jas. Board	...	Sofala	1,690	...	5 5 8	...	...			
Geo. Hodgson	...	,,	850	...	2 13 4	...	...			
,,	...	,,	2,950	...	9 4 4	...	...			
Jno. Smead	...	,,	1,280	...	4 0 0	...	...			
Jno. Bambrigge	...	Shoalhaven	640	...	2 0 0	...	...			
Wm. Brown	...	,,	640	...	2 0 0	...	...			
,,	...	,,	640	...	2 0 0	...	...			
Jas. Murray	...	,,	640	...	2 0 0	...	...			
Thos. M. Street	...	,,	640	...	2 0 0	...	...			
,,	...	,,	640	...	2 0 0	...	...			
A. De Mestre	...	,,	960	...	3 0 0	...	...			
Dvd. & Waltr. Morrice	...	,,	1,280	...	4 0 0	...	...			
Lewis Clarke	...	Tambaroora	960	...	3 0 0	...	...			
W. B. Suttor	...	,,	6,240	...	19 9 10	...	...			
Thos. C. Colley	...	,,	2,080	...	6 10 0	...	...			
T. C. Suttor	...	,,	4,050	...	12 13 2	...	...			
Jno. Slattery	...	,,	700	...	2 3 9	...	...			
Jno. Campbell	...	,,	640	...	2 0 0	...	...			
Martin Carty	...	,,	730	...	2 5 8	...	...			
Dnl. Cleary	...	,,	750	...	2 7 6	...	...			
Jno. Smead	...	,,	1,080	...	3 7 8	...	...			
,,	...	,,	2,330	...	7 5 8	...	...			
Martin Shea	...	,,	1,600	...	5 0 0	...	...			
Alexr. Miller	...	,,	1,540	...	4 16 4	...	...			
Jas. Ryan	...	,,	1,690	...	5 5 8	...	...			
Fred. Treeweeke	...	,,	960	...	3 0 0	...	...			
Jas. Robinson	...	,,	2,180	...	6 16 4	...	...			
Edwd. Dougherty	...	,,	800	...	2 10 0	...	...			
Jph. Sharp	...	,,	1,280	...	4 0 0	...	...			
Jno. Gale	...	,,	2,980	...	9 6 4	...	...			
C. Lewis & M. M'Donald	...	Tuena	960	...	3 0 0	...	...			
Carr and Redfern	...	,,	1,280	...	4 2 0	...	...			
Jph. Clements	...	,,	1,490	...	4 13 2	...	...			
,,	...	,,	640	...	2 0 0	...	...			
Hry. Carr	...	,,	640	...	2 0 0	...	...			
Lewis Evans	...	,,	640	...	2 0 0	...	...			
Chas. Hearne	...	,,	640	...	2 0 0	...	...			
Jno. Hudson	...	,,	960	...	4 0 0	...	...			
Chris. Lewis	...	,,	1,280	...	4 0 0	...	...			
Sml. McGuiness	...	,,	3,520	...	11 0 0	...	...			
,,	...	,,	640	...	2 0 0	...	...			
,,	...	,,	800	...	2 10 0	...	...			

Annual.

1 penny.

3 farthings.

Name of Lessee.	Name of Run.	Name of District.	Actual Area.	Estimated Carrying Capacity of Run.	Annual Rental. £ s. d.	Old Rental and Assessment.	Date of present Tenure.	Year of Expiration of present Lease.	Average Rental per Acre in each District.	General Abstract of particulars.
Edwd. Wells	...	Tuena	640	...	2 0 0	...	...	Annual.	3½ farthings.	
Blackman & McGuiness	...	,,	640	...	2 0 0	...	...			
Frcs. Byrne	...	,,	2,830	...	8 16 11	...	...			
Phillip Hogan	...	,,	1,400	...	4 8 0	...	...			
Isaac Fenton	...	,,	1,490	...	4 13 2	...	...			
Edwd. Seaman	...	,,	2,400	...	7 10 4	...	...			
Thos. Coates	...	,,	640	...	2 0 0	...	...			
Thos. Hackney	...	,,	1,390	...	4 6 11	...	...			
Wm. Franter	...	,,	640	...	2 0 0	...	...			
Jas. Hall	...	,,	2,880	...	9 0 0	...	...			
,,	...	,,	1,280	...	4 0 0	...	...			
Wm. Cartwrite	...	,,	1,980	...	6 3 10	...	...			
Jno. Pattemore	...	Ulladulla	1,000	...	3 3 6	...	...			
Dnld. Kennedy, jun.	...	,,	700	...	2 3 10	...	...			
Robt. Cork	...	,,	1,280	...	4 0 0	...	...			
J. T. Gosper	...	Windsor	3,840	...	12 0 0	...	...		3 farthings.	
Jph. Aarons, jun.	...	Wellington	3,660	...	11 8 9	...	...			
,,	...	,,	6,120	...	19 2 8	...	...			
Chas. Brady	...	,,	640	...	2 0 0	...	...			
Jno. Blunden	...	,,	1,000	...	3 2 6	...	...			
,,	...	,,	2,560	...	8 0 0	...	...			
Hry. Blunden	...	,,	700	...	2 3 9	...	...			
,,	...	,,	970	...	3 0 8	...	...			
R. H. & J. Blunden	...	,,	14,500	...	46 2 2	...	...			
,,	...	,,	5,750	...	15 19 4	...	...			
,,	...	,,	4,720	...	14 15 0	...	...			
,,	...	,,	800	...	2 10 0	...	...			
Thos. Bruce	...	,,	1,000	...	3 2 6	...	...			
Jas. Callaghan	...	,,	3,080	...	9 12 6	...	...			
Lewis Clarke	...	,,	1,340	...	4 3 9	...	...			
R. Y. Cousins	...	,,	2,480	...	7 15 0	...	...			
C. B. Lowe	...	,,	4,300	...	48 13 5	...	...			
Geo. Dewdney	...	,,	2,460	...	7 13 9	...	...			
,,	...	,,	1,280	...	4 0 0	...	...			
,,	...	,,	1,810	...	5 13 2	...	...			
Jph. Dixon	...	,,	2,380	...	7 8 10	...	...			
Wm. Farmer	...	,,	12,900	...	40 6 6	...	...			
R. Smith	...	,,	1,920	...	6 0 0	...	...			
Jno. Lawson	...	,,	1,920	...	6 0 0	...	...			
Dnld. Kennedy	...	,,	2,280	...	7 2 6	...	...			
Alfd. Kemshall	...	,,	2,770	...	8 13 2	...	...			
C. B. Lowe	...	,,	733	...	2 6 3	...	...			
,,	...	,,	640	...	6 0 0	...	...			
,,	...	,,	1,934	...	6 1 9	...	...			
Thos. C. Colley	...	,,	4,030	...	12 12 0	...	...			
,,	...	,,	1,920	...	6 0 0	...	...			
Jno. Smith	...	,,	2,390	...	7 9 6	...	...			
Wm. Martin	...	,,	8,260	...	25 16 4	...	...			
,,	...	,,	1,750	...	5 9 6	...	...			
,,	...	,,	14,130	...	44 3 2	...	...			
,,	...	,,	640	...	2 0 0	...	...			
,,	...	,,	640	...	2 0 0	...	...			
,,	...	,,	3,520	...	11 0 0	...	...			
Jas. Nash	...	,,	1,280	...	4 0 0	...	...			
Ptk. McGrath	...	,,	640	...	2 0 0	...	...			
,,	...	,,	1,450	...	4 10 0	...	...			
Wm. Pincombe	...	,,	2,510	...	7 17 0	...	...			
Isaac Reid	...	,,	2,500	...	7 16 3	...	...			
,,	...	,,	1,700	...	5 6 3	...	...			
,,	...	,,	1,050	...	3 5 8	...	...			
Ebzr. Reid	...	,,	2,560	...	8 0 0	...	...			
Robt. Scott Reid	...	,,	1,280	...	4 0 0	...	...			
Robt. Smith	...	,,	1,380	...	4 6 3	...	...			
,,	...	,,	1,280	...	4 0 0	...	...			
,,	...	,,	640	...	2 0 0	...	...			
,,	...	,,	1,920	...	6 0 0	...	...			
,,	...	,,	640	...	2 0 0	...	...			
Frcs. Smith	...	,,	2,150	...	6 14 4	...	...			
,,	...	,,	4,010	...	12 10 8	...	...			
,,	...	,,	1,980	...	6 3 10	...	...			
Chas. Smith	...	,,	750	...	2 7 0	...	...			
T. C. Suttor	...	,,	3,580	...	11 16 3	...	...			
,,	...	,,	2,350	...	7 6 11	...	...			
Robt. Smith	...	,,	5,350	...	16 2 8	...	...			
,,	...	,,	640	...	2 0 0	...	...			
,,	...	,,	640	...	2 0 0	...	...			
W. B. Sutter	...	,,	1,270	...	3 19 5	...	...			
,,	...	,,	7,040	...	22 0 0	...	...			
,,	...	,,	640	...	2 0 0	...	...			
,,	...	,,	4,680	...	14 12 10	...	...			
Sir Wm. Verner	...	,,	2,260	...	7 1 8	...	...			
Robt. Hubbard	...	,,	3,660	...	11 8 9	...	...			
Wm. Wittaker	...	,,	4,380	...	13 13 9	...	...			
Mrs. H. E. Mitchell	...	,,	2,750	...	8 12 4	...	...			

Name of Lessee.	Name of Run.	Name of District.	Actual Area.	Estimated Carrying Capacity of Run.	Annual Rental. £ s. d.	Old Rental and Assessment.	Date of present Tenure.	Year of Expiration of present Lease.	Average Rental per acre in each District.	General Abstract of particulars.
Annie Lee	...	Wellington	1,280	...	4 0 0	...	...			
Jno. Heath	...	"	1,100	...	3 9 0	...	...			
Bank of New South Wales	...	"	2,740	...	8 11 4	...	...			
"	...	"	16,600	...	51 17 6	...	...			
"	...	"	640	...	4 0 0	...	...			
E. W. Verner	...	"	4,480	...	14 0 0	...	...			
Anne Lee & Dunn	...	"	640	...	2 0 0	...	...			
Wm. Martin	...	"	2,030	...	6 6 11	...	...			
"	...	"	1,540	...	4 16 4	...	...			
R. T. B. Gaden	...	"	1,280	...	4 0 0	...	...			
"	...	"	1,000	...	3 2 6	...	...			
J. de V. Lamb & P. Roberts	...	"	4,110	...	12 16 10	...	...			
"	...	"	1,280	...	4 0 0	...	...			
Jno. Sloane	...	"	1,280	...	4 0 0	...	...			
Wm. Martin	...	"	1,920	...	6 0 0	...	...			
C. B. Lowe	...	"	7,360	...	23 0 0	...	...			
"	...	"	3,380	...	10 11 3	...	...			
R. Smith	...	"	4,480	...	14 0 0	...	...			
W. B. Suttor	...	"	1,100	...	4 2 8	...	...			
Wm. Tom, junr., & N. Tom	...	"	9,020	...	28 3 9	...	...			
"	...	"	7,190	...	22 9 8	...	...			
W. B. Suttor, junr.	...	"	5,120	...	16 0 0	...	...			
Jno. Sloane	...	"	3,200	...	10 0 0	...	...			
"	...	"	1,000	...	3 2 6	...	...			
Cathe. Handley	...	"	640	...	2 0 0	...	...			
"	...	"	1,120	...	3 10 0	...	...			
Wm. Price	...	"	2,640	...	7 15 0	...	...			
"	...	"	800	...	2 10 0	...	...			
D. A. Ferguson	...	"	1,440	...	4 10 0	...	...			
F. B. Suttor	...	"	6,300	...	19 13 8	...	...			
J. A. Gardiner	...	"	1,740	...	5 9 0	...	...			
Catherine Brophy, executrix of M. Brophy	...	"	640	...	2 5 0	...	...			
Jno. M'Keown	...	"	960	...	3 0 0	...	...			
"	...	"	1,850	...	5 15 8	...	...			
Geo. Wm. Johnstone	...	"	900	...	2 16 3	...	...			
"	...	"	960	...	3 0 0	...	...			
"	...	"	1,850	...	7 3 10	...	...			
"	...	"	1,920	...	6 0 0	...	...			
M. Veech	...	"	2,560	...	8 0 0	...	...			
J. Sloane	...	"	2,560	...	9 15 0	...	...			
W. B. Suttor, junr.	...	"	2,560	...	8 0 0	...	...			
Wm. Furlong	...	"	1,120	...	14 0 0	...	...			
R. T. B. Gaden	...	"	7,040	...	54 19 0	...	...			
"	...	"	640	...	2 0 0	...	...			
L. Hyeronimus	...	"	640	...	3 6 0	...	...			
J. A. Gardiner	...	"	2,240	...	29 15 0	...	...			
Wm. Furlong	...	"	3,220	...	42 12 10	...	...			
W. B. Simpson	...	"	640	...	6 0 0	...	...			
Veech Brothers	...	"	7,570	...	108 6 2	...	...			
M. Howard	...	"	640	...	2 0 0	...	...			
W. Miller	...	"	3,520	...	19 0 0	...	...			
W. B. Suttor	...	"	4,560	...	14 5 4	...	...			
Robt. Hubbard	...	"	2,920	...	9 2 8	...	...			
R. Smith	...	"	3,200	...	15 13 0	...	...			
W. Bailey, jun.	...	Wollombi	640	...	2 0 0	...	...			
Frcs. Bailey	...	"	640	...	2 0 0	...	...			
Mat. Bailey	...	"	640	...	2 0 0	...	...			
Wm. M'Alpine, junr.	...	"	640	...	2 0 0	...	...			
"	...	"	640	...	2 0 0	...	...			
Ewd. Payne	...	"	640	...	2 0 0	...	...			
Jno. Wamsley	...	"	640	...	2 0 0	...	...			
"	...	"	640	...	2 0 0	...	...			
J. A. Winton	...	"	1,280	...	4 0 0	...	...			
Henry Jackson	...	"	640	...	2 0 0	...	...			
Thos. O'Brien	...	"	640	...	2 0 0	...	...			
Jno. Lynch	...	"	640	...	2 0 0	...	...			
Alexr. Brothers	...	"	1,280	...	4 0 0	...	...			
Ptk. Hickey	...	"	640	...	2 0 0	...	...			
Thos. Humphrey	...	"	1,280	...	4 0 0	...	...			
R. Blaxland	...	"	3,820	...	11 19 0	...	...			
"	...	"	1,920	...	6 0 0	...	...			
Crump & Brown	...	"	960	...	3 0 0	...	...			
Jane Pender	...	"	640	...	2 0 0	...	...			
R. Blaxland	...	"	1,280	...	4 0 0	...	...			
Robt. Chapman	...	"	3,200	...	10 0 0	...	...			
"	...	"	640	...	2 0 0	...	...			
Wm. Moore	...	"	700	...	2 4 0	...	...			
Jno. Cody	...	"	640	...	2 0 0	...	...			
Ewd. Hinchcliff	...	"	640	...	2 0 0	...	...			
Wm. Sternbeck	...	"	1,280	...	4 0 0	...	...			
Robt. Chapman	...	"	1,280	...	4 0 0	...	...			
"	...	"	640	...	2 0 0	...	...			
Alfd. Forbes	...	"	640	...	2 0 0	...	...			
M. G. Thompson	...	"	640	...	2 0 0	...	...			

Annual.

3 farthings. 3½ farthings.

Name of Lessee.	Name of Run.	Name of District.	Actual Area.	Estimated Carrying Capacity of Run.	Annual Rental. £ s. d.	Old Rental and Assessment.	Date of present Tenure.	Year of Expiration of present Lease.	Average Rental per Acre in each District.	General Abstract of particulars.
Richd. Harris	...	Wollombi	1,960	...	6 2 8	...	...	Annual.	3 farthings.	
Andw. Phillips	...	,,	640	...	2 0 0	...	...			
Thos. Howard	...	,,	640	...	2 0 0	...	...			
Thos. Mathews	...	,,	1,280	...	4 0 0	...	...			
Mathews & Bridge	...	,,	800	...	2 10 0	...	...			
Alexr. Crothers	...	,,	640	...	2 0 0	...	...			
P. Best	...	Yass	2,880	...	9 0 0	...	...			
,,	...	,,	1,280	...	4 0 0	...	...			
Jas. Brown	...	,,	640	...	2 0 0	...	...			
Chas. Byrne	...	,,	1,280	...	4 0 0	...	...			
,,	...	,,	1,760	...	11 10 0	...	...			
F. Byrne	...	,,	2,000	...	6 5 0	...	...			
Ptk. Clancy	...	,,	640	...	2 0 0	...	...			
,,	...	,,	850	...	2 13 4	...	...			
Ptk. Clancy, junr.	...	,,	640	...	2 0 0	...	...			
,,	...	,,	800	...	2 10 0	...	...			
,,	...	,,	640	...	2 0 0	...	...			
Martin Clancy	...	,,	640	...	2 0 0	...	...			
,,	...	,,	1,150	...	7 3 9	...	...			
Ptk. Foley	...	,,	1,050	...	3 8 10	...	...			
Jph. Franklin	...	,,	640	...	2 0 0	...	...			
Alice Gibson	...	,,	5,180	...	16 4 0	...	...			
,,	...	,,	1,280	...	4 0 0	...	...			
Jph. Hallam	...	,,	1,280	...	4 0 0	...	...			
Mrtn. Hennessy	...	,,	2,180	...	6 16 4	...	...			
,,	...	,,	1,200	...	3 15 0	...	...			
David Holdsworth	...	,,	1,120	...	3 10 0	...	...			
Andw. H. Hume	...	,,	1,550	...	6 7 0	...	...			
,,	...	,,	1,150	...	3 11 10	...	...			
Wm. Heffernan	...	,,	960	...	3 0 0	...	...			
Wm. James	...	,,	3,710	...	11 12 0	...	...			
,,	...	,,	2,560	...	8 0 0	...	...			
Wm. James, senr.	...	,,	1,920	...	16 0 0	...	...			
Phillip Mulcahy	...	,,	1,000	...	3 6 6	...	...			
,,	...	,,	1,280	...	4 0 0	...	...			
Jas. Ramsey	...	,,	1,710	...	5 6 10	...	...			
,,	...	,,	7,640	...	23 17 6	...	...			
Jas. Marsden	...	,,	5,520	...	17 5 8	...	...			
R. Mallyon	...	,,	640	...	2 0 0	...	...			
Jas. M'Kay	...	,,	1,280	...	4 0 0	...	...			
,,	...	,,	1,280	...	4 0 0	...	...			
Bernd. M'Forley	...	,,	1,280	...	4 0 0	...	...			
Geo. Oakes	...	,,	3,400	...	10 12 8	...	...			
J. Poplin	...	,,	1,280	...	4 0 0	...	...			
O. Ryan	...	,,	640	...	2 0 0	...	...			
Isaac Shepherd	...	,,	1,100	...	3 9 0	...	...			
Sml. Hearne	...	,,	640	...	2 0 0	...	...			
Jno. Smith	...	,,	900	...	2 16 4	...	...			
Frcs. Shepherd	...	,,	1,280	...	4 0 0	...	...			
Jno. Wheatley	...	,,	1,280	...	4 0 0	...	...			
,,	...	,,	1,280	...	4 0 0	...	...			
Thos. Reid	...	,,	1,280	...	4 0 0	...	...			
Jno. Fraser	...	,,	640	...	2 0 0	...	...			
,,	...	,,	1,280	...	4 0 0	...	...			
Jno. Pinning	...	,,	640	...	2 0 0	...	...			
Jno. T. Preston	...	,,	4,480	...	14 0 0	...	...			
Thos. Bayley	...	,,	640	...	2 0 0	...	...			
,,	...	,,	640	...	2 0 0	...	...			
Ptk. Tully	...	,,	960	...	3 0 0	...	...			
Jas. Chisholm	...	,,	1,280	...	4 0 0	...	...			
,,	...	,,	1,520	...	4 16 0	...	...			
Timthy. Starr	...	,,	3,900	...	12 4 0	...	...			
,,	...	,,	1,700	...	5 6 4	...	...			
Richd. Howell	...	,,	1,320	...	4 2 6	...	...			
Herbt. Ranyard	...	,,	6,610	...	20 13 2	...	...			
,,	...	,,	2,720	...	8 10 0	...	...			
Richd. Reynolds	...	,,	1,280	...	7 6 0	...	...			
Jph. Clements & Chas. Byrne	...	,,	680	...	2 2 8	...	...			
Jph. Hallam & Chas. Byrne	...	,,	640	...	2 0 0	...	...			
Anthy. Paterson	...	,,	1,760	...	5 10 0	...	...			
Jno. Toohey	...	,,	700	...	2 3 10	...	...			
,,	...	,,	960	...	3 0 0	...	...			
Hugh Hines & Jno. Toohey	...	,,	960	...	3 0 0	...	...			
Wm. Brown	...	,,	1,056	...	3 6 0	...	...			
Thos. Glennan	...	,,	850	...	2 13 4	...	...			
Mcl. Hewitt	...	,,	850	...	5 5 0	...	...			
Wm. Buist	...	,,	640	...	2 0 0	...	...			
Chas. O'Neill	...	,,	1,280	...	4 0 0	...	...			
,,	...	,,	640	...	2 0 0	...	...			
Timothy Daly	...	,,	2,280	...	9 0 0	...	...			
Mcl. Cusack	...	,,	4,480	...	14 0 0	...	...			
Jno. Cummings	...	,,	3,150	...	9 17 0	...	...			
Jas. Whittaker	...	,,	640	...	2 0 0	...	...			
,,	...	,,	1,600	...	5 0 0	...	...		3¾ farthings.	

Name of Lessee.	Name of Run.	Name of District.	Actual Area.	Estimated Carrying Capacity of Run.	Annual Rental. £ s. d.	Old Rental and Assessment.	Date of present Tenure.	Year of Expiration of present Lease.	Average Rental per Acre in each District.	General Abstract of particulars.
Jno. Smith & Chas. O'Neill	...	Yass	1,280	...	4 0 0	...	...	Annual.	3¾ farthings.	
Tim. Daley & Winfd. Moore	...	"	640	...	2 0 0	...	...			
Thos. Glennan	...	"	1,030	...	5 5 0	...	...			
Ptk. Gillespie	...	"	640	...	2 0 0	...	...			
Jno. Bevan	...	"	720	...	2 10 0	...	...			
Ptk. Sullivan	...	"	640	...	2 0 0	...	...			
Alice Gibson	...	"	700	...	2 3 10	...	...			
Jas. Beven	...	"	900	...	2 16 4	...	...			
"	...	"	1,920	...	6 0 0	...	...			
Wm. Medway	...	"	2,120	...	10 10 0	...	...			
"	...	"	2,600	...	14 10 0	...	...			
"	...	"	1,390	...	4 6 10	...	...			
Matw. Beven	...	"	1,050	...	3 5 8	...	...			
Winifred Moore	...	"	1,040	...	3 5 0	...	...			
"	...	"	1,960	...	6 2 8	...	...			
Thos. Weller	...	"	1,360	...	4 5 0	...	...			
Denis Grant	...	"	700	...	2 3 10	...	...			
"	...	"	1,640	...	5 2 6	...	...			
"	...	"	3,140	...	9 16 4	...	...			
"	...	"	1,950	...	6 2 8	...	...			
Executors of Alexr. Abbey	...	"	700	...	2 3 10	...	...			
"	...	"	850	...	2 13 4	...	...			
"	...	"	2,440	...	7 12 8	...	...			
Chas. Byrne	...	"	2,560	...	8 0 0	...	...			
"	...	"	1,280	...	4 0 0	...	...			
"	...	"	2,690	...	8 8 4	...	...			
"	...	"	640	...	2 0 0	...	...			
"	...	"	960	...	8 10 0	...	...			
Alice Holmes	...	"	800	...	2 10 0	...	...			
Hugh Hines	...	"	1,280	...	4 0 0	...	...			
Executors of Robt. Bayley	...	"	640	...	2 0 0	...	...			
"	...	"	640	...	2 0 0	...	...			
"	...	"	960	...	3 0 0	...	...			
"	...	"	3,200	...	10 0 0	...	...			
J. A. Robinson	...	"	2,120	...	6 12 6	...	...			
Jas. Medway	...	"	640	...	2 0 0	...	...			
"	...	"	640	...	2 0 0	...	...			
N. R. Besnard	...	"	1,280	...	4 0 0	...	...			
"	...	"	640	...	2 4 0	...	...			
"	...	"	640	...	2 0 0	...	...			
"	...	"	1,920	...	6 0 0	...	...			
"	...	"	1,750	...	5 8 10	...	...			
"	...	"	1,390	...	4 7 0	...	...			
Jas. Lyell	...	"	660	...	2 1 4	...	...			
Ptk. Clancy & James Lloyd	...	"	720	...	2 5 0	...	...			
Ptk. Clancy	...	"	1,200	...	3 15 0	...	...			
Chas. Hall	...	"	640	...	2 0 0	...	...			
Ptk. O'Malley	...	"	820	...	7 10 0	...	...			
Timthy. Daley & Chas. O'Neill	...	"	960	...	3 0 0	...	...			
"	...	"	640	...	7 10 0	...	...			
Jno. Toohey & Ewd. Hallam	...	"	830	...	2 12 0	...	...			
Chas. Byrne & Denis Grant	...	"	680	...	2 2 8	...	...			
Chas. Byrne	...	"	1,740	...	5 9 0	...	...			
Chas. O'Neill & T. Daly	...	"	640	...	2 0 0	...	...			
Evan Jones	...	"	1,280	...	4 0 0	...	...			
Jas. Lyell	...	"	700	...	2 4 0	...	...			
Timthy. Daly	...	"	830	...	6 14 0	...	...			
Thos. Dowling	...	"	1,700	...	5 6 4	...	...			

Sydney: Thomas Richards, Government Printer.—1876.

[3s. 6d.]

1875–6.

LEGISLATIVE ASSEMBLY.

NEW SOUTH WALES.

CROWN LANDS HELD UNDER LEASE OR LICENSE.

(PARTICULARS OF.)

Ordered by the Legislative Assembly to be printed, 21 *March*, 1876.

FURTHER RETURN to an *Order* made by the Honorable the Legislative Assembly of New South Wales, dated 22 June, 1875, That there be laid upon the Table of this House,—

"A Return, showing in columns the names of all the Lessees or Licensees "of Crown Lands in the First and Second Class Settled Districts, and "in the Unsettled Districts, stating,—

"(1.) The name of the Lessee or Licensee.
"(2.) The name of the Run.
"(3.) The name of the District.
"(4.) The estimated or actual area.
"(5.) The estimated carrying capacity of the Run.
"(6.) The annual rental as last appraised.
"(7.) The old rental and assessment.
"(8.) The date of the present tenure.
"(9.) The year of the expiration of the present lease or license.
"(10.) The average rental per acre in each district.
"(11.) A general abstract of particulars."

(*Mr. Piddington.*)

CROWN LANDS HELD UNDER LEASE OR LICENSE.

RETURN of Crown Lands held under Lease in the Pastoral Districts.

No. in Run Register.	Run.	Lessee.	Estimated area under existing tenure.	Present annual rental.	Estimated grazing capabilities in an unimproved state.		Estimated area under original tenure.	Old rental and assessment.	Date of commencement of present tenure.	Term of tenure.
					Cattle.	Sheep.				
		DISTRICT OF ALBERT.	acres	£ s. d.			acres	£ s. d.		
6	Bilpah East	W. Wilson & S. Lindsay	16,640	25 0 0	.....	2,000	.....	.....	1 Jan., 1876	31 Dec., 1880.
7	Byjerk	,,	35,000	28 0 0	.....	2,000	.....	.....	,, ,,	,, ,,
8	Butha Butha No. 2	,,	18,000	20 0 0	.....	1,500	.....	.....	,, ,,	,, ,,
9	Mullawoolka East	,,	31,360	25 0 0	.....	2,000	.....	.....	,, ,,	,, ,,
10	Mullawoolka West	,,	40,320	25 0 0	.....	2,000	.....	.....	,, ,,	,, ,,
11	Warramutty East	,,	36,000	30 0 0	.....	2,000	.....	.....	,, ,,	,, ,,
12	Waltragalda	R. B. Smith	69,000	65 0 0	.....	4,000	89,600	30 0 0	,, ,,	,, ,,
13	Cobrilla	,,	71,000	80 0 0	.....	4,500	96,000	30 0 0	,, ,,	,, ,,
14	Kambella	,,	59,000	75 0 0	.....	4,000	96,000	30 0 0	,, ,,	,, ,,
15	Mallambray	,,	76,000	80 0 0	.....	4,000	78,000	40 0 0	,, ,,	,, ,,
16	Parkungi	,,	89,600	90 0 0	.....	6,000	89,000	40 0 0	,, ,,	,, ,,
17	Peery	London Chartered Bank	64,000	98 0 0	.....	6,000	64,000	30 0 0	,, ,,	,, ,,
18	Stony Ridge No. 1	G. T. & F. W. Suttor	16,000	20 0 0	.....	2,000	.....	.....	,, ,,	,, ,,
19	,, No. 2	,,	16,000	20 0 0	.....	1,800	.....	.....	,, ,,	,, ,,
20	,, No. 3	,,	13,000	20 0 0	.....	2,000	.....	.....	,, ,,	,, ,,
21	,, No. 4	,,	13,000	20 0 0	.....	2,000	.....	.....	,, ,,	,, ,,
22	Pelican Ponds No. 1	,,	16,000	24 0 0	.....	2,000	.....	.....	,, ,,	,, ,,
23	,, No. 2	,,	16,000	22 0 0	.....	2,000	.....	.....	,, ,,	,, ,,
24	,, No. 3	,,	16,000	28 0 0	.....	2,500	.....	.....	,, ,,	,, ,,
25	Clear Water West	,,	15,000	22 0 0	.....	2,000	.....	.....	,, ,,	,, ,,
26	Kelly Block No. 1	The Commercial Banking Company	17,000	27 0 0	.....	2,000	.....	.....	,, ,,	,, ,,
27	,, No. 2	,,	16,000	25 0 0	.....	2,000	.....	.....	,, ,,	,, ,,
28	,, No. 3	,,	13,000	25 0 0	.....	2,000	.....	.....	,, ,,	,, ,,
29	,, No. 4	,,	15,960	35 0 0	.....	2,500	.....	.....	,, ,,	,, ,,
30	Lower Coorallie East	Sir Francis Murphy	15,360	26 0 0	.....	2,000	16,000	30 10 0	,, ,,	,, ,,
31	Lower Coorallie West	,,	15,360	30 0 0	.....	2,500	16,000	30 10 0	,, ,,	,, ,,
32	Coorallie West	,,	16,000	30 0 0	.....	2,500	16,000	30 10 0	,, ,,	,, ,,
33	Coorallie East	,,	16,000	35 0 0	.....	2,500	16,000	30 10 0	,, ,,	,, ,,
34	Ularara West No. 1	,,	17,000	30 0 0	.....	2,700	.....	.....	,, ,,	,, ,,
35	,, No. 2	,,	13,500	30 0 0	.....	2,500	.....	.....	,, ,,	,, ,,
36	Far West	J. Blackwood & C. Ibbotson	98,400	60 0 0	.....	6,000	96,000	30 0 0	1 Jan., 1871	,, 1875.*
37	Outer Kallara	,,	49,200	40 0 0	.....	3,500	48,000	35 0 0	,, ,,	,, ,, *
38	Beyond Outer Kallara	,,	49,200	30 0 0	.....	2,500	48,000	35 0 0	,, ,,	,, ,, *
39	Newfoundland No. 1	Samuel Wilson	38,000	63 0 0	.....	5,000	26,240	35 0 0	,, ,,	,, ,, *
40	Outer Newfoundland No. 1	,,	46,000	30 0 0	.....	3,000	43,200	31 0 0	,, 1872	,, 1876.
41	,, No. 2	,,	51,500	20 0 0	.....	2,000	48,000	31 0 0	,, ,,	,, ,,
42	Balara	Hon. Alex. Hay & S. Newland	58,000	28 0 0	.....	1,300	57,600	35 0 0	,, ,,	,, ,,
43	Mount M'Pherson	The Trust and Agency Company of Australasia	57,600	50 0 0	.....	3,000	57,600	35 0 0	,, 1876	,, 1880.
44	Bilpah West	W. Wilson & S. Lindsay	17,720	25 0 0	.....	2,000	.....	.....	,, ,,	,, ,,
45	Outer Minden	S. T. Staughton & S. G. Staughton	13,000	23 0 0	.....	2,500	92,160	30 0 0	,, 1872	,, 1876.
46	Outer Brainerd	,,	40,460	28 0 0	.....	3,700	92,160	30 0 0	,, ,,	,, ,,
47	Ularara East No. 1	Sir Francis Murphy	15,000	24 0 0	.....	2,000	.....	.....	,, 1876	,, 1880.
48	,, No. 2	,,	18,500	36 0 0	.....	2,500	.....	.....	,, 1877	,, 1890.
52	Butha Butha No. 4	W. Wilson & S. Lindsay	14,000	14 0 0	.....	1,500	.....	.....	,, 1872	,, 1876.
53	Calcoo	R. M'Kenzie, Ayre & F. Martin	26,880	17 17 0	.....	1,500	30,000	30 0 0	,, ,,	,, ,,
54	Caltigeena	,,	26,880	17 17 0	.....	1,500	30,000	30 0 0	,, ,,	,, ,,

* Held at old rate from year to year pending receipt of appraisements.

No. in Run Register.	Run.	Lessee.	Estimated area under existing tenure.	Present annual rental.	Estimated grazing capabilities in an unimproved state.		Estimated area under original tenure.	Old rental and assessment.	Date of commencement of present tenure.	Term of tenure.
					Cattle.	Sheep.				
		DISTRICT OF ALBERT—*continued.*								
			acres	£ s. d.			acres	£ s. d.		
55	Goonalgaa	Finlay, Campbell, & Co.	53,000	10 0 0	No	report	54,000	30 0 0	1 July, 1872 ...	30 June, 1877.
56	Gurroogaa	R. M'Kenzie, Ayre & F. Martin	26.880	17 17 0	.....	1,500	30,000	30 0 0	1 Jan., „ ...	31 Dec., 1876.
57	Mount M'Pherson East	F. & A. Campbell	43,000	73 0 0	.....	6,000	38,400	30 0 0	„ „ ...	„ „
58	Outer Merry	G. T. & F. W. Suttor	68,000	53 0 0	.....	4,000	64,000	32 5 0	„ „ ...	„ „
59	Outer Mount M'Pherson East	Finlay & Allan Campbell	60,000	45 0 0	.....	3,500	20,000	30 0 0	„ „ ...	„ „
60	Wongolarro	R. M'Kenzie, Ayre & F. Martin	46,000	28 0 0	.....	2,400	46,000	30 0 0	„ „ ...	„ „
61	Warramutty West	W. Wilson & S. Lindsay	34,680	28 0 0	.....	3,000	.....	.....	„ „ ...	„ „
63	Banjah	W. J. Reid	32,000	12 0 0	.....	1,500	.....	.....	„ „ ...	„ „
64	Basin Bank	Finlay & Allan Campbell	53,000	25 0 0	.....	2,000	.....	.....	„ „ ...	„ „
65	Batthing Spring	The London Chartered Bank	32,000	18 0 0	.....	2,000	.....	.....	„ „ ...	„ „
66	Booborowie	Finlay & Allan Campbell	62,000	53 0 0	.....	4,000	.....	.....	„ „ ...	„ „
67	Boomah	W. J. Reid	32,000	10 0 0	.....	1,000	.....	.....	1 July, „ ...	30 June, 1877.
68	Buona	„	46,000	12 0 0	.....	1,700	.....	.....	1 Jan., „ ...	31 Dec., 1876.
69	Callindra	R. B. Smith	64,000	55 0 0	.....	4,000	.....	.....	„ „ ...	„ „
70	Dilkoosha	„	31,600	38 0 0	.....	1,500	.....	.....	„ „ ...	„ „
71	Dilkoosha North	„	31,600	38 0 0	.....	1,500	.....	.....	„ „ ...	„ „
72	Dunlop South-west Back Run No. 3	Sir Samuel Wilson	69,120	17 0 0	.....	1,000	67,200	31 1 0	„ „ ...	„ „
73	East Barego	The London Chartered Bank	23,000	12 0 0	.....	1,250	.....	.....	„ „ ...	„ „
74	Inkerman	J. M'Culloch & R. Sellar	128,000	30 0 0	.....	4,000	128,000	30 0 0	„ „ ...	„ „
75	Kars	late F. A. Stratford	78,760	25 0 0	.....	2,000	128,000	30 0 0	„ „ ...	„ „
76	Koolto	W. J. Reid	65,000	26 0 0	.....	4,000	.....	.....	„ „ ...	„ „
77	Malakoff	Peter M'Gregor	115,000	25 0 0	.....	4,000	128,000	30 0 0	1 April, „ ...	31 Mar., 1877.
78	Manaro	John Hay	64,000	18 0 0	.....	1,200	64,000	30 0 0	1 Jan., „ ...	31 Dec., 1876.
79	Mary Mary Back Run	E. H. Acres	30,000	30 0 0	.....	2,000	.....	.....	„ „ ...	„ „
80	M'Culloch's Range	Thomas Chirnside	41,000	10 0 0	.....	1,000	51,200	30 5 0	„ „ ...	„ „
81	Minderie	W. J. Reid	64,000	27 0 0	.....	4,000	.....	.....	„ „ ...	„ „
82	Mount Gipps	J. M'Culloch & R. Sellar	128,000	50 0 0	.....	4,000	128,000	30 0 0	„ „ ...	„ „
83	Mount Jack	The London Chartered Bank	64,000	15 0 0	.....	3,000	.....	.....	„ „ ...	„ „
84	Mount M'Pherson, Block A	The Trust and Agency Company of Australasia	62,000	20 0 0	.....	2,300	.....	.....	„ „ ...	„ „
85	„ Block J	The London Chartered Bank of Australia	60,000	94 0 0	.....	2,500	.....	.....	„ „ ...	„ „
86	Mount M'Pherson West No. 1	„	50,000	17 0 0	.....	1,500	.....	.....	„ „ ...	„ „
87	„ No. 2	„	69,000	25 0 0	.....	4,000	.....	.....	„ „ ...	„ „
88	Muntawa	„	38,000	15 0 0	.....	2,000	.....	.....	„ „ ...	„ „
89	Narrowa	„	41,000	27 0 0	.....	3,000	.....	.....	„ „ ...	„ „
90	Outer Back Culpaulin East	Thomas Chirnside	41,000	19 0 0	.....	1,300	51,200	30 0 0	„ „ ...	„ „
91	Outer Bonley	Walter Duffield	100,000	32 10 0	.....	2,500	96,000	31 0 0	„ „ ...	„ „
92	Outer Cabrilla	R. B. Smith	59,960	60 0 0	.....	3,000	.....	.....	„ „ ...	„ „
93	Outer Culpaulin	Walter Duffield	98,000	44 0 0	.....	4,000	96,000	30 0 0	„ „ ...	„ „
94	Outer Curranyale Back Plains	Thomas Chirnside	44,000	28 0 0	.....	3,000	51,200	30 5 0	„ „ ...	„ „
95	Outer Dunlop North-west	Samuel Wilson	92,800	38 0 0	.....	4,000	96,000	30 0 0	„ „ ...	„ „
96	„ No. 3	„	56,680	17 0 0	.....	2,000	.....	.....	„ „ ...	„ „
97	Outer Dunlop South-west	„	107,000	50 0 0	.....	4,000	.....	.....	„ „ ...	„ „
98	Outer Kembula	R. B. Smith	60,000	60 0 0	.....	3,000	.....	.....	„ „ ...	„ „
99	Outer Netallie	The Trust and Agency Co. of Australasia	112,000	25 0 0	No	report	94,000	30 0 0	„ „ ...	„ „
100	Outer Woytchugga East	Thomas Chirnside	50,000	45 0 0	.....	4,000	32,000	30 5 0	„ „ ...	„ „
101	Rosstrevor	R. B. Smith	41,600	22 0 0	.....	900	.....	.....	„ „ ...	„ „
102	Silistria	late F. A. Stratford	84,000	27 0 0	.....	3,000	.....	.....	„ „ ...	„ „
103	Ullollie	The London Chartered Bank of Australia	63,960	50 0 0	.....	4,500	64,000	35 0 0	„ „ ...	„ „
104	Uncana	W. J. Reid	64,000	30 0 0	.....	3,000	.....	.....	„ „ ...	„ „
105	Wallandra Outer Run	W. H. Suttor	30,000	30 0 0	.....	2,000	32,000	30 0 0	„ „ ...	„ „
106	Weelong Outer Run	„	32,000	30 0 0	.....	2,000	32,000	30 0 0	„ „ ...	„ „
107	Wigilla	E. H. Acres	64,000	28 0 0	.....	2,000	.....	.....	„ „ ...	„ „

1035

No. in Run Register.	Run.	Lessee.	Estimated area under existing tenure.	Present annual rental.	Estimated grazing capabilities in an unimproved state.		Estimated area under original tenure.	Old rental and assessment.	Date of commencement of present tenure.	Term of tenure.
					Cattle.	Sheep.				
		DISTRICT OF ALBERT—*continued.*								
			acres	£ s. d.			acres	£ s. d.		
108	Woombup	W. J. Reid	44,000	12 0 0	.....	1,250	.....	.....	1 Jan., 1872	31 Dec., 1876.
109	Woorungil Plain	Peter M'Gregor	47,000	10 0 0	No	report	.....	.....	1 Oct., 1871	30 Sept., „
110	Yerndambool	Edward Quinn	50,600	24 0 0	.....	2,000	.....	.....	1 Jan., 1872	31 Dec., „
111	Yungnulgra Plains	Robert Sellar	61,500	10 0 0	.....	1,700	.....	.....	1 Oct., „	30 Sept., 1877.
112	„ North	E. S. Bonney	61,500	10 0 0	.....	1,500	.....	.....	1 July, „	30 June, „
113	„ South	R. B. Smith	61,500	10 0 0	.....	1,700	.....	.....	1 Oct., „	30 Sept., „
114	Alma	late F. A. Stratford	128,000	30 0 0	.....	3,000	128,000	30 0 0	1 Jan., „	31 Dec., 1876.
115	Balaklava	„	128,000	30 0 0	.....	3,250	128,000	30 0 0	„ „	„ „
116	Coonbaralla	„	128,000	48 0 0	.....	5,300	128,000	30 0 0	„ „	„ „
117	Redan	George Miller	62,000	14 0 0	.....	1,000	.....	.....	„ „	„ „
118	Butha Butha No. 1	W. Wilson & S. Lindsay	20,460	30 0 0	.....	2,000	.....	.....	„ 1873	„ 1877.
119	„ No. 3	„	20,900	30 0 0	.....	2,000	.....	.....	„ „	„ „
120	Effluence No. 3	The New Zealand Loan and Mercantile Agency Co.	24,000	28 0 0	.....	3,000	.....	.....	„ 1875	„ 1879.
121	„ No. 4	„	19,160	33 0 0	.....	2,500	.....	.....	„ 1876	„ 1880.
122	Berawinia East	Hon. A. Hay and S. Newland	16,000	22 0 0	.....	1,800	.....	.....	„ 1874	„ 1878.
123	Thoulconna East	„	37,540	28 0 0	.....	2,300	.....	.....	„ „	„ „
124	Berawinia West	„	29,000	36 0 0	.....	3,000	.....	.....	„ „	„ „
125	Thoulconna West	„	16,820	20 0 0	.....	1,650	.....	.....	„ „	„ „
126	Effluence No. 1	Brown & Smythe	22,000	27 0 0	.....	2,000	.....	.....	„ „	„ „
127	„ No. 2	„	22,000	27 0 0	.....	2,000	.....	.....	„ „	„ „
128	Outer Pelican Ponds West	G. & F. Suttor	64,000	10 0 0	.....	.....	.....	.....	1 Oct., 1872	30 Sept., 1877.
129	Outer Stony Ridge West	„	52,000	10 0 0	.....	.....	.....	.....	„ „	„ „
130	Outer Pelican Ponds East	„	64,000	10 0 0	.....	.....	.....	.....	„ „	„ „
131	Outer Stony Ridge East	„	52,000	10 0 0	.....	1,500	.....	.....	„ „	„ „
132	Coorallie Far East	Sir Francis Murphy	27,000	25 0 0	.....	3,000	.....	.....	1 Jan., 1875	31 Dec., 1879.
133	Coorallie Far West	„	37,000	10 0 0	.....	350	.....	.....	1 Oct., 1872	30 Sept., 1877.
134	Tungo North	E. W. Dreyer	16,000	25 0 0	.....	2,000	.....	.....	1 Jan., 1875	31 Dec., 1879.
135	Bampitch or Tungo South	„	17,960	25 0 0	.....	2,000	.....	.....	„ „	„ „
136	Warroo	The Commercial Bank	36,000	10 0 0	No	report	.....	.....	1 Oct., 1872	30 Sept., 1877.
137	Moorguong	E. W. Dreyer	64,000	35 0 0	.....	2,000	.....	.....	1 Jan., 1876	31 Dec., 1880.
138	Cawnalmurtie	The London Chartered Bank	64,000	23 0 0	.....	1,000	.....	.....	„ „	„ „
139	Purnanga	E. W. Dreyer	64,000	40 0 0	.....	2,000	.....	.....	„ „	„ „
140	Cunellie	The London Chartered Bank	64,000	30 0 0	.....	2,000	.....	.....	„ „	„ „
141	East Peri	„	28,800	36 0 0	.....	2,000	.....	.....	„ „	„ „
142	Tyngnynia	The Commercial Bank	60,000	10 0 0	No	report	.....	.....	1 Oct., 1872	30 Sept., 1877.
143	Rankin's Hill East No. 4	W. L. Morton	64,000	10 0 0	No	report	.....	.....	1 Jan., 1873	31 Dec., „
145	Upper Birrawarra West, Block C	James Tyson	13,000	19 0 0	.....	2,000	.....	.....	„ 1876	„ 1880.
146	Potacingoga	S. T. & S. G. Staughton	49,680	110 0 0	.....	8,000	48,000	31 0 0	„ 1873	„ 1877.
147	Werimbela	„	19,900	50 0 0	.....	3,500	48,000	31 0 0	„ „	„ „
148	Woytchugga	D. W. H. Patterson	60,000	20 0 0	.....	2,000	.....	.....	„ 1872	„ 1876.
149	Gueralah East	The London Chartered Bank	64,000	18 0 0	.....	2,000	.....	.....	„ 1873	„ 1877.
150	Gueralah West	„	44,000	13 0 0	.....	1,250	.....	.....	„ „	„ „
151	Greenough's Hill No. , Block A	W. H. Suttor	30,000	14 0 0	.....	1,000	.....	.....	„ 1874	„ 1878.
152	„ No. 3, Block B	E. H. Acres	48,000	25 0 0	.....	2,000	.....	.....	„ „	„ „
154	Rankin's Hill No. 3, Block F	W. L. Morton	64,000	10 0 0	No	report	.....	.....	„ 1873	„ 1877.
157	„ No. 3, Block D	John E. Kelly	64,000	10 0 0	.....	1,500	.....	.....	„ 1874	„ 1878.
158	„ No. 3, Block E	„	64,000	10 0 0	.....	1,500	.....	.....	„ „	„ „
159	„ No. 4, Block E	Finlay, Campbell, & Co.	64,000	10 0 0	No	report	.....	.....	„ 1873	„ 1877.
160	„ No. 4, Block F	W. L. Morton	64,000	10 0 0	No	report	.....	.....	„ „	„ „
161	Greenough's Hill No. 1, Block B	W. H. Suttor	57,000	40 0 0	.....	1,500	.....	.....	„ 1874	„ 1878.
163	Outer Back Brainerd	A. J. L. Learmonth	61,500	25 0 0	.....	2,600	.....	.....	„ 1872	„ 1876.
164	Outer Back Minden	„	13,000	10 0 0	.....	800	.....	.....	„ „	„ „

No. in Run Register.	Run.	Lessee.	Estimated area under existing tenure.	Present annual rental.	Estimated grazing capabilities in an unimproved state.		Estimated area under original tenure.	Old rental and assessment.	Date of commencement of present tenure.	Term of tenure.
					Cattle.	Sheep.				
		DISTRICT OF ALBERT—*continued.*								
			acres	£ s. d.			acres	£ s. d.		
166	Parro Plains No. 2	G. A. Elliott	40,000	10 0 0	No	report	.....	.....	1 July, 1873	30 June, 1878.
167	Wentworth No. 1	Sir Samuel Wilson	66,000	25 0 0	No	report	.....	.....	1 April, „	31 Mar., „
168	„ No. 2	„	52,000	25 0 0	No	report	.....	.....	„ „	„ „
169	„ No. 3	„	52,000	25 0 0	No	report	.....	.....	„ „	„ „
170	„ No. 4	„	60,000	25 0 0	No	report	.....	.....	„ „	„ „
172	Ardfert	M. P. Fitzgerald, R. Feehan, & A. Tobin	64,000	10 0 0	.....	800	.....	.....	1 July, „	30 June, „
173	Biparo	W. Wilson & S. Lindsay	23,000	16 0 0	.....	1,300	.....	.....	1 Jan., 1875	31 Dec., 1879.
174	Birrawarra	James Tyson	20,500	40 0 0	.....	3,000	.....	.....	„ 1876	„ 1880.
175	„ West	„	20,500	40 0 0	.....	3,000	.....	.....	„ „	„ „
177	Bolo Gnoko East	W. J. Reid	75,000	23 0 0	.....	1,500	.....	.....	„ 1875	„ 1879.
178	Bonley	D. M'Rae	62,000	118 0 0	.....	7,000	60,460	85 0 0	„ „	„ „
179	Boongunnyarra	James Tyson	64,000	30 0 0	.....	2,000	.....	.....	„ 1876	„ 1880.
180	Budda	W. H. Suttor	38,680	85 0 0	.....	6,000	32,000	31 0 0	„ 1875	„ 1879.
181	Bunker Creek	R. B. Smith	58,000	40 0 0	.....	5,000	.....	.....	„ „	„ „
182	Buntiara	Francis Murphy	60,000	10 0 0	.....	2,000	.....	.....	1 Oct., 1872	30 Sept., 1877.
183	Byjerk South	W. Wilson & S. Lindsay	32,000	26 0 0	.....	2,000	.....	.....	1 Jan., 1875	31 Dec., 1879.
184	Chance	R. M'Kenzie, Ayre & F. Martin	41,460	70 0 0	.....	5,000	50,000	30 0 0	„ „	„ „
185	Charlton	The London Chartered Bank	46,000	23 0 0	.....	2,000	.....	.....	„ „	„ „
186	Coonbaralba	„	64,000	40 0 0	.....	4,000	.....	.....	„ „	„ „
187	Corega	W. Duffield	63,960	145 0 0	.....	8,600	57,600	83 0 0	„ „	„ „
188	Culpaulin	D. M'Rae	54,800	125 0 0	.....	8,000	64,000	83 0 0	„ „	„ „
189	„ East	Thomas Chirnside	31,000	88 0 0	.....	5,200	30,000	31 0 0	„ „	„ „
191	Curranyale	„	20,000	60 0 0	.....	4,000	30,000	31 0 0	„ „	„ „
192	Cuthowarra	D. P. Keogh & T. K. Bennett	64,000	100 0 0	.....	1,000	.....	.....	1 July, „	30 June, 1880.
193	Dolora	R. B. Smith	52,000	92 0 0	.....	8,000	48,000	31 1 0	1 Jan., „	31 Dec., 1879.
194	Dunoon	R. M'Kenzie, Ayre & F. Martin	41,000	73 0 0	.....	4,500	30,000	32 0 0	„ „	„ „
195	Eckerboon	The London Chartered Bank	64,000	25 0 0	.....	1,500	.....	.....	„ „	„ „
196	„ East	John Brougham	48,000	20 0 0	.....	1,000	.....	.....	1 Oct., 1872	30 Sept., 1877.
197	Effluence East	The New Zealand Loan and Mercantile Agency Company	64,000	10 0 0	.....	1,000	.....	.....	„ „	„ „
198	Gairdner's Creek, Block No. 1	M'Culloch, Sellar & Company	64,000	10 0 0	.....	1,000	.....	.....	„ 1871	„ 1876.
199	„ „ No. 2	„ „	64,000	10 0 0	.....	1,000	.....	.....	„ „	„ „
200	Germano East	Edward Quinn	50,000	32 0 0	.....	2,000	.....	.....	1 Jan., 1875	31 Dec., 1879.
202	Inkerman West	J. M'Culloch & R. Sellar	22,000	10 0 0	.....	1,000	.....	.....	„ „	„ „
203	Jacombe	James Tyson	10,000	10 0 0	.....	1,000	.....	.....	„ 1873	„ 1877.
204	Jump Off No. 2	J. Blackwood & C. Ibbotson	25,000	20 0 0	.....	2,500	.....	.....	„ 1875	„ 1879.
205	„ No. 3	„ „	64,000	27 0 0	.....	3,700	.....	.....	„ „	„ „
206	Kandie	W. & E. Kennedy	64,000	25 0 0	.....	1,400	.....	.....	1 July, 1873	30 June, 1878.
207	Keiss	R. M'Kenzie, Ayre & F. Martin	45,000	75 0 0	.....	5,000	30,000	32 0 0	1 Jan., 1875	31 Dec., 1879.
208	Kenmare	The Commercial Bank	62,000	30 0 0	.....	2,000	.....	.....	„ „	„ „
210	Kerndombie	Edward Quinn	64,000	26 0 0	.....	2,000	.....	.....	„ „	„ „
211	Kerno	„	64,000	45 0 0	.....	3,000	.....	.....	„ „	„ „
212	Kilfera	The Commercial Bank	64,000	30 0 0	.....	2,000	.....	.....	„ „	„ „
213	Kilmun	R. M'Kenzie, Ayre & F. Martin	35,680	74 0 0	.....	5,500	30,000	32 0 0	„ „	„ „
214	Killowen	The Commercial Bank	56,000	27 0 0	.....	2,000	.....	.....	„ „	„ „
215	Kilpara	E. M. Bagot	37,000	10 0 0	.....	500	.....	.....	1 Oct., 1872	30 Sept., 1877.
216	Outer Back Curranyale, Block B	T. L. & S. L. Learmonth	44,000	20 0 0	No	report	.....	.....	1 July, 1872	30 June, „
217	„ „ C	„ „	44,000	20 0 0	No	report	.....	.....	„ „	„ „
218	Moira Plains, Block A	W. Campbell	74,000	20 0 0	No	report	.....	.....	„ „	„ „
219	Langawirra	E. W. Donnelly	75,000	30 0 0	.....	3,000	.....	.....	1 Jan., 1875	31 Dec., 1879.
220	Linwin Klip	John Brougham	63,000	20 0 0	.....	1,000	.....	.....	1 Oct., 1872	30 Sept., 1877.
221	„ West	Lloyd Jones	16,000	10 0 0	.....	1,000	.....	.....	1 July, 1873	30 June, 1878.
222	Mary Mary	E. H. Acres	33,380	80 0 0	.....	6,000	32,000	31 0 0	1 Jan., 1875	31 Dec., 1879.

1037

No. in Run Register.	Run.	Lessee.	Estimated area under existing tenure.	Present annual rental.	Estimated grazing capabilities in an unimproved state.		Estimated area under original tenure.	Old rental and assessment.	Date of commencement of present tenure.	Term of tenure.
					Cattle.	Sheep.				
		DISTRICT OF ALBERT—*continued.*								
			acres	£ s. d.			acres	£ s. d.		
223	Merry	G. T. & F. W. Suttor	29,000	58 0 0	.....	4,000	32,000	31 0 0	1 Jan., 1875	31 Dec., 1879.
224	Miltara	W. J. Reid	57,600	28 0 0	.....	2,000	.....	.....	„ „	„ „
225	Moolort	The Commercial Bank	64,000	35 0 0	.....	3,000	.....	.....	„ „	„ „
226	Moorabin	R. B. Smith	55,660	83 0 0	.....	6,000	64,000	31 0 0	„ „	„ „
227	Mount Arrowsmith No. 1	L. Jones & A. F. Sullivan	64,000	30 0 0	.....	2,000	.....	.....	„ „	„ „
228	„ No. 2	„ „	64,000	40 0 0	.....	4,000	.....	.....	„ „	„ „
229	„ No. 3	John Kennedy	64,000	20 0 0	.....	1,000	.....	.....	1 Oct., 1872	30 Sept., 1877.
230	„ No. 4	„	48,000	20 0 0	.....	1,000	.....	.....	„ „	„ „
231	Mount Daubeny	John Brougham	64,000	10 0 0	.....	1,000	.....	.....	„ „	„ „
232	Mount Gipps South	J. M'Culloch & R. Sellar	30,000	21 0 0	.....	1,500	.....	.....	1 Jan., 1875	31 Dec., 1879.
233	Mucruss	James Tyson	57,560	20 0 0	.....	2,000	.....	.....	„ 1876	„ 1880.
234	Mulga No. 1	W. Duffield	82,000	35 0 0	.....	3,000	.....	.....	„ 1875	„ 1879.
235	„ No. 2	D. W. H. Patterson	92,000	10 0 0	.....	1,000	.....	.....	„ 1872	„ 1876.
236	„ No. 3	„	64,000	20 0 0	.....	1,000	.....	.....	1 Oct., „	30 Sept., 1877.
237	Mulyenery	W. Duffield	71,960	130 0 0	.....	7,800	80,960	83 0 0	1 Jan., 1875	31 Dec., 1879.
238	Murpa	The London Chartered Bank	34,500	15 0 0	.....	2,000	.....	.....	„ „	„ „
239	Nadbuck	„	64,000	25 0 0	.....	1,500	.....	.....	„ „	„ „
240	„ West	J. M'Culloch & R. Sellar	55,000	10 0 0	.....	1,000	.....	.....	„ 1872	„ 1876.
241	Narddin	„ „	55,000	30 0 0	.....	2,000	.....	.....	„ 1875	„ 1879.
242	Netallie	D. M'Rae	57,760	110 0 0	.....	7,000	51,200	85 0 0	„ „	„ „
243	North Daubeney	W. A. Brodribb	64,000	10 0 0	.....	1,000	.....	.....	„ 1872	„ 1876.
244	Onondoo	G. T. & F. A. Suttor	22,000	39 0 0	.....	3,000	.....	.....	1 Jan., 1875	31 Dec., 1879.
245	Outer Berawinia West	Hon. A. Hay & S. Newland	70,000	15 0 0	.....	1,000	.....	.....	„ „	„ „
246	Outer Thoalconna West	„ „	60,000	15 0 0	.....	1,000	.....	.....	„ „	„ „
247	Paldrumata	W. J. Reid	35,000	14 0 0	.....	1,000	.....	.....	„ „	„ „
248	Paldrumata North	„	62,000	24 0 0	.....	1,200	.....	.....	„ „	„ „
249	Parasia	James Tyson	64,000	10 0 0	.....	500	.....	.....	„ 1872	„ 1876.
250	Parro Plains	The New Zealand Loan and Mercantile Agency Company	64,000	10 0 0	.....	2,000	.....	.....	1 Oct., „	30 Sept., 1877.
251	Pulchra	W. J. Reid	65,500	20 0 0	.....	1,600	.....	.....	1 Jan., 1875	31 Dec., 1879.
252	Quanby	„	60,000	35 0 0	.....	3,000	.....	.....	„ „	„ „
253	Questa	R. H. Kennedy	70,000	10 0 0	.....	1,000	.....	.....	1 Oct., 1872	30 Sept., 1877.
254	Rocky Glen	The London Chartered Bank	64,000	22 0 0	.....	2,000	.....	.....	1 Jan., 1875	31 Dec., 1879.
255	Stephens Creek	J. M'Culloch & R. Sellar	17,950	16 0 0	.....	1,000	.....	.....	„ „	„ „
256	Sturt	Lloyd Jones	64,000	20 0 0	.....	2,000	.....	.....	„ „	„ „
257	Sturt's Depôt Glen	The London Chartered Bank	64,000	27 0 0	.....	2,000	.....	.....	„ „	„ „
258	Tallandra	R. B. Smith	54,000	102 0 0	.....	7,000	64,000	31 0 0	„ „	„ „
259	Tankarook	F. & A. Campbell	33,920	35 0 0	.....	3,000	.....	.....	„ „	„ „
260	Tarawonda	E. M. Bagot	57,000	10 0 0	.....	700	.....	.....	1 Oct., 1872	30 Sept., 1877.
261	Terawinda	„	64,000	10 0 0	.....	800	.....	.....	1 April, 1873	31 Mar., 1878.
262	The Wells	R. B. Smith	40,000	18 0 0	.....	1,000	.....	.....	1 Jan., 1875	31 Dec., 1879.
263	Tongowoko	Lloyd Jones	64,000	10 0 0	.....	500	.....	.....	1 July, 1873	30 June, 1878.
264	Topar	The London Chartered Bank	64,000	25 0 0	.....	1,600	.....	.....	1 Jan., 1875	31 Dec., 1879.
265	Topar West	„	64,000	20 0 0	.....	1,000	.....	.....	„ „	„ „
266	Torowoto	W. J. Reid	50,000	27 0 0	.....	1,600	.....	.....	„ „	„ „
267	„ North	Lloyd Jones	27,520	10 0 0	.....	300	.....	.....	1 July, 1873	30 June, 1878.
268	„ South	W. J. Reid	42,000	20 0 0	.....	600	.....	.....	1 Oct., 1872	30 Sept., 1877.
269	Torowoto Swamp East No. 1	„	16,000	10 0 0	.....	500	.....	.....	1 Jan., 1875	31 Dec., 1879.
270	„ „ No. 2	„	16,000	10 0 0	.....	500	.....	.....	„ „	„ „
271	Ularara East No. 3	Sir Francis Murphy	43,000	20 0 0	.....	2,000	.....	.....	„ „	„ „
272	„ No. 4	„	30,000	18 0 0	.....	2,000	.....	.....	„ „	„ „
273	Walla	W. J. Reid	70,000	30 0 0	.....	3,000	.....	.....	„ „	„ „
274	Wallandra	W. H. Suttor	30,000	60 0 0	.....	4,000	32,000	31 0 0	„ „	„ „

No. in Run Register.	Run.	Lessee.	Estimated area under existing tenure.	Present annual rental.	Estimated grazing capabilities in an unimproved state.		Estimated area under original tenure.	Old rental and assessment.	Date of commencement of present tenure.	Term of tenure.
					Cattle.	Sheep.				
		DISTRICT OF ALBERT—*continued.*								
			acres	£ s. d.			acres	£ s. d.		
275	Weelong	W. H. Suttor	30,700	75 0 0	.....	6,000	32,000	30 0 0	1 Jan., 1875	31 Dec., 1879.
276	Weenteriga	W. Duffield	35,000	85 0 0	.....	5,000	40,320	110 0 0	,, ,,	,, ,,
277	Wertago	W. & E. Kennedy	43,200	10 0 0	.....	750	.....	.....	1 July, 1873	30 June, 1878.
278	West Torowoto Swamp No. 1	W. J. Reid	16,000	10 0 0	.....	500	.....	.....	1 Jan., 1875	31 Dec., 1879.
279	,, No. 2	,,	16,000	10 0 0	.....	500	.....	.....	,, ,,	,, ,,
281	Wonkoo	The London Chartered Bank	29,000	24 0 0	.....	2,000	.....	.....	,, ,,	,, ,,
282	Wonkoo South	The London Chartered Bank of Australia	17,000	17 0 0	.....	1,500	.....	.....	,, ,,	,, ,,
283	Woytchugga East	Thomas Chirnside	31,300	72 0 0	.....	5,000	20,000	31 0 0	,, ,,	,, ,,
284	Yancowinna Creek East No. 1	The London Chartered Bank	70,000	25 0 0	.....	2,500	.....	.....	,, ,,	,, ,,
285	,, East No. 2	,,	59,000	27 0 0	.....	2,500	.....	.....	,, ,,	,, ,,
286	,, North	,,	70,000	45 0 0	.....	4,000	.....	.....	,, ,,	,, ,,
287	,, South	,,	58,000	35 0 0	.....	4,000	.....	.....	,, ,,	,, ,,
288	Yantara	F. W. Stokes	64,000	10 0 0	.....	1,000	.....	.....	1 July, 1872	30 June, 1877.
289	Yentabangee	The London Chartered Bank	12,000	10 0 0	.....	1,000	.....	.....	1 Jan., 1875	31 Dec., 1879.
290	Yoangarignia	James Tyson	64,000	10 0 0	.....	2,000	.....	.....	1 Oct., 1871	30 Sept., 1876.
291	Yungnulgra	Edward Quinn	64,000	34 0 0	.....	1,700	.....	.....	1 Jan., 1875	31 Dec., 1879.
292	Moama, Block N	A. Stevenson & W. Strettle	64,000	20 0 0	No report		.....	.....	1 July, 1872	30 June, 1877.
293	Keilor North, Block D	G. T. & F. W. Suttor	55,000	35 0 0	No report		.....	.....	1 Jan., 1876	31 Dec., 1880.
294	Keilor South, Block C	,,	38,000	30 0 0	No report		.....	.....	,, ,,	,, ,,
295	Myall, Block No. 5	,,	60,000	35 0 0	.....	2,700	.....	.....	,, ,,	,, ,,
296	Byjerkerno	E. M. Bagot	64,000	50 0 0	.....	3,000	.....	.....	,, ,,	,, ,,
297	Dunlop North-west	Samuel Wilson	84,300	160 0 0	.....	10,000	67,200	30 0 0	,, ,,	,, ,,
298	Dunlop South-west	,,	87,000	180 0 0	.....	12,000	67,200	30 0 0	,, ,,	,, ,,
299	Pamamaroo	English, Scottish, & Australian Chartered Bank	50,000	120 0 0	.....	7,000	58,240	83 0 0	,, ,,	,, ,,
300	Beyond Outer Weenteriga	H. B. Hughes	45,000	10 0 0	No report		.....	.....	1 April, 1871	31 Mar., 1876.
301	Mootwingee	Henry Raines	63,360	10 0 0	.....	1,000	.....	.....	1 Oct., ,,	30 Sept., ,,
302	Badjerigaru	A. Wallace	44,000	10 0 0	No report		.....	.....	,, ,,	,, ,,
303	Chirnane	James Draper	40,000	10 0 0	.....	1,000	.....	.....	,, ,,	,, ,,
304	Byjerk East	,,	40,000	10 0 0	.....	1,000	.....	.....	,, ,,	,, ,,
305	Wentworth No. 5	Samuel Wilson	83,000	10 0 0	No report		.....	.....	,, ,,	,, ,,
306	,, No. 6	,,	64,000	10 0 0	No report		.....	.....	,, ,,	,, ,,
307	,, No. 7	,,	64,000	10 0 0	No report		.....	.....	,, ,,	,, ,,
308	,, No. 8	,,	64,000	10 0 0	No report		.....	.....	,, ,,	,, ,,
309	Burr Creek, Block A	L. Jones & A. F. Sullivan	16,000	10 0 0	No report		.....	.....	1 Jan., 1872	31 Dec., ,,
310	Keilor South, Block D	Ayre & Martin	55,000	10 0 0	No report		.....	.....	,, ,,	,, ,,
311	South Tanyarto	W. Peterson, J. Blyth, F. T. Sargood, & J. S. Peterson	40,000	10 0 0	No report		.....	.....	,, ,,	,, ,,
312	Wa Ya Boorla South	,, ,,	64,000	10 0 0	No report		.....	.....	,, ,,	,, ,,
313	Wa Ya Boorla Plains	,, ,,	60,000	10 0 0	No report		.....	.....	,, ,,	,, ,,
314	Beyond Outer Minden	A. J. L. Learmonth	35,000	19 0 0	.....	1,400	.....	.....	,, ,,	,, ,,
315	Cowary	,,	45,000	22 0 0	.....	2,000	.....	.....	,, ,,	,, ,,
316	Farmcoat	late F. A. Stratford	19,000	10 0 0	.....	700	.....	.....	,, ,,	,, ,,
317	Manara North	T. L. & S. L. Learmonth	23,000	10 0 0	.....	1,000	.....	.....	,, ,,	,, ,,
318	Manara North No. 1	,,	63,000	12 0 0	.....	2,000	.....	.....	,, ,,	,, ,,
319	,, No. 2	,,	18,000	10 0 0	.....	1,000	.....	.....	,, ,,	,, ,,
320	,, No. 3	,,	27,000	10 0 0	.....	1,000	.....	.....	,, ,,	,, ,,
321	,, No. 4	,,	64,000	15 0 0	.....	2,000	.....	.....	,, ,,	,, ,,
322	Marle	A. J. L. Learmonth	58,000	20 0 0	.....	2,000	.....	.....	,, ,,	,, ,,
323	Mulca Gaari	Walter Duffield	88,000	47 0 0	.....	4,000	104,160	30 0 0	,, ,,	,, ,,
324	Myall Block, No. 4	Hon. A. Hay & S. Newland	62,000	22 0 0	.....	1,300	.....	.....	,, ,,	,, ,,
325	Nelia Gaari	Walter Duffield	84,000	38 0 0	.....	3,000	96,000	30 0 0	,, ,,	,, ,,
326	Outer Culpaulin East	Thomas Chirnside	20,500	19 0 0	.....	2,000	32,000	30 5 0	,, ,,	,, ,,
327	Outer Curranyale	,,	22,000	23 0 0	.....	2,200	32,000	30 5 0	,, ,,	,, ,,

No. in Run Register.	Run.	Lessee.	Estimated area under existing tenure.	Present annual rental.	Estimated grazing capabilities in an unimproved state.		Estimated area under original tenure.	Old rental and assessment.	Date of commencement of present tenure.	Term of tenure.
					Cattle.	Sheep.				
		DISTRICT OF ALBERT—*continued.*								
			acres	£ s. d.			acres	£ s. d.		
328	Outer Mere No. 3	Samuel Wilson	59,000	13 0 0	.....	2,000	.....	.....	1 Jan., 1872	31 Dec., 1876.
329	Outer Pamamaroo	The English, Scottish, & Australian Chartered Bank	166,000	150 0 0	.....	12,000	121,600	30 0 0	" "	" "
330	Outer Wemteriga	Walter Duffield	84,000	45 0 0	.....	4,000	104,160	30 0 0	" "	" "
331	Sturt's Meadows	A. Wallace	63,000	19 0 0	.....	2,000	.....	.....	" "	" "
332	Sturt's Meadows North	"	37,000	10 0 0	.....	1,000	.....	.....	" "	" "
333	Analarra	R. B. Smith	20,000	28 0 0	.....	2,500	16,000	30 0 0	" "	" "
334	Brainerd	S. T. & S. G. Staughton	64,000	40 0 0	.....	4,000	61,440	30 0 0	" "	" "
335	Kallara	J. Blackwood & C. Ibbotson	70,000	120 0 0	.....	8,000	67,200	31 1 0	" "	" "
336	Minden	S. T. & S. G. Staughton	40,000	23 0 0	.....	2,500	61,440	30 0 0	" "	" "
337	Myali	Hon. A. Hay & S. Newland	52,000	91 0 0	.....	7,500	38,400	51 11 0	" "	" "
338	Myali Back Run	"	38,000	33 0 0	.....	3,000	38,400	30 0 0	" "	" "
339	Walker's 22 Camp	The Trust & Agency Company	44,000	76 0 0	.....	6,000	38,400	51 11 0	" "	" "
340	Walker's 22 Camp Back Run	"	38,000	33 0 0	.....	3,000	38,400	30 0 0	" "	" "
342	Evelyn Creek, Block B	S. S. Brown	64,000	10 0 0	No	report	.....	.....	1 April, "	31 March, 1877.
343	" Block D	"	64,000	10 0 0	No	report	.....	.....	" "	" "
344	Rowena	E. W. Donnelly	50,000	10 0 0	.....	500	.....	.....	1 July, "	30 June, "
345	Saladin	"	63,000	10 0 0	.....	700	.....	.....	" "	" "
346	Waverley	"	40,000	10 0 0	.....	500	.....	.....	" "	" "
347	Langawerra West	"	60,000	10 0 0	No	report	.....	.....	" "	" "
348	Monthorangee East	W. & E. Kennedy	25,000	10 0 0	.....	400	.....	.....	" "	" "
349	Woraro	"	64,000	10 0 0	.....	1,000	.....	.....	" "	" "
350	Alto	W. J. Reid	42,000	10 0 0	No	report	.....	.....	" "	" "
351	Petita	"	30,000	10 0 0	No	report	.....	.....	" "	" "
352	Weimhillta	"	64,000	10 0 0	No	report	.....	.....	" "	" "
353	Blenalbon No. 12	T. L. & S. L. Learmonth	13,000	10 0 0	No	report	.....	.....	" "	" "
355	Emerald No. 1	A. Stevenson & W. Strettle	48,000	10 0 0	No	report	.....	.....	" "	" "
356	" No. 2	"	64,000	10 0 0	No	report	.....	.....	" "	" "
357	" No. 3	"	64,000	10 0 0	No	report	.....	.....	" "	" "
358	" No. 4	"	64,000	10 0 0	No	report	.....	.....	" "	" "
359	Moama, Block M	"	64,000	10 0 0	No	report	.....	.....	" "	" "
360	" Block O	"	64,000	10 0 0	No	report	.....	.....	" "	" "
361	" Block P	"	64,000	10 0 0	No	report	.....	.....	" "	" "
362	" Block Q	"	64,000	10 0 0	No	report	.....	.....	" "	" "
363	" Block R	"	64,000	10 0 0	No	report	.....	.....	" "	" "
364	" Block S	G. Day, J. Hayes, K. M'Lennan, & C. Frauenfelder	64,000	10 0 0	No	report	.....	.....	" "	" "
365	" Block T	" " " " "	64,000	10 0 0	No	report	.....	.....	" "	" "
366	" Block U	M. M'Donell, J.P., J. M'Meekin, J., A., A. W. & T. Paton	64,000	10 0 0	No	report	.....	.....	" "	" "
367	" Block V	" " " "	70,000	10 0 0	No	report	.....	.....	" "	" "
368	Burr Creek, Block B	L. Jones & A. F. Sullivan	16,000	10 0 0	No	report	.....	.....	" "	" "
369	Gairdner's Creek	M'Culloch, Sellar, & Co.	40,000	10 0 0	No	report	.....	.....	" "	" "
370	Marlfield, Block A	M. M'Donell, J. P., J. M'Meekin, J., A., A. W. & T. Paton	40,000	10 0 0	No	report	.....	.....	" "	" "
371	Cathkin, Block E	John Hay	70,000	10 0 0	No	report	.....	.....	" "	" "
372	" Block F	"	50,000	10 0 0	No	report	.....	.....	" "	" "
374	Greenough's Hill No. 2, Block A	Finlay, Campbell, & Co.	90,000	10 0 0	No	report	.....	.....	" "	" "
375	" No. 2, Block B	"	58,000	10 0 0	No	report	.....	.....	" "	" "
376	" No. 2, Block C	"	53,000	10 0 0	No	report	.....	.....	" "	" "
377	" No. 3, Block C	"	49,000	10 0 0	No	report	.....	.....	" "	" "
378	" No. 3, Block D	"	62,000	10 0 0	No	report	.....	.....	" "	" "
379	Keilor North, Block C	"	63,000	10 0 0	No	report	.....	.....	" "	" "
380	Flood's Creek	W. A., F. C., & K. E. Brodribb	47,000	10 0 0	No	report	.....	.....	" "	" "
382	Flood's Creek South	E. M. Bagot	32,000	10 0 0	No	report	.....	.....	" "	" "
384	Flood's Creek No. 2	W. A., F. C., & K. E. Brodribb	64,000	10 0 0	No	report	.....	.....	" "	" "

No. in Run Register.	Run.	Lessee.	Estimated area under existing tenure.	Present annual rental.	Estimated grazing capabilities in an unimproved state.		Estimated area under original tenure.	Old rental and assessment.	Date of commencement of present tenure.	Term of tenure.
					Cattle.	Sheep.				
		DISTRICT OF ALBERT—*continued.*								
			acres	£ s. d.			acres	£ s. d.		
385	Flood's Creek No. 3	W. A., F. C., & K. E. Brodribb	64,000	10 0 0	No	report	.....	.....	1 July, 1872 ...	30 June, 1877.
386	Fort Otway	,,	64,000	10 0 0	No	report	.....	.....	,, ,, ...	,, ,,
387	M'Farlane's Creek, Block 4	,,	46,720	10 0 0	No	report	.....	.....	,, ,, ...	,, ,,
388	M'Farlane's Creek, Block 5	,,	56,000	10 0 0	No	report	.....	.....	,, ,, ...	,, ,,
390	Bengoro	,,	64,000	10 0 0	.....	900	.....	.....	,, ,, ...	,, ,,
391	Mawpinna	,,	40,000	10 0 0	No	report	.....	.....	,, ,, ...	,, ,,
392	Noonthorangee	,,	64,000	10 0 0	.....	2,000	.....	.....	,, ,, ...	,, ,,
393	Noonthorangee West	,,	51,200	10 0 0	.....	1,000	.....	.....	,, ,, ...	,, ,,
394	Nundoro	,,	38,400	10 0 0	No	report	.....	.....	,, ,, ...	,, ,,
395	Table Tops	R. Kilhorn	19,200	10 0 0	No	report	.....	.....	,, 1874 ...	,, 1879.
396	Teltawonge	W. A., F. C., & K. E. Brodribb	64,000	10 0 0	No	report	.....	.....	,, 1872 ...	,, 1877.
397	Wartago	,,	30,000	10 0 0	.....	1,000	.....	.....	,, ,, ...	,, ,,
398	Woodstock	E. W. Donnelly	40,000	20 0 0	.....	300	.....	.....	1 April, 1874 ...	31 March, 1879.
399	Outer Kelly West	The Commercial Bank	67,000	10 0 0	.....	400	.....	.....	1 July, 1872 ...	30 June, 1877.
400	Kayrunnera North	E. V. Gayer & W. F. Hamilton	70,000	10 0 0	No	report	.....	.....	,, ,, ...	,, ,,
401	Kootooloomondoo	W. Ballantyne	64,000	10 0 0	No	report	.....	.....	,, ,, ...	,, ,,
402	Minaley	E. V. Gayer & W. F. Hamilton	70,400	10 0 0	.....	800	.....	.....	,, ,, ...	,, ,,
403	Mount Brown	E. S. Bonney	20,000	10 0 0	.....	500	.....	.....	1 Oct., 1872 ...	30 Sept., 1877.
404	Mount Poole	,,	64,000	10 0 0	.....	1,000	.....	.....	,, ,, ...	,, ,,
405	Mount Poole North-east	,,	64,000	10 0 0	.....	500	.....	.....	,, ,, ...	,, ,,
406	Mount Shannon	,,	50,000	10 0 0	.....	500	.....	.....	,, ,, ...	,, ,,
407	Mount Stuart	,,	64,000	10 0 0	.....	500	.....	.....	,, ,, ...	,, ,,
408	Mount Stuart South	,,	58,000	10 0 0	.....	500	.....	.....	,, ,, ...	,, ,,
409	Ardennes	John Brougham	75,000	10 0 0	.....	800	.....	.....	,, ,, ...	,, ,,
410	Barbiston	A. D. Middleton & M. Rogers	44,000	10 0 0	.....	300	.....	.....	,, ,, ...	,, ,,
411	Baroorange	J. S. Campbell	64,000	10 0 0	.....	1,000	.....	.....	,, ,, ...	,, ,,
412	Baroorange, South	John Brougham	36,000	10 0 0	.....	1,000	.....	.....	,, ,, ...	,, ,,
413	Blarney	Samuel Wilson	56,000	10 0 0	No	report	.....	.....	,, ,, ...	,, ,,
414	Byngnano Plains	W. A. Brodribb	50,000	10 0 0	.....	400	.....	.....	,, ,, ...	,, ,,
415	Dargle	Samuel Wilson	32,000	10 0 0	No	report	.....	.....	,, ,, ...	,, ,,
416	East Wonominta Creek No. 1	R. H. Kennedy	16,000	10 0 0	.....	400	.....	.....	,, ,, ...	,, ,,
417	,, No. 2	,,	16,000	10 0 0	.....	400	.....	.....	,, ,, ...	,, ,,
418	Kayrunnera	,,	70,400	10 0 0	.....	2,000	.....	.....	,, ,, ...	,, ,,
419	Koorningbirry	,,	58,000	10 0 0	.....	500	.....	.....	,, ,, ...	,, ,,
420	Maghera	Samuel Wilson	48,000	10 0 0	No	report	.....	.....	,, ,, ...	,, ,,
421	Moorguinnia	D. W. H. Patterson	25,000	10 0 0	.....	700	.....	.....	,, ,, ...	,, ,,
422	Pampara	W. A. Brodribb	64,000	10 0 0	.....	1,200	.....	.....	,, ,, ...	,, ,,
423	Peveril	D. W. H. Paterson	30,000	10 0 0	.....	400	.....	.....	,, ,, ...	,, ,,
426	West Parkungi	,,	34,000	10 0 0	.....	400	.....	.....	,, ,, ...	,, ,,
427	West Wonominta Creek No. 1	R. H. Kennedy	16,000	10 0 0	.....	400	.....	.....	,, ,, ...	,, ,,
428	,, No. 2	,,	16,000	10 0 0	.....	900	.....	.....	,, ,, ...	,, ,,
429	Wonominta	,,	58,000	10 0 0	.....	1,200	.....	.....	,, ,, ...	,, ,,
430	Wonominta South	,,	48,000	10 0 0	.....	500	.....	.....	,, ,, ...	,, ,,
431	Lubra	Charles Fartiere	51,000	10 0 0	No	report	.....	.....	,, ,, ...	,, ,,
432	Morec	,,	54,000	10 0 0	No	report	.....	.....	,, ,, ...	,, ,,
433	Nardoo	,,	33,000	10 0 0	No	report	.....	.....	,, ,, ...	,, ,,
434	Evelyn Creek	E. S. Bonney	13,000	10 0 0	.....	400	.....	.....	,, ,, ...	,, ,,
435	Evelyn Creek, Block A.	E. C. Lockyer	50,000	10 0 0	No	report	.....	.....	,, ,, ...	,, ,,
436	Mount Blackwood North	E. S. Bonney	64,000	10 0 0	.....	1,000	.....	.....	,, ,, ...	,, ,,
437	Donald's Plains, Block A.	J. Blackwood & C. Ibbotson	57,600	20 0 0	No	report	.....	.....	,, ,, ...	,, ,,
438	,, Block B	,,	64,000	20 0 0	No	report	.....	.....	,, ,, ...	,, ,,

No. in Run Register.	Run.	Lessee.	Estimated area under existing tenure.	Present annual rental.	Estimated grazing capabilities in an unimproved state.		Estimated area under original tenure.	Old rental and assessment.	Date of commencement of present tenure.	Term of tenure.
					Cattle.	Sheep.				
		DISTRICT OF ALBERT—*continued.*								
			acres	£ s. d.			acres	£ s. d.		
439	Donald's Plains, Block C	Finlay, Campbell, & Co.	38,400	10 0 0	No	report	.....	.....	1 Oct., 1872	30 Sept., 1877.
440	„ Block D	„	64,000	20 0 0	No	report	.....	.....	„ „	„ „
441	„ Block E	„	64,000	10 0 0	No	report	.....	.....	„ „	„ „
442	„ Block F	„	38,400	10 0 0	No	report	.....	.....	„ „	„ „
443	„ Block G	„	64,000	20 0 0	No	report	.....	.....	„ „	„ „
444	„ Block H	„	64,000	10 0 0	No	report	.....	.....	„ „	„ „
445	„ Block I	„	64,000	10 0 0	No	report	.....	.....	„ „	„ „
446	„ Block J	G. & F. Suttor	64,000	20 0 0	No	report	.....	.....	„ „	„ „
447	„ Block K	Finlay, Campbell, & Co.	64,000	10 0 0	No	report	.....	.....	„ „	„ „
448	„ Block L	„	64,000	10 0 0	No	report	.....	.....	„ „	„ „
449	Butha Butha West	W. Wilson & S. Lindsay	60,000	10 0 0	.....	700	.....	.....	„ „	„ „
450	Wunawunty	E. M. Bagot	64,000	10 0 0	No	report	.....	.....	„ „	„ „
451	Badjerigarn North-west	„	34,000	10 0 0	No	report	.....	.....	„ „	„ „
452	Gleena	Francis Murphy	56,000	10 0 0	.....	1,000	.....	.....	„ „	„ „
453	Parro Plains No. 3	„	55,000	10 0 0	No	report	.....	.....	„ „	„ „
454	Rankin's Hill No. 4, Block A	Finlay, Campbell, & Co.	56,000	10 0 0	No	report	.....	.....	1 Jan., 1873	31 Dec., 1877.
455	„ Block B	„	64,000	10 0 0	No	report	.....	.....	„ „	„ „
456	„ Block C	„	64,000	10 0 0	No	report	.....	.....	„ „	„ „
457	„ Block D	„	64,000	10 0 0	No	report	.....	.....	„ „	„ „
458	Rankin's Hill East No. 4, Block A	„	64,000	10 0 0	No	report	.....	.....	„ „	„ „
459	„ „ „ Block B	„	64,000	10 0 0	No	report	.....	.....	„ „	„ „
460	„ „ „ Block D	W. L. Morton	64,000	10 0 0	No	report	.....	.....	„ „	„ „
461	„ „ „ Block F	„	64,000	10 0 0	No	report	.....	.....	„ „	„ „
462	Glenample	James Tyson	80,000	10 0 0	.....	1,000	.....	.....	„ „	„ „
463	Tralee	„	22,000	10 0 0	.....	400	.....	.....	„ „	„ „
464	Mount Poole West	M'Culloch, Sellar, & Co.	64,000	10 0 0	.....	600	.....	.....	„ „	„ „
465	Mount Blackwood	„	64,000	10 0 0	.....	1,000	.....	.....	„ „	„ „
466	Bally Castle	J. N. Taylor	50,000	10 0 0	No	report	.....	.....	„ „	„ „
467	Gambool	A. Middleton & M. Rogers	55,000	40 0 0	.....	3,000	.....	.....	„ „	„ „
468	Monolon Peak Downs No. 1	W. L. Morton	50,000	10 0 0	No	report	.....	.....	„ „	„ „
469	„ No. 2	„	74,000	10 0 0	No	report	.....	.....	„ „	„ „
470	„ No. 3	„	64,000	10 0 0	No	report	.....	.....	„ „	„ „
471	„ No. 4	„	64,000	10 0 0	No	report	.....	.....	„ „	„ „
472	„ No. 5	„	54,000	10 0 0	No	report	.....	.....	„ „	„ „
473	„ No. 6	„	40,000	10 0 0	No	report	.....	.....	„ „	„ „
474	„ No. 7	„	67,000	10 0 0	No	report	.....	.....	„ „	„ „
475	„ No. 8	„	67,000	10 0 0	No	report	.....	.....	„ „	„ „
476	„ No. 9	„	67,000	10 0 0	No	report	.....	.....	„ „	„ „
477	Molesworth Plains No. 5	„	40,000	10 0 0	No	report	.....	.....	„ „	„ „
478	„ No. 6	„	62,000	10 0 0	No	report	.....	.....	„ „	„ „
479	Parro Plains No. 7	„	62,000	10 0 0	No	report	.....	.....	„ „	„ „
480	Parro Plains No. 8	„	54,000	10 0 0	No	report	.....	.....	„ „	„ „
481	Parro Plains No. 9	„	61,000	10 0 0	No	report	.....	.....	„ „	„ „
482	Parro Plains No. 10	„	64,000	10 0 0	No	report	.....	.....	„ „	„ „
483	Omura No. 1	„	64,000	10 0 0	No	report	.....	.....	„ „	„ „
484	Omura No. 2	„	64,000	10 0 0	No	report	.....	.....	„ „	„ „
485	Omura No. 3	„	64,000	10 0 0	No	report	.....	.....	„ „	„ „
486	Omura No. 4	„	64,000	10 0 0	No	report	.....	.....	„ „	„ „
487	North Kootooloomondoo	„	64,000	10 0 0	No	report	.....	.....	„ „	„ „
488	Pessima	„	42,000	10 0 0	.....	500	.....	.....	„ „	„ „
489	Osaca No. 1	Samuel Wilson	64,000	10 0 0	No	report	.....	.....	„ „	„ „
490	Osaca No. 3	„	64,000	10 0 0	No	report	.....	.....	„ „	„ „
491	Osaca No. 4	„	64,000	10 0 0	No	report	.....	.....	„ „	„ „

No. in Run Register.	Run.	Lessee.	Estimated area under existing tenure.	Present annual rental.	Estimated grazing capabilities in an unimproved state.		Estimated area under original tenure.	Old rental and assessment.	Date of commencement of present tenure.	Term of tenure.
					Cattle.	Sheep.				
		DISTRICT OF ALBERT—*continued.*	acres	£ s. d.			acres	£ s. d.		
492	Osaca No. 5	Samuel Wilson	64,000	10 0 0	No	report	.....	.....	1 Jan., 1873	31 Dec., 1877.
493	Parro Plains No. 4	„	50,000	10 0 0	No	report	.....	.....	„ „	„ „
494	Parro Plains No. 5	„	57,000	10 0 0	No	report	.....	.....	„ „	„ „
495	Parro Plains No. 6	„	62,000	10 0 0	No	report	.....	.....	„ „	„ „
496	Urisino No. 1	„	64,000	10 0 0	No	report	.....	.....	„ „	„ „
497	Urisino No. 3	„	64,000	10 0 0	No	report	.....	.....	„ „	„ „
498	Urisino No. 4	„	64,000	10 0 0	No	report	.....	.....	„ „	„ „
499	Urisino No. 5	„	64,000	10 0 0	No	report	.....	.....	„ „	„ „
500	East Tanyarto	Abraham Wallace	24,000	10 0 0	No	report	.....	.....	„ „	„ „
501	Waverley No. 4	„	38,000	10 0 0	No	report	.....	.....	„ „	„ „
502	Ballina	Samuel Wilson	45,000	10 0 0	No	report	.....	.....	1 July, 1873	30 June, 1878.
503	Dungarvan	M. P. Fitzgerald, A. Tobin, and R. Feehan	72,000	10 0 0	No	report	.....	.....	„ „	„ „
504	Grassmere	„	42,000	10 0 0	No	report	.....	.....	„ „	„ „
505	Lismore	„	70,000	10 0 0	.....	500	.....	.....	„ „	„ „
506	Manatoo East	Samuel Wilson	57,000	10 0 0	No	report	.....	.....	„ „	„ „
507	Manatoo West	„	32,000	10 0 0	No	report	.....	.....	„ „	„ „
508	Wanga East	„	64,000	10 0 0	No	report	.....	.....	„ „	„ „
509	Nungo	Lloyd Jones	64,000	10 0 0	No	report	.....	.....	„ „	„ „
510	Mullawoolka South	J. Blackwood and C. Ibbotson	56,000	10 0 0	No	report	.....	.....	„ „	„ „
511	Outer Kelly East	M. P. Fitzgerald, R. Feehan, & A. Tobin	24,000	10 0 0	No	report	.....	.....	„ „	„ „
512	Tamaranie	J. Blackwood & C. Ibbotson	46,000	10 0 0	.....	500	.....	.....	„ „	„ „
513	Thagoara	G. A. Elliott	30,000	10 0 0	No	report	.....	.....	„ „	„ „
514	Takiewa No. 5	Lloyd Jones	32,000	10 0 0	No	report	.....	.....	„ „	„ „
515	Otaka	Sir Francis Murphy	45,000	10 0 0	No	report	.....	.....	„ „	„ „
516	Wanga West	„	64,000	10 0 0	No	report	.....	.....	„ „	„ „
517	Evelyn Creek, Block C	The Australian Joint Stock Bank	56,000	10 0 0	No	report	.....	.....	„ „	„ „
518	Porirua E	G. A. Elliott	64,000	25 0 0	No	report	.....	.....	1 Jan., 1874	31 Dec., 1878.
519	Porirua F	„	40,000	20 0 0	No	report	.....	.....	„ „	„ „
520	Cobham	R. Kilborn	35,000	20 0 0	No	report	.....	.....	„ „	„ „
521	Tongowoko West	Lloyd Jones	64,000	20 0 0	No	report	.....	.....	„ „	„ „
522	Pine Hill	Henry Raines	14,000	10 0 0	No	report	.....	.....	1 April, 1874	31 Mar., 1879.
523	Blackwood No. 1	A. B. Morgan & R. H. Kennedy	35,000	20 0 0	No	report	.....	.....	„ „	„ „
524	Blackwood No. 2	„	64,000	20 0 0	No	report	.....	.....	„ „	„ „
525	Blackwood No. 3	„	64,000	20 0 0	No	report	.....	.....	„ „	„ „
526	Blackwood No. 4	„	35,000	20 0 0	No	report	.....	.....	„ „	„ „
527	Blackwood No. 5	„	64,000	20 0 0	No	report	.....	.....	„ „	„ „
528	Blackwood No. 6	„	64,000	20 0 0	No	report	.....	.....	„ „	„ „
529	Blackwood No. 7	„	35,000	20 0 0	No	report	.....	.....	„ „	„ „
530	Blackwood No. 8	„	64,000	20 0 0	No	report	.....	.....	„ „	„ „
531	Blackwood No. 10	„	35,000	20 0 0	No	report	.....	.....	„ „	„ „
532	Blackwood No. 11	„	64,000	20 0 0	No	report	.....	.....	„ „	„ „
533	Kandie North	Charles Smith	20,000	10 0 0	No	report	.....	.....	1 Jan., 1874	31 Dec., 1878.
534	Koororingberry South	J. R. Cowell & J. E. Spicer	16,000	10 0 0	No	report	.....	.....	„ „	„ „
535	Blackwood No. 12	E. S. Bonney	45,000	20 0 0	No	report	.....	.....	1 April, 1874	31 Mar., 1879.
536	Mount Shannon No. 1	„	38,000	20 0 0	No	report	.....	.....	„ „	„ „
537	Mount Shannon No. 2	„	64,000	20 0 0	No	report	.....	.....	„ „	„ „
538	No. 1,623	W. Peterson, J. Blyth, F. T. Sargood, &J. S. Peterson	64,000	33 0 0	.....	3,000	.....	.....	1 Jan., 1874	31 Dec., 1878.
539	No. 1,690	E. M. Bagot	62,720	25 0 0	.....	2,000	.....	.....	„ „	„ „
540	No. 1,767	W. H. Whitting	32,000	13 0 0	.....	1,000	.....	.....	„ „	„ „
541	No. 1,684	„	64,000	60 0 0	.....	5,000	.....	.....	„ „	„ „
542	No. 1,607	W. Peterson, J. Blyth, F. T. Sargood, & J. S. Peterson	62,720	25 0 0	.....	2,000	.....	.....	„ „	„ „
543	Yoongnulgra East	R. B. Smith	34,400	22 0 0	.....	2,000	.....	.....	„ „	„ „

No. in Run Register.	Run.	Lessee.	Estimated area under existing tenure.	Present annual rental.	Estimated grazing capabilities in an unimproved state.		Estimated area under original tenure.	Old rental and assessment.	Date of commencement of present tenure.	Term of tenure.
					Cattle.	Sheep.				
		DISTRICT OF ALBERT—*continued.*								
			acres	£ s. d.			acres	£ s. d.		
544	Blenalben No. 1	T. L., S. L., & A. J. L. Learmonth	52,000	22 0 0	.....	1,600	.....	.....	1 Jan., 1874	31 Dec., 1878.
545	Blenalben No. 2	„ „	60,000	24 0 0	.....	2,000	.....	.....	„ „	„ „
546	East Cowary	T. L. & S. L. Learmonth	30,000	12 0 0	.....	1,000	.....	.....	„ „	„ „
547	M'Culloch's Range East	Thomas Chirnside	60,000	14 0 0	.....	1,000	.....	.....	„ „	„ „
548	Wanalla	A. J. L. Learmonth	32,000	15 0 0	.....	1,000	.....	.....	„ „	„ „
549	Sturt, Block No. 3	Lloyd Jones	64,000	20 0 0	No	report	.....	.....	1 April, 1874	31 Mar., 1879.
550	Sturt, Block No. 5	„	64,000	20 0 0	No	report	.....	.....	„ „	„ „
551	Sturt, Block No. 6	„	64,000	20 0 0	No	report	.....	.....	„ „	„ „
552	Sturt, Block No. 7	„	64,000	20 0 0	No	report	.....	.....	„ „	„ „
553	Omura No. 5	James O'Connor	64,000	20 0 0	No	report	.....	.....	1 July, 1874	30 June, 1879.
554	Fort Grey, Block No. 1	Lloyd Jones	35,000	15 0 0	No	report	.....	.....	1 Jan., 1876	31 Dec., 1880.
555	Fort Grey, Block No. 2	„	64,000	25 0 0	No	report	.....	.....	„ „	„ „
556	Fort Grey, Block No. 3	„	64,000	25 0 0	No	report	.....	.....	„ „	„ „
557	Fort Grey, Block No. 4	„	35,000	15 0 0	No	report	.....	.....	„ „	„ „
558	Fort Grey, Block No. 5	Henry Copeland	64,000	25 0 0	No	report	.....	.....	„ „	„ „
559	Fort Grey, Block No. 6	„	64,000	25 0 0	No	report	.....	.....	„ „	„ „
560	Bollwarry	John O'Connor	64,000	20 0 0	No	report	.....	.....	1 July, 1874	30 June, 1879.
561	Berawinia Downs No. 1	Robert Rand	70,000	110 0 0	No	report	.....	.....	„ 1875	„ 1880.
562	Berawinia Downs No. 2	„	60,000	94 0 0	No	report	.....	.....	„ „	„ „
563	Berawinia Downs No. 3	„	40,000	66 0 0	No	report	.....	.....	„ „	„ „
564	Berawinia Downs No. 4	„	64,000	100 0 0	No	report	.....	.....	„ „	„ „
565	Berawinia Downs No. 5	„	64,000	100 0 0	No	report	.....	.....	„ „	„ „
566	Berawinia Downs No. 6	„	56,000	82 0 0	No	report	.....	.....	„ „	„ „
567	Berawinia Downs No. 7	„	64,000	100 0 0	No	report	.....	.....	„ „	„ „
568	Berawinia Downs No. 8	„	64,000	100 0 0	No	report	.....	.....	„ „	„ „
569	Berawinia Downs No. 9	Alfred Tugwell	52,000	20 0 0	No	report	.....	.....	1 July, 1874	30 June, 1879.
570	Berawinia Downs No. 10	A. W. West	64,000	20 0 0	No	report	.....	.....	„ „	„ „
571	Berawinia Downs No. 11	„	64,000	20 0 0	No	report	.....	.....	„ „	„ „
572	Berawinia Downs No. 12	„	52,000	20 0 0	No	report	.....	.....	„ „	„ „
573	Berawinia Downs No. 13	C. A. Middleton	64,000	20 0 0	No	report	.....	.....	„ „	„ „
574	Berawinia Downs No. 14	„	64,000	20 0 0	No	report	.....	.....	„ „	„ „
575	Berawinia Downs No. 15	„	52,000	20 0 0	No	report	.....	.....	„ „	„ „
576	Osaca No. 6	„	64,000	20 0 0	No	report	.....	.....	„ „	„ „
577	Urisino No. 6	„	64,000	20 0 0	No	report	.....	.....	„ „	„ „
578	Caryapundy	James O'Connor	64,000	20 0 0	No	report	.....	.....	„ „	„ „
579	Connulpie	„	60,000	20 0 0	No	report	.....	.....	„ „	„ „
580	Omura No. 6	„	64,000	20 0 0	No	report	.....	.....	„ „	„ „
581	Terawinda North	Lloyd Jones	62,000	20 0 0	No	report	.....	.....	„ „	„ „
582	Terawinda Plains No. 1	Oliver Whitehead	62,000	20 0 0	No	report	.....	.....	„ „	„ „
583	Terawinda Plains No. 2	John C. Foord	76,000	20 0 0	No	report	.....	.....	„ „	„ „
584	Torrens Creek	C. A. Crisp and E. Lintot	50,000	20 0 0	No	report	.....	.....	„ „	„ „
585	Mount Wood	Lloyd Jones	64,000	20 0 0	No	report	.....	.....	„ „	„ „
586	Mount Clifton	A. W. West	56,000	20 0 0	No	report	.....	.....	„ „	„ „
587	Takeiwa No. 6	„	60,000	20 0 0	No	report	.....	.....	„ „	„ „
588	Urisino No. 2	„	64,000	20 0 0	No	report	.....	.....	„ „	„ „
589	West Paroo No. 1	„	54,000	20 0 0	No	report	.....	.....	„ „	„ „
590	Osaca No. 2	D. J. O'Neill	64,000	20 0 0	No	report	.....	.....	„ „	„ „
591	Hermitage No. 2	Lloyd Jones	64,000	20 0 0	No	report	.....	.....	1 Jan., 1875	31 Dec., 1879.
592	Terawinda North-east, No. 1	„	30,000	10 0 0	No	report	.....	.....	„ „	„ „
593	Aldborough	late F. A. Stratford	58,000	30 0 0	.....	3,000	.....	.....	„ „	„ „
594	Campbell's Creek No. 2	Charles Manton	67,000	45 0 0	.....	4,000	.....	.....	„ „	„ „
595	Charlton West	The London Chartered Bank of Australia	64,000	30 0 0	.....	2,000	.....	.....	„ „	„ „

No. in Run Register.	Run.	Lessee.	Estimated area under existing tenure.	Present annual rental.	Estimated grazing capabilities in an unimproved state.		Estimated area under original tenure.	Old rental and assessment.	Date of commencement of present tenure.	Term of tenure.
					Cattle.	Sheep.				
		DISTRICT OF ALBERT—*continued.*	acres	£ s. d.			acres	£ s. d.		
596	Charlemont	late F. A. Stafford	52,000	26 0 0	.....	2,500	.....	.....	1 Jan., 1875 ...	31 Dec., 1879.
597	Coontwundy	A. D. Middleton and M. Rogers	25,000	22 0 0	.....	1,500	.....	.....	,, ,, ...	,, ,,
598	Elto Creek, Block B	J. L. Hyndman	60,000	25 0 0	.....	2,000	.....	.....	,, ,, ...	,, ,,
599	Kayrunnera East	A. D. Middleton	20,000	18 0 0	.....	1,500	.....	.....	,, ,, ...	,, ,,
600	Kara	W. and E. Kennedy	50,000	28 0 0	.....	2,000	.....	.....	,, ,, ...	,, ,,
601	Kaudie West	,, ,,	18,000	15 0 0	.....	1,000	.....	.....	,, ,, ...	,, ,,
602	Lewis' Hill	J. M. Campbell and W. Day	25,000	26 0 0	.....	2,000	.....	.....	,, ,, ...	,, ,,
603	Marfield, Block B	M. M'Donald, J. & P. J. M'Meekin, J. A. A. & W. & T. Paton	67,000	25 0 0	.....	2,500	.....	.....	,, ,, ...	,, ,,
604	Marfield, Block C	,, ,, ,, ,,	70,000	25 0 0	.....	2,500	.....	.....	,, ,, ...	,, ,,
605	Marfield, Block D	,, ,, ,, ,,	65,000	25 0 0	.....	2,500	.....	.....	,, ,, ...	,, ,,
606	Marfield, Block E	,, ,, ,, ,,	67,000	25 0 0	.....	2,500	.....	.....	,, ,, ...	,, ,,
607	Merrita	J. Becken	64,000	12 0 0	.....	1,000	.....	.....	,, ,, ...	,, ,,
608	Mount Jack North	The London Chartered Bank of Australia	57,000	20 0 0	.....	1,300	.....	.....	,, ,, ...	,, ,,
609	Mount Robe	E. M. Bagot	45,000	38 0 0	.....	3,000	.....	.....	,, ,, ...	,, ,,
610	Myall, Block No. 6	The London Chartered Bank of Australia	32,000	15 0 0	.....	2,000	.....	.....	,, ,, ...	,, ,,
611	Ophara	H. B. Hughes	46,000	22 0 0	.....	2,000	.....	.....	,, ,, ...	,, ,,
612	Paddington No. 6	G. P. Desailly	70,000	25 0 0	.....	2,500	.....	.....	,, ,, ...	,, ,,
613	Paddington No. 7	,,	72,000	30 0 0	.....	3,000	.....	.....	,, ,, ...	,, ,,
614	Paddington No. 8	,,	76,000	35 0 0	.....	3,500	.....	.....	,, ,, ...	,, ,,
615	Paddington No. 9	,,	90,000	40 0 0	.....	4,000	.....	.....	,, ,, ...	,, ,,
616	Paddington No. 10	,,	64,000	25 0 0	.....	2,500	.....	.....	,, ,, ...	,, ,,
617	Paddington No. 11	,,	58,000	25 0 0	.....	2,500	.....	.....	,, ,, ...	,, ,,
618	Questa South	E. S. Bonney	56,000	25 0 0	.....	2,000	.....	.....	,, ,, ...	,, ,,
619	Questa South-west	,,	54,000	20 0 0	.....	2,000	.....	.....	,, ,, ...	,, ,,
620	Rat Hole Creek B	J. L. Hyndman	42,000	18 0 0	.....	1,500	.....	.....	,, ,, ...	,, ,,
621	Stratore, Block A	Thomas Nixon	64,000	25 0 0	.....	2,000	.....	.....	,, ,, ...	,, ,,
622	Stratore, Block B	,,	64,000	25 0 0	.....	2,000	.....	.....	,, ,, ...	,, ,,
623	Stratore, Block C	,,	64,000	25 0 0	.....	2,000	.....	.....	,, ,, ...	,, ,,
624	Teltawongee North-east	W. A., F. C., & K. E. Brodribb	13,000	10 0 0	.....	500	.....	.....	,, ,, ...	,, ,,
625	Teltawongee North	J. R. Cowell & J. E. Spicer	48,000	34 0 0	.....	2,500	.....	.....	,, ,, ...	,, ,,
626	Tirlta	W. & E. Kennedy	70,000	35 0 0	.....	2,500	.....	.....	,, ,, ...	,, ,,
627	Torrowongee	F. L. Jones	24,920	30 0 0	.....	3,000	.....	.....	,, ,, ...	,, ,,
629	Umberumbeoka B	J. L. Hyndman	60,000	25 0 0	.....	2,000	.....	.....	,, ,, ...	,, ,,
630	Victoria, Block A	W. Peterson, J. Blyth, F. T. Sargood, & J. S. Peterson	32,000	25 0 0	.....	1,500	.....	.....	,, ,, ...	,, ,,
631	Victoria, Block B	,, ,, ,, ,,	42,000	30 0 0	.....	2,000	.....	.....	,, ,, ...	,, ,,
632	Victoria, Block D	,, ,, ,, ,,	57,000	25 0 0	.....	2,000	.....	.....	,, ,, ...	,, ,,
633	West Paldrumata	L. Jones & A. T. Sullivan	64,000	35 0 0	.....	4,000	.....	.....	,, ,, ...	,, ,,
634	Willewurrawa A	J. L. Hyndman	64,000	35 0 0	.....	3,000	.....	.....	,, ,, ...	,, ,,
635	Glenelg	A. & A. C. Wilson	38,000	15 0 0	No	report	.....	.....	,, ,, ...	,, ,,
3*a*	West Warrego, No. 5	Samuel Wilson	16,000	30 0 0	.....	2,100	.....	.....	,, 1873 ...	,, 1877.
220*a*	Coonbelly	A. & A. Wilson	35,000	20 0 0	.....	1,500	.....	.....	,, 1876 ...	,, 1880.
221*a*	Goonerry	Samuel Wilson	16,000	10 0 0	.....	1,300	16,000	30 10 0	1 Oct., 1871 ...	30 Sept., 1876.
222*a*	Irrara, Back Block No. 3	James Tyson	40,000	10 0 0	No	report	.....	.....	1 July, 1872 ...	30 June, 1877.
223*a*	Irrara, Back Block No. 4	G. Armytage	64,000	10 0 0	No	report	.....	.....	1 Oct., ,, ...	30 Sept., 1877.
226*a*	Mere	Samuel Wilson	62,000	91 0 0	.....	7,500	64,000	60 10 0	1 Jan., ,, ...	31 Dec., 1876.
232*a*	Moco Barungha West, No. 1	G. Armytage	18,200	12 0 0	.....	1,000	.....	.....	,, ,, ...	,, ,,
233*a*	,, No. 2	,,	19,500	15 0 0	.....	1,300	.....	.....	,, ,, ...	,, ,,
234*a*	,, No. 3	,,	13,800	18 0 0	.....	3,000	.....	.....	,, ,, ...	,, ,,
235*a*	,, No. 5	late R. Towns & Alex. Stuart	17,200	20 0 0	.....	2,000	.....	.....	,, 1876 ...	,, 1880.
236*a*	Multagoona	,, ,,	18,000	13 0 0	.....	1,000	.....	.....	,, 1872 ...	,, 1876.
237*a*	,, Back	A. & A. C. Wilson	28,000	15 0 0	.....	800	.....	.....	,, 1876 ...	,, 1880.
246*a*	Outer Mere	Samuel Wilson	32,000	17 0 0	.....	1,600	32,000	30 0 0	,, 1872 ...	,, 1876.

No. in Run Register.	Run.	Lessee.	Estimated area under existing tenure.	Present annual rental.	Estimated grazing capabilities in an unimproved state.		Estimated area under original tenure.	Old rental and assessment.	Date of commencement of present tenure.	Term of tenure.
					Cattle.	Sheep.				
		DISTRICT OF ALBERT—*continued.*								
			acres	£ s. d.			acres	£ s. d.		
248*a*	Upper Birrawarra	James Tyson	13,000	19 0 0	.....	2,000	.....	.....	1 Jan., 1876	31 Dec., 1880.
250*a*	West Barrona, No. 2	Samuel Wilson	62,800	15 0 0	.....	1,500	.....	.....	,, 1872	,, 1876.
251*a*	Windara Back	A. & A. C. Wilson	28,000	10 0 0	No	report	.....	.....	1 Oct., 1871	30 Sept., ,,
253*a*	Windara Right	G. Armytage	16,300	12 0 0	.....	1,000	16,000	30 5 0	1 Jan., 1872	31 Dec., ,,
254*a*	Yundaroo	Samuel Wilson	16,000	20 0 0	.....	1,300	16,000	30 10 0	,, 1876	,, 1880.
268*a*	Erirah, Back Block No. 1	James Tyson	22,400	10 0 0	.....	2,000	.....	.....	,, 1872	,, 1876.
269*a*	Erirah, Back Block No. 2	,,	54,000	30 0 0	... ..	4,000	.....	.....	,, ,,	,, ,,
273*a*	Talowla	Samuel Wilson	65,000	12 10 0	.....	3,000	.....	.....	,, ,,	,, ,,
284*a*	West Warrego No. 1	,,	16,300	29 3 4	.....	3,500	16,000	30 1 0	,, ,,	,, ,,
285*a*	,, No. 2	,,	16,000	25 0 0	.....	3,000	16,000	30 1 0	,, ,,	,, ,,
286*a*	,, No. 3	,,	15,400	22 18 4	.....	1,400	16,000	30 1 0	,, ,,	,, ,,
287*a*	,, No. 4	,,	16,000	20 16 8	.....	1,400	16,000	30 1 0	,, ,,	,, ,,
316*a*	,, No. 6	,,	21,000	25 0 0	.....	2,000	20,500	30 1 0	,, 1874	,, 1878.
317*a*	,, No. 7	,,	22,000	26 0 0	.....	3,000	20,800	30 1 0	,, ,,	,, ,,
318*a*	,, No. 8	A. Wilson & A. C. Wilson	24,000	28 0 0	.....	2,000	20,600	30 1 0	,, ,,	,, ,,
319*a*	,, No. 9	,, ,,	38,000	25 0 0	.....	2,000	35,200	30 1 0	,, ,,	,, ,,
340*a*	Moco Barungha West No. 4	late R. Towns & A. Stuart	16,000	18 0 0	.....	1,500	.....	.....	,, 1873	,, 1877.
341*a*	,, No. 6	,, ,,	14,000	17 0 0	.....	1,000	.....	.....	,, ,,	,, ,,
418*a*	Outer Mere No. 1	Samuel Wilson	30,000	18 0 0	.....	2,000	.....	.....	,, 1872	,, 1876.
419*a*	,, No. 2	,,	30,000	13 0 0	.....	1,500	.....	.....	,, ,,	,, ,,
453*a*	West Barrona No. 1	,,	36,000	10 0 0	No	report	.....	.....	1 Oct., ,,	30 Sept., 1877.
454*a*	Ashton	James Tyson	36,000	10 0 0	No	report	.....	.....	1 Jan., 1873	31 Dec., 1877.
455*a*	Bantry	,,	22,000	10 0 0	No	report	.....	.....	,, ,,	,, ,,
470*a*	Kerrebree	Joseph Becker	72,000	15 0 0	No	report	.....	.....	,, 1874	,, 1878.
Vol. 3.										
655	Boulka South No. 1	E. S. Bonney	55,000	17 0 0	.....	1,500	.....	.....	,, 1876	,, 1880.
656	,, No. 2	,,	56,000	17 0 0	.....	1,500	.....	.....	,, ,,	,, ,,
657	,, No. 3	,,	38,000	13 0 0	.....	1,000	.....	.....	,, ,,	,, ,,
672	,, No. 4	Charles Brown	64,000	30 0 0	No	report	.....	.....	1 Oct., 1874	Annual until ap-
673	,, No. 5	,,	75,000	30 0 0	No	report	.....	.....	,, ,,	,, [praised.
642	Central, Block B	James Hardeman	64,000	31 1 0	No	report	.....	.....	1 April, ,,	,,
643	,, Block 6	Henry Bayliss	62,000	31 1 0	No	report	.....	.....	,, ,,	,,
659	Delalah No. 1	W. G. Conn & T. H. Hill	64,000	30 0 0	No	report	.....	.....	1 Jan., 1875	,,
660	,, No. 2	,, ,,	64,000	30 0 0	No	report	.....	.....	,, ,,	,,
661	,, No. 3	,, ,,	64,000	30 0 0	No	report	.....	.....	,, ,,	,,
663	Frome's Creek No. 1	J. C. Myers & E. S. Bonney	58,000	30 0 0	No	report	.....	.....	,, ,,	,,
664	,, No. 2	,, ,,	58,000	30 0 0	No	report	.....	.....	,, ,,	,,
665	,, No. 3	,, ,,	58,000	30 0 0	No	report	.....	.....	,, ,,	,,
662	Gum Creek	E. S. Bonney	20,000	30 0 0	No	report	.....	.....	1 April, ,,	,,
644	Lismore South	D. M'Rae & W. Willoby	48,000	23 0 0	.....	2,000	.....	.....	1 Jan., 1876	31 Dec., 1880.
651	Longside	Sir Francis Murphy	57,000	12 0 0	No	report	.....	.....	,, ,,	,, ,,
646	Merrita South	D. M'Rae & W. Willoby	64,000	18 0 0	.....	1,600	.....	.....	,, ,,	,, ,,
645	,, West	,, ,,	54,000	19 0 0	.....	3,000	.....	.....	,, ,,	,, ,,
658	Mount Arrowsmith	Elizabeth Brodribb, H. W. Neale, & R. Southby	40,000	30 5 0	No	report	.....	.....	,, 1875	Annual until ap-
666	Mount King	J. C. Myers & E. S. Bonney	58,000	30 0 0	No	report	.....	.....	,, ,,	,, [praised.
654	Mundoro West	F. C. & K. E. Brodribb	25,000	10 0 0	.....	1,000	.....	.....	,, 1876	31 Dec., 1880.
647	Pinpira A	J. R. Cowell & J. E. Spicer	32,000	10 0 0	Nil	Nil	.....	.....	,, ,,	,, ,,
648	,, B	,, ,,	42,000	25 0 0	.....	2,000	.....	.....	,, ,,	,, ,,
649	,, C	Lloyd Jones	64,000	20 0 0	.....	1,500	.....	.....	,, ,,	,, ,,
650	,, D	,,	64,000	20 0 0	.....	1,500	.....	.....	,, ,,	,, ,,
667	,, E	Elizabeth Brodribb, H. W. Neale, & R. Southby	64,000	31 0 0	No	report	.....	.....	1 April, 1875	Annual until ap-
668	,, F	,, ,, ,,	32,000	31 0 0	No	report	.....	.....	,, ,,	,, [praised.
669	,, G	,, ,, ,,	64,000	31 0 0	No	report	.....	.....	,, ,,	,,

No. in Run Register.	Run.	Lessee.	Estimated area under existing tenure.	Present annual rental.	Estimated grazing capabilities in an unimproved state.		Estimated area under original tenure.	Old rental and assessment.	Date of commencement of present tenure.	Term of tenure.
					Cattle.	Sheep.				
		DISTRICT OF ALBERT—*continued.*								
Vol. 3.			acres	£ s. d.			acres	£ s. d.	1 April, 1875 ...	Annual until appraised.
670	Pinpira H	Elizabeth Brodribb, H. W. Neale, & R. Southby	16,000	31 0 0	No	report	.....	.....	1 Jan., 1876 ...	31 Dec., 1880.
671	Sturt, Block No. 1	J. C. Myers & E. S. Bonney	64,000	31 0 0	No	report	.....	.....	1 July, 1874 ...	Annual until appraised.
652	West Barrona No. 3	Samuel Wilson	62,000	20 0 0	.....	1,500	.....	.....	1 Jan., 1876 ...	31 Dec., 1880.
653	Paddington No. 12	G. P. Desailly	80,000	33 3 0	.....	.....	.....	.....	" " ...	" "
636	Corriwilpie	Lloyd Jones	62,700	25 0 0	No	report	.....	.....	" " ...	" "
637	Frome's Creek, D	Henry Copeland	58,000	91 0 0	No	report	.....	.....	" " ...	" "
638	" F	"	58,000	91 0 0	No	report	.....	.....	1 Oct., 1875 ...	Annual until appraised.
639	Mount King East	Robert Adams	58,000	91 0 0	No	report	.....	.....	" " ...	" "
674	Sturt, Block No. 2	Lloyd Jones	64,000	30 0 0	No	report	.....	.....	" " ...	"
675	" No. 4	"	64,000	30 0 0	No	report	.....	.....		
676	Tongowoko South	"	60,000	30 0 0	No	report	.....	.....		
681	Total No. of Runs	Total	35,510,170	17,117 19 4	.....	981,250	5,584,640	3,585 18 0		
		DISTRICT OF BLIGH.								
1	Gungalma East	W. Richards, junr.	14,200	42 0 0	550	.....	16,000	30 0 0	1 Jan., 1875 ...	31 Dec., 1879.
2	Gungalma West	J. Rawsthorne	16,000	52 0 0	650	.....	16,000	30 0 0	" " ...	" "
3	Apple-pie	The Commercial Banking Company	17,000	20 0 0	.....	3,000	19,300	40 0 0	* " 1871 ...	" 1880.
4	Ballinore	E. Flood	21,000	20 0 0	.....	2,000	15,000	40 0 0	" 1876 ...	" "
5	Barbigel	J. Heane	20,000	25 0 0	.....	2,500	16,000	40 0 0	" " ...	" 1875.
6	Belgoreen	F. Todhunter	37,640	100 0 0	200	6,000	28,800	80 0 0	" " ...	" "
7	Bickanbeenie	C. Macphillamy	20,560	25 0 0	.....	3,500	23,000	60 0 0	" " ...	" "
8	Belabigil	"	9,366	17 0 0	.....	2,000	16,000	40 0 0	" " ...	" "
9	Billibila	G. Rouse	22,540	62 0 0	1,200	.....	16,000	40 0 0	" " ...	" "
10	Bobrah	R. Jackson	10,980	30 0 0	.....	3,000	16,000	40 0 0	" " ...	" "
11	Bodangery	The Bank of New South Wales	23,700	30 0 0	.....	3,000	36,060	89 10 0	" " ...	" "
12	Bongegalong	"	17,420	50 0 0	.....	6,000	16,000	40 0 0	" " ...	" "
13	Bullodaran	Mamvaran Green	16,000	25 0 0	.....	2,500	16,000	40 0 0	" " ...	" "
14	Bundemar	W. W. Brocklehurst	15,960	55 0 0	.....	5,000	16,000	40 0 0	" " ...	" "
15	Burway	The Commercial Banking Company	53,520	85 0 0	.....	7,000	39,800	80 0 0	" " ...	" "
16	Collembarawang	James Richmond	59,360	130 0 0	.....	12,000	64,000	123 15 0	" " ...	" "
17	Collyburl or Narramine Nyran	A. Cruickshank	11,120	20 0 0	350	.....	50,000	32 10 0	" " ...	" "
18	Collengally	Christina Bishop, Eliza Foley, Sarah Meers, Maria and Caroline Bishop.	17,600	40 0 0	400	.....	16,000	32 2 6	" " ...	" "
19	Dubbo	J. H. Stewart	Nearly all withdrawn.	10 0 0	.....	.....	16,000	40 0 0	" " ...	" "
20	Emogandry	The Commercial Banking Company	30,000	23 0 0	.....	2,000	32,000	40 0 0	" " ...	" "
21	Euromedah	Ryrie & Alexander	19,200	30 0 0	.....	4,000	22,400	40 0 0	" " ...	" "
22	Geurie	W. Farmer	20,320	45 0 0	.....	3,300	16,000	40 0 0	" " ...	" "
23	Gillendoon	G. Rouse	18,500	50 0 0	1,000	.....	12,800	40 0 0	" " ...	" "
24	Gillawannah	The Commercial Banking Company	22,850	75 0 0	900	4,000	16,000	50 0 0	" " ...	" "
25	Inglegra	James Richmond	10,480	50 0 0	.....	5,000	19,200	34 8 0	" " ...	" "
26	Marthigy	E. Flood	12,800	25 0 0	.....	2,000	12,000	40 0 0	" " ...	" "
27	Merigal	J. Jones	14,360	50 0 0	.....	4,000	16,000	40 0 0	" " ...	" "
28	Nerrybone	Mary Perry	13,920	50 0 0	700	.....	16,000	32 10 0	" " ...	" "
29	Moonul	C. Macphillamy	41,500	20 0 0	.....	3,000	37,570	Rent and assessment included in "Bickenbeenie."	" " ...	" "

* Held at old rates from year to year, pending receipt of appraisement.

No in Run Register.	Run.	Lessee.	Estimated area under existing tenure.	Present annual rental.	Estimated grazing capabilities in an unimproved state.		Estimated area under original tenure.	Old rental and assessment.	Date of commencement of present tenure.	Term of tenure.
					Cattle.	Sheep.				
		DISTRICT OF BLIGH—*continued.*								
			acres	£ s. d.			acres	£ s. d.		
30	Murrungindy	The Commercial Banking Company	21,960	28 0 0	.....	4,000	16,000	30 4 6	1 Jan., 1871...	31 Dec., 1875
31	Murrumbidgerie	M. C. Machardy	*23,000	15 0 0	.....	1,500	24,064	61 17 6	,, ,, ...	,, ,,
32	Mullingundry	The Commercial Banking Company	16,960	47 0 0	.....	4,000	16,000	60 0 0	,, ,, ...	,, ,,
33	Naran	D. M'Vicar	15,380	25 0 0	300	.....	16,000	40 0 0	,, ,, ...	,, ,,
34	Nauran and Umangla	G. Rouse	21,440	55 0 0	1,200	.....	28,800	52 13 9	,, ,, ...	,, ,,
35	Narrubah	G. Smith	9,000	22 0 0	.....	2,000	16,000	40 0 0	,, ,, ...	,, ,,
36	Rocky Station	M. C. Machardy	*10,000	12 0 0	.....	1,200	9,772	40 0 0	,, ,, ...	,, ,,
37	Sandy Creek	C. B. Lowe	22,300	20 0 0	.....	3,000	40,000	40 0 0	,, ,, ...	,, ,,
38	Spicer's Creek	R. & E. S. Rouse	31,680	35 0 0	.....	3,500	16,000	50 0 0	,, 1876 ...	,, 1880
39	Tenandra	James Richmond	26,600	52 0 0	.....	5,000	32,000	61 17 6	,, ,, ...	,, ,,
40	Terramungamine	C. M'Phillamy	13,100	28 0 0	.....	4,000	25,000	40 0 0	,, ,, ...	,, ,,
41	Tongamba	Mary Perry	31,000	90 0 0	1,250	.....	16,000	80 0 0	,, ,, ...	,, ,,
43	Tacklebang	E. Flood	16,000	25 0 0	.....	2,000	12,000	40 0 0	† ,, 1871 ...	,, 1875
44	Urobulla	H. R. C. Bird	31,760	95 0 0	.....	8,000	16,000	80 0 0	,, 1876 ...	,, 1880
45	Wanbandry	,,	35,500	120 0 0	1,600	.....	32,000	80 0 0	,, ,, ...	,, ,,
46	Werigi	Ryrie & Alexander	19,550	25 0 0	.....	4,000	21,000	40 0 0	,, ,, ...	,, ,,
47	Woombobby	H. R. C. Bird	29,000	100 0 0	.....	8,000	28,125	60 0 0	,, ,, ...	,, ,,
48	Wooroobooni	M. C. Machardy	14,920	27 10 0	.....	2,700	15,000	30 10 0	,, ,, ...	,, ,,
49	Armitree	G. Richardson	10,960	32 10 0	.....	3,000	16,000	40 0 0	,, ,, ...	,, ,,
50	Beery	A. Brown	15,440	40 0 0	.....	4,000	16,000	40 0 0	,, ,, ...	,, ,,
51	Bucklenbaa	J., F., & H. C. White	16,000	65 0 0	.....	3,000	25,600	90 0 0	,, ,, ...	,, ,,
52	Burran	Charles Lowe	11,960	45 0 0	.....	4,000	16,000	40 0 0	,, ,, ...	,, ,,
53	Carlganda	T. Wrigley	16,750	32 10 0	.....	4,000	23,000	57 4 0	,, ,, ...	,, ,,
54	Cawell	A. Brown	13,760	54 0 0	.....	3,000	16,000	40 0 0	,, ,, ...	,, ,,
55	Coonamoona	E. Keep, F. Day, & W. M. Ronald	49,440	80 0 0	.....	5,000	24,000	40 0 0	,, ,, ...	,, ,,
56	Coonanimon	J. F. M'Mullen	16,000	35 0 0	.....	4,000	16,000	25 0 0	,, ,, ...	,, ,,
57	Cubbin	G. Rouse	15,670	32 0 0	.....	2,000	16,000	40 0 0	,, ,, ...	,, ,,
58	Curianawa	J. F. M'Mullen	94,400	135 0 0	.....	12,000	95,000	154 13 9	,, ,, ...	,, ,,
59	Dilly Dilly	late R. R. Walker	16,000	18 0 0	.....	2,000	14,000	28 15 0	,, ,, ...	,, ,,
60	Galaragambone	G. Tailby, junr.	19,440	45 0 0	.....	4,000	20,000	49 10 0	,, ,, ...	,, ,,
61	Illumurgalia East	A. Ferguson	18,900	45 0 0	.....	500	16,000	40 0 0	,, ,, ...	,, ,,
62	Illamurgalia West	J. Harvey	15,960	45 0 0	.....	5,000	16,000	40 0 0	,, ,, ...	,, ,,
63	Koonambal	W. F. Buchanan	18,970	45 0 0	500	.....	50,000	92 16 3	,, ,, ...	,, ,,
64	Magometon	,,	33,500	50 0 0	500	.....	20,000	50 0 0	,, ,, ...	,, ,,
65	Mogie Melon	A. Brown	16,000	42 0 0	.....	4,000	16,000	40 0 0	,, ,, ...	,, ,,
66	Moolambong	W. F. Buchanan	32,300	45 0 0	400	.....	32,000	80 0 0	,, ,, ...	,, ,,
67	Moorambilla	,,	23,400	40 0 0	400	.....	32,000	80 0 0	,, ,, ...	,, ,,
68	Narranan	G. Rouse	13,500	27 10 0	.....	3,000	16,000	40 0 0	,, ,, ...	,, ,,
69	Round Hills	late R. R. Walker	16,000	20 0 0	.....	2,000	14,000	28 15 0	,, ,, ...	,, ,,
70	Toraweanah	A. Brown	15,900	32 0 0	.....	3,000	16,000	40 0 0	,, ,, ...	,, ,,
71	Tonderburn	,,	15,600	35 0 0	.....	3,000	16,000	40 0 0	,, ,, ...	,, ,,
72	Turidgeree	J., F. & H. C. White	30,720	80 0 0	.....	4,000	30,720	60 0 0	,, ,, ...	,, ,,
73	Ulomogo	,,	16,000	90 0 0	.....	5,000	16,000	90 0 0	,, ,, ...	,, ,,
74	Urombong	G. Rouse	12,700	12 0 0	.....	1,500	12,800	33 8 9	,, ,, ...	,, ,,
75	Warrana	W. F. Buchanan	45,000	75 0 0	700	.....	32,000	92 16 3	,, ,, ...	,, ,,
76	Wallangolong	late R. R. Walker	15,920	32 0 0	.....	2,500	14,000	28 15 0	,, ,, ...	,, ,,
77	Warree	J. Patrick	17,600	38 0 0	.....	5,000	16,000	40 0 0	,, ,, ...	,, ,,
78	Wolla Wolla	J. Leslie	16,000	50 0 0	.....	5,000	16,000	25 0 0	,, ,, ...	,, ,,
79	Yalcogrin	A. Barden	10,840	35 0 0	.....	4,000	16,000	40 0 0	,, ,, ...	,, ,,
80	Yoolandry	W. F. Buchanan	29,880	50 0 0	500	.....	32,000	80 0 0	,, ,, ...	,, ,,
81	Youlandra	late R. R. Walker	16,000	18 0 0	.....	2,000	16,000	25 0 0	,, ,, ...	,, ,,
82	Balagula	Jane Fletcher	14,220	55 0 0	.....	5,000	16,000	30 0 0	,, ,, ...	,, ,,

* A great portion of these runs are taken up by selectors.

† Held at old rates from year to year, pending receipt of appraisement.

No. in Run Register.	Run.	Lessee.	Estimated area under existing tenure.	Present annual rental.	Estimated grazing capabilities in an unimproved state.		Estimated area under original tenure.	Old rental and assessment.	Date of commencement of present tenure.	Term of tenure.
					Cattle.	Sheep.				
		DISTRICT OF BLIGH—*continued.*								
			acres	£ s. d.			acres	£ s. d.		
83	Bulorora	W. Alison	33,000	130 0 0	.....	10,000	48,000	82 16 3	1 Jan., 1876 ...	31 Dec., 1880.
84	Bebrue	The Commercial Banking Company	15,570	55 0 0	.....	1,000	16,000	40 0 0	„ „ ...	„ „
85	Bimble	H. B. Tomkins	16,000	50 0 0	800	.....	16,000	40 0 0	„ „ ...	„ „
86	Brewon	J. K. & C. B. Mackay	36,000	170 0 0	2,000	.....	32,000	80 0 0	„ „ ...	„ „
87	Budgeong	The Australian Joint Stock Bank	19,680	53 0 0	.....	6,000	29,000	52 10 0	„ „ ...	„ „
88	Buggil	W. Alison	21,000	45 0 0	.....	5,000	16,000	40 0 0	„ „ ...	„ „
89	Bundy	S. D. Gordon	42,000	90 0 0	1,400	.....	20,000	39 10 0	„ „ ...	„ „
90	Combarrah	The Australian Joint Stock Bank	18,500	42 0 0	.....	6,000	23,000	60 0 0	„ „ ...	„ „
93	Gralgumbone	R. Ridge	21,000	70 0 0	800	.....	23,000	50 0 0	„ „ ...	„ „
94	Guaraway	A. Cruickshank	16,500	78 0 0	1,000	.....	20,480	40 0 0	„ „ ...	„ „
95	Gungalma	W. Alison	20,000	56 0 0	600	.....	16,000	33 8 9	„ „ ...	„ „
96	Grandool	J. K. & C. B. Mackay	8,600	25 0 0	400	.....	16,000	34 0 0	„ „ ...	„ „
97	Merebone	Mary Perry	15,640	64 0 0	850	.....	16,000	40 0 0	„ „ ...	„ „
98	Mobala	J., S., & W. G. Taylor	17,000	54 0 0	.....	4,000	16,000	35 6 0	„ „ ...	„ „
99	Molle	The Bank of New South Wales	16,000	63 0 0	800	.....	16,000	40 0 0	„ „ ...	„ „
100	Moorabie	H. Moses	28,000	110 0 0	1,600	.....	32,000	80 0 0	„ „ ...	„ „
101	Mowlma	C. M'Rae, J. R. Jones, & Mary Ann Sheridan	36,380	108 0 0	1,500	.....	32,000	52 10 0	„ „ ...	„ „
102	Mumberbone	J. Richmond	9,960	36 0 0	550	.....	16,000	40 0 0	„ „ ...	„ „
103	Narraway	W. Smith	25,000	42 0 0	.....	3,500	16,000	21 5 0	„ „ ...	„ „
104	Neugal	H. Bell	30,000	130 0 0	1,750	.....	16,000	40 0 0	„ „ ...	„ „
105	Pier Pier	Grant Morris	15,000	35 0 0	650	.....	16,000	33 8 9	„ „ ...	„ „
106	Peter Duffity	The Commercial Banking Company	16,300	72 0 0	1,000	.....	22,400	42 16 3	„ „ ...	„ „
107	Pollybrewang	W. L. Stevenson	12,500	40 0 0	.....	3,500	16,000	40 0 0	„ „ ...	„ „
108	Quonmoona	The Australian Joint Stock Bank	15,720	40 0 0	.....	4,000	22,000	32 10 0	„ „ ...	„ „
109	Tahrone	W. Alison	11,000	45 0 0	.....	4,000	16,000	40 0 0	„ „ ...	„ „
111	Tooloon	The Australian Joint Stock Bank	41,600	60 0 0	.....	7,000	41,840	52 10 0	„ „ ...	„ „
112	Tourable	W. Alison	22,000	47 0 0	.....	4,000	16,000	40 0 0	„ „ ...	„ „
113	Urawilkey	A. Tange and G. E. Austen	32,000	30 0 0	.....	3,000	32,000	60 0 0	„ 1872 ...	„ 1876.
114	Weelah	G. Wood and Jane Wild	21,600	85 0 0	1,250	.....	19,200	50 0 0	„ 1876 ...	„ 1880.
115	Willan (Corah)	J. Hughes and M. H. Maher	16,000	75 0 0	900	.....	16,000	50 0 0	„ „ ...	„ „
116	Willaaga	C. M'Rae, J. R. Jones, & Mary Ann Sheridan	17,000	55 0 0	750	.....	16,000	21 2 4	„ „ ...	„ „
117	Wullamgambone	G. & G. J. Gibson	17,500	75 0 0	1,100	.....	16,000	50 0 0	„ „ ...	„ „
118	Yarrawell	A. Cruickshank	11,500	54 0 0	700	.....	17,000	40 0 0	„ „ ...	„ „
119	Youie	G. D. Lane	19,460	78 0 0	1,100	.....	22,400	57 2 6	„ „ ...	„ „
120	Marthagi Creek	The Commercial Banking Company	16,000	40 0 0	700	.....	16,000	30 0 0	„ „ ...	„ „
121	Merrimba	J., S., & W. G. Taylor	10,400	45 0 0	.....	3,000	16,000	30 0 0	„ „ ...	„ „
122	Noonbah	„	19,600	50 0 0	.....	4,500	16,000	32 0 0	„ „ ...	„ „
123	Gungalma North	W. Alison	17,000	62 0 0	800	.....	18,600	30 0 0	„ „ ...	„ „
124	Yarindury West	E. Flood	6,250	10 0 0	.....	1,200	16,000	30 0 0	*1 Jan., 1871 ...	31 Dec., 1875.
125	Opposite Conambel	The Australian Joint Stock Bank	23,830	40 0 0	.....	4,000	16,000	32 10 0	„ 1876 ...	„ 1880.
126	Narraway North	The Commercial Banking Company	18,500	35 0 0	.....	3,000	16,000	30 0 0	„ „ ...	„ „
127	Gerilombone	The Australian Mortgage, Land, and Finance Company	17,500	28 0 0	640	.....	16,000	31 0 0	„ 1872 ...	„ 1876.
128	Bundigo	C. Macphillamy	17,000	25 0 0	.....	8,000	16,000	32 10 0	„ 1876 ...	„ 1880.
129	Quilbone Upper	M., P., & B. Veech	4,800	12 0 0	.....	1,000	16,000	31 0 0	„ „ ...	„ „
130	New Onebobby	H. R. C. Bird	9,600	25 0 0	.....	2,000	12,000	40 0 0	„ „ ...	„ „
131	Bogala	Walter Heness	16,000	35 0 0	500	.....	16,000	30 2 6	„ „ ...	„ „
132	Binnia	D. M'Master	3,200	10 0 0	.....	500	16,000	40 0 0	„ „ ...	„ „
133	Botheroe	Sir D. Cooper and Thos. Buckland	29,960	37 10 0	.....	5,000	30,000	25 0 0	„ „ ...	„ „
134	Belar	J. F. M'Mullen	12,300	20 0 0	.....	2,000	16,000	40 0 0	„ „ ...	„ „
135	Bolaro	Late Wm. Lowe	†.....	10 0 0	.....	1,000	16,000	40 0 0	„ „ ...	„ „
136	Biambil	Peter Luckie	13,000	20 0 0	.....	2,500	16,000	25 0 0	„ „ ...	„ „
137	Breelong New	W. F. Buchanan	33,500	22 10 0	400	.....	32,000	30 0 0	„ 1874 ...	„ 1878.

* Held at old rates from year to year, pending receipt of appraisement.

† Nearly all alienated.

No. in Run Register.	Run.	Lessee.	Estimated area under existing tenure.	Present annual rental.	Estimated grazing capabilities in an unimproved state.		Estimated area under original tenure.	Old rental and assessment.	Date of commencement of present tenure.	Term of tenure.
					Cattle.	Sheep.				
		DISTRICT OF BLIGH—*continued.*								
			acres	£ s. d.			acres	£ s. d.		
138	Bourbeen	E. Flood	19,200	27 0 0	.....	3,000	19,200	47 12 6	*1 Jan., 1871	31 Dec., 1875.
139	Bonebone	G. Rouse	19,000	32 0 0	.....	4,000	19,200	47 12 6	,, 1876	,, 1880.
140	Bald Ridge	S. A. Blackman	15,180	35 0 0	.....	4,000	16,000	38 2 6	,, ,,	,, ,,
141	Bungebar	W. J. Conder	15,000	20 0 0	.....	2,500	16,000	40 0 0	,, ,,	,, ,,
142	Boomley	A. M'Vicar	15,160	22 0 0	400	.....	15,000	30 0 0	,, ,,	,, ,,
143	Black Stump	D. M'Rae	15,360	25 0 0	.....	2,500	16,000	30 0 0	,, ,,	,, ,,
144	Bonona Rock	R. Robertson	3,280	10 0 0	.....	1,800	16,000	40 0 0	,, ,,	,, ,,
145	Coolabarabyan	The City Bank	15,420	25 0 0	.....	5,000	16,000	40 0 0	,, ,,	,, ,,
146	Caigan	A. Brown	24,820	50 0 0	.....	5,000	25,000	50 0 0	,, ,,	,, ,,
147	Cookerbingle	D. Watt	5,400	16 0 0	.....	1,000	16,000	40 0 0	,, ,,	,, ,,
148	Cuttabullah	A. Brown	32,080	26 0 0	.....	3,000	16,000	50 0 0	,, ,,	,, ,,
149	Deringulla	J. F. M'Mullen	11,650	17 0 0	.....	2,000	9,000	30 0 0	,, ,,	,, ,,
150	Dunnykynine	G. Nunn	15,840	12 10 0	.....	2,000	16,000	30 0 0	,, ,,	,, ,,
151	Eringanering (Old)	G. Rouse	21,000	30 0 0	.....	3,000	16,000	24 1 3	,, ,,	,, ,,
152	Ganber Ganber East	,,	14,070	10 0 0	.....	1,000	25,000	40 0 0	,, ,,	,, ,,
152a	Ganber Ganber West	,,	15,000	10 0 0	.....	1,000	subdivision of Ganber Ganber.		,, ,,	,, ,,
153	Greenbar Creek	The Australian Joint Stock Bank	23,680	32 0 0	.....	4,000	16,000	40 0 0	,, ,,	,, ,,
154	Gotta Rock	R. Robertson	3,200	10 0 0	.....	500	16,000	40 0 0	,, ,,	,, ,,
155	Honeysuckle	D. M'Master	2,140	10 0 0	.....	300	16,000	40 0 0	,, ,,	,, ,,
156	Hoblingrah	J. W., and A. Richardson	34,800	27 0 0	.....	3,000	16,000	40 0 0	,, ,,	,, ,,
157	Lagoons, Talbragar	D. Watt	11,000	15 0 0	.....	1,300	16,000	40 0 0	,, ,,	,, ,,
158	Large Oakey Creek	D. M'Rae	36,800	40 0 0	.....	4,500	25,600	60 0 0	,, ,,	,, ,,
159	Mobara	J. F. M'Mullen	18,320	25 0 0	.....	3,600	20,000	28 15 0	,, ,,	,, ,,
160	Mandoran	F. Diggs, & J. A. Cameron	19,800	14 0 0	.....	2,000	16,000	40 0 0	,, ,,	,, ,,
161	Mowabla	D. Watt	15,800	25 0 0	.....	3,000	16,000	32 10 0	,, ,,	,, ,,
162	Mickeygunmagal	Sir D. Cooper & Thos. Buckland	16,000	27 10 0	.....	5,000	16,000	28 15 0	,, ,,	,, ,,
163	Meagula	S. Sowden	1,850	10 0 0	.....	970	2,000	19 7 6	,, ,,	,, ,,
164	Medaway	T. Paterson	14,800	24 0 0	.....	2,000	16,000	40 0 0	,, ,,	,, ,,
165	Mungranby	E. Flood	15,360	20 0 0	.....	2,000	16,000	40 0 0	*1 Jan., 1871	31 Dec., 1875.
166	Miangallia	R. Robertson	29,800	35 0 0	.....	3,000	32,000	40 0 0	,, 1876	,, 1880.
167	Munbedah	Sir D. Cooper & Thos. Buckland	15,920	22 0 0	.....	4,000	16,000	25 0 0	,, ,,	,, ,,
168	Nandi	Wm. Field	1,200	10 0 0	.....	500	5,000	11 17 6	,, ,,	,, ,,
169	Nirangarie	D. Watt	13,560	25 0 0	.....	4,300	16,000	40 0 0	,, ,,	,, ,,
170	Old Biamble	E. Harvey	9,680	12 10 0	.....	1,500	16,000	30 0 0	,, ,,	,, ,,
171	Orandelbenia	G. Rouse	15,800	30 0 0	.....	3,000	16,000	40 0 0	,, ,,	,, ,,
172	Oakey Creek	J. M. Allison	6,360	10 0 0	.....	1,000	25,000	40 0 0	,, ,,	,, ,,
173	Pibbon	G. Rouse	16,000	18 0 0	.....	2,500	16,000	32 0 0	,, ,,	,, ,,
174	Pekobutta	R. Robertson	4,380	10 0 0	.....	1,000	16,000	40 0 0	,, ,,	,, ,,
175	Ungleonal	Hannah T. Rouse and Richard Rouse	16,000	35 0 0	.....	4,000	16,000	40 0 0	,, ,,	,, ,,
176	Ulamanbri	J. F. M'Mullen	13,220	25 0 0	.....	3,000	24,000	60 0 0	,, ,,	,, ,,
177	Ulindar Creek	J. M'Master	16,000	35 0 0	.....	4,000	16,000	40 0 0	,, ,,	,, ,,
178	Urabribla	J. F. M'Mullen	10,170	17 0 0	.....	2,000	13,000	36 5 0	,, ,,	,, ,,
179	Terraconongadgerie	Hannah T. Rouse and Richard Rouse	16,000	25 0 0	.....	3,000	16,000	40 0 0	,, ,,	,, ,,
180	Terawinda	W., and A. Town	9,670	27 10 0	.....	4,000	20,000	50 0 0	,, ,,	,, ,,
181	Turawandie	J. F. and H. C. White	6,550	15 0 0	.....	3,000	15,360	40 0 0	,, ,,	,, ,,
182	Wallambrawang	Late Mrs. R. R. Walker	15,840	30 0 0	.....	3,000	41,000	28 15 0	,, ,,	,, ,,
183	Wooloowoolonly	Catherine M. Falconer	14,380	27 0 0	.....	4,000	16,000	40 0 0	,, ,,	,, ,,
184	Yarragrin	Late Mrs. R. R. Walker	21,600	55 0 0	.....	6,000	50,000	60 0 0	,, ,,	,, ,,
185	Pier Pier East	W. Allison	14,000	40 0 0	600	.....	16,000	30 0 0	,, ,,	,, ,,
186	Buggil West	G. & A. Hart	6,954	25 0 0	300	.....	10,000	30 10 0	,, ,,	,, ,,
187	Bunbundaloo	C. & J. M'Phillamy	10,000	35 0 0	450	.....	16,000	30 0 0	,, ,,	,, ,,
188	Werrigal	,,	15,000	46 0 0	650	.....	16,000	30 0 0	,, ,,	,, ,,

*Held at old rates from year to year, pending receipt of appraisement.

No. in Run Register.	Run.	Lessee.	Estimated area under existing tenure.	Present annual rental.	Estimated grazing capabilities in an unimproved state.		Estimated area under original tenure.	Old rental and assessment.	Date of commencement of present tenure.	Term of tenure.
					Cattle.	Sheep.				
		DISTRICT OF BLIGH—*continued.*	acres	£ s. d.			acres	£ s. d.		
189	Wamerawa	C. & J. M'Pillamy	12,000	35 0 0	500	.....	16,000	30 0 0	1 Jan., 1876 ...	31 Dec., 1880.
190	New Gradgery	G. Wood	10,400	20 0 0	.....	2,500	.....	.....	,, ,, ...	,, ,,
191	Warran Creek No. 1	R. G. Higgins	18,000	30 0 0	.....	3,000	16,000	30 0 0	,, ,, ...	,, ,,
192	Back Warran	,,	23,600	35 0 0	.....	2,000	.....	.....	,, ,, ...	,, ,,
193	Warran Creek No. 2	,,	11,000	22 0 0	.....	2,000	16,000	30 0 0	,, ,, ...	,, ,,
194	Carinda	Thos. & Thos. H. M'Namara	16,900	35 0 0	550	.....	16,000	30 10 0	,, ,, ...	,, ,,
195	Broken Plains	A. Brown	13,000	20 0 0	.....	1,800	16,000	30 10 6	,, ,, ...	,, ,,
196	Toolaman Flats	,,	12,800	12 10 0	.....	1,500	16,000	30 0 0	,, ,, ...	,, ,,
197	Upper Buggabudda	W. W. Brocklehurst	18,000	25 0 0	.....	1,500	16,000	30 0 0	,, 1873 ...	,, 1877.
200	Pine Scrub	G. D. Lane	19,000	28 0 0	400	.....	16,000	31 0 0	,, 1876 ...	,, 1880.
201	Billeroy	T. W. C., J. E., R., & A. Colwell	14,760	34 0 0	750	.....	16,000	31 0 0	,, ,, ...	,, ,,
203	Yarigand	The Bank of New South Wales	3,000	10 0 0	.....	1,000	16,000	15 10 0	,, ,, ...	,, ,,
204	Milpulling	,,	16,000	15 0 0	.....	1,000	16,000	15 10 0	,, ,, ...	,, ,,
205	New Tourable	W. Allison	12,000	22 0 0	.....	2,500	16,000	31 0 0	,, ,, ...	,, ,,
206	Moolangar	C. B. Lowe	19,000	35 0 0	.....	3,000	16,000	30 0 0	,, ,, ...	,, ,,
207	Gunijellah	W. Colwell	5,000	10 0 0	No report.		16,000	30 0 0	* 1 Jan., 1871 ...	31 Dec., 1875.
208	New Geralgambone	James Patrick	16,960	37 0 0	.....	4,000	16,000	32 0 0	,, 1876 ...	,, 1880.
210	Cartvel or Cowell	Late G. Smith	10,000	22 0 0	.....	2,000	13,000	25 0 0	,, ,, ...	,, ,,
211	Gundyule Cowell	E. Flood, junr.	12,000	10 0 0	200	.....	16,000	21 0 0	* 1 Jan., 1871 ...	31 Dec., 1875.
212	Bogara	R. G. Higgins	18,800	60 0 0	800	.....	16,000	40 0 0	,, 1876 ...	,, 1880.
213	Berabong	G. Rouse	16,000	24 0 0	.....	3,000	16,000	32 10 0	,, ,, ...	,, ,,
214	Carabear	E. Flood	22,440	46 0 0	.....	4,000	16,000	32 0 0	,, ,, ...	,, ,,
215	Caleriwi	G. Rouse	54,520	40 0 0	.....	4,500	30,000	76 5 0	* 1 Jan., 1871 ...	31 Dec., 1875.
216	Carlingoingoing	E. Macquin	12,920	24 0 0	.....	2,000	16,000	30 0 0	,, 1876 ...	,, 1880.
217	Curban	E. Flood	21,840	30 0 0	.....	3,000	16,000	40 0 0	* 1 Jan., 1871 ...	31 Dec., 1875.
219	Ningear	J. B. Rundle & E. Parsons	32,600	80 0 0	.....	6,000	16,000	61 17 6	,, 1876 ...	,, 1880.
220	Parmidman	W. N., S. J., & M. T. Kennedy	16,000	30 0 0	.....	3,000	16,000	40 0 0	,, ,, ...	,, ,,
221	Pullingarwarina	The Bank of New South Wales	16,000	70 0 0	850	.....	16,000	42 16 3	,, ,, ...	,, ,,
222	Tenandra	W. N., S. J., & M. T. Kennedy	20,000	40 0 0	700	.....	16,000	40 0 0	,, ,, ...	,, ,,
223	Wingilong	Alex. Ferguson	16,000	16 0 0	.....	2,000	16,000	33 0 0	,, ,, ...	,, ,,
224	Wallenani	E. M'Guire	16,000	10 0 0	.....	1,500	16,000	32 10 0	* 1 Jan., 1871 ...	31 Dec., 1875.
225	Yooloomogo	A. Barden	14,800	35 0 0	.....	4,000	16,000	32 10 0	,, 1876 ...	,, 1880.
226	Spicer's Creek	E. Flood	15,000	20 0 0	.....	2,000	16,000	34 0 0	,, ,, ...	,, ,,
227	East Breelong	A. M'Ewen	16,000	20 0 0	300	.....	16,000	40 0 0	* 1 Jan., 1871 ...	31 Dec., 1875.
228	West Breelong	M. A. Mills	16,000	35 0 0	600	.....	12,800	†.....	,, ,, ...	,, ,,
229	Bulgogar	E. Keep, F. Day, & W. M. Ronald	19,160	35 0 0	.....	4,000	12,000	40 0 0	,, 1876 ...	,, 1880.
230	Wee Taliba	,, ,,	11,940	45 0 0	.....	4,000	16,000	40 0 0	,, ,, ...	,, ,,
231	Gerawa	J. F. M'Mullen	12,000	15 0 0	.....	1,200	12,000	25 0 0	,, 1873 ...	,, 1877.
232	Back Bibbejiberry	The Commercial Banking Company	14,500	15 0 0	.....	1,500	.....	.....	,, 1872 ...	,, 1876.
233	Back Kidgar	A. Barden	9,400	20 0 0	300	.....	.....	.....	,, ,, ...	,, ,,
234	Outer Back Kidgar	,,	8,320	20 0 0	.....	1,200	.....	.....	,, ,, ...	,, ,,
235	Back Pollybrewang	W. L. Stevenson	17,700	25 0 0	400	.....	.....	.....	,, ,, ...	,, ,,
237	Bogewon	T. W., B., & P. Britton	28,500	85 0 0	800	.....	28,800	72 0 0	,, ,, ...	,, ,,
238	Carwell No. 3	W. L. Stevenson	21,600	15 0 0	200	.....	.....	32 10 0	,, ,, ...	,, ,,
239	Como	G. & J. G. Gibson	8,250	25 0 0	300	.....	.....	.....	,, ,, ...	,, ,,
240	Coonamoona Back Run	E. Keep, F. Day, & W. M. Ronald	17,500	22 0 0	.....	2,000	.....	.....	,, ,, ...	,, ,,
241	Eastern Back Bogenong	T. Britton	8,200	22 0 0	200	.....	.....	.....	,, ,, ...	,, ,,
244	Lower Ningear	P. H. Osborne	18,400	70 0 0	.....	4,500	16,000	31 0 0	,, ,, ...	,, ,,
246	Mogemul	J. Lynch	13,000	20 0 0	.....	2,000	16,000	20 0 0	,, 1874 ...	,, 1878.
247	Neebel	J. M'Master	21,750	20 0 0	.....	2,000	16,000	30 0 0	,, 1873 ...	,, 1877.
248	New Englegah No. 2	J. Richmond	9,100	20 0 0	.....	1,000	16,000	30 5 6	,, 1872 ...	,, 1876.
249	Nimbia	P. H. Osborne	15,200	70 0 0	.....	4,000	16,000	36 0 0	,, ,, ...	,, ,,

* Held at old rates from year to year, pending receipt of appraisement. † Subdivision of Breelong old run.

No. in Run Register.	Run.	Lessee.	Estimated area under existing tenure.	Present annual rental.	Estimated grazing capabilities in an unimproved state.		Estimated area under original tenure.	Old rental and assessment.	Date of comencement of present tenure.	Term of tenure.
					Cattle.	Sheep.				
		DISTRICT OF BLIGH—*continued.*								
			acres	£ s. d.			acres	£ s. d.		
250	Ninia	G. & J. G. Gibson	21,000	26 0 0	300	.....	.....	.....	1 Jan., 1872 ...	31 Dec., 1876.
251	Terembone North	G. W. Allen	15,000	27 10 0	350	.....	16,000	31 0 0	" " ...	" "
252	Terembone South	"	16,000	20 0 0	300	.....	16,000	31 0 0	" " ...	" "
253	Turriga Swamp	The Australian Mortgage, Land, & Finance Company ...	21,920	25 0 0	300	.....	20,000	30 0 0	" " ...	" "
254	Tugland	E. Maguire	10,000	12 0 0	.....	700	19,200	35 0 0	" 1873 ...	" 1877.
255	Upper Pretty Plains	R. Ridge	12,200	20 0 0	200	.....	.....	.....	" 1872 ...	" 1876.
256	Urawilkey West	A. Tange & G. E. Austen	17,090	30 0 0	.....	2,000	16,000	31 0 0	" " ...	" "
257	Western Back Bogenong	T. Britton	9,600	25 0 0	.....	1,800	.....	.....	" " ...	" "
258	Yowendah	Henry Moses	53,000	175 0 0	1,200	.....	60,000	50 0 0	" " ...	" "
259	Back Carabear, Block A.	E. Flood	37,770	30 0 0	.....	3,000	20,000	31 1 0	" " ...	" "
260	" Block B.	J. M'Lean	18,000	20 0 0	.....	1,000	20,000	31 1 0	" " ...	" "
261	Mungabumbone	"	7,500	22 10 0	.....	2,000	16,000	20 15 6	" " ...	" "
262	Tunder	J. Edrop	16,600	45 0 0	500	.....	.....	.....	" 1873 ...	" 1877.
263	Back Marthaguy	E. Flood	20,000	35 0 0	.....	4,000	.....	.....	" " ...	" "
264	Bundejool	"	17,000	25 0 0	.....	2,000	.....	.....	" 1874 ...	" 1878.
265	Weribidde	R. G. Higgins	13,850	40 0 0	.....	3,000	.....	.....	" " ...	" "
266	Cobranragy	John Yeo & D. M'Vicar	12,800	10 0 0	.....	1,000	.....	.....	" 1876 ...	" 1880.
267	Elong Elong	James Yeo	3,200	10 0 0	100	.....	.....	.....	" 1874 ...	" 1878.
268	Tucklan Creek	Seymour Denman	15,900	25 0 0	.....	2,000	16,000	30 10 0	" 1875 ...	" 1879.
269	Dahomey No. 2	W. Alison	15,600	37 10 0	400	.....	16,000	30 0 0	" " ...	" "
270	Ningee	P. H. Osborne	17,900	42 0 0	600	.....	.....	.....	" 1876 ...	" 1880.
271	Upper Meriossey	W. Alison	11,200	45 0 0	600	.....	.....	.....	" " ...	" "
272	Cobra	John Jones	15,000	20 0 0	.....	2,000	16,000	30 0 0	" " ...	" "
273	Gidgenboyne	The Commercial Banking Company	13,000	20 0 0	.....	1,200	16,000	30 0 0	" 1873 ...	" 1877.
274	Bucklenbaa East	J. & H. C. White	30,000	72 10 0	.....	6,000	.....	.....	" " ...	" "
276	Terembone No. 1	G. W. Allen	15,000	12 10 0	.....	1,000	.....	.....	" 1874 ...	" 1878.
277	" No. 2	"	16,000	12 10 0	.....	1,000	.....	.....	" " ...	" "
279	Turridgerie South	J. & H. C. White	20,000	55 0 0	.....	5,000	.....	.....	" 1873 ...	" "
280	Upper Ningear	The Commercial Banking Company	14,000	26 0 0	.....	3,000	.....	.....	" " ...	" "
282	Ford's Creek	R. Reeves	16,000	30 0 0	.....	2,500	.....	.....	" " ...	" "
283	Gillinghall	C. B. Lowe	13,500	25 0 0	.....	2,000	12,000	32 0 0	" " ...	" "
284	Merygal Marthaguy	G. E. Downing & J. Leslie, junr.	9,440	23 0 0	.....	1,500	.....	35 5 0	" " ...	" "
285	East Tyrone	W. Alison	8,500	16 0 0	.....	1,200	.....	.....	" 1874 ...	" 1878.
286	Drillwarner	C. M'Phillamy	46,000	25 0 0	.....	2,500	.....	.....	" " ...	" "
288	Booranda	E. M'Guire & J. Cafe	16,000	40 0 0	.....	3,000	16,000	60 0 0	" " ...	" "
289	Digilah	J. Patrick	15,780	27 0 0	.....	3,000	16,000	32 4 0	" " ...	" "
290	Molle	J. M. M'Quade	15,450	40 0 0	600	.....	16,000	40 0 0	" " ...	" "
291	New Armitree	Jane Harvey	16,000	42 10 0	600	.....	16,000	30 0 0	" " ...	" "
292	New Beerbong	G. Rouse	16,000	25 0 0	.....	2,000	16,000	30 0 0	" " ...	" "
293	New Eringanering	"	6,000	15 0 0	.....	1,200	16,000	30 0 0	" " ...	" "
294	New Kirban	H. Crossing	10,000	26 0 0	.....	2,000	16,000	30 0 0	" " ...	" "
295	New Tacklebong	E. Flood	17,000	30 0 0	.....	3,000	16,000	30 0 0	" " ...	" "
296	Queensborough Flat	D. M'Rae	16,000	30 0 0	.....	3,000	5,000	30 0 0	" " ...	" "
297	The Fancy Ground	D. Watt & D. M'Master	64,000	30 0 0	400	.....	.....	.....	" " ...	" "
298	Weetalaba	J. M'Master	22,300	30 0 0	.....	2,500	16,000	30 0 0	" " ...	" "
299	Yarrow	R. M. Richardson	24,000	25 0 0	.....	3,000	16,000	35 0 0	" " ...	" "
300	Yarrow Creek	J. M'Cubbin	16,000	25 0 0	.....	2,000	16,000	30 0 0	" " ...	" "
301	Quondong	Andrew Brown	41,900	20 0 0	400	.....	.....	.....	" 1876 ...	" 1880.
302	Back Mount Harris	The Commercial Banking Company	17,000	22 10 0	.....	2,000	.....	.....	" 1875 ...	" 1879.
303	Bogera	G. Blackett	13,000	35 0 0	350	.....	16,000	30 10 0	" " ...	" "
304	Bokemer	S. Elliott	13,000	37 0 0	500	.....	16,000	35 0 0	" " ...	" "
305	Bucker No. 1	H. Wadge	12,000	20 0 0	.....	2,500	16,000	32 0 0	" " ...	" "

No. in Run Register.	Run.	Lessee.	Estimated area under existing tenure.	Present annual rental.	Estimated grazing capabilities in an unimproved state.		Estimated area under original tenure.	Old rental and assessment.	Date of commencement of present tenure.	Term of tenure.
					Cattle.	Sheep.				
		DISTRICT OF BLIGH—*continued.*								
			acres	£ s. d.			acres	£ s. d.		
306	Bucker No. 2	J. M'Lean	16,000	30 0 0	350	.....	16,000	32 0 0	1 Jan., 1875	31 Dec., 1879.
307	Bundilla	Charles O'Brien	16,000	40 0 0	400	.....	16,000	30 0 0	" "	" "
308	Bundabering	E. Flood	12,800	15 0 0	.....	1,500	16,000	30 0 0	" "	" "
309	Carwell	H. Wadge	13,000	27 10 0	400	.....	16,000	30 0 0	" "	" "
310	Carwell No. 2	"	15,500	27 10 0	500	.....	16,000	30 0 0	" "	" "
311	Colli	Christina Bishop, Eliza Foley, Sarah Meers, Maria & Caroline Bishop.	9,800	30 0 0	400	.....	16,000	30 0 0	" "	" "
312	Corrodgery	G. E. Downing & J. Leslie, junr.	16,000	40 0 0	.....	3,000	16,000	30 0 0	" "	" "
313	Cookydoon	A. Cruickshank	16,000	37 10 0	500	.....	16,000	30 0 0	" "	" "
314	Gerwa	J. M'Lean	12,500	24 0 0	250	.....	16,000	32 0 0	" "	" "
316	Marthagy	Thos. Durack	16,000	32 0 0	.....	3,000	16,000	36 10 0	" "	" "
317	Merry	J., S., & W. G. Taylor	9,700	25 0 0	400	.....	3,200	30 0 0	" "	" "
318	Merry Merry Creek	The Australian Joint Stock Bank	17,000	42 0 0	.....	3,500	20,000	23 0 0	" "	" "
319	Mobala No. 2	J., S., & W. G. Taylor	10,000	25 0 0	300	.....	16,000	30 0 0	" "	" "
320	Molyan Munning	G. Rouse	16,000	15 0 0	.....	1,500	2,400	30 0 0	" "	" "
321	Narrabone	E. Flood	15,700	22 0 0	.....	2,000	16,000	30 0 0	" "	" "
322	New Bellemore	E. Flood, junr.	64,000	20 0 0	400	.....	.....	.....	" "	" "
323	New Bongegalong	The Bank of New South Wales	14,000	25 0 0	.....	1,500	16,000	30 0 0	" "	" "
325	New Collembarawang	J. Richmond	14,700	33 10 0	.....	3,000	16,000	30 0 0	" "	" "
326	New Collyburrell	"	15,000	32 10 0	.....	3,000	16,000	30 0 0	" "	" "
327	New Englegah	"	8,500	17 0 0	.....	1,500	16,000	30 0 0	" "	" "
328	New Tenandra	"	9,100	33 0 0	200	.....	16,000	30 0 0	" "	" "
329	Pretty Plains South	R. Ridge	7,200	17 10 0	200	.....	16,000	30 0 0	" "	" "
332	Quanbone	J. M. M'Quade	16,000	35 0 0	500	.....	16,000	45 0 0	" "	" "
333	Spring Creek	C. B. Lowe	15,840	35 0 0	.....	2,500	16,000	30 0 0	" "	" "
334	Taunabar	R. Rouse & J. Knight	16,000	30 0 0	400	.....	16,000	30 0 0	" "	" "
335	Upper Neinby	J. A. Gardiner	15,960	27 0 0	400	.....	16,000	32 0 0	" "	" "
336	Wemobah	H. R. C. Bird	16,500	32 10 0	.....	2,500	16,000	30 0 0	" "	" "
337	Wingenbar	P. Horan & Martha Caton	16,000	30 0 0	400	.....	16,000	31 10 0	" "	" "
338	Bundy Bundally	R. M. Richardson	16,000	30 0 0	.....	2,000	16,000	31 4 0	" "	" "
339	Mundar	Alexr. Ferguson	15,950	25 0 0	.....	2,000	16,000	32 10 0	" "	" "
340	Back Creek	Mary Perry	12,000	20 0 0	.....	1,000	16,000	30 0 0	" 1876	" 1880.
341	Bourbah	Anne O'Donohue	19,500	42 0 0	.....	4,000	16,000	31 5 0	" "	" "
342	Broken Plains No. 2	J. Webster	16,500	32 0 0	500	.....	16,000	31 10 6	" "	" "
343	Bulgeraga	A. Cruickshank	28,600	56 0 0	900	.....	16,000	30 5 0	" "	" "
344	Embie	S. Elliott	17,350	40 0 0	600	.....	16,000	35 0 0	" "	" "
345	Gandymungydell	P. C. Donohue	20,000	42 0 0	.....	4,000	16,000	35 5 0	" "	" "
346	Guabothoo	J. M. M'Quade	13,750	30 0 0	.....	2,500	16,000	30 0 0	" "	" "
347	Marthagy or Woran Waterhole	J. Jones & E. Byrnes	15,000	30 0 0	450	.....	16,000	30 11 0	" "	" "
348	New Collembarawang No. 2	J. Richmond	14,700	20 0 0	.....	1,000	16,000	32 0 0	" "	" "
349	" No. 3	"	13,000	15 0 0	.....	1,000	16,000	30 0 0	" "	" "
350	New Collyburrell No. 2	"	19,000	30 0 0	.....	3,000	16,000	30 0 0	" "	" "
351	New Myregall	R. Robertson	14,000	25 0 0	.....	2,250	16,000	30 10 0	" "	" "
352	New Tenandra No. 2	J. Richmond	7,250	10 0 0	.....	1,000	16,000	32 0 0	" "	" "
353	" No. 3	"	16,000	25 0 0	.....	2,250	16,000	30 0 0	" "	" "
354	" No. 4	"	16,000	12 0 0	.....	1,500	16,000	31 0 0	" "	" "
355	New Wallenarime	E. M'Guire	16,000	15 0 0	.....	2,000	16,000	30 0 0	*1 Jan., 1871	31 Dec., 1875.
356	Quilbone	M. P. & B. Veech	12,000	30 0 0	.....	2,500	16,000	30 0 0	" 1876	" 1880.
357	Tamerybundy	P. O'Donohue	19,500	40 0 0	.....	4,000	16,000	31 5 0	" "	" "
358	Upper Bourbah	W. M. Connell	17,000	20 0 0	.....	2,000	16,000	35 0 0	" "	" "
359	Upper Junction	M. P. & B. Veech	20,000	50 0 0	.....	4,000	16,000	32 15 0	" "	" "
360	Upper Merry Merry	W. M. Connell	19,000	25 0 0	.....	2,000	16,000	30 0 0	" "	" "

Held at old rates from year to year, pending receipt of appraisement.

1057

No. in Run Register.	Run.	Lessee.	Estimated area under existing tenure.	Present annual rental.	Estimated grazing capabilities in an unimproved state.		Estimated area under original tenure.	Old rental and assessment.	Date of commencement of present tenure.	Term of tenure.
					Cattle.	Sheep.				
		DISTRICT OF BLIGH—*continued.*								
			acres	£ s. d.			acres	£ s. d.		
361	Willera	John Flynn	13,300	46 0 0	600	.....	16,000	30 0 0	1 Jan., 1876	31 Dec., 1880.
362	Willewa	,,	12,500	45 0 0	600	.....	16,000	30 0 0	,, ,,	,, ,,
363	Gidginbilla East	W. Alison	25,000	85 0 0	.....	7,000	Sub-division of Bullorora, No. 83		,, ,,	,, ,,
364	Boothaguy	G. Rouse	5,000	10 0 0	120	.....	.....	.....	,, 1872	,, 1876.
365	Colomy	W. L. Stevenson	14,500	25 0 0	350	.....	16,000	32 10 0	,, ,,	,, ,,
366	Coonamble North	E. Keep, F. Day, & W. M. Ronald	11,500	10 0 0	100	.....	.....	.....	,, ,,	,, ,,
368	East Kidgar	Alfred Barden	11,300	31 0 0	350	.....	16,000	31 0 0	,, ,,	,, ,,
369	Eulawang	H. R. C. Bird	5,000	15 0 0	.....	1,500	.....	.....	,, ,,	,, ,,
371	Gunnebong	John Jones	16,000	30 0 0	.....	1,500	16,000	30 0 0	,, ,,	,, ,,
373	Kialgara	The Australian Joint Stock Bank	30,000	35 0 0	.....	2,000	16,000	45 0 0	,, ,,	,, ,,
374	New Geary	M. C. Machardy	47,500	32 0 0	.....	2,500	16,000	30 0 0	,, ,,	,, ,,
375	The Beabone Waterhole	J. B. Rundle & E. Parsons	16,000	25 0 0	300	.....	15,000	31 0 0	,, ,,	,, ,,
376	The Bobong Swamp	J. Jones	16,500	25 0 0	.....	1,500	16,000	33 0 0	,, ,,	,, ,,
377	The Box-tree Hole	,,	13,500	20 0 0	.....	1,200	16,000	33 0 0	,, ,,	,, ,,
380	Warran Downs	R. G. Higgins	30,200	45 0 0	.....	3,500	.....	.....	,, ,,	,, ,,
381	West Kidgar	A. Barden	11,700	31 0 0	350	.....	16,000	31 0 0	,, ,,	,, ,,
382	Guabothoo No. 2	The Australian Mortgage, Land, & Finance Company of Melbourne.	13,200	20 0 0	300	.....	16,000	30 0 0	,, ,,	,, ,,
384	Bulgah	W. Alison	16,000	45 0 0	.....	4,000	16,000	45 0 0	,, 1873	,, 1877.
385	Combogolang	H. Bell	17,500	45 0 0	600	.....	16,000	45 0 0	,, ,,	,, ,,
386	Cooyah Warrah	W. Alison	13,000	30 0 0	.....	2,500	16,000	30 0 0	,, ,,	,, ,,
387	Cowell Munyan	J. Jones	13,600	30 0 0	.....	2,500	16,000	30 0 0	,, ,,	,, ,,
388	Dahomey	W. Alison	16,400	30 0 0	.....	2,500	16,000	30 0 0	,, ,,	,, ,,
389	Merigal Back Run	J. Jones	16,000	35 0 0	.....	3,000	16,000	30 0 0	,, ,,	,, ,,
390	Merriossay	W. Alison	15,100	30 0 0	.....	2,500	16,000	30 0 0	,, ,,	,, ,,
391	New Bundilla	H. R. C. Bird	16,000	25 0 0	.....	2,000	16,000	30 0 0	,, ,,	,, ,,
392	Old Harbour	J. S. Smith	17,500	28 0 0	No	report	.....	.....	1 April, 1874	31 Mar., 1879.
393	Turidgerie North	R. G. M'Marris & J. Colwell	18,500	29 0 0	500	.....	32,000	.....	,, ,,	,, ,,
394	Pretty Plains North	J. Hughes & M. E. Maher	6,500	17 10 0	No	report	.....	.....	1 Jan., 1875	31 Dec., ,,
395	Back Tenandra	The Australian Joint Stock Bank	16,000	20 0 0	200	.....	.....	.....	,, ,,	,, ,,
Vol. 3.										
394	Castlereagh	J. R. Johnstone	5,720	18 0 0	.....	1,200	.....	.....	,, 1876	,, 1880.
395	Goan Creek	The Commercial Banking Company	20,000	16 0 0	.....	2,000	.....	.....	,, ,,	,, ,,
396	New Balladoran	Manwaran Green	20,000	15 0 0	.....	1,500	.....	.....	,, ,,	,, ,,
397	Upper Boomely	W. Miller & W. Bloomfield	15,800	37 0 0	.....	3,000	.....	.....	,, ,,	,, ,,
398	Four-mile Creek	J. M'Cubbin	10,000	10 0 0	.....	1,000	.....	.....	,, ,,	,, ,,
399	Marten's Green	Seymour Denman	19,000	18 0 0	.....	4,000	.....	.....	,, ,,	,, ,,
400	South Bulladoran	Alfred Stokes & J. Strickland	18,000	30 5 0	No	report	.....	.....	,, 1874	Annual until appraised.
401	Back Breelong	M. C. Machardy	50,000	30 2 0	No	report	.....	.....	,, ,,	,,
402	Back Gidgenboyne	,,	17,000	10 0 0	.....	1,000	.....	.....	,, 1876	31 Dec., 1880.
403	Back Mundoran	,,	17,000	10 0 0	.....	1,000	.....	.....	,, ,,	,, ,,
404	Walla Walla	The Commercial Banking Company	10,000	10 0 0	.....	2,000	.....	.....	,, ,,	,, ,,
405	Back Burway	,,	22,000	30 0 0	.....	1,500	.....	.....	,, ,,	,, ,,
406	Bangalore	D. Cohen, L. W. Levy, G. J. Cohen, & M. Cohen	8,000	30 0 0	No	report	.....	.....	,, 1874	Annual until appraised.
407	Dewar Ridges	J. H. Stewart	*20,000	15 0 0	.....	2,000	.....	.....	,, 1876	31 Dec., 1880.
408	North Moonul	Eliza Dulhunty	16,000	30 0 0	No	report	.....	.....	,, 1875	Annual until appraised.
409	Upper Bundigo	J. M. & W. M. Irving	30,000	35 0 0	No	report	.....	.....	,, ,,	,,
410	North Tucklan	Gerald Spring	16,000	30 1 0	No	report	.....	.....	1 April, 1875	,,
385	No. of Runs.	Total	6,857,300	13,618 18 0	68,610	771,970	6,059,091	12,684 16 7		

* All the frontage to Talbragar now selected.

No. in Run Register.	Run.	Lessee.	Estimated area under existing tenure.	Present annual rental.	Estimated grazing capabilities in an unimproved state.		Estimated area under original tenure.	Old rental and assessment.	Date of commencement of present tenure.	Term of tenure.
					Cattle.	Sheep.				
		DISTRICT OF CLARENCE.	acres	£ s. d.			acres	£ s. d.		
1	Kangaroo Creek	Peter Shea	22,780	25 0 0	1,000	.....	8,600	38 2 6	1 Jan., 1873 ...	31 Dec., 1877.
2	Coldstream South	The Australian Joint Stock Bank	8,760	20 0 0	800	.....	10,240	30 0 0	" " ...	" "
3	Coldstream	"	5,420	10 0 0	200	.....	7,480	22 3 9	" " ...	" "
4	Quiarigo	William Small	13,440	30 0 0	1,000	.....	13,440	32 0 0	" " ...	" "
5	Glen Righ East	J. H. Munro	22,400	25 0 0	1,000	.....	28,400	40 0 0	" " ...	" "
6	Taloumbi	The Australian Joint Stock Bank	12,113	20 0 0	800	.....	18,000	31 0 0	" " ...	" "
7	Ermington	C. G. Tindal	37,330	45 0 0	1,500	.....	24,960	61 15 8	" " ...	" "
8	Somervale	The Australian Joint Stock Bank	5,760	12 0 0	300	.....	5,760	24 0 0	1 Jan., 1875 ...	" 1879.
9	Glenugie	Samuel Cohen	30,853	33 0 0	1,500	.....	28,800	55 10 0	" 1873 ...	" 1877.
10	Sherwood	J. S. M'Dougall	28,800	28 0 0	1,000	.....	30,000	35 0 0	" " ...	" "
11	Levenstrath	J. H. Munro	15,964	15 0 0	900	.....	20,480	40 0 0	" " ...	" "
12	Maryville	The Australian Joint Stock Bank	17,820	30 0 0	1,000	.....	17,920	30 8 0	" " ...	" "
13	Cunglebung	Norman M'Lean & John Cowan	24,960	30 0 0	1,500	.....	24,960	61 6 3	" " ...	" "
14	Little River	J. K. Howe	15,300	10 0 0	600	.....	Subdivision of Cunglebung.		" " ...	" "
15	Geergorow	G. W. Neale	34,020	35 0 0	1,500	.....	24,320	40 0 0	" " ...	" "
16	Nymboidia	Stephen Buchan	47,170	33 0 0	1,200	.....	40,000	45 3 2	" " ...	" "
17	Eastonswill	G. & W. C. R. Mylne	35,630	25 0 0	800	.....	27,350	73 15 0	" " ...	" "
18	Ramornie	C. G. Tindall	56,320	110 0 0	3,000	.....	51,200	99 16 3	" " ...	" "
19	Gordon Brook	H. Barnes & T. H. Smith	35,690	110 0 0	3,000	.....	37,000	80 0 0	" " ...	" "
20	Tempe	" "	13,701	23 0 0	800	.....	16,500	46 5 0	" " ...	" "
21	Dome Mountain	" "	20,640	32 0 0	1,200	.....	25,500	78 7 6	" " ...	" "
22	Mongogory	W. & F. Fanning	62,450	80 0 0	2,000	.....	48,400	70 0 0	" " ...	" "
23	York	Griffiths & W. & F. Fanning	59,100	70 0 0	1,500	.....	64,000	323 15 0	" " ...	" "
24	Wooroowoolgan	" "	68,453	160 0 0	3,000	.....	64,000	373 15 0	" " ...	" "
25	Camden Valley	" "	8,320	10 0 0	200	.....	16,000	30 0 0	" " ...	" "
26	Wyundah	" "	71,222	125 0 0	2,000	.....	64,000	250 0 0	" " ...	" "
27	Runnymede	Emily Atkinson	27,535	50 0 0	1,000	.....	57,600	435 12 6	" " ...	" "
28	Kyogle	Alexander M'Kellar	28,000	21 10 0	4,500	.....	30,720	61 17 6	" " ...	" "
29	Ellerby	Emily Atkinson	18,800	35 0 0	1,000	.....	20,000	73 15 0	" " ...	" "
30	Wiangaree	W. C. Bundock	32,832	120 0 0	3,000	.....	22,400	185 12 6	" " ...	" "
31	Lismore	Mary Girard	24,666	15 0 0	1,200	.....	23,040	185 12 6	" " ...	" "
33	Virginnia	Emily Atkinson	11,337	10 0 0	300	.....	16,000	61 17 6	" " ...	" "
34	Tunstall	Edward Flood	11,700	10 0 0	No report.		19,000	61 17 6	" " ...	" "
35	Nimben	"	20,320	30 0 0	800	.....	20,000	32 10 0	" " ...	" "
36	Heifer Station	"	22,350	10 0 0	300	.....	22,400	66 11 3	" " ...	" "
37	Blake's Creek	John & William Zuille, junr.	12,500	20 0 0	600	.....	15,000	26 0 0	" " ...	" "
38	Lanark Lodge	D. D. M'Bride	14,403	18 0 0	600	.....	15,000	42 10 0	" " ...	" "
39	Double Duke	The Commercial Bank	10,160	15 0 0	500	.....	10,000	30 0 0	" " ...	" "
40	Logan	"	6,400	15 0 0	250	.....	64,000	30 0 0	" " ...	" "
41	Cassino	Adelaide Irving	Nearly all alienated.	10 0 0	Nil.	.....	15,000	250 0 0	" " ...	" "
42	Ashby	The Commercial Bank	64,000	75 0 0	4,000	.....	64,000	185 12 6	" " ...	" "
43	Bungawaulhin	"	64,000	140 0 0	4,500	.....	64,000	280 18 9	" " ...	" "
44	Ellangowan	"	95,080	75 0 0	4,500	.....	96,000	154 13 9	" " ...	" "
45	Traveller's Rest	"	15,660	20 0 0	700	.....	16,000	40 0 0	" " ...	" "
46	Rivertree East	C. H. E. Chauvel	30,720	20 0 0	700	.....	30,000	32 10 0	" 1874 ...	" 1878.
47	Bookookoorara	William Pascoe	24,400	27 0 0	900	.....	20,000	30 0 0	" " ...	" "
48	Callyn	H. Smith	25,600	40 0 0	1,000	.....	20,000	30 0 0	" " ...	" "
49	Tabulam East	C. G. T. Chauvel	33,840	50 0 0	1,200	.....	20,000	80 0 0	" " ...	" "
50	Camira	Henry Bell	38,000	130 0 0	3,000	.....	38,000	185 12 6	" " ...	" "
51	Slieve Na Moon	William Small	9,600	11 0 0	300	.....	16,000	31 0 0	" " ...	" "
52	Yulgilbar East	E. D. S. Ogilvie	75,173	100 0 0	2,500	.....	58,000	354 3 9	" " ...	" "
53	St. Cloud's	Isaac and Wellington Brown	25,600	30 0 0	800	.....	25,640	22 10 0	" " ...	" "

No. in Run Register.	Run.	Lessee.	Estimated area under existing tenure.	Present annual rental.	Estimated grazing capabilities in an unimproved state.		Estimated area under original tenure.	Old rental and assessment.	Date of commencement of present tenure.	Term of tenure.
					Cattle.	Sheep.				
		DISTRICT OF CLARENCE—*continued.*								
			acres	£ s. d.			acres	£ s. d.		
54	Curldural	W. Rhodes	12,800	30 0 0	400	.....	19,200	30 0 0	1 Jan., 1874 ...	31 Dec., 1878.
56	Acacia Creek	J. De V. Lamb	29,960	62 10 0	400	.....	16,000	31 0 0	„ 1876 ...	„ 1878.
57	Bunalko or Duck Creek	M. C. Machardy	86,400	130 0 0	4,000	.....	76,800	190 0 0	„ „ ...	„ „
58	Broadmeadows	The Commercial Bank	17,880	50 0 0	1,000	.....	12,000	61 17 6	„ „ ...	„ „
59	Cungi	C. J. Walker	15,630	25 0 0	1,000	.....	8,000	38 2 6	„ „ ...	„ „
60	Dyraaba	H. Barnes & T. H. Smith	28,548	70 0 0	1,800	.....	19,200	100 0 0	„ „ ...	„ „
61	Ettrick Forest	„ „	41,246	110 0 0	3,500	.....	30,000	185 12 6	„ „ ...	„ „
62	Fairfield	M., G., & A. Smith & G. Ware	28,990	40 0 0	1,000	.....	15,840	33 8 9	„ „ ...	„ „
63	Frocester	J. G. & J. W. Dickson	44,980	115 0 0	3,500	.....	32,000	40 0 0	„ „ ...	„ „
64	Head of Richmond	J. H. Sherwood	7,680	20 0 0	500	.....	13,440	30 0 0	„ „ ...	„ „
65	Keelgyrah	W. C. Bundock	16,967	35 0 0	2,500	.....	19,200	73 15 0	„ „ ...	„ „
66	Koorelah	The Mercantile Bank	69,640	155 0 0	4,500	.....	30,040	73 15 0	„ „ ...	„ „
67	Newton Boyd	The Bank of New South Wales	31,947	50 0 0	2,000	.....	32,000	100 0 0	„ „ ...	„ „
68	Rocky River	The City Bank	24,320	40 0 0	1,500	.....	14,400	31 0 0	„ 1872 ...	„ 1876.
69	Roseberry	G. R. Griffiths & W. & F. Fanning	21,438	60 0 0	1,500	.....	16,000	73 15 0	„ 1876 ...	„ 1880.
70	Sandilands	M. C. Machardy	39,040	80 0 0	2,500	.....	16,000	40 0 0	„ „ ...	„ „
71	Stratheden	H. Barnes & T. H. Smith	11,180	11 0 0	500	.....	28,549	133 15 0	„ „ ...	„ „
72	Tabulam West	C. G. T. Chauvel	37,185	32 0 0	2,000	.....	30,000	70 0 0	„ „ ...	„ „
73	Tooloom	The Bank of New South Wales	36,300	92 10 0	2,500	.....	47,000	80 0 0	„ „ ...	„ „
74	Wiangaree West	W. C. Bundock	9,600	45 0 0	1,500	.....	9,600	61 17 6	„ „ ...	„ „
75	Woodenbong	The Bank of New South Wales	28,900	100 0 0	2,500	.....	25,000	110 0 0	„ „ ...	„ „
76	Yulgilbar West	E. D. S. Ogilvie	49,352	100 0 0	2,000	.....	156,800	364 4 3	„ „ ...	„ „
77	Maryland	M. H. Marsh	52,527	100 0 0	500	.....	100,000	200 0 0	„ „ ...	„ „
78	Boorook	Robert Logan	49,280	75 0 0	2,500	.....	15,000	31 0 0	„ 1872 ...	„ 1876.
79	Cheviot's Hills North	Henry Smith	19,840	30 0 0	750	.....	16,000	32 0 0	„ „ ...	„ „
80	„ South	Merton Smith	17,920	19 0 0	600	.....	16,000	32 0 0	„ „ ...	„ „
81	Millera	Alexander Stuart	35,200	65 0 0	1,300	.....	16,000	30 0 0	„ „ ...	„ „
82	Newbold Grange	C. J. Walker	52,280	90 0 0	2,500	.....	35,000	62 10 0	„ „ ...	„ „
83	Ogilvie's Cattle Station	W. & E. D. S. Ogilvie	10,140	14 0 0	300	.....	15,300	92 16 3	„ „ ...	„ „
84	Southgate	John Zuile	3,400	10 0 0	200	.....	10,000	38 2 6	„ „ ...	„ „
85	Undercliff	A. K. Cullen	28,500	50 0 0	1,300	.....	16,000	30 0 0	„ „ ...	„ „
86	Wintervale	James Sweeney	19,200	30 0 0	800	.....	.....	.....	„ „ ...	„ „
87	Upper Walumbar	W. J. & T. Watson	16,000	10 0 0	No	report	.....	.....	„ 1875 ...	„ 1879.
88	Marydale	The Australian Joint Stock Bank	16,000	12 0 0	500	.....	.....	.....	„ 1872 ...	„ 1876.
91	Matildadale	„ „	12,800	12 0 0	250	.....	.....	.....	„ 1876 ...	„ 1880.
92	Rivertree West	A. K. Cullen	17,280	40 0 0	1,200	.....	Subdivision of old run Rivertree		„ 1874 ...	„ 1878.
93	Langwell	H. Barnes & T. H. Smith	14,080	22 0 0	500	.....	14,000	32 0 0	„ „	„ „
94	Tyalgrun	S. W. Gray & J. Bray	40,000	10 0 0	No	report	.....	.....	„ „	„ „
95	Chandler's Creek	James Sweeny	16,000	20 0 0	800	.....	Subdivision of Little River.		„ 1873 ...	„ 1877.
96	Little Nymboidia	Peter Shea	4,480	10 0 0	No	report	.....	.....	„ 1872 ...	„ 1876.
97	Newfoundland	A. A. Develin	10,000	10 0 0	No	report	.....	.....	„ 1875 ...	„ 1879.
98	Walumbar	W. J. & T. Watson	16,000	10 0 0	No	report	.....	.....	„ „ ...	„ „
99	Glen Righ West	G. W. Neale	22,400	25 0 0	1,000	.....	Subdivision of old run Glen Righ.		„ 1873 ...	„ 1877.
100	Bald Hills	W. A. B. Greaves	37,500	45 0 0	1,500	.....	50,000	100 0 0	„ 1876 ...	„ 1880.
101	Bielsdoune Creek	J. Macleod	16,000	10 0 0	No	report	.....	.....	1 April, 1873 ...	31 March, 1878.
102	Borstobuck	E. S. Edwards	20,400	30 0 0	800	.....	16,000	31 2 0	1 Jan., 1876 ...	31 Dec., 1880.
103	Guy Faux River	C. Parke	29,455	40 0 0	2,000	.....	22,400	59 0 8	„ „ ...	„ „
104	Greenwich	W. Freeman	7,610	22 10 0	400	.....	15,000	33 8 9	„ „ ...	„ „
105	Glen Fernaigh	R. Hargrave	9,560	20 0 0	500	.....	25,000	40 0 0	„ „ ...	„ „
106	Tyringham	J. Perrott	18,480	30 0 0	700	.....	30,360	40 0 0	„ „ ...	„ „
107	Walgoola	Thomas Small	25,000	40 0 0	No	report	.....	.....	„ 1875 ...	„ 1879.
108	Glen Rock	J. K. Howe	See Little River.	10 0 0	No	report	Subdivision of Little River.		„ 1873 ...	„ 1877.
104	No of Runs	Total	2,831,605	4,607 10 0	134,550	.....	2,614,239	7,818 3 9		

No. in Run Register.	Run.	Lessee.	Estimated area under existing tenure.	Present annual rental.	Estimated grazing capabilities in an unimproved state.		Estimated area under original tenure.	Old rental and assessment.	Date of commencement of present tenure.	Term of tenure.
					Cattle.	Sheep.				
		DISTRICT OF DARLING.	acres.	£ s. d.			acres.	£ s. d.		
1	Fluco	W. L. & R. T. Reid	63,000	70 0 0	.....	3,000	.....	.....	1st Jan., 1875...	31st Dec., 1879.
2	Boliva	Henry Pearse	63,000	10 0 0	No	report	.....	.....	1st Oct., 1872...	30th Sept., 1877.
3	Toorincaca	W. L. & R. T. Reid	63,000	30 0 0	.....	1,500	.....	.....	1st Jan., 1875...	31st Dec., 1879.
4	Porcupine	"	63,000	20 0 0	.....	1,000	.....	.....	" " ...	" "
5	East Wamba	"	63,000	40 0 0	.....	2,000	64,000	30 0 0	" " ...	" "
6	Garnpung	W. Taylor & J. Bertram	86,000	75 0 0	.....	3,000	86,400	30 0 0	" " ...	" "
7	Mulurula	The Trust and Agency Company of Australasia (Limited)	86,000	35 0 0	.....	3,000	.....	.....	" " ...	" "
8	South Talyawalka	J. J. Phelps	70,000	45 0 0	.....	2,500	64,000	30 0 0	" " ...	" "
9	Panban	"	61,440	40 0 0	.....	2,000	61,440	30 0 0	" " ...	" "
10	Willilba	W. Webster	76,640	60 0 0	.....	3,000	76,800	30 0 0	" " ...	" "
11	Toylambool	"	61,400	85 0 0	.....	3,000	113,600	30 0 0	" " ...	" "
12	North Sahara	James Tyson	64,000	80 0 0	.....	4,000	64,000	30 0 0	" " ...	" "
13	Sahara	"	64,000	90 0 0	.....	4,000	64,000	30 0 0	" " ...	" "
14	Sahara No. 2	"	52,480	65 0 0	.....	3,000	42,240	30 0 0	" " ...	" "
15	Eastern Tarcoola	J. L. Phelps	30,000	10 0 0	.....	1,000	32,000	30 0 0	" " ...	" "
16	Bulabula	Jessie Macdonald, E. M. Bagot, & W. H. Charnock	24,000	10 0 0	No	report	44,800	30 10 0	1st Oct., 1871...	31 Sept., 1876.
17	Birrie	" " "	30,000	10 0 0	.....	.....	44,800	30 10 0	" " ...	" "
18	Cutpy	" " "	51,000	15 0 0	.....	1,000	.....	.....	1st Jan., 1875...	31 Dec., 1879.
19	Tulrigo	" " "	65,000	25 0 0	.....	1,000	.....	.....	" " ...	" "
20	Arumpo	" " "	64,000	50 0 0	.....	2,500	64,000	30 0 0	" " ...	" "
21	Buragy	" " "	64,000	70 0 0	.....	3,500	64,000	30 0 0	" " ...	" "
22	Merowa	W. J. T. Clarke	74,000	50 0 0	.....	3,000	76,800	30 0 0	" " ...	" "
23	Back of Turlee	"	25,600	50 0 0	.....	2,000	32,000	30 0 0	" " ...	" "
24	Gal Gal Range	J. H. Patterson	144,000	100 0 0	.....	4,000	144,000	30 0 0	" " ...	" "
25	Outer Paringi	P. M'Farlane	72,000	25 0 0	.....	1,000	.....	.....	" " ...	" "
26	Golgalan	J. H. Patterson	65,000	60 0 0	.....	2,500	65,280	30 0 0	" " ...	" "
27	Woolpagerie	H. Cuningham	92,000	40 0 0	.....	3,000	.....	.....	" " ...	" "
28	Rainding	P. H. Gell & J. Whyte	32,000	30 0 0	320	.....	32,000	30 5 0	" " ...	" "
29	Manee	F. T. James & R. Williamson	64,000	15 0 0	Nil	.....	.....	.....	" " ...	" "
30	West Yarballa	"	66,000	15 0 0	Nil	.....	.....	.....	" " ...	" "
31	West Popiga	"	64,000	15 0 0	Nil	.....	.....	.....	" " ...	" "
32	Urutah North	James Pile	28,000	45 0 0	.....	2,000	51,200	180 0 0	" " ...	" "
33	Urutah West	William M'Lean	38,000	100 0 0	.....	4,000	.....	.....	" " ...	" "
34	Kitcho	Peter Tyson	64,000	75 0 0	.....	4,000	.....	.....	" " ...	" "
35	Bomarthong	"	64,000	75 0 0	.....	4,000	.....	.....	" " ...	" "
36	Benelkey	"	64,000	80 0 0	.....	4,000	.....	.....	" " ...	" "
37	Culpaterong	George Fairbairn	64,000	75 0 0	.....	4,000	.....	.....	" " ...	" "
38	Yelkeer	"	64,000	75 0 0	.....	4,000	.....	.....	" " ...	" "
39	Dolmoreve	"	64,000	75 0 0	.....	4,000	.....	.....	" " ...	" "
40	Chnowa	"	62,000	75 0 0	.....	4,000	.....	.....	" " ...	" "
41	Til Til	"	64,000	50 0 0	.....	3,000	.....	.....	" " ...	" "
42	Yhoul	"	64,000	50 0 0	.....	3,000	.....	.....	" " ...	" "
43	Kilon	James Pile	38,000	90 0 0	.....	4,000	.....	.....	" " ...	" "
44	Westbrook	Late F. A. Stratford	47,000	100 0 0	.....	4,000	44,800	261 11 6	" " ...	" "
45	Yarballa	W. T. James & R. Williamson	20,000	50 0 0	320	.....	64,000	161 11 6	" " ...	" "
46	Scrub Run, Block No. 2	Late F. A. Stratford	39,000	30 0 0	.....	1,500	48,000	30 0 0	" " ...	" "
47	Scrub Run, Block No. 3	"	66,500	30 0 0	.....	1,500	83,200	30 0 0	" " ...	" "
48	Scrub Run, Block No. 4	"	88,700	65 0 0	.....	3,000	107,520	30 0 0	" " ...	" "
49	Scrub Run, Block No. 5	"	103,000	50 0 0	.....	2,000	103,040	30 0 0	" " ...	" "
50	Scrub Run, Block No. 6	"	103,000	80 0 0	.....	3,500	103,040	30 0 0	" " ...	" "
51	Scrub Run, Block No. 8	"	85,800	25 0 0	.....	1,000	101,760	30 0 0	" " ...	" "
52	Scrub Run, Block No. 9	"	91,500	25 0 0	.....	1,000	91,520	30 0 0	" " ...	" "

No. in Run Register.	Run.	Lessee.	Estimated area under existing tenure.	Present annual rental.	Estimated grazing capabilities in an unimproved state.		Estimated area under original tenure.	Old rental and assessment.	Date of comencement of present tenure.	Term of tenure.
					Cattle.	Sheep.				
		DISTRICT OF DARLING—*continued.*								
			acres	£ s. d.			acres	£ s. d.		
53	Scrub Run, Block No. 10	Late F. A. Statford	64,000	25 0 0	.....	1,000	83,200	30 0 0	1 Jan., 1875 ...	31 Dec., 1879.
54	Darling, Block D	H. Cuningham & J. K. Smyth	33,200	45 0 0	.....	2,000	32,000	35 0 0	„ „ ...	„ „
55	Palinoa	D. & D. H. Cudmore	17,500	40 0 0	.....	2,000	.....	.....	„ „ ...	„ „
56	Popilta	F. T. James & R. Williamson	52,000	100 0 0	960	.....	.....	.....	„ „ ...	„ „
57	Balurung	Bank of New South Wales	58,560	100 0 0	.....	4,000	20,480	41 17 6	„ 1876 ...	„ 1880.
58	Bengallow	John Whyte	37,960	120 0 0	.....	4,000	32,000	40 0 0	„ „ ...	„ „
59	Cooncoonbera	James Tyson	44,800	60 0 0	.....	2,000	38,400	74 5 0	„ „ ...	„ „
60	Juanbung	„	20,760	40 0 0	.....	1,500	26,880	74 5 0	„ „ ...	„ „
61	Juanbung, Back Run	„	252,000	440 0 0	.....	10,000	204,800	140 15 0	„ „ ...	„ „
62	Kungaie	W. J. T. Clarke	17,560	35 0 0	.....	1,500	25,000	45 4 0	„ „ ...	„ „
63	Manie, Lower	„	18,480	50 0 0	.....	2,000	21,760	35 0 0	„ „ ...	„ „
64	Mallee Cliffs	P. M'Farlane & K. M'Donald	31,360	70 0 0	.....	2,000	20,480	40 0 0	„ „ ...	„ „
65	Meilman	The Trust and Agency Company of Australasia, Limited	38,080	100 0 0	.....	3,000	38,400	54 0 0	„ „ ...	„ „
66	Paika	W. Webster	24,150	50 0 0	.....	2,000	27,520	74 5 0	„ „ ...	„ „
67	Burtundy South	Jessie Macdonald, E. M. Bagot, & W. H. Charnock	19,300	40 0 0	.....	1,500	23,040	34 0 0	„ „ ...	„ „
68	Burtundy North	„ „ „	15,320	40 0 0	.....	1,500	23,040	.....	„ „ ...	„ „
69	Pooncaree	J. L. Phelps	24,640	50 0 0	.....	2,000	30,000	46 0 0	„ „ ...	„ „
70	Tapio	T. C. Brooke	37,880	75 0 0	.....	2,000	30,720	30 4 0	„ „ ...	„ „
71	Tarcoola	J. L. Phelps	30,020	60 0 0	.....	2,000	30,000	46 0 0	„ „ ...	„ „
72	Tiltao	T. C. Brooke	30,410	110 0 0	.....	4,000	30,720	30 4 0	„ „ ...	„ „
73	Turlee	E. Cohen & J. F. Maguire	28,160	65 0 0	.....	2,000	20,000	50 0 0	„ „ ...	„ „
74	Toorong	James Tyson	35,200	55 0 0	.....	2,000	46,080	38 0 0	„ „ ...	„ „
75	Manie Upper	W. J. T. Clarke	23,680	60 0 0	.....	2,000	22,400	35 0 0	„ „ ...	„ „
76	Yarrowal, Back Run	W. Webster	112,640	100 0 0	.....	4,000	99,840	94 10 0	„ „ ...	„ „
77	Yarrowal	„	56,940	80 0 0	.....	3,000	80,000	120 10 0	„ „ ...	„ „
78	Outer Willotia	James Pile	74,240	80 0 0	.....	4,000	76,800	30 10 0	„ „ ...	„ „
79	Outer Yaltolka	„	91,520	100 0 0	.....	4,000	91,520	30 10 0	„ „ ...	„ „
80	Bintullia	Joseph Dunne	83,000	195 0 0	.....	7,000	83,200	30 0 0	„ „ ...	„ „
81	Eurilla	John Crozier	80,640	110 0 0	.....	4,000	64,000	30 0 0	„ „ ...	„ „
82	Illawla	D. & D. H. Cudmore	24,800	30 0 0	.....	1,000	51,200	30 4 0	„ „ ...	„ „
83	Waltragile	J. Crozier, sen.	32,500	25 0 0	.....	1,000	32,000	30 10 0	„ „ ...	„ „
84	Kungaie Plains	W. J. T. Clarke	26,400	20 0 0	.....	1,000	32,000	30 8 0	„ „ ...	„ „
85	Kungaie Plains West	„	37,800	20 0 0	.....	1,000	32,000	30 8 0	„ „ ...	„ „
86	Mount Dispersion, North-east	John Whyte	73,000	45 0 0	.....	4,000	.....	.....	„ 1872 ...	„ 1876.
87	North Mundonah	W. Taylor	62,720	10 0 0	.....	1,000	.....	.....	„ „ ...	„ „
88	Blenalben No. 3	J. J. Phelps	27,000	13 0 0	.....	2,000	.....	.....	„ „ ...	„ „
89	Blenalben No. 4	„	58,000	30 0 0	.....	3,000	.....	.....	„ „ ...	„ „
90	Bruce's Plains No 1	„	25,000	40 0 0	.....	4,000	.....	.....	„ „ ...	„ „
91	East Albermale, Block C	„	64,000	33 0 0	.....	3,000	.....	.....	„ „ ...	„ „
92	Gulthul	John Whyte	51,360	35 0 0	.....	3,000	.....	.....	„ „ ...	„ „
93	Inner or West Terryawyna	A. J. L. Learmonth	42,200	35 0 0	.....	3,500	64,000	30 0 0	„ „ ...	„ „
94	Mourte	W. L. & R. T. Reid	32,000	10 0 0	.....	1,000	.....	.....	„ „ ...	„ „
95	Mundonah	John Whyte	62,720	10 0 0	.....	1,000	.....	.....	„ „ ...	„ „
96	North Gulthul	„	62,720	20 0 0	.....	2,000	.....	.....	„ „ ...	„ „
97	South Terryaweyna	A. J. L. Learmonth	16,000	10 0 0	.....	1,000	.....	.....	„ „ ...	„ „
98	Terryaweyna	„	64,000	100 0 0	.....	6,000	64,000	30 0 0	„ „ ...	„ „
99	West Mallara	J. T. & R. Gibson	39,000	10 0 0	.....	1,000	44,800	25 0 0	„ 1874 ...	„ 1878.
100	Clare A	William Campbell	64,000	70 0 0	.....	4,000	.....	.....	„ 1875 ...	„ 1879.
101	„ B	„	63,960	60 0 0	.....	4,000	.....	.....	„ „ ...	„ „
102	„ C	„	64,000	60 0 0	.....	3,000	.....	.....	„ „ ...	„ „
103	North Clare A	„	64,000	120 0 0	.....	5,000	.....	.....	„ „ ...	„ „
104	„ B	„	64,000	80 0 0	.....	4,000	.....	.....	„ „ ...	„ „

No. in Run Register.	Run.	Lessee.	Estimated area under existing tenure.	Present annual rental.	Estimated grazing capabilities in an unimproved state.		Estimated area under original tenure.	Old rental and assessment.	Date of commencement of present tenure.	Term of tenure.
					Cattle.	Sheep.				
		DISTRICT OF DARLING—*continued.*								
			acres	£ s. d.			acres	£ s. d.		
105	East Tarcoola	W. Taylor & J. Bertram	54,000	10 0 0	.....	1,000	.....	.....	1 Jan., 1873	31 Dec., 1877.
106	Outer Back Bullanmong	J. Macdonald, E. M. Bagot, & W. H. Charnock	45,000	20 0 0	.....	1,000	.....	.....	,, 1876	,, 1880.
107	East Tarcoola, Block A	W. Taylor & J. Bertram	61,000	25 0 0	.....	1,500	.....	.....	,, 1875	,, 1879.
108	Outer Back Tarcoola, Block A	J. J. Phelps	57,600	35 0 0	.....	1,500	.....	.....	,, ,,	,, ,,
109	,, Block B	,,	66,000	40 0 0	.....	1,500	.....	.....	,, ,,	,, ,,
110	Back Bullanmong, Block A	,,	64,000	15 0 0	.....	1,000	.....	.....	,, 1876	,, 1880.
111	,, Block B	,,	72,000	15 0 0	.....	1,000	.....	.....	,, ,,	,, ,,
112	Bidura West	H. Cuningham & J. K. Smyth	61,000	10 0 0	.....	1,000	.....	.....	,, 1873	,, 1877.
113	Back Prunella, Block A	W. L. & R. T. Reid	50,000	10 0 0	.....	1,000	.....	.....	,, 1874	,, 1878.
114	,, Block B	,,	60,000	10 0 0	No report		.....	.....	1 Oct., 1872	30 Sep., 1877.
115	Blenalben No. 5	J. J. Phelps	32,000	60 0 0	.....	3,000	.....	.....	1 Jan., 1873	31 Dec., 1877.
116	,, No. 6	,,	32,000	50 0 0	.....	2,500	.....	.....	,, ,,	,, ,,
117	Bruce's Plains No. 2	W. L. & R. T. Reid	32,000	60 0 0	.....	3,000	.....	.....	,, ,,	,, ,,
118	,, No. 3	,,	63,000	100 0 0	.....	5,000	.....	.....	,, ,,	,, ,,
119	East Albermarle, Block D	,,	32,000	50 0 0	.....	3,000	.....	.....	,, ,,	,, ,,
120	East Barara	Joseph Barritt	64,000	20 0 0	.....	2,000	.....	.....	,, 1872	,, 1876.
121	,, divide	,,	59,000	10 0 0	No report		.....	.....	1 April, 1872	31 Mar., 1877.
122	Gurpanoola East	,,	60,000	20 0 0	.....	1,500	.....	.....	1 Jan., 1873	30 Sep., 1877.
123	Kilfera, Block A	William Taylor	64,000	70 0 0	.....	4,000	.....	.....	,, ,,	,, ,,
124	,, Block B	,,	64,000	20 0 0	.....	1,000	.....	.....	,, ,,	,, ,,
125	,, Block D	J. Reid & A. S. Balcombe	64,000	80 0 0	.....	4,000	.....	.....	,, ,,	,, ,,
126	,, Block E	William Taylor	64,000	80 0 0	.....	4,000	.....	.....	,, ,,	,, ,,
127	,, Block F	J. Reid & A. S. Balcombe	64,000	35 0 0	.....	2,500	.....	.....	,, ,,	,, ,,
128	,, Block G	William Taylor	64,000	35 0 0	.....	2,500	.....	.....	,, ,,	,, ,,
129	,, Block J	J. Reid & A. S. Balcombe	64,000	10 0 0	.....	1,000	.....	.....	,, ,,	,, ,,
130	,, Block K	,,	64,000	25 0 0	.....	1,000	.....	.....	,, ,,	,, ,,
131	,, Block M	,,	64,000	10 0 0	.....	1,000	.....	.....	,, ,,	,, ,,
132	,, Block N	,,	64,000	60 0 0	.....	3,000	.....	.....	,, ,,	,, ,,
133	,, Block P	,,	64,000	10 0 0	.....	1,000	.....	.....	,, ,,	,, ,,
134	,, Block Q	,,	64,000	60 0 0	.....	3,000	.....	.....	,, ,,	,, ,,
135	Miparo of Manfred East	William Taylor	70,000	60 0 0	.....	3,000	.....	.....	,, ,,	,, ,,
136	,, West	,,	70,000	50 0 0	.....	2,500	.....	.....	,, ,,	,, ,,
137	North Panban	J. J. Phelps	71,360	15 0 0	.....	1,000	.....	.....	,, 1876	31 Dec., 1880.
138	Whitminbah	J. Reid & A. S. Balcombe	64,000	80 0 0	.....	4,000	.....	.....	,, 1873	,, 1877.
139	Kilfera, Block C	The Trust and Agency Company of Australasia (limited)	64,000	10 0 0	No report		.....	.....	1 July, 1872	30 June, 1877.
140	,, Block H	A. Stevenson & W. Strettle	64,000	10 0 0	No report		.....	.....	,, ,,	,, ,,
141	,, Block I	J. Reid & A. S. Balcombe	64,000	10 0 0	No report		.....	.....	1 Jan., 1873	31 Dec., 1877.
142	,, Block L	R. & J. Clark	64,000	10 0 0	No report		.....	.....	1 July, 1872	30 June, 1877.
143	,, Block O	J. Reid & A. S. Balcombe	62,000	15 0 0	.....	1,000	.....	.....	1 Jan., 1873	31 Dec., 1877.
145	Oberwells	J. Whittaker	28,000	15 0 0	No report		.....	.....	1 July, 1873	30 June, 1878.
147	Ana Branch	John Crozier	29,640	90 0 0	.....	3,000	38,000	187 0 0	1 Jan., 1874	31 Dec., 1878.
148	,, East	D. & D. H. Cudmore	60,000	100 0 0	.....	3,000	53,760	95 15 0	,, ,,	,, ,,
149	Barrawanna	W. M'Lean	45,000	60 0 0	.....	2,000	.....	.....	,, ,,	,, ,,
150	Boollonkeena	John Crozier	28,000	22 10 0	.....	2,000	28,800	32 15 0	,, ,,	,, ,,
151	Boundary	J. H. Robertson	20,037	25 0 0	300	.....	45,120	110 0 0	,, ,,	,, ,,
152	Bundawingec	John Crozier	42,000	120 0 0	.....	4,000	40,640	166 0 0	,, ,,	,, ,,
153	Candaba	Joseph Dunne	32,000	30 0 0	.....	1,000	.....	.....	,, ,,	,, ,,
154	East Illawla	D. & D. H. Cudmore	53,000	25 0 0	.....	1,000	.....	.....	,, ,,	,, ,,
155	East Rufus	Late F. A. Stratford	31,000	100 0 0	.....	4,000	33,280	180 0 0	,, ,,	,, ,,
156	Grand Junction	D. & D. H. Cudmore	28,760	120 0 0	.....	4,000	28,800	350 0 0	,, ,,	,, ,,
157	Illingerry	J. Macdonald, E. M. Bagot, & W. H. Charnock	46,920	100 0 0	.....	4,000	35,200	162 0 0	,, ,,	,, ,,
158	Lovealle	W. J. T. Clarke	36,000	25 0 0	.....	1,000	64,000	30 8 0	,, ,,	,, ,,

No. in Run Register.	Run.	Lessee.	Estimated area under existing tenure.	Present annual rental.	Estimated grazing capabilities in an unimproved state.		Estimated area under original tenure.	Old rental and assessment.	Date of commencement of present tenure.	Term of tenure.
					Cattle.	Sheep.				
		DISTRICT OF DARLING—*continued.*								
			acres	£ s. d.			acres	£ s. d.		
159	Lower Pernolingay	D. & D. H. Cudmore	59,500	25 0 0	.....	1,000	.....	.....	1 Jan., 1874	31 Dec., 1878.
160	Magenta	R. & A. Landale	60,000	32 0 0	.....	2,000	.....	.....	" "	" "
161	Mallara	J. T. & R. Gibson	50,000	115 0 0	.....	4,000	63,360	120 0 0	" "	" "
162	Mendook	John Whyte	46,000	10 0 0	.....	1,000	.....	.....	" "	" "
163	Mitta	Joseph Dunne	51,000	30 0 0	300	.....	53,760	161 0 0	" "	" "
164	Moorna	John Crozier	53,640	120 0 0	.....	4,000	.....	.....	" "	" "
165	Mulloljana	W. M'Lean	26,000	60 0 0	.....	3,000	28,800	71 5 0	" "	" "
166	Mundybah	The English, Scottish, and Australian Chartered Bank	30,000	20 0 0	.....	1,000	.....	.....	" "	" "
167	North Turlee	Myles Patterson	53,760	80 0 0	.....	4,000	.....	.....	" "	" "
168	" Block A	"	61,440	70 0 0	.....	3,000	.....	.....	" "	" "
169	North Willilbah	R. & A. Landale	53,000	28 0 0	.....	1,500	.....	.....	" "	" "
170	Outer Back Turlee, Block B	John Whyte	43,000	68 0 0	No	report	.....	.....	1 July, "	30 June, 1879
171	" Block C	J. C. Brooke	64,000	10 0 0	No	report	.....	.....	1 Oct., 1872	30 Sept., 1877
172	Outer Cuthro	James Pile	63,000	50 0 0	.....	2,000	.....	.....	1 Jan., 1874	31 Dec., 1878
173	Outer Paringi Gaari	Joseph Dunne	48,000	35 0 0	.....	2,000	.....	.....	" "	" "
174	Outer Wallara	James Pile	63,000	50 0 0	.....	2,000	.....	.....	" "	" "
175	Parra	J. Macdonald, E. M. Bagot, & W. H. Charnock	40,760	120 0 0	.....	4,000	46,080	190 2 0	" "	" "
176	Pelwalka	F. A. Stratford	39,000	100 0 0	.....	4,000	41,600	120 0 0	" "	" "
177	Sturt's Billabong	D. H. Cudmore	34,880	75 0 0	.....	4,000	35,840	140 0 0	" "	" "
178	South Tulrigo	Jessie Macdonald, E. M. Bagot, & W. H. Charnock	18,000	15 0 0	.....	1,000	.....	.....	" "	" "
179	Southern Outer Yaltolka	J. M'Intosh & M. Loeman	32,000	50 0 0	.....	2,000	.....	.....	" "	" "
180	Solferino	R. & A. Landale	53,000	20 0 0	Nil	.....	.....	.....	" 1875	" 1879
181	Marma	William Taylor	25,000	15 0 0	.....	1,000	.....	.....	" 1874	" 1878
182	Outer Eurilla	John Crozier	60,000	50 0 0	.....	2,000	.....	.....	" "	" "
183	Outer Paringi Gaari West	Joseph Dunne	48,000	30 0 0	.....	2,000	.....	.....	" "	" "
184	Police	M. Loeman & J. Mackintosh	29,360	100 0 0	.....	3,000	34,560	80 0 0	" "	" "
185	Tankie	Commercial Banking Company	51,200	10 0 0	No	report	.....	.....	1 Oct., 1872	30 Sept., 1877
186	Tapeo West	D. & D. H. Cudmore	44,800	120 0 0	.....	4,000	38,400	163 0 0	1 Jan., 1874	31 Dec., 1878
187	Tara	F. A. Stratford	51,200	130 0 0	.....	4,000	43,520	166 0 0	" "	" "
188	Tarangara	Jessie Macdonald, E. M. Bagot, & W. H. Charnock	53,960	100 0 0	.....	4,000	40,960	111 0 0	" "	" "
189	Titululta	D. & D. H. Cudmore	35,840	70 0 0	.....	3,000	35,840	80 10 0	" "	" "
190	Urutah North West	W. M'Lean, senr.	42,000	40 0 0	.....	2,000	.....	.....	" "	" "
191	Waneba	Joseph Dunne	64,000	50 0 0	.....	2,000	.....	.....	" "	" "
192	Wannawanna	F. A. Stratford	41,560	70 0 0	.....	3,000	41,600	120 0 0	" "	" "
193	Wendi	Joseph Dunne	32,000	20 0 0	.....	1,500	.....	.....	" "	" "
194	Winda	F. T. James & R. Williamson	54,000	45 0 0	.....	2,000	.....	.....	" "	" "
195	West Mitta	Joseph Dunne	45,000	30 0 0	.....	1,000	.....	.....	" "	" "
196	West Rufus	F. A. Stratford	32,000	75 0 0	.....	3,000	23,040	160 0 0	" "	" "
197	Woolpagerie South	R. & A. Landale	64,000	50 0 0	.....	2,000	.....	.....	" 1875	" 1879.
198	Yantaralla	F. A. Stratford	51,200	40 0 0	.....	2,000	51,200	52 0 0	" 1874	" 1878.
199	Cambellia	Joseph Dunne	48,000	25 0 0	.....	1,000	.....	.....	" 1875	" 1879.
200	West Dhoon	"	63,600	25 0 0	.....	1,000	.....	.....	" "	" "
201	Rantyga	"	53,000	25 0 0	.....	1,000	.....	.....	" "	" "
202	Gall Gall C.	T. C. Brooke	62,000	20 0 0	.....	1,000	.....	.....	" "	" "
203	Barraro	Joseph Barritt	30,000	45 0 0	.....	2,000	30,720	33 0 0	" "	" "
204	Beyond Outer Tapio	Jessie Macdonald, E. M. Bagot, & W. H. Charnock	34,000	10 0 0	.....	5,000	.....	.....	" "	" "
205	Boomiaricool	W. Taylor	34,360	80 0 0	.....	3,500	38,400	45 0 0	" "	" "
206	Candilla	English, Scottish, and Australian Chartered Bank	42,000	80 0 0	.....	3,000	41,600	90 0 0	" "	" "
207	Caringy	The Trust and Agency Company of Australasia (limited)	64,000	30 0 0	.....	2,000	64,000	30 0 0	" "	" "
208	Coonalhugga	Joseph Dunne	38,000	70 0 0	.....	3,000	44,800	130 0 0	" "	" "
209	East Milang	W. M'Lean	61,440	50 0 0	.....	2,000	.....	.....	" "	" "
210	Gall Gall	John Williams	29,300	35 0 0	500	.....	30,000	43 15 0	" "	" "

No. in Run Register.	Run.	Lessee.	Estimated area under existing tenure.	Present annual rental.	Estimated grazing capabilities in an unimproved state.		Estimated area under original tenure.	Old rental and assessment.	Date of commencement of present tenure.	Term of tenure.
					Cattle.	Sheep.				
		DISTRICT OF DARLING—*continued.*	acres	£ s. d.			acres	£ s. d.		
211	Gunpongulla	W. S. & R. T. Reid	31,840	55 0 0	.....	2,500	32,000	36 0 0	1 Jan., 1875	31 Dec., 1879.
212	Lower Lette	The Trust and Agency Company of Australasia (Limited)	58,500	25 0 0	.....	1,500	61,440	30 0 0	„ „	„ „
213	Makingah	W. L. & R. T. Reid	31,880	60 0 0	.....	3,000	32,000	35 0 0	„ „	„ „
214	Matalong	John Whyte	34,000	15 0 0	.....	1,000	.....	.....	„ „	„ „
215	Meroo Run	W. M'Lean	51,200	40 0 0	.....	2,000	.....	.....	„ „	„ „
216	Milang West	„	64,000	30 0 0	.....	1,000	.....	.....	„ „	„ „
217	Minindel	English, Scottish, and Australian Chartered Bank	20,000	20 0 0	.....	2,000	38,400	90 0 0	„ „	„ „
218	Mythe	Joseph Barritt	48,000	50 0 0	.....	2,500	32,000	35 0 0	„ „	„ „
219	Nadbuck West	W. M'Lean	42,000	25 0 0	.....	1,000	.....	.....	„ „	„ „
220	Naloira	English, Scottish, and Australian Chartered Bank	36,960	70 0 0	.....	3,000	35,200	90 0 0	„ „	„ „
221	Nara	„ „	27,000	30 0 0	.....	1,000	33,280	90 0 0	„ „	„ „
222	Nowung	W. Taylor	28,000	25 0 0	.....	1,000	27,000	30 0 0	„ „	„ „
223	Outer Mythe	J. Barritt	25,000	15 0 0	.....	1,000	32,000	35 0 0	„ „	„ „
224	Pooncaree Back Plains	J. L. Phelps	23,000	30 0 0	.....	1,500	32,000	30 10 0	„ „	„ „
225	Preulla	W. L. & R. T. Reid	29,920	60 0 0	.....	3,000	32,000	39 0 0	„ „	„ „
226	Upper Lette	A. M'Cullum & W. H. Walker	61,500	100 0 0	.....	4,000	61,440	30 0 0	„ „	„ „
227	Wambah	W. L. & R. T. Reid	15,780	15 0 0	.....	1,000	61,440	31 1 0	„ „	„ „
228	Willotia	James Pile	41,680	80 0 0	.....	4,000	40,320	130 0 0	„ „	„ „
229	Yaltolka	„	69,360	130 0 0	.....	5,000	49,280	135 0 0	„ „	„ „
230	Yartla	W. M'Lean	42,000	80 0 0	.....	4,000	44,800	135 0 0	„ „	„ „
231	Enmore	Joseph Dunn	46,000	15 0 0	.....	1,000	.....	.....	„ 1876	„ 1880.
232	Scrub	F. A. Stratford	57,600	30 0 0	.....	1,500	57,600	30 0 0	„ 1875	„ 1879.
233	North Paringi	John Williams	63,000	15 0 0	.....	1,000	.....	.....	„ 1876	„ 1880.
234	Arael	John Whyte	30,000	15 0 0	.....	1,000	32,000	31 0 0	„ „	„ „
235	Back Boomiaricool	W. Taylor	68,800	50 0 0	.....	2,000	38,400	30 0 0	„ „	„ „
236	Bidura	W. Webster	76,700	80 0 0	.....	3,000	76,800	30 0 0	„ „	„ „
237	Letheroe	J. L. Phelps	23,040	20 0 0	.....	1,000	32,000	30 2 6	„ „	„ „
238	West Paringi, Block A	T. C. Brooke	40,300	10 0 0	.....	1,000	.....	.....	„ „	„ „
239	Outer Wambah	W. L. & R. T. Reid	29,760	25 0 0	.....	1,000	32,000	30 0 0	„ „	„ „
240	South Wambah	„ „	16,000	25 0 0	.....	1,000	16,000	30 0 0	„ „	„ „
241	Back Talyawalka	T. L., S. L., and A. J. Learmonth	23,600	12 0 0	.....	1,500	.....	.....	„ 1872	„ 1876.
242	Kudgee	James Pile	64,000	20 0 0	No report	.....	.....	.....	1 July, 1871	30 June, „
243	Camelot	J. Barritt	64,000	96 0 0	„	.....	.....	.....	1 Oct., 1872	30 Sept., 1877.
244	Enid	„	61,440	96 0 0	„	.....	.....	.....	1 Jan., 1874	31 Dec., 1878.
245	Outer Gunpanoola	„	45,000	25 0 0	„	.....	.....	.....	1 April, 1873	31 Mar., „
246	South Porcupine	„	54,000	85 0 0	„	.....	.....	.....	1 Jan., 1874	31 Dec., „
247	North Mythis, Block C	„	68,000	25 0 0	„	.....	.....	.....	1 July, 1873	30 June, „
248	Salt Lake	Jessie Macdonald, E. M. Bagot, and W. H. Charnock	52,500	10 0 0	„	.....	64,000	31 0 0	1 Oct., 1871	30 Sept., 1876.
249	Urutah South	William M'Lean	41,000	80 0 0	.....	4,000	.....	.....	1 Jan., 1875	31 Dec., 1879.
250	Arlington Plains, Block A	Richard Fiehan	20,000	16 0 0	No report	.....	.....	.....	„ 1874	„ 1878.
251	North Ita	James Pile	25,000	10 0 0	„	.....	.....	.....	„ 1872	„ 1876.
252	South Ita	„	64,000	10 0 0	„	.....	.....	.....	„ „	„ „
253	Kasserhill	William Taylor	38,400	10 0 0	„	.....	.....	.....	„ „	„ „
254	Eildon	„	64,000	10 0 0	„	.....	.....	.....	„ „	„ „
255	Darnick	„	64,000	10 0 0	„	.....	.....	.....	„ „	„ „
256	Blenalben, No. 9	W. L. & R. T. Reid	42,000	20 0 0	„	.....	.....	.....	„ „	„ „
257	Bungalong	W. M'Lean	22,000	15 0 0	200	.....	44,800	30 0 0	„ „	„ „
258	Gunpanoola	W. L. & R. T. Reid	32,000	15 0 0	.....	1,000	32,000	30 0 0	„ „	„ „
259	Moorpa	John Crozier	29,500	35 0 0	.....	2,500	15,360	32 2 0	„ „	„ „
260	North Ana Branch	„	38,000	45 0 0	.....	3,000	38,400	40 0 0	„ „	„ „
261	Outer Naloira	English, Scottish, and Australian Chartered Bank	95,000	140 0 0	.....	10,000	96,000	30 0 0	„ „	„ „
262	Outer Tapeo	T. C. Brooke	51,000	10 0 0	.....	1,000	51,200	30 4 0	„ „	„ „

106

No. in Run Register.	Run.	Lessee.	Estimated area under existing tenure.	Present annual rental.	Estimated grazing capabilities in an unimproved state.		Estimated area under original tenure.	Old rental and assessment.	Date of commencement of present tenure.	Term of tenure.
					Cattle.	Sheep.				
		DISTRICT OF DARLING—*continued.*								
			acres	£ s. d.			acres	£ s. d.		
263	Outer Tiltao	T. C. Brooke	51,000	20 0 0	.....	2,000	51,200	30 10 0	1 Jan., 1872	31 Dec., 1876.
264	Paringi	P. Macfarlane	34,000	15 0 0	.....	1,000	51,200	35 0 0	" "	" "
265	Paringi Gaari	English, Scottish, & Australian Chartered Bank	64,000	50 0 0	.....	5,000	67,200	30 0 0	" "	" "
266	Pernolingay	D. & D. H. Cudmore	40,960	50 0 0	.....	4,000	38,900	31 0 0	" "	" "
267	Tooran	John Crozier	22,720	25 0 0	.....	1,500	15,360	33 2 0	" "	" "
268	Tyndiah	W. L. & R. T. Reid	32,000	25 0 0	.....	2,000	32,000	30 0 0	" "	" "
269	Unduthee	"	32,000	30 0 0	.....	2,000	32,000	30 0 0	" "	" "
270	Wallar	D. & D. H. Cudmore	32,000	40 0 0	.....	3,000	15,360	32 2 0	" "	" "
271	Outer Manie, Lower	Nicholas Chadwick	10,000	10 0 0	.....	1,000	.....	.....	" "	" "
272	Outer Back Mythis, Block B	Joseph Barritt	35,000	10 0 0	No	report	.....	.....	1 April, "	31 Mar., 1877.
273	East Paringi	W. Carter	62,000	20 0 0	No	report	.....	.....	1 July, 1874	30 June, 1879.
274	Arlington Plains, Block B	W. Campbell	16,000	15 0 0	No	report	.....	.....	" 1872	" 1877.
275	" Block C	J. J. Phelps	31,000	16 0 0	No	report	.....	.....	" "	" "
276	" Block D	"	15,000	11 0 0	No	report	.....	.....	" "	" "
277	Astolat	W. L. & R. T. Reid	48,000	20 0 0	No	report	.....	.....	1 Oct., 1872	30 Sept., "
278	South Boliva	"	48,000	20 0 0	No	report	.....	.....	" "	" "
279	Gall Gall, A	T. C. Brooke	50,000	10 0 0	No	report	.....	.....	" "	" "
280	" B	"	63,000	10 0 0	No	report	.....	.....	" "	" "
281	" D	"	62,000	10 0 0	No	report	.....	.....	" "	" "
282	Linbee	J. Barritt	32,000	25 0 0	No	report	.....	.....	" "	" "
283	Midgehope	"	64,000	10 0 0	No	report	.....	.....	" "	" "
284	North Mythis, Block A	"	61,440	10 0 0	No	report	.....	.....	" "	" "
285	" Block B	"	58,000	10 0 0	No	report	.....	.....	" "	" "
286	South Gall Gall	T. C. Brooke	57,000	10 0 0	Ne	report	.....	.....	" "	" "
287	South Gall Gall, Block A	"	55,000	10 0 0	No	report	.....	.....	" "	" "
288	West Panban, Block A	J. Barritt	61,440	10 0 0	No	report	.....	.....	" "	" "
289	" Block B	"	61,440	10 0 0	No	report	.....	.....	" "	" "
290	West Cowl	R. M'Farlane	58,000	25 0 0	No	report	.....	.....	" "	" "
291	North Cowl	John Whyte	38,000	20 0 0	No	report	.....	.....	1 Jan., 1873	31 Dec., "
292	Buckalow, No. 2	Charles Ryan	64,000	20 0 0	.....	3,000	.....	.....	" 1874	" 1878.
293	" No. 3	"	64,000	20 0 0	.....	1,000	.....	.....	" "	" "
294	" No. 4	"	64,000	20 0 0	.....	1,000	.....	.....	" "	" "
295	" No. 5	"	72,000	20 0 0	.....	3,000	.....	.....	" "	" "
296	" No. 9	"	74,000	20 0 0	.....	3,000	.....	.....	" "	" "
297	Outer Wendi West	Joseph Dunne	64,000	15 0 0	.....	2,000	.....	.....	" 1873	" 1877.
298	Quamby	J. T. & R. Gibson	18,000	10 0 0	.....	500	.....	.....	" "	" "
299	Wamberra	T. C. Brooke	51,000	10 0 0	.....	1,000	.....	.....	" "	" "
300	Wendi West	J. Dunne	64,000	25 0 0	.....	2,000	.....	.....	" "	" "
301	East Cambillia	"	16,000	15 0 0	No	report	.....	.....	1 April, "	31 Mar., 1878.
302	Burta	W. A., F. C., & K. E. Brodribb	56,000	25 0 0	No	report	.....	.....	" "	" "
303	Coultra	"	48,000	25 0 0	No	report	.....	.....	" "	" "
304	Mandy	W. L. & R. T. Reid	32,000	15 0 0	No	report	.....	.....	" "	" "
305	Putta	W. A., F. C., & K. E. Brodribb	63,000	25 0 0	No	report	.....	.....	" "	" "
306	Wanga	"	61,000	25 0 0	No	report	.....	.....	" "	" "
307	Amoskeag	H. Ricketson	64,000	20 0 0	No	report	.....	.....	1 July, "	30 June, "
308	Winnebaga	"	64,000	12 10 0	No	report	.....	.....	" "	" "
309	Coonong	C. Barrett & C. H. Wreford	15,000	15 0 0	No	report	.....	.....	" "	" "
310	Buckalow	Charles Ryan	50,000	15 0 0	No	report	.....	.....	1 Jan., 1874	31 Dec., "
312	Blenalben, No. 7	J. J. Phelps	30,000	35 0 0	.....	1,500	.....	.....	" "	" "
313	" No. 8	"	29,000	25 0 0	.....	1,000	.....	.....	" "	" "
314	" No. 10	"	61,000	35 0 0	.....	1,500	.....	.....	" "	" "
315	" No. 11	"	62,000	35 0 0	.....	1,500	.....	.....	" "	" "

No. in Run Register.	Run.	Lessee.	Estimated area under existing tenure.	Present annual rental.	Estimated grazing capabilities in an unimproved state.		Estimated area under original tenure.	Old rental and assessment.	Date of commencement of present tenure.	Term of tenure.
					Cattle.	Sheep.				
		DISTRICT OF DARLING—*continued.*	acres	£ s. d.			acres	£ s. d.		
316	Outer Waneba'	J. Dunne	42,000	40 0 0	.....	2,000	.....	.....	1 Jan., 1874	31 Dec., 1878.
317	Mallee Cliffs East	R. M'Farlane	23,000	20 0 0	.....	1,000	.....	.....	„ 1875	„ 1879.
318	Outer Henley	T. L., S. L., & A. J. Learmonth	30,000	35 0 0	No	report.	.....	.....	„ 1872	„ 1876.
319	Blenalben No. 13	„	15,000	25 0 0	No	report.	.....	.....	1 July, „	30 June, 1877.
320	Plentiful Plains	Joseph Barritt	60,000	45 0 0	.....	2,000	.....	.....	1 Jan., 1876	31 Dec., 1880.
321	Scotia No. 1	D. Maclean and W. Patterson	62,000	20 0 0	.....	1,000	.....	.....	„ „	„ „
322	„ No. 2	„	68,000	20 0 0	.....	1,000	.....	.....	„ „	„ „
323	„ No. 3	„	71,000	15 0 0	.....	1,000	.....	.....	„ „	„ „
324	„ No. 4	„	84,000	15 0 0	.....	1,000	.....	.....	„ „	„ „
49*a*	Lower Talyawalka	J. L. Phelps	69,000	40 0 0	.....	2,500	64,000	30 0 0	„ 1872	„ 1876.
50*a*	Talyawalka	T. L., S. L., & A. J. L. Learmonth	66,000	58 0 0	.....	7,500	89,600	30 0 0	„ „	„ „
51*a*	Blenheim Back Plains	J. J. Phelps	73,500	45 0 0	.....	4,000	73,600	30 10 0	„ „	„ „
62*a*	Outer Albemarle	„	23,000	25 0 0	.....	5,000	64,000	30 10 0	„ „	„ „
171*a*	Albemarle	„	15,680	38 0 0	.....	2,500	32,000	34 0 0	„ 1875	„ 1879.
176*a*	Blenheim	„	16,360	50 0 0	.....	2,800	32,000	34 0 0	„ „	„ „
201*a*	Henley	T. L., S. L., & A. J. L. Learmonth	28,000	93 0 0	.....	5,000	32,000	33 0 0	„ „	„ „
329	Total No. of Runs.	Total	16,614,149	14,563 0 0	2,900	636,300	6,836,780	8,250 1 0		
		DISTRICT OF GWYDIR.								
1	Caidmurry East Block, No. 1	J. F. M'Mullen	19,000	30 0 0	1,000	.....	20,000	31 0 0	1 Jan., 1873	31 Dec., 1877.
2	„ „ No. 2	„	19,000	30 0 0	1,000	.....	20,000	31 0 0	„ „	„ „
3	No Man's Land	W. J., H. C., F. H., & A. A. Dangar	10,000	25 0 0	.....	3,000	.....	.....	„ 1874	„ 1878.
4	Deeruman	Reuben Hall	6,832	13 0 0	300	.....	6,720	31 0 0	„ „	„ „
6	Weeweelarugee	J. B. Watt	17,680	40 0 0	.....	6,000	16,000	33 0 0	„ „	„ „
7	Wallah	R. Holmes	17,280	18 0 0	500	.....	.....	....	„ „	„ „
8	Mungle	„	16,000	18 0 0	500	.....	.....	.....	„ „	„ „
9	Slaughterhouse Plain	The Commercial Banking Company	23,640	30 0 0	.....	3,000	.....	.....	„ 1875	„ 1879.
10	Argowan Plains	J. and T. Cooper	40,878	15 0 0	.....	1,000	51,200	50 0 0	„ 1876	„ 1880.
11	Bengalla	W. Lawler	9,600	12 0 0	250	.....	.....	.....	„ „	„ „
12	Bangheet	The Australian Joint Stock Bank	43,476	50 0 0	.....	4,000	50,000	111 17 6	„ „	„ „
13	Bingera	M. C. MacHardy	28,820	35 0 0	600	.....	38,080	100 0 0	„ „	„ „
14	Blue Nobby	W. Russell	28,288	120 0 0	.....	5,000	35,000	60 0 0	„ „	„ „
15	Boonal	S. B. Dight	42,280	99 0 0	.....	7,800	50,000	90 0 0	„ „	„ „
16	Borongo	M. C. MacHardy	28,000	82 0 0	.....	8,000	64,000	160 0 0	„ „	„ „
17	Bugobilla	J. Brown	41,059	70 0 0	1,250	.....	50,000	60 0 0	„ „	„ „
18	Bengaria	Montefiore, Graham, & Co.	2,256	10 0 0	100	.....	16,000	40 0 0	„ „	„ „
19	Carbucky	R. L. Jenkins	86,017	149 5 0	.....	12,000	102,400	120 0 0	„ „	„ „
20	Cobbidah	W. Crowley	25,840	38 15 0	600	.....	32,000	80 0 0	„ „	„ „
21	Coppymurrambil	J. Brown	73,668	150 0 0	3,500	.....	76,800	90 0 0	„ „	„ „
22	Big River Station	Charles Bull	44,000	60 0 0	750	4,500	50,000	90 0 0	„ „	„ „
24	Derra Derra	J. R. Jones	22,230	52 10 0	950	.....	24,000	60 0 0	„ „	„ „
25	Eena	W. Russell	51,740	76 0 0	.....	5,000	50,000	50 0 0	„ „	„ „
26	Eulowrie	R. M'Donald	31,884	30 0 0	.....	4,400	38,400	60 0 0	„ „	„ „
27	Gunerai	T. A. Adams	66,883	105 0 0	.....	13,500	80,000	130 0 0	„ „	„ „
28	Gournama	O. Bloxsome	70,430	120 0 0	.....	10,500	25,000	40 0 0	„ „	„ „
29	Gragin	H. Gordon	43,757	53 0 0	.....	6,000	76,800	130 0 0	„ „	„ „
30	Graman	„	10,186	23 0 0	.....	2,560	46,080	150 6 0	„ „	„ „
31	Gunner Warildi	Sloper Cox	139,840	300 0 0	.....	14,500	102,400	160 0 0	„ „	„ „
32	Gunnee	F. A. Stratford	17,805	36 0 0	800	.....	40,000	90 0 0	„ „	„ „

No. in Run Register.	Run.	Lessee.	Estimated area under existing tenure.	Present annual rental.	Estimated grazing capabilities in an unimproved state.		Estimated area under original tenure.	Old rental and assessment.	Date of commencement of present tenure.	Term of tenure.
					Cattle.	Sheep.				
		DISTRICT OF GWYDIR—*continued.*								
			acres	£ s. d.			acres	£ s. d.		
33	Keera	D. Munro	121,320	85 0 0	.....	10,000	15,000	100 0 0	1 Jan., 1876 ...	31 Dec., 1880.
34	Keirengobeldie	W. J. Dangar	3,000	10 0 0	100	.....	18,000	40 0 0	" " ...	" "
35	Mandoe	C. J. & A. Codrington	71,282	160 0 0	.....	15,000	80,000	130 0 0	" " ...	" "
36	Melialtina	J. & T. Cooper	29,920	80 0 0	.....	7,500	30,000	30 0 0	" " ...	" "
37	Merawa	Richard Dines	Nearly all withdrawn.	10 0 0	.....	.....	65,000	140 0 0	" " ...	" "
38	Mobindry	The Commercial Banking Company	14,841	10 0 0	300	.....	16,000	30 0 0	" " ...	" "
39	Molroy	The Australian Joint Stock Bank	66,109	40 0 0	400	4,500	80,000	100 0 0	" " ...	" "
40	Mosquito Creek	J. & T. Cooper	45,880	56 0 0	.....	6,000	46,080	60 0 0	" " ...	" "
41	Murgo	W. J., H. C., F. H., & A. A. Dangar	19,811	58 0 0	.....	5,000	23,040	32 0 0	" " ...	" "
42	Myall Creek	W. J. Dangar	69,366	81 0 0	400	6,000	48,000	200 0 0	" " ...	" "
43	Oregon	Ann M'Millan	11,480	31 10 0	.....	4,500	16,000	40 0 0	" " ...	" "
44	Pallal	A. Tange, H. L. Cousens, & G. E. Austin	49,586	95 0 0	.....	10,000	60,000	100 0 0	" " ...	" "
45	Pallaranga	M. C. MacHardy	38,000	90 0 0	.....	12,000	32,000	92 16 3	" " ...	" "
46	Piedmont	D. Capel	44,761	70 0 0	1,500	.....	50,000	80 0 0	" " ...	" "
47	Singapora	A. A. Adams	25,120	40 0 0	.....	5,000	25,600	50 0 0	" " ...	" "
48	Tulloona	John Gill	56,748	105 0 0	.....	10,000	64,000	61 0 0	" " ...	" "
49	Trigamon	John Campbell	85,120	65 0 0	.....	2,000	96,000	130 0 0	" " ...	" "
50	Tukka Tukka	S. B. Dight	33,843	78 0 0	.....	9,000	45,000	90 0 0	" " ...	" "
51	Tarilari	T. H. Cullen	48,460	125 0 0	2,500	.....	51,200	100 0 0	" " ...	" "
52	Ulumtarella	R. N., F., & E. W. King	22,718	27 10 0	800	.....	24,600	40 0 0	" " ...	" "
53	Wallangra	W. Russell	60,538	100 0 0	.....	16,000	70,000	160 0 0	" " ...	" "
54	Welbon	A. A. Adams	83,520	132 0 0	.....	10,000	91,520	92 16 3	" " ...	" "
55	Whaland	J. G., A. J., & E. N. Doyle	40,000	80 0 0	.....	8,000	32,000	60 0 0	" " ...	" "
57	Yaggaba	J. H. Johnston	72,050	90 0 0	2,000	.....	32,000	192 0 0	" " ...	" "
58	Yagobi	J. & T. Cooper	31,980	65 0 0	.....	9,000	38,400	80 18 9	" " ...	" "
59	Yallaroi	W. J., H. C., F. H., & A. A. Dangar	64,000	180 0 0	1,500	5,000	50,000	90 0 0	" " ...	" "
60	Yetman	Samuel B. & Elizabeth M. Dight	64,169	125 0 0	2,250	.....	70,000	140 9 5	" " ...	" "
61	Big Leather	Andrew Town, Mary Town, Joseph Onus, senr., & A. Benson	48,000	112 0 0	2,400	.....	32,000	40 0 0	" " ...	" "
62	Bingerang	J. W. Jackson & Abel Harris	18,200	71 0 0	1,000	.....	22,400	40 0 0	" " ...	" "
63	Binnigy	D. Eaton	24,520	69 0 0	1,500	.....	33,000	60 0 0	" " ...	" "
64	Boolooroo	R. N., E. W., & F. King	55,710	130 0 0	2,880	.....	41,000	80 0 0	" " ...	" "
65	Boonangar	Right Revd. Wm. Tyrrell	25,000	84 0 0	1,200	.....	30,000	50 0 0	" " ...	" "
66	Bullerrue	The Commercial Banking Company	5,980	16 0 0	300	.....	13,000	50 0 0	" " ...	" "
67	Bunarbra, North A	John Town	15,000	46 0 0	700	.....	16,000	30 0 0	" " ...	" "
68	" " B	"	15,360	46 0 0	640	.....	16,000	30 0 0	" " ...	" "
69	" South A	"	17,000	55 0 0	1,050	.....	16,000	30 0 0	" " ...	" "
70	" " B	"	15,680	55 0 0	1,000	.....	16,000	30 0 0	" " ...	" "
71	Burradon	The Bank of New South Wales	25,000	62 10 0	1,250	.....	25,600	33 0 0	" " ...	" "
72	Carore	Andrew Town, Mary Town, Joseph Onus, senr., & A. Benson	60,268	135 0 0	3,000	.....	46,080	130 0 0	" " ...	" "
73	Carraa	Samuel Hoskisson	27,600	87 0 0	1,400	.....	38,400	100 0 0	" " ...	" "
74	Collymongool	W. Pearse	42,840	117 0 0	2,150	.....	58,000	100 0 0	" " ...	" "
75	Callyn or Umbry	The Bank of New South Wales	36,910	88 0 0	.....	7,600	46,000	80 0 0	" " ...	" "
76	Coorar	S. Hoskisson	60,400	193 0 0	3,100	.....	46,080	110 0 0	" " ...	" "
77	Coubal	T. Parnell	21,000	64 0 0	.....	4,200	20,000	32 0 0	" " ...	" "
78	Currangandi	J. Arndell	29,372	50 0 0	.....	6,000	30,000	70 0 0	" " ...	" "
79	Derra	J. B. Watt	33,250	64 0 0	.....	6,650	35,000	50 0 0	" " ...	" "
80	Meero (Goonal)	"	31,137	73 0 0	.....	6,200	38,400	70 0 0	" " ...	" "
81	Gourable	J. & T. Cooper	89,920	190 0 0	.....	20,000	134,000	40 0 0	" " ...	" "
82	Gurley & Bumble	J. D. Macansh	162,387	220 0 0	.....	12,000	100,000	190 0 0	" " ...	" "
83	Gurrygedah	W. R., Alex. E. & A. Bowman	95,960	125 0 0	.....	13,000	84,000	90 0 0	" " ...	" "
84	Kelo	W. Pearse	29,200	75 10 0	1,000	.....	38,400	80 0 0	" " ...	" "
85	Kunopia	The Right Rev. Wm. Tyrrell	26,920	73 0 0	1,000	.....	32,000	70 0 0	" " ...	" "

No. in Run Register.	Run.	Lessee.	Estimated area under existing tenure.	Present annual rental.	Estimated grazing capabilities in an unimproved state.		Estimated area under original tenure.	Old rental and assessment.	Date of commencement of present tenure.	Term of tenure.
					Cattle.	Sheep.				
		DISTRICT OF GWYDIR—*continued.*						£ s. d.		
			acres	£ s. d.			acres			
86	Lindesay	A. Cohen	38,957	70 0 0	.....	10,000	38,400	130 0 0	1 Jan., 1876	31 Dec., 1880.
87	Merkin	Andrew Town, Mary Town, Joseph Onus, senr., and A. Benson	65,897	125 0 0	3,294	.....	32,000	100 0 0	" "	" "
88	Minna Minnane	T. W. Smart	33,850	79 10 0	.....	8,000	32,000	61 17 6	" "	" "
89	Moree	B. Richards, J. and G. Williams	1,148	10 0 0	.....	800	12,000	40 0 0	" "	" "
90	Mungie Bundie	J. M'Donald, S. M. Swift, and J. H. Spiller	44,109	112 0 0	.....	10,000	30,720	130 0 0	" "	" "
91	Mungyer	E. Vickery	79,000	155 0 0	3,950	.....	64,000	60 0 0	" "	" "
92	Nepickallina and Cumbadello	T. W. Smart	83,720	196 10 0	4,200	.....	76,800	70 0 0	" "	" "
93	Noonah	Andrew Town, Mary Town, Joseph Onus, senr., and A. Benson	64,460	155 0 0	3,200	.....	32,000	130 0 0	" "	" "
94	Rocky Creek	J. Arndell	58,475	75 0 0	.....	8,000	65,000	130 0 0	" "	" "
95	Tellarrage	J. D. Single	55,760	80 0 0	2,500	.....	60,000	70 0 0	" "	" "
96	Terry-hie-hie	W., R., A. E., and A. Bowman	111,757	140 0 0	.....	15,000	83,200	90 0 0	" "	" "
97	Turrawa	J. Town	26,680	70 0 0	1,000	.....	32,000	60 0 0	" "	" "
98	Tycannah	J. H. Bettington	21,080	66 0 0	.....	6,000	25,000	60 0 0	" "	" "
99	Tyrreel	B. Richards, and J. & G. Williams	33,936	106 0 0	.....	10,000	64,000	110 0 0	" "	" "
100	Upper Warrana	J. F. Doyle	62,000	120 10 0	3,000	.....	64,000	100 0 0	" "	" "
101	Wallonal	J. H. Bettington	14,280	33 0 0	.....	2,000	16,000	40 0 0	" "	" "
102	Wathagar	J. Cobcobt, junr.	18,000	56 0 0	800	.....	20,000	50 0 0	" "	" "
103	Weebollabolla	The Commercial Banking Company	47,459	80 0 0	1,500	.....	44,800	120 0 0	" "	" "
104	Werrinah	"	53,500	83 10 0	.....	6,000	44,800	80 0 0	" "	" "
105	Wirrir	W. Pearse	36,000	98 0 0	1,600	.....	32,000	30 0 0	" "	" "
107	Yarronah	The Bank of New South Wales	31,360	100 0 0	.....	7,000	32,000	70 0 0	" "	" "
109	West Gingham	W. W. and A. W. Bucknell	16,000	25 0 0	.....	3,500	16,000	32 15 0	" "	" "
110	Gingham	The Bank of New South Wales	15,000	38 0 0	800	.....	16,000	30 0 0	" "	" "
111	Caidmurry	J. F. M'Mullen	54,000	126 0 0	2,700	.....	51,200	100 0 0	" "	" "
112	Caidmurry, East Block, No. 3	"	14,000	43 0 0	700	.....	.....	.....	" "	" "
113	Caidmurry, East Block, No. 4	"	14,000	38 10 0	700	.....	.....	.....	" "	" "
114	Wirrah	"	85,000	198 0 0	3,500	.....	64,000	120 0 0	" "	" "
115	South Gil Gil	"	16,000	37 0 0	.....	3,000	16,000	30 0 0	" "	" "
116	Meroe	Sydney Burdekin	15,000	43 0 0	750	.....	16,000	40 0 0	" "	" "
117	Beebo	W. Taylor	46,080	35 0 0	.....	1,200	53,760	45 1 2	" "	" "
118	Wyemo	"	15,360	25 0 0	.....	600	20,480	47 1 2	" "	" "
119	Biro	W. Pearse	15,360	30 0 0	300	.....	.....	.....	" 1872	" 1876.
120	Boonaldoon	B. Richards, J. & G. Williams	30,000	70 0 0	No	report	22,400	32 0 0	" "	" "
121	Brigalow	T. Parnell	18,200	25 0 0	No	report	.....	.....	" "	" "
123	Cagildool	Joseph Single	16,000	25 0 0	No	report	.....	.....	" "	" "
124	Cap & Bonnet	W. R., A., E. & W. Bowman	39,400	25 0 0	No	report	.....	.....	" "	" "
126	Cabbanthanna	The Right Rev. Wm. Tyrrell	32,000	50 0 0	No	report	32,000	73 0 0	" "	" "
127	Direlinabildry	The Bank of New South Wales	10,000	15 0 0	No	report	.....	.....	" "	" "
128	Forest Block, No. 2	W. J., H. C., F. H., & A. A. Dangar	61,440	80 0 0	.....	12,000	.....	.....	" "	" "
129	Lay Green, North	"	42,240	60 0 0	.....	10,000	.....	.....	" "	" "
130	Lay Green, South	John Gill	19,200	30 0 0	.....	4,500	.....	.....	" "	" "
131	Sand Holes	J. Arndell	31,400	25 0 0	No	report	20,000	30 0 0	" "	" "
132	The Forest	W. J., H. C., F. H., & A. A. Dangar	16,000	20 0 0	.....	4,000	.....	.....	" "	" "
133	Tulloona, South	John Gill	51,000	50 0 0	.....	5,000	.....	.....	" "	" "
134	Ulimbawn	J. G. & A. J. Doyle	37,000	47 10 0	No	report	.....	.....	" "	" "
135	Warren South	J. Town, senr.	18,500	35 0 0	No	report	.....	.....	" "	" "
136	Yarawah Back Block	The Bank of New South Wales	16,000	30 0 0	Vari	able	16,000	35 0 0	" "	" "
137	Cropper Creek, Back Block	Thos. A. Adams	51,200	13 10 0	.....	3,000	.....	.....	" 1875	" 1879.
138	Booraba	R. Holmes	13,440	10 0 0	.....	1,000	13,440	30 0 0	" 1872	" 1876.
139	Wathagar, No. 2	J. Cobcroft	4,700	14 0 0	300	.....	.....	.....	" 1873	" 1877.
140	Mungi Waterhole	J. Town	6,500	15 0 0	400	.....	7,000	35 15 0	" "	" "
141	Boroo	J. F. Doyle	8,000	16 0 0	.....	1,000	16,000	30 0 0	" 1875	" 1879.

No. in Run Register.	Run.	Lessee.	Estimated area under existing tenure.	Present annual rental.	Estimated grazing capabilities in an unimproved state.		Estimated area under original tenure.	Old rental and assessment.	Date of commencement of present tenure.	Term of tenure.
					Cattle.	Sheep.				
		DISTRICT OF GWYDIR.—*continued.*								
			acres	£ s. d.			acres	£ s. d.		
142	Brigalow North	T. Parnell	25,000	45 0 0	.....	2,500	.....	.....	1 Jan., 1875 ...	31 Dec., 1879.
143	Bulterana	B. Richards & J. & G. Williams	12,800	60 0 0	1,000	.....	12,800	34 0 0	" " ...	" "
144	Collymongool East	W. Pearse	14,080	37 0 0	800	.....	14,080	40 0 0	" " ...	" "
145	Curra	J. F. Doyle	42,000	60 0 0	1,500	.....	20,000	30 0 0	" " ...	" "
146	East Kelo	W. Pearse	22,400	40 0 0	1,000	.....	32,000	30 1 0	" " ...	" "
147	Gurrotha	R. Hall	16,500	35 0 0	800	.....	16,000	30 0 0	" " ...	" "
148	" West	"	22,000	33 0 0	700	.....	22,000	30 0 0	" " ...	" "
149	Lay Green	John Gill	32,000	91 0 0	.....	6,000	32,000	30 1 0	" " ...	" "
150	North Meroe	Sydney Burdekin	16,000	36 0 0	800	.....	.....	.....	" " ...	" "
151	South Werritt	E. Vickery	20,000	62 0 0	2,000	.....	16,000	30 0 0	" " ...	" "
152	Carreunga	A. A. Adams	31,960	30 0 0	.....	4,000	32,000	30 1 0	" " ...	" "
153	Cowmerton	T. Parnell	19,000	36 0 0	.....	3,800	16,640	30 0 0	" 1876 ...	" 1880.
154	Cunnycuddelong	"	18,000	28 0 0	.....	3,600	17,280	30 4 0	" " ...	" "
155	Gil Gil	J. F. M'Mullen	16,000	37 10 0	.....	3,000	16,000	31 0 0	" " ...	" "
156	South Crugalla	A. Dunn	19,800	31 0 0	600	.....	16,000	30 10 0	" " ...	" "
157	Walbundunga	T. Parnell	15,000	25 0 0	.....	3,000	16,640	30 0 0	" " ...	" "
158	Boonoona	A. Town, J. Onus, & A. Benson	23,870	48 0 0	No	report	.....	.....	" 1872 ...	" 1876.
159	Carreunga East	A. A. Adams	16,000	20 0 0	No	report	16,000	30 0 0	" " ...	" "
160	" North	"	30,000	25 0 0	No	report	28,800	30 0 0	" " ...	" "
161	Cooloobong	J. G., A. J., & E. N. Doyle	25,960	35 0 0	No	report	19,200	32 0 0	" " ...	" "
162	Cugildool East	J. D. Single	14,000	15 0 0	No	report	.....	.....	" " ...	" "
163	Derriman North	E. Vickery	4,000	10 0 0	No	report	.....	.....	" " ...	" "
164	North Murgo	W. J., H. C., F. H., & A. A. Dangar	13,440	12 0 0	.....	2,000	20,000	30 0 0	" " ...	" "
165	Winslow	T. Parnell	8,500	10 0 0	No	report	.....	.....	" " ...	" "
166	Welbon Back Block, No. 2	A. J. Doyle	14,000	22 0 0	No	report	.....	.....	1 Oct., 1872 ...	30 Sep., 1877.
167	Big Leather West	J. Town	36,000	18 0 0	1,200	.....	16,000	31 0 0	1 Jan., 1873 ...	31 Dec., 1877.
168	Bundori	The Right Rev. Wm. Tyrrell	19,000	15 0 0	500	.....	17,820	30 0 0	" " ...	" "
169	The Ponds	J. Morrison	14,000	18 0 0	700	.....	.....	.....	" " ...	" "
170	Warren	J. Town	22,000	20 0 0	1,000	.....	16,000	35 0 0	" " ...	" "
171	Welbon Back Block, No. 1	A. A. Adams	23,000	18 0 0	.....	2,500	.....	.....	" " ...	" "
172	Back Gil Gil	J. A. Turner	5,000	10 0 0	300	.....	.....	.....	" " ...	" "
173	Direlinabildry West	Bucknell Bros.	5,500	16 10 0	300	.....	.....	.....	1 Jan., 1874 ...	" 1878.
174	Midlands	G. F. A. & G. Wyndham	12,500	30 0 0	.....	3,000	.....	.....	" 1876 ...	" 1880.
167	Total No. of Runs.	Total	5,803,363	10,614 0 0	97,814	505,850	5,131,940	9,291 1 0		
		DISTRICT OF LACHLAN.								
1	Tarawonga	F. C. & K. E. Brodribb	64,060	80 0 0	.....	4,000	64,000	31 0 0	1 Jan., 1875 ...	31 Dec., 1879.
2	Rankin's Hill, No. 3	F. W. Armytage	72,500	45 0 0	.....	2,250	.....	.....	" "	" "
3	" No. 6	"	72,500	90 0 0	.....	4,500	.....	.....	" "	" "
4	Papakura, No. 3	"	25,600	40 0 0	.....	2,000	25,600	30 0 0	" "	" "
5	Mossgeil	"	63,320	100 0 0	.....	5,000	64,000	31 0 0	" "	" "
6	Abbotsford	"	64,640	100 0 0	.....	5,000	.....	.....	" "	" "
7	Strathavon	"	63,800	80 0 0	.....	4,000	.....	.....	" "	" "
8	Alma	William Campbell	64,000	80 0 0	.....	4,000	.....	.....	" "	" "
9	Ellisland	F. W. Armytage	64,000	90 0 0	.....	4,500	.....	.....	" "	" "
10	Avondale	William Campbell	64,000	80 0 0	.....	4,000	.....	.....	" "	" "
11	Papatoitoi North	F. W. Armytage	65,000	80 0 0	.....	4,000	.....	.....	" "	" "
12	" No. 1	"	64,000	76 0 0	.....	3,800	40,960	30 0 0	" "	" "
13	Papakura, No. 1	T. James & Alfred Johnson	35,840	50 0 0	.....	2,500	35,840	30 0 0	" "	" "

No. in Run Register.	Run.	Lessee.	Estimated area under existing tenure.	Present annual rental.	Estimated grazing capabilities in an unimproved state.		Estimated area under original tenure.	Old rental and assessment.	Date of commencement of present tenure.	Term of tenure.
					Cattle.	Sheep.				
		DISTRICT OF LACHLAN—*continued.*	acres	£ s. d.			acres	£ s. d.		
14	Alma, No. 1	T. James & Alfred Johnson	25,600	40 0 0	.....	2,000	.....	.....	1 Jan., 1875	31 Dec., 1879.
15	„ No. 8	„ „	25,600	20 0 0	.....	2,000	.....	.....	„ „	„ „
16	Hokianga South	„ „	28,800	34 0 0	.....	1,700	.....	.....	„ „	„ „
17	„ North	F. C. & K. E. Brodribb	23,680	33 0 0	.....	1,600	.....	.....	„ „	„ „
18	Tom's Lake	J. Wilkinson & R. A. Lidwell	44,760	60 0 0	.....	3,000	51,200	34 0 0	„ „	„ „
19	Kirindi No. 1	T. James & Alfred Johnson	16,200	16 0 0	.....	1,250	.....	.....	„ „	„ „
20	No. 1 Willandra, Billebong	J. & G. Whittingham & W. B. Haines	12,800	20 0 0	.....	1,000	16,000	30 0 0	„ „	„ „
21	No. 3 „ „	„ „	15,500	25 0 0	.....	1,250	16,000	30 0 0	„ „	„ „
22	No. 5 „ „	„ „	19,000	30 0 0	.....	1,500	16,000	30 0 0	„ „	„ „
23	No. 7 „ „	„ „	25,000	40 0 0	.....	2,000	16,000	30 0 0	„ „	„ „
24	No. 8 „ „	„ „	16,000	25 0 0	.....	1,250	16,000	30 0 0	„ „	„ „
25	No. 9 „ „	„ „	16,000	25 0 0	.....	1,250	16,000	30 0 0	„ „	„ „
26	No. 10 „ „	„ „	19,200	30 0 0	.....	1,500	16,000	30 0 0	„ „	„ „
27	No. 11 „ „	„ „	16,000	25 0 0	.....	1,250	16,000	30 0 0	„ „	„ „
28	Booraran	„ „	33,000	50 0 0	.....	2,500	35,200	30 0 0	„ „	„ „
29	Gunagia	„ „	29,000	30 0 0	.....	1,500	32,000	30 0 0	„ „	„ „
30	Sebastapool Block B, No. 2	W. A. Brodribb	24,000	37 0 0	.....	2,000	32,000	35 0 0	„ „	„ „
31	„ „ C, No. 3	„	32,000	50 0 0	.....	2,500	32,000	35 0 0	„ „	„ „
32	Aotea	„	15,360	22 0 0	.....	1,000	.....	.....	„ „	„ „
33	Papakura No. 4	J. & G. Whittingham & W. B. Haines	25,600	36 0 0	.....	1,800	32,000	30 0 0	„ „	„ „
34	Mahurange	The New Zealand Loan & Mercantile Agency Co. (Limtd.)	63,700	10 0 0	No report.		.....	.....	1 July, 1872	30 June, 1877.
35	Outer Back Roto North	The Melbourne Banking Corporation (Limited)	25,600	25 0 0	.....	1,250	.....	.....	1 Jan., 1875	31 Dec., 1879.
36	Outer Wangaron	T. M. Stewart	32,000	10 0 0	No report.		.....	.....	„ 1872	„ 1876.
37	Outer Back Wangaron	W. A. Brodribb	51,200	10 0 0	No report.		.....	.....	1 July, 1872	30 June, 1877.
38	Outer East Wangaron	The Melbourne Banking Corporation	51,200	40 0 0	.....	2,000	.....	.....	1 Jan., 1875	31 Dec., 1879.
39	Roto North	The New Zealand Loan & Mercantile Agency Co. (Lmtd.)	63,700	50 0 0	.....	2,500	64,000	30 0 0	„ „	„ „
40	North Wallandra	„ „ „	64,000	50 0 0	.....	2,500	64,000	30 0 0	„ „	„ „
41	Roto	„ „ „	64,000	60 0 0	.....	3,000	64,000	30 0 0	„ „	„ „
42	Cockenwonga	The Trust and Agency Company of Australasia (Limited)	65,000	70 0 0	.....	3,500	.....	.....	„ „	„ „
43	Kolkibertoo South Block A	„ „ „	85,000	40 0 0	.....	2,000	.....	.....	„ 1876	„ 1880.
44	Upper Wyolong	F. Gray	100,990	70 0 0	.....	2,800	40,000	30 0 0	„ 1875	„ 1879.
45	North Bolara Block A	J. W. Huon & G. R. M. Collins	30,720	30 0 0	.....	1,500	30,720	35 0 0	„ 1876	„ 1880.
46	Block No. 9 or Moonbria	The Hon. James G. Francis	13,520	30 0 0	250	.....	14,000	35 0 0	„ 1875	„ 1879.
47	Hiawatha	The Corporation of the Australian Joint Stock Bank	45,780	40 0 0	.....	1,600	.....	.....	„ „	„ „
48	Boy Beyan	J. & G. Whittingham and W. B. Haines	19,200	30 0 0	.....	1,500	.....	.....	„ „	„ „
49	Wealbah Block D	J. & A. Broad	34,480	48 0 0	.....	2,400	32,000	35 0 0	„ „	„ „
50	Outer Wallandra Block A	J. F. M'Mullen	25,520	40 0 0	.....	2,500	23,680	30 0 0	„ „	„ „
51	Sebastopol Block A, No. 1	F. C. Brodribb	24,000	33 0 0	.....	1,500	32,000	35 0 0	„ „	„ „
52	„ „ D, No. 4	„	32,000	45 0 0	.....	2,500	32,000	35 0 0	„ „	„ „
53	Crowl Creek Block, No. 8	William Allan	32,000	30 0 0	.....	1,500	.....	.....	„ „	„ „
54	„ „ No. 9	„	32,000	30 0 0	.....	1,500	.....	.....	„ 1876	„ 1880.
55	„ „ No. 10	„	32,000	40 0 0	.....	2,000	.....	.....	„ 1875	„ 1879.
56	Yara	W. R. Johnson	68,000	10 0 0	No report.		.....	.....	1 July, 1872	30 June, 1877.
57	Mordie	The Melbourne Banking Corporation	30,960	25 0 0	.....	1,250	.....	.....	1 Jan., 1875	31 Dec., 1879.
58	Moonee	„ „	30,000	40 0 0	.....	2,000	.....	.....	„ „	„ „
59	North Whoey	Isaac Shepherd	42,000	20 0 0	.....	1,000	.....	.....	„ 1876	„ 1880.
60	North Ubbalong	The Commercial Banking Company	19,200	25 0 0	.....	1,250	.....	.....	„ 1875	„ 1879.
61	Moothumbool	Andrew Cunningham	64,000	70 0 0	.....	3,500	.....	.....	„ „	„ „
62	Wilgar South	D. M'Kellar, J. Holt, & D. M'Leod	22,400	30 0 0	.....	1,200	20,000	30 0 0	„ „	„ „
63	Booreebil	The Bank of New South Wales	26,700	40 0 0	.....	1,600	26,000	35 0 0	„ „	„ „
64	Uabbalong South	„ „	6,600	14 0 0	.....	550	15,000	40 0 0	„ „	„ „
65	Gorman's Hill North	D. M'Kellar, J. Holt, & D. M'Leod	27,040	42 0 0	.....	1,680	23,000	30 0 0	„ „	„ „

No. in Run Register.	Run.	Lessee.	Estimated area under existing tenure.	Present annual rental.	Estimated grazing capabilities in an unimproved state.		Estimated area under original tenure.	Original rental and assessment.	Date of commencement of present tenure.	Term of tenure.
					Cattle.	Sheep.				
		DISTRICT OF LACHLAN—*continued.*								
			acres	£ s. d.			acres	£ s. d.		
66	Bogago	The Bank of New South Wales	77,000	114 0 0	.....	4,560	30,000	30 0 0	1 Jan., 1875	31 Dec., 1879.
67	Naradhan East	P. Davis & J. M. Smith	195,000	152 0 0	.....	6,000	25,000	31 2 6	,, ,,	,, ,,
68	Boorooambil	The Bank of New South Wales	52,000	68 0 0	.....	2,755	20,000	30 0 0	,, ,,	,, ,,
69	Wilga	D. M'Kellar, J. Holt, & D. M'Leod	31,360	45 0 0	.....	1,800	30,000	32 0 0	,, ,,	,, ,,
70	Naradhan North	D. M'Kellar & J. Holt	56,000	82 0 0	.....	3,300	25,000	30 0 0	,, ,,	,, ,,
71	Extended Cadow	Edward Jones	16,000	35 0 0	350	.....	.....	.....	,, ,,	,, ,,
72	Little Cadow	,,	22,400	35 0 0	280	.....	20,000	34 5 0	,, ,,	,, ,,
73	Bena	,,	35,000	70 0 0	560	.....	28,000	31 17 6	,, ,,	,, ,,
74	Four-bob Camp	C. W. T. Brown	22,700	35 0 0	.....	1,400	.....	.....	,, ,,	,, ,,
75	Gorman's Hill West	B. Buchanon & H. Mort	41,000	50 0 0	.....	2,000	17,000	32 10 0	,, ,,	,, ,,
76	Milbeg	William Richards	37,000	46 0 0	400	.....	25,000	30 5 0	,, ,,	,, ,,
77	Bygoloree	S. Tout & T. Kelly	26,520	30 0 0	.....	1,300	19,000	30 0 0	,, ,,	,, ,,
78	Yalgogoring North	John Cox	46,080	55 0 0	.....	2,200	34,000	30 0 0	,, ,,	,, ,,
79	Bolagamy Gulman	W. H. & C. A. Thompson	34,030	40 0 0	320	.....	40,300	34 7 6	,, ,,	,, ,,
80	Gigging Holes	C. H. Barber & C. Bercher	16,000	32 0 0	260	.....	.....	.....	,, ,,	,, ,,
81	Ungaree	Launcelot Ryan	74,000	106 0 0	.....	4,500	74,000	37 10 0	,, ,,	,, ,,
82	Gillgunia	William Macansh	14,900	25 0 0	.....	1,250	16,000	30 10 0	,, 1876	,, 1880.
83	Woolongough	John King	40,800	55 0 0	.....	2,200	38,400	34 7 6	,, 1875	,, 1879.
84	Gregory	James Tyson	40,000	55 0 0	.....	2,750	32,000	30 0 0	,, ,,	,, ,,
85	Merringreen	John Cox	48,000	70 0 0	.....	2,800	26,000	37 10 0	,, ,,	,, ,,
86	Wallandry	The Trust and Agency Company of Australasia	94,000	80 0 0	.....	3,200	.....	.....	,, ,,	,, ,,
87	Uglo, Block A	C. H. Barber & C. Bercher	28,800	60 0 0	500	.....	22,400	31 0 0	,, ,,	,, ,,
88	Tara, No. 4	The Melbourne Banking Corporation (Limited)	64,000	40 0 0	.....	2,000	.....	.....	,, ,,	,, ,,
89	Tara, No. 5	,,	31,960	25 0 0	.....	1,250	.....	.....	,, ,,	,, ,,
90	Dundoo	Late J. Moulder	22,000	30 0 0	240	.....	16,000	32 10 0	,, ,,	,, ,,
91	Mungolia	J. & A. Broad	16,000	25 0 0	.....	1,250	.....	.....	,, ,,	,, ,,
92	Blowclear	,,	10,240	16 0 0	.....	800	.....	.....	,, ,,	,, ,,
93	Wealbah Block A	,,	16,000	25 0 0	.....	1,250	.....	.....	,, ,,	,, ,,
94	,, ,, B	,,	17,920	28 0 0	.....	1,400	.....	.....	,, ,,	,, ,,
95	,, ,, C	,,	35,520	50 0 0	.....	2,500	38,400	32 10 0	,, ,,	,, ,,
96	Gunowlia	,,	16,640	26 0 0	.....	1,300	14,080	30 0 0	,, ,,	,, ,,
97	Tarawong	Peter Tyson	62,880	80 0 0	.....	4,000	.....	.....	,, ,,	,, ,,
98	Beauport	Isaac Shepherd	22,400	25 0 0	.....	1,250	.....	.....	,, ,,	,, ,,
99	Colleroy	,,	25,600	30 0 0	.....	1,500	.....	.....	,, ,,	,, ,,
100	Outer Enebelong	,,	16,000	10 0 0	.....	500	.....	.....	,, ,,	,, ,,
101	Meldior	,,	38,400	25 0 0	.....	1,250	38,400	40 0 0	,, ,,	,, ,,
102	Enabalong, Block A	,,	22,400	40 0 0	.....	2,000	32,000	31 0 0	,, ,,	,, ,,
103	Jereelrumbee Creek, No. 6	Lavinia Bennett	17,920	25 0 0	.....	1,250	16,000	30 10 0	,, ,,	,, ,,
104	,, ,, No. 7	,,	16,000	22 0 0	.....	1,100	16,000	30 0 0	,, ,,	,, ,,
105	,, ,, No. 10	W. A. Brodribb	20,640	32 0 0	.....	1,500	16,000	30 10 0	,, ,,	,, ,,
106	East Wangaron	T. M. Stewart	32,000	20 0 0	.....	1,000	.....	.....	,, 1876	,, 1880.
107	Papatoitoi East	The Trust and Agency Company	70,600	80 0 0	.....	4,000	.....	.....	,, 1875	,, 1879.
108	Wangaroa	James Bevan	32,000	10 0 0	No report		.....	.....	1 April, 1872	31 Mar., 1877.
109	Wangaron	Matthew Bevan	32,000	10 0 0	No report		.....	.....	,, ,,	,, ,,
110	Yerra Yerra	J. Strickland	12,800	35 0 0	.....	1,400	15,000	32 10 0	1 Jan., 1875	31 Dec., 1879.
111	Lower Berringerambil	R. A. Molesworth & T. W. Ware	13,000	55 0 0	.....	2,750	16,000	30 0 0	,, ,,	,, ,,
112	Yalgogrin	John Cox	39,700	56 0 0	.....	2,300	25,000	30 0 0	,, ,,	,, ,,
113	Willandra Billebong or Dry County	F. C. & K. E. Brodribb	12,800	20 0 0	.....	1,000	.....	.....	,, ,,	,, ,,
114	Keginni	The Melbourne Banking Corporation	16,000	25 0 0	.....	1,250	16,000	30 0 0	,, ,,	,, ,,
115	Uanunoo	Joseph Smith	20,480	32 0 0	.....	1,600	.....	.....	,, ,,	,, ,,
116	Marool Creek	A. Mackay	51,840	70 0 0	.....	3,000	50,000	40 0 0	,, ,,	,, ,,
117	Cocopara East	H. Patterson	95,000	50 0 0	.....	2,000	32,000	31 0 0	,, 1876	,, 1880.

No. in Run Register.	Run.	Lessee.	Estimated area under existing tenure.	Present annual rental.	Estimated grazing capabilities in an unimproved state.		Estimated area under original tenure.	Old rental and assessment.	Date of commencement of present tenure.	Term of tenure.
					Cattle.	Sheep.				
		DISTRICT OF LACHLAN—*continued.*								
			acres	£ s. d.			acres	£ s. d.		
118	Buddigower	The Trust and Agency Company	60,800	65 0 0	.....	2,600	.....	.....	1 Jan., 1875	31 Dec., 1879.
119	Yara, Block B	W. R. Johnson	70,000	10 0 0	No	report	.....	.....	1 July, 1872	30 June, 1877.
120	Thollolloboy and Tellellaboy	J. & G. Whittingham & W. B. Haines	40,000	60 0 0	.....	3,000	.....	.....	1 Jan., 1875	31 Dec., 1879.
121	Upper Wyolong, No. 2	The Commercial Bank	41,000	27 0 0	.....	4,100	44,800	30 0 0	" "	" "
122	West Mandamar	"	46,000	50 0 0	.....	2,000	45,000	32 0 0	" "	" "
123	Miparo North, Block A	James Gallagher & John Cooke	38,000	20 0 0	No	report	.....	.....	" 1874	" 1878.
124	Crowl Creek Block, No. 6	Sufferance occupation for Angora Goats	.....	Nil	.....	.....	.....	.....	.....	.....
125	" " No. 7	John Black	32,000	10 0 0	.....	500	32,000	37 12 6	1 Jan., 1876	31 Dec., 1880.
126	Warragoodiana	J. Smith	12,800	20 0 0	.....	1,000	12,800	30 0 0	" 1875	" 1879.
127	Ann's Vale, or Cangera	W. D. Campbell	720	10 0 0	.....	Nil	14,000	25 0 0	" 1876	" 1880.
129	Bengalal B	Matthew Conway	3,620	20 0 0	.....	1,500	3,000	14 13 9	" "	" "
130	Barwang	Late J. C. Wellman	5,180	10 0 0	.....	Nil	16,000	60 0 0	" "	" "
131	Benangaroo	B. M. Osborne	3,683	10 0 0	.....	"	12,800	14 13 9	" "	" "
132	Black Range	W. J. & A. H. M'Bean	14,087	30 0 0	.....	2,000	13,000	40 0 0	" "	" "
133	Bogalong	Matthew Armour	31,380	60 0 0	.....	4,000	32,000	38 2 6	" "	" "
134	"	Thomas Drummond	5,649	18 0 0	.....	1,500	13,000	33 8 9	" "	" "
135	Bogolong	R. Julian	14,641	30 0 0	.....	2,000	18,000	38 2 6	" "	" "
136	Bogolaro	S. Barber & John Dale	29,840	70 0 0	.....	5,000	30,000	50 0 0	" "	" "
137	Bonyeo	W. A. Cottee & W. Allan	4,375	10 0 0	.....	1,000	16,000	40 0 0	" "	" "
138	Bowning	D. Minehan	4,950	15 0 0	.....	1,200	6,700	38 2 6	" "	" "
140	Calabash	W. Kelly & Sarah Parkman	8,313	10 0 0	.....	Nil	29,000	40 0 0	" "	" "
141	Chidowla	Edward Carroll	8,960	20 0 0	.....	1,500	16,000	28 15 0	" "	" "
142	Copperbella	J. Lehane	23,270	50 0 0	.....	3,500	30,000	100 0 0	" "	" "
143	Cumbamurra	S. K. Salting	10,000	10 0 0	.....	Nil	60,000	70 0 0	" "	" "
144	Cunningham Creek	Nearly all alienated. Not ascertainable. Henry Copeland		10 0 0	No	report	15,000	40 0 0	" "	" "
145	"	Christopher Ward	2,240	10 0 0	.....	Nil	3,000	24 1 3	" "	" "
146	Curianga	Mrs. M. Murray	3,200	10 0 0	.....	"	3,200	19 7 6	" "	" "
147	Carrawang	James Roberts	Nil.	10 0 0	.....	"	56,000	100 0 0	" "	" "
148	Demondrille	Not ascertainable. Frank Johns		10 0 0	No	report	50,000	120 0 0	.....	.....
149	Douglas	Late J. C. Wellman	16,700	15 0 0	.....	1,000	19,000	40 0 0	1 Jan., 1876	31 Dec., 1880.
150	Dunderalligo	F. Allman & Martha Murray	10,760	30 0 0	.....	2,000	20,000	38 2 6	" "	" "
151	Five-mile Creek	Thomas Drummond	2,180	10 0 0	.....	Nil	4,000	26 8 2	" "	" "
152	Galong West	E. Ryan	Nil	10 0 0	.....	"	39,500	100 0 0	" "	" "
153	Gegullalong	G. Eason	6,800	10 0 0	.....	"	13,000	17 10 0	" "	" "
155	Goba Creek	P. Maloney, junr.	9,400	25 0 0	.....	2,000	10,000	26 8 2	" 1874	" 1878.
156	Illalong	Henry Brown	21,800	20 0 0	.....	1,500	12,000	40 0 0	" 1876	" 1880.
157	Kenor	James Chisholm	23,337	30 0 0	.....	1,500	34,000	61 17 6	" "	" "
158	Kolangan	The Commercial Bank	320	10 0 0	.....	Nil	7,000	24 1 3	" "	" "
159	Kuryong	Henry Brown	14,880	20 0 0	.....	1,500	9,000	40 0 0	" "	" "
160	Marengo	J. T. Beaumont	12,762	20 0 0	.....	1,500	40,000	90 0 0	" "	" "
161	Milong	The Commercial Bank	5,630	15 0 0	.....	1,000	9,700	50 0 0	" "	" "
162	Mopperty	Carlo Marina	Nil	10 0 0	.....	Nil	12,000	40 0 0	" "	" "
163	Murrimboola	The Commercial Bank	Nil	10 0 0	.....	"	7,000	28 15 0	" "	" "
164	Mylora	J. J. Garry	2,420	15 0 0	.....	1,000	13,000	33 8 9	" "	" "
165	Narra Allan	John Pring	16,590	50 0 0	.....	3,500	15,360	38 2 6	" "	" "
166	Nimby A	Nearly all alienated. Frank Johns		10 0 0	No	report	10,000	54 13 9	.....	.....
167	Reedy Creek	Mary Ryan	2,000	10 0 0	.....	Nil	3,000	21 14 5	1 Jan., 1876	31 Dec., 1880.
168	Sawyer's Creek	Thomas Scanlon	1,280	10 0 0	.....	"	1,280	11 17 6	" "	" "
169	Sawyer's Flat	William Grogan	3,520	10 0 0	.....	"	9,760	22 13 2	" "	" "
170	Sheep Station Creek	James Loomes & John Loomes, junr.	3,200	10 0 0	.....	"	3,200	17 0 8	" "	" "
171	Stoney Creek	Late John Conroy	3,840	10 0 0	.....	"	3,840	28 15 0	" "	" "

No in Run Register.	Run.	Lessee.	Estimated area under existing tenure.	Present annual rental.	Estimated grazing capabilities in an unimproved state.		Estimated area under original tenure.	Old rental and assessment.	Date of commencement of present tenure.	Term of tenure.
					Cattle.	Sheep.				
		DISTRICT OF LACHLAN—*continued.*								
			acres	£ s. d.			acres	£ s. d.		
172	Stony Creek	Patrick Maloney	400	10 0 0	.....	Nil	4,000	22 0 0	1 Jan., 1876...	31 Dec., 1880
173	Woolgarlo	Thomas Robertson	5,510	20 0 0	.....	1,500	7,600	33 8 9	" " ...	" "
174	Arramagong	John Daily	15,460	30 0 0	.....	2,000	26,880	50 0 0	" " ...	" "
174*a*	" East	Carlo Marina	13,600	25 0 0	.....	2,000	Subdivision of Arramagong.		" " ...	" "
175	Belabla, Upper	Steel Caldwell	17,950	60 0 0	.....	4,000	24,000	42 16 3	" " ...	" "
176	" Lower	"	21,275	60 0 0	.....	4,000	28,000	54 13 9	" " ...	" "
177	Bald Hill	The Australian Joint Stock Bank	38,886	50 0 0	.....	2,500	40,000	60 0 0	" " ...	" "
178	Bambaldry	W. R. Want	39,590	27 0 0	Now subdivided.		3,500	32,000	50 0 0	" " ...	" "
179	Bandan	James Newell	9,440	35 0 0	.....	2,000	16,000	24 1 3	" " ...	" "
180	Bendick Murrell	John Pring	1,115	10 0 0	.....	Nil	12,000	40 0 0	" " ...	" "
183	Boga Bogalong	A. F., F. F., W. F., & S. F. Gibson	59,620	70 0 0	.....	3,500	75,520	61 17 6	" " ...	" "
184	Bong Bong	George Campbell	12,213	30 0 0	.....	1,500	30,000	40 0 0	" " ...	" "
185	Brendah	J. Butler Wood	13,924	40 0 0	.....	2,000	46,080	60 0 0	" " ...	" "
186	Broula	William Hood	7,110	20 0 0	.....	1,000	10,000	28 15 0	" " ...	" "
187	Breakfast Creek	The Commercial Bank	30,160	60 0 0	.....	3,000	33,280	61 17 6	" " ...	" "
188	Bumbaldry	Abraham Hope	7,840	20 0 0	.....	1,000	7,680	28 15 0	" " ...	" "
189	Burramundra Troy	J. W. Croaker	.....	10 0 0	Nil	Nil	16,000	40 0 0	" " ...	" "
190	Burrangong	Late James White	.....	10 0 0	Nil	Nil	40,000	50 0 0	" " ...	" "
192	Caragabal	A. F., F. F., W. F., & S. F. Gibson	25,430	80 0 0	.....	4,000	26,880	50 0 0	" " ...	" "
193	Cocomingla	C. O'Leary	7,310	20 0 0	.....	1,000	16,000	61 0 0	" " ...	" "
194	Upper Coolegong	The Commercial Bank	2,872	10 0 0	Nil	Nil	17,760	38 0 0	" " ...	" "
195	Croot	John Dowd	2,680	20 0 0	.....	1,000	12,000	31 1 11	" " ...	" "
196	Crowther Creek	John Pring	5,921	10 0 0	Nil	Nil	14,360	40 0 0	" " ...	" "
197	Cucumgilliga	B. Buchanan & H. Mort	16,432	45 0 0	.....	2,250	30,000	40 0 0	" " ...	" "
198	Cudgemy County	"	6,720	20 0 0	.....	1,000	19,200	38 2 6	" " ...	" "
199	Canimbla	William Hood	.....	20 0 0	.....	1,000	6,000	19 0 0	" " ...	" "
200	Dananbilla	Late John Chew	4,300	10 0 0	Nil	Nil	16,360	40 0 0	" " ...	" "
201	Duggin's Station	Major and John West	15,260	50 0 0	.....	2,500	30,840	50 0 0	" " ...	" "
202	Illunie	Owen Hilly	20,760	50 0 0	.....	3,500	22,000	50 0 0	" " ...	" "
203	Kangarooby	R. C. Ambrose	15,680	30 0 0	.....	1,500	11,520	38 2 6	" " ...	" "
204	Kikiamah	Patrick Walsh	31,660	50 0 0	.....	3,500	30,000	40 0 0	" " ...	" "
205	Mallyan	W. R. Watt	.....	10 0 0	Nil	Nil	10,000	25 0 0	" " ...	" "
206	Merriganowry	John Grant, junr.	Not ascertainable.	15 0 0	.....	1,000	30,000	38 2 6	" " ...	" "
207	Nanimah	Major & John West, tertius	28,800	75 0 0	.....	4,000	30,720	40 0 0	" " ...	" "
208	Native Dog Creek	Commercial Banking Company	15,680	35 0 0	.....	2,000	16,000	38 2 6	" " ...	" "
209	Oma	Major & John West	41,306	70 0 0	.....	3,500	25,600	80 0 0	" " ...	" "
210	Paddy's Plains or Cudgelong	The City Bank	20,710	50 0 0	.....	2,500	40,000	40 0 0	" " ...	" "
211	Paddy's Plains	"	7,578	20 0 0	.....	1,000	9,600	40 0 0	" " ...	" "
212	Pinnacle	Late Roger Feehilly	26,560	50 0 0	.....	2,500	26,880	40 0 0	" " ...	" "
213	Rossi Creek, lower end of	Thomas Barrett	30,400	60 0 0	.....	4,000	19,200	42 16 3	" " ...	" "
214	Spring Creek	Thomas Wilding	Almost entirely alienated.	10 0 0	Nil	Nil	20,000	16 0 0	" " ...	" "
215	Stony Creek	Late William Mulholland	11,520	25 0 0	.....	2,000	13,000	33 8 9	" " ...	" "
216	Tin-pot Alley	William Hadcroft	14,460	60 0 0	.....	3,000	15,360	60 0 0	" " ...	" "
217	Tommanbil	J. B. Suttor	15,160	40 0 0	.....	3,500	17,280	33 8 9	* " 1871...	" 1875
218	Uoka (Weeogo)	T. H. Pateman & F. Allen	14,080	50 0 0	.....	2,500	16,000	38 2 6	" 1876...	" 1880
219	Warraderry	The Australian Joint Stock Bank	32,360	40 0 0	.....	2,000	35,200	50 0 0	" " ...	" "
220	Warrangong	George Campbell	16,000	10 0 0	Nil	Nil	16,000	40 0 0	" " ...	" "
221	Warrowrie	"	16,540	25 0 0	.....	1,250	30,000	40 0 0	" " ...	" "
222	Watamondera	William Hood	21,720	40 0 0	.....	2,000	23,040	40 0 0	" " ...	" "
223	Wentworth's Gully	John Nowlan	24,800	60 0 0	.....	4,000	16,000	38 2 6	" " ...	" "
224	Ariah	Late J. C. Wellman	25,600	55 0 0	.....	3,500	25,600	30 0 0	" " ...	" "
225	Bland	James Chisholm	53,807	140 0 0	.....	7,000	57,600	61 17 6	" " ...	" "

* Held from year to year at old rates, pending receipt of appraisement.

No. in Run Register.	Run.	Lessee.	Estimated area under existing tenure.	Present annual rental.	Estimated grazing capabilities in an unimproved state.		Estimated area under original tenure.	Old rental and assessment.	Date of commencement of present tenure.	Term of tenure.
					Cattle.	Sheep.				
		DISTRICT OF LACHLAN—*continued.*	acres	£ s. d.			acres	£ s. d.		
226	Back Creek	Mary Annetta Jamieson	35,000	75 0 0	.....	4,000	25,000	50 10 0	1 Jan., 1876 ...	31 Dec., 1880.
227	Barmedman	L., P., & J. Robertson	75,000	125 0 0	.....	6,000	75,000	50 0 0	„ „ ...	„ „
228	Billibong	Henry Ricketson	13,860	60 0 0	.....	3,000	16,000	61 17 6	„ „ ...	„ „
229	Billabong	The Trust and Agency Company	38,720	60 0 0	.....	3,000	16,000	42 16 3	„ „ ...	„ „
230	Bland East	A. F., F. F., W. F., & S. F. Gibson	14,319	50 0 0	.....	2,500	21,815	40 0 0	„ „ ...	„ „
231	„ West	A., D., & D. S. Bobertson	23,315	100 0 0	.....	5,000	22,315	40 0 0	„ „ ...	„ „
232	East Bland Plains	James Chisholm	30,070	85 0 0	.....	4,250	32,000	40 0 0	„ „ ...	„ „
233	West Bland Plains	A., D., & D. S. Robertson	17,000	70 0 0	.....	3,500	17,000	40 0 0	„ „ ...	„ „
234	Bogandillon	Joseph Miller	15,220	60 0 0	.....	3,000	16,000	40 0 0	„ „ ...	„ „
235	Boyd	The Commercial Bank	19,977	70 0 0	.....	3,500	25,600	60 0 0	„ „ ...	„ „
236	Brawlin	James Fitzpatrick	25,760	25 0 0	.....	2,000	46,000	100 0 0	„ „ ...	„ „
237	Bundaburra	Josiah Strickland	18,183	60 0 0	.....	3,000	23,400	61 17 6	„ „ ...	„ „
238	Bungumbil	Late J. C. Wellman	44,800	60 0 0	.....	5,500	45,000	30 0 0	.....	.....
239	Burthong	James Gibb	23,707	50 0 0	.....	3,500	32,000	111 17 6	1 Jan., 1876 ...	31 Dec., 1880.
240	Cota	George Campbell	17,576	35 0 0	.....	2,000	12,000	40 0 0	„ „ ...	„ „
241	Combaning	Michael Comans	35,510	60 0 0	.....	3,000	19,200	42 16 3	„ „ ...	„ „
242	Cooraberrima	The City Bank	30,720	100 0 0	.....	5,000	50,000	50 0 0	„ „ ...	„ „
243	Cootamonderra	John Hurley	13,861	20 0 0	.....	1,500	92,160	100 0 0	„ „ ...	„ „
244	Cowal	Thomas & James Atkins	11,620	40 0 0	.....	2,000	16,000	31 0 0	„ „ ...	„ „
245	Cucumla	James Fitzpatrick	24,910	25 0 0	.....	2,000	56,320	100 0 0	„ „ ...	„ „
246	Cullenga	W. A. Cottee & Wm. Allan	5,740	10 0 0	.....	1,600	16,000	40 0 0	„ „ ...	„ „
247	Enocks	E. W. Bowler	20,200	42 0 0	.....	2,000	32,000	60 0 0	„ „ ...	„ „
248	Goolagong	Major & John West	3,920	10 0 0	.....	.....	3,000	40 0 0	„ „ ...	„ „
249	Geraldra	W. H., G. D., & R. G. Davidson, & A. W. Robertson	41,600	80 0 0	.....	4,000	46,000	38 2 6	„ „ ...	„ „
250	Grogan	The Commercial Bank	23,040	75 0 0	.....	4,000	23,000	42 16 3	„ „ ...	„ „
251	Grogan Creek	William O'Brien, junr.	15,680	50 0 0	.....	2,500	17,000	38 2 6	„ „ ...	„ „
252	„	John Mason	23,040	40 0 0	.....	2,000	23,040	50 0 0	„ „ ...	„ „
253	Gundibendal	William O'Brien	41,740	60 0 0	.....	3,000	23,040	33 8 9	„ „ ...	„ „
254	Houlahan's Creek South	John Hurley	5,460	10 0 0	.....	.....	40,000	38 2 6	„ „ ...	„ „
255	Ironbong	The Australian Joint Stock Bank	27,320	60 0 0	.....	3,000	32,000	50 0 0	„ „ ...	„ „
256	Junee	T. W. Hammond & J. Johnstone	45,465	100 0 0	.....	5,000	150,000	150 0 0	„ „ ...	„ „
257	„ North	T. M'Kellar & John Todd	49,693	100 0 0	.....	5,000	Subdivision of Junee		„ „ ...	„ „
258	Marule Baale Creek	The Commercial Bank	61,440	75 0 0	.....	3,750	61,440	60 0 0	„ „ ...	„ „
259	Merrybandinah	Stephen White	26,880	40 0 0	.....	2,000	26,880	42 16 3	„ „ ...	„ „
260	Memagong	Alexander Mackay	13,280	30 0 0	.....	2,000	20,000	40 0 0	„ „ ...	„ „
261	Moonbuka	Steel Caldwell	40,000	90 0 0	.....	4,500	25,000	54 13 9	„ „ ...	„ „
262	Moorangoral	D. C. Macgregor	25,984	75 0 0	.....	4,000	32,000	50 0 0	„ „ ...	„ „
263	Muttama	Thomas Broughton	28,088	50 0 0	.....	3,500	131,000	270 0 0	„ „ ...	„ „
264	Murolebale	George MacDonnell	49,226	70 0 0	.....	3,500	22,400	30 0 0	„ „ ...	„ „
265	Narrabara	The Bank of New South Wales	56,980	100 0 0	....	5,000	61,440	73 15 0	„ „ ...	„ „
266	Nimby B	Frank Johns ... Area not ascertainable		10 0 0	No	report	55,000	24 1 3	„ „ ...	„ „
267	Nubba	The Australian Joint Stock Bank	3,233	10 0 0	.....	.....	16,000	33 8 9	„ „ ...	„ „
268	Rathden or Cooney Creek	Henry Copeland ... Area not ascertainable		10 0 0	No	report	11,500	40 0 0	„ „ ...	„ „
269	The Rocks	John Macpherson	35,820	45 0 0	.....	2,250	25,600	40 0 0	„ „ ...	„ „
270	Temora	„	118,920	120 0 0	.....	6,000	100,000	80 18 9	„ „ ...	„ „
271	Trigalana	A. F., W. F., F. F., & S. F. Gibson	17,359	75 0 0	.....	4,000	25,600	61 17 6	„ „ ...	„ „
272	Uar	The Trust and Agency Company	6,940	20 0 0	.....	1,000	5,000	17 0 8	„ „ ...	„ „
273	Walla Walla and Caringatel	R. H. & W. H. Oakes	11,424	45 0 0	.....	2,250	20,000	42 16 3	„ „ ...	„ „
274	WallaWalla	J. B. Suttor	46,080	77 0 0	.....	6,000	40,000	40 0 0	* „ 1871 ...	„ 1875.
275	Wallenbeen	Alexander Mackay	5,500	10 0 0	.....	.....	50,000	141 17 6	„ „ ...	„ 1880.
276	Wongajong	The Trust and Agency Company	19,788	70 0 0	.....	3,500	19,200	42 16 3	„ 1876 ...	„ „
277	Warry	David Ramsay	24,500	50 0 0	.....	2,500	40,000	30 0 0	„ „ ...	„ „

* Held from year to year at old rates pending receipt of appraisement.

1071

No. in Run Register.	Run.	Lessee.	Estimated area under existing tenure.	Present annual rental.	Estimated grazing capabilities in an unimproved state.		Estimated area under original tenure.	Old rental and assessment.	Date of commencement of present tenure.	Term of tenure.
					Cattle.	Sheep.				
		DISTRICT OF LACHLAN—*continued.*								
			acres	£ s. d.			acres	£ s. d.		
278	Weelong	Josiah Strickland	21,120	80 0 0	.....	4,600	25,600	61 17 6	1 Jan., 1876 ...	31 Dec., 1880.
279	Woowingeragong	Late Robert White	11,816	20 0 0	.....	1,000	16,000	42 16 6	" " ...	" "
280	Back of Whory	F. Shepherd	16,000	20 0 0	200	.....	16,000	19 17 6	" " ...	" "
281	Bellingerambll	R. A. Molesworth, T. W. Ware, & C. F. Mackinnon	109,620	425 0 0	.....	10,000	48,000	92 16 3	" " ...	" "
282	Bellingeramble	J. and G. Wittingham & W. B. Haines	30,000	165 0 0	.....	5,000	28,000	67 12 0	" " ...	" "
283	Boberoy	Isaac Shepherd	28,800	135 0 0	.....	5,000	22,400	33 8 9	" " ...	" "
284	Boolegal	William Campbell	22,110	90 0 0	.....	3,000	19,200	30 0 0	" " ...	" "
285	Boolooree	The Bank of New South Wales	14,500	23 0 0	No	report	23,040	40 0 0	1 July, 1871 ...	30 June, 1876.
286	Bolamble	W. H. Suttor	31,330	120 0 0	.....	6,000	25,600	42 16 3	1 Jan., 1876 ...	31 Dec., 1880.
287	Cadow	Edward Jones	25,230	100 0 0	.....	5,000	19,840	50 0 0	" " ...	" "
288	Cain	John F. M'Mullen	26,880	60 0 0	.....	2,000	26,880	25 0 0	" " ...	" "
289	Cargelligo	The Bank of New South Wales	20,000	50 0 0	.....	2,000	27,520	45 12 6	" " ...	" "
290	Carilla	J. Brewer & F. P. Hines	31,960	90 0 0	.....	3,000	26,880	50 0 0	" " ...	" "
291	Nym	James Tyson	25,403	90 0 0	.....	3,000	32,000	36 0 0	" " ...	" "
292	Corrong	Peter Tyson	22,363	50 0 0	.....	3,000	32,000	36 0 0	" " ...	" "
293	Condoublin	George Lee	8,664	10 0 0	.....	.....	18,560	40 0 0	" " ...	" "
294	Cumbigingi	James & A. Broad	12,000	45 0 0	.....	1,500	12,800	25 5 0	" " ...	" "
295	Direngabal	William Bloomfield Onions	12,440	30 0 0	.....	1,500	12,160	38 2 6	" " ...	" "
296	Enebolong	George Frew	19,540	80 0 0	.....	2,500	23,000	50 0 0	" " ...	" "
297	Eribindery	The Trust and Agency Company	25,040	80 0 0	600	.....	25,040	38 2 6	" " ...	" "
298	Geramy	William Tyson	9,000	10 0 0	100	.....	22,400	33 8 9	" " ...	" "
299	Guagong	Isaac Shepherd	22,400	100 0 0	.....	4,000	16,000	33 8 9	" " ...	" "
300	Gulgo	William Richards	17,200	75 0 0	.....	4,000	20,000	61 17 6	" " ...	" "
301	Gummall	J. M., G. C., A., & W. H. Loughnan	25,000	40 0 0	.....	2,000	25,600	42 16 3	" " ...	" "
302	Gugong	Late Joseph Moulder	16,970	50 0 0	400	.....	16,000	40 0 0	" " ...	" "
303	Honuna	Robert Chirnside	92,000	285 0 0	.....	8,000	22,400	73 15 0	" " ...	" "
304	Huaba	Michael Walsh	25,600	40 0 0	200	.....	25,600	50 0 0	" " ...	" "
305	Hyandra East	Grace Budd	16,000	25 0 0	.....	1,000	16,000	40 0 0	" " ...	" "
306	Hyandra West	Edward Owens	17,500	25 0 0	150	.....	16,000	40 0 0	" " ...	" "
307	Island	Hon. J. G. Francis	20,400	80 0 0	.....	4,000	25,000	42 16 3	" " ...	" "
308	Jemelong	Charles M'Phillamy	26,960	60 0 0	.....	3,000	60,000	40 0 0	" " ...	" "
309	Lake Walgiers	John Peter	48,160	180 0 0	.....	5,000	46,080	32 10 0	" " ...	" "
310	Maria's Lake	The Bank of New South Wales	15,000	40 0 0	.....	2,500	16,000	30 0 0	" " ...	" "
311	Mary Merrigall	John Brewer & F. C. Hines	28,800	75 0 0	.....	4,000	10,000	28 15 0	" " ...	" "
312	Matamong Plains	John Peter	32,000	60 0 0	.....	2,000	32,000	30 4 0	" " ...	" "
313	Mea Mia	G. Kirk & D. B. Reid	63,880	400 0 0	.....	10,000	25,600	54 3 9	" " ...	" "
314	North Merrowee	Joseph Smith	31,360	150 0 0	.....	5,000	40,000	98 8 0	" " ...	" "
315	South Merrowee	A. G. Jones	20,760	70 0 0	.....	2,500	22,400	45 12 6	" " ...	" "
316	Mickabill	Hon. William Campbell	28,010	70 0 0	.....	3,500	25,600	42 16 3	" " ...	" "
317	Overall Plains	E. L. Moore	32,000	170 0 0	1,400	.....	45,315	30 10 0	" " ...	" "
318	Bungarie	James Tyson	30,720	50 0 0	.....	1,500	32,000	30 4 0	" " ...	" "
319	South Thononga	Robert Chirnside, J. Bell, & R. Edgar	40,170	170 0 0	.....	6,000	40,000	40 0 0	" " ...	" "
320	West Thelangering	Thomas Darchy	73,900	220 0 0	.....	8,000	80,640	60 0 0	" " ...	" "
321	East Thelangering	The Australian Mortgage Land and Finance Company	49,245	120 0 0	.....	4,000	54,560	40 0 0	" " ...	" "
322	Towyel	Charles M'Phillamy	29,710	90 0 0	.....	4,500	32,000	73 15 0	" " ...	" "
323	Toopruck	James Tyson	25,452	90 0 0	.....	3,000	32,000	36 0 0	" " ...	" "
324	Nandum	"	30,000	60 0 0	.....	2,000	32,000	30 2 0	" " ...	" "
325	Uabalong	The Bank of New South Wales	11,000	30 0 0	.....	1,500	16,640	40 0 0	" " ...	" "
326	Uabba	James Dickson	31,040	160 0 0	No	report	32,000	61 17 6	" " ...	" "
327	Ulonga	M. & J. H. Patterson	89,430	300 0 0	2,000	.....	89,600	61 17 6	" " ...	" "
328	Wallandra North	John F. M'Mullen	32,000	150 0 0	.....	4,000	32,000	80 0 0	" " ...	" "
329	Walgier Plain	John Peter	32,000	60 0 0	.....	2,000	32,000	34 0 0	" " ...	" "

No. in Run Register.	Run.	Lessee.	Estimated area under existing tenure.	Present annual rental.	Estimated grazing capabilities in an unimproved state.		Estimated area under original tenure.	Old rental and assessment.	Date of commencement of present tenure.	Term of tenure.
					Cattle.	Sheep.				
		DISTRICT OF LACHLAN—*continued.*								
			acres	£ s. d.			acres	£ s. d.		
330	Wallaby	E. L. Moore	32,880	175 0 0	1,400	.....	45,120	54 13 9	1 Jan., 1876 ...	31 Dec., 1880.
331	Wallandra South	J. M., G. C., A. & W. H. Loughnan	34,000	52 0 0	.....	2,000	14,000	50 0 0	" " ...	" "
332	Wallamundry	W. H. Suttor	10,490	40 0 0	.....	2,000	25,600	50 0 0	" " ...	" "
333	Waroo	C. M'Phillamy	18,410	70 0 0	.....	3,500	32,000	61 17 6	" " ...	" "
334	Wheabah	James & Andrew Broad	16,000	65 0 0	.....	3,000	16,000	28 15 0	" " ...	" "
335	Whory	Frederick Shepherd	11,800	70 0 0	500	.....	16,000	33 8 9	" " ...	" "
336	Wardry	R. Y. Cousens	26,880	70 0 0	.....	3,500	27,000	40 0 0	" " ...	" "
337	Yaddra	Joseph Moulder	11,620	40 0 0	300	.....	16,000	40 0 0	" " ...	" "
338	Beabula	J. Rutherford, J. M'Culloch, & R. Sellar	90,184	350 0 0	.....	8,000	105,600	61 17 6	" " ...	" "
339	Benduck	A., E. C., & E. W. Severne	75,500	210 0 0	.....	6,000	115,600	61 17 6	" " ...	" "
340	Berrembed	John Hore	36,000	50 0 0	.....	2,500	71,040	61 17 6	" " ...	" "
341	Bolaro	The Bank of New South Wales	23,640	50 0 0	No	report	15,360	30 10 0	" " ...	" "
342	Bundidgery	The Australian Mortgage, Land, & Finance Company	21,380	35 0 0	.....	1,000	28,160	57 10 0	" " ...	" "
343	Calkibitoo	The Bank of New South Wales	75,528	120 0 0	.....	6,000	89,600	54 13 9	" " ...	" "
344	Coonon Point	J. Blackwood & C. Ibbotson	95,280	300 0 0	.....	8,000	96,000	61 17 6	" " ...	" "
345	Craigengullen	Henry K. H. Darlot	45,886	150 0 0	.....	5,000	41,600	61 17 6	" " ...	" "
346	Kooba	W. E. Stanbridge & J. M'Gaw	73,440	285 0 0	.....	8,000	89,600	70 0 0	" " ...	" "
347	Eunonyareenya	R. B. Ronald & J. M'Bain	20,000	25 0 0	.....	1,250	103,750	110 0 0	" " ...	" "
348	Ganmain	The Bank of New South Wales	78,040	120 0 0	.....	6,000	89,600	66 11 3	" " ...	" "
349	Geralgambith	John Morris	21,180	45 0 0	.....	2,250	25,000	32 0 0	" " ...	" "
350	Gobarralong	Crowe & Carberry	nearly all alienated	10 0 0	Nil.	Nil.	7,000	33 8 9	" " ...	" "
351	Gogeldrie	G., G. H., & C. S. B. Hebden	88,640	350 0 0	.....	12,000	140,800	135 2 6	" " ...	" "
351A	East Gogeldrie	Alexander & Adam M'Neill	47,000	150 0 0	.....	5,000	Sub-division of Gogeldrie.		" " ...	" "
353	Gobagomlin	Abraham Booth	18,328	50 0 0	.....	2,500	61,440	100 0 0	" " ...	" "
355	Gundagai A.	James Robinson	nearly all alienated	10 0 0	Nil.	Nil.	2,560	24 1 3	" " ...	" "
356	Heifer Station	Charles & Henry Morgan	6,250	40 0 0	.....	2,000	42,240	50 0 0	" " ...	" "
357	Houlong	William Rudd	49,946	210 0 0	.....	6,500	103,040	52 6 11	" " ...	" "
358	Hulong	W. N. Waller	16,720	65 0 0	.....	1,800	28,000	40 0 0	" " ...	" "
359	Jugeyong North	William Macansh	1,184	10 0 0	Nil.	Nil.	30,000	80 8 2	" " ...	" "
360	Kymo	James Robinson	10,385	30 0 0	.....	1,500	28,000	50 0 0	" " ...	" "
361	Mingay	P. J. O'Donnell	nearly all alienated	10 0 0	Nil.	Nil.	25,000	33 8 9	" " ...	" "
362	Mooney Mooney	Patrick Keane	"	10 0 0	Nil.	Nil.	5,120	24 1 3	" " ...	" "
363	Moon Moon Curra	William & Charles M'Evoy	22,620	70 0 0	500	.....	32,000	40 0 0	" " ...	" "
364	Nangus	John Jenkins	8,045	30 0 0	.....	1,500	72,000	136 12 6	" " ...	" "
365	Narrandarai	Edward Flood	73,220	85 0 0	.....	2,500	85,120	100 0 0	" " ...	" "
366	Oura	John Rand	nearly all alienated	15 0 0	Nil.	Nil.	25,000	80 18 9	" " ...	" "
367	Pimpayinpa	J. Blackwood & C. Ibbotson	35,000	160 0 0	.....	5,000	45,000	61 17 6	" " ...	" "
368	Police Point	J. Rutherford, J. M'Culloch, & R. Sellar	58,468	185 0 0	.....	6,000	96,000	61 17 6	" " ...	" "
369	Tooyal	John Holloway	19,372	50 0 0	.....	2,500	51,200	50 0 0	" " ...	" "
370	Ulong	W. N. Waller	20,996	70 0 0	.....	2,300	28,800	40 0 0	" " ...	" "
371	Wedgagallong	B. M. Osborne	1,515	10 0 0	Nil.	Nil.	10,400	28 15 0	" " ...	" "
372	Wardry	William Wragge & John & Jas. Hearn	64,120	200 0 0	.....	6,000	76,800	54 13 9	" " ...	" "
373	Woolondool	W. & C. M'Evoy	51,602	140 0 0	.....	4,000	76,800	61 17 6	" " ...	" "
374	Watti Creek	Edward Flood	3,730	10 0 0	Nil.	Nil.	12,940	40 0 0	" " ...	" "
375	Yonco	Alexander & Adam M'Neill	82,767	190 0 0	.....	6,000	89,600	80 0 0	" " ...	" "
376	Brengergee	S. L. Learmonth	56,107	95 0 0	.....	3,000	120,260	72 5 0	" " ...	" "
377	East Grangle	A. J. L. Learmonth	51,630	85 0 0	.....	2,000	230,150	154 13 9	" " ...	" "
378	West Grangle	"	67,078	130 0 0	.....	4,000	Sub-division of old run Grangle.		" " ...	" "
379	Berambah	Thomas Baillie	134,821	240 0 0	.....	8,000	169,992	123 15 0	" " ...	" "
380	Wontabadgery	W. O. Windeyer	18,933	40 0 0	.....	2,000	69,120	120 0 0	" " ...	" "
381	Cowra Rocks	G. Campbell	14,381	30 0 0	.....	1,500	19,200	38 2 6	" " ...	" "
382	Moudry	J. B. Watt & W. O. Gilchrist	30,560	60 0 0	.....	3,000	30,720	61 17 6	1 Jan., 1872 ...	31 Dec., 1876.

No. in Run Register.	Run	Lessee.	Estimated area under existing tenure.	Present annual rental.	Estimated grazing capabilities in an unimproved state.		Estimated area under original tenure.	Old rental and assessment.	Date of commencement of present tenure.	Term of tenure.
					Cattle.	Sheep.				
		DISTRICT OF LACHLAN—*continued.*								
			acres	£ s. d.			acres	£ s. d.		
383	Bland	T. & J. Atkins	16,000	50 0 0	.....	4,000	17,000	30 0 0	1 Jan., 1872 ...	31 Dec., 1876.
384	Bonar	George Lee	12,500	25 0 0	.....	2,000	16,000	30 0 0	„ „ ...	„ „
385	Gorman's Hill	D. M'Kellar & John Holt	20,800	35 0 0	.....	3,000	23,000	30 0 0	„ „ ...	„ „
386	Head of Bribera Creek	Steel Caldwell	14,140	15 0 0	.....	1,200	13,000	71 0 0	„ „ ...	„ „
388	Mandamar	The Commercial Bank	33,000	35 0 0	.....	3,000	17,000	28 0 0	„ „ ...	„ „
289	Moora Moora	C. M'Phillamy	27,000	35 0 0	.....	3,000	27,000	30 0 0	„ „ ...	„ „
390	Mugga Swamp	Henry Ricketson	31,860	25 0 0	.....	2,000	27,000	30 0 0	„ „ ...	„ „
391	Nobby's Lagoon	Mary Anetta Jamieson	19,840	40 0 0	.....	3,000	17,000	31 0 0	„ „ ...	„ „
392	Outer Borambil	W. H. Suttor	19,000	30 0 0	.....	2,000	38,720	30 0 0	„ „ ...	„ „
393	Sandy Creek	John Allen	31,960	45 0 0	.....	4,000	16,000	31 0 0	„ „ ...	„ „
394	The Battery	The Commercial Bank	25,600	67 0 0	.....	5,000	25,000	30 4 0	„ „ ...	„ „
395	Tregallana East	A. F., F. F., W. F., & S. F. Gibson	25,000	67 0 0	.....	5,000	20,000	30 0 0	„ „ ...	„ „
396	Ugalong	John Cummings	19,600	35 0 0	.....	3,000	22,400	45 0 0	„ „ ...	„ „
397	Wallaroy	W. H. Suttor	35,000	40 0 0	.....	3,000	20,000	40 0 0	„ „ ...	„ „
398	Wilbetroy	Charles M'Phillamay	25,000	35 0 0	.....	3,000	22,400	30 0 0	„ „ ...	„ „
399	Youngara Creek	W. A. Atkins	46,000	40 0 0	.....	3,000	44,800	31 17 6	„ „ ...	„ „
400	Youngee Plain	The Commercial Bank	29,100	35 0 0	.....	3,000	.....	.....	„ „ ...	„ „
401	Meeroomerotherie	William Campbell	22,000	25 0 0	.....	2,000	.....	.....	„ „ ...	„ „
402	Uglo	C. H. Barber & C. Bercher	21,180	40 0 0	.....	3,000	16,000	35 17 6	„ „ ...	„ „
403	Back Wogonga	R. A. Molesworth & T. W. Ware	16,000	20 0 0	.....	1,500	16,000	30 0 0	„ „ ...	„ „
404	Block B 58	W. A. Brodribb	12,160	15 0 0	.....	1,000	.....	.....	„ „ ...	„ „
405	Bulgarbugerygam	Peter Tyson	64,000	75 0 0	.....	6,000	.....	.....	„ „ ...	„ „
406	Bungerra	John Peter	28,800	35 0 0	.....	3,000	64,000	31 0 0	„ „ ...	„ „
407	Cagellico	W. M'Nicol	28,800	45 0 0	No report		.....	.....	1 July, 1874 ...	30 June, 1879.
408	Canowly	R. A. Molesworth & T. W. Ware	19,200	24 0 0	.....	2,000	.....	.....	1 Jan., 1872 ...	31 Dec., 1876.
409	Conapaira	The Australian Joint Stock Bank	132,000	100 0 0	.....	8,000	48,000	70 0 0	„ „ ...	„ „
410	Culpatora	John Hugh M'Vean	64,000	75 0 0	.....	6,000	64,000	30 10 0	„ „ ...	„ „
411	Gunnowlia West	J. & G. Whittingham & W. B. Haines	15,360	20 0 0	.....	1,500	16,000	45 0 0	„ „ ...	„ „
412	Kendal	W. A. Brodribb	25,600	32 0 0	.....	2,500	25,600	30 0 0	„ „ ...	„ „
413	Kolkiberto South	The Trust and Agency Company	93,000	50 0 0	.....	4,000	38,000	30 0 0	„ „ ...	„ „
414	„ West	„	38,400	40 0 0	.....	3,000	40,000	30 0 0	„ „ ...	„ „
415	Lower Mooral	R. A. Molesworth & T. W. Ware	8,960	11 0 0	.....	1,000	.....	.....	„ „ ...	„ „
416	Lower North Thononga	William Campbell	37,190	100 0 0	.....	8,000	38,400	32 10 0	„ „ ...	„ „
417	Lucaboo	R. A. Molesworth & T. W. Ware	16,000	20 0 0	.....	1,500	16,000	30 0 0	„ „ ...	„ „
418	Malagadery Springs	J. & G. Whittingham & W. B. Haines	32,000	25 0 0	.....	2,000	.....	.....	„ „ ...	„ „
419	Margaro	John H. M'Vean	62,720	75 0 0	.....	6,000	64,000	30 10 0	„ „ ...	„ „
420	Narrawati or Gummal, Block B	J. M., G. C., A., & W. H. Loughnan	45,000	25 0 0	.....	2,000	16,000	30 0 0	„ „ ...	„ „
421	Nattue	John Peter	26,240	25 0 0	.....	2,000	44,800	34 0 0	„ „ ...	„ „
422	Outer Wallandra West	John F. M'Mullen	29,440	40 0 0	.....	3,000	29,440	30 0 0	„ „ ...	„ „
423	Scrubby Range North	The Australian Joint Stock Bank	90,000	55 0 0	.....	4,000	.....	.....	„ „ ...	„ „
424	South Thononga, Block C	Rutherford, M'Culloch, & Sellar	55,000	60 0 0	.....	5,000	30,000	31 0 0	„ „ ...	„ „
425	Tooloor	J. & G. Whittingham & W. B. Haines	25,600	32 0 0	.....	2,500	.....	.....	„ „ ...	„ „
426	Wallaby, Block B	Rutherford, M'Culloch, & Sellar	61,920	87 0 0	.....	7,000	38,000	90 0 0	„ „ ...	„ „
427	Warranary	J. & G. Whittingham & W. B. Haines	35,000	40 0 0	.....	3,000	32,000	30 0 0	„ „ ...	„ „
428	„ South	Joseph Smith	16,000	20 0 0	.....	1,500	.....	.....	„ „ ...	„ „
429	„ West	„	32,000	25 0 0	.....	2,000	.....	.....	„ „ ...	„ „
430	Weejagada	J. & G. Whittingham & W. B. Haines	16,000	20 0 0	.....	1,500	.....	.....	„ „ ...	„ „
431	Weerie or Block A	J. M., G. C., A., & W. H. Loughnan	60,000	30 0 0	.....	2,500	16,000	30 0 0	„ „ ...	„ „
432	Wood No. 1	J. & G. Whittingham & W. B. Haines	25,000	20 0 0	.....	1,500	.....	.....	„ „ ...	„ „
433	Woolloombye	James M'Evoy	16,000	20 0 0	.....	1,500	32,000	60 10 0	„ „ ...	„ „
434	Bygoo	J., G., J., & E. Holloway	73,000	40 0 0	.....	3,000	.....	.....	„ „ ...	„ „
435	Cooleman Holes	John Holloway	7,500	10 0 0	.....	800	16,000	31 0 0	„ „ ...	„ „

No. in Run Register.	Run.	Lessee.	Estimated area under existing tenure.	Present annual rental.	Estimated grazing capabilities in an unimproved state.		Estimated area under original tenure.	Old rental and assessment.	Date of commencement of present tenure.	Term of tenure.
					Cattle.	Sheep.				
		DISTRICT OF LACHLAN—*continued.*								
			acres	£ s. d.			acres	£ s. d.		
436	Euratha	Wm. Thompson and G. & R. Doubleday	38,160	25 0 0	.....	2,000	40,000	32 10 0	1 Jan., 1872	31 Dec., 1876.
437	Keandra Creek	J. Stinson	34,960	24 0 0	.....	3,000	20,000	143 3 2	„ „	„ „
438	Kitegora	John Holloway	22,540	18 0 0	.....	1,500	16,000	31 0 0	„ „	„ „
439	Kolkibertoo Block A	J. V. and R. C. Cooper	34,680	30 0 0	.....	2,000	.....	.....	„ „	„ „
440	Marar	John Cox	40,680	60 0 0	.....	5,000	16,000	121 0 0	1 Jan., 1874	31 Dec., 1878.
441	North Tubbeta	J., G., R., and A. Ranken	29,600	20 0 0	.....	1,000	40,000	30 0 0	„ 1872	„ 1876.
442	Tubbeta	„	34,000	30 0 0	.....	1,500	40,000	30 0 0	„ „	„ „
443	Wogongo	R. A. Molesworth and T. W. Ware	15,360	55 0 0	.....	4,000	16,000	34 0 0	„ „	„ „
444	Salmagundia	John F. M'Mullen	23,040	10 0 0	No	report	.....	.....	1 April, 1873	31 Mar., 1876.
445	Manna	Edward Jones	28,484	60 0 0	.....	3,000	25,600	335 11 9	1 Jan., 1876	31 Dec., 1880.
446	Naradhun	J. Brewer and F. P. Hines	122,800	60 0 0	600	.....	50,000	100 0 0	„ 1874	„ 1878.
447	Geroolgan East	John Gordon	33,760	30 0 0	.....	1,000	.....	.....	„ 1876	„ 1880.
448	Outer Back of Whory	Frederick Shepherd	35,200	10 0 0	100	.....	35,200	30 0 0	„ „	„ „
449	Roto North East	William M'Nicoll	63,700	20 0 0	No	report	64,000	30 0 0	„ 1874	„ 1878.
450	Calytria, Block C	The Melbourne Banking Corporation	32,000	20 0 0	.....	1,000	.....	.....	„ 1875	„ 1879.
451	„ Block D	T. M. Stewart	32,000	10 0 0	No	report	.....	.....	1 July, 1872	30 June, 1877.
452	„ Block E	The Melbourne Banking Corporation	32,000	30 0 0	.....	1,500	.....	.....	1 Jan., 1875	31 Dec., 1879.
453	„ Block F	„	16,000	20 0 0	.....	1,000	.....	.....	„ „	„ „
454	Miparo North, Block B	The Trust and Agency Company	75,000	60 0 0	.....	3,000	.....	.....	„ „	„ „
455	Yallock, Block A	W. A. Brodribb	72,000	10 0 0	No	report	.....	.....	1 July, 1872	30 June, 1877.
456	„ Block B	„	64,000	10 0 0	No	report	.....	.....	„ „	„ „
457	Youyang, Block B	T. M. Stewart	56,000	10 0 0	No	report	.....	.....	„ „	„ „
458	Matakana	„	51,200	10 0 0	No	report	.....	.....	„ „	„ „
459	Yackerboon	W. Macansh	41,400	35 0 0	.....	3,000	.....	.....	1 Jan., 1872	31 Dec., 1876.
460	North Abbotsford	William Taylor	64,000	60 0 0	.....	5,000	.....	.....	„ 1873	„ 1877.
461	Malonga	J. V. & R. C. Cooper	17,000	36 0 0	.....	1,450	.....	.....	„ 1875	„ 1879.
462	Coree	T. James and A. Johnson	64,000	10 0 0	No	report	.....	.....	1 July, 1872	30 June, 1877.
463	East Manna	Edward Jones	16,000	60 0 0	.....	5,000	16,000	34 0 0	1 Jan., 1873	31 Dec., 1877.
464	Merrimerriwa	William Higgins	25,280	25 0 0	.....	2,000	.....	.....	„ „	„ „
465	Mouramba No. 1	W. H. F. Mitchell	63,000	35 0 0	.....	3,000	.....	.....	„ „	„ „
466	Urambee No. 3	„	63,000	50 0 0	.....	4,000	.....	.....	„ „	„ „
467	Urambee No. 4	„	64,000	25 0 0	.....	2,000	.....	.....	„ „	„ „
468	Miparo of Marfred	W. & E. C. Kennedy	64,000	10 0 0	No	report	.....	.....	1 Jan., 1872	31 Dec., 1876.
469	Palmyra	F. W. Armytage	49,000	50 0 0	.....	4,000	.....	.....	„ 1873	„ 1877.
470	Ticehurst	W. & E. C. Kennedy	62,960	50 0 0	.....	4,000	.....	.....	„ „	„ „
471	Waiko East	„	52,000	35 0 0	.....	3,000	.....	.....	„ „	„ „
472	Burthung No. 1	W. H. F. Mitchell	64,000	50 0 0	.....	4,000	.....	.....	„ „	„ „
473	Miparo of Marfred East	The Trust and Agency Company	48,000	30 0 0	.....	2,500	.....	.....	„ „	„ „
474	Mouramba No. 2	W. H. F. Mitchell	48,000	37 10 0	.....	3,000	.....	.....	„ „	„ „
475	Urambee	„	16,000	12 10 0	.....	1,000	.....	.....	„ „	„ „
476	Urambee No. 2	„	16,000	12 10 0	.....	1,000	.....	.....	„ „	„ „
477	North Hyandra	Edward Owens	40,000	18 0 0	.....	1,500	.....	.....	„ 1874	„ 1878.
478	North East Wallandra	John F. M'Mullen	64,000	10 0 0	No	report	.....	.....	1 April, 1871	31 Mar., 1876.
479	Belowra	J. W. Hathaway	45,000	10 0 0	No	report	.....	.....	1 Jan., 1872	31 Dec., 1876.
480	Bundure	The Melbourne Banking Corporation	64,000	10 0 0	.....	1,000	.....	.....	„ 1873	„ 1877.
481	Cobran	„	32,000	15 0 0	.....	1,000	.....	.....	„ „	„ „
482	Coree	„	64,000	50 0 0	.....	4,000	.....	.....	„ „	„ „
483	Gilgunnia East	„	39,840	35 0 0	.....	3,000	.....	.....	„ „	„ „
484	Gonn	W. R. Johnson	64,000	10 0 0	No	report	.....	.....	1 July, 1872	30 June, 1877.
485	Gooan	The Melbourne Banking Corporation	64,000	32 0 0	.....	2,500	.....	.....	1 Jan., 1873	31 Dec., 1877.
486	Guapa No. 1	„	32,000	12 10 0	.....	1,000	.....	.....	„ „	„ „
487	„ No. 2	„	32,000	15 0 0	.....	1,000	.....	.....	„ „	„ „

No. in Run Register.	Run.	Lessee.	Estimated area under existing tenure.	Present annual rental.	Estimated grazing capabilities in an unimproved state.		Estimated area under original tenure.	Old rental and assessment.	Date of commencement of present tenure.	Term of tenure.
					Cattle.	Sheep.				
		DISTRICT OF LACHLAN—*continued.*								
			acres	£ s. d.			acres	£ s. d.		
488	Keleen	The Melbourne Banking Corporation	48,000	25 0 0	.....	2,000	.....	.....	1 Jan., 1873	31 Dec., 1877.
489	Tarcombe	" "	64,000	37 10 0	.....	3,000	.....	.....	" "	" "
490	Thule	" "	24,900	16 0 0	.....	1,000	.....	.....	" "	" "
491	Ticehurst	William Campbell	32,000	10 0 0	No	report	.....	.....	1 July, 1872	30 June, "
492	Urolee	W. R. Johnson	36,000	10 0 0	No	report	.....	.....	" "	" "
493	Wagga	The Melbourne Banking Corporation	48,000	24 0 0	.....	2,000	.....	.....	1 Jan., 1873	31 Dec., "
494	Warbrecan	" "	49,900	20 0 0	.....	1,500	.....	.....	" "	" "
495	West Thule	W. R. Johnson	17,000	10 0 0	No	report	.....	.....	1 April, 1874	31 Mar., 1879.
496	Wirlong	Thomas Simpson	54,000	10 0 0	No	report	.....	.....	" 1872	" 1877.
497	Yamma	W. R. Johnson	51,200	10 0 0	No	report	.....	.....	1 July, 1872	30 June, "
498	Yanko	"	24,000	10 0 0	No	report	.....	.....	" "	" "
499	Yathong	The Melbourne Banking Corporation	75,000	30 0 0	.....	2,500	.....	.....	1 Jan., 1873	31 Dec., 1877.
500	Stockinbingal	William O'Brien	26,170	50 0 0	.....	2,500	Subdivison of Wallenbeen		" 1876	" 1880.
501	Carrego	William Rudd	32,000	75 0 0	.....	6,000	48,000	31 0 0	" 1874	" 1878.
502	Yallock North Block B	H. Cunningham & J. K. Smyth	90,000	20 0 0	No	report	.....	.....	1 Oct., 1872	30 Sept., 1877.
503	Bald Hills	D. M'Kellar & J. Holt	15,600	35 0 0	.....	3,000	16,000	.....	1 Jan., 1874	31 Dec., 1878.
504	Birregerry	Samuel Stinson	36,900	55 0 0	.....	3,000	16,000	33 8 9	" "	" "
505	Bimbalingal	D. M'Kellar & J. Holt	19,000	55 0 0	.....	4,500	17,000	51 7 6	" "	" "
506	Bonar South	George Lee	9,860	20 0 0	.....	1,500	.....	.....	" "	" "
507	Cookaburragong	Thomas Stone	16,000	25 0 0	.....	2,000	.....	.....	" "	" "
508	Cowaby	R. B. Ronald & J. MacBain	63,390	80 0 0	.....	6,500	30,720	31 2 0	" "	" "
509	Dulahdulderry	The Bank of New South Wales	20,000	35 0 0	.....	3,000	22,400	31 0 0	" "	" "
510	Dundoo Hills	B. Buchanan & H. Mort	38,400	30 0 0	.....	2,500	.....	.....	" "	" "
511	Greenbar or Gunbar	G. Kirk & D. B. Reid	47,640	100 0 0	.....	8,000	23,040	35 0 0	" "	" "
512	Hartwood	Edward Roset	70,000	30 0 0	.....	5,000	.....	.....	" "	" "
513	Jollinyong	James Dickson	9,960	25 0 0	250	.....	30,000	61 19 6	" "	" "
514	Kangerong	John Black	64,000	10 0 0	No	report -	.....	.....	1 July, 1872	30 June, 1877.
515	Kiamba	W. R. Johnson	54,000	10 0 0	No	report	.....	.....	" "	" "
516	Narrabarra Creek	John M'Gregor	11,500	30 0 0	.....	2,500	10,240	30 0 0	1 Jan., 1874	31 Dec., 1878.
517	Priory Plains Block A	Thomas Stinson	45,000	20 0 0	No	report	.....	.....	1 April, 1872	31 Mar., 1877.
518	" " B	"	45,000	10 0 0	No	report	.....	.....	" "	" "
519	" " C	"	45,000	10 0 0	No	report	.....	.....	" "	" "
520	" " D	E. Evans & J. W. M'Kellar	64,000	35 0 0	.....	3,000	.....	.....	1 Jan., 1874	31 Dec., 1878.
521	" " E	"	64,000	50 0 0	.....	4,000	.....	.....	" "	" "
522	" " F	"	64,000	40 0 0	.....	2,500	.....	.....	" "	" "
523	" " G	John Hurley	64,000	20 0 0	No	report	.....	.....	1 July, 1872	30 June, 1877.
524	" " H	F. A. Gwynne	64,000	20 0 0	No	report	.....	.....	1 Jan., 1872	31 Dec., 1876.
525	Restdown	Edward Roset	100,000	17 10 0	.....	2,000	.....	.....	" 1874	" 1878.
526	Shenandoah	John Black	52,000	10 0 0	No	report	.....	.....	1 July, 1872	30 June, 1877.
527	The Rookery	John Hurley	70,000	10 0 0	No	report	.....	.....	" "	" "
528	Wargambegal	The Commercial Bank	24,000	20 0 0	.....	1,500	.....	.....	1 Jan., 1874	31 Dec., 1878.
529	West Plains	Charles M'Phillamy	12,800	25 0 0	.....	2,000	16,000	30 0 0	" "	" "
530	Wooyeo	D. M'Kellar and J. Holt	39,000	110 0 0	.....	9,000	40,000	86 17 6	" "	" "
531	Yallock	G. P. Desailly	72,000	45 0 0	.....	4,000	.....	.....	" "	" "
532	" Block C	W. A. Brodribb	64,000	10 0 0	No	report	.....	.....	1 July, 1872	30 June, 1877.
533	" " D	"	54,400	10 0 0	No	report	.....	.....	" "	" "
534	" North	"	58,000	10 0 0	No	report	.....	.....	" "	" "
535	" " Block A	"	82,000	10 0 0	No	report	.....	.....	" "	" "
536	" West	G. P. Desailly	66,000	30 0 0	.....	2,500	.....	.....	1 Jan., 1874	31 Dec., 1878.
537	Youyang Block C	The City Bank	64,000	10 0 0	No	report	.....	.....	" 1872	" 1876.
538	" " D	"	64,000	10 0 0	Nil	Nil	.....	.....	" 1876	" 1880.
539	" " F	Thomas & James Tout	62,000	15 0 0	... ..	1,000	.....	.....	" "	" "

No. in Run Register.	Run.	Lessee.	Estimated area under existing tenure.	Present annual rental.	Estimated grazing capabilities in an unimproved state.		Estimated area under original tenure.	Old rental and assessment.	Date of commencement of present tenure.	Term of tenure.
					Cattle.	Sheep.				
		DISTRICT OF LACHLAN—*continued.*								
			acres	£ s. d.			acres	£ s. d.		
540	Youyang, Block G.	Thomas & James Tout	64,000	15 0 0	.....	1,000	.....	.....	1 Jan., 1876	31 Dec., 1880.
541	Little Burrangong	John Allen	Nearly all alienated.	10 0 0	Nil	Nil	Subdivision of Burrangong.		" "	" "
542	Monument Flats	James Parkman	15,600	25 0 0	.....	2,000	.....	.....	" 1874	" 1878.
543	South Boorooambil	J. V. & R. C. Cooper	26,500	35 0 0	.....	3,000	.....	.....	" "	" "
544	Kolkibertoo, North	John Cox	25,600	40 0 0	.....	3,500	.....	.....	" "	" "
545	North Malonga	The Australian Mortgage, Land, and Finance Company	37,000	30 0 0	.....	2,500	.....	.....	" "	" "
546	Crown Camp	John King	18,360	29 0 0	.....	1,150	.....	.....	" 1875	" 1879.
547	Upper Wyalong, No. 3	The City Bank	40,000	27 0 0	.....	1,100	Subdivision of Upper Wyalong, No. 2.		" "	" "
548	Milbey, West	The Commercial Bank	22,000	25 0 0	.....	1,250	.....	.....	" 1876	" 1880.
551	Lower Coolegong	John Maroney	3,860	10 0 0	Nil	Nil	.....	.....	" "	" "
552	Billabong Back Run	The Trust and Agency Company	36,500	48 0 0	385	.....	30,000	30 0 0	" 1875	" 1879.
553	Binya	J. H. Patterson	37,000	45 0 0	.....	1,800	40,000	32 10 0	" "	" "
554	Bogia	John Brewer & F. P. Hines	33,000	20 0 0	.....	800	38,000	31 0 0	" "	" "
555	Cantarlo, No. 2	James Dickson	58,800	74 0 0	.....	3,000	45,000	30 10 0	" "	" "
556	Clear Ridges	The Trust and Agency Company	46,400	45 0 0	360	.....	45,000	30 0 0	" "	" "
557	Cowal, North	T. & J. Atkins	19,200	55 0 0	450	.....	16,000	38 2 6	" "	" "
558	Geelong or Pine Camp	John Brewer & F. P. Hines	33,000	38 0 0	.....	1,500	38,400	31 0 0	" "	" "
559	Lower Billabong Run	The Trust and Agency Company	24,000	34 0 0	275	.....	23,000	30 0 0	" "	" "
560	Lower Mithul Creek	J. & D. O'Brien	21,270	31 0 0	200	.....	20,000	31 0 0	" "	" "
561	Moulmain	Late J. Moulder	24,626	30 0 0	240	.....	32,000	30 0 0	" "	" "
562	North Gogeldrie	H. Cunningham & J. K. Smyth	37,000	85 0 0	.....	3,400	38,400	30 0 0	" "	" "
563	North Hulong	W. N. Waller	26,000	60 0 0	.....	2,400	30,700	30 0 0	" "	" "
564	North Ulong	"	30,000	70 0 0	.....	2,800	28,000	30 0 0	" "	" "
565	North Walgiers	John Peter	28,000	40 0 0	.....	2,000	21,760	32 0 0	" "	" "
566	North Wardry	W. Wragge & John and James Hearne	38,080	80 0 0	.....	5,000	30,700	30 0 0	" "	" "
567	Outer Lower North Thononga	William Campbell	34,000	50 0 0	.....	2,500	36,000	22 0 0	" "	" "
568	Outer Upper North Thononga	J. & A. Broad	33,600	52 0 0	.....	2,600	34,840	22 0 0	" "	" "
569	Outer Wallandra East	J. F. M'Mullen	28,800	35 0 0	.....	1,750	46,000	30 0 0	" "	" "
570	Solferino	Carlo Marina	All alienated.	10 0 0	Nil	Nil	.....	.....	" "	
571	Tallebung	W. H. F. Mitchell	36,000	33 0 0	.....	1,600	.....	.....	" "	" "
572	Ten-mile Plain	John Peter	60,000	90 0 0	.....	4,500	38,400	30 4 0	" "	" "
573	Tuprong Back Plains	James Tyson	41,000	50 0 0	.....	2,500	32,000	31 0 0	" "	" "
574	Twoprany Back Plains	"	30,000	40 0 0	.....	2,000	32,000	31 0 0	" "	" "
575	Upper North Thononga	J. & A. Broad	33,700	130 0 0	.....	6,500	37,120	32 10 0	" "	" "
576	Woombine	The Trust and Agency Company	14,400	32 0 0	.....	1,500	16,000	30 0 0	" "	" "
577	Wyangan (North Kooba)	W. E. Stanbridge & Joseph M'Gaw	32,000	53 0 0	.....	2,200	40,000	32 10 0	" "	" "
578	Yarringarry	Joseph Barnes	23,500	40 0 0	.....	1,700	32,000	30 0 0	" "	" "
579	Galong, East	Henry Brown	Nearly all alienated.	10 0 0	Nil	Nil	Subdivision of Galong West, No. 152.		" 1876	" 1880.
580	Back Wardry	Henry Steadman	38,000	20 0 0	No	report	"	"	" 1872	" 1876.
581	Scrubby Range, South	The Australian Joint Stock Bank	44,000	20 0 0	.....	1,500	Subdivision of Scrubby Range, No. 423.		" "	" "
582	Trigalong	D. M'Kellar & J. Holt	10,500	15 0 0	.....	1,000	.....	.....	" 1876	" 1880.
583	Honuna, Block A	G. Kirk & D. B. Reid	53,924	130 0 0	.....	4,000	48,000	32 10 0	" "	" "
584	" B	"	49,776	130 0 0	.....	4,000	70,000	31 0 0	" "	" "
585	" C	"	76,560	150 0 0	.....	5,000	70,000	31 0 0	" "	" "
586	Mea Mia, Block A	"	51,880	130 0 0	.....	4,000	24,000	32 10 0	" "	" "
587	" C	"	114,000	180 0 0	.....	6,000	70,000	31 0 0	" "	" "
588	Overall Plains, Block A	E. L. Moore	82,100	190 0 0	1,500	.....	70,000	31 0 0	" "	" "
589	South Thononga, Block A	R. Chirnside, J. Bell, & R. Eagar	33,000	75 0 0	.....	3,000	40,000	32 10 0	" "	" "
590	" B	" "	30,576	65 0 0	.....	2,500	40,000	32 10 0	" "	" "
591	Wallaby, Block A	William Moore	29,576	80 0 0	1,000	.....	48,000	32 10 0	" "	" "
592	Cave Flat	John Hannan	14,600	25 0 0	.....	2,000	.....	.....	" "	" "
593	Bengamby	E. Flood, junr.	23,000	30 0 0	.....	1,500	23,040	22 10 0	" "	" "

1077

No. in Run Register.	Run.	Lessee.	Estimated area under existing tenure.	Present annual rental.	Estimated grazing capabilities in an unimproved state.		Estimated area under original tenure.	Old rental and assessment.	Date of commencement of present tenure.	Term of tenure.
					Cattle.	Sheep.				
		DISTRICT OF LACHLAN—*continued.*								
			acres	£ s. d.			acres	£ s. d.		
594	Mooinbooldool	E. B. & T. Baker	23,040	45 0 0	.....	2,000	22,000	32 10 0	1 Jan., 1876 ...	31 Dec., 1880.
595	Northern Bolero	The Bank of New South Wales	30,740	45 0 0	.....	2,000	25,000	32 10 0	" " ...	" "
596	Barralong	John Gordon	49,536	60 0 0	.....	3,000	26,000	32 10 0	" " ...	" "
597	Murril Creek	R. & J. Ramsay	79,740	70 0 0	.....	3,500	25,000	32 0 0	" " ...	" "
598	Wanga	T. M. Stewart	32,000	10 0 0	No	report	.....	.....	1 April, 1871 ...	" "
599	Ulonga, Block A	M. & J. H. Patterson	6,500	10 0 0	.....	500	.....	.....	1 Jan., 1876 ...	31 Mar., 1876.
600	Ballandry	A. J. R. & G. Rankin	32,000	25 0 0	.....	2,000	19,480	30 0 0	" 1872 ...	31 Dec., 1880.
601	Binga No. 1	"	30,000	40 0 0	.....	3,000	25,000	30 0 0	" " ...	" 1876.
602	Cocoparra	J. H. Patterson	25,000	30 0 0	.....	2,000	25,000	30 0 0	" " ...	" "
603	Cocoparra North	"	12,000	15 0 0	.....	2,000	25,000	30 0 0	" " ...	" "
604	Curragong	P. & J. Robertson	54,000	50 0 0	.....	4,000	16,000	30 0 0	" " ...	" "
605	Iron Bark	"	44,000	30 0 0	.....	2,000	27,000	30 0 0	" " ...	" "
606	Merool Creek	The Australian Joint Stock Bank	33,300	12 10 0	.....	1,000	35,000	32 10 0	" " ...	" "
607	Mimosa	W. O. Windeyer	88,000	27 0 0	.....	2,000	16,000	30 0 0	" " ...	" "
608	North Barellan	John Gordon	33,000	30 0 0	.....	2,000	40,000	30 0 0	" " ...	" "
609	North Moonbooldool	E. B. & T. Baker	25,000	12 10 0	.....	1,000	24,000	30 0 0	" " ...	" "
610	Pine Tree	P. & J. Bobertson	60,000	50 0 0	.....	4,000	16,000	30 0 0	" " ...	" "
611	Quondary	George Harmon	40,000	35 0 0	.....	3,000	40,000	56 8 2	" " ...	" "
612	Back of Merrowee	Joseph Smith	11,360	20 0 0	.....	1,500	15,360	20 0 0	" " ...	" "
613	Bellingerambil, Block A	R. A. Moleswroth, T. W. Ware, & C. F. Mackinnon	57,000	28 0 0	.....	3,000	40,000	31 0 0	" " ...	" "
614	" Block B	" " "	96,000	35 0 0	.....	4,000	40,000	31 0 0	" " ...	" "
615	" Block C	" " "	125,000	32 0 0	.....	3,000	40,000	31 0 0	" " ...	" "
616	Beyond Back of Merrowee	Joseph Smith	19,200	24 0 0	.....	2,000	21,000	20 0 0	" " ...	" "
617	Culparling	Peter Tyson	64,000	75 0 0	.....	6,000	64,000	30 10 0	" " ...	" "
618	Youyang, Block A	T. M. Stewart	40,000	10 0 0	No	report	.....	.....	1 July, 1872 ...	30 June, 1877.
620	" Block E	The City Bank	20,000	32 0 0	Not	appraised.	.....	.....	" 1875 ...	" 1880.
621	Berrembed North	The Trust and Agency Company	31,120	60 0 0	.....	3,000	Sub-division	of "Berrembed."		
622	Top Lagoon	The Commercial Bank	40,000	40 0 0	.....	3,000	.....	.....	1 Jan., 1873 ...	31 Dec., 1877.
623	Bent's Hills or Collenruby West	"	8,000	10 0 0	.....	1,000	.....	.....	" " ...	" "
624	Kolkibertoo Back Run	The Trust and Agency Company	38,400	40 0 0	.....	3,000	40,000	31 0 0	" " ...	" "
625	Stacpoole's Tender	J. M., G. C., A., & W. H. Loughnan	64,000	20 0 0	.....	1,500	.....	.....	" " ...	" "
626	Burthong North	The City Bank	1,466	10 0 0	Nil	.....	Sub-division	of "Berthong."	" 1876 ...	" 1880.
627	Houlahan's Creek, North	M. Comans & P. Heffernan	3,200	10 0 0	Nil	.....	.....	.....	" " ...	" "
628	Urambee No. 5	J. MacBain & W. Wilson	12,000	15 0 0	.....	750	.....	.....	" 1875 ...	" 1879.
629	Cocoparra North, Block A	John Armour	13,000	15 0 0	No	report	Sub-division.	.....	" 1872 ...	" 1876.
630	Jandra	W. R. Watt	*	43 0 0	No	report	Sub-division	of "Bambaldry."	" 1876 ...	" 1880.
620	Total No. of Runs.	Total	20,574,353	30,529 0 0	19,820	1,367,745	13,869,957	19,124 2 2		
		DISTRICT OF LIVERPOOL PLAINS.								
1	Menedebrie South	John Brown	536	10 0 0	No	report	19,000	87 10 0	1 Jan., 1873 ...	31 Dec., 1877.
2	Neminga	S. W. Cook	1,523	10 0 0	No	report	17,960	70 0 0	" "	" "
3	Currindi Creek	Late J. M. Loder	13,028	35 0 0	250	3,500	32,000	130 0 0	" "	" "
4	Piallamore	John Gill	476	10 0 0	No	report	6,000	50 0 0	" "	" "
5	Doughboy Hollow	A. Loder	9,440	18 15 0	.....	1,500	25,600	90 0 0	" "	" "
6	Wallabadah	L. W. Levy & J. G. Cohen	13,156	31 10 0	.....	2,500	44,000	132 10 0	" "	" "
7	Wooloomon	F. H. Williams & T. M. Hole	5,549	12 0 0	No	report	10,000	40 0 0	" 1874 ...	" 1878.
8	Wombromurra	The Australian Joint Stock Bank	13,888	31 10 0	.....	3,500	30,000	90 0 0	" "	" "
9	Dungowan	J. J. Cadell	9,235	28 0 0	.....	2,600	25,000	130 0 0	" "	" "
11	Warrah	The Australian Agricultural Company	6,235	11 0 0	.....	1,500	12,000	70 0 0	" "	" "
12	Erinbri	Catherine Mackenzie	16,000	12 10 0	.....	2,000	16,000	30 0 0	" "	" "

* For area of this Run see Bambaldry No. 178, of which this is a sub-division, but the area of each Run has not yet been determined.

No. in Run Register.	Run.	Lessee.	Estimated area under existing tenure.	Present annual rental.	Estimated grazing capabilities in an unimproved state.		Estimated area under original tenure.	Old rental and assessment.	Date of commencement of present tenure.	Term of tenure.
					Cattle.	Sheep.				
		DISTRICT OF LIVERPOOL PLAINS—*continued.*								
			acres	£ s. d.			acres	£ s. d.		
15	Gilbican	The Australian Joint Stock Bank	16,000	12 10 0	500	.....	16,000	45 0 0	1 Jan., 1874 ...	31 Dec., 1878.
16	Bubbogullion South	Late R. Pringle	14,753	20 0 0	No	report	subdivision of	Bubbogullion—see No. 40	„ „ ...	„ „
17	Walhallow East	J. B., W. B., & W. M. Christian	4,158	18 0 0	.....	1,200	3,600	89 10 0	„ „ ...	„ „
18	Ranger's Valley	S. & G. Swain	12,600	30 0 0	.....	2,500	16,000	45 0 0	„ 1875 ...	„ 1879.
19	Gunnedah East	T. A. Johnston	697	10 0 0	.....	.....	subdivision of	Gunnedah—see No. 92.	„ „ ...	„ „
20	Carroll South-east	S. B. Dight	all withdrawn.	10 0 0	.....	.....	subdivision of	Carroll—see No. 82.	„ „ ...	„ „
21	Carroll South-west	„	all withdrawn.	15 0 0	.....	.....	subdivision of	Carroll—see No. 83.	„ „ ...	„ „
22	Boobadil	James Sivil	8,386	17 0 0	No	report	16,000	40 0 0	„ „ ...	„ „
23	Weia Weia Creek	W., J., S., & G. Clift	9,045	20 0 0	No	report	32,000	50 0 0	„ „ ...	„ „
24	Doono Range	„	996	10 0 0	No	report	14,000	35 0 0	„ „ ...	„ „
25	Currububla	J. B., W. B., & W. M. Christian	48,792	40 0 0	.....	3,500	19,000	40 0 0	„ „ ...	„ „
26	Duri	„	6,957	14 0 0	No	report	40,000	90 0 0	„ „ ...	„ „
27	Jacob & Joseph	„	26,590	65 0 0	.....	4,500	18,000	40 0 0	„ „ ...	„ „
28	Pialaway West	J, & W. Christian & T. Skinner	13,260	35 0 0	.....	2,500	15,300	40 0 0	„ „ ...	„ „
29	Pialaway East	„	5,509	36 0 0	.....	400	22,000	40 0 0	„ „ ...	„ „
30	Gunandilly	„	all withdrawn.	14 0 0	.....	.....	16,000	52 5 0	„ „ ...	„ „
31	Summer Hill	Late Sarah Single	all withdrawn.	10 0 0	.....	.....	30,000	50 0 0	„ „ ...	„ „
32	Attunga	Mary Ann Burdekin	8,360	15 0 0	200	.....	40,960	150 0 0	„ 1876 ...	„ 1880.
33	Baan Baa North	Hon. A. Campbell & Hon. J. Hay	9,210	10 0 0	No	report	64,000	60 0 0	„ „ ...	„ „
34	Barraba Creek	Thomas Hoskisson	23,279	40 0 0	1,000	.....	76,800	120 0 0	„ „ ...	„ „
35	Barraba North	Arthur Witten	23,032	35 0 0	.....	7,000	28,800	90 0 0	„ „ ...	„ „
36	Barraba	„	2,560	10 0 0	.....	500	20,480	60 0 0	„ „ ...	„ „
37	Barraba detached	Alexr. Munro	50,980	45 0 0	1,500	.....	51,200	50 0 0	„ „ ...	„ „
38	Beriary	Abraham Cohen	25,609	30 0 0	.....	3,000	31,360	47 10 0	„ „ ...	„ „
39	Boggibrie	E. Vickery	19,909	70 0 0	.....	3,000	61,440	153 4 0	„ „ ...	„ „
40	Bubbogullion North	Late R. Pringle	2,421	14 0 0	No	report	147,200	115 0 0	„ „ ...	„ „
41	Bull	E. Vickery	20,423	70 0 0	.....	2,400	25,600	60 0 0	„ „ ...	„ „
42	Burburgate South	„	16,949	67 0 0	.....	3,000	65,920	100 0 0	„ „ ...	„ „
43	Burindi	The Commercial Banking Company	14,950	40 0 0	.....	1,500	20,000	60 0 0	„ „ ...	„ „
44	Burrell	R. G. Higgins & C. Smith	all withdrawn.	12 0 0	.....	.....	44,800	60 0 0	„ „ ...	„ „
45	Currindi	F. H. Dangar & C. T. Gedye	25,400	50 0 0	.....	2,500	51,200	130 0 0	„ „ ...	„ „
46	Dinniwarindi	Otto Baldwin	21,920	23 0 0	No	report	30,720	100 0 0	„ „ ...	„ „
47	Galathera	E. Vickery	120,190	15 0 0	No	report	140,000	61 17 6	„ „ ...	„ „
48	Gundemaine	„	63,536	170 0 0	No	report	75,000	123 15 0	„ „ ...	„ „
49	Iron Bark Creek	W. L. Spencer	51,760	45 0 0	1,000	7,000	35,000	123 15 0	„ „ ...	„ „
50	Malaraway	John Eckford	42,815	85 0 0	.....	6,500	32,000	50 0 0	„ „ ...	„ „
51	Mille North	„	47,040	110 0 0	.....	6,500	32,000	73 15 0	„ „ ...	„ „
52	Mille South	W. J., H. C., F. H., & A. A. Dangar	72,000	180 0 0	2,500	.....	61,400	73 15 0	„ „ ...	„ „
53	Moonbi	John Gill	13,175	20 0 0	.....	1,200	25,600	80 0 0	„ „ ...	„ „
54	Moore Creek	„	16,399	35 0 0	.....	3,500	20,000	100 0 0	„ „ ...	„ „
55	Mundowey	F. H. Dangar & C. T. Gedye	114,000	50 0 0	1,200	.....	56,000	96 11 3	„ „ ...	„ „
56	Narrabry	A. J. Doyle, T. Cadell, A. J. Fitz Doyle, & A. Cadell	76,800	55 0 0	No	report	44,800	81 17 6	„ „ ...	„ „
57	Swamp Oak Creek	John Gill	108,800	127 0 0	.....	18,000	90,000	120 0 0	„ „ ...	„ „
58	Tarriaro	Hon. A. Campbell & Hon. J. Hay	42,177	17 0 0	.....	1,500	16,000	40 0 0	„ „ ...	„ „
59	Tareela	A. Hinchcliff	8,675	12 0 0	No	report	51,200	80 0 0	„ „ ...	„ „
60	Tiberenah	Hon. A. Campbell & Hon. J. Hay	33,907	15 0 0	No	report	51,200	100 0 0	„ „ ...	„ „
61	The Manilla & Glen Riddle	Thomas Walker	50,908	70 0 0	.....	5,000	76,800	185 12 6	„ „ ...	„ „
62	Theribry	George Cross	22,658	30 0 0	.....	2,000	51,200	40 0 0	„ „ ...	„ „
63	Toloduna	W. H. Moseley	51,050	75 0 0	800	8,000	38,400	40 0 0	„ „ ...	„ „
64	Tackeraman	John Gill	all withdrawn.	10 0 0	.....	.....	7,000	40 0 0	„ „ ...	„ „
65	Tulcumbar	Irving Winter	10,400	36 0 0	No	report	71,680	110 0 0	„ „ ...	„ „
66	Vale of Sighs	G. Cross	16,000	10 0 0	No	report	16,000	32 0 0	„ „ ...	„ „

1079

No. in Run Register.	Run.	Lessee.	Estimated area under existing tenure.	Present annual rental.	Estimated grazing capabilities in an unimproved state.		Estimated area under original tenure.	Old rental and assessment.	Date of commencement of present tenure.	Term of tenure.
					Cattle.	Sheep.				
		DISTRICT OF LIVERPOOL PLAINS—*continued.*								
			acres	£ s. d.			acres	£ s. d.		
67	Wallah	Hon. A. Campbell & Hon. John Hay	11,352	10 0 0	No	report	25,600	40 0 0	1 Jan., 1876	31 Dec., 1880.
68	Weeta Waa	George Loder	67,500	145 0 0	2,500	.....	67,200	61 17 6	" "	" "
69	Wee Waa, north side of Namoi	E. Vickery	19,040	80 0 0	1,200	.....	19,200	40 0 0	" "	" "
70	Woolabra	Alexander Munro	54,790	80 0 0	.....	6,000	22,400	40 0 0	" "	" "
71	Baan Baa South	John Scott	29,892	40 0 0	No	report	50,000	40 0 0	" "	" "
72	Bald Hill	J. F. & H. C. White	12,000	40 0 0	No	report	32,000	50 0 0	" "	" "
73	Bando Plains	"	13,200	30 0 0	No	report	51,200	80 0 0	" "	" "
74	Bomera	W. & A. Town	67,238	45 0 0	.....	3,800	76,800	40 0 0	" "	" "
75	Bone	The Bank of New South Wales	8,185	15 0 0	No	report	32,000	40 0 0	" "	" "
76	Booballe Creek	W. & A. Town	15,511	25 0 0	.....	1,000	20,000	70 0 0	" "	" "
77	Bora	F. Lassetter	31,840	46 0 0	.....	4,000	84,480	40 0 0	" "	" "
78	Bondaballa	E. Vickery	22,000	40 0 0	.....	3,500	25,600	40 0 0	" "	" "
79	Bundulla	D. & J. M'Master	2,166	15 0 0	No	report	32,000	60 0 0	" "	" "
80	Bullumbulla	F. Lassetter	37,631	70 0 0	.....	2,800	90,000	40 0 0	" "	" "
81	Bundalla	W. & A. Town	13,258	30 0 0	No	report	20,000	60 0 0	" "	" "
82	Carroll, North-East	S. B. Dight	1,155	10 0 0	No	report	23,000	38 2 6	" "	" "
83	Carroll, North-West	"	6,669	12 0 0	No	report	30,000	50 0 0	" "	" "
84	Collyblue	G. Clive & H. G. Hamilton	15,713	40 0 0	No	report	39,680	60 0 0	" "	" "
85	Cawmore	E. Vickery	13,776	25 0 0	.....	2,500	12,800	60 0 0	" "	" "
86	Cubbaroo	T. Cook	73,000	185 0 0	1,800	.....	57,600	40 0 0	" "	" "
87	Cumoo Cumoo	Late R. Pringle	10,091	16 0 0	No	report	38,400	50 0 0	" "	" "
88	Drildool	T. Cook	28,900	85 0 0	800	.....	22,400	40 0 0	" "	"
89	Gurriwillie	J. F. M'Mullen	12,836	35 0 0	.....	1,500	15,360	40 0 0	" "	" "
90	Glen Quinn	W. H. Moseley	18,380	15 0 0	.....	2,000	10,855	40 0 0	" "	" "
91	Gorriagilla	J. F. M'Mullen	15,960	25 0 0	.....	3,000	16,000	40 0 0	" "	" "
92	Gunnedah West	T. A. Johnston	9,974	14 0 0	No	report	22,400	60 0 0	" "	" "
93	Henryandie	J. K. Clark	11,920	36 0 0	.....	2,000	16,000	61 17 6	" "	" "
94	Kickerbill	T. Cadell & R. Weaver	10,917	12 0 0	No	report	32,000	100 0 0	" "	" "
95	Long Point West	J. B., W. B., & W. M. Christian	5,014	12 0 0	No	report	45,000	90 0 0	" "	" "
96	Melville Plains	J. K. Clark	150,494	138 0 0	No	report	140,800	150 0 0	" "	" "
97	Merah	G. Loder	33,000	120 0 0	1,900	.....	48,000	54 13 9	" "	" "
98	Merrigala	J. F. & H. C. White	44,170	20 0 0	No	report	20,480	50 0 0	" "	" "
99	Milkengowrie	A. Town	4,773	15 0 0	No	report	19,200	40 0 0	" "	" "
100	Mooki East	Late R. Pringle	1,620	10 0 0	No	report	34,000	40 0 0	" "	" "
101	Mooki West	R. Fitzgerald, W. Bowman, T. Arndell, W. Walker, & R. Ridge	2,615	10 0 0	No	report	20,000	Gratis	" "	" "
102	Mooki Springs	B. Buchanan	1,160	10 0 0	No	report	18,000	40 0 0	" "	" "
103	Mooki River	W. J., S. & G. Clift	37,110	80 0 0	No	report	76,000	60 0 0	" "	" "
104	More Devil	R. J. Traill	All withdrawn	10 0 0	No	report	11,520	40 0 0	" "	" "
105	Namoi Hut	J. K. Clarke	62,214	76 0 0	.....	3,500	60,000	50 0 0	" "	" "
106	Nomeby	J. F. M'Mullen	18,280	50 0 0	No	report	87,000	85 12 6	" "	" "
107	Premer	Bank of New South Wales	All withdrawn	10 0 0	No	report	32,000	80 0 0	" "	" "
108	Pullaming	J. Browne	58,064	70 0 0	.....	2,500	102,400	80 0 0	" "	" "
110	Turrawan	S. Clift	All withdrawn	18 0 0	No	report	17,320	40 0 0	" "	" "
111	Trinkey	T. & W. Vivers	44,788	50 0 0	No	report	16,000	70 0 0	" "	" "
112	Wondoobar	John Gill	4,529	17 0 0	No	report	16,000	40 0 0	" "	" "
113	Yarraman	G. Forrester	33,555	23 0 0	No	report	32,000	60 0 0	" "	" "
114	Barradean	J. F. M'Mullen	19,240	27 0 0	No	report	20,000	40 0 0	" "	" "
115	Berryabar North	T. J. Sumner & J. Benn	16,000	65 0 0	1,000	.....	32,000	40 0 0	" "	" "
116	Berryabar South	J. B. Rundle	18,000	35 0 0	.....	4,000	16,000	40 0 0	" "	" "
117	Breeza	W., S., J., & G. Clift	48,034	80 0 0	No	report	46,000	92 6 3	" "	" "
118	Bugalde	James Leslie	28,600	40 0 0	.....	4,000	30,000	40 0 0	" "	" "
119	Bugilbone	T. J. Sumner & J. Benn	26,000	100 0 0	1,500	.....	32,320	40 0 0	" "	" "

No. in Run Register.	Run.	Lessee.	Estimated area under existing tenure.	Present annual rental.	Estimated grazing capabilities in an unimproved state.		Estimated area under original tenure.	Old rental and assessment.	Date of commencement of present tenure.	Term of tenure.
					Cattle.	Sheep.				
		DISTRICT OF LIVERPOOL PLAINS—*continued.*	acres	£ s. d.			acres	£ s. d.		
120	Bulgarrie	G. Loder	36,000	30 0 0	400	.....	44,800	40 0 0	1 Jan., 1876	31 Dec., 1880.
121	Bulleori	W. J., H. C., F. H., & A. A. Dangar	53,900	147 0 0	2,700	.....	64,000	60 0 0	" "	" "
122	Bullerawa	J. B. Rundle	33,000	10 0 0	200	.....	7,680	40 0 0	" "	" "
123	Burran	C. T. W. & R. Bulton	66,000	200 0 0	3,000	.....	57,680	40 0 0	" "	" "
124	Coghill	Charles Capp	51,200	35 0 0	.....	4,000	61,440	40 0 0	" "	" "
125	Cooma	John Scott	28,063	20 0 0	.....	2,000	32,000	40 0 0	" "	" "
126	Cryon	Thomas Clark	60,000	150 0 0	2,400	.....	64,000	40 0 0	" "	" "
127	Cumbil	T. G. G. Dangar	15,920	10 0 0	200	.....	20,000	40 0 0	" "	" "
128	Dandry	R. Campbell, J. & E. Orr	25,520	20 0 0	500	.....	40,000	40 0 0	" "	" "
129	Eato, East	J. B. Rundle	19,000	10 0 0	200	.....	16,000	24 0 0	" "	" "
130	Gorian	D. Capel	70,080	160 0 0	2,500	.....	70,400	40 0 0	" "	" "
131	Kiambir	D. Cohen, L. W. Levy, G. J. & M. Cohen	25,160	26 0 0	.....	2,000	25,600	40 0 0	" "	" "
132	Manilla, North	J. K. Mackay	14,000	46 0 0	650	.....	32,000	50 0 0	" "	" "
133	Merrumborough	G. Loder	32,000	25 0 0	.....	3,000	64,000	40 0 0	" "	" "
134	Merriwymbone	Thomas Cook	37,680	100 0 0	1,900	.....	32,000	40 0 0	" "	" "
135	Milchomi	J. B. Rundle	21,896	37 0 0	.....	5,500	35,200	40 0 0	" "	" "
136	Mille or Coolga	J. J. & C. G. M. Capp	40,000	120 0 0	2,000	.....	22,500	40 0 0	" "	" "
137	Molle	John Hoskisson	46,830	46 0 0	No	report	51,200	40 0 0	" "	" "
138	Murkadool	J. K. Mackay	53,920	155 0 0	2,700	.....	32,000	50 0 0	" "	" "
139	Myall Lowry or Bungle Gully	Mary Evans	50,000	125 0 0	1,500	.....	44,800	60 0 0	" "	" "
140	North Oreel	Thomas Cook	43,770	115 0 0	2,000	.....	38,400	40 0 0	" "	" "
141	Pagan Plains	Eliza Jane Glass	31,680	110 0 0	.....	8,000	32,000	50 0 0	" "	" "
142	Piliga	J. B. Rundle	46,834	67 0 0	.....	12,000	51,200	66 11 3	" "	" "
143	Pockataroo	Thomas Cook	151,000	355 0 0	6,000	.....	61,440	160 0 0	" "	" "
144	Qinangara	The Mercantile Bank	70,000	200 0 0	3,000	.....	45,000	50 0 0	" "	" "
145	Sandy Creek	G. Loder	40,960	25 0 0	.....	3,000	46,080	40 0 0	" "	" "
146	South Oreel	Thomas Cook	38,000	100 0 0	1,900	.....	38,400	40 0 0	" "	" "
147	Talluba	J. B. Rundle	59,672	20 0 0	.....	2,000	92,160	50 0 0	" "	" "
148	Thurradulta	T. H. B. M'Gee	64,000	35 0 0	.....	3,000	26,800	40 0 0	" "	" "
149	Tory-Wee-Waa	J. Crowley	16,000	60 0 0	1,000	.....	16,000	60 0 0	" "	" "
150	Walgett	Eliza Jane Glass	37,000	135 0 0	.....	10,000	32,000	50 0 0	" "	" "
151	Wallala Back	W. J., S. & G. Clift	951	10 0 0	.....	.....	16,000	40 0 0	" "	" "
152	Ulambie	The Commercial Banking Company	41,614	60 0 0	.....	6,000	30,000	40 0 0	" "	" "
153	Wangen	Catherine M'Kenzie	31,520	22 0 0	500	.....	32,000	40 0 0	" "	" "
154	Wee Waa (south side of Namoi)	James Fletcher	71,776	85 0 0	1,200	.....	60,800	70 0 0	" "	" "
155	Werai	T. G. Dangar	27,340	10 0 0	200	.....	25,600	40 0 0	" "	" "
156	Yaminginba	J. F. M'Mullen	31,838	30 0 0	.....	.....	19,200	40 0 0	" "	" "
157	Yarraldool	B. Richards	42,000	125 0 0	2,000	.....	32,000	50 0 0	" "	" "
158	Long Point, East	J. B., W. B., & W. M. Christian	20,464	50 0 0	.....	.....	Subdivision of Long Point, see No. 95.		" "	" "
159	Keepit	The Commercial Banking Company	37,092	100 0 0	.....	5,000	31,000	100 0 0	" "	" "
160	Yearuman	John Brown	41,750	50 0 0	.....	5,000	16,000	80 0 0	" "	" "
161	Back Merewymbone	Thomas Cook	15,360	22 10 0	No	report	.....	.....	" 1872	" 1876.
162	Back South Oreel	"	15,360	22 10 0	No	report	.....	.....	" "	" "
163	Back Tareela	T. J. Sumner & J. Benn	33,920	25 0 0	No	report	.....	.....	" "	" "
164	Barraneal	B. Richards	16,000	28 0 0	No	report	.....	.....	" "	" "
165	Bogera	T. J. Sumner & J. Benn	16,000	30 0 0	No	report	.....	.....	" "	" "
166	Brigalow	W. H. Moseley	17,280	23 0 0	No	report	.....	.....	" "	" "
168	Bulgeori South, No. 1	W. J., H. C., F. H., & A. A. Dangar	16,000	23 0 0	No	report	.....	.....	" "	" "
169	" No. 2	"	16,000	21 0 0	No	report	.....	.....	" "	" "
170	Bullulwi	J. B. Rundle	17,280	10 0 0	No	report	.....	.....	" "	" "
171	Bunna Bunna Back Block	W. J., H. C., F. H., & A. A. Dangar	23,040	30 0 0	No	report	.....	.....	" "	" "
173	Burgarrol	W. J. Moseley	36,480	35 0 0	No	report	12,000	32 0 0	" "	" "

1081

No. in Run Register.	Run.	Lessee.	Estimated area under existing tenure.	Present annual rental.	Estimated grazing capabilities in an unimproved state.		Estimated area under original tenure.	Old rental and assessment.	Date of commencement of present tenure.	Term of tenure.
					Cattle.	Sheep.				
		DISTRICT OF LIVERPOOL PLAINS—*continued.*								
			acres	£ s. d.			acres	£ s. d.		
174	Bergen No. 4	B. Richards	16,000	18 0 0	No	report	.....	.....	1 Jan., 1872 ...	31 Dec., 1876.
175	Centre Block No. 1	The Australian Joint Stock Bank	39,040	42 0 0	No	report	.....	.....	,, ,, ...	,, ,,
176	,, No. 2	,,	14,080	18 0 0	No	report	.....	.....	,, ,, ...	,, ,,
177	,, No. 3	,,	25,600	40 0 0	No	report	.....	.....	,, ,, ...	,, ,,
178	Come by Chance	William Colless	16,000	35 0 0	No	report	.....	.....	,, ,, ...	,, ,,
180	Dunwarian	G. Loder	16,000	15 0 0	No	report	16,000	32 10 0	,, ,, ...	,, ,,
181	East Cumble	J. B. Rundle	35,200	13 0 0	No	report	.....	.....	,, ,, ...	,, ,,
182	East Nowley	E. Vickery	16,000	20 10 0	No	report	.....	.....	,, ,, ...	,, ,,
183	Eato West	J. B. Rundle	18,120	10 0 0	No	report	16,000	24 0 0	,, ,, ...	,, ,,
184	Goangra Retro West	The Mercantile Bank	13,440	27 0 0	No	report	.....	.....	,, ,, ...	,, ,,
185	Jereel No. 5	T. J. Sumner & J. Benn	16,000	20 0 0	No	report	.....	.....	,, ,, ...	,, ,,
186	Manilla Minor	The Australian Joint Stock Bank	19,000	20 0 0	No	report	16,000	20 0 0	,, ,, ...	,, ,,
187	Milchomi Back No. 1	J. B. Rundle	17,280	10 0 0	No	report	.....	.....	,, ,, ...	,, ,,
188	,, No. 3	,,	12,160	10 0 0	No	report	.....	.....	,, ,, ...	,, ,,
189	Mollieroi	Charles Capp	32,000	12 10 0	Ne	report	.....	.....	,, ,, ...	,, ,,
191	North Tareela	T. J. Sumner & J. Benn	19,840	22 0 0	No	report	.....	.....	,, ,, ...	,, ,,
192	Pagan Plains Minor	Eliza Jane Glass	33,280	50 0 0	No	report	.....	.....	,, ,, ...	,, ,,
193	Thalaba	The Australian Joint Stock Bank	14,080	18 0 0	No	report	.....	.....	,, ,, ...	,, ,,
194	,, North	,,	16,000	20 0 0	No	report	.....	.....	,, ,, ...	,, ,,
195	Thoolo No. 3	B. Richards	19,200	23 0 0	No	report	.....	.....	,, ,, ...	,, ,,
196	Tory Wee Waa Back Run	J. Crowley	14,080	23 0 0	No	report	16,000	30 0 0	,, ,, ...	,, ,,
197	Upper Cumble	J. B. Rundle	14,720	10 0 0	No	report	.....	.....	,, ,, ...	,, ,,
198	Upper Dunwarian	G. Loder	32,000	15 0 0	No	report	.....	.....	,, ,, ...	,, ,,
199	Wambadale	J. B. Rundle	37,120	14 0 0	No	report	.....	.....	,, ,, ...	,, ,,
200	Wangen North	,,	14,500	12 0 0	No	report	.....	.....	,, ,, ...	,, ,,
201	West Nowley	E. Vickery	12,800	22 10 0	No	report	.....	.....	,, ,, ...	,, ,,
202	Wittanbra North	James Cooper	32,000	23 0 0	No	report	.....	.....	,, ,, ...	,, ,,
203	Yarranbar	E. Vickery	17,280	24 0 0	No	report	.....	.....	,, ,, ...	,, ,,
204	Billyeena	G. Cross	28,860	35 0 0	.....	2,000	22,400	109 13 0	,, ,, ...	,, ,,
205	Collygrah	E. Vickery	44,800	25 0 0	No	report	.....	.....	,, ,, ...	,, ,,
206	Dripping Rock	,,	22,400	20 0 0	.....	1,500	.....	.....	,, ,, ...	,, ,,
207	Walhollow West	J. B., W. B., & W. M. Christian	4,140	15 0 0	300	.....	14,000	40 0 0	,, ,, ...	,, ,,
208	Menedebrie North	L. W. Levy & J. Cohen	6,180	10 0 0	100	500	20,000	42 16 3	,, ,, ...	,, ,,
209	Wollomol	Joshua Dowe	1,810	10 0 0	No	report	12,000	40 0 0	,, ,, ...	,, ,,
210	Cowmore	T. G. Dangar	15,000	10 0 0	.....	1,500	.....	.....	,, 1874 ...	,, 1878.
211	Lower Arrowramie	Thos. Bogle	22,400	25 0 0	No	report	.....	.....	,, 1872 ...	,, 1876.
212	Upper Bugaldie	Robert Penny	2,600	11 0 0	No	report	.....	.....	,, 1873 ...	,, 1877.
214	Behind Pockataroo	Thos. Cook	24,900	78 0 0	1,700	.....	30,000	30 1 0	,, 1874 ...	,, 1878.
215	Coolah	B. Buchanan & H. Mort	23,000	22 0 0	.....	4,000	16,000	32 0 0	,, ,, ...	,, ,,
216	Cryon South No. 1	Thos. Clark	17,920	37 10 0	600	.....	.....	.....	,, ,, ...	,, ,,
217	,, No. 2	,,	17,920	37 10 0	600	.....	.....	.....	,, ,, ...	,, ,,
218	Jemalong Josey	A. & W. Colless	13,000	15 0 0	200	.....	.....	.....	,, 1876 ...	,, 1880.
219	Long Point East	E. Vickery	26,000	52 0 0	800	.....	.....	.....	,, 1874 ...	,, 1878.
220	Weetaleba	C. S. Capp & G. Loder	10,000	25 0 0	500	.....	.....	.....	,, ,, ...	,, ,,
221	Whittenbra	J. Cooper	16,000	18 0 0	.....	2,000	16,000	26 0 0	,, ,, ...	,, ,,
222	Galathra North	E. Vickery	27,177	69 0 0	No	report	Subdivision of	Galathera. See No. 47	,, 1876 ...	,, 1880.
223	Gundemaine North	,,	60,080	110 0 0	No	report	Subdivision of G	undemaine. See No. 48	,, ,,	,, ,,
224	Billeboo South	G. Loder	13,440	30 0 0	No	report	.....	.....	,, 1875 ...	,, 1879.
225	Dealwaraldi	Charles Bulton	16,640	50 0 0	No	report	16,000	31 0 0	,, ,, ...	,, ,,
226	Denaboli	Commercial Banking Co.	30,720	60 0 0	.....	5,000	30,000	27 0 0	,, ,, ...	,, ,,
228	Myall Downs	B. Richards	12,800	26 0 0	No	report	.....	.....	,, ,, ...	,, ,,
229	Saddle-bags	J. Crowley	7,040	15 0 0	No	report	.....	.....	,, ,, ...	,, ,,

No. in Run Register.	Run.	Lessee.	Estimated area under existing tenure.	Present annual rental.	Estimated grazing capabilities in an unimproved state.		Estimated area under original tenure.	Old rental and assessment.	Date of commencement of present tenure.	Term of tenure.
					Cattle.	Sheep.				
		DISTRICT OF LIVERPOOL PLAINS—*continued.*								
			acres	£ s. d.			acres	£ s. d.		
231	Dead Bullock Creek	J. J. & C. G. M. Capp	15,000	36 0 0	500	.....	16,000	32 0 0	1 Jan., 1876	31 Dec., 1880.
232	Manilla South	The Australian Joint Stock Bank	15,000	48 0 0	.....	3,000	Sub-division of	Manilla, see No. 132.	,, ,,	,, ,,
233	Arrarownie	F. Lassetter	31,800	25 0 0	.....	2,000	30,000	28 0 0	,, ,,	,, ,,
234	Denobollie	R. Campbell, J. & E. Orr	16,000	10 0 0	No	report.	.....	.....	,, 1872	,, 1876.
235	Norfolk	H. C. & E. Eather	40,000	20 0 0	No	report.	.....	.....	,, ,,	,, ,,
236	Back Vacant Cumble	T. G. Dangar	30,080	10 0 0	No	report.	.....	.....	,, ,,	,, ,,
237	Burran East	C. Button	17,920	38 0 0	600	.....	16,000	31 1 0	,, ,,	,, ,,
238	Burran South	,,	17,280	20 0 0	No	report.	17,280	31 1 0	,, ,,	,, ,,
239	Ceelnoy Lagoon	A. Tange & G. C. Austen	16,000	15 0 0	No	report.	16,000	38 0 0	,, ,,	,, ,,
240	Dead Bullock, Warrambool	Thos. Cook	13,440	18 0 0	No	report.	16,000	32 7 6	,, ,,	,, ,,
241	Dunwalderdi	G. Loder	16,000	10 0 0	No	report.	16,000	30 0 0	,, ,,	,, ,,
242	Goangra Retro	The Mercantile Bank	13,440	18 0 0	No	report.	16,000	21 0 0	,, ,,	,, ,,
243	Galathera West	Wm H. Moseley	13,120	17 0 0	No	report.	.....	.....	,, ,,	,, ,,
244	Gorian South	Daniel Capel	21,120	30 0 0	No	report.	16,000	30 0 0	,, ,,	,, ,,
245	Tereela Plains	T. J. Sumner & J. Benn	12,800	20 0 0	No	report.	16,000	22 0 0	,, ,,	,, ,,
246	Weeta Waa Back	G. Loder	3,520	10 0 0	.....	.....	.....	.....	,, ,,	,, ,,
247	Billeboo	,,	18,300	20 0 0	700	.....	16,000	30 0 0	,, 1873	,, 1877.
248	Goangra Retro East	The Mercantile Bank	13,500	16 10 0	500	.....	16,000	21 0 0	,, ,,	,, ,,
249	Burburgate North	E. Vickery	58,070	85 0 0	.....	5,000	.....	.....	,, 1876	,, 1880.
250	Gunner Waterhole	J. Robertson	32,000	15 0 0	.....	1,500	.....	.....	,, 1874	,, 1878.
251	Leybourne	A. R. Tremlin	3,200	10 0 0	No	report.	Sub-division of	Menedabrie N., No. 208.	,, 1872	,, 1876.
252	Miller's Creek	The Mercantile Bank	11,520	10 0 0	No	report.	Sub-division of	Boobadil, see No. 22.	,, 1876	,, 1880.
253	Thinawindy or Dandry North	L. W. Levy & G. J. Cohen	11,520	16 0 0	.....	1,500	.....	.....	,, 1875	,, 1879.
277	Portadown	G. Montgomery	11,520	15 0 0	.....	1,200	.....	.....	,, 1876	,, 1880.
278	Saddle Bags Back Block	Eliza Jane Glass	11,500	31 0 0	No	report.	.....	.....	1 July, 1875	Annual until appraised.
91A	Euroka	W. W. & E. Brocklehurst	47,500	132 0 0	2,300	.....	54,200	50 0 0	1 Jan., 1876	31 Dec., 1880.
92A	Gidgingbilla	W. Alison	12,240	45 0 0	700	.....	32,000	61 17 6	,, ,,	,, ,,
110A	Tharambone	G. W. Allen	29,000	65 0 0	1,000	.....	32,000	50 0 0	,, ,,	,, ,,
198A	Sussex	W. W. & E. Brocklehurst	18,500	35 0 0	900	.....	32,000	31 0 0	,, ,,	,, ,,
202A	Kent	,,	30,000	50 0 0	1,500	.....	40,000	31 0 0	,, ,,	,, ,,
218A	Kidgar	The Commercial Banking Co.	16,500	48 0 0	825	.....	23,040	54 13 9	,, ,,	,, ,,
243A	Gidginbilla North	A. H. M'Cullock, junr.	16,000	25 0 0	300	.....	16,000	30 0 0	,, 1872	,, 1867.
275A	Gidgenbar	W. Alison	12,500	35 0 0	.....	2,500	.....	.....	,, 1873	,, 1877.
278A	Thurumbone Back	W. Colwell	12,500	10 0 0	.....	1,000	.....	.....	,, 1874	,, 1878.
281A	Yarraman	W. Alison	12,000	35 0 0	.....	2,500	.....	.....	,, 1873	,, 1877.
287A	Yarraman North	The Commercial Bank	13,000	20 0 0	.....	1,500	.....	.....	,, 1874	,, 1878.
315A	Joney Good, Morning's Yard	Bank of New South Wales	13,000	20 0 0	200	.....	.....	.....	,, 1875	,, 1879.
324A	New Bulorora	E. Flood, junr.	26,000	18 0 0	250	.....	.....	.....	,, ,,	,, ,,
330A	Pretty Plains Block A	C. Colwell	95,000	20 0 0	.....	6,000	.....	.....	,, 1876	,, 1880.
331A	,, ,, B	E. Keep, F. Day, & W. M. Ronald	62,000	20 0 0	.....	6,000	.....	.....	,, ,,	,, ,,
367A	Culmier	Henry Bell	11,500	31 0 0	400	.....	16,000	30 10 0	,, 1872	,, 1876.
370A	Guinguingulla	The Commercial Banking Co.	13,500	25 0 0	300	.....	16,000	35 0 0	,, ,,	,, ,,
372A	Guninga	W. W. & E. Brocklehurst	8,000	10 0 0	.....	1,000	16,000	30 0 0	,, ,,	,, ,,
378A	Taloora	,,	14,700	27 10 0	500	.....	16,000	30 0 0	,, ,,	,, ,,
379A	Treilmon	The Commercial Banking Co.	16,000	27 10 0	400	.....	16,000	32 0 0	,, ,,	,, ,,
383A	Ashantee	The Bank of New South Wales	10,000	30 0 0	.....	2,500	16,000	30 0 0	,, 1873	,, 1877.
106A	Doorobeeba	E. Vickery	16,000	25 0 0	600	.....	16,000	31 0 0	,, 1876	,, 1880.
108A	Pialy	R. Hall	16,000	31 0 0	800	.....	16,000	31 10 0	,, ,,	,, ,,
122A	Burrilda	E. Vickery	28,000	45 0 0	No	report.	13,400	32 0 0	,, 1872	,, 1876.
59vol.3	Doorobeeba East	,,	5,500	15 0 0	Not yet	appraised.	.....	.....	,, 1876	,, 1880.
269	No. of Runs.	Total	6,790,632	10,899 15 0	76,375	284,100	6,630,335	10,815 10 0		

1083

No. in Run Register.	Run.	Lessee.	Estimated area under existing tenure.	Present annual rental.	Estimated grazing capabilities in an unimproved state.		Estimated area under original tenure.	Old rental and assessment.	Date of commencement of present tenure.	Term of tenure.
					Cattle.	Sheep.				
		DISTRICT OF MACLEAY.								
			acres	£ s. d.			acres	£ s. d.		
1	Wabbra	C. Ker, F. G. & W. W. Panton	28,185	55 0 0	1,800	.....	25,000	80 18 9	1 Jan., 1873	31 Dec., 1877.
2	Belimbopine & Yarrabandine	Sydney Verge	6,600	10 0 0	200	.....	9,600	33 8 9	„ 1871	* „ 1875.
3	Tanbaro	Thomas Clarke	20,480	10 0 0	No	report.	20,480	28 15 0	„ 1874	„ 1878.
5	Sherwood	M. Clarke	4,800	10 0 0	No	report.	4,800	24 1 3	1 Oct., 1871	30 Sept., 1876.
7	Stockyard Creek	F. & H. C. White	12,800	16 0 0	400	.....	15,360	31 2 0	1 Jan., 1873	31 Dec., 1877.
8	Towal Creek	„	31,880	20 0 0	600	.....	32,000	45 3 2	„ „	„ „
9	Five Day Creek	„	17,520	20 0 0	600	.....	20,480	45 3 2	„ „	„ „
10	Yarrowell	C. Sutherland & G. Kesby	12,800	10 0 0	No	report.	12,800	33 8 9	„ 1872	31 Dec., 1876.
11	Pee Dee Creek	Caroline M'Maugh	11,420	15 0 0	350	.....	11,520	31 2 0	„ 1873	„ 1877.
12	Toorookoo	G. H. G. Brebner	11,360	15 0 0	350	.....	15,000	40 0 0	„ „	„ „
13	Toorumbee	W. H., R. A. H., & F. R. Kemp	15,960	13 0 0	500	.....	17,280	40 0 0	„ „	„ „
14	Booningii	„ „	13,910	10 0 0	400	.....	16,000	40 0 0	„ „	„ „
15	Tait's Station	C. H. Humphrey	13,140	18 0 0	500	.....	17,280	42 16 3	1 Jan., 1874	„ 1878.
16	Innes Creek	„	23,000	22 0 0	600	.....	17,920	66 11 3	„ „	„ „
17	Cullatin	T. Clarke, senr., & M. Clarke	11,520	10 0 0	No	report.	11,520	38 2 6	„ 1871	* „ 1875.
18	Elsineur	J. M'Maugh, junr.	11,370	20 0 0	400	.....	12,000	25 0 0	„ „	* „ „
19	Klybucca	Sydney Verge & H. & C. Christain	15,360	10 0 0	No	report.	.....	.....	„ 1872	„ 1876.
20	Dungee	Salway, Wauch, & Wauch	9,600	10 0 0	200	.....	.....	.....	„ 1874	„ 1878.
21	Yesabba	Herbert Salway	Nearly all alienated.	10 0 0	.....	.....	7,680	40 0 0	„ „	„ „
22	Nullah Nullah Creek	Henry Saner	11,480	10 0 0	200	.....	.....	.....	„ „	„ „
23	Corrungala	Eugene F. Rudder	15,360	10 0 0	No	report.	.....	.....	„ 1871	* „ 1875.
25	Calative	Edward Secombe	11,520	10 0 0	No	report.	.....	.....	„ 1875	„ 1879.
28	Solitary	P. A. Best	14,000	10 0 0	No	report.	.....	.....	„ „	„ „
41	Belimabying	F. H. & P. E. Cheers	16,000	30 0 0	No	report.	.....	.....	1 Oct., 1873	Annual until appraised.
24	Total No. of Runs.	Total	339,065	374 0 0	7,100	.....	266,720	685 12 10		
		DISTRICT OF MONARO.								
1	Island Lake	J. M. Hassall	5,000	12 0 0	.....	2,000	9,000	35 0 0	1 Jan., 1873	31 Dec., 1877.
2	Middling Bank	W. Pendergast	12,920	30 0 0	300	.....	26,000	83 10 6	„ „	„ „
3	Wauley Creek	C. J. Byrne	9,240	20 0 0	400	.....	6,400	40 0 0	„ 1874	„ 1878.
5	Bredbatoura	Robert Adams	5,166	15 0 0	200	.....	10,200	33 8 9	„ 1876	„ 1880.
6	Narira	W. D. Tarlinton	6,628	10 0 0	200	.....	13,000	33 8 9	„ 1874	„ 1878.
7	Dry River	W. Tarlinton	8,259	12 0 0	250	.....	16,000	19 15 0	„ „	„ „
8	Windella	W. D. Tarlinton	6,254	10 0 0	100	.....	26,800	40 0 0	„ „	„ „
10	Bellowra	C. J. Byrne	28,800	30 0 0	1,000	.....	12,800	40 0 0	„ „	„ „
11	Ketchancary and Brogo	W. D. Tarlinton	17,395	20 0 0	500	.....	23,000	28 15 0	„ „	„ „
12	Gillimatong	A. & D. Ryrie	4,480	10 0 0	200	.....	16,000	54 13 9	„ „	„ „
13	Coolringdong	„	2,000	10 0 0	.....	500	26,000	60 0 0	„ „	„ „
14	Island Lake	„	2,800	10 0 0	.....	500	13,000	25 0 0	„ „	„ „
15	Peak Station	The Commercial Bank	3,720	12 0 0	.....	1,600	10,240	40 0 0	„ „	„ „
16	Cootalandra	A. & D. Ryrie	1,680	10 0 0	.....	500	7,680	25 0 0	„ „	„ „
17	Myalla	The Commercial Bank	7,156	15 0 0	.....	3,000	42,000	80 0 0	„ „	„ „
18	Dangelong	George King	Nearly all alienated.	12 0 0	.....	.....	15,000	50 0 0	„ „	„ „
19	Cooma Creek (Turner's)	„	3,796	12 0 0	180	.....	11,865	40 0 0	„ „	„ „
20	Upper Rock Flat	„	4,344	10 0 0	.....	800	25,000	40 0 0	„ „	„ „
21	Lower Rock Flat	„	640	10 0 0	.....	600	640	15 5 0	„ „	„ „
22	Jimen Buen	The Commercial Bank	28,000	95 0 0	5,000	.....	30,720	120 0 0	„ „	„ „
23	Matong	Henry & J. A. Watson	22,320	70 0 0	.....	12,000	32,000	80 0 0	„ „	„ „
24	Numble	„	8,500	26 0 0	.....	3,500	10,000	61 17 6	„ „	„ „

* Held from year to year pending receipt of appraisements.

No. in Run Register.	Run.	Lessee.	Estimated area under existing tenure.	Present annual rental.	Estimated grazing capabilities in an unimproved state.		Estimated area under original tenure.	Old rental and assessment.	Date of comencement of present tenure.	Term of tenure.
					Cattle.	Sheep.				
		DISTRICT OF MONARO—*continued.*								
			acres	£ s. d.			acres	£ s. d.		
25	Murranumbla	The Mercantile Bank	13,300	42 0 0	600	.....	20,000	92 16 3	1 Jan., 1874 ...	31 Dec., 1878.
26	Boloka Creek	Charles Collman	5,920	20 0 0	400	.....	8,000	28 15 0	" " ...	" "
27	Boloco Creek	"	8,040	40 0 0	400	.....	13,000	38 2 6	" " ...	" "
28	Pawpang	James Woodhouse	14,840	34 0 0	600	.....	11,000	38 2 6	" " ...	" "
29	Moonbar	Elizabeth Pendergast & J. Barry	15,300	45 0 0	650	.....	24,000	33 8 9	" " ...	" "
30	Mowenbah	W. Sturgeon & J. Thompson	6,540	15 0 0	170	.....	16,000	50 0 0	" " ...	" "
31	Grosse's Plains	M. Hyland	10,340	25 0 0	500	.....	12,000	24 0 0	" " ...	" "
32	Inchbyra	Ellen Woodhouse	19,340	46 0 0	700	.....	16,000	42 16 3	" " ...	" "
33	Cobbon	J. Thompson	7,660	18 0 0	500	.....	6,400	30 4 0	" " ...	" "
34	Woolindibby	J. S., T. F., & P. M. M'Evoy	18,360	28 0 0	500	.....	10,000	40 0 0	" " ...	" "
35	Jindabyne East	P. J. J. & P. J. Clifford	4,800	20 0 0	.....	1,600	13,000	40 0 0	" " ...	" "
36	Jindabyne West	Donald M'Lure	16,900	45 10 0	.....	6,000	22,400	50 0 0	" " ...	" "
37	Bobundra	William Kiss	2,450	10 0 0	.....	600	10,000	40 0 0	" " ...	" "
38	Kalkite	Miss Mary E. Wallace	15,300	30 0 0	.....	6,000	20,000	42 16 3	" " ...	" "
39	Woolway	Mrs. J. M. Hamilton	830	10 0 0	.....	500	12,000	50 0 0	" " ...	" "
40	Arable	"	1,540	10 0 0	.....	600	30,000	100 0 0	" " ...	" "
41	Ucumbean	Harnett & Cullen	7,240	20 0 0	600	.....	3,840	61 17 6	" " ...	" "
43	Yaclama	Henry Grant	10,780	12 0 0	No	report	5,760	Included in Kameruka	" " ...	" "
44	Double Creek	John Otten	All alienated	10 0 0	Nil	Nil	10,000	"	" 1872 ...	" 1876.
45	Tuamba	Sir W. Manning & T. S. Mort	13,880	20 0 0	500	.....	35,200	"	" 1874 ...	" 1878.
46	Kameruka	Frederick Tooth	All alienated	10 0 0	Nil	Nil	192,640	647 0 0	" " ...	" "
47	Stockyard	Sir Wm. Manning & T. S. Mort	"	10 0 0	Nil	Nil	12,000	Included in Kameruka	" " ...	" "
48	Doodle	Late William Bradley	1,500	10 0 0	250	.....	10,240	40 0 0	" " ...	" "
49	Biggam	Mary Harnett	15,440	35 0 0	.....	5,000	14,500	40 0 0	" 1876 ...	" 1880.
50	Carrott	S. O'Sullivan	15,280	35 0 0	.....	4,000	16,000	40 0 0	" 1874 ...	" 1878.
51	Bollera	The Commercial Bank	9,200	28 0 0	840	.....	6,400	61 17 6	" " ...	" "
52	Bulgur Creek	A. M'Donald & C. Smith, Executors of late W. Bradley	10,000	20 0 0	800	.....	10,000	38 2 6	" " ...	" "
53	Cuddygat Creek	Late James Stanley	7,000	25 0 0	440	.....	12,800	40 0 0	" " ...	" "
54	Cabmurra	Late William Russell	9,930	20 0 0	600	.....	16,000	25 0 0	" " ...	" "
55	Bibbenluke, or Big Jack	Sir Wm. Manning & C. S. Stiles	15,830	24 0 0	1,400	.....	25,600	50 0 0	" " ...	" "
56	Yourie	F. Whitehead & D. Sutherland	28,700	18 0 0	300	.....	29,400	40 0 0	" " ...	" "
57	Brogo	Wm. M'Gregor	11,010	12 0 0	200	.....	6,400	33 8 9	" " ...	" "
58	Rock Forest	Peter Curtis	18,000	25 0 0	700	.....	5,500	26 8 2	" " ...	" "
59	Buckenderry	James Delaney	7,820	18 0 0	.....	2,400	10,240	33 1 0	" 1876 ...	" 1880.
60	Geekle	A. Rush	6,600	18 0 0	300	.....	5,120	24 1 3	" 1874 ...	" 1878.
61	Wambrook	J. M. Hassall	2,050	10 0 0	.....	800	15,000	50 0 0	" " ...	" "
62	Cottage Creek	John Pendergrass	4,400	10 0 0	170	.....	15,000	42 16 3	" " ...	" "
63	Mount Pleasant	Late Wm. Bradley	3,350	13 15 0	.....	1,600	5,000	33 8 9	" " ...	" "
64	Billylingera	John Cosgrove	4,000	15 0 0	.....	1,000	16,640	50 0 0	" " ...	" "
65	Queengallery	"	13,000	20 0 0	.....	2,000	25,600	60 0 0	" " ...	" "
66	Adamindumee	"	9,580	15 0 0	900	.....	16,000	61 17 6	" " ...	" "
67	Micilago	Ryrie Brothers	24,200	42 0 0	.....	4,000	32,000	120 0 0	" " ...	" "
68	Countegany	Samuel Lucas	16,500	42 0 0	1,000	.....	20,000	40 0 0	" " ...	" "
69	Narongo	James Brown	9,360	27 0 0	.....	2,000	9,000	40 0 0	" " ...	" "
70	Greenland	Robert Holmes	10,000	30 0 0	600	.....	6,400	28 15 0	" " ...	" "
71	Gingary	Simon Codie	9,800	25 0 0	550	.....	9,000	33 8 9	" " ...	" "
72	Wangarah Creek	Robert Jackson	10,000	15 0 0	.....	2,500	9,240	20 0 0	" 1872 ...	" 1876.
73	Dooloondoondoo	Alexr. Montague	11,920	30 0 0	600	.....	12,000	28 15 0	" 1874 ...	" 1878.
74	Countigary	Late Jeremiah Flynn	9,840	28 0 0	500	.....	3,200	24 1 3	" " ...	" "
75	Kybear	T. O'Mara	15,960	48 0 0	1,000	.....	20,000	61 17 6	" " ...	" "
76	Warren's Corner	H. Agnew	9,352	13 0 0	170	.....	7,000	25 0 0	" " ...	" "
77	Numarella	John Cullen	13,320	30 0 0	800	.....	2,140	17 0 8	" " ...	" "

1085

No. in Run Register.	Run.	Lessee.	Estimated area under existing tenure.	Present annual rental.	Estimated grazing capabilities in an unimproved state.		Estimated area under original tenure.	Old rental and assessment.	Date of commencement of present tenure.	Term of tenure.
					Cattle.	Sheep.				
		DISTRICT OF MONARO—*continued.*								
			acres	£ s. d.			acres	£ s. d.		
78	Good Good	R. T. Thurbons	14,630	23 0 0	400	.....	12,000	33 8 9	1 Jan., 1873 ...	31 Dec., 1877.
79	Umeralla	Daniel Lucy	5,640	10 0 0	50	.....	8,000	24 1 3	1 Jan., 1874 ...	„ 1878.
80	Moles	S. Tivey	14,540	30 0 0	700	.....	10,000	33 8 9	„ „ ...	„ „
81	Bredbo South	P. J. J. Clifford	9,880	22 0 0	.....	2,000	15,360	33 8 9	„ „ ...	„ „
82	„ North	Patrick Clifford	10,050	13 0 0	.....	3,000	30,720	73 15 0	„ „ ...	„ „
83	Rose Valley	P. J. J. Clifford	7,160	12 0 0	.....	1,000	20,000	50 0 0	„ „ ...	„ „
84	Bolero	Thomas Chippendale	24,030	20 0 0	2,150	.....	28,800	150 8 9	„ „ ...	„ „
85	Square Range	M. Thornton, senior	4,900	20 0 0	.....	1,780	10,240	32 10 0	„ „ ...	„ „
86	Clearawa	James Allan	9,480	25 0 0	500	.....	16,000	38 2 6	„ „ ...	„ „
87	Square Range of Nimitybelle	J. W. Silk	5,780	20 0 0	.....	1,500	7,500	40 0 0	„ „ ...	„ „
88	Tervine	Margaret Stewart	5,850	20 0 0	.....	3,700	6,400	32 10 0	„ „ ...	„ „
89	Native Dog Flat	Angus Rankin	5,560	20 0 0	.....	1,750	6,400	32 10 0	„ „ ...	„ „
90	Bummigumbla	The Commercial Bank	8,370	20 0 0	.....	1,500	7,515	40 0 0	„ „ ...	„ „
91	Barnima	R. Campbell	all withdrawn.	10 0 0	Nil	.....	23,040	85 0 0	„ „ ...	„ „
93	Archer's Flat	Patrick M'Coy & Ann Newsome	640	10 0 0	Nil	.....	8,000	24 1 3	„ „ ...	„ „
94	Yarra	Annie Ryan	7,520	14 0 0	.....	2,000	16,000	38 2 6	„ „ ...	„ „
95	Frying-pan Creek	William Graham	14,640	37 0 0	.....	3,500	9,600	40 0 0	„ 1876 ...	„ 1880.
96	Dry Plains	„	11,130	54 0 0	.....	3,000	16,000	50 0 0	„ 1874 ...	„ 1878.
97	Little Buckenderry	Patrick O'Neill	3,484	10 0 0	880	.....	3,840	30 4 0	„ 1876 ...	„ 1880.
98	Glenbog	William Kiss	31,640	30 0 0	600	.....	32,000	40 0 0	„ 1874 ...	„ 1878.
99	Nimitybelle	M. Solomon	3,360	12 0 0	.....	860	8,000	32 10 0	„ „ ...	„ „
100	Boco Creek	Maria Silk	1,380	10 0 0	.....	500	8,000	38 2 6	„ „ ...	„ „
101	Curry Flat	William Jardine	4,180	12 0 0	.....	2,500	16,000	50 0 0	„ „ ...	„ „
102	Head of Curry Flat	J. Discoll	1,400	10 0 0	.....	500	10,240	28 15 0	„ „ ...	„ „
103	Greenland	J. Walker and A. Alcock	16,000	35 0 0	700	.....	15,000	40 0 0	„ „ ...	„ „
104	Numarella	A. Montague	15,900	35 0 0	.....	2,500	18,000	60 0 0	„ „ ...	„ „
105	Rosebrook	M. Harnett	20,434	25 0 0	.....	6,650	15,360	90 0 0	„ „ ...	„ „
106	Big Badger	E. Hastingden	13,000	25 0 0	600	.....	16,000	28 12 0	„ „ ...	„ „
107	Tindreys	Ryrie Brothers	15,960	45 0 0	1,000	.....	15,360	33 8 9	„ „ ...	„ „
108	Bondi	John Stephenson	39,880	55 0 0	1,000	.....	50,000	40 0 0	„ „ ...	„ „
109	Nangutta	A. Weatherhead	31,720	50 0 0	1,000	.....	32,000	80 0 0	„ „ ...	„ „
110	Boggy Creek	John Nicholson, junior	7,147	15 0 0	No	report	16,000	21 14 5	„ „ ...	„ „
111	Deligate	Sophia J. Campbell	15,960	50 0 0	.....	6,000	38,400	100 0 0	„ „ ...	„ „
112	Craigie	C. H. & J. J. Lawson	2,300	10 0 0	275	.....	16,000	28 15 0	„ „ ...	„ „
113	Bald Hills Station	Moses Joseph	11,300	24 0 0	480	.....	16,000	33 8 9	„ „ ...	„ „
114	Little Plain or Bradong	John Nicholson, junior	20,500	57 0 0	.....	5,000	28,000	110 0 0	„ „ ...	„ „
115	Maharatta	Moses Joseph	all withdrawn.	10 0 0	Nil	.....	22,000	141 17 6	„ „ ...	„ „
116	Quinburra	C. H. & J. J. Lawson	3,000	10 0 0	300	.....	3,000	21 14 5	„ „ ...	„ „
117	Delegate	Henry Hayden	2,230	10 0 0	.....	1,000	12,800	24 1 3	„ „ ...	„ „
118	Mila or Boggy Creek	Moses Joseph	7,760	13 0 0	No	report	18,000	42 16 3	„ „ ...	„ „
119	Anembo	Maurice Harnett	37,130	50 0 0	1,150	.....	5,000	80 0 0	„ „ ...	„ „
120	Nimmo	A. O'Mealy	9,890	24 0 0	550	.....	7,500	33 8 9	„ „ ...	„ „
121	Iron Mungy Major	G. Rolfe & T. Clarke	7,000	25 0 0	.....	2,000	84,000	80 0 0	„ „ ...	„ „
123	Bukalong	John Boucher	1,840	10 0 0	.....	500	15,360	50 0 0	„ „ ...	„ „
124	Moyallon Downs	Late W. Bradley	2,000	10 0 0	.....	1,330	20,000	40 0 0	„ „ ...	„ „
125	Mafra	„	24,000	75 0 0	.....	12,000	35,000	50 0 0	„ „ ...	„ „
126	Bibbenluke	„	2,300	10 0 0	.....	1,250	16,000	80 0 0	„ „ ...	„ „
127	Wog Wog	„	1,800	10 0 0	.....	1,140	20,000	25 0 0	„ „ ...	„ „
128	Gennong	„	1,800	10 0 0	.....	1,300	20,000	28 15 0	„ „ ...	„ „
129	Boco Creek	„	4,800	15 0 0	.....	3,500	25,000	21 5 0	„ „ ...	„ „
130	Cumbalong	Late R. Campbell	all withdrawn.	10 0 0	.....	.....	20,000	40 0 0	„ „ ...	„ „
131	Bombah	„	2,560	10 0 0	.....	.....	16,000	91 17 6	„ „ ...	„ „

No. in Run Register.	Run.	Lessee.	Estimated area under existing tenure.	Present annual rental.	Estimated grazing capabilities in an unimproved state.		Estimated area under original tenure.	Old rental and assessment.	Date of commencement of present tenure.	Term of tenure.
					Cattle.	Sheep.				
		DISTRICT OF MONARO—*continued.*	acres	£ s. d.			acres	£ s. d.		
132	Bayliss Station	Joseph Peters	5,570	20 0 0	.....	2,500	6,400	40 0 0	1 Jan., 1874	31 Dec., 1878.
133	Bungarby	„	910	10 0 0	.....	500	36,000	120 0 0	„ „	„ „
134	Bohundra	T. O'Mara	3,870	15 0 0	280	.....	24,000	26 8 2	„ „	„ „
135	Aston	Sir James Matheson	11,350	25 0 0	.....	2,000	25,600	60 0 0	„ „	„ „
136	Coatalinyong	„	All withdrawn	10 0 0	Nil	.....	5,120	25 0 0	„ „	„ „
137	Bald Hills	Ronald Campbell, sen.	„	10 0 0	Nil	.....	7,680	25 0 0	„ „	„ „
139	Snowy River	H. J. Eccleston	5,570	15 0 0	300	.....	10,240	32 10 0	„ „	„ „
140	Cooma North	A. & D. Ryrie	2,000	10 0 0	.....	600	30,000	80 0 0	„ „	„ „
141	Cooma South	„	1,000	10 0 0	.....	200	15,000	80 0 0	„ „	„ „
142	Mount Cooper	J. Campbell & A. M'Keachnie	15,700	50 0 0	.....	8,500	21,000	70 0 0	„ „	„ „
143	Tuttabah	„ „	2,160	10 0 0	.....	2,000	2,560	17 10 0	„ „	„ „
144	Junction	John Langhorn	12,880	22 0 0	600	.....	4,000	24 1 3	„ „	„ „
145	Junction Station	Jeremiah Ryan	4,180	12 0 0	.....	2,700	5,000	25 0 0	„ 1876	„ 1880.
146	Corrowang	James O'Hare	43,860	102 0 0	.....	16,000	53,760	153 15 0	„ 1874	„ 1878.
147	Willis	James Woodhouse	12,500	20 0 0	500	.....	11,520	28 15 0	„ „	„ „
148	Wallandibby	The Commercial Bank	26,370	50 0 0	.....	14,500	31,360	40 0 0	„ „	„ „
149	Tombong	James O'Hare	12,300	38 0 0	.....	5,000	13,000	50 0 0	„ „	„ „
150	Glenroy	Jeremiah Ryan	10,940	25 0 0	.....	4,000	11,520	41 17 6	„ „	„ „
151	Willis	J. Williams	16,000	25 0 0	500	.....	11,520	21 10 0	„ „	„ „
152	Stockyard Flat	The Bank of New South Wales	14,000	20 0 0	500	.....	7,000	33 8 9	„ „	„ „
153	Gunningrach	William Grahame	17,215	20 0 0	.....	9,000	40,960	150 0 0	„ „	„ „
154	Biggam	William Jardine	11,420	25 0 0	550	.....	25,000	40 0 0	„ „	„ „
155	Cudgee	C. J. Byrne	46,660	30 0 0	1,500	.....	50,000	38 2 6	„ „	„ „
156	Burrangandra	P. Campbell & D. M'Donald	5,800	15 0 0	.....	2,000	5,000	32 10 0	„ 1875	„ 1879.
157	Cuppacumbalong	L. F. De Salis	16,200	35 0 0	.....	2,800	15,000	50 0 0	„ „	„ „
158	Naas	„	20,640	30 0 0	.....	5,500	21,000	40 0 0	„ „	„ „
159	Congwarrah	A. Cunningham	19,640	30 0 0	.....	4,700	16,000	40 0 0	„ „	„ „
160	Freshford	„	3,020	10 0 0	.....	1,000	5,000	26 17 6	„ „	„ „
161	Yamberra	Charles Hall	9,000	20 0 0	700	.....	10,000	40 0 0	„ „	„ „
162	Boorooroombi	C. M'Keachnie	19,680	25 0 0	1,175	.....	4,480	38 2 6	„ „	„ „
163	Tidbinbilly	A. Cunningham	19,860	25 0 0	.....	5,000	12,800	33 8 9	„ „	„ „
164	Urayarra	John M'Donald & J. & W. Webb	28,850	45 0 0	2,475	.....	23,000	60 12 0	„ „	„ „
165	Mullion	J. Ledger & J. & W. Webb	8,760	20 0 0	1,000	.....	10,000	32 10 0	„ „	„ „
166	Bumbalong	A. A. M'Keachnie	10,000	15 0 0	500	.....	10,000	41 0 0	„ „	„ „
167	Yaouk	Lachlan Cochrane	36,700	50 0 0	2,500	.....	20,000	50 0 0	„ „	„ „
168	Bolero	Peter, Joseph, & D. O'Rourke	13,790	30 0 0	.....	6,500	16,000	40 0 0	„ „	„ „
169	Currangorambla	F. R. Hume, jun.	40,000	60 0 0	4,000	.....	35,000	39 0 0	„ „	„ „
170	Gudgenby	A. A. M'Keachnie	39,000	45 0 0	2,500	.....	15,000	59 12 0	„ „	„ „
171	Demandering	Garrett Cotter	15,860	18 0 0	1,000	.....	16,000	40 0 0	„ „	„ „
172	Boboyan	A. Crawford & W. Brayshaw	20,840	32 0 0	1,500	.....	17,920	28 15 0	„ „	„ „
173	Bullanamong	John Cosgrove	97,600	80 0 0	5,000	.....	96,000	150 0 0	„ „	„ „
174	Orarell	A. M'Keachnie	56,000	40 0 0	3,500	.....	56,000	40 0 0	„ „	„ „
175	Naas (Valley)	L. F. De Salis	19,640	30 0 0	.....	6,450	20,000	40 0 0	„ „	„ „
176	Windy Corner	Thomas Harvey	5,880	14 0 0	280	.....	3,840	22 10 0	„ 1876	„ 1880.
177	Jinden	Francis Mason	10,200	20 0 0	450	.....	15,360	40 0 0	„ „	„ „
178	Wambaguga	„	14,445	20 0 0	450	.....	20,000	40 0 0	„ „	„ „
179	Kydra	Thomas Tracey & Mary Stokes	15,900	27 0 0	600	.....	26,880	33 8 9	„ „	„ „
180	Taylor's Flat	Margaret Stewart	2,900	10 0 0	100	.....	8,000	20 0 0	„ „	„ „
181	Bald Hills or the Gullies	G., E., & W. Williams	20,000	30 0 0	2,000	.....	16,000	80 10 0	„ 1872	„ 1876.
182	Bullumbullong	Miss Mary A. Wallace	17,180	35 0 0	.....	4,500	14,000	50 0 0	„ „	„ „
183	Coolamatong	Robert Hepburn	37,840	90 0 0	.....	13,500	35,000	100 0 0	„ „	„ „
184	Dundundera	Moses Joseph	4,630	15 0 0	.....	2,000	6,000	32 10 0	„ „	„ „

1087

No in Run Register.	Run.	Lessee.	Estimated area under existing tenure.	Present annual rental.	Estimated grazing capabilities in an unimproved state.		Estimated area under original tenure.	Old rental and assessment.	Date of commencement of present tenure.	Term of tenure.
					Cattle.	Sheep.				
		DISTRICT OF MONARO—*continued.*								
			acres	£ s. d.			acres	£ s. d.		
185	Gabramatta	Henry West	16,000	20 0 0	1,000	.....	16,000	30 15 0	1 Jan., 1872...	31 Dec., 1876
186	Gejezerick	A. W., W. H., & H. H. Brookes	18,500	51 0 0	.....	4,500	38,400	120 0 0	„ „ ...	„ „
187	Hugandree	T. L. & C. G. Robinson	11,000	25 0 0	.....	3,000	13,000	25 18 9	„ „ ...	„ „
188	Moles Gully	Alexr. Montague	10,000	18 0 0	700	.....	10,000	41 5 0	„ „ ...	„ „
189	Nimitybelle	James Tindall	12,320	20 0 0	.....	3,300	23,040	24 1 3	„ „ ...	„ „
190	Rocky Plain	A. W., W. H., & H. Brooks	16,560	32 0 0	.....	4,000	Subdivision	of Gejezrick	„ „ ...	„ „
191	Snow Vale	Miss Mary C. Wallace	16,000	20 0 0	.....	3,000	10,000	30 10 0	„ „ ...	„ „
192	Whitwhittal	B. Rourke & F. Delaney	19,760	20 0 0	950	.....	16,000	25 0 0	„ 1874...	„ 1878
193	Wadbiliga	C. J. Byrne	10,000	20 0 0	500	.....	10,000	65 10 0	„ 1873...	„ 1877
194	Thoco	Sir D. Cooper & T. Buckland	5,500	16 0 0	500	.....	5,500	59 11 0	„ „ ...	„ „
195	Little Tindrey's	Thomas Dwyer	14,850	20 0 0	300	.....	12,800	21 0 0	„ „ ...	„ „
196	Boggy Plain	Thomas Mahoney	4,320	10 0 0	125	.....	Forfeited	tender	„ 1874...	„ 1878
197	Cowra	Maurice Harnett	31,800	40 0 0	1,000	.....	Forfeited	tender	„ „ ...	„ „
198	Frying-pan Creek	C. G. Mould	3,180	12 10 0	.....	1,600	5,020	33 8 9	„ 1875...	„ 1879
199	Biddi	Charles Woodhouse	30,000	40 0 0	700	.....	10,000	15 0 0	„ 1876...	„ 1880
200	Fairfield	M. Gallagher & J. Ranken	1,416	10 0 0	No	report	3,000	10 0 0	„ 1874...	„ 1878
201	Wog Wog	J. Stevenson, sen.	15,040	24 0 0	775	.....	15,360	26 13 4	„ 1873...	„ 1877
202	Brindebilla	G., T., & J. M. Franklin	36,000	25 0 0	.....	5,000	Forfeited	tender	„ 1874...	„ 1878
203	Coolooman	L. F. De Salis	26,000	25 0 0	500	.....	Forfeited	tender	„ „ ...	„ „
204	Murrah	Daniel Gowing	6,440	10 0 0	320	.....	Forfeited	tender	„ 1872...	„ 1876
205	Big Badger	P. J. J. Clifford	28,000	44 0 0	2,500	.....	12,000	45 0 0	„ 1875...	„ 1879
206	Long Plain	J. Forsyth	34,000	40 0 0	2,000	.....	15,000	27 10 0	„ 1876...	„ 1880
207	Burrow	F. A. & C. L. Badgery	14,000	21 0 0	1,000	.....	13,440	67 10 0	„ „ ...	„ „
208	Jacobs River	W. J. M'Gufficke	15,000	12 0 0	600	.....	Forfeited	tender	„ 1872...	„ 1876
209	The Gulf	W. N. Waller	9,600	15 0 0	.....	2,000	Forfeited	tender	„ „ ...	„ „
210	Merecumbene	J. Mallon	19,270	20 0 0	475	.....	18,000	50 0 0	„ 1873...	„ 1877
211	Mohawk	A. M'Donald, jun.	5,000	18 0 0	500	.....	4,000	17 10 0	„ „ ...	„ „
212	Spring Flat	David Bell	4,540	26 0 0	425	.....	10,240	26 8 2	„ 1874...	„ 1878
213	Braminah	Thomas Franklin	24,900	20 0 0	1,000	.....	Forfeited	tender	„ „ ...	„ „
214	Mount Marshall	H. T. Edwards	15,500	30 0 0	775	.....	16,000	80 0 0	„ „ ...	„ „
215	Woolingumrah	E. J. Nicholson	15,675	25 0 0	560	.....	Subdivision	of Mount Marshall	„ „ ...	„ „
216	Narybaba	Henry Copeland	30,000	47 0 0	Not	appraised	30,000	28 0 0	„ 1876...	„ 1880
217	Tantangara or Gulph	A. F. Gibson	40,000	45 0 0	.....	10,000	.....	.....	„ 1874...	„ 1878
218	Waste Point or Triangle	James Spencer	14,880	20 0 0	.....	2,700	.....	.....	„ „ ...	„ „
219	Bimben	J. M. M'Donald & J. & W. Webb	35,000	25 0 0	.....	1,200	.....	.....	„ 1876...	„ 1880
220	Middle Cotter	J. & W. Webb	24,000	20 0 0	.....	4,000	.....	.....	„ „ ...	„ „
221	Old Bull	H. C. Murritt	10,500	17 0 0	Not yet	appraised	.....	.....	„ 1872...	„ 1876
222	Iron Mungy Minor	Amos Crisp	23,646	50 0 0	.....	9,700	Subdivision	of Iron Mungy	„ 1874...	„ 1878
223	Rocky Plain	M'Donald, Smith, & Co.	20,000	25 0 0	.....	4,000	.....	.....	„ 1872...	„ 1876
224	Excelsior	T. M. Stewart	28,800	20 0 0	Not	appraised	.....	.....	1 April, 1872...	31 Mar., 1877
225	Murriyang	„	22,400	20 0 0	Not	appraised	.....	.....	„ „ ...	„ „
226	The Pinch Run	Charles Woodhouse	40,000	20 0 0	300	.....	.....	.....	1 Jan., 1874...	31 Dec., „
227	Bindaddra	Joseph George	6,000	31 0 0	Not	appraised	.....	.....	1 July, 1875...	Annual until appraised.
228	Moodong	J. M. & M. Gallagher	19,200	30 0 0	Not	appraised	.....	.....	„ „ ...	„ „
229	South Merecumbene	John Ranken	16,000	25 0 0	1,500	.....	.....	.....	1 Jan., 1876...	31 Dec., 1880
230	Ingregoodby	C. & J. Shiels	30,000	45 0 0	Not yet	appraised	.....	.....	1 April, 1875...	Annual until appraised.
224	Total No. of Runs.	Total	3,047,636	5,434 15 0	92,370	318,310	3,547,760	9,308 12 7		

No. in Run Register.	Run.	Lessee.	Estimated area under existing tenure.	Present annual rental.	Estimated grazing capabilities in an unimproved state.		Estimated area under original tenure.	Old rental and assessment.	Date of commencement of present tenure.	Term of tenure.
					Cattle.	Sheep.				
		DISTRICT OF MURRUMBIDGEE.	acres	£ s. d.			acres	£ s. d.		
1	West Burrumbuttock	The Trust and Agency Company	3,390	10 0 0	.....	600	10,000	31 0 0	1 Jan., 1874 ...	31 Dec., 1878.
2	Bumbowlee	J. G. A. & R. Rankin	5,120	10 0 0	Nil		27,000	80 0 0	„ „ ...	„ „
3	Tarmas	The Australian Joint Stock Bank	3,443	10 0 0	Nil		16,000	40 0 0	„ „ ...	„ „
4	Goberagandra	Late Wm. Atkinson	53,428	20 0 0	500	.....	22,400	30 0 0	„ „ ...	„ „
5	Gimnongjugrawah	Leah Howe	7,830	10 0 0	Nil		14,320	60 0 0	„ „ ...	„ „
6	Brundell	A. J. R. & G. Rankin	2,440	10 0 0	Nil		13,440	80 0 0	„ „ ...	„ „
7	Waock	James Cochran	3,600	14 0 0	.....	700	3,980	31 1 0	„ „ ...	„ „
8	Adginbilly	W. K. Smith	31,000	70 0 0	.....	6,000	32,000	80 0 0	„ „ ...	„ „
9	Windouran Block A	D. W. H. Patterson	44,000	138 0 0	.....	6,000	44,000	96 0 0	„ „ ...	„ „
10	Warrangobogra	J. & H. Osborne	24,000	56 0 0	.....	2,500	24,000	35 0 0	„ „ ...	„ „
11	Lalalte	„	14,720	35 0 0	.....	1,600	14,720	35 0 0	„ „ ...	„ „
12	Benderbo	B. M. Osborne	3,180	10 0 0	Nil		6,680	40 0 0	„ „ ...	„ „
13	Little River	The Commercial Bank	42,228	50 0 0	.....	4,000	43,000	33 8 9	„ „ ...	„ „
14	Jeremiah	W. K. Smith	19,000	30 0 0	.....	3,700	19,000	34 0 0	„ „ ...	„ „
15	Weejasper	W. J. & A. H. M'Bean	29,000	30 0 0	500	.....	29,000	33 8 9	„ „ ...	„ „
16	Nanangro	Laurence Roche	8,420	20 0 0	.....	2,000	9,000	30 10 0	„ „ ...	„ „
17	Gooroomyragong	George MacDonnell	4,000	12 0 0	.....	1,000	4,000	32 10 0	„ „ ...	„ „
18	Billybong Forest A	G. Lyell & G. F. Simpson	19,200	55 0 0	.....	3,000	19,200	76 0 0	„ „ ...	„ „
19	Wagarababilly	W. K. Smith	3,000	10 0 0	Nil		12,000	50 0 0	„ „ ...	„ „
20	Uratta Back Block	M'Leay & Clark	56,000	175 0 0	.....	8,000	56,000	51 0 0	„ „ ...	„ „
21	Tumut Plains	A. M. Shelly	12,800	15 0 0	.....	1,500	15,000	39 15 0	„ „ ...	„ „
22	Blowering East	The Australian Mortgage, Land, and Finance Company	4,200	10 0 0	.....	500	18,000	33 8 9	„ „ ...	„ „
23	Cavan	J. F. Castle	41,796	85 0 0	.....	5,000	49,920	70 0 0	„ „ ...	„ „
24	Spring Creek	The Bank of New South Wales	6,781	18 0 0	.....	2,000	7,000	33 8 9	„ „ ...	„ „
25	Talbingo	Olto Lampil	28,080	20 0 0	.....	3,000	23,000	30 0 0	„ „ ...	„ „
26	Old Man Plain	Myles Patterson	25,600	76 0 0	.....	3,000	25,600	40 0 0	„ „ ...	„ „
27	North Boonook	„	10,240	30 0 0	.....	1,250	10,240	31 10 0	„ „ ...	„ „
28	Cowpasture	J. & H. Osborne	15,000	40 0 0	.....	1,750	12,800	32 0 0	„ „ ...	„ „
29	Billybong Back Block	Robert Patterson	10,000	30 0 0	.....	1,500	10,000	40 0 0	„ „ ...	„ „
30	Kentucky	Michael Dawson	21,730	51 0 0	.....	3,000	16,000	115 0 0	„ „ ...	„ „
31	West Moonbria	J. Reid & A. S. Balcombe	35,193	110 0 0	.....	4,500	35,000	40 10 0	„ „ ...	„ „
32	East Booraboonilly	T. Brown, A. Macfarlin, & J. Blyth	6,400	15 0 0	.....	700	6,400	35 0 0	„ „ ...	„ „
33	Windouran Block C	Lachlan M'Bean	12,800	40 0 0	.....	1,500	12,800	31 0 0	„ „ ...	„ „
34	North Baratta	Henry Ricketson	9,829	29 0 0	.....	1,250	9,829	30 10 0	„ „ ...	„ „
35	North Morago	William Oeffier	3,600	12 0 0	.....	600	3,600	30 10 0	„ „ ...	„ „
36	Cochran	Henry Gwynne	4,100	14 0 0	.....	500	4,100	31 0 0	„ „ ...	„ „
37	Barryjaa	G. Gray, F. B. Neill, and J. G. Gray	32,450	67 0 0	.....	4,000	32,750	120 10 0	„ „ ...	„ „
38	Nyingay	Late Michael Curtain	27,060	84 0 0	.....	3,500	27,060	45 2 1	„ „ ...	„ „
39	Salt Plains	William Officer	20,800	64 0 0	.....	2,500	20,800	30 0 0	„ „ ...	„ „
40	Savernake	Alexr. Sloane	15,000	32 0 0	.....	1,500	15,000	80 0 0	„ „ ...	„ „
41	Oak Forest	Robert Landale	36,320	140 0 0	.....	5,600	30,000	30 10 0	„ 1875 ...	„ 1879
42	South Mohonga Forest	R. Rand	25,485	80 0 0	.....	3,500	32,000	30 0 0	„ „ ...	„ „
43	Triangular Plain	Henry Godfrey	14,730	39 0 0	.....	1,600	22,400	55 0 0	„ „ ...	„ „
44	Coonargo Back Run, Block C	Wm. Campbell	31,000	117 0 0	.....	4,600	32,000	121 0 0	„ „ ...	„ „
45	Cooradigby	John Hannan	11,264	22 0 0	.....	880	12,000	21 14 5	„ „ ...	„ „
46	Cooleman	John Jenkins	24,500	35 0 0	.....	7,000	.....	.....	„ 1876 ...	„ 1880
47	Stammer's Forest	John Ledger	33,000	35 0 0	.....	1,400	33,000	40 0 0	„ 1875 ...	„ 1879
48	Barigan	H. & J. Osborne	35,840	112 0 0	.....	4,500	35,840	45 0 0	„ „ ...	„ „
49	Little Swamp	F. Jenkins	60,800	130 0 0	1,000	.....	48,800	33 1 0	„ „ ...	„ „
50	South Benongle	W. J. T. Clarke (late)	20,000	15 0 0	.....	500	.....	.....	„ „ ...	„ „
51	Cotway	N. & M. Carberry	9,040	22 0 0	.....	880	7,500	40 0 0	„ „ ...	„ „
52	Chidowla	John Roche	17,236	37 0 0	.....	1,500	18,000	34 0 0	„ „ ...	„ „

No. in Run Register.	Run.	Lessee.	Estimated area under existing tenure.	Present annual rental.	Estimated grazing capabilities in an unimproved state.		Estimated area under original tenure.	Old rental and assessment.	Date of commencement of present tenure.	Term of tenure.
					Cattle.	Sheep.				
		DISTRICT OF MURRUMBIDGEE—*continued.*								
			acres.	£ s. d.			acres.	£ s. d.		
53	South Momalong	J. & H. Osborne	12,800	35 0 0	.....	1,500	.....	.....	1st Jan., 1875...	31st Dec., 1879.
54	Boragery	R. & J. Ramsay	3,800	15 0 0	.....	600	.....	.....	„ „ ...	„ „
55	Munimbla	Launcelot Ryan	14,900	50 0 0	.....	2,000	.....	.....	„ „ ...	„ „
56	Myall Forest	H. & J. Osborne	20,500	72 0 0	.....	3,000	20,500	42 0 0	„ „ ...	„ „
57	Thelaka or Dry Lake	Henry K. H. Darlot	21,540	89 0 0	.....	3,600	32,920	32 3 0	„ „ ...	„ „
58	Toomorroma	A. R. & G. Rankin	19,500	38 0 0	.....	1,520	19,500	34 0 0	„ „ ...	„ „
59	Bald Hill	Michael Curtain	12,540	50 0 0	.....	2,000	25,600	70 2 2	„ „ ...	„ „
60	North Carroonboon	Henry K. H. Darlot	16,160	66 0 0	.....	2,500	16,000	30 10 0	„ „ ...	„ „
61	Baalpool	M. & W. Bryant	43,200	169 0 0	.....	6,800	48,000	110 0 0	1st Jan., 1876...	30th Sept., 1880.
62	Barham	J. B. Chirnside & J. G. Dougharty	92,057	316 0 0	2,800	.....	114,650	160 0 0	„ „ ...	„ „
63	Barratta	Henry Ricketson	16,820	65 0 0	.....	2,500	51,200	80 0 0	„ „ ...	„ „
64	Berremegad	Thomas Wragge	69,695	277 0 0	.....	11,000	71,937	100 0 0	„ „ ...	„ „
65	Benongal	Late W. J. T. Clarke	46,450	120 0 0	.....	4,800	40,000	80 0 0	„ „ ...	„ „
66	Bundylumblah	Henry K. H. Darlot	21,396	76 0 0	.....	3,000	52,480	50 0 0	„ „ ...	„ „
67	Burraway	The Trust and Agency Company	52,700	125 0 0	1,000	.....	77,640	60 0 0	„ „ ...	„ „
68	Carroonboon	John Dickson	33,227	117 0 0	.....	4,700	75,425	80 0 0	„ „ ...	„ „
69	Chah Sing	J. Childe, E. C. Grant, & S. C. Craig	33,513	118 0 0	.....	4,750	48,000	100 0 0	„ „ ...	„ „
70	Cobran	F. Y. Wolsely, E. A. Wynne, S. M., & R. B. Gibbs	17,420	49 0 0	.....	2,000	85,333	120 0 0	„ „ ...	„ „
71	Coonargo Block B.	W. Campbell	35,000	116 0 0	.....	4,640	57,000	41 10 0	„ „ ...	„ „
72	Deniliquin	R. & A. Landale	20,440	48 0 0	.....	2,000	96,000	120 0 0	„ „ ...	„ „
73	Lower Deniliquin	„	19,924	43 0 0	.....	1,750	76,000	100 0 0	„ „ ...	„ „
75	Gorm	W. A. & F. C. Brodribb	40,775	162 0 0	.....	6,500	51,200	92 0 0	„ „ ...	„ „
76	Gotha	F. Y. Wolsely, E. A. Wynne, S. M. & R. B. Gibbs	800	10 0 0	.....	200	31,289	40 0 0	„ „ ...	„ „
77	Jeeger	J. Childe, E. C. Grant, & S. C. Craig	64,640	265 0 0	.....	10,600	61,440	120 0 0	„ „ ...	„ „
78	Kialat	G. A. & P. Mein	24,700	98 0 0	.....	4,000	48,000	60 0 0	„ „ ...	„ „
79	Kirabari	The Australian Mortgage, Land, and Finance Company	35,431	130 0 0	.....	5,200	40,861	40 0 0	„ „ ...	„ „
80	Melool	W. H. Brown & T. B. Hunt	43,840	170 0 0	.....	6,800	80,000	140 0 0	„ „ ...	„ „
81	Mathara	The Melbourne Banking Corporation	15,940	60 0 0	.....	2,400	76,800	80 0 0	„ „ ...	„ „
82	Moira	Hon. John O'Shanassy	83,100	200 0 0	.....	8,000	128,200	140 0 0	„ „ ...	„ „
83	Mooroomgatta	W. A. & F. C. Brodribb	26,686	108 0 0	.....	4,400	26,880	59 12 0	„ „ ...	„ „
84	Moolpa	G. A. & P. Mein	16,296	70 0 0	.....	2,800	Subdivision of Salisbury Plains.		„ „ ...	„ „
85	Mooruma	James Laurence	15,400	35 0 0	.....	1,400	38,400	40 0 0	„ „ ...	„ „
86	Morago	G. & F. Peppin	28,930	68 0 0	.....	2,700	67,200	100 0 0	„ „ ...	„ „
87	Mooloomooh	Robert Landale	33,600	131 0 0	.....	5,250	54,700	90 0 0	„ „ ...	„ „
88	Moulamein Block A.	G. A. & P. Mein	60,827	213 0 0	.....	8,500	64,000	52 10 0	„ „ ...	„ „
89	„ „ B.	„	52,940	186 0 0	.....	7,500	57,000	56 10 0	„ „ ...	„ „
90	Mungadingadal	C. W. Simson	6,431	22 0 0	.....	900	65,800	90 0 0	„ „ ...	„ „
91	Mungadingadal Back Run	„	11,960	28 0 0	.....	1,150	62,000	50 10 6	„ „ ...	„ „
92	Murga	F. A. Gwynne	39,510	157 0 0	.....	6,300	57,000	123 15 0	„ „ ...	„ „
93	Murray Downs	S. H. Officer	31,890	103 0 0	.....	4,100	51,000	70 0 0	„ „ ...	„ „
94	Nap Nap	Thos. M'Farland, J. M'Crae, & J. Brown	125,500	460 0 0	.....	18,500	142,000	250 0 0	„ „ ...	„ „
95	Chowar	A. Cameron	73,920	288 0 0	.....	11,500	49,920	120 0 0	„ „ ...	„ „
96	Nyang	W. & T. C. Dickson	73,184	286 0 0	.....	11,500	86,200	120 0 0	„ „ ...	„ „
97	Perricoota	A. W. Robertson & J. Wagner	15,200	48 0 0	.....	2,000	86,320	100 0 0	„ „ ...	„ „
98	Poon Boon	James Lawrence	114,686	352 0 0	.....	14,000	153,408	320 0 0	„ „ ...	„ „
99	Pevensey	F. R. Godfrey & H. F. A'Beckett Chambers	38,937	128 0 0	.....	5,200	44,800	100 0 0	„ „ ...	„ „
100	Pevensey Back Run	„ „	48,920	133 0 0	.....	5,400	48,000	40 0 0	„ „ ...	„ „
101	Rushy Grass Flat	The Melbourne Banking Company	16,090	60 0 0	.....	2,400	32,000	40 0 0	„ „ ...	„ „
102	Salisbury Plains	G. A. & P. Mein	43,455	170 0 0	.....	6,800	87,000	190 0 0	„ „ ...	„ „
103	Tala	The Trust and Agency Company	86,480	337 0 0	2,700	.....	268,800	436 12 6	„ „ ...	„ „
104	Tantonan	F. Y. Wolseley, E. A. Wynne, S. M. & R. B. Gibbs	21,280	70 0 0	.....	2,800	45,934	90 0 0	„ „ ...	„ „
105	Tattaila	A. W. Robertson & J. Wagner	3,840	12 0 0	.....	500	23,040	25 0 0	„ „ ...	„ „

No. in Run Register.	Run.	Lessee.	Estimated area under existing tenure.	Present annual rental.	Estimated grazing capabilities in an unimproved state.		Estimated area under original tenure.	Old rental and assessment.	Date of commencement of present tenure.	Term of tenure.
					Cattle.	Sheep.				
		DISTRICT OF MURRUMBIDGEE—*continued.*								
			acres	£ s. d.			acres	£ s. d.		
106	Tararie	J. F. Maguire & E. Cohen	18,000	25 0 0	.....	1,500	16,640	40 0 0	1 Jan., 1876	31 Dec., 1880.
107	Thule	F. Y. Wolseley, E. A. Wynne, S. M. & R. B. Gibbs	9,040	35 0 0	.....	1,500	53,158	80 0 0	„ „	„ „
108	Toogoombie	G. Hope & R. Scott	81,080	287 0 0	.....	11,500	85,060	90 0 0	„ „	„ „
109	Tooringabby	Hurtle Fisher	37,712	120 0 0	.....	4,400	62,500	80 0 0	„ „	„ „
110	Tumudgeric	J. Hardie & W. T. Millar	41,127	120 0 0	.....	4,800	47,820	100 0 0	„ „	„ „
111	Willakool	S. H. Officer	20,000	65 0 0	.....	2,600	Sub-division of Melool, No. 80		„ „	„ „
112	Wakool Creek	G. & J. Murch	13,190	41 0 0	.....	1,650	16,750	32 10 0	„ „	„ „
113	Wanganella North or Booabula	J. Blackwood & C. Ibbotson	12,840	46 0 0	.....	1,800	41,600	50 0 0	„ „	„ „
114	Wanganella South	G., F., & G. H. Peppin	16,342	51 0 0	.....	2,050	41,600	50 0 0	„ „	„ „
115	Wangaradyuy	R. & W. Landale	90,817	400 0 0	.....	16,000	125,176	180 0 0	„ „	„ „
116	Warbracum	M. Shanahan, P. A. Jennings, & Mrs. Mary Ann Jennings	27,920	98 0 0	.....	4,000	89,920	160 0 0	„ „	„ „
117	Wargoora	The Trust and Agency Company	21,240	76 0 0	600	.....	Sub-division of Nap Nap		„ „	„ „
118	Werkenbergal A	William Lang	6,705	22 0 0	.....	900	32,000	30 0 0	„ „	„ „
119	„ B	T. Lang & W. F. Cape	10,948	34 0 0	.....	1,400	39,000	30 0 0	„ „	„ „
120	Werai	Henry Gwynne	49,600	190 0 0	.....	7,600	51,200	92 6 3	„ „	„ „
121	Windomal	J. F. Maguire & E. Cohen	5,480	10 0 0	.....	500	6,400	22 0 0	„ „	„ „
122	Winter Run	G. A. & P. Mein	20,956	76 0 0	.....	3,000	30,860	40 0 0	„ „	„ „
123	Windouran	Lachlan M'Bean	29,730	116 0 0	.....	4,600	70,400	70 0 0	„ „	„ „
124	Woorooma	„	7,140	30 0 0	.....	1,200	68,480	120 0 0	„ „	„ „
125	Yaree	G. A. & P. Mein	24,000	83 0 0	.....	3,400	10,640	25 0 0	„ „	„ „
126	Zara	Wm. Officer	10,720	34 0 0	.....	1,400	53,049	50 0 0	„ „	„ „
127	Back Plain	W. Petersen & F. T. Sargood	20,360	80 0 0	.....	3,300	25,600	30 0 0	„ „	„ „
128	Boomanooman	R. Grice, T. J. Sumner, & J. Benn	58,476	190 0 0	.....	7,600	60,160	100 0 0	„ „	„ „
129	Belubula	The Oriental Bank	36,305	140 0 0	.....	5,600	29,460	61 17 6	„ „	„ „
130	Billybong Forest	H. & J. Osborne	5,783	22 0 0	.....	900	17,000	30 6 0	„ „	„ „
131	Bringagong	John Peter	28,279	180 0 0	.....	7,300	71,760	50 0 0	„ „	„ „
132	Bowna	„	35,000	143 0 0	.....	5,750	35,000	30 0 0	„ „	„ „
133	Booroobanilly	W. Petersen & F. T. Sargood	18,900	66 0 0	.....	2,700	19,200	34 10 0	„ „	„ „
134	Burroogo	R. B. Ronald & J. M'Bain	19,403	52 0 0	.....	2,100	57,120	100 0 0	„ „	„ „
135	Brocklesby	The London Chartered Bank	12,200	15 0 0	.....	600	38,920	61 17 6	„ „	„ „
136	Brookong or Urana Creek	H. H., A., P. H., & B. M. Osborne, & G. Hebden	198,770	505 0 0	.....	21,000	303,600	170 0 0	„ „	„ „
137	Bundure	The New Zealand & Australian Land Co, (limited) of Glasgow	21,760	100 0 0	.....	4,000	74,080	80 0 0	„ „	„ „
138	Burrobogee	J. M'Gaw, J. Cochran, J. M. & H. N. Loughnan, J. Wilson, & S. Brush	78,049	305 0 0	.....	12,200	102,000	110 0 0	„ „	„ „
139	Burrangong	The Australian Mortgage, Land, and Finance Company	17,987	58 0 0	.....	2,300	33,440	60 0 0	„ „	„ „
140	Butherwah	T. J. Sumner & W. Faed	22,468	75 0 0	.....	3,000	60,990	80 0 0	„ „	„ „
141	Cockiljedong	G. Watt & H. Thomson	23,914	98 0 0	.....	4,000	42,000	70 0 0	„ „	„ „
142	Colkamiminiman	John Peter	10,076	30 0 0	.....	1,200	18,700	30 0 0	„ „	„ „
143	Collendina	R. Gayer & H. B. Crosse	6,195	20 0 0	.....	800	47,440	73 15 0	„ „	„ „
144	Columbo Creek	J. & H. Osborne	12,010	58 0 0	.....	2,400	24,320	31 10 0	„ „	„ „
145	Connalto	Henry Ricketson	47,043	164 0 0	.....	6,500	62,360	70 0 0	„ „	„ „
146	Coonargo	Myles Patterson	18,000	56 0 0	.....	2,300	50,000	80 0 0	„ „	„ „
147	Coonong	S. M'Caughey	14,820	58 0 0	.....	2,400	41,480	60 0 0	„ „	„ „
148	Coree	John Wilson	83,895	340 0 0	.....	13,600	147,840	140 0 0	„ „	„ „
149	North Currabunganung	R. Blackwood	20,438	72 0 0	.....	2,900	55,536	60 0 0	„ „	„ „
150	South „	„	11,200	36 0 0	.....	1,500	48,144	60 0 0	„ „	„ „
151	Derullamain	Henry Ricketson	20,400	80 0 0	.....	3,200	25,600	40 0 0	„ „	„ „
152	Dry Forest	The Bank of New South Wales	7,040	22 0 0	.....	900	13,800	25 15 0	„ „	„ „
153	Eli Elwah	G. Dill, J. H. S. Lydiard, C. F. Mackinnon, & R. Dickson	53,421	188 0 0	.....	7,600	73,500	80 0 0	„ „	„ „
154	„ Block B	„ „ „	37,000	127 0 0	.....	5,100	37,000	40 10 6	„ „	„ „
155	Eughranna	William Chapman	10,560	36 0 0	.....	1,500	20,480	44 0 0	„ „	„ „
156	Goree	John Peter	24,933	135 0 0	.....	5,400	36,000	40 0 0	„ „	„ „
157	Gunambill	The Hon. William Wilson	45,452	117 0 0	.....	4,700	71,680	112 0 0	„ „	„ „

109

No. in Run Register.	Run.	Lessee.	Estimated area under existing tenure.	Present annual rental.	Estimated grazing capabilities in an unimproved state.		Estimated area under original tenure.	Old rental and assessment.	Date of commencement of present tenure.	Term of tenure.
					Cattle.	Sheep.				
		DISTRICT OF MURRUMBIDGEE—*continued.*								
			acres	£ s. d.			acres	£ s. d.		
158	Jerildery North	Samuel Wilson	9,420	39 0 0	.....	1,600	48,400	60 0 0	1 Jan., 1876 ...	31 Dec., 1880.
159	„ South	W. Petersen & F. T. Sargood	11,040	40 0 0	.....	1,600	33,190	40 0 0	„ „ ...	„ „
160	Kilenyana	R. Grice, T. J. Sumner, & J. Benn	8,880	28 0 0	.....	1,150	14,000	30 0 0	„ „ ...	„ „
161	Mahonga	Robert Rand	31,943	100 0 0	.....	4,000	86,333	50 0 0	„ „ ...	„ „
162	Moroca	A. M'Laurin	31,460	117 0 0	.....	4,700	51,200	120 0 0	„ „ ...	„ „
163	Morundah	F. Jenkins	17,703	55 0 0	.....	2,200	32,000	38 0 0	„ „ ...	„ „
164	Mulberrygong	J. M'Gaw, J. M. & H. N. Loughnan, J. Wilson, & S. Brush	6,720	26 0 0	.....	1,050	60,000	80 0 0	„ „ ...	„ „
165	Mulwhely	Alex. Sloane	16,182	50 0 0	.....	2,000	30,400	40 0 0	„ „ ...	„ „
166	Murray	E. W. & R. Hennessy	25,290	80 0 0	.....	3,200	76,800	130 0 0	„ „ ...	„ „
167	North Goonambil	H. Cunningham & J. K. Smyth	11,473	45 0 0	.....	1,800	38,000	72 0 0	„ „ ...	„ „
168	Noweronie	G. Lyell & G. F. Simpson	18,492	73 0 0	.....	3,000	55,200	60 0 0	„ „ ...	„ „
169	Puckaiwidgee	R. Patterson	28,180	104 0 0	.....	4,200	41,600	40 0 0	„ „ ...	„ „
170	Quiamong	H. Cunningham & J. K. Smyth	7,834	22 0 0	.....	900	18,872	40 0 0	„ „ ...	„ „
171	Quat Quatta	The Bank of New South Wales	3,200	10 0 0	.....	400	37,120	50 0 0	„ „ ...	„ „
172	Red Plains	Richard Blackwood	26,120	60 0 0	.....	2,400	32,000	40 0 0	„ „ ...	„ „
173	Round Hill	James Balfour	6,138	16 0 0	.....	650	80,000	100 0 0	„ „ ...	„ „
174	Singorambah, Block A	Samuel M'Caughey	35,600	135 0 0	.....	5,500	35,600	24 0 0	„ „ ...	„ „
175	„ B	G. M'Leay	23,640	93 0 0	.....	3,760	32,400	24 0 0	„ „ ...	„ „
176	„ C	„	15,120	60 0 0	.....	2,400	28,400	24 0 0	„ „ ...	„ „
177	„ D	„	25,400	100 0 0	.....	4,000	25,600	24 0 0	„ „ ...	„ „
178	Thurrowa	Samuel Wilson	10,672	47 0 0	.....	1,900	22,610	40 0 0	„ „ ...	„ „
179	Singorambah West	G. M'Leay	* 148,083	345 0 0	.....	26,600	215,000	240 0 0	„ „ ...	„ „
180	Tongaboo	John Wilson	30,660	120 0 0	.....	5,000	32,000	30 0 0	„ „ ...	„ „
181	Tuppal Creek	T. Brown, A. Macfarland, & J. Blyth	39,619	139 0 0	.....	5,560	83,200	109 0 0	„ „ ...	„ „
182	Tuppal South	„ „	2,120	10 0 0	.....	400	13,000	30 0 0	„ „ ...	„ „
183	Turramia	J. C. & H. T. Whitty & R. H. Ramsden	41,130	128 0 0	.....	5,150	50,800	100 0 0	„ „ ...	„ „
184	Ugoble	W. & A. M'Leay and W. Clarke	48,426	245 0 0	.....	9,800	70,500	90 0 0	„ „ ...	„ „
185	Urangeline	Robert Rand	38,662	120 0 0	.....	5,000	106,000	80 0 0	„ „ ...	„ „
186	Uranna	G. Watt & Hugh Thomson	3,000	10 0 0	.....	450	24,000	60 0 0	„ „ ...	„ „
187	Uralta	Clarke & M'Leay	33,365	170 0 0	.....	6,800	51,200	80 0 0	„ „ ...	„ „
188	Uroly	John Peter	42,936	217 0 0	.....	8,700	60,000	80 0 0	„ „ ...	„ „
189	Wannock	H. Ricketson	19,624	84 0 0	.....	3,500	32,400	60 0 0	„ „ ...	„ „
190	Widgiewa	James Cochran	55,421	247 0 0	.....	10,000	87,300	60 0 0	„ „ ...	„ „
191	Wonamurra	W. Petersen & F. T. Sargood	9,160	35 0 0	.....	1,400	9,500	34 0 0	„ „ ...	„ „
192	Yanco, Block A	John & Charles Young	48,750	190 0 0	.....	7,600	48,750	32 10 0	„ „ ...	„ „
193	„ B	Samuel Wilson	45,768	180 0 0	.....	7,600	51,000	28 12 0	„ „ ...	„ „
194	Yanko	„	73,280	315 0 0	.....	12,600	125,000	100 0 0	„ „ ...	„ „
195	Yanco, Block C	„	40,128	158 0 0	.....	6,400	40,128	28 6 0	„ „ ...	„ „
196	„ E	T. H. Mate	31,640	125 0 0	.....	5,000	32,000	44 0 0	„ „ ...	„ „
197	Yarrabee	John Peter	28,880	170 0 0	.....	6,800	42,240	50 0 0	„ „ ...	„ „
198	North Yathong	William Wilson	8,460	40 0 0	.....	1,600	12,960	40 0 0	„ „ ...	„ „
199	South Yathong	J. Murchison	28,600	114 0 0	.....	4,500	32,000	40 0 0	„ „ ...	„ „
200	Arajoe or Old Man Creek	H. H., P. H., A., & B. M. Osborne	9,081	28 0 0	.....	1,500	37,080	50 0 0	„ „ ...	„ „
201	Banandra	John Peter	49,886	253 0 0	.....	10,100	58,000	80 0 0	„ „ ...	„ „
202	Bangus	W. Boots	377	10 0 0	.....	Nil	28,000	80 0 0	„ „ ...	„ „
203	Berry Jerry	H. H., P. H., A., & B. M. Osborne	21,906	34 0 0	.....	1,350	86,954	100 0 0	„ „ ...	„ „
204	Back Book	The Australian Joint Stock Bank	22,731	65 0 0	.....	2,600	Subdivision of Kyeamba.		„ „ ...	„ „
205	Borambola	John Donelly	31,952	68 0 0	.....	2,720	49,000	50 0 0	„ „ ...	„ „
206	Borea Creek	W. E. Jackson & H. Payne	19,260	30 0 0	.....	1,200	19,900	41 0 0	„ „ ...	„ „
207	Brewarrena	W. P. Faithful	54,056	108 0 0	.....	4,320	64,960	80 0 0	„ „ ...	„ „
208	Buckenbong and Gillenbrah	Francis Jenkins	61,403	134 0 0	.....	5,400	79,450	130 0 0	„ „ ...	„ „
209	Buckhargringle	J. J. & E. W. Donnelly	32,060	70 0 0	.....	3,000	41,400	58 0 0	„ „ ...	„ „

* Area of the run before subdivision.

No. in Run Register.	Run.	Lessee.	Estimated area under existing tenure.	Present annual rental.	Estimated grazing capabilities in an unimproved state.		Estimated area under original tenure.	Old rental and assessment.	Date of commencement of present tenure.	Term of tenure.
					Cattle.	Sheep.				
		DISTRICT OF MURRUMBIDGEE—*continued.*								
			acres	£ s. d.			acres	£ s. d.		
210	Bullenbung	The Commercial Bank	18,552	58 0 0	.....	2,350	27,000	40 0 0	1 Jan., 1876 ...	31 Dec., 1880.
211	Bull Plain	J. & H. Osborne	15,592	54 0 0	.....	4,000	16,500	33 15 0	" " ...	" "
212	Carabobla	Elliott Heriot	2,000	10 0 0	.....	400	42,600	80 0 0	" " ...	" "
213	Cocardinia	John Post	2,000	10 0 0	.....	400	14,250	38 2 6	" " ...	" "
214	Collingully	The Bank of New South Wales	17,000	40 0 0	.....	1,600	10,560	40 0 0	" " ...	" "
215	Coreen	R. B. Ronald & J. M'Bain	18,305	65 0 0	.....	2,600	35,950	60 0 0	" " ...	" "
216	Dudal Comer	Thomas Keighran	17,304	35 0 0	.....	1,400	16,000	33 8 9	" " ...	" "
217	Egan Creek	John Donelly	13,080	37 0 0	.....	1,500	16,000	40 0 0	" " ...	" "
218	Goombargama	M. Dawson	20,480	60 0 0	.....	2,400	51,000	60 0 0	" " ...	" "
219	Grubben Plains	John Cox	17,230	40 0 0	.....	1,600	21,120	40 0 0	" " ...	" "
220	Gumly Gumly	John Donnelly	4,428	15 0 0	.....	600	30,720	40 0 0	" " ...	" "
221	Hanging Rock	John King	17,440	30 0 0	.....	1,200	25,600	40 0 0	" " ...	" "
222	Hillside	B. Buchanan & H. Mort	3,036	10 0 0	.....	400	Subdivision	of Kyeamba.	" " ...	" "
223	Howlong	J. H. M'Vean	7,000	20 0 0	.....	1,000	48,240	40 0 0	" " ...	" "
224	Humula	The New Zealand & Australian Land Company, Limited of Glasgow	58,639	114 0 0	.....	4,560	78,800	70 0 0	" " ...	" "
225	Jellingroo	Richard Whiticker	2,611	10 0 0	.....	400	14,000	32 10 0	" " ...	" "
226	Kycamba	John Smith	29,752	52 0 0	.....	2,080	72,240	60 0 0	" " ...	" "
227	Mangoplar	John Cox	26,300	55 0 0	.....	2,200	40,000	60 0 0	" " ...	" "
228	North-east Mangoplar	"	12,280	22 0 0	.....	900	20,000	50 0 0	" " ...	" "
230	Momalong Plains	J. & H. Osborne	17,213	61 0 0	.....	4,500	22,400	30 0 0	" " ...	" "
231	Mount Adra	J. Dunn	3,524	10 0 0	.....	400	7,500	28 15 0	" " ...	" "
232	Mundawadera	Jane A. O'Neill & C. Edgehill	23,954	57 0 0	.....	2,300	25,600	50 0 0	" " ...	" "
233	Narrow Plain	R. & J. Ramsay	27,354	92 0 0	.....	3,700	31,360	26 0 0	" " ...	" "
234	O'Brien's Creek	G. Wilson	41,890	130 0 0	.....	5,150	49,280	70 0 0	" " ...	" "
235	Piney Range	R. Goldsborough & H. Parker	6,192	15 0 0	.....	600	20,800	34 0 0	" " ...	" "
236	Pullitop	E. W. Westby	26,500	63 0 0	.....	2,500	45,000	60 0 0	" " ...	" "
236*a*	Bourke's Creek	The Bank of New South Wales	34,830	81 0 0	.....	3,550	Subdivision	of Pullitop, No. 236.	" " ...	" "
237	Sandy Creek	E. C. Pearson	19,720	52 0 0	.....	2,080	33,040	40 0 0	" " ...	" "
238	Sandy Ridges	The Bank of New South Wales	10,400	35 0 0	.....	1,400	13 760	25 6 0	" " ...	" "
239	Toole's Creek	Thomas Maloney	8,667	25 0 0	.....	1,000	13,000	40 0 0	" " ...	" "
240	Tootool	E. Ashcroft	16,000	63 0 0	.....	2,500	18,150	38 2 6	" " ...	" "
241	Uranquinty	The Bank of New South Wales	37,200	90 0 0	.....	3,600	47,200	60 0 0	" " ...	" "
242	Wagga Wagga	E. C. Pearson	5,000	20 0 0	.....	800	40,000	50 0 0	" " ...	" "
243	Walbundery	R. Goldsborough & H. Parker	9,560	30 0 0	.....	1,200	25,600	40 0 0	" " ...	" "
244	Walla Walla	Walter and Hugh Stitt	20,585	45 0 0	.....	1,800	77,400	100 0 0	" " ...	" "
245	Wallandule	Launcelot Ryan	39,750	93 0 0	.....	4,000	51,200	25 0 0	" " ...	" "
246	Wangamong Plains	John Creed	15,000	50 0 0	.....	2,000	17,000	28 0 0	" " ...	" "
247	Warmatta	Henry Godfrey	16,000	47 0 0	.....	1,900	16,000	35 0 0	" " ...	" "
248	Wogangobiramby	James Rudd	18,310	30 0 0	.....	1,200	24,320	33 8 9	" " ...	" "
249	Yab-tree	The Australian Joint Stock Bank	13,130	32 0 0	.....	1,280	45,000	120 0 0	" " ...	" "
250	Yanco	F. Jenkins	16,780	66 0 0	.....	2,700	40,320	90 0 0	" " ...	" "
251	Billabong (Yarra Yarra)	James M'Laurin	33,086	70 0 0	.....	2,800	76,800	160 0 0	" " ...	" "
251*a*	Yangar	The Trust and Agency Company of Australasia, Limited	202,980	760 0 0	6,000	.....	Subdivision	of Tala, No. 103.	" " ...	" "
252	Billybong	The Australian Joint Stock Bank	5,200	15 0 0	.....	600	76,800	130 0 0	" " ...	" "
253	West Blowering	Charlotte Brown	6,280	10 0 0	.....	400	15,000	33 8 9	" " ...	" "
254	Burra	J. J. Donnelly	Nearly all Alienated.	15 0 0	.....	600	21,000	61 17 6	" " ...	" "
255	Bringenbrong	J. H. & C. H. Douglas	12,523	20 0 0	.....	800	26,500	73 15 0	" " ...	" "
256	Brown's Springs	T. H. Mate	3,200	10 0 0	.....	400	18,000	24 8 0	" " ...	" "
257	Bungowannah	D. J. O'Neill	4,192	10 0 0	No	report	44,800	60 0 0	1 July, 1873 ...	30 June, 1879.
258	Carabost	The Australian Joint Stock Bank	34,990	50 0 0	.....	2,000	55,000	50 0 0	1 Jan., 1876 ...	31 Dec., 1880.
259	Conblondonga	C. D. Bardwell	5,869	10 0 0	.....	400	12,000	33 8 9	" " ...	" "
260	Copabella Creek	J. W. Robinson	15,780	25 0 0	.....	1,000	19,000	38 2 6	" " ...	" "

1097

No. in Run Register.	Run.	Lessee.	Estimated area under existing tenure.	Present annual rental.	Estimated grazing capabilities in an unimproved state.		Estimated area under original tenure.	Old rental and assessment.	Date of commencement of present tenure.	Term of tenure.
					Cattle.	Sheep.				
		DISTRICT OF MURRUMBIDGEE—*continued.*								
			acres	£ s. d.			acres	£ s. d.		
261	Courabyra	M. Blake & E. Ashcroft	20,443	30 0 0	.....	1,200	21,000	20 0 0	1 Jan., 1876 ...	31 Dec., 1880.
262	Cumbaroona	John Hore	2,000	10 0 0	.....	400	21,000	61 17 6	" " ...	" "
263	Dora Dora	R. B. Ronald & J. MacBain	58,362	91 0 0	.....	4,000	65,902	90 0 0	" " ...	" "
264	Dutzon	T. W. Elliott	30,810	75 0 0	.....	3,000	38,000	40 0 0	" " ...	" "
265	Ellerslie	W. Peterson & F. T. Sargood	31,950	60 0 0	.....	2,400	45,000	80 0 0	" " ...	" "
266	Four-mile Creek	G. Day	12,000	26 0 0	.....	4,000	12,000	28 15 0	" " ...	" "
267	Gadara	Robert Broughton	2,457	10 0 0	.....	400	27,414	60 0 0	" " ...	" "
269	Glenkin	A. Elmslie & A. D. Strachary	28,840	35 0 0	.....	1,400	30,360	61 17 6	" " ...	" "
270	Glenroy	P. Craven & J. M'Auliffe	56,740	90 0 0	.....	8,000	58,000	50 0 0	.....*	.....*
271	Green Hills	J. B. Sharp	20,506	45 0 0	.....	1,800	29,000	60 0 0	1 Jan., 1876 ...	31 Dec., 1880.
272	"	A. Watson & J. Real	8,590	25 0 0	.....	1,000	14,084	40 0 0	" " ...	" "
273	Gri Grik	John Pearce	2,860	10 0 0	.....	400	13,500	40 0 0	" " ...	" "
274	Head of Gilmore	Robert Downing, senr.	31,000	26 10 0	.....	960	40,000	31 1 11	" " ...	" "
275	Indi	H. & C. Douglas	17,140	20 0 0	.....	800	24,000	50 0 0	" " ...	" "
276	Jingellick, or Jirgellick	R. S. Gobbett	20,193	33 0 0	.....	1,320	25,000	80 0 0	" " ...	" "
277	Khancoban	J. H. & C. H. Douglas	25,880	40 0 0	320	.....	55,000	61 17 6	" " ...	" "
278	Little Billybong	W. H. Williams	3,103	10 0 0	.....	400	12,168	40 0 0	" " ...	" "
279	Mannus	R. M'Micking	19,594	45 0 0	.....	1,800	39,500	70 0 0	" " ...	" "
280	Maracat	J. Strachan	3,826	10 0 0	.....	400	4,446	24 1 3	" " ...	" "
281	Maragle	John Cox	47,940	70 0 0	.....	2,800	49,000	40 0 0	" " ...	" "
283	Mugmugwug	A. Hore	837	10 0 0	Nil	Nil	3,837	24 1 3	" " ...	" "
284	Munderoo	B. Bell & John Hay	14,400	25 0 0	200	.....	18,000	38 2 6	" " ...	" "
286	Oberne	C. D. Bardwell	35,640	70 0 0	.....	3,000	45,000	80 0 0	" " ...	" "
287	" (Hoban)	G. Galvin	1,210	10 0 0	.....	400	4,800	40 0 0	" " ...	" "
288	Opossum's Point	Mary Richards	32,920	30 0 0	240	.....	33,000	33 8 9	" " ...	" "
289	Reedy Flat, or Manus Creek	Robert Downey	6,780	15 0 0	.....	600	9,600	30 0 0	" " ...	" "
292	Ten-mile Creek	Samuel Bowler	9,269	10 0 0	.....	400	10,663	40 0 0	" " ...	" "
293	"	John Purtill, sen.	575	10 0 0	.....	400	11,411	28 15 0	" " ...	" "
294	" Billibong	Samuel Bowler	6,365	20 0 0	.....	800	21,114	32 0 0	" " ...	" "
295	Tooma	G. H. Greene	18,254	35 0 0	.....	1,400	31,350	70 0 0	" " ...	" "
296	The Falls	W. H. Williams	16,850	30 0 0	.....	1,200	Sub-division	of Carabost	" " ...	" "
297	Wagra	Henry Copeland	15,000	24 0 0	No	report	30,957	80 0 0	" " ...	" "
298	Welaregang	Basil Gray	2,500	10 0 0	.....	400	22,250	80 18 9	" " ...	" "
299	Woomargarna	Thomas Mitchell	7,285	20 0 0	.....	800	39,870	90 0 0	" " ...	" "
300	Yarara	H. Cunningham & J. R. Smyth	14,872	20 0 0	.....	800	15,292	33 8 9	" " ...	" "
301	Yellowin	J. & T. Wilkinson	16,320	30 0 0	.....	1,200	17,000	28 15 0	" " ...	" "
302	Red Hills	The Bank of New South Wales	11,520	20 0 0	.....	800	16,000	40 0 0	" " ...	" "
303	Darbalara	W. K. Smith	9,850	15 0 0	.....	600	16,000	84 0 0	" " ...	" "
304	Tollendool	The Commercial Banking Co.	14,056	40 0 0	.....	1,600	16,000	100 10 0	" " ...	" "
305	Yarrangobilly	George Forsyth	38,000	50 0 0	.....	6,000	38,000	41 11 0	" " ...	" "
306	Adilong	C. H. Bardwell	7,750	15 0 0	.....	600	15,000	40 0 0	" " ...	" "
307	Bulgendrie	T. J. Gibson	12,030	33 0 0	.....	1,600	32,000	60 0 0	" " ...	" "
308	Burrumbuttock	"	3,200	10 0 0	.....	400	Sub-division	of Bulgundrie	" " ...	" "
309	Cocup	John Hay	4,500	10 0 0	.....	400	17,250	60 0 0	" " ...	" "
310	Cunningardroo	H. G. Lintott	18,435	50 0 0	.....	2,000	40,000	64 0 0	" " ...	" "
311	Gerogery	Samuel Watson	5,900	15 0 0	.....	600	30,000	60 0 0	" " ...	" "
312	Gregado	A. B. Morgan & C. Nixon	2,720	10 0 0	80	.....	6,400	25 0 0	" " ...	" "
313	Mullingandra	John Morrice	9,000	15 0 0	.....	600	28,526	50 0 0	" " ...	" "
314	Myall Plains	G. H. Greene	2,653	10 0 0	.....	400	5,213	32 10 0	" " ...	" "
315	Tumbarumba	T. H. Mate	42,670	50 0 0	.....	2,000	44,360	26 0 0	" " ...	" "
316	Umutbee and Tonga	"	46,297	90 0 0	.....	4,000	77,000	33 8 9	" " ...	" "
317	Willie Plumah	The Bank of New South Wales	6,747	13 0 0	.....	480	39,000	32 10 0	" " ...	" "

* From year to year. Question as to sub-division not settled.

No. in Run Register.	Run.	Lessee.	Estimated area under existing tenure.	Present annual rental.	Estimated grazing capabilities in an unimproved state.		Estimated area under original tenure.	Old rental and assessment.	Date of commencement of present tenure.	Term of tenure.
					Cattle.	Sheep.				
		DISTRICT OF MURRUMBIDGEE—*continued.*								
			acres	£ s. d.			acres,	£ s. d.		
319	Pukameilly	C. B. Fisher	5,320	30 0 0	.....	1,200	9,600	26 17 6	1 Jan., 1876	31 Dec., 1880.
320	*Beveridge's Island	A. Beveridge	.....	.....	.....	.....	.....	.....	.....	.....
321	Coonargo Block A	W. Campbell	53,440	167 0 0	.....	6,680	48,000	110 0 0	1 Jan., 1872	31 Dec., 1876.
322	Eli Elwah Block A	G. Hill, J. H. S. Lydiard, C. F. Mackinon, & R. Dickson	37,000	116 0 0	.....	5,000	32,000	40 10 0	„ „	„ „
323	Loorica	The Trust and Agency Company	22,400	58 0 0	450	.....	Subdivision	of Nap Nap Block A	„ „	„ „
324	Nap Nap Block A	T. M'Farland, J. M'Rae, & Jas. Brown	31,320	79 0 0	.....	3,000	46,000	32 10 0	„ „	„ „
325	„ Block B	„	50,560	124 0 0	.....	5,000	50,500	40 0 0	„ „	„ „
326	„ Block C	„	50,560	153 0 0	.....	6,000	50,560	40 0 0	„ „	„ „
327	Stoney Hills	R. J. Gilman, junr.	27,500	32 0 0	.....	1,500	15,000	31 1 0	„ „	„ „
328	Triangle	Robert Rand	6,400	15 0 0	.....	600	13,240	30 0 0	„ „	„ „
329	Yanco Block D	Samuel Wilson	36,000	100 0 0	.....	4,500	32,000	28 8 0	„ „	„ „
330	Nuremerramang	The Australian Mortgage, Land, and Finance Company	56,400	88 0 0	.....	4,000	.....	.....	„ 1873	„ 1877.
331	Couradigby	Samuel Barber	9,810	22 0 0	.....	880	.....	.....	„ 1875	„ 1879.
332	Gereldery	J. & H. Osborne	14,400	40 0 0	.....	2,500	.....	.....	„ 1873	„ 1877.
333	Nangunia	Henry Godfrey	16,000	45 0 0	.....	3,500	.....	.....	„ „	„ „
335	Bondo	Angus Rankin	14,920	23 0 0	.....	900	.....	.....	„ 1876	„ 1880.
336	Jeremiah South	W. K. Smith	10,000	15 0 0	200	.....	.....	.....	„ „	„ „
337	Pinbeyan	W. N. Waller	16,000	27 10 0	.....	3,000	.....	.....	„ 1874	„ 1878.
338	Toomoorroomoo	G. Jones and J. Brooks	10,500	21 0 0	.....	840	.....	.....	„ 1875	„ 1879.
339	Yarrangobilly North	The Australian Joint Stock Bank	19,525	31 0 0	.....	1,240	.....	.....	„ 1876	„ 1880.
340	Agintoothbong	W. H. & E. J. Scammell	45,000	35 0 0	.....	5,000	.....	.....	„ „	„ „
341	Coonargo Block D	Finlay Campbell	19,920	65 0 0	.....	2,600	.....	.....	„ „	„ „
342	„ Block E	„	12,570	43 0 0	.....	1,750	.....	.....	„ „	„ „
343	Nottingham Forest	George Eason	53,760	13 0 0	250	.....	.....	.....	„ 1874	„ 1878.
344	Argalong	John Kilpatrick	15,680	20 0 0	.....	800	.....	.....	„ 1876	„ 1880.
345	Red Plains	Peppin & Sons	4,905	15 0 0	.....	1,000	19,200	40 0 0	„ 1875	„ 1879.
346	Shaking Bog	The Trust and Agency Company	8,400	16 0 0	.....	640	.....	.....	„ „	„ „
347	East Mundarah	W. E. Jackson & H. Payne	21,760	26 0 0	350	.....	.....	.....	„ 1873	„ 1877.
348	South Lalalte	H. F. H. Budd	3,840	10 10 0	.....	750	.....	.....	„ „	„ „
349	Billybong Forest	R. B. Ronald & J. MacBain	16,000	45 0 0	.....	3,000	.....	.....	„ „	„ „
350	Murray Back Run	T. Brown, A. M'Farlane, & J. Blyth	40,320	98 0 0	.....	4,000	Subdivision	of Murray Run	„ 1876	„ 1880.
351	Mittagang	R. J. Gilman, junr.	29,550	65 0 0	.....	2,600	64,000	60 0 0	„ „	„ „
352	East Mittagang	„	14,377	35 0 0	.....	1,400	Subdivision	of Mittagang	„ „	„ „
353	Upper Goberagandera	S. M. Swift	50,000	12 0 0	.....	480	.....	.....	„ „	„ „
354	Upper Indi	H. L. Prentice	16,000	10 0 0	No	report	.....	.....	„ 1872	„ 1876.
355	Bingagong Back Plain	C. M. Lloyd	30,697	95 0 0	.....	4,000	28,000	35 0 0	„ 1874	„ 1878.
356	Eastern half of Ugobbit Block A	John Peter	45,800	162 0 0	.....	7,000	44,000	46 10 0	„ „	„ „
357	Eastern half of Yanco block F	C. M. Lloyd	30.697	95 0 0	.....	4,000	29,000	34 0 0	„ „	„ „
358	Moolpa Back Run	G. A. & P. Mein	17,416	54 0 0	.....	2,400	17,460	32 10 0	„ „	„ „
359	Moonbria	J. Reid & A. S. Balcombe	31,697	99 0 0	.....	4,000	20,000	34 4 0	„ „	„ „
360	Western half of Ugobbit Block A	John Peter	45,200	160 0 0	.....	7,000	44,000	46 10 0	„ „	„ „
361	Yanco Block G	The New Zealand and Australian Land Co. (Limited) of Glasgow	38,780	136 0 0	.....	6,000	38,000	40 0 0	„ „	„ „
362	„ Block H	„ „	14,836	57 0 0	.....	2,300	32,000	26 10 0	„ „	„ „
363	Bago	Jonathan Goldspink	38,420	85 0 0	.....	3,400	37,840	28 0 0	„ 1875	„ 1879.
364	Burrabogie Block A	J. M'Gaw, J. Cochran, J. M. & H. N. Loughnan, J. Wilson, & H. Brush	42,628	153 0 0	.....	6,200	32,000	32 10 0	„ „	„ „
365	„ Block B	„ „	27,040	97 0 0	.....	3,900	32,000	32 10 0	„ „	„ „
366	Clear Hill	Hon. William Wilson	39.780	160 0 0	.....	6,400	41,600	185 0 0	„ „	„ „
367	Mulberrygang Block A	J. M'Gaw, J. Cochran, J. M. & H. N. Loughnan, J. Wilson, & H. Brush	30,880	110 0 0	.....	4,400	32,000	35 0 0	„ „	„ „
368	„ Block B	„ „	27,460	98 0 0	.....	4,000	32,000	35 0 0	„ „	„ „
369	Tom Groggin	J. & A. Mackenzie	19,200	15 0 0	No	report	.....	.....	1 April, 1874	31 Mar., 1879.
370	Union	Robert Rand	1,865	13 0 0	.....	600	.....	.....	1 Jan., 1875	31 Dec., 1879.
371	Windouran Block B	D. W. H. Patterson	33,930	75 0 0	.....	5,500	33,930	25 0 0	„ „	„ „

* Awaiting settlement of question as to whether i is in this Colony or Victoria.

1095

No. in Run Register.	Run.	Lessee.	Estimated area under existing tenure.	Present annual rental.	Estimated grazing capabilities in an unimproved state.		Estimated area under original tenure.	Old rental and assessment.	Date of commencement of present tenure.	Term of tenure.
					Cattle.	Sheep.				
		DISTRICT OF MURRUMBIDGEE—*continued.*								
			acres	£ s. d.			acres	£ s. d.		
372	Yanco Block F, Western portion ...	John Peter	30,000	130 0 0	.....	5,100	30,000	51 0 0	1 Jan., 1875 ...	31 Dec., 1879.
373	Jerra Jerra	John Barns	2,000	10 0 0	Nil	Nil	10,000	51 10 0	„ „ ...	„ „
374	Dry Plains	J. Blackwood & C. Ibbotson	13,040	47 0 0	.....	19,000	48,000	37 10 0	„ 1876 ...	„ 1880.
375	Miranda Block A	Henry K. H. Darlot	11,772	40 0 0	.....	1,600	15,200	35 0 0	„ „ ...	„ „
376	Sawyers' Mistake	J. & H. Osborne	12,880	28 0 0	.....	1,500	13,600	31 0 0	„ „ ...	„ „
377	Strangers' Retreat	T. Brown, A. Macfarlane, & J. Blyth	25,600	55 0 0	.....	2,200	25,600	30 0 0	„ „ ...	„ „
378	Wanganella Block B	K. B. Ronald & J. MacBain	27,550	80 0 0	.....	3,200	42,130	35 0 0	„ „ ...	„ „
379	„ D	„ „	11,845	37 0 0	.....	1,500	40,463	35 0 0	„ „ ...	„ „
380	Westricombe	T. Brown, A. Macfarlane, & J. Blyth	29,584	69 0 0	.....	2,760	8,000	30 0 0	„ „ ...	„ „
381	Toogoomlie Block A	G. Hope & R. Scott	47,000	140 0 0	.....	5,600	48,000	41 10 0	„ „ ...	„ „
382	Barraig	G. B. Mackinnon	54,000	50 0 0	.....	10,000	.....	.....	„ „ ...	„ „
383	Welaregang North	J. & C. Crowe	7,421	11 10 0	.....	160	Sub,division	of Welaregang.	„ „ ...	„ „
384	Toolong	Thomas O'Brien	32,400	20 0 0	No	report	.....	.....	1 April, 1874 ...	31 March, 1879.
385	Wast Agintoothbong	The Australian Joint Stock Bank	32,000	50 0 0	No	report	.....	.....	1 Jan., 1876 ...	31 Dec.. 1880.
386	Columbo Plains	J. J. Rudd	30,111	75 0 0	.....	3,700	24,000	32 10 0	„ 1872 ...	„ 1876.
387	Emu Plains	John Jackson	28,775	73 0 0	700	.....	26,000	32 10 0	„ „ ...	„ „
388	Headford	R. B. Ronald & J. MacBain	4,380	14 0 0	.....	600	18,670	39 2 0	„ „ ...	„ „
389	Toogoombie Block B	G. Hope & R. Scott	40,000	97 0 0	.....	4,500	35,200	50 0 0	„ „ ...	„ „
290	The Pound	John Holloway, senr.	19,200	30 0 0	No	report	10,000	25 0 0	1 July, 1872 ...	30 June, 1877.
391	South Khancoban	W. & E. Scammell	20,030	31 0 0	250	.....	Sub-division	of Khancoban.	1 Jan., 1876 ...	31 Dec., 1880.
392	New Meragle	G. H. G. & F, Peppin	105,600	35 0. 0	.....	5,000	.....	.....	„ 1874 ...	„ 1878.
393	Coonargo Block B South	William Campbell	22,000	74 0 0	.....	2,960	Sub-division	of Coonargo Block B	„ 1876 ...	„ 1880.
394	Singorambah East	George Macleay	*.....	345 0 0	See No.	179	.....	.....	„ „ ...	„ „
387	Total No. of Runs.	Total	9,900,966	29,180 0 0	18,140	1,151,730	13,670,936	20,407 7 10		
		DISTRICT OF NEW ENGLAND.								
1	Western Yarrowitch	A. Nivison	30,168	30 0 0	700	.....	32,000	70 0 0	1 Jan., 1875 ...	31 Dec., 1879.
2	East Yarrowitch	„	35,136	38 0 0	900	.....	32,000	70 0 0	„ „ ...	„ „
3	Tia River	R. H. Denne	58,280	135 0 0	4,500	.....	64,000	240 0 0	„ „ ...	„ „
4	Tiara	Edward Norton	24,960	80 0 0	.....	8,000	16,000	140 0 0	„ „ ...	„ „
5	Watertoo	The Commercial Bank	19,700	40 0 0	.....	4,000	30,000	80 0 0	„ „ ...	„ „
6	Curricabundi	J. Mackay	15,919	35 0 0	700	.....	16,000	32 0 0	„ „ ...	„ „
7	Hanging Rock	J. P., W. P., & P. A. Prisk	9,703	15 0 0	300	.....	15,360	28 0 0	„ „ ...	„ „
8	Toggolo	A. Campbell, senr., Jas. & John Campbell, & R. Simpson.	38,360	35 0 0	1,000	.....	13,000	20 0 0	„ „ ...	„ „
9	Barry's Station	The Commercial Bank	64,000	45 0 0	1,200	.....	16,000	55 0 0	„ „ ...	„ „
10	Nowendoc	Thomas Laurie	36,452	85 0 0	2,100	.....	26,880	74 5 0	„ „ ...	„ „
11	Glenrock	A. Campbell. senr., Jas. & John Campbell, & R. Simpson	40,230	70 0 0	2,000	.....	.....	.....	„ 1876 ...	„ 1880.
12	Tomalla	„ „ „	69,320	130 0 0	4,000	.....	.....	.....	„ 1875 ...	„ 1879.
13	Bergin, Op Zoom	E. B. Boulton	20,608	32 0 0	.....	4,000	44,800	160 0 0	„ „ ...	„ „
14	Walcha	John Fletcher	37,897	60 0 0	.....	6,000	64,000	200 0 0	„ „ ...	„ „
15	Kangaroo Flat	R. & A. T. Laurie	54,400	43 0 0	1,000	.....	76,800	41 0 0	„ „ ...	„ „
16	Curracaback	Augustus Hooke	34,860	75 0 0	2,000	.....	.....	.....	„ „ ...	„ „
17	Kuthi	John Williams...	7,383	35 0 0	500	.....	.....	.....	„ „ ...	„ „
18	Cooplacurripa	J. K. Mackay	13,500	25 0 0	500	.....	6,400	34 0 0	„ „ ...	„ „
20	Europambella South	C. D. Fenwick	6,187	10 0 0	.....	500	Sub-division	of Europambella.	„ „ ...	„ „
21	Aitken's Flat	W. R., A. E. & A. Bowman	15,540	45 0 0	1,500	.....	51,200	120 0 0	„ 1876 ...	„ 1880.
22	Barney Downs	J. G. & J. W. Dickson	44,764	100 0 0	5,000	.....	90,000	111 17 6	„ „ ...	„ „
23	Bollivia	E. Irby	63,520	155 0 0	3,000	10,000	50,000	100 0 0	„ „ ...	„ „

* See area of No. 179, of which this is a sub-division.

No. in Run Register.	Run.	Lessee.	Estimated area under existing tenure.	Present annual rental.	Estimated grazing capabilities in an unimproved state.		Estimated area under original tenure.	Old rental and assessment.	Date of commencement of present tenure.	Term of tenure.
					Cattle.	Sheep.				
		DISTRICT OF NEW ENGLAND—*continued.*								
			acres	£ s. d.			acres	£ s. d.		
24	Bonshaw	The Commercial Bank	94,070	120 0 0	4,000	.....	143,360	123 15 0	1 Jan., 1876 ...	31 Dec., 1880.
25	Clifton	J. B. Watt & W. O. Gilchrist	57,551	122 10 0	.....	15,000	59,000	140 0 0	„ „ ...	„ „
26	Frazer's Creek	M. C. Machardy	47,283	105 0 0	4,000	.....	55,760	148 10 0	„ „ ...	„ „
27	Edgerton	J. H. Keys & F. White	44,250	90 0 0	.....	13,000	64,000	120 0 0	„ „ ...	„ „
28	Maidenhead	W. R., A. E., & A. Bowman	38,370	85 0 0	2,200	.....	63,000	131 17 6	„ „ ...	„ „
29	Mandowey Creek	The Commercial Bank	51,200	65 0 0	2,000	.....	51,200	80 0 0	„ „ ...	„ „
31	Mole River	A. R. Fraser & J. A. Anderson	59,000	80 0 0	.....	8,000	60,000	120 0 0	„ „ ...	„ „
32	Mengoola	Robert Logan	34,560	100 0 0	1,800	.....	60,000	92 16 3	„ „ ...	„ „
33	Tenterfield	The Commercial Bank	69,726	164 0 0	.....	25,000	100,000	255 6 3	„ „ ...	„ „
34	Texas	R. A. A. Morehead & M. Young	45,000	85 0 0	1,000	.....	77,000	185 12 6	„ „ ...	„ „
35	Auburn Vale	Anne Murray	15,433	26 10 0	.....	3,000	35,000	140 0 0	„ „ ...	„ „
36	Bannockburn	The Commercial Bank	13,447	39 0 0	.....	3,900	20,480	111 17 6	„ „ ...	„ „
37	Blair Hill	C. Legh	19,682	48 0 0	2,000	.....	23,960	92 16 3	„ „ ...	„ „
38	Bukkulla	A. Dodds & B. Lee	8,160	13 15 0	.....	1,300	100,000	351 17 6	„ „ ...	„ „
39	Byron Plains	Shepherd Smith	1,920	10 0 0	Nil	.....	128,000	285 12 6	„ „ ...	„ „
40	Clarevaulx	F. A. Stratford	10,942	28 0 0	.....	2,800	50,000	68 10 0	„ „ ...	„ „
41	Cope's Creek	E. G. Swenton	13,447	18 0 0	.....	3,000	11,120	40 0 0	„ „ ...	„ „
42	Deepwater	J. Windeyer & J. D. Macansh	36,625	90 0 0	1,200	12,000	60,000	123 15 0	„ „ ...	„ „
43	Dundee	O. Bloxsome	11,074	10 0 0	Nil	.....	35,000	100 0 0	„ „ ...	„ „
44	Elsmore	Catherine Campbell	25,330	30 0 0	.....	3,000	32,000	90 0 0	„ „ ...	„ „
45	Swamp Oak, Fraser's Creek	The Australian Joint Stock Bank	30,126	55 0 0	.....	5,500	54,400	120 0 0	„ „ ...	„ „
46	Glen Elgin	The Bank of New South Wales	42,240	90 0 0	2,000	.....	30,720	75 12 0	„ „ ...	„ „
48	Inverell	Catherine Campbell	10,374	10 0 0	.....	1,000	50,000	123 15 0	„ „ ...	„ „
49	Kingsgate	Edward Flood	60,480	40 0 0	1,500	.....	61,440	73 15 0	„ „ ...	„ „
50	King's Plains	The Australian Joint Stock Bank	2,470	16 0 0	.....	1,600	26,000	141 17 6	„ „ ...	„ „
51	Maroowan	F. M'Innes	8,925	16 0 0	500	.....	17,000	41 17 6	„ „ ...	„ „
52	Mount Mitchell	The City Bank	53,720	110 0 0	2,000	.....	80,000	111 17 6	„ „ ...	„ „
53	„	John Barker	15,640	60 0 0	800	.....	22,400	57 0 0	„ „ ...	„ „
54	Mullamanna	A. Dodds & B. Lee	21,250	27 10 0	.....	2,800	30,000	60 0 0	„ „ ...	„ „
55	Newstead	Mary S. Anderson	16,450	25 0 0	.....	2,500	71,680	150 0 0	„ „ ...	„ „
56	Oakwood	R. Scholes	24,800	40 0 0	1,200	.....	30,000	38 11 3	„ „ ...	„ „
57	Paradise Creek	W. J., H. C., F. H., & A. A. Dangar	41,038	90 0 0	200	9,000	32,000	64 15 0	„ „ ...	„ „
58	Pindari	P. C. Campbell & J. J. R. Gibson	40,000	75 0 0	.....	12,000	40,000	60 0 0	„ „ ...	„ „
59	Ranger's Valley	O. Bloxsome	44,300	62 0 0	100	6,200	70,000	180 0 0	„ „ ...	„ „
60	Rocky Creek	H. Gordon	32,372	65 0 0	.....	5,000	30,400	203 15 0	„ „ ...	„ „
61	Kulki	M. C. Machardy	12,470	22 0 0	.....	2,500	sub-division of Bukkulla.		„ „ ...	„ „
62	Stonehenge	F. C. Griffiths	5,470	20 0 0	.....	2,000	17,920	120 0 0	„ „ ...	„ „
63	Graham's Valley	„	12,000	45 0 0	.....	4,000	17,920	92 16 3	„ „ ...	„ „
64	Strathbogie	H. Gordon	39,744	78 0 0	.....	6,000	61,440	160 0 0	„ „ ...	„ „
65	Waterloo	Shepherd Smith	1,920	10 0 0	.....	1,000	76,800	135 12 6	„ „ ...	„ „
66	Wellingrove	P. C. Campbell & J. J. R. Gibson	43,804	42 12 0	.....	4,500	50,000	100 0 0	„ „ ...	„ „
67	Wellington Vale	R. R. C. Robertson	45,972	110 0 0	500	11,000	60,000	345 12 6	„ „ ...	„ „
68	Yarrow Creek	Edward Flood	64,000	130 0 0	3,800	.....	64,000	250 0 0	„ „ ...	„ „
70	Aberbaldie	John Scott	19,972	65 0 0	.....	6,500	24,000	80 0 0	„ „ ...	„ „
71	Abington	W. H. & G. P. Morse	48,400*	120 0 0	.....	12,000	53,760	120 0 0	„ 1871 ...	„ 1875.
72	Balala	Morse & Tourle	86,486	225 0 0	1,500	16,000	96,000	261 17 6	„ 1876 ...	„ 1880.
73	Bendemeer	T. A. Perry	6,535	25 0 0	.....	2,500	16,000	60 0 0	„ „ ...	„ „
74	Beverly	Chas. Blaxland	45,720*	105 0 0	.....	12,000	60,000	140 0 0	„ 1871 ...	„ 1875.
75	Bourolong	M. H. Marsh	120,990	250 0 0	.....	30,000	140,000	280 0 0	„ 1876 ...	„ 1880.
76	Brauga Park	R. A. & A. Wauch	24,640	52 0 0	1,560	.....	17,891	40 0 0	„ „ ...	„ „
77	Brauga Plains	J. Fletcher	38,080*	85 0 0	.....	14,000	30,720	80 0 0	„ 1871 ...	„ 1875.
78	Clerkness	E. G. Clerk	45,980*	100 0 0	.....	11,000	60,000	120 0 0	„ „ ...	„ „

* Held from year to year at old rates, pending receipt of appraisement.

No. in Run Register.	Run	Lessee.	Estimated area under existing tenure.	Present annual rental.	Estimated grazing capabilities in an unimproved state.		Estimated area under original tenure.	Old rental and assessment.	Date of commencement of present tenure.	Term of tenure.
					Cattle.	Sheep.				
		DISTRICT OF NEW ENGLAND—*continued.*								
			acres	£ s. d.			acres	£ s. d.		
79	Congo	A. Nivison	*15,840	45 0 0	.....	4,500	16,000	40 0 0	1 Jan., 1871	31 Dec., 1875.
80	Eversleigh	A. H. Belfield & Rev. S. Hungerford	6,851	20 0 0	.....	2,000	16,000	50 0 0	„ 1876	„ 1880.
81	Glen Morrison	Agnes D. Connal	24,654	75 0 0	.....	7,000	28,000	60 0 0	„ „	„ „
82	Hanning	R. Murray	9,200	23 0 0	.....	2,000	9,600	31 12 0	„ „	„ „
83	Ingalba	John & Agnes D. Connal	17,836	52 0 0	.....	5,200	19,200	50 0 0	„ „	„ „
84	Kentucky	John Fletcher	15,146	25 0 0	.....	2,500	32,000	100 0 0	„ „	„ „
85	Laura	The Australian Joint Stock Bank	*31,120	75 0 0	.....	9,000	60,000	73 15 0	„ 1871	„ 1875.
86	Lindesay	A. H. Belfield & Rev. S Hungerford	10,400	30 0 0	.....	3,000	28,500	80 0 0	„ 1876	„ 1880.
87	Loanga	The Commercial Bank	32,340	65 0 0	.....	8,000	38,400	100 0 0	„ „	„ „
88	Longford	G. L. Gibson	30,255	75 0 0	.....	8,000	20,000	96 0 0	„ „	„ „
89	Moxedun	A. Wauchope	59,910	90 0 0	.....	10,000	67,000	140 0 0	„ „	„ „
90	Nuandle	Chas. Blaxland	*55,896	120 0 0	.....	13,000	56,320	173 5 0	„ 1871	„ 1875.
91	Ollera	G. J. & E. Everett	48,900	90 0 0	.....	10,000	76,800	160 0 0	„ 1876	„ 1880.
92	Orrabar	J. Jurd	*32,000	65 0 0	1,500	.....	47,000	153 2 6	„ 1871	„ 1875.
93	Retreat	Late R. Pringle	37,120	65 0 0	300	6,000	32,000	100 0 0	„ 1876	„ 1880.
94	Rimbanda	The Commercial Bank	39,914	65 0 0	.....	7,000	40,000	100 0 0	„ „	„ „
96	St. Leonards	R. A. & A. Wauch	24,640	60 0 0	1,800	.....	32,000	50 0 0	„ „	„ „
97	Stony Batter	Chas. Blaxland	*95,000	200 0 0	.....	20,000	138,240	223 15 0	„ 1871	„ 1875.
98	Stony Creek	M. Kelly	*12,402	25 0 0	500	.....	16,000	40 0 0	„ „	„ „
99	Surveyor's Creek	Late James Scott	58,680	110 0 0	.....	12,000	38,400	140 0 0	„ 1876	„ 1880.
100	Tara	The Australian Joint Stock Bank	16,080	45 0 0	.....	4,000	20,000	41 4 0	„ „	„ „
101	Tenterdea	G. J. & E. Everett	56,340	120 0 0	.....	13,000	64,000	120 0 0	„ „	„ „
102	Tiengah	S. H. Darby	*114,892	172 0 0	.....	26,000	80,000	200 0 0	„ 1871	„ 1875.
103	Toryburn	C. Blaxland	*28,570	60 0 0	.....	6,000	23,040	57 2 6	„ „	„ „
104	Wanscombe	The Commercial Banking Company	*22,000	55 0 0	.....	6,000	18,000	50 0 0	„ „	„ „
105	Yarrowich	H. Dangar	81,180	190 0 0	.....	23,000	51,200	154 13 9	„ 1876	„ 1880.
106	Gunyan	M. S. M'Dougall	18,560	60 0 0	800	.....	.....	.....	„ „	„ „
107	Callegan Swamps	J. F. & H. C. White	37,480	75 0 0	2,000	.....	76,800	203 0 0	„ „	„ „
108	Gostwyck	Late H. Dangar	2,430	16 0 0	No	report	48,000	240 0 0	„ „	„ „
109	Gara	D. & S. Cohen & L. W. Levy	40,672	60 0 0	.....	7,000	50,000	100 0 0	„ „	„ „
110	Hillgrove	R. Hargrave	18,045	45 0 0	.....	4,500	20,480	100 0 0	„ „	„ „
111	Jeogola	David Bell	28,580	60 0 0	2,000	.....	47,200	73 15 0	„ „	„ „
112	Llangothlin East	C. T. Bagot	21,900	60 0 0	1,500	.....	25,000	123 15 0	„ „	„ „
113	„ West	„	25,020	60 0 0	2,000	.....	25,000	123 15 0	„ „	„ „
118	Marengo	J. Brown	19,200	40 0 0	1,500	.....	22,400	54 13 9	„ „	„ „
119	Hernani	E. Hargrave	23,840	45 0 0	1,500	.....	23,040	54 13 9	„ „	„ „
121	Guy Faux	John Brown	25,230	45 0 0	1,200	.....	16,000	40 0 0	„ „	„ „
122	Serpentine River	Thomas Cook	22,400	35 0 0	800	.....	19,200	45 3 9	„ „	
124	Kangaroo Hills	W. Coventry	26,690	52 0 0	2,500	.....	35,480	160 0 0	„ „	„ „
125	Aberfoil	J. & T. White	111,510	220 0 0	8,000	.....	75,000	250 0 0	„ „	„ „
126	Oban	C. & J. Coventry	10,800	55 0 0	1,500	.....	32,000	26 0 0	„ „	„ „
127	Wallamumby	J. Fletcher	87,983	120 0 0	3,500	.....	61,100	280 18 0	„ „	„ „
128	Guyra West	W. Millis	11,100	20 0 0	600	.....	16,000	40 0 0	„ „	„ „
129	„ East	John Smith	9,500	25 0 0	700	.....	16,000	40 0 0	„ „	„ „
130	Giro	J. K. Mackay & A. Cobb	15,368	30 0 0	860	.....	14,720	28 0 0	„ „	„ „
131	Upper Barnard	„	22,053	40 0 0	1,000	.....	11,500	24 8 0	„ „	„ „
132	Upper Tia	J. Brown	12,640	35 0 0	800	.....	12,800	40 0 0	„ „	„ „
133	Moona Plains	Elizabeth Crawford	15,840	40 0 0	1,000	.....	15,000	30 0 0	„ „	„ „
134	Winterbourne	G. R. Gill	31,840	60 0 0	.....	8,000	28,680	120 0 0	„ „	„ „
135	Emu Creek	„	17,284	14 0 0	No	report	38,000	60 0 0	„ „	„ „
136	Mihi Creek South	F. R. White	24,454	100 0 0	.....	10,000	25,600	80 0 0	„ „	„ „
137	„ North	„	6,754	35 0 0	.....	4,000	12,800	60 0 0	„ „	„ „

* Held from year to year at old rates, pending receipt of appraisement.

No. in Run Register.	Run.	Lessee.	Estimated area under existing tenure.	Present annual rental.	Estimated grazing capabilities in an unimproved state.		Estimated area under original tenure.	Old rental and assessment.	Date of commencement of present tenure.	Term of tenure.
					Cattle.	Sheep.				
		DISTRICT OF NEW ENGLAND—*continued.*								
			acres	£ s. d.			acres	£ s. d.		
138	Enmore	Eliza Crawford	30,440	55 0 0	1,500	.....	10,000	73 5 0	1 Jan., 1876	31 Dec., 1880.
139	Terrible Vale	Late W. T. Taylor	17,598	80 0 0	.....	8,000	30,000	120 0 0	" "	" "
140	Ward's Mistake	W. Nowland	76,160	100 0 0	3,500	.....	40,960	226 2 0	" "	" "
141	Ohio	A. Nivison	2,855	10 0 0	Nil	Nil	20,000	86 16 0	" "	" "
142	Europambella North	C. D. Fenwick	20,824	57 0 0	.....	5,000	50,000	180 0 0	" "	" "
143	Gyra	D. S. Anderson & C. Legh	20,805	40 0 0	.....	4,000	75,000	200 0 0	" "	" "
144	Falconer West	C. T. Bagot	17,920	42 0 0	1,000	.....	16,000	74 5 0	" "	" "
145	Balblain	W. A. B. Greaves	23,120	52 0 0	1,500	.....	32,000	74 5 0	" "	" "
146	The Peak Sugar-loaf	J. Gill	19,690	32 0 0	.....	3,000	19,200	80 0 0	" "	" "
147	Rock Vale	"	19,200	55 0 0	.....	5,500	20,000	70 0 0	" "	" "
148	Spring Mount	J. Ryan	6,710	18 0 0	No	report	10,000	40 0 0	" "	" "
149	Salisbury	M. H. Marsh	7,638	30 0 0	.....	3,000	25,000	120 0 0	" "	" "
150	Tilbuster	G. Cross	14,500	20 0 0	.....	2,000	65,000	243 15 0	" "	" "
151	Glen Barnett	A. Robson	10,240	14 0 0	.....	2,500	.....	.....	" 1872	" 1876.
152	Lower Nowendock	J. K. Mackay	12,760	16 0 0	400	.....	.....	.....	" "	" "
153	Morven	The Bank of New South Wales	23,040	35 0 0	1,000	.....	16,000	45 15 0	" "	" "
154	Mumble Water	J. K. Mackay	12,800	20 0 0	500	.....	.....	.....	" "	" "
155	No. 2 River	"	7,680	10 0 0	400	.....	.....	.....	" "	" "
156	Shannon Vale	The Bank of New South Wales	40,240	75 0 0	4,000	.....	40,000	123 15 0	" "	" "
157	Terrabrunalah	J. K. Mackay	25,600	35 0 0	1,000	.....	.....	.....	" "	" "
159	Upper Cooplacarrapa	"	15,960	25 0 0	700	.....	.....	.....	" "	" "
160	Upper Mumble	"	16,000	20 0 0	600	.....	.....	.....	" "	" "
161	Whitmore	O. Bloxsome	8,420	28 0 0	.....	5,000	20,000	120 0 0	" "	" "
162	Wild Cattle Creek	Mackay & Cobb	28,800	20 0 0	400	.....	.....	.....	" 1874	" 1878.
163	Moorabach	William Cleghorn	16,000	16 0 0	400	.....	.....	.....	" 1875	" 1879.
165	Dewit Creek	Augustus Hooke	16,000	18 0 0	350	.....	.....	.....	" 1873	" 1877.
166	New Valley	S. H. Darby	15,360	30 0 0	.....	4,500	15,360	30 0 0	" 1874	" 1878.
167	Rampsbeck	H. A. Thomas	13,950	40 0 0	.....	5,000	Sub-division	of Kangaroo Hills	" 1876	" 1880.
168	Paddy's Land	Newby & Sons	16,000	35 0 0	700	.....	16,000	37 10 0	" 1875	" 1879.
169	Longreach	The Commercial Bank	†12,800	28 0 0	.....	.....	Sub-division	of Tiengate Run.	" 1876	" 1880.
170	Arthur's Seat	C. & J. Codrington	15,820	25 10 0	.....	4,000	Sub-division	of Redbank.	" "	" "
171	Karoola South	E. S. Wyndham & P. P. Wright	16,876	30 0 0	640	.....	.....	.....	" "	" "
172	Denton Vale	M. C. Machardy	Nearly all alienated	10 0 0	Nil	.....	Sub-division	of Bukkulla.	" "	" "
173	Westholm	"	262	10 0 0	Nil	.....	"	"	" "	" "
174	Bourah Bourah Creek	W. Bamberry	19,152	20 0 0	650	.....	16,000	25 0 0	" "	" "
175	Lower Styx	Thomas Cook	6,400	10 0 0	No	report	.....	.....	" 1872	" 1876.
176	Black Swamp	A. Bowman	19,200	17 0 0	500	.....	.....	.....	" "	" "
177	Ourandumby Heads	R. A. & A. Wauch	9,600	26 5 0	500	.....	Sub-division	of Tea River.	" 1875	" 1879.
178	Karoola North	E. S. Wyndham & P. P. Wright	6,962	15 0 0	350	.....	Sub-division	of Karoola.	" 1876	" 1880.
179	Coneae	G. Gordon & Son	6,400	10 0 0	200	.....	.....	.....	" 1873	" 1877.
180	Muluerindi	D. Bell	17,920	40 0 0	.....	4,500	Sub-division	of Bergen-op-Zoom	" 1875	" 1879.
181	Long Flat	Mary Ann Cochran	29,440	40 0 0	1,000	.....	17,920	57 0 8	" 1873	" 1877.
182	Cunderay	Elizabeth Crawford	44,760	45 0 0	1,600	.....	40,000	99 0 0	" "	" "
42	Cowar	C. M'Donell	25,600	31 0 0	No	report	.....	.....	1 April, 1875	Annual until appraised.
183	Annandale	A. R. Fraser & J. A. Anderson	*.....	25 0 0	No	report	Sub-division	of Mole River.	1 Jan., 1876	31 Dec., 1880.
171	Total No. of Runs.	Total	4,806,166	9,788 12 0	125,950	609,800	5,795,751	15,376 3 11		

* For area see Mole River No. 31, of which this is a sub-division, area of each not yet ascertained.

† Held from year to year at old rates pending receipt of appraisement.

No. in Run Register.	Run.	Lessee.	Estimated area under existing tenure.	Present annual rental.	Estimated grazing capabilities in an unimproved state.		Estimated area under original tenure.	Old rental and assessment.	Date of commencement of present tenure.	Term of tenure.
					Cattle.	Sheep.				
		DISTRICT OF WARREGO.								
			acres	£ s. d.			acres	£ s. d.		
1	Gongolgen, No. 1	The London Chartered Bank of Australia	19,000	58 0 0	.....	5,000	19,500	270 10 6	1 Jan., 1873	31 Dec., 1877.
2	„ No. 2	„	40,000	37 10 0	.....	4,000	40,000	216 15 0	„ „	„ „
4	Warrego No. 4	Samuel Wilson	10,800	17 0 0	.....	1,500	.....	.....	„ „	„ „
5	„ No. 5	„	16,000	25 0 0	.....	2,000	.....	.....	„ „	„ „
6	„ No. 6	„	15,000	25 0 0	.....	2,000	.....	.....	„ „	„ „
7	East Bogan No. 16	P. Sullivan	31,000	50 0 0	.....	4,000	31,000	71 0 0	„ „	„ „
8	„ No. 17	„	14,000	30 0 0	.....	3,000	14,000	91 0 0	„ „	„ „
9	„ No. 20	The London Chartered Bank of Australia	32,000	40 0 0	.....	2,600	43,000	157 10 0	„ „	„ „
10	Upper Charlton	„	42,000	52 0 0	.....	4,000	42,000	35 5 6	„ „	„ „
11	Lower Charlton	„	54,000	60 0 0	.....	5,000	54,000	35 5 6	„ „	„ „
12	East Bogan No. 23	Late R. Towns & A. Stuart	35,000	48 0 0	.....	4,000	35,000	182 10 0	„ „	„ „
13	„ No. 24	„ „	14,000	20 0 0	.....	1,500	14,000	157 10 0	„ „	„ „
14	„ No. 29	„ „	19,500	45 0 0	.....	3,000	19,500	197 0 0	„ „	„ „
15	„ No. 30	„ „	26,960	65 0 0	.....	4,000	27,000	212 0 0	„ „	„ „
16	West Bogan No. 16	William Kite	39,500	56 0 0	800	.....	39,500	75 10 0	„ 1875	„ 1879.
17	„ No. 17	„	44,500	65 0 0	600	.....	44,500	76 0 0	„ 1873	„ 1877.
18	„ No. 20	F. H. Randall	32,000	32 0 0	.....	2,600	32,000	60 0 0	„ „	„ „
19	„ No. 21	„	33,000	37 0 0	.....	3,000	33,000	60 0 0	„ „	„ „
20	„ No. 22	„	34,960	38 0 0	.....	3,000	35,000	60 0 0	„ „	„ „
21	„ No. 23	Late R. Towns & R. Stuart	41,500	40 0 0	.....	3,000	41,500	30 0 0	„ „	„ „
22	„ No. 24	„ „	51,000	50 0 0	.....	4,000	51,000	173 0 0	„ „	„ „
23	„ No. 25	„ „	45,500	30 0 0	.....	4,000	45,500	88 0 0	„ „	„ „
24	„ No. 26	„ „	41,500	35 0 0	.....	3,000	41,500	92 0 0	„ „	„ „
25	„ No. 30	Commercial Banking Company	45,000	60 0 0	.....	5,000	45,000	160 0 0	„ „	„ „
26	Bundinbarrina	J. T. Neale	56,320	90 0 0	1,200	.....	56,320	40 0 0	„ 1876	„ 1880.
27	Collareenbie	„	35,000	48 0 0	600	.....	56,320	50 0 0	„ „	„ „
28	Cumbaderry	W. E. Sparke	40,000	90 0 0	.....	6,000	40,000	80 0 0	„ „	„ „
29	Dungalar	Henry Rourke	51,000	157 0 0	1,500	.....	51,000	70 0 0	„ „	„ „
30	Gingi	W. E. Sparke	23,580	70 0 0	.....	5,000	30,000	40 0 0	„ „	„ „
31	Humumba	Henry Rourke	23,700	75 0 0	900	.....	28,000	40 0 0	„ „	„ „
32	Milrea	C. S. Capp	47,960	122 0 0	.....	9,000	64,000	126 1 11	„ „	„ „
33	Muggarie	Commercial Banking Company	32,000	77 0 0	1,000	.....	32,000	80 0 0	„ „	„ „
34	Ulah	C. Baldwin & H. Crowley	25,000	67 0 0	800	.....	25,000	50 0 0	„ „	„ „
35	Burrandown	J. M'Donald	27,000	42 0 0	600	.....	50,000	60 0 0	„ „	„ „
36	Burran Burran	J. Eckford	56,320	80 0 0	1,100	.....	56,320	60 0 0	„ „	„ „
37	Mogil Mogil	J. Eckford, jun.	24,560	27 0 0	300	.....	25,000	40 0 0	„ „	„ „
38	Willabilla	O. Bloxsome	45,000	65 0 0	.....	5,000	50,000	50 0 0	„ „	„ „
39	Boree	M'Kay & Cobb	26,000	70 0 0	700	.....	26,000	60 0 0	„ „	„ „
40	Boorroomma	G. A. & P. Mein	80,000	225 0 0	2,000	.....	80,000	190 0 0	„ „	„ „
41	Collywarry	B. Richards	32,000	70 0 0	900	.....	32,000	80 0 0	„ „	„ „
42	Goonoo North	G. W. Lord	23,080	66 0 0	800	.....	32,000	80 0 0	„ „	„ „
43	Goonoo South	„	32,000	70 0 0	.....	6,000	25,000	40 0 0	„ „	„ „
44	Kigwigil	G. A. & P. Mein	12,800	45 0 0	500	.....	16,000	30 0 0	„ „	„ „
45	Mohenia	G. W. Lord	38,400	85 0 0	1,150	.....	38,400	82 0 0	„ „	„ „
46	Murruman	P. Comerford	16,000	40 0 0	550	.....	16,000	40 0 0	„ „	„ „
47	Dural	„	16,000	40 0 0	550	.....	16,000	26 0 0	„ „	„ „
48	Navena	J. Eales	59,984	110 0 0	.....	10,000	64,000	80 0 0	„ „	„ „
49	Qantambone	G. W. Lord	64,000	120 0 0	1,600	.....	64,000	140 0 0	„ „	„ „
50	Cambo Cambo	W. Bagot	49,700	90 0 0	1,200	.....	51,200	60 0 0	„ „	„ „
51	Towndey	„	57,000	80 0 0	1,100	.....	57,000	60 0 0	„ „	„ „
52	Upper Weeli West	H. Spilsbury	16,000	50 0 0	600	.....	16,000	34 0 0	„ „	„ „

No. in Run Register.	Run.	Lessee.	Estimated area under existing tenure.	Present annual rental.	Estimated grazing capabilities in an unimproved state.		Estimated area under original tenure.	Old rental and assessment.	Date of commencement of present tenure.	Term of tenure.
					Cattle.	Sheep.				
		DISTRICT OF WARREGO—*continued.*								
			acres	£ s. d.			acres	£ s. d.		
53	Lower Weeli West	R. Trudgett	16,000	50 0 0	600	.....	16,000	34 0 0	1 Jan., 1876	31 Dec., 1880.
54	Back Giggen	W. Douglas	16,000	15 0 0	.....	1,500	16,000	30 0 0	„ 1872	„ 1876.
55	Back Wheeleereen	M'Kay & Cobb	16,000	14 10 0	.....	1,400	16,000	30 0 0	„ „	„ „
56	Back Wylerie	W. Douglas	16,000	15 0 0	.....	1,500	16,000	30 0 0	„ „	„ „
57	Back Yerambah	The Australian Joint Stock Bank	64,000	47 10 0	No	report	.....	.....	„ „	„ „
58	Ballanbillian	The Commercial Banking Company	17,000	34 0 0	500	.....	16,000	30 0 0	„ „	„ „
59	Ballanbillian Back	„ „	10,000	15 0 0	320	.....	16,000	30 0 0	„ „	„ „
60	Bankeet	W. J. Forrester	16,000	25 0 0	No	report	.....	.....	„ „	„ „
61	Barnbah	C. Baldwin & W. Crowley	17,000	26 0 0	No	report	.....	.....	„ „	„ „
62	Barungeel	O. Bloxsome	54,000	26 5 0	No	report	.....	.....	„ „	„ „
63	Birben	The Commercial Banking Company	64,000	40 0 0	No	report	.....	.....	„ „	„ „
64	Bomangabah South	G. A. & P. Mein	16,000	25 0 0	200	.....	.....	.....	„ „	„ „
65	Boogira	„ „	16,000	30 0 0	350	.....	16,000	30 0 0	„ „	„ „
66	Boorara	John Brown	19,200	24 0 0	No	report	19,200	21 0 0	„ „	„ „
67	Boorroomma North	G. A & P. Mein	31,000	45 0 0	No	report	31,360	30 0 0	„ „	„ „
68	Bugindear Plains	The Commercial Banking Company	38,400	41 10 0	.....	4,700	.....	.....	„ „	„ „
69	Bundabulla Back	John Eales	13,000	18 0 0	.....	1,800	.....	.....	„ „	„ „
70	Burbar	The Australian Joint Stock Bank	64,000	47 10 0	No	report	.....	.....	„ „	„ „
71	Burrawondool	R. S. Medlicott	58,000	60 0 0	No	report	.....	.....	„ „	„ „
72	Collygo	G. A. & P. Mein	16,000	35 0 0	400	.....	16,000	30 0 0	„ „	„ „
73	Coonghan	The Australian Joint Stock Bank	15,000	35 0 0	No	report	19,000	32 0 0	„ „	„ „
75	Cumblecubinbah	W. J. Forrester	25,000	34 0 0	500	.....	16,000	30 5 0	„ „	„
76	Cumborah Springs	W. O. Gilchrist	16,000	20 0 0	No	report	16,000	33 0 0	„ „	„ „
77	Dungaleah Back Block, No. 1	Henry Rourke	36,000	40 0 0	No	report	.....	.....	„ „	„ „
78	„ „ No. 2	„	33,000	40 0 0	No	report	.....	.....	„ „	„ „
79	„ „ No. 3	„	36,700	43 0 0	No	report	.....	.....	„ „	„ „
80	„ „ No. 4	„	34,000	41 0 0	No	report	.....	.....	„ „	„ „
81	East Bogan Back Block	W. Douglas	40,000	30 0 0	.....	2,500	34,000	46 0 0	„ „	„ „
82	Gillgi	G. A. & P. Mein	63,000	40 0 0	450	.....	64,000	30 0 0	„ „	„ „
83	Giggen	W. Douglas	16,000	35 0 0	.....	3,500	16,000	32 0 0	„ „	„ „
84	Go Gurilley	W. J. Forrester	18,000	35 0 0	No	report	16,000	35 0 0	„ „	„ „
85	Gooraway	Henry Rourke	16,000	22 10 0	No	report	.....	.....	„ „	„ „
86	Grawin Back	W. J. Forrester	27,000	20 0 0	No	report	.....	.....	„ „	„ „
87	Kigwigil East	G. A. & P. Mein	16,000	25 0 0	200	.....	.....	.....	„ „	„ „
88	„ North	„ „	16,000	30 0 0	350	.....	.....	.....	„ „	„ „
89	„ West	„ „	14,800	35 0 0	350	.....	.....	.....	„ „	„ „
90	Llanmilo	W. O. Gilchrist	41,600	45 10 0	No	report	.....	.....	„ „	„ „
91	Lower Gerigi Back	W. E. Sparke	16,000	20 0 0	No	report	.....	.....	„ „	„ „
92	Mildool	Australian Joint Stock Bank	15,000	27 0 0	No	report	.....	.....	„ „	„ „
93	Millineowla	R. S. Medlicott	30,000	30 0 0	No	report	.....	.....	„ „	„ „
94	Mengerroo	J. C. Bagot	32,000	40 0 0	No	report	32,000	60 0 0	„ „	„ „
95	Moongoonoola Back	Commercial Banking Company	19,500	28 0 0	440	.....	16,000	30 0 0	„ „	„ „
96	Muggarie Back Block	Oswald Bloxsome	77,000	47 10 0	No	report	.....	.....	„ „	„ „
97	„ „	Commercial Banking Company	66,000	47 10 0	No	report	.....	.....	„ „	„ „
98	Mureabun	G. A. & P. Mein	16,000	35 0 0	400	.....	.....	.....	„ „	„ „
99	Narran Back East	„ „	63,000	35 0 0	350	.....	.....	.....	„ „	„ „
100	„ „ West	„ „	45,000	30 0 0	350	.....	.....	.....	„ „	„ „
101	Narrawater	„ „	16,000	30 0 0	225	.....	.....	.....	„ „	„ „
102	Ninmecate	„ „	16,000	35 0 0	400	.....	.....	.....	„ „	„ „
103	Plumbolah No. 1	W. E. Sparke	16,000	25 0 0	No	report	.....	.....	„ „	„ „
104	„ No. 2	„	16,000	25 0 0	No	report	.....	.....	„ „	„ „
105	The Grawin	W. O. Gilchrist	32,000	31 0 0	No	report	16,000	31 10 0	„ „	„ „

No. in Run Register.	Run.	Lessee.	Estimated area under existing tenure.	Present annual rental.	Estimated grazing capabilities in an unimproved state.		Estimated area under original tenure.	Old rental and assessment.	Date of commencement of present tenure.	Term of tenure.
					Cattle.	Sheep.				
		DISTRICT OF WARREGO—*continued.*								
			acres	£ s. d.			acres	£ s. d.		
106	Upper Bankeet	Commercial Banking Company	18,000	32 0 0	No	report	16,000	36 0 0	1 Jan., 1872	31 Dec., 1876.
107	Upper Gingi Back	W. E. Sparke	17,920	21 0 0	No	report	.....	.....	,, ,,	,, ,,
108	Wallah, No. 1	J. T. Neale	21,000	16 10 0	No	report	18,200	31 10 0	,, ,,	,, ,,
109	,, No. 2	,,	19,500	16 0 0	No	report	16,000	30 10 0	,, ,,	,, ,,
110	,, No. 3	,,	18,500	16 0 0	No	report	16,000	30 10 0	,, ,,	,, ,,
111	,, No. 4	,,	18,500	16 10 0	No	report	19,200	30 10 0	,, ,,	,, ,,
112	Wamell	Oswald Bloxsome	62,000	41 0 0	No	report	.....	.....	,, ,,	,, ,,
113	Weelwally	C. Baldwin & W. Crowley	16,000	30 0 0	.....	.....	16,000	31 0 0	,, ,,	,, ,,
114	Weelwally East	,,	20,500	32 0 0	.....	.....	.....	.....	,, ,,	,, ,,
115	West Grawin	W. J. Forrester	24,000	20 0 0	No	report	.....	.....	,, ,,	,, ,,
116	Westmead	W. O. Gilchrist	6,000	10 0 0	No	report	.....	.....	,, ,,	,, ,,
117	Will Bill Bill	W. J. Forrester	11,000	34 0 0	500	.....	16,000	35 0 0	,, ,,	,, ,,
118	Wylerie	W. Douglas	16,000	35 0 0	.....	3,000	16,000	30 0 0	,, ,,	,, ,,
119	Yarranbah North	Australian Joint Stock Bank	14,500	30 0 0	No	report	14,500	31 0 0	,, ,,	,, ,,
120	,, West	,,	24,000	35 0 0	No	report	25,600	30 2 0	,, ,,	,, ,,
121	Back Langboyde No. 2	J. Wooller	32,000	30 0 0	400	.....	.....	.....	,, ,,	,, ,,
122	Back Teriabola	Commercial Banking Company	3,840	10 0 0	100	.....	.....	.....	,, ,,	,, ,,
123	Bannockburn	A. D. Macleay & W. Beaumont	32,000	68 15 0	.....	5,500	32,000	30 10 0	,, ,,	,, ,,
124	Big Bend	J. F. Doyle	16,000	33 0 0	500	.....	.....	.....	,, ,,	,, ,,
125	Birie East, No. 1	G. W. Lord	18,000	31 5 0	.....	2,500	16,000	31 1 0	,, ,,	,, ,,
126	,, No. 2	J. B. Watt	18,000	27 10 0	.....	2,200	16,000	31 1 0	,, ,,	,, ,,
127	Block A, or Cockellireena	Commercial Banking Company	19,500	42 10 0	500	.....	34,000	31 0 0	,, ,,	,, ,,
127*a*	Milroy South	J. B. Watt & W. O. Gilchrist	22,000	23 0 0	.....	3,000	Subdvn. of Cockellireena Blk. A.		,, ,,	,, ,,
128	Block A, Bogeira	Samuel Clift	16,000	34 0 0	400	.....	.....	.....	1 Jan., 1873	31 Dec., 1877.
129	,, B ,,	Bernard Barrett	18,000	35 0 0	450	.....	.....	.....	,, ,,	,, ,,
130	,, C ,,	Samuel Clift	16,000	30 0 0	400	.....	.....	.....	1 Jan., 1872	31 Dec., 1876.
131	Bogeira Back	A. D. Macleay & W. Taylor	48,000	40 0 0	.....	4,000	.....	.....	,, ,,	,, ,,
132	,, East	A. D. Macleay, W. Taylor, & H. W. Hamond	7,000	10 0 0	.....	1,000	.....	.....	,, ,,	,, ,,
133	Boogenderra East	Right Rev. William Tyrrell	20,000	43 10 0	.....	3,500	16,000	31 0 0	,, ,,	,, ,,
134	,, West	,,	7,150	23 0 0	300	.....	16,000	31 0 0	,, ,,	,, ,,
135	Brenda	,,	10,000	17 0 0	300	.....	16,000	30 0 0	,, ,,	,, ,,
136	Bucklebow	,,	11,360	19 10 0	.....	2,000	.....	.....	,, ,,	,, ,,
137	Bundabulla East, Block No. 1	Commercial Banking Company	16,000	31 15 0	.....	2,500	16,000	35 0 0	,, ,,	,, ,,
138	,, ,, No. 2	,,	15,960	25 0 0	.....	2,000	16,000	35 0 0	,, ,,	,, ,,
139	,, ,, No. 3	John Eales	16,000	29 0 0	.....	2,400	16,000	35 0 0	,, ,,	,, ,,
140	,, ,, No. 4	,,	16,000	29 0 0	.....	2,400	16,000	35 0 0	,, ,,	,, ,,
141	Bundabulla West, Block No. 1	,,	16,000	30 0 0	.....	2,500	16,000	35 0 0	,, ,,	,, ,,
142	,, ,, No. 2	,,	14,400	26 0 0	.....	2,200	16,000	35 0 0	,, ,,	,, ,,
143	,, ,, No. 3	,,	16,300	30 0 0	.....	2,500	16,000	35 0 0	,, ,,	,, ,,
144	,, ,, No. 4	,,	16,000	30 0 0	.....	2,500	16,000	35 0 0	,, ,,	,, ,,
145	Byerawering North	Bank of New South Wales	16,000	35 0 0	500	.....	.....	.....	,, ,,	,, ,,
146	,, South	,,	16,000	30 0 0	350	.....	.....	.....	,, ,,	,, ,,
147	Cartland	A. D. Macleay & W. Beaumont	16,000	25 0 0	.....	2,000	16,000	30 10 0	,, ,,	,, ,,
148	Carwell	Bank of New South Wales	16,000	36 0 0	500	.....	.....	.....	,, ,,	,, ,,
149	Cockellireena Back	Commercial Banking Company	41,000	25 0 0	350	.....	.....	.....	,, ,,	,, ,,
149*a*	Milroy West	J. B. Watt & W. O. Gilchrist	20,100	15 0 0	.....	1,330	Subdvn of Cockellireena Blk. A.		,, ,,	,, ,,
150	Coobeeinda	Right Rev. William Tyrrell	16,000	37 0 0	.....	3,000	16,000	30 10 0	,, ,,	,, ,,
151	Coobung	Commercial Banking Company	16,000	36 5 0	450	.....	16,000	55 0 0	,, ,,	,, ,,
152	Cowga	,,	16,000	40 0 0	400	.....	16,000	30 0 0	,, ,,	,, ,,
153	Gidgear	Robt. Logan	16,000	30 0 0	400	.....	.....	.....	,, ,,	,, ,,
154	Haradon	Late R. Towns & A. Stuart	17,920	40 0 0	500	.....	17,920	52 0 0	,, ,,	,, ,,
155	Holmwood	A. D. Macleay & W. Beaumont	35,600	25 0 0	.....	2,000	.....	.....	,, ,,	,, ,,

No. in Run Register.	Run.	Lessee.	Estimated area under existing tenure.	Present annual rental.	Estimated grazing capabilities in an unimproved state.		Estimated area under original tenure.	Old rental and assessment.	Date of commencement of present tenure.	Term of tenure.
					Cattle.	Sheep.				
		DISTRICT OF WARREGO—*continued.*								
			acres	£ s. d.			acres	£ s. d.		
156	Kunreeberee	Commercial Banking Company	15,000	22 10 0	300	.....	16,000	40 0 0	1 Jan., 1872	31 Dec., 1876.
157	„ Back	„	15,000	14 0 0	.....	700	.....	.....	„ „	„ „
158	„ East Back	G. W. Lord	16,000	10 0 0	.....	800	.....	.....	„ „	„ „
159	Langboyde	John Wooller	16,000	35 0 0	400	.....	16,000	30 1 0	„ „	„ „
161	Linchiden	A. D. Macleay & W. Beaumont	32,000	68 15 0	.....	5,500	32,000	30 10 0	„ „	„ „
162	Minna	Right Rev. William Tyrrell	10,000	19 0 0	.....	1,400	16,000	30 1 0	„ „	„ „
163	Muckerawea	Commercial Banking Company	16,000	30 0 0	.....	3,000	16,000	30 5 0	„ „	„ „
164	„ South	„	16,000	25 0 0	.....	2,500	16,000	30 5 0	„ „	„ „
165	Namoon	Catherine M'Kenzie	34,000	15 0 0	400	.....	.....	.....	„ „	„ „
166	Neo East	„	15,000	25 0 0	.....	2,000	.....	.....	„ „	„ „
167	„ West	„	16,000	30 0 0	.....	2,000	.....	.....	„ „	„ „
168	Papperton	A. D. Macleay & W. Beaumont	17,500	30 0 0	.....	2,400	16,000	31 5 0	„ „	„ „
169	Stonehenge	Late R. Towns & A. Stuart	14,700	36 0 0	440	.....	14,720	52 0 0	„ „	„ „
170	Tatala	T. J. Sherwin & A. R. Sherwin	17,000	32 0 0	.....	3,000	16,000	31 5 0	„ „	„ „
171	Teriabola	Commercial Banking Company	16,000	40 0 0	400	.....	16,000	30 0 0	„ „	„ „
172	Thully Spring	Catherine & Arthur Colless	13,000	10 0 0	No	report	.....	.....	1 April, 1873	31 Mar., 1878.
173	Towry	A. D. Macleay & W. Beaumont	16,000	30 0 0	.....	2,500	16,000	30 5 0	1 Jan., 1872	31 Dec., 1876.
174	Towtowra	The Bank of New South Wales	16,000	35 15 0	500	.....	.....	.....	„ „	„ „
175	Upper Bundabulla East	Joseph M'Kenzie	21,120	44 10 0	.....	.....	.....	.....	„ „	„ „
176	Warrambool	J. F. Doyle	15,720	35 0 0	500	.....	.....	.....	„ „	„ „
177	West Bend	W. Beaumont	15,360	22 0 0	350	.....	.....	.....	„ „	„ „
178	Wirra Warra	John M'Elhone	16,000	37 10 0	400	.....	.....	.....	„ „	„ „
179	Woroma	A. D. Macleay & W. Beaumont	12,700	25 0 0	.....	2,000	16,000	31 5 0	„ „	„ „
180	Yamboor	The Bank of New South Wales	11,520	20 0 0	250	.....	.....	.....	„ „	„ „
181	Yamby Run, Block No. 1	Catherine M'Kenzie	22,000	24 0 0	400	.....	.....	.....	„ „	„ „
182	Yamby West	„	32,000	20 0 0	450	.....	.....	.....	„ „	„ „
183	Bomba	„	15,000	27 15 0	350	.....	16,000	31 5 6	„ „	„ „
184	Bumbleberria	The Bank of New South Wales	15,000	28 0 0	375	.....	16,000	30 5 0	„ „	„ „
185	Cobran	„	15,000	32 0 0	500	.....	16,000	31 5 6	„ „	„ „
186	Denman	Commercial Banking Company	10,880	20 0 0	.....	2,100	.....	.....	„ „	„ „
187	Guriwara	Catherine & Arthur Colless	16,000	25 0 0	400	.....	16,000	45 0 0	„ „	„ „
188	„ Back	„	15,700	15 0 0	150	.....	.....	.....	„ „	„ „
189	Lamington	J. B. Watt & W. O. Grilchrist	16,000	32 0 0	.....	3,500	16,000	30 10 0	„ „	„ „
191	Torwood	„	15,000	25 0 0	.....	3,000	16,000	30 10 0	„ „	„ „
192	Willibillia	The Bank of New South Wales	14,000	30 0 0	400	.....	.....	.....	„ „	„ „
193	Back Billybungbone	P. Sullivan	16,000	15 0 0	.....	1,500	16,000	30 0 0	„ „	„ „
194	Carrabillina, No. 1	J. Eckford	20,000	23 0 0	No	report	.....	.....	„ „	„ „
195	„ No. 2	„	17,600	23 0 0	No	report	.....	.....	„ „	„ „
196	Goonoo Back Run	G. W. Lord	16,000	25 0 0	.....	2,000	.....	.....	„ „	„ „
197	The Hospital	„	16,000	25 0 0	.....	2,000	16,000	31 5 0	„ „	„ „
198	Upper Bukharah	J. B. Watt	21,000	25 0 0	.....	2,000	16,000	38 0 0	„ „	„ „
199	Block B	J. B. Watt & W. O. Gilchrist	50,000	60 0 0	750	.....	70,400	30 0 0	„ „	„ „
200	Booranibirra	Catherine M'Kenzie	15,000	28 0 0	400	.....	16,000	30 0 0	„ „	„ „
201	„ West	„	17,000	27 0 0	.....	.....	16,000	30 0 0	„ „	„ „
202	Buree	G. W. Lord	15,000	20 0 0	.....	2,000	18,000	30 0 0	„ „	„ „
203	Drumdelang	J. B. Watt & W. O. Gilchrist	19,000	25 0 0	Nil	Nil	16,000	30 0 0	„ „	„ „
204	Kiengal	Catherine M'Kenzie	16,000	24 0 0	300	.....	16,000	30 0 0	„ „	„ „
205	Kunreeberee East	G. W. Lord	16,000	26 0 0	.....	2,000	16,000	30 0 0	„ „	„ „
206	Loondy	J. B. Watt & W. O. Gilchrist	24,500	20 16 8	.....	1,330	.....	.....	„ „	„ „
207	Morella	Commercial Banking Company	33,000	22 0 0	.....	2,000	.....	.....	„ „	„ „
208	Milroy	J. B. Watt & W. O. Gilchrist	16,000	30 0 0	.....	2,250	.....	.....	„ „	„ „
209	„ North	„	16,000	30 0 0	.....	2,250	.....	.....	„ „	„ „

No. in Run Register.	Run.	Lessee.	Estimated area under existing tenure.	Present annual rental.	Estimated grazing capabilities in an unimproved state.		Estimated area under original tenure.	Old rental and assessment.	Date of commencement of present tenure.	Term of tenure.
					Cattle.	Sheep.				
		DISTRICT OF WARREGO—*continued.*								
			acres	£ s. d.			acres	£ s. d.		
210	Payera	J. B. Watt & W. O. Gilchrist	27,500	15 0 0	200	.....	.....	.....	1 Jan., 1872	31 Dec., 1876.
211	Rainetagabah	G. W. Lord	16,000	25 0 0	.....	2,000	16,000	30 0 0	" "	" "
212	" Back	"	32,000	15 0 0	.....	1,400	.....	.....	" "	" "
213	Staffa	J. B. Watt & W. O. Gilchrist	30,500	15 0 0	200	.....	.....	.....	" "	" "
214	Yarrangal West	Catherine M'Kenzie	18,000	28 0 0	.....	2,000	16,000	30 0 0	" "	" "
215	Back Aripilis	Samuel Wilson	19,000	10 0 0	.....	2,000	69,000	30 0 0	" "	" "
216	Back Boyong	Hon. Sir John O'Shanassy	40,200	22 0 0	.....	2,000	46,080	30 0 0	" "	" "
217	Back Pera	"	50,340	18 0 0	.....	1,200	.....	.....	" "	" "
218	Back Polo	"	14,000	14 0 0	.....	1,500	40,960	30 0 0	" "	" "
219	Belalie	Late R. Towns & A. Stuart	26,000	23 0 0	.....	2,600	.....	.....	" "	" "
224	Maryland, No. 1	"	22,800	18 0 0	.....	3,000	.....	.....	" "	" "
225	" No. 2	"	27,000	23 0 0	.....	2,000	.....	.....	" "	" "
227	Moco Barungha, No. 1	"	15,200	15 0 0	.....	1,330	.....	.....	" "	" "
228	" No. 2	"	15,200	18 0 0	.....	2,000	.....	.....	" "	" "
229	" No. 3	"	19,500	21 0 0	.....	2,000	.....	.....	" "	" "
230	" No. 4	"	17,400	17 0 0	.....	2,000	.....	.....	" "	" "
231	" No. 5	"	17,300	18 0 0	.....	2,000	.....	.....	" "	" "
238	Multagoona Left	"	15,200	13 0 0	.....	1,000	.....	.....	" "	" "
239	North Darling, Back Run No. 2	"	46,400	25 0 0	No	report.	.....	.....	1 April, 1873	31 Mar., 1878.
240	" " No. 3	A. Wilson & A. C. Wilson	69,000	15 0 0	.....	1,330	.....	.....	1 Jan., 1872	31 Dec., 1876.
241	" " No. 4	"	84,600	12 0 0	.....	1,000	.....	.....	" "	" "
242	" " No. 5	A. C. Wilson	77,500	25 0 0	No	report	.....	.....	1 Oct., 1872	30 Sept., 1877.
243	" " No. 6	A. & A. C. Wilson	94,300	12 0 0	.....	1,000	.....	.....	1 Jan., 1872	31 Dec., 1876.
244	" " No. 7	Hon. Sir John O'Shanassy	69,400	12 0 0	.....	1,000	.....	.....	" "	" "
245	" " No. 8	"	38,400	10 0 0	70	.....	.....	.....	" "	" "
247	Toorale	Samuel Wilson	94,500	91 0 0	.....	7,500	64,000	60 10 0	" "	" "
252	Windara Left	Late R. Towns & A. Stuart	16,000	12 0 0	.....	1,000	.....	.....	" "	" "
255	Back Talaa and Bonny	J. B. Watt	51,000	20 0 0	.....	4,000	.....	.....	" "	" "
256	Back Turee	"	59,000	22 0 0	.....	1,500	.....	.....	" "	" "
257	Darling No. 1, or Bonny	"	17,000	35 0 0	.....	3,000	19,200	30 0 0	" "	" "
258	Darling No. 2, or Talaa	"	14,500	32 0 0	.....	3,000	20,480	30 0 0	" "	" "
259	Wellington Extremity Back	"	23,000	17 10 0	.....	2,000	.....	.....	" "	" "
260	Back Gumhall	J. T. Smith	64,000	12 0 0	.....	2,000	.....	.....	" "	" "
261	Back Jandra	G. Armytage	34,500	27 0 0	No	report.	.....	.....	" 1873	" 1877.
262	Back Manwanga	"	37,500	25 0 0	No	report.	.....	.....	" 1872	" 1876.
263	Back Moodana	J. Rutherford, J. Wagner, & A. W. Robertson	32,000	20 0 0	.....	2,000	.....	.....	" "	" "
264	Back of Back Gumhall	James Bevan	64,000	15 0 0	No	report.	.....	.....	" 1874	" 1878.
265	Back of Back Moodana	J. Rutherford, J. Wagner, & A. W. Robertson	64,000	25 0 0	.....	2,000	.....	.....	" 1872	" 1876.
266	Back of Back Woolla Woolla	J. T. Smith	75,000	18 0 0	.....	2,000	.....	.....	" "	" "
267	Back Woolla Woolla	"	64,000	10 0 0	.....	2,000	.....	.....	" "	" "
270	Gumhall Back Run	"	32,000	25 0 0	No	report.	.....	.....	1 Oct., 1872	30 Sept., 1877.
271	Moodana Back Run	Rutherford, Wagner, & Robertson	32,000	25 0 0	.....	1,330	.....	.....	1 Jan., 1872	31 Dec., 1876.
272	Old Boundary	"	60,000	12 0 0	.....	1,330	.....	.....	" 1873	" 1877.
274	Warrego, No. 7	Samuel Wilson	17,600	20 16 8	.....	2,500	16,000	30 0 0	" 1872	" 1876.
275	" No. 8	"	15,500	18 15 0	.....	2,250	16,000	30 1 0	" "	" "
276	" No. 9	"	15,500	18 15 0	.....	2,250	16,000	30 1 0	" "	" "
277	" No. 10	"	18,500	15 0 0	.....	1,800	16,000	30 1 0	" "	" "
278	" No. 11	A. & A. C. Wilson	15,500	18 0 0	.....	2,000	16,000	30 1 0	" "	" "
279	" No. 12	"	15,000	18 0 0	.....	1,500	16,000	30 1 0	" "	" "
280	" No. 13	"	10,000	15 0 0	.....	1,330	16,000	30 1 0	" "	" "
281	" No. 14	"	16,000	18 0 0	.....	1,150	16,000	30 1 0	" "	" "
282	" No. 15	"	16,000	18 0 0	.....	1,500	16,000	30 1 0	" "	" "

No. in Run Register.	Run.	Lessee.	Estimated area under existing tenure.	Present annual rental.	Estimated grazing capabilities in an unimproved state.		Estimated area under original tenure.	Old rental and assessment.	Date of commencement of present tenure.	Term of tenure.
					Cattle.	Sheep.				
		DISTRICT OF WARREGO—*continued.*	acres	£ s. d.			acres	£ s. d.		
283	Warrego, No. 16	A. & A. C. Wilson	12,000	18 0 0	.....	1,150	16,000	30 1 0	1 Jan., 1872	31 Dec., 1876.
288	Woolla Woolla Back Run	J. T. Smith	32,000	15 0 0	No	report	.....	.....	1 Oct., „	30 Sept., 1877.
289	East Bogan, No. 10	W. & T. Richardson	17,000	55 0 0	.....	4,000	.....	.....	1 Jan., 1873	31 Dec., 1877.
290	„ No. 11	„	17,920	50 0 0	.....	4,000	.....	.....	„ „	„ „
291	„ No. 12	„	21,000	33 0 0	.....	6,000	.....	.....	„ 1875	„ 1879.
292	„ No. 13	„	23,500	55 0 0	.....	4,000	.....	.....	„ 1873	31 Dec., 1877.
293	„ No. 14	R. Trudgett	24,000	43 0 0	.....	4,000	.....	.....	„ „	„ „
294	„ No. 26	Late R. Towns & A. Stuart	18,640	40 0 0	.....	3,000	.....	.....	„ „	„ „
295	West Bogan, No. 10	Australian Joint Stock Bank	48,500	50 0 0	650	.....	.....	.....	„ 1876	„ 1880.
296	„ No. 11	W. & T. Richardson	48,500	50 0 0	... ..	4,000	.....	.....	„ „	„ „
297	„ No. 12	„	43,500	20 0 0	.....	6,000	.....	.....	„ 1875	„ 1879.
298	„ No. 13	William Kite	43,000	41 0 0	600	.....	.....	.....	„ „	„ „
299	„ No. 14	„	44,500	65 0 0	800	.....	.....	.....	„ 1876	„ 1880.
300	„ No. 15	„	45,500	65 0 0	800	.....	.....	.....	„ „	„ „
301	„ No. 18	„	34,570	36 0 0	600	.....	.....	.....	„ 1875	„ 1879.
302	„ No. 19	F. H. Randall	24,280	45 0 0	700	.....	.....	.....	„ 1874	„ 1878.
303	„ No. 27	Late R. Towns & A. Stuart	53,000	60 0 0	.....	4,000	.....	.....	„ 1875	„ 1879.
304	„ No. 28	„	17,000	25 0 0	.....	2,000	.....	.....	„ „	„ „
305	„ No. 29	The Commercial Banking Company	39,000	56 0 0	.....	3,000	.....	.....	„ 1876	„ 1880.
306	Milrea Minor	C. S. Capp	23,000	35 0 0	.....	2,000	.....	.....	„ 1873	„ 1877.
307	Manwanga	G. Armytage	36,180	90 0 0	.....	6,000	.....	.....	„ 1875	„ 1879.
308	Jandra	„	35,000	64 0 0	.....	5,000	.....	.....	„ 1873	„ 1877.
309	Banga	„	26,180	70 0 0	.....	4,000	.....	.....	„ 1875	„ 1879.
310	Lower Dunlops Range	J. Blackwood & C. Ibbotson	36,320	50 0 0	.....	4,000	.....	.....	„ „	„ „
311	Upper Dunlops Range	„	43,200	40 0 0	.....	3,500	.....	.....	„ 1872	„ 1876.
312	East Imbergee	W. J. Forrester	32,000	40 0 0	.....	3,000	.....	.....	„ 1873	„ 1877.
313	West Warrego, No. 15	Late R. Towns & A. Stuart	34,000	27 0 0	.....	3,000	.....	.....	„ 1874	„ 1878.
314	„ No. 16	„	17,600	26 0 0	.....	2,000	.....	.....	„ „	„ „
315	East Bogan, No. 15	Australian Joint Stock Bank	43,000	52 0 0	1,500	.....	.....	.....	„ „	„ „
320	West Warrego, No. 10	A. & A. C. Wilson	52,000	17 0 0	.....	2,000	.....	.....	„ „	„ „
321	„ No. 11	„	21,000	16 0 0	.....	2,000	.....	.....	„ „	„ „
322	„ No. 12	Late R. Towns & A. Stuart	29,500	45 0 0	.....	3,000	.....	.....	„ 1873	„ 1877.
323	„ No. 13	„	44,000	25 0 0	.....	1,330	.....	.....	„ 1874	„ 1878.
324	„ No. 14	„	50,500	26 0 0	.....	2,660	.....	.....	„ „	„ „
325	East Bogan, No. 25	„	10,880	25 0 0	.....	2,000	.....	.....	„ 1875	„ 1879.
326	Cawwell West	Bank of New South Wales	17,000	30 0 0	600	.....	.....	.....	„ 1874	„ 1878.
327	Bye	W. Medway	16,000	10 0 0	No	report	.....	.....	1 July, 1872	30 June, 1877.
328	Corenga	D. J. O'Neill	16,000	10 0 0	No	report	.....	.....	„ „	„ „
329	Bend	A. D. M'Leay & W. Beaumont	14,000	22 0 0	.....	2,000	.....	.....	1 Jan., 1875	31 Dec., 1879.
330	Pinegobla	J. W. Duff	12,000	30 0 0	.....	2,000	.....	.....	„ „	„ „
331	Border Run	Late R. Towns & A. Stuart	20,000	30 0 0	.....	2,500	.....	.....	„ 1873	„ 1877.
332	Georgy	J. B. Watt	11,500	28 0 0	.....	2,000	12,800	30 0 0	„ „	„ „
333	Glenariff, Block D	Susan E., & C. W. T. Brown & J. Vincent	64,000	10 0 0	No	report	.....	.....	1 July, 1872	30 June, „
334	„ Block E	„ „ „	64,000	10 0 0	No	report	.....	.....	„ „	„ „
335	„ Block F	„ „ „	56,000	10 0 0	No	report	.....	.....	„ „	„ „
336	„ Block G	„ „ „	56,000	10 0 0	No	report	.....	.....	„ „	„ „
337	„ Block H	„ „ „	56,000	10 0 0	No	report	.....	.....	„ „	„ „
338	Moco, Barungha, No. 6	Late R. Towns & A. Stuart	7,500	10 0 0	.....	1,000	.....	.....	1 Jan., 1873	31 Dec., „
343	Morven	J. B. W. & W. O. Gilchrist	23,000	42 0 0	.....	4,000	.....	.....	„ „	„ „
344	North Darling, Back Run No. 1	A. Stuart	52,000	25 0 0	No	report	.....	.....	1 April, 1873	31 Mar., 1878.
345	Extremity Back, No. 1	W. E. Sparke	25,000	25 0 0	.....	2,000	.....	.....	1 Jan., 1874	31 Dec., „
346	Lower Bogeira	G. W. Lord	21,500	28 0 0	.....	2,000	.....	.....	„ 1873	„ 1877.

1105

No. in Run Register.	Run.	Lessee.	Estimated area under existing tenure.	Present annual rental.	Estimated grazing capabilities in an unimproved state.		Estimated area under original tenure.	Old rental and assessment.	Date of commencement of present tenure.	Term of tenure.
					Cattle.	Sheep.				
		DISTRICT OF WARREGO—*continued.*								
			acres	£ s. d.			acres	£ s. d.		
347	North Darling Back Run, No. 17 ...	Catherine M'Kenzie	64,000	10 0 0	70	.....	.....	.....	1 Jan., 1874 ...	31 Dec., 1878.
348	„ No. 18 ...	„	80,000	10 0 0	70	.....	.....	.....	„ „ ...	„ „
349	„ No. 22 ...	„	60,000	10 0 0	70	.....	.....	.....	„ „ ...	„ „
350	Corongo Peak	James Gormly	64,000	10 0 0	No	report	.....	.....	1 July, 1872 ...	30 June, 1877.
351	„ Back	J. Cox	64,000	10 0 0	No	report	.....	.....	„ „ ...	„ „
352	„ East	J. Gormly & D. & J. J. Cox	52,000	10 0 0	No	report	.....	.....	„ „ ...	„ „
353	Back Corongo Peak East	J. F. Best	45,000	10 0 0	No	report	.....	.....	„ 1873 ...	„ 1878.
354	North Darling Back Run, No. 20 ...	Samuel Wilson	64,000	10 0 0	No	report	.....	.....	1 Jan., 1873 ...	31 Dec., 1877.
355	„ No. 21 ...	„	64,000	10 0 0	No	report	.....	.....	„ „ ...	„ „
356	Booda	The Commercial Banking Company	18,000	10 0 0	No	report	.....	.....	1 April, 1872 ...	31 Mar., 1877.
357	Doradilla	Thomas O'Brien	60,000	10 0 0	No	report	.....	.....	1 July, „ ...	30 June, „
358	Maroona	G. Armytage	44,800	15 0 0	.....	2,000	.....	.....	1 Jan., 1874 ...	31 Dec., 1878.
359	Malora	The Commercial Banking Company	60,000	10 0 0	No	report	.....	.....	1 April, 1872 ...	31 Mar., 1877.
360	Kiengal Back	Catherine M'Kenzie	21,000	15 0 0	160	.....	.....	.....	1 Jan., „ ...	31 Dec., 1876.
361	Byerawering Back	Bank of New South Wales	20,000	25 0 0	300	.....	Subdivision of	Langboyde Back, No. 1	„ „ ...	„ „
362	Booroondara	Joseph Becker	64,000	10 0 0	No	report	.....	.....	1 April, „ ...	31 Mar., 1877.
364	Back Kigwigil	Eliza Jane Glass	52,000	30 0 0	400	.....	.....	.....	1 Jan., 1874 ...	31 Dec., 1878.
365	Bogeira East, A	W. Taylor & A. D. Macleay	21,000	33 0 0	.....	3,000	16,000	30 0 0	„ „ ...	„ „
366	„ B	„	13,000	33 0 0	.....	3,000	16,000	30 0 0	„ „ ...	„ „
367	Boorroomma Back	G. A. & P. Mein	15,000	25 0 0	150	.....	.....	.....	„ „ ..	„ „
369	Collyworry Back Run	B. Richards	56,000	40 0 0	900	.....	.....	.....	„ „ ...	„ „
370	Combadery Back	W. E. Sparke	12,500	10 0 0	200	.....	.....	.....	„ „ ...	„ „
371	Diemunga	A. D. Macleay & W. Beaumont	20,000	16 0 0	.....	2,000	.....	.....	„ „ ...	„ „
372	Frederick's Land	Catherine M'Kenzie	8,000	10 0 0	200	.....	.....	.....	„ „ ...	„ „
373	Grawin Addendum	W. O. Gilchrist	25,500	25 0 0	300	.....	.....	.....	„ „ ...	„ „
374	Block C or Looden	J. B. Watt	36,000	35 0 0	.....	3,000	.....	.....	„ „ ...	„ „
375	Minna Back Block	Bank of New South Wales	16,000	13 10 0	.....	1,700	.....	.....	„ „ ...	„ „
376	Mundabah	G. W. Lord	6,400	18 0 0	.....	2,000	.....	.....	„ „ ...	„ „
377	Papperton Back	R. Logan	12,800	12 10 0	.....	1,600	.....	.....	„ „ ...	„ „
378	Plumbolah, No. 5	W. O. Gilchrist	17,000	14 0 0	No	report	.....	.....	„ „ ...	„ „
379	„ No. 6	„	12,000	10 0 0	.....	660	.....	.....	„ „ ...	„ „
380	„ No. 7	„	15,000	11 0 0	.....	500	.....	.....	„ „ ...	„ „
381	Terra Walka	John Eales	50,000	28 0 0	.....	3,000	.....	.....	„ „ ...	„ „
382	Ulah Back Run	C. Baldwin & W. Crowley	15,000	23 0 0	300	.....	.....	.....	„ „ ...	„ „
383	Umumbah West	Henry Rourke	11,250	25 0 0	.....	2,000	.....	.....	„ „ ...	„ „
384	Wee Warra	W. O. Gilchrist	20,480	17 0 0	.....	1,000	.....	.....	„ „ ...	„ „
385	West Bunnananna	J. B. Watt	17,000	35 0 0	.....	3,000	16,000	31 0 0	„ „ ...	„ „
386	Wilby Wilby Back Block	W. J. Forrester	15,000	15 10 0	.....	3,000	.....	.....	„ „ ...	„ „
387	Wilkie Plains	J. & C. Mackay	33,280	32 0 0	.....	3,000	.....	.....	* „ 1869 ...	„ 1873.
388	Booroondara South	T. Matthews	32,000	10 0 0	No	report	.....	.....	1 Oct., 1872 ...	30 Sept., 1877.
389	Buckwaroon	The Commercial Bank	64,000	10 0 0	No	report	.....	.....	„ „ ...	„ „
390	North Darling Back Run, No. 10 ...	Samuel Wilson	63,000	20 0 0	No	report	.....	.....	1 Jan., 1873 ...	31 Dec., 1877.
391	„ No. 16 ...	William Shearer	64,000	17 0 0	.....	1,250	.....	.....	„ 1876 ...	„ 1880.
392	Back Morella	Commercial Banking Company	27,000	16 0 0	.....	2,000	.....	.....	„ 1875 ...	„ 1879.
393	Bundabulla Back No. 2	John Eales	12,000	17 0 0	.....	2,000	.....	.....	„ „ ...	„ „
394	Bunnananna	Hon. G. W. Lord	18,000	42 0 0	.....	4,000	16,000	30 0 0	„ „ ...	„ „
395	Hermitage West	B. J. Raine	16,000	36 0 0	.....	6,000	16,000	25 15 0	„ „ ...	„ „
396	North Darling Back Run, No. 29 ...	Commercial Banking Company	64,000	30 0 0	.....	2,666	.....	.....	„ 1876 ...	„ 1880.
397	„ No. 30 ...	„	36,000	25 0 0	.....	2,333	.....	.....	„ „ ...	„ „
398	Back of Back Dunlop's Range	A. Moffatt & R. Brown	54,000	15 0 0	.....	1,000	.....	.....	„ „ ...	„ „
399	Balbinbinyed	Australian Joint Stock Bank	19,000	35 0 0	.....	3,000	19,000	30 0 0	„ „ ...	„ „
400	Imbergee	W. J. Forrester	19,000	45 0 0	.....	3,500	19,000	35 3 0	„ „ ...	„ „

* Now held from year to year at old rate pending appraisement which has been delayed in consequence of boundaries being disputed

No. in Run Register.	Run.	Lessee.	Estimated area under existing tenure.	Present annual rental.	Estimated grazing capabilities in an unimproved state.		Estimated area under original tenure.	Old rental and assessment.	Date of commencement of present tenure.	Term of tenure.
					Cattle.	Sheep.				
		DISTRICT OF WARREGO—*continued.*	acres	£ s. d.			acres	£ s. d.		
401	Moongoonoola	Commercial Banking Company	16,000	43 0 0	500	.....	19,000	32 0 0	1 Jan., 1876	31 Dec., 1880.
402	Wheeleereen	M'Kay & Cobb	16,000	40 0 0	600	.....	16,000	40 10 0	" "	" "
403	Yeranbah	Australian Joint Stock Bank	16,040	35 0 0	.....	3,000	19,000	31 0 0	" "	" "
404	Keirangundah	A. Moffatt & R. Brown	34,400	13 0 0	.....	750	.....	.....	" "	" "
405	Marwarre	J. Becker	36,400	10 0 0	No	report	.....	.....	1 April, 1871	31 Mar., 1876.
406	North Darling Back Run, No. 32	J. B. Watt	60,180	10 0 0	No	report	.....	.....	1 July, "	30 June, "
407	" No. 33	"	64,000	10 0 0	No	report	.....	.....	" "	" "
408	" No. 34	"	49,500	10 0 0	No	report	.....	.....	" "	" "
409	Back Dunlop's Range	A. Tobin	45,000	10 0 0	No	report	.....	.....	1 Oct., "	3 Sept., "
410	Polo	Hon. Sir John O'Shanassy	23,400	34 0 0	.....	2,500	32,000	64 0 0	1 Jan., 1872	31 Dec., "
411	Melbourne	"	67,800	20 0 0	No	report	16,000	32 0 0	1 April, "	31 Mar., 1877.
412	Aripilis	"	10,400	18 0 0	.....	1,500	16,000	32 0 0	1 Jan., "	31 Dec., 1876.
413	Bowra	"	19,000	30 0 0	.....	2,500	16,000	32 0 0	" "	" "
414	Boyong	"	17,600	25 0 0	.....	2,500	16,000	32 0 0	" "	" "
415	Gumhall	J. T. Smith	38,000	45 0 0	.....	4,000	32,000	41 1 0	" "	" "
416	Hermaden	R. Ridge	16,000	40 0 0	.....	3,700	16,000	33 10 0	" "	" "
417	Moodana	J. Rutherford, J. Wagner, & A. W. Robertson	32,000	55 0 0	.....	5,000	32,000	41 1 0	" "	" "
420	Peika	Hon. Sir John O'Shanassy	16,000	25 0 0	.....	2,500	16,000	32 0 0	" "	" "
421	Thuara West	The Bank of New South Wales	16,000	37 0 0	.....	3,500	16,000	32 10 0	" "	" "
422	Turree	J. B. Watt	16,000	35 0 0	.....	3,000	16,000	47 11 0	" "	" "
423	Upper Turree	"	14,000	30 0 0	.....	2,500	16,000	47 11 0	" "	" "
424	Willybingbone	P. Sullivan	16,000	35 0 0	.....	3,500	4,000	43 2 0	" "	" "
425	Willary West	The Bank of New South Wales	16,000	34 0 0	.....	3,200	16,000	40 0 0	" "	" "
426	Woolla Woolla	J. T. Smith	29,960	47 0 0	.....	4,000	32,000	50 0 0	" "	" "
427	Bunna Bunna	The Commercial Banking Company	16,000	40 0 0	400	.....	16,000	30 5 0	" "	" "
428	" West	Right Rev. William Tyrrell	16,000	36 5 0	350	.....	16,000	30 5 0	" "	" "
429	Back Booroomugga	D. J. O'Neill	64,000	10 0 0	No	report	.....	.....	1 July, 1872	30 June, 1877.
430	Back Coronga Peak West	John Cox	64,000	10 0 0	No	report	.....	.....	" "	" "
431	Back Gundabooka, A	D. J. O'Neill	64,000	10 0 0	No	report	.....	.....	" "	" "
432	" B	H. Coward	57,600	10 0 0	No	report	.....	.....	" "	" "
433	Booroomugga	D. J. O'Neill	64,000	10 0 0	No	report	.....	.....	" "	" "
434	" North	"	64,000	10 0 0	No	report	.....	.....	" "	" "
435	Back of Back Booroomugga	"	64,000	10 0 0	No	report	.....	.....	" "	" "
436	" East	"	40,000	10 0 0	No	report	.....	.....	" "	" "
437	Booroomugga, No. 1 West	"	64,000	10 0 0	No	report	.....	.....	" "	" "
438	Booroondara East	"	60,000	10 0 0	No	report	.....	.....	" "	" "
439	" Back	"	60,000	10 0 0	No	report	.....	.....	" "	" "
440	Buckwaroon East	"	60,000	10 0 0	No	report	.....	.....	" "	" "
441	" South	Owen Ryan	40,000	10 0 0	No	report	.....	.....	" "	" "
442	Curraweena	J. Davidson	64,000	10 0 0	No	report	.....	.....	" "	" "
443	" Back	"	64,000	10 0 0	No	report	.....	.....	" "	" "
443	" East	R. M'Intyre	64,000	10 0 0	No	report	.....	.....	" "	" "
445	Curraweena East Back	"	64,000	10 0 0	No	report	.....	.....	" "	" "
446	Moguilamba South, No. 1	D. J. O'Neill	45,000	10 0 0	No	report	.....	.....	" "	" "
447	North Darling Back Run, No. 28	A. Douglas & S. Young	64,000	20 0 0	No	report	.....	.....	1 Oct., "	30 Sept., "
448	Merrere	E. H. Woodhouse & F. R. Hume, jun.	32,000	10 0 0	No	report	.....	.....	" "	" "
449	" Back East	" "	64,000	10 0 0	No	report	.....	.....	" "	" "
450	Moguilamba	" "	64,000	10 0 0	No	report	.....	.....	" "	" "
451	" South	" "	64,000	10 0 0	No	report	.....	.....	" "	" "
452	Tindary or Merrere Back	" "	64,000	10 0 0	No	report	.....	.....	" "	" "
456	North Darling Back Run, No. 11	Samuel Wilson	63,000	10 0 0	No	report	.....	.....	1 Jan., 1873	31 Dec., "
457	" No. 12	"	50,000	10 0 0	No	report	.....	.....	" "	" "

No. in Run Register.	Run.	Lessee.	Estimated area under existing tenure.	Present annual rental.	Estimated grazing capabilities in an unimproved state.		Estimated area under original tenure.	Old rental and assessment.	Date of commencement of present tenure.	Term of tenure.
					Cattle.	Sheep.				
		DISTRICT OF WARREGO—*continued.*								
			acres	£ s. d.			acres	£ s. d.		
458	North Darling Back Run, No. 15 ...	Samuel Wilson	64,000	10 0 0	No	report	.....	.....	1 Jan., 1873 ...	31 Dec., 1877.
459	„ „ No. 24 ...	„	64,000	10 0 0	No	report	.....	.....	„ „ ...	„ „
460	„ „ No. 25 ...	„	64,000	10 0 0	No	report	.....	.....	„ „ ...	„ „
461	„ „ No. 26 ...	„	30,000	10 0 0	No	report	.....	.....	„ „ ...	„ „
462	Gumanaldy	Samuel Clift	20,000	23 0 0	430	.....	16,000	30 0 0	„ „ ...	„ „
463	Muckerawa Back	G. Forrester & J. F. & A. J. Doyle	22,500	15 10 0	No	report	Subdivision of	Wilby Wilby Back Block	„ 1874 ...	„ 1878.
464	Mulga, No. 4	J. F. Best	55,000	20 0 0	No	report	.....	.....	„ „ ...	„ „
465	Mount Grenfell, No. 2	M. Bevan	50,000	20 0 0	No	report	.....	.....	„ „ ...	„ „
466	Mulga, No. 3	F. Byrne & P. Claney	84,000	20 0 0	No	report	.....	.....	„ „ ...	„ „
467	„ No. 5	„	64,000	20 0 0	No	report	.....	.....	„ „ ...	„ „
468	„ No. 2	W. A. Evans & J. Smith	70,000	20 0 0	No	report	.....	.....	„ „ ...	„ „
469	„ No. 6	W. Medway	50,000	20 0 0	No	report	.....	.....	„ „ ...	„ „
471	„ No. 1	J. V., R. C. Cooper, & J. & J. S. Sands	60,000	20 0 0	No	report	.....	.....	1 July, 1874 ...	30 June, 1879.
472	Cobran Back	Thomas Hungerford	9,000	10 0 0	No	report	.....	.....	1 Jan., 1874 ...	31 Dec., 1878.
473	Back Booroomugga, No. 1 West ...	D. J. O'Neill	64,000	15 0 0	Nil	.....	Subdivision	of Frederick's Land	„ 1875 ...	„ 1879.
474	„ No. 2 West ...	„	64,000	15 0 0	Nil	.....	.....	.....	„ „ ...	„ „
475	Back of Back Booroomugga, No. 1 West ...	„	75,000	15 0 0	Nil	.....	.....	.....	„ „ ...	„ „
476	„ „ No. 2 West	„	80,000	15 0 0	Nil	.....	.....	.....	„ „ ...	„ „
477	Back Imbergee	W. J. Forrester	14,000	15 0 0	200	.....	.....	.....	„ „ ...	„ „
478	Buckwaroon Back, No. 2	F. R. Hume, junr.	80,000	20 0 0	Nil	.....	.....	.....	„ „ ...	„ „
479	Central Block A	„	64,000	15 0 0	Nil	.....	.....	.....	„ „ ...	„ „
480	Corner Run	„	90,000	15 0 0	Nil	.....	.....	.....	„ „ ...	„ „
486	Amphitheatre Range	E. H. Woodhouse & F. R. Hume, junr.	64,000	20 0 0	.....	1,500	.....	.....	„ 1876 ...	„ 1880.
	Back Booroomugga, No. 1 East	„ „	64,000	20 0 0	.....	2,000	.....	.....	„ „ ...	„ „
	„ No. 2 East	„ „	64,000	20 0 0	.....	2,000	.....	.....	„ „ ...	„ „
	Buckwaroon Back, No. 1	„ „	57,000	12 10 0	.....	1,750	.....	.....	„ „ ...	„ „
	Cawwell Back	W. Beaumont	8,000	30 10 0	No	report	.....	.....	„ „ ...	„ „
	Enterprise	J. B. Watt	16,000	16 0 0	.....	660	.....	.....	„ „ ...	Annul until appraised
	Glenariff Med Run	E. H. Woodhouse & F. R. Hume, junr.	53,000	20 0 0	.....	2,000	.....	.....	„ „ ...	31 Dec., 1880.
	Grawin South	Castle Mitchell	25,000	70 0 0	.....	1,500	.....	.....	„ „ ...	„ „
	Narran, No. 6	G. A. & P. Mein	13,000	20 0 0	150	.....	.....	.....	„ „ ...	„ „
	Booroomma Back, No. 2	„	20,000	30 0 0	250	.....	.....	.....	„ „ ...	„ „
	Booroomugga, No. 2 West	E. H. Woodhouse & F. R. Hume, junr.	64,000	12 10 0	.....	1,000	.....	.....	„ „ ...	„ „
	„ No. 1 East	„ „	64,000	20 0 0	.....	2,000	.....	.....	„ „ ...	„ „
	„ No. 2 East	„ „	64,000	20 0 0	.....	8,000	.....	.....	„ „ ...	„ „
	Outer Glenariff A	„ „	50,000	17 10 0	.....	1,500	.....	.....	„ „ ...	„ „
	„ B	„ „	64,000	20 0 0	.....	2,000	.....	.....	„ „ ...	„ „
	Robertson	Robert M'Intyre	22,000	20 0 0	.....	1,500	.....	.....	„ „ ...	„ „
	Terawah Swamp	G. A. & P. Mein	15,000	27 0 0	300	.....	.....	.....	„ „ ...	„ „
	Wilkie West	„	24,000	35 0 0	230	.....	.....	.....	„ „ ...	„ „
1a	North Dootheboy	J. Blackwood & C. Ibbotson	30,000	10 0 0	No	report	32,000	30 10 0	1 April, 1871 ...	31 Mar., 1876.
2	South „	„ „	30,000	10 0 0	No	report	32,000	30 10 0	„ „ ...	„ „
3a	Kerie Back Run, No. 1	„ „	33,200	15 0 0	.....	1,000	32,000	31 0 0	1 Jan., 1872 ...	31 Dec., „
4a	Back of Campadore	„ „	31,000	20 0 0	.....	1,500	31,000	32 0 0	„ „ ...	„ „
5	Back of Winbar	„ „	32,000	20 0 0	.....	1,300	32,000	32 0 0	„ „ ...	„ „
144	Rankin's Hill East, No. 4, block E	E. W. L. Morton	64,000	10 0 0	No	report	.....	.....	„ 1873 ...	„ 1877.
153a	„ „ No. 3, block A	„	64,000	10 0 0	No	report	.....	.....	„ „ ...	„ „
155a	„ „ No. 3, block B	„	64,000	10 0 0	No	report	.....	.....	„ 1874 ...	„ 1878.
156	„ „ No. 3, block C	John Kelly	64,000	10 0 0	.....	1,500	.....	.....	„ „ ...	„ „
162a	Mount Derinna	A. Tobin & C. Henderson	56,800	20 0 0	.....	2,000	.....	.....	„ „ ...	„ „
190	Cumbedore	J. Blackwood & C. Ibbotson	27,130	70 0 0	.....	4,500	32,000	35 0 0	„ 1875 ...	„ 1879.
209	Kerie	„	31,000	71 0 0	.....	5,000	32,000	30 0 0	„ „ ...	„ „

No. in Run Register.	Run.	Lessee.	Estimated area under existing tenure.	Present annual rental.	Estimated grazing capabilities in an unimproved state.		Estimated area under original tenure.	Old rental and assessment.	Date of commencement of present tenure.	Term of tenure.
					Cattle.	Sheep.				
		DISTRICT OF WARREGO—*continued.*	acres	£ s. d.			acres	£ s. d.		
280	Winbar	J. Blackwood & C. Ibbotson	31,000	77 0 0	.....	5,000	32,000	40 0 0	1 Jan., 1875	31 Dec., 1879.
341	Rankin's Hill, No. 2, Block E	T. Murray	59,000	10 0 0	Never	appraised	.....	.....	1 April, 1872	31 Mar., 1877.
373	„ „ „ C	„ „	24,000	10 0 0	No	report.	.....	.....	1 July, „	30 June, „
425	„ „ „ D	A. Tobin	60,000	10 0 0	No	report.	.....	.....	1 Oct., „	30 Sept., „
424	„ „ „ B	„	18,000	10 0 0	No	report.	.....	.....	„ „	„ „
493/3	Moongulla West	Thomas Sullivan	40,000	31 0 0	No	report.	.....	.....	„ 1875	Annual until appraised.
473	Total No. of Runs.	Total	15,588,604	14,216 8 4	56,400	593,369	4,575,680	8,726 13 5		
		DISTRICT OF WELLINGTON.								
1	West Bogan, No. 4	W. W. & T. L. Richardson	45,000	35 0 0	.....	6,000	45,000	70 0 0	1 Jan., 1876	31 Dec., 1880.
2	„ No. 5	„ „	47,000	39 0 0	500	.....	47,000	75 0 0	1 Jan., 1873	„ 1877.
3	Eulagilma	„ „	27,000	65 0 0	.....	6,000	30,000	138 6 8	„ „	„ „
4	Cookamimboin	„ „	25,000	40 0 0	.....	5,000	28,000	124 12 4	„ „	„ „
5	East Bogan, No. 9	„ „	18,000	35 0 0	.....	4,000	20,000	160 0 0	„ „	„ „
6	Carlsron	A. Hinchcliffe	1,000	10 0 0	25	.....	2,000	30 0 0	„ 1874	„ 1878.
7	Trundle	Hon. J. G. Francis	16,000	35 0 0	.....	3,500	16,000	30 0 0	„ „	„ „
8	South Byong	„	17,500	32 0 0	.....	3,500	16,000	30 5 6	„ „	„ „
9	Sebastopol	„	16,000	30 0 0	.....	3,000	16,000	30 5 6	„ „	„ „
10	Kurrajong Hill	„	16,000	30 0 0	.....	3,000	16,000	30 5 6	„ „	„ „
11	Charley's Yard	„	20,000	40 0 0	.....	4,000	16,000	30 5 6	„ „	„ „
12	East Bogan, No. 1	J. Brown	18,000	50 0 0	.....	4,000	18,500	130 0 0	„ „	„ „
13	Ulouri	A. Dight & J. Yeomans	16,000	32 0 0	450	.....	16,000	32 0 0	„ „	„ „
14	Back Ulouri	„	16,000	30 0 0	350	.....	16,000	30 0 0	„ „	„ „
15	Ginge	„	16,000	32 0 0	450	.....	16,000	30 0 0	„ „	„ „
16	Back Ginge	„	16,000	30 0 0	400	.....	16,000	30 0 0	„ „	„ „
17	Back Willoi	„	16,000	32 15 0	450	.....	16,000	32 15 0	„ „	„ „
18	Pentagon	The Bank of New South Wales	25,000	60 0 0	.....	6,000	20,000	31 1 0	„ „	„ „
19	Morbella West	J. Rutherford, W. B. Bradley, W. F. Whitney, & W. R. Hall	16,000	35 0 0	400	.....	16,000	30 1 0	„ „	„ „
20	Woollagoola West	„ „	16,000	35 0 0	400	.....	16,000	30 1 0	„ „	„ „
21	Tyrie	Late F. Martel	18,000	30 0 0	.....	3,000	16,000	31 1 0	„ „	„ „
22	Back Tyrie	„	16,000	25 0 0	400	.....	16,000	31 1 0	„ „	„ „
23	Back of Dandaloo	„	15,500	25 0 0	400	.....	16,000	31 1 0	„ „	„ „
24	Camp Hole	R. Goldsborough & H. Parker	16,000	25 0 0	.....	2,000	16,000	30 10 0	„ „	„ „
25	Back Tabratong West	A. G. Jones	16,000	20 0 0	.....	1,500	16,000	30 10 0	„ „	„ „
26	Back of Terangan	J. & G. Lee	16,000	30 0 0	.....	2,500	16,000	30 5 0	„ „	„ „
27	Murrabuga	Mary Keenan	14,000	37 10 0	400	.....	16,000	50 10 0	„ 1875	„ 1879.
28	Back Cookandoon	Ryrie & Alexander	16,000	37 10 0	.....	2,500	16,000	30 0 0	„ „	„ „
29	Cookermuggerin	„	7,000	40 0 0	.....	2,500	16,000	30 0 0	„ „	„ „
30	Cattle Waterhole South	The Commercial Banking Company	23,000	45 0 0	.....	4,000	.....	.....	„ „	„ „
31	Lankey's Plains or Duck Holes	„	17,000	35 0 0	500	.....	17,280	31 2 6	„ „	„ „
32	Back Lower Mudall	John Brown	16,000	15 0 0	Unavailable except in wet seasons		16,000	30 4 0	„ 1876	„ 1880.
33	Myall Cowall	John Balfe	21,000	32 10 0	500	.....	16,000	30 10 0	„ 1875	„ 1879.
34	Back Run of Upper Muddall South	John Brown	18,000	24 0 0	.....	2,000	16,000	30 0 0	„ 1876	„ 1880.
35	Back Run of Upper Bugabuda	John Balfe	20,000	25 0 0	400	.....	16,000	30 0 0	„ 1875	„ 1879.
36	Back Boomargril	John Brown	14,500	26 0 0	.....	2,500	16,000	30 0 0	„ 1876	„ 1880.
37	Belar Cowell	„	12,800	20 0 0	.....	4,000	16,000	30 0 0	„ „	„ „
38	Ruby	„	16,000	15 0 0	.....	4,000	16,000	30 0 0	„ 1875	„ 1879.
39	Mulla Mulla	„	16,000	20 0 0	300	.....	16,000	30 0 0	„ „	„ „
40	Back Nyingan	„	16,000	17 0 0	.....	3,000	16,000	31 1 6	„ „	„ „

No. in Run Register.	Run.	Lessee.	Estimated area under existing tenure.	Present annual rental.	Estimated grazing capabilities in an unimproved state.		Estimated area under original tenure.	Old rental and assessment.	Date of comencement of present tenure.	Term of tenure.
					Cattle.	Sheep.				
		DISTRICT OF WELLINGTON—*continued.*								
			acres	£ s. d.			acres	£ s. d.		
41	Outer Back Mullah	The Commercial Banking Co.	8,000	17 10 0	.....	1,000	16,000	30 5 0	1 Jan., 1875	31 Dec., 1879.
42	Tumberrabungin Back Run, No. 1	D. M'Killop	20,000	30 0 0	.....	2,500	16,000	32 10 0	" "	" "
43	" No. 2	"	20,000	30 0 0	.....	2,500	16,000	32 10 0	" "	" "
44	Cremone	T. Baird	12,500	25 0 0	.....	2,000	16,000	32 10 0	" "	" "
45	Cremone No. 2	"	12,500	25 0 0	.....	2,000	16,000	32 10 0	" "	" "
46	Lower Cudgeldrie	The Commercial Banking Co.	12,000	25 0 0	.....	1,500	16,000	30 0 0	" "	" "
47	Back Derribong	A. T. Kerr	16,000	32 10 0	400	.....	16,000	35 0 0	" "	" "
48	Limestone Plains	G. & J. Palmer	20,000	40 0 0	600	.....	.....	.....	" "	" "
49	Back Mullah	The Commercial Banking Co.	12,000	29 0 0	.....	2,000	16,000	30 5 0	" "	" "
50	New Gunningbah Block, No. 1	"	16,000	30 0 0	.....	2,500	16,000	30 0 0	" "	" "
51	New Mundrabah	"	20,000	30 0 0	.....	2,500	16,000	30 0 0	" "	" "
52	Derri Derri	J. A. Gardiner	32,000	50 0 0	800	.....	16,000	31 1 0	" "	" "
53	Mumbrumbah Block, No. 2	The Commercial Banking Co.	16,000	30 0 0	.....	2,500	16,000	30 0 0	" "	" "
54	Hermitage Plains, Block U	John Brown	56,000	23 0 0	Unavailable except in wet seasons		64,000	30 12 6	" 1876	1880.
55	Mullingudgery South	A. Ferguson	12,000	30 0 0	.....	2,500	16,000	30 0 0	" 1875	1879.
56	East Bogan, No. 2	W. & T. Richardson	32,000	75 0 0	.....	9,000	37,000	480 0 0	" "	" "
57	Badjerribong	Hon. J. G. Francis	28,000	110 0 0	.....	7,000	27,000	60 0 0	" 1876	1880.
58	Baker's Swamp	A. Ferguson	1,215	10 0 0	.....	100	6,400	40 0 0	" "	" "
59	Bulderudgera	D. Ramsay	50,300	32 10 0	.....	20,000	51,200	60 0 0	" "	" "
60	Bangaroo	D. J. O'Neill	12,800	20 0 0	No	report	15,620	40 0 0	1 July, 1874	30 June, 1879.
61	Barrabadeen	J. N. Gilmour	9,600	10 0 0	.....	1,000	9,600	30 0 0	1 Jan., 1873	31 Dec., 1877.
62	Bartley's Creek	Thomas Tom	31,283	35 0 0	.....	4,000	32,000	40 0 0	" 1876	1880.
63	Belubula	J. Grant, jun.	4,960	19 0 0	.....	1,500	10,000	40 0 0	" "	" "
64	Berewombenia	Hon. J. G. Francis	16,500	60 0 0	.....	4,000	16,000	61 17 6	" "	" "
65	Bilabung	B. Buchanan & H. Mort*	7,420	20 0 0	.....	2,000	8,000	40 0 0	" "	" "
66	Billabong East	W. Forlonge	100,000	20 0 0	.....	4,000	125,000	40 0 0	" "	" "
67	Blowclear	J. Watkins	18,000	45 0 0	700	.....	16,000	40 0 0	" "	" "
68	Borambill	W. H. Suttor	16,000	85 0 0	.....	6,000	16,000	40 0 0	" "	" "
69	Boree Nyrang	J. Smith	29,247	10 0 0	.....	800	66,560	150 0 0	" "	" "
70	Boree Nore	J. Smith	7,240	10 0 0	.....	800	12,000	21 5 0	" "	" "
71	Brogan Plains	J. Rawsthorne	16,000	55 0 0	500	.....	16,000	30 0 0	" "	" "
72	Brymedura and Memildru	The Trust and Agency Co. of Australasia (Limited)	81,800	70 0 0	.....	7,000	90,000	181 8 2	" "	" "
73	Buckinbah	Thomas M'Culloch	18,650	52 10 0	.....	7,000	25,000	63 15 0	" "	" "
74	Bugabogil	The Commercial Bank	15,252	36 0 0	.....	1,800	48,740	73 15 0	" "	" "
75	Burrawang	Hon. J. G. Francis	35,000	130 0 0	.....	8,000	35,200	31 17 6	" "	" "
76	Burrawong	Francis Lord	33,800	65 0 0	.....	8,000	40,000	61 0 0	" "	" "
77	Booralor, Ten-mile Creek	W. Forlonge	37,800	27 0 0	.....	8,000	38,000	60 0 0	" "	" "
78	Canomadine or Woolshed	The Mercantile Bank	28,800	45 0 0	.....	6,000	8,000	21 5 0	" "	" "
79	Cardington	J. M'Niven	18,272	26 0 0	.....	4,500	23,000	60 0 0	" "	" "
80	Cheeseman's Creek	J. Keenan	8,080	10 0 0	.....	900	8,000	32 10 0	" "	" "
81	Cobong	Reginald Dowling	37,680	48 0 0	.....	5,000	38,400	40 0 0	" "	" "
82	Condabalan	H. Ricketson	17,665	50 0 0	.....	3,600	25,600	50 0 0	" "	" "
83	Curra Creek	Thomas M'Culloch	7,640	21 0 0	.....	3,000	6,000	40 0 0	" "	" "
84	Coradgery	Bray & Palmer	25,000	90 0 0	.....	6,000	25,000	45 0 0	" "	" "
85	Currawobity	J. Rawsthorne	.....	25 0 0	.....	.....	19,200	50 0 0	" "	" "
87	Davy's Plains	The Commercial Banking Co.	51,936	40 0 0	.....	4,000	64,000	181 17 6	" "	" "
88	Delga	Andrew Hinchcliffe	19,200	30 0 0	.....	4,000	19,200	40 0 0	" "	" "
89	Dullunty Plains	Hon. J. G. Francis	16,000	50 0 0	.....	5,000	16,000	40 0 0	" "	" "
90	Yengoura or Eugoura	C. & J. M'Phillamy	47,198	117 10 0	.....	20,000	50,000	111 17 6	" "	" "
91	Eurimbala	E. Lord	18,680	30 0 0	.....	3,200	20,000	60 0 0	" "	" "
92	Fifteen-mile Waterhole	G. & J. Palmer	20,000	30 0 0	.....	3,000	18,000	26 10 0	" "	" "
93	Galway	Charles Icely	6,000	10 0 0	.....	1,000	6,000	40 0 0	" "	" "

* Parkes Gold Field on this run.

No. in Run Register.	Run.	Lessee.	Estimated area under existing tenure.	Present annual rental.	Estimated grazing capabilities in an unimproved state.		Estimated area under original tenure.	Old rental and assessment.	Date of commencement of present tenure.	Term of tenure.
					Cattle.	Sheep.				
		DISTRICT OF WELLINGTON—*continued.*								
			acres	£ s. d.			acres	£ s. d.		
94	Gamboola	J. Smith	17,600	10 0 0	.....	1,000	19,000	17 10 0	1 Jan., 1876	31 Dec., 1880.
96	Goimbla	Chas. Icely	15,540	25 0 0	.....	2,400	12,800	40 0 0	" "	" "
97	Gonoo	Francis Lord	29,560	60 0 0	.....	6,000	30,000	61 17 0	" "	" "
98	Grudgery	Hon. J. G. Francis	19,360	65 0 0	.....	3,200	22,000	80 0 0	" "	" "
99	Gulgo	The Commercial Banking Co.	19,175	60 0 0	700	.....	19,200	40 0 0	" "	" "
100	Gunning	Hon. J. G. Francis	17,500	70 0 0	.....	5,000	16,000	40 0 0	" "	" "
101	Gunningblan	"	16,880	50 0 0	.....	3,000	16,000	40 0 0	" "	" "
102	Kyargathur	The Commercial Banking Co.	24,850	125 0 0	1,300	.....	25,600	52 6 11	" "	" "
103	Little River	M. C. Machardy	24,900	25 0 0	.....	11,000	19,200	50 0 0	" "	" "
104	Loombah	G. & J. Bruce	12,720	22 0 0	.....	2,500	10,000	40 0 0	" "	" "
105	Manwanga	Hon. J. G. Francis	23,840	125 0 0	.....	8,000	16,000	80 0 0	" "	" "
106	Meadows	Late John Rorke	38,360	38 0 0	.....	6,000	18,000	50 0 0	" "	" "
107	Mickybill	The Commercial Banking Co.	25,390	120 0 0	1,200	.....	25,600	42 16 3	" "	" "
108	Mogong	Edward Coady	2,184	15 0 0	.....	300	12,800	40 0 0	" "	" "
109	Molong Runs	Andrew Kerr	All withdrawn	10 0 0	.....	.....	16,000	19 7 6	" "	" "
110	Molong Swamp and Bob's Creek	Thos. Kite	2,150	10 0 0	.....	1,000	11,520	16 9 5	" "	" "
111	Molong, Nyrang	S. & J. Alexander	3,350	12 0 0	.....	1,100	5,760	17 10 0	" "	" "
112	Mulgathary	Hon. J. G. Francis	24,000	135 0 0	.....	9,000	25,000	60 0 0	" "	" "
113	Murrimderry	C. Macphillamy	19,260	40 0 0	.....	4,000	19,200	40 0 0	" "	" "
114	Nanima	J. S. Campbell	11,960	22 0 0	.....	2,000	16,000	40 0 0	" "	" "
115	Narradandarry	"	9,390	20 0 0	.....	2,000	7,000	40 0 0	" "	" "
116	Narroogal	J. Smith	10,000	20 0 0	.....	1,700	21,120	40 1 3	" "	" "
117	Nooary	R. M'Phillamy	*2,000	10 0 0	.....	1,000	8,000	40 0 0	" "	" "
118	Obella	G. T., T. B., G. H., & T. Hunt	26,500	65 0 0	.....	7,000	26,000	81 17 6	" "	" "
119	Springs	D. D. Baird	24,320	38 0 0	150	3,000	20,000	60 0 0	" "	" "
120	Tilga	E. Coady	2,686	15 0 0	.....	500	12,800	40 0 0	" "	" "
121	Tomingley	J. N. Gilmour	22,360	25 0 0	.....	4,000	22,400	40 0 0	" "	" "
122	Toogong	F. Jago Smith	34,070	37 10 0	.....	2,300	64,879	120 0 0	" 1873	" 1877.
123	Trajaree	J. S. Campbell	14,390	40 0 0	.....	4,000	22,400	40 0 0	" 1876	" 1880.
124	Timnee or Gorotherie	Thos. M'Culloch	18,650	30 0 0	.....	4,000	32,000	60 0 0	" "	" "
125	Wambanglang	E. H. Lane	20,950	45 0 0	.....	5,000	22,000	80 0 0	" "	" "
126	Wandoo Wanding	J. Strahorn	30,840	70 0 0	.....	8,000	45,000	70 0 0	" "	" "
127	Warraderry and St. Giles	J. Gallagher	40,000	25 0 0	.....	3,600	16,000	40 0 0	" "	" "
128	Waterholes	The Commercial Banking Co.	7,000	16 0 0	.....	2,000	8,000	40 0 0	" "	" "
129	Weiraguari	J. Draper	4,340	10 0 0	.....	500	10,000	40 0 0	" "	" "
130	West Cobong	Reginald Dowling	33,280	35 0 0	.....	4,000	30,000	35 0 0	" "	" "
131	Willondra	Charles Icely	21,760	40 0 0	.....	4,000	32,500	47 10 0	" "	" "
132	Woolawigny	Hon. J. G. Francis	5,600	35 0 0	.....	1,600	12,800	40 0 0	" "	" "
133	Yama	The Australian Joint Stock Bank	13,360	30 0 0	.....	3,500	16,000	40 0 0	" "	" "
134	Yallinderi	C. M'Phillamy	16,640	30 0 0	.....	3,400	19,200	40 0 0	" "	" "
135	Bald Hills or Mondadgery	J. Smith	3,737	10 0 0	.....	400	12,800	40 0 0	" "	" "
136	Ban Ban or Gannalgan	J. A. Gardiner	18,580	60 0 0	700	.....	19,200	47 10 0	" "	" "
137	Ban Ban	W. J. Chapman	31,800	70 0 0	750	.....	25,600	50 0 0	" "	" "
138	Boree Cabonne	J. Smith	3,660	10 0 0	.....	350	30,000	36 5 0	" "	" "
139	Bunglegumbie	M. C. Machardy	All withdrawn	10 0 0	.....	.....	15,000	40 0 0	" "	" "
140	Coolee or Beardina	A. Cruickshank	15,000	58 0 0	.....	4,000	16,000	42 16 3	" "	" "
141	Cullenburrawang	E. H. & J. B. Lane	17,000	30 0 0	.....	5,000	16,000	40 0 0	" "	" "
142	Camboogle Cambang	The Commercial Banking Co.	18,332	17 0 0	.....	1,200	19,000	50 0 0	" "	" "
143	Dooran	Ryrie & Alexander	12,210	45 0 0	.....	3,500	12,800	40 0 0	" "	" "
144	Dundullamal	T. Baird	9,000	20 0 0	.....	300	16,000	40 0 0	" "	" "
145	Ellengerah	J. A. Gardiner	12,600	45 0 0	500	.....	12,800	42 16 3	" "	" "
146	Eenaweena	Ryrie & Alexander	19,340	68 0 0	.....	5,500	16,000	40 0 0	" "	" "

* Nearly all occupied by Selectors.

No in Run Register.	Run.	Lessee.	Estimated area under existing tenure.	Present annual rental.	Estimated grazing capabilities in an unimproved state.		Estimated area under original tenure.	Old rental and assessment.	Date of commencement of present tenure.	Term of tenure.
					Cattle.	Sheep.				
		DISTRICT OF WELINGTON—*continued.*	acres	£ s. d.			acres	£ s. d.		
147	Belleringla or Garule Garule	T. Baird	27,520	96 0 0	1,150	.....	25,000	80 0 0	1 Jan., 1876...	31 Dec., 1880.
148	Gunnegaldra	The Commercial Banking Company	15,880	50 0 0	.....	3,500	15,000	40 0 0	„ „ ...	„ „
149	Old Gunningbar	„	15,100	52 0 0	.....	4,000	16,000	40 0 0	„ „ ...	„ „
150	Darobel	Ryrie & Alexander	13,080	50 0 0	.....	3,500	16,000	40 0 0	„ „ ...	„ „
151	Gunningbar (Wallah Wallah)	„	10,880	40 0 0	.....	3,000	16,000	40 0 0	„ „ ...	„ „
152	„ (Merryanbone)	Richard Hill	18,000	64 0 0	900	.....	16,000	40 0 0	„ „ ...	„ „
153	Minore	William Dugan	19 230	22 0 0	250	.....	16,000	42 16 3	„ 1873...	„ 1878.
154	Mount Foster	The Commercial Banking Company	25,300	70 0 0	1,000	.....	22,400	50 0 0	„ 1876...	„ 1880.
155	Mount Park (Euromedah)	Ryrie & Alexander	56,000	40 0 0	.....	6,000	32,000	50 0 0	„ „ ...	„ „
156	Mullah	The Commercial Banking Company	15,600	45 0 0	500	.....	19,200	42 16 3	„ „ ...	„ „
157	Mullingudgery	A. Ferguson	16,860	58 0 0	800	.....	16,000	40 0 0	„ „ ...	„ „
158	Mumblebone	The Commercial Banking Company	22,500	80 0 0	.....	6,000	16,000	50 0 0	„ „ ...	„ „
159	Narramine	J. Hughes & M. E. Maher	57,600	120 0 0	No	report	51,200	60 0 0	„ „ ...	„ „
160	Timberry Bungan	D. M'Killop	50,220	135 0 0	.....	13,000	50,000	111 17 6	„ „ ...	„ „
161	Trangi & Gowan	J. C. Ryrie	32,000	70 0 0	.....	7,000	19,200	40 0 0	„ „ ...	„ „
162	Upper Geraway	A. Cruickshank	16,000	70 0 0	1,000	.....	16,000	42 16 3	„ „ ...	„ „
163	Upper Gunningbar	The Commercial Banking Company	21,000	68 0 0	.....	6,000	16,000	30 0 0	„ „ ...	„ „
164	Walaba	E. H. & J. B. Lane	35,000	44 0 0	.....	5,000	35,000	56 17 6	„ „ ...	„ „
165	Warren	W. S. Chapman	26,000	80 0 0	.....	5,600	32,000	80 0 0	„ „ ...	„ „
166	Weemobah	J. C. Ryrie	28,610	90 0 0	.....	5,000	51,200	80 0 0	„ „ ...	„ „
167	Weatherwaugh	M. C. Machardy	75,000	15 0 0	.....	6,000	75,000	16 0 0	„ „ ...	„ „
168	Willandra	The Commercial Banking Company	23,440	35 0 0	.....	3,600	21,358	40 0 0	„ „ ...	„ „
169	Youningbill	A. Cruickshank	15,040	70 0 0	.....	4,500	16,000	42 16 3	„ „ ...	„ „
170	Yarralamboine	R. Hill	13,700	62 0 0	700	.....	16,000	42 16 3	„ „ ...	„ „
171	Adjoining Tabratong	J. & G. Lee	16,000	50 0 0	700	.....	16,000	40 0 0	„ „ ...	„ „
172	Bulgandramine	J. N. Gilmour	50,630	120 0 0	1,700	.....	51,200	61 17 6	„ „ ...	„ „
173	Bullock Creek	R., J., H., & W. Strahorn	16,000	30 0 0	.....	4,000	16,000	34 0 0	„ „ ...	„ „
174	Cookandoon	Ryrie & Alexander	22,600	80 0 0	.....	6,000	16,000	50 0 0	„ „ ...	„ „
175	Darouble East	John Brown	14,000	37 0 0	500	.....	16,000	30 0 0	„ „ ...	„ „
176	„ West	„	16,000	40 0 0	600	.....	16,000	30 0 0	„ „ ...	„ „
177	Draggy	R., J., H., & W. Strahorn	13,360	40 0 0	500	.....	16,000	32 0 0	„ „ ...	„ „
178	Genanigi	J. N. Gilmour	80,000	125 0 0	.....	12,000	76,800	92 16 3	„ „ ...	„ „
179	Gangary	The Commercial Banking Company	18,700	35 0 0	700	.....	16,000	30 0 0	„ „ ...	„ „
180	Gearey	D. M'Killop	2,285	12 0 0	.....	450	4,000	17 10 0	„ „ ...	„ „
181	Gennarin	J. N. Gilmour	16,000	35 0 0	.....	3,000	16,000	30 4 0	„ „ ...	„ „
182	Gradell	A. C. & A. Strahorn	25,280	84 0 0	.....	6,000	25,600	73 15 0	„ „ ...	„ „
183	Hermitage East	R. Ridge	19,960	37 10 0	600	.....	16,000	30 0 0	„ 1871*...	„ 1875.
184	Lower Canonba	J. Ashcroft	12,220	60 0 0	800	.....	16,000	30 16 8	„ 1876...	„ 1880.
185	Grahway	J. Rutherford, W. B. Bradley, W. F. Whitney, & W. R. Hall	15,440	62 0 0	900	.....	19,200	61 17 6	„ „ ...	„ „
186	Lower Peelogowarna	J. A. Gardiner	16,000	56 0 0	800	.....	16,000	30 0 0	„ „ ...	„ „
187	Mara Creek (on the)	J. Rutherford, W. B. Bradley, W. F. Whitney, & W. R. Hall	39,000	98 0 0	1,400	.....	16,000	42 10 0	„ „ ...	„ „
189	Nyingan East	C. M'Phillamy	16,000	44 0 0	600	.....	16,000	30 0 0	„ „ ...	„ „
190	„ West	Mary Monaghan	14,000	32 0 0	500	.....	16,000	34 4 0	„ „ ...	„ „
191	Opposite Derrybong	T. Harris	15,000	40 0 0	600	.....	16,000	32 0 0	„ „ ...	„ „
192	Tabratong	J. & G. Lee	15,000	50 0 0	700	.....	16,000	40 0 0	„ „ ...	„ „
193	Turribung	A. T. Kerr	49,680	132 0 0	2,000	.....	44,000	80 18 9	„ „ ...	„ „
194	The Oaks	R., H., J., & W. Strahorn	18,000	45 0 0	500	.....	16,000	25 0 0	„ „ ...	„ „
195	The Plains	J. Keenan	19,500	44 0 0	700	.....	16,000	34 0 0	„ „ ...	„ „
196	Upper Cannonba East	J. Ashcroft	14,625	60 0 0	650	.....	16,000	30 0 0	„ „ ...	„ „
197	„ West	J. Brown	15,060	64 0 0	.....	4,000	16,000	32 10 0	„ „ ...	„ „
198	Upper Mudall West	J. Balfe	16,500	38 0 0	600	.....	16,000	31 0 0	„ „ ...	„ „
199	Upper Weeli East	J. A. Gardiner	16,000	40 0 0	600	.....	16,000	24 0 0	„ „ ...	„ „
200	Waughgandary	J. Rutherford, W. B. Bradley, W. F. Whitney, & W. R. Hall	17,400	55 0 0	800	.....	16,000	30 0 0	„ „ ...	„ „

* Held at old rate from year to year pending receipt of appraisement.

No. in Run Register.	Run.	Lessee.	Estimated area under existing tenure.	Present annual rental.	Estimated grazing capabilities in an unimproved state.		Estimated area under original tenure.	Old rental and assessment.	Date of commencement of present tenure.	Term of tenure.
					Cattle.	Sheep.				
		DISTRICT OF WELLINGTON—*continued.*								
			acres	£ s. d.			acres.	£ s. d.		
201	Wallenbillen	Susannah Phillips	22,680	58 0 0	800	.....	16,000	42 16 3	1 Jan., 1876 ...	31 Dec., 1880.
202	Willie	R. Ridge	16,000	45 0 0	700	.....	16,000	42 16 3	„ „ ...	„ „
203	Wooliagoola	J. Rutherford, W. B. Bradley, W. F. Whitney, & W. R. Hall	13,500	30 0 0	500	.....	16,000	30 0 0	„ „ ...	„ „
204	Wundabungey including The Mole and Mullee.	„ „ „ „	30,000	97 0 0	1,400	.....	32,000	85 12 6	„ „ ...	„ „
205	Wyabray	A. Dight & J. Yeomans	37,000	120 0 0	2,000	.....	32,000	80 0 0	„ „ ...	„ „
206	Yhababbong	J. Brown	18,360	68 0 0	.....	5,000	16,000	36 0 0	„ „ ...	„ „
207	Yamba Yamba	J. K. Mackay	51,000	100 0 0	1,500	.....	24,000	30 0 0	„ „ ...	„ „
208	Willerie and Blowan	„	23,500	50 0 0	800	.....	16,000	60 0 0	„ „ ...	„ „
209	Lower Willi East	The City Bank	18,000	47 0 0	.....	3,500	16,000	35 5 0	„ „ ...	„ „
210	Cathundrill	J. C. Ryrie & J. Alexander	16,000	30 0 0	.....	7,000	16,000	30 0 0	„ „ ...	„ „
211	Back Grawhey	A. Cruickshank	23,000	55 0 0	900	.....	16,000	32 13 0	„ „ ...	„ „
212	Esperance	Jane Wild, Martha Kateen, & George Wood	12,000	50 0 0	700	.....	16,000	31 1 0	„ „ ...	„ „
213	Bugubada	The Commercial Banking Co.	17,600	28 0 0	400	.....	16,000	20 10 4	„ „ ...	„ „
214	Lower Mudall West	J. Brown	20,000	49 0 0	.....	3,500	16,000	31 4 0	„ „ ...	„ „
215	South Blowclear	The Commercial Bank	12,500	32 10 0	400	.....	16,000	30 0 0	„ 1872 ...	„ 1876.
216	Upper Dulhunty	Hon. J. G. Francis	20,000	37 10 0	.....	3,000	16,000	30 0 0	„ 1874 ...	„ 1878.
217	Babinda	R. Goldsborough & H. Parker	76,800	20 0 0	.....	2,000	.....	.....	.....	.....
218	Babinda North	T. Wright	45,000	10 0 0	No	report	90,000	30 0 0	1 July, 1872 ...	30 June, 1877.
219	Back Condobolin	H. Ricketson	57,000	50 0 0	450	.....	.....	.....	1 Jan., 1872 ...	31 Dec., 1876.
220	Back Lower Mudall West	J. Brown	32,000	30 0 0	300	.....	32,000	42 13 0	„ „ ...	„ „
221	Berchen Lagoon	R. Strahorn, J. Strahorn, jun., & H. & W. Strahorn	16,000	45 0 0	400	.....	16,000	30 0 0	„ „ ...	„ „
222	Blowclear West	F. W. H. & R. G. Treweeke	27,000	15 0 0	.....	4,000	.....	.....	„ 1876 ...	„ 1880.
223	Flanagan's Swamp East	The Commercial Banking Co.	45,000	22 10 0	200	.....	.....	.....	„ 1872 ...	„ 1876.
224	Geweroo	J. & T. Dalton	64,000	10 0 0	No	report	.....	.....	„ „ ...	„ „
225	Keenan's Corner	Sydney Close	20,000	22 10 0	400	.....	.....	.....	„ 1875 ...	„ 1879.
226	Lower Tabratong	Chas. Perks	16,000	30 0 0	350	.....	16,000	67 3 10	„ 1872 ...	„ 1876.
227	Miamely North	The Bank of New South Wales	64,000	30 0 0	.....	2,500	.....	.....	„ „ ...	„ „
228	Airedale	Edwin Brett	64,000	30 0 0	.....	2,500	.....	.....	„ „ ...	„ „
229	Boona East	Hugh Parker	64,000	30 0 0	.....	2,500	.....	.....	„ „ ...	„ „
230	Melrose Plains, Block D	T. & J. Tout	64,000	18 0 0	.....*	.....	.....	.....	„ „ ...	„ „
231	Miamely	The Bank of New South Wales	64,000	30 0 0	.....	2,500	.....	.....	„ „ ...	„ „
232	Melrose	Edwin Brett	64,000	30 0 0	.....	2,500	.....	.....	„ „ ...	„ „
233	Boona West	Henry Brown	78,000	25 0 0	.....*	.....	.....	.....	„ „ ...	„ „
234	Tinda	The Bank of New South Wales	60,000	10 0 0	.....	1,000	.....	.....	„ „ ...	„ „
235	Melrose South	Edwin Brett	60,000	10 0 0	.....	1,000	.....	.....	„ „ ...	„ „
236	New Bundaburra	Hon. J. G. Francis	51,000	40 0 0	.....	3,000	.....	.....	„ „ ...	„ „
237	North Burra Burra	A. G. Jones	64,000	45 0 0	.....	4,000	.....	.....	„ „ ...	„ „
238	Pange North	J. Brown	75,000	15 0 0	No	report	.....	.....	„ 1876 ...	„ 1880.
239	South Burra Burra	A. G. Jones	80,000	45 0 0	.....	4,000	.....	.....	„ 1872 ...	„ 1876.
240	The Troffs	T. R. Watt	100,000	60 0 0	.....	16,000	.....	.....	„ 1876 ...	„ 1880.
241	Wicklow, Block A	J. Brown	37,500	15 0 0	.....*	.....	.....	.....	„ „ ...	„ „
242	„ Block B	J. Calman	64,000	18 0 0	.....*	.....	.....	.....	„ „ ...	„ „
243	„ Block C	H. C. Wall	64,000	25 0 0	No	report	.....	.....	1 April, 1873 ...	31 Mar., 1878.
244	„ Block D	A. G. Jones	40,000	20 0 0	.....	2,000	.....	.....	1 Jan., 1872 ...	31 Dec., 1876.
245	Wharfedale	J. Balfe	41,600	10 0 0	No	report	.....	.....	„ „ ...	„ „
246	Mogille Plain	R. Goldsborough & H. Parker	64,000	30 0 0	.....	2,500	.....	.....	„ „ ...	„ „
247	Wicklow, Block H	J. & J. Clements	63,000	10 0 0	No	report	.....	.....	1 April, 1871 ...	31 Mar., 1876.
248	„ Block I	„	64,000	10 0 0	No	report	.....	.....	„ „ ...	„ „
249	Walker's Hill	F. R. Hume, jun.	64,000	20 0 0	No	report	.....	.....	„ 1872 ...	„ 1877.
250	Wicklow, Block K	The Bank of New South Wales	25,000	20 0 0	No	report	.....	.....	1 July, 1871 ...	30 June, 1876.
251	Mombile	„	45,000	20 0 0	No	report	.....	.....	1 Oct., 1871 ...	30 Sept., 1876.

* Unavailable except in wet seasons.

No. in Run Register.	Run.	Lessee.	Estimated area under existing tenure.	Present annual rental.	Estimated grazing capabilities in an unimproved state.		Estimated area under original tenure.	Old rental and assessment.	Date of commencement of present tenure.	Term of tenure.
					Cattle.	Sheep.				
		DISTRICT OF WELLINGTON—*continued.*	acres	£ s. d.			acres	£ s. d.		
252	Back Cagildry East	The Commercial Banking Company	24,000	25 0 0	.....	2,000	.....	.....	1 Jan., 1872	31 Dec., 1876.
253	Back Ganggarry	W. & T. C. Dickson	25,800	35 0 0	400	.....	.....	.....	„ „	„ „
254	Back Gobabla	Ryrie & Alexander	16,000	25 0 0	.....	2,500	16,000	31 0 0	„ „	„ „
255	Back Myall Camp North	J. Hughes & E. M. Maher	16,000	15 0 0	.....	4,000	16,000	30 0 0	„ 1876	„ 1880.
256	Back Willydah and Temoin	J. C. Ryrie	32,000	35 0 0	.....	4,000	.....	.....	„ 1872	„ 1876.
257	Back Woorebugha Cowell	J. Brown	16,000	27 10 0	.....	2,000	.....	.....	„ „	„ „
258	Baltaree	G. Woods	27,000	35 0 0	400	.....	.....	.....	„ „	„ „
259	Bloodsworth Plains	The Commercial Banking Company	17,000	15 0 0	.....	1,000	.....	.....	„ „	„ „
260	Boro	Ryrie & Alexander	16,000	25 0 0	.....	2,000	16,000	30 0 0	„ „	„ „
261	Brotherton's Plains	J. Brown	13,000	25 0 0	.....	2,000	.....	.....	„ „	„ „
262	Cowell Maryan	Ryrie & Alexander	16,000	27 10 0	.....	2,000	.....	.....	„ „	„ „
263	Enmore	H. R. C. Bird	25,000	30 0 0	300	.....	.....	.....	„ „	„ „
265	Glencoe	J. Keenan	16,000	25 0 0	.....	2,000	.....	.....	„ „	„ „
266	Haddonriggs	J. Hughes & E. M. Maher	30,000	40 0 0	380	.....	.....	.....	„ „	„ „
267	Morebella	J. Rutherford, W. B. Bradley, W. F. Whitney & W. R. Hall	17,600	45 0 0	.....	4,000	16,000	34 4 0	„ „	„ „
268	Mundadoo East	R. Ridge	14,400	35 0 0	600	.....	16,000	30 10 0	„ „	„ „
269	Never-tire	Ryrie & Alexander	16,000	27 10 0	.....	2,500	.....	.....	„ „	„ „
270	Outer Back Mulingudgery	A. Ferguson	10,000	20 0 0	.....	1,200	.....	.....	„ „	„ „
271	Outlet	R. J. H. & W. Strahorn	16,000	30 0 0	360	.....	14,000	30 0 0	„ „	„ „
272	Salisbury Plains Block D	W. & T. Dickson	15,980	25 0 0	400	.....	.....	.....	„ „	„ „
273	Trialgara	Jane Wild	17,000	25 0 0	200	.....	.....	.....	„ „	„ „
274	Wammerawah South	The Commercial Banking Company	12,600	35 0 0	400	.....	16,000	51 10 0	„ „	„ „
275	Weera East	Mary Keenan	15,000	32 0 0	.....	2,500	.....	.....	„ „	„ „
276	Womboin	J. A. Gardiner	42,000	32 0 0	400	.....	.....	.....	„ „	„ „
277	Emu Plains or Murdaa	H. Ricketson	26,000	31 10 0	.....	3,000	.....	.....	„ 1873	„ 1877.
278	Trundle East	Hon. J. G. Francis	16,000	30 0 0	.....	3,000	.....	.....	„ „	„ „
279	„ South	„	16,000	30 0 0	.....	3,000	.....	.....	„ „	„ „
280	„ Lagoon Back Run North	G. & J. Palmer	16,000	30 0 0	.....	3.000	.....	.....	„ 1874	„ 1878.
281	Burdenda	G. T., T. B., G. H., & T. Hunt	16,000	40 0 0	450	.....	.....	.....	„ 1873	„ 1877.
282	Cuddaldary	S. Crawford	16,000	35 0 0	400	.....	.....	.....	„ „	„ „
283	West Bogan No. 1	A. & D. Ferguson	46,960	40 0 0	300	.....	.....	.....	„ „	„ „
284	„ No. 2	The Commercial Banking Company	48,000	45 0 0	450	.....	.....	.....	„ „	„ „
285	„ No. 3	„	46,000	55 0 0	1,000	.....	.....	.....	„ 1875	„ 1879.
286	„ No. 7	W. W. and T. S. Richardson	44,500	50 0 0	600	.....	.....	.....	„ 1874	„ 1878.
287	„ No. 8	The Australian Joint Stock Bank	50,000	52 0 0	850	.....	.....	.....	„ 1876	„ 1880.
288	„ No. 9	Late E. S. Hall	48,500	58 0 0	900	.....	.....	.....	„ „	„ „
289	Centrebit	J. C. Ryrie & J. Alexander	12,800	30 0 0	.....	2,500	.....	.....	„ 1873	„ 1877.
290	Corses Courle	R. Strahorn	16,000	15 0 0	.....	1,500	.....	.....	„ „	„ „
291	Back Hermitage East	R. Ridge	22,700	45 0 0	.....	4,000	.....	.....	„ 1874	„ 1878.
292	Bumba	J. A. Gardiner	11,700	30 0 0	350	.....	.....	.....	„ „	„ „
294	Albert Waterhole	The Australian Joint Stock Bank	16,000	25 0 0	250	.....	.....	.....	„ „	„ „
295	West Bogan No. 6	Julius Caro	47,500	60 0 0	600	.....	.....	.....	„ 1875	„ 1879.
296	Jumble Plains Block F	A. G. Jones	64,000	50 0 0	.....	3,000	.....	.....	„ „	„ „
297	Upper Dulhunty Back Run	R. F. Horsley	8,820	20 0 0	150	.....	.....	.....	„ „	„ „
298	Tohna	J. N. Gilmour	16,000	22 10 0	300	.....	.....	.....	„ „	„ „
299	Curra	S. E. J. Close	16,000	16 0 0	200	.....	16,000	30 0 0	„ 1873	„ 1877.
300	Warge Rock	R., J., H., & W. Strahorn	18,000	20 0 0	.....	1,200	.....	.....	„ 1875	„ 1879.
301	Hermitage Plains, Block A 1	R. Goldsborough & H. Parker	64,000	15 0 0	*	.....	.....	.....	„ 1876	„ 1880.
302	„ Block Y	J. O'Mahoney	62,000	10 0 0	No	report	.....	.....	1 Oct., 1872	30 Sept., 1877.
303	„ Block Z	R. Goldsborough & H. Parker	75,000	10 0 0	*	.....	.....	.....	1 Jan., 1876	31 Dec., 1880.
304	Jumble Plains, Block A	A. G. Jones	96,000	60 0 0	.....	5,000	.....	.....	„ 1875	„ 1879.
305	„ Block C	A. T. Kerr	52,000	30 0 0	.....	2,500	.....	.....	„ 1874	„ 1878.

* Unavailable except in wet seasons.

No. in Run Register.	Run.	Lessee.	Estimated area under existing tenure.	Present annual rental.	Estimated grazing capabilities in an unimproved state.		Estimated area under original tenure.	Old rental and assessment.	Date of commencement of present tenure.	Term of tenure.
					Cattle.	Sheep.				
		DISTRICT OF WELLINGTON—*continued.*								
			acres	£ s. d.			acres	£ s. d.		
306	Jumble Plains, Block H	A. G. Jones	64,920	10 0 0	.....*	.....	.....	.....	1 Jan., 1876	31 Dec., 1880.
307	Cathundrill No. 2	Ryrie Bros.	32,000	35 0 0	.....	8,000	.....	.....	„ „	„ „
308	Tabratong West	G. T., T. B., G. H. & T. Hunt	9,200	21 0 0	.....	1,500	.....	.....	„ 1872	„ 1876.
309	Nelson	R., J., H. & W. Strahorn	16,000	30 0 0	.....	2,000	16,000	31 1 0	„ 1875	„ 1879.
310	Hermitage Plains, Block A, No. 2	Joseph Clements	59,000	10 0 0	No	report	.....	.....	1 July, 1872	30 June, 1877.
311	„ „ K	J. & J. S. Sands	53,000	10 0 0	No	report	.....	.....	1 Oct., „	30 Sept., „
312	„ „ L	„	64,000	10 0 0	No	report	.....	.....	„ „	„ „
313	„ „ M	William Frost	32,000	10 0 0	No	report	.....	.....	„ „	„ „
314	„ „ S	The Commercial Bank	75,000	10 0 0	No	report	.....	.....	1 July, 1871	30 June, 1876.
315	„ „ V	J. Brown	62,000	10 0 0	No	report	.....	.....	1 Oct., 1872	30 Sept., 1877.
316	„ „ H	J. & J. S. Sands	39,000	25 0 0	No	report	.....	.....	1 April, 1873	31 Mar., 1878.
317	„ „ J	„	64,000	10 0 0	No	report	.....	.....	1 Oct., 1872	30 Sept., 1877.
318	Upper Buggabudda	J. Balfe	14,000	35 0 0	500	.....	.....	.....	1 Jan., 1876	31 Dec., 1880.
319	Hermitage Plains, Block T	T. Monaghan	30,000	25 0 0	320	.....	.....	.....	„ 1873	„ 1877.
320	Back Yamma	John Newell, James Newell, jun., D. T. & M. B. Newell	15,960	23 0 0	500	.....	.....	.....	„ 1876	„ 1880.
321	Back Blowclear	J. Rosthorn	18,000	21 0 0	.....	5,000	.....	.....	„ „	„ „
322	Woodstock	Late Forant Martèle	30,000	10 0 0	200	.....	.....	.....	„ 1872	„ 1876.
323	Woodlands	The City Bank	30,000	10 0 0	200	.....	.....	.....	„ „	„ „
324	Back Daroubalgie	John Newell, James Newell, jun., D. T. & M. B. Newell	23,400	35 0 0	.....	4,000	.....	.....	„ „	„ „
325	Palisthan No. 2	B. Buchanan & H. Mort	112,000	35 0 0	300	.....	.....	.....	„ „	„ „
326	Gunningbland Back Station	Hon. J. G. Francis	16,000	30 0 0	.....	2,500	.....	.....	„ „	„ „
328	Darouble East Back	J. Brown	10,000	20 0 0	250	.....	.....	.....	„ „	„ „
329	Glenariff, Block C	Oliver Poplin	44,000	25 0 0	No	report	.....	.....	1 April, 1873	31 Mar., 1878.
330	Half-Moon Plain	Thos. Brown	6,500	22 0 0	.....	2,000	.....	.....	1 Jan., „	31 Dec., 1877.
331	Hermitage Plain, Block G	Oliver Poplin	28,800	25 0 0	No	report	.....	.....	1 April, „	31 Mar., 1878.
332	„ „ J	J. & J. S. Sands	48,000	10 0 0	No	report	.....	.....	1 Oct., 1872	30 Sept., 1877.
333	„ „ X	Sydney Close	32,000	11 0 0	100	.....	.....	.....	1 Jan., 1873	31 Dec., „
334	Glenariff, Block A	William Buist	64,000	10 0 0	No	report	.....	.....	1 Oct., 1872	30 Sept., „
335	Mungaree East	J. N. Gilmour	32,000	67 10 0	600	.....	70,000	80 0 0	1 Jan., 1876	31 Dec., 1880.
336	„ West	R. Strahorn, J. Strahorn, jun., W. & H. Strahorn	25,600	80 0 0	1,000	.....	Subdivision of Mungaree. See No. 335		„ „	„ „
337	Glenariff, Block B	W. Buist	64,000	10 0 0	No	report	.....	.....	1 Oct., 1872	30 Sept., 1877.
338	Gunning East	J. Rawsthorne	13,920	22 0 0	300	.....	.....	.....	1 Jan., 1874	31 Dec., 1878.
339	Esperance Back	Martha Caton	16,000	25 0 0	300	.....	.....	.....	„ 1872	„ 1876.
340	Upper Daroobalgie	The Australian Joint Stock Bank	3,680	10 0 0	.....	500	16,000	25 0 0	„ 1876	„ 1880.
341	Lower Daroobalgie	Mary Hibberson, Henry A. Maynard, & Jas. Nichol	4,116	15 0 0	.....	500	Subdivision of Daroubalgie. See No. 340		„ „	„ „
342	Duck Creek No. 17	The Bank of New South Wales	15,000	50 0 0	.....	4,000	16,000	70 0 0	„ 1874	„ 1878.
343	East Gunningbland	R. F. Horsley	16,500	35 0 0	450	.....	.....	.....	.....	.....
344	Gillinbine and Gobondry	Hon. J. G. Francis	16,000	30 0 0	.....	2,500	16,000	30 0 0	* „ „	„ „
345	Lower Carronba West	J. Brown	16,000	50 0 0	.....	4,000	16,000	35 1 0	„ „	„ „
346	Milpose	R. F. Horsley	21,000	40 0 0	500	.....	16,000	30 0 0	„ „	„ „
347	Reedy Waterhole	J. N. Gilmour	16,000	25 0 0	.....	2,000	16,000	30 0 0	„ „	„ „
348	Wallenbilling	„	16,000	45 0 0	450	.....	16,000	32 0 0	„ „	„ „
349	Warrigal	S. Smith	21,500	30 0 0	.....	2,500	25,000	30 0 0	„ „	„ „
350	North Kyargathur	The Commercial Banking Co.	17,000	13 0 0	100	.....	16,000	30 0 0	„ 1876	„ 1880.
351	North Mickybill	„	15,000	13 0 0	100	.....	16,000	30 0 0	„ „	„ „
352	Triangle	J. Brown	12,000	37 10 0	.....	3,000	.....	.....	„ 1875	„ 1879.
353	Back of Ellengerah	J. A. Gardiner	13,000	21 0 0	300	.....	16,000	31 0 0	„ 1876	„ 1880.
354	Beriarh	J. Rutherford, W. B. Bradley, W. F. Whiting, & W. R. Hall	1,400	10 0 0	.....	500	16,000	30 0 0	„ „	„ „
355	Brogan Plains Back Run	R. F. Horsley	18,950	30 0 0	800	.....	16,000	32 10 0	„ „	„ „
356	Colonel	W. W. & T. L. Richardson	9,800	27 0 0	.....	2,500	16,000	35 0 0	„ „	„ „
357	Cuddele	J. A. Gardiner & H. Kater	3,000	10 0 0	.....	800	16,000	30 0 0	„ „	„ „
358	Goolagoola	J. Rutherford, W. B. Bradley, W. F. Whiting, & W. R. Hall	16,000	42 0 0	600	.....	16,000	32 0 0	„ „	„ „

* Unavailable except in wet seasons.

No. in Run Register.	Run.	Lessee.	Estimated area under existing tenure.	Present annual rental.	Estimated grazing capabilities in an unimproved state.		Estimated area under original tenure.	Old rental and assessment.	Date of commencement of present tenure.	Term of tenure.
					Cattle.	Sheep.				
		DISTRICT OF WELLINGTON—*continued.*								
			acres	£ s. d.			acres	£ s. d.		
359	Gunninboar New Station	The Commercial Banking Company	13,500	30 0 0	600	.....	16,000	30 0 0	1st Jan., 1876...	31st Dec., 1880.
360	Myall Camp North	J. N. Gilmour	16,000	30 0 0	600	.....	16,000	30 0 0	" " ...	" "
361	Myall Camp South	"	16,000	30 0 0	600	.....	16,000	30 0 0	" " ...	" "
362	Nine Mile Waterhole	Late F. Martel	12,500	28 0 0	.....	2,000	16,000	32 0 0	" " ...	" "
363	Willa Mara Creek	J. Gardiner	15,200	40 0 0	600	.....	16,000	40 0 0	" " ...	" "
364	Willydah and Temoin	J. C. Ryrie	26,000	25 0 0	.....	6,000	16,000	30 0 0	" " ...	" "
365	Willoi	A. Dight & J. Yeomans	15,000	40 0 0	600	.....	16,000	30 10 0	" " ...	" "
366	Willoree	J. K. & C. B. Mackay	16,000	45 0 0	600	.....	16,000	30 0 0	" " ...	" "
367	Eugeldry	Late John Corse	12,000	32 0 0	400	.....	16,000	30 0 0	" " ...	" "
368	Tarrangan East	James Lee	16,000	42 0 0	600	.....	16,000	34 10 0	" " ...	" "
369	Chain of Ponds	G. T., T. B., G. H., & T. Hunt	4,500	10 0 0	.....	1,000	Subdivision of Timnee or		" " ...	" "
370	Gundy	Hon. Francis Lord	2,000	10 0 0	.....	1,000	Gorotherie old run No. 124.		" " ...	" "
371	Babathernile Creek	R. Goldsborough & H. Parker	16,000	20 0 0	300	.....	16,000	31 0 0	" 1872...	" 1876.
372	Back of adjoining Tabratong	J. & G. Lee	16,000	27 0 0	400	.....	16,000	30 5 0	" " ...	" "
373	Back of Garule Garule	T. Baird	13,000	30 0 0	.....	2,000	16,000	33 10 0	" " ...	" "
374	Back of Mumblebone	The Commercial Banking Company	21,500	33 0 0	.....	4,000	16,000	32 10 0	" " ...	" "
375	Back of Nevertire Plains	T. Baird	13,000	30 0 0	.....	2,000	16,000	33 10 0	" " ...	" "
376	Back of Tabratong	J. & G. Lee	15,000	27 0 0	400	.....	16,000	30 5 0	" " ...	" "
377	Back Run of Ballabon	R. Hill	14,500	25 0 0	400	.....	16,000	30 10 0	" " ...	" "
378	Back Run of Canalgun	J. A. Gardiner	16,000	22 0 0	350	.....	16,000	30 10 0	" " ...	" "
379	Bogie Plains North	J. Hughes & M. E. Maher	20,000	31 0 0	350	.....	16,000	30 10 6	" " ...	" "
380	Bogie Plains South	" "	20,000	31 0 0	350	.....	16,000	30 10 6	" " ...	" "
381	Booree Bogan	J. Keenan	12,000	30 0 0	.....	2,000	12,000	47 0 0	" " ...	" "
382	Buckinguy	Donald M'Phail, senr.	18,000	30 0 0	450	.....	16,000	32 0 0	" " ...	" "
383	Byong	Hon. J. G. Francis	16,000	37 10 0	.....	3,000	16,000	30 5 0	" " ...	" "
384	Coper	R. Ridge	28,000	50 0 0	.....	5,000	16,000	30 0 0	" " ...	" "
385	Cowell	Susannah Phillips	18,500	35 0 0	.....	3,000	16,000	31 1 0	" " ...	" "
386	Dandaloo	Late F. Martel	15,500	20 0 0	300	.....	16,000	75 0 0	" " ...	" "
387	Derrudong	Hon. J. G. Francis	16,000	12 10 0	.....	1,000	16,000	30 2 6	" " ...	" "
388	Doomside	A. T. Kerr	16,000	25 0 0	250	.....	16,000	30 0 0	" " ...	" "
389	Duck Creek, No. 12	W. R. & T. L. Richardson	16,000	50 0 0	.....	4,000	16,000	51 11 0	" " ...	" "
390	Duck Creek, No. 16	W. & T. Richardson	16,000	45 0 0	.....	4,000	16,000	51 11 0	" " ...	" "
391	East Draggy	R., J., H. & D. Strahorn	13,500	25 0 0	350	.....	16,000	32 10 0	" " ...	" "
392	Gum Swamp	J. Hughes & E. M. Maher	20,000	31 0 0	350	.....	16,000	30 10 0	" " ...	" "
393	Lower Mulgutherie	Hon. J. G. Francis	16,000	20 0 0	.....	2,000	16,000	30 0 0	" " ...	" "
394	Middle Field	T. Harris	15,000	30 0 0	300	.....	16,000	30 0 0	" " ...	" "
395	Mondado	R. Ridge	13,000	30 0 0	400	.....	16,000	30 10 0	" " ...	" "
396	Monomie Plain	Hon J. G. Francis	20,000	37 10 0	.....	3,000	16,000	30 5 0	" " ...	" "
397	Muddall	J. Brown	12,800	40 0 0	.....	3,000	16,000	70 0 0	" " ...	" "
398	New Meryanbone	R. Hill	16,600	25 0 0	400	.....	16,000	32 10 0	" " ...	" "
399	New Mount Foster	"	16,000	30 0 0	400	.....	16,000	30 0 0	" " ...	" "
400	Temoin	J. C. Ryrie	16,000	25 0 0	.....	2,000	16,000	30 0 0	" " ...	" "
401	Thuara	The Bank of New South Wales	16,000	30 0 0	400	.....	16,000	30 0 0	" " ...	" "
402	Tomingley North	J. N. Gilmour	16,000	25 0 0	350	.....	16,000	30 0 0	" " ...	" "
403	Triangle	A. Cruickshank	6,700	12 10 0	.....	1,000	16,000	30 0 0	" " ...	" "
404	Triangle A	J. Ashcroft	8,000	30 0 0	300	.....	.....	.....	.....	.....
405	Wagoo or Block 2	J. A. Gardiner	25,000	30 0 0	300	.....	16,000	30 0 0	" " ...	" "
406	Waterloo Plain	J. N. Gilmour	14,000	25 0 0	350	.....	16,000	31 1 0	" " ...	" "
407	Wellwood	A. T. Kerr	16,000	30 0 0	.....	2,500	16,000	30 0 0	" " ...	" "
408	Weridgera	G. Palmer	16,000	25 0 0	.....	2,000	16,000	32 0 0	" " ...	" "
409	Willary East	The Bank of New South Wales	12,500	32 0 0	400	.....	16,000	40 0 0	" " ...	" "

No. in Run Register.	Run.	Lessee.	Estimated area under existing tenure.	Present annual rental.	Estimated grazing capabilities in an unimproved state.		Estimated area under original tenure.	Old rental and assessment.	Date of commencement of present tenure.	Term of tenure.
					Cattle.	Sheep.				
		DISTRICT OF WELLINGTON—*continued.*								
			acres	£ s. d.			acres	£ s. d.		
410	Yarrandidgen	Late F. Martel	14,500	25 0 0	400	.....	16,000	60 0 0	1 Jan., 1872	31 Dec., 1876.
411	Yarrabundi	Hon. J. G. Francis	16,000	25 0 0	.....	2,000	16,000	32 0 0	„ „	„ „
412	Carlisle	R. Thornbury	29,000	21 0 0	No	report	.....	.....	1 July, 1872	30 June, 1877.
413	Greenock	J. M'Nichol, J. C. Wallace, T. S. Parker, & P. M'Killop	46,000	25 0 0	No	report	.....	.....	„ „	„ „
414	Mowablaa	D. M'Gregor	64,000	25 0 0	No	report	.....	.....	„ „	„ „
415	Codumble Range	G. & J. Bruce	10,160	18 0 0	.....	2,000	*.....	.....	1 Jan., 1876	31 Dec., 1880.
416	Mountain Run	Hon. J. G. Francis	17,000	46 15 0	.....	4,000	16,000	30 0 0	„ 1873	„ 1877.
417	Murrumboogie	The Commercial Banking Company	46,000	35 0 0	400	.....	.....	.....	„ „	„ „
418	Byong Hills	Hon. J. G. Francis	27,000	45 0 0	.....	4,000	.....	.....	„ 1874	„ 1878.
419	Duck Creek	The Bank of New South Wales	16,000	50 0 0	.....	4,000	16,000	31 0 0	„ „	„ „
420	Boomagril	J. Brown	10,500	30 0 0	.....	3,000	16,000	30 0 0	„ „	„ „
421	Wharfedale North	The Trust and Agency Company of Australasia, Limited	22,400	10 0 0	No	report	.....	.....	„ 1872	„ 1876.
422	New Babinda	T. Wright	45,000	10 0 0	No	report	†.....	.....	1 July, 1872	30 June, 1877.
414A	New Bumbaldry	The City Bank	46,000	15 0 0	No	report	.....	.....	1 Jan., 1876	31 Dec., 1880.
415A	Back Trundle East, North	J. N. Gilmour	45,000	30 0 0	Not yet	appraised	.....	.....	1 April, 1875	31 Mar., 1879.
416A	Mogong	Sydney E. Close	11,000	30 0 0	Not yet	appraised	.....	.....	1 July, 1875	30 June, 1879.
423	Billabong West	W. Forlonge	.....	15 0 0	Sub-division of old run, Billabong No. 66.				1 Jan., 1876	31 Dec., 1880.
420	No. of Runs.	Total	10,557,592	15,262 0 0	62,335	803,100	6,066,797	12,988 13 4		

* Subdivision of Timnee or Gorotherie old Run.—See No. 124. † Subdivision of Babinda North. No. 218.

NOTE.—In all cases where the original areas and old rents and assessments are not stated, the runs have been taken up since the Crown Lands Occupation Act of 1861 came into force.

SUMMARY.

District.	No. of Runs.	Estimated areas under existing tenures.	Present annual rental.	Average rental per acre under existing tenure.	Estimated grazing capabilities in an unimproved state.		Estimated areas under original tenures.	Old rental and assessment.	Average rental per acre under original tenure.
					Cattle.	Sheep.			
		Acres.	£ s. d.	Farthings.			Acres.	£ s. d.	Farthings.
Albert	681	35,510,170	17,117 19 4	·46	.....	981,250	5,584,640	3,585 18 0	·62
Bligh	385	6,857,300	13,618 18 0	1·91	68,610	771,970	6,059,091	12,684 16 7	2·
Clarence	104	2,831,605	4,607 10 0	1·56	134,550	.....	2,614,239	7,818 3 9	2·87
Darling	329	16,614,149	14,563 0 0	·84	2,900	636,300	6,836,780	8,250 1 0	1·16
Gwydir	167	5,803,363	10,614 0 0	1·76	97,814	505,850	5,131,940	9,291 1 0	1·74
Lachlan	620	20,574,353	30,529 0 0	1·42	19,820	1,367,745	13,869,957	19,124 2 2	1·32
Liverpool Plains	269	6,790,632	10,899 15 0	1·54	76,375	284,100	6,630,335	10,815 10 0	1·57
Macleay	24	339,065	374 0 0	1·06	7,100	.....	266,720	685 12 10	2·47
Monaro	224	3,047,636	5,434 15 0	1·71	92,370	318,310	3,547,760	9,308 12 7	2·2
Murrumbidgee	387	9,900,966	29,180 0 0	2·83	18,140	1,151,730	13,670,936	20,407 7 10	1·43
New England	171	4,806,166	9,788 12 0	1·96	125,950	609,800	5,795,751	15,376 3 11	2·55
Warrego	473	15,588,604	14,216 18 4	·88	56,400	593,369	4,575,680	8,726 13 5	1·83
Wellington	420	10,557,592	15,262 0 0	1·39	62,335	803,100	6,066,797	12,988 13 4	2·06
Grand Totals	4,254	139,221,601	176,205 17 8	1·22	762,364	8,023,524	80,650,626	139,062 16 5	1·66

Occupation of Lands,
Sydney, 14th March, 1876.

A. O. PRETIOUS,
Officer in charge, Occupation of Lands.

[2s. 6d.] 349—M Sydney: Thomas Richards, Government Printer.—1876.

1875–6.

LEGISLATIVE ASSEMBLY.

NEW SOUTH WALES.

CONDITIONAL PURCHASES.

(PARTICULARS OF, TO 31 MARCH, 1875.)

Ordered by the Legislative Assembly to be printed, 14 *January*, 1876.

RETURN to an *Order* made by the Honorable the Legislative Assembly of New South Wales, dated 30th April, 1875, That there be laid upon the Table of this House, a Return showing—

"(1.) The names of all Conditional Purchasers who have ceased to pay "interest upon the balance of the purchase money, from the passing of the "Lands Alienation Act to March 31, 1875.

"(2.) The acreage of each purchase.

"(3.) The District in which it is situated.

"(4.) Whether such purchases were forfeited or not at the date of this "Return."

(*Mr. Piddington.*)

SCHEDULE of Arrears of Interest on Conditional Purchases.—RECAPITULATION.

District.	Amount.	District.	Amount.	District.	Amount.
	£ s. d.		£ s. d.		£ s. d.
Albury	73 15 4	Grafton	49 7 8	Tenterfield	5 5 0
Armidale	93 17 0	Hartley	212 3 0	Tweed River	24 6 2
Bathurst	302 16 11	Inverell	94 9 0	Wagga Wagga	1,056 10 9
Bourke	27 14 6	Kiama	39 15 9	Walgett	7 1 11
Braidwood	101 18 8	Molong	27 3 9	Warialda	16 12 8
Burrowa	30 6 11	Mitchell	2 8 2	Wee Waa	31 12 3
Berrima	93 1 5	Moama	49 13 6	Wellington	28 12 8
Bega	363 18 10	Moruya	114 18 0	Windsor	14 8 6
Bombala	3 0 0	Maitland	5 11 5	Wingham	24 11 11
Cooma	194 1 1	Mudgee	84 2 9	Wollombi	33 13 8
Corowa	38 16 6	M'Leay River	536 1 10	Wollongong	23 3 6
Camden	2 17 3	Murrurundi	97 12 1	Yass	77 3 8
Campbelltown	8 8 9	Newcastle	18 1 7	Young	4 10 9
Coonabarabran	29 8 9	Oxley	23 1 0		
Carcoar	37 15 5	Orange	37 8 9		
Casino	21 15 9	Paterson	9 19 1		
Cassilis	55 7 10	Penrith	25 17 6	Balranald	.....
Cowra	23 1 10	Port Macquarie	13 14 5	Dungog	.....
Dubbo	72 15 0	Port Stephens	32 16 6	Grenfell	.....
Dowling	15 3 0	Queanbeyan	83 2 1	Liverpool	.....
Deniliquin	120 4 6	Rylstone	15 0 0	Muswellbrook	.....
Eden	41 8 0	Raymond Terrace	1 10 0	Parramatta	.....
Forbes	39 14 2	Scone	20 0 2	Sydney	.....
Gosford	16 0 4	Singleton	81 6 5	Wentworth	.....
Gundagai	46 7 6	Shoalhaven	10 6 3		
Glen Innes	60 13 5	Tamworth	38 7 0		
Gunnedah	57 2 0	Urana	5 7 9	GRAND TOTAL.....£	5,180 11 11
Goulburn	76 0 0	Tumut	6 2 5		

ARREARS OF INTEREST ON CONDITIONAL PURCHASES.

ALBURY DISTRICT.

Name of Conditional Purchaser, and Date of Selection.	Area.	Interest paid to	Amount of Interest due to 31 December, 1875.
	1866 a. r. p.		£ s. d.
M'Intyre John	19 April 100 0 0	31 Dec., 1874	3 15 0
Chapman George	17 May 320 0 0	„ „ „	12 0 0
	1868		
M'Intyre John	25 June 40 0 0	24 June, 1875	0 15 8
Ridley Wm.	16 July 40 0 0	15 July, 1875	0 14 0
Smith J. C.	13 Aug. 40 0 0	12 Aug., 1874	2 1 7
Seymour M.	15 Oct. 229 0 0	14 Oct., 1872	27 11 10
	1869		
M'Intyre John	15 July 120 0 0	14 July, 1875	2 1 11
Elms and Scott	9 Sept. 166 0 0	8 Sept., „	1 18 10
Pankhurst Richd.	7 Oct. 111 0 0	6 Oct., „	0 19 8
Douglass J. H. & C. H	21 „ 320 0 0	20 „ „	2 7 5
Williams A. C.	28 „ 100 0 0	27 „ „	0 13 4
„	28 „ 40 0 0	„ „ „	0 5 4
Long John	4 Nov. 109 2 0	3 Nov., „	0 13 0
	1870		
Wood Chas.	13 Oct. 40 0 0	12 Oct., „	0 6 7
Watenfiel Wm.	27 „ 132 0 0	26 „ „	0 17 10
Larkins Jos.	27 „ 320 0 0	„ „ „	2 3 5
Larkins James	27 „ 320 0 0	„ „ „	2 3 5
Jarrick Chr.	1 Dec. 66 2 0	30 Nov., „	0 4 3
Watson M. E.	1870 8 Dec., 50 0 0	7 Dec., 1875	0 2 5
Watson Saml	15 „ 40 0 0	14 Dec., „	0 1 4
Guest Richd.	15 „ 50 0 0	„ „ „	0 1 8
	1871		
Tipping Isaac	2 Feb. 40 0 0	1 Feb., „	1 7 4
Stewart John	20 April 40 0 0	31 Dec., 1874	1 10 0
Mitchell K. G.	20 July 50 0 0	19 July, 1875	0 17 0
Patteson A. M.	7 Dec. 160 0 0	6 Dec., „	0 8 2
	1872		
Heriot Scott	15 Feb. 40 0 0	Nothing paid	1 6 3
„	15 „ 40 0 0	„	1 6 3
„	15 „ 40 0 0	„	1 6 3
Post H. H.	22 „ 40 0 0	„	1 5 9
Post W. M.	„ „ 40 0 0	„	1 5 9
Heriott J. Elliott	14 „ 40 0 0	„	1 4 1
		Total.....£	73 15 4

ARMIDALE DISTRICT.

Name of Conditional Purchaser, and Date of Selection.	Area.	Interest paid to	Amount of Interest due to 31 December, 1875.
	1863		
Simpson A. W.	12 Nov. 150 0 0	31 Dec., 1874	5 12 6
	1864		
Hain Wm.	14 Jan. 50 0 0	„ „ „	1 15 0*
Pilcher G. de V.	24 Mar. 40 0 0	„ „ „	1 10 0
Foran Mary	21 April 40 0 0	21 April, 1875	1 1 0
	1865		
Dumaresq W. A.	9 Feb. 50 0 0	31 Dec., 1872	5 12 6
Simpson A. W.	16 Feb. 65 3 10	„ „ 1874	2 9 6
Bennett John	14 Dec. 43 1 0	14 „ 1875	0 1 2
	1867		
Ashenden Wm.	21 Mar. 40 0 0	31 „ 1873	3 0 0
Meehan John	25 April 68 0 0	„ „ 1872	7 13 0
Frazer A. D.	26 Sept. 40 0 0	„ „ 1874	1 10 0
	1868		
Clerk E. G., jr.	2 Jan. 40 0 0	„ „ „	1 10 0
Hain Wm.	20 Feb. 53 3 0	„ „ „	2 0 4
„	20 „ 50 0 0	„ „ „	1 17 6
Frazer A. D.	18 June 40 0 0	„ „ „	1 10 0
Maher James	31 Dec. 60 0 0	„ „ „	2 5 0
	1869		
Morse G. P.	18 Feb. 40 0 0	18 Feb., 1875	1 6 1
Perry T. G.	25 Feb. 40 0 0	25 „ 1873	4 5 6
Parkinson Thos.	25 Feb. 50 0 0	31 Dec., 1874	1 17 6
Gardiner, Mary	25 Feb. 40 0 0	25 Feb., 1875	1 5 6
Cook John	1869 3 June 42 0 0	31 Dec., 1874	1 11 6
Marsh M. H.	1 July 60 0 0	„ „ „	2 5 0
	1870		
„	6 Jan. 40 0 0	6 Jan., 1875	1 9 7
„	6 Jan. 40 0 0	„ „ „	1 9 7
Baldwin James, jr.	10 Feb. 40 0 0	10 Feb., 1874	2 16 9
Gill John	5 May 40 0 0	31 Dec., 1874	1 10 0
Betts George	9 June 80 0 0	„ „ 1873	6 0 0
Bath F. G.	30 June 50 0 0	„ „ 1874	1 17 6
Stevenson W. M.	7 July 45 1 0	7 July, 1875	0 16 6
Brien Cornelius	18 Aug. 50 0 0	Nil.	4 9 0
Russell John	17 Nov. 70 0 0	31 Dec., 1874	2 12 6
	1871		
Edmonds Wm., jr.	28 Sept. 240 0 0	Nil.	11 6 10
Menzies John	14 Dec. 320 0 0	13 Dec., 1875	0 11 10
? Gill S. T.			
	1872		
Moffitt Thos.	8 Feb. 100 0 0	Nil.	3 7 3
Jones George	7 Mar. 40 0 0	„	1 4 8
Betts George	21 Mar. 40 0 0	„	1 3 6
Starr David	28 Mar. 40 0 0	„	1 2 11
		Total.....£	93 17 0

* Instalment paid off.

BATHURST DISTRICT.

Name of Conditional Purchaser, and Date of Selection.	Area.	Interest paid to	Amount of Interest due to 31 December, 1875.
	1862		
Ainsworth & Davidson	7 Jan. 45 2 0	31 Dec., 1873	3 9 0
Scott Charles	7 „ 40 0 0	6 Jan., 1867	13 9 5
Donelly Henry	14 „ 40 0 0	31 Dec., 1874	1 10 0
Prosser Thomas	21 „ 40 0 0	20 Jan., 1866	14 18 4
Chew Geo. G.	25 Feb. 40 0 0	24 Feb., 1867	13 5 6
Quinn Henry	11 Mar. 100 0 0	10 Mar., 1870	21 16 0
Schumack Wm.	20 May 40 0 0	19 May, 1866	14 8 7
Cash James	25 Mar. 40 0 0	24 Mar., 1866	14 13 2
Hudson George	17 June 40 0 0	17 June, 1870	8 6 4
Quinn Henry	20 Nov. 100 0 0	31 Dec., 1869	22 10 0
	1863		
Chew George	29 Jan. 60 0 0	31 Dec., 1870	11 5 0
M'Quirk Danl.	19 Feb. 40 0 0	„ „ „	7 10 0
Brice Benj.	19 Mar. 38 1 0	18 Mar., 1867	12 12 6
Reed James	26 „ 40 0 0	31 Dec., 1870	7 10 0
Melton Henry	25 June 40 0 0	31 „ 1874	1 10 0
Simpson Wm.	2 July 40 0 0	1 July, 1868	11 5 0
Wright Fred.	30 „ 40 0 0	29 „ 1875	0 12 9
Ryan John	27 Aug. 40 0 0	31 Dec., 1874	1 10 0
Byrnes John	5 Nov. 60 0 0	„ „ 1871	9 0 0
	1864		
Kite George	3 Mar. 50 0 0	„ „ 1873	3 15 0
Nunan John, jr.	21 April 40 0 0	20 April, 1870	8 11 0
Nunan Jeremiah	21 „ 54 2 0	„ „ 1868	15 15 0
Keenan Michl.	21 July 40 0 0	31 Dec., 1874	1 10 0
Hodson J. B.	18 Aug. 40 0 0	„ „ 1871	6 0 0
Cahill Jane	3 Nov. 40 0 0	„ „ „	6 0 0
Quinn Henry	1865 25 May 40 0 0	24 May, 1870	8 8 3
	1866		
Palmer Christiana	15 Mar. 40 0 0	14 Mar., 1875	1 4 0
Murnane Ellen	23 Aug. 40 0 0	31 Dec., 1872	4 10 0
	1867		
Armstrong Henry	30 May 49 1 0	„ „ „	5 11 0
M'Intosh J. N.	8 Aug. 56 0 38	„ „ 1874	2 2 3
Dainty Wm.	14 Nov. 42 0 0	„ „ „	1 11 6
	1868		
Cahill John	27 Feb. 40 0 0	„ „ 1871	6 0 0
Gray Wm.	20 Aug. 40 0 0	„ „ 1872	4 10 0
„	3 Sept. 40 0 0	„ „ „	4 10 0
Purkis Wm.	29 Oct. 62 0 0	„ „ 1874	2 6 6
	1869		
Brien Henry	4 Feb. 40 0 0	„ „ 1872	4 10 0
Melton Wm.	4 Nov. 40 0 0	3 Nov., 1875	0 4 10
	1870		
Grasser Geo. J.	28 July 40 0 0	27 July, 1875	0 12 11
	1871		
Hall W. R.	28 Sept. 200 0 0	Nil.	18 18 0*
„	28 „ 40 0 0	Nil.	3 15 8*
	1872		
Jones J. W.	21 Mar. 50 0 0	Nil.	1 9 5
		Total.....£	302 16 11

* Mineral.

Name of Conditional Purchaser, and Date of Selection.	Area.	Interest paid to	Amount of Interest due to 31 December, 1875.	Name of Conditional Purchaser, and Date of Selection.	Area.	Interest paid to.	Amount of Interest due to 31 December, 1875.

BOURKE DISTRICT.

	1867	a.	r.	p.		£	s.	d.		1872	a.	r.	p.		£	s.	d.
Guiness C.	31 Jan.	40	0	0	31 Dec., 1872	4	10	0	Nancarrow, Nancarrow, Gibbs, &								
	1868								Connolly	1 Feb.	40	0	0	Nothing paid	2	14	11*
Picton R. W.	26 Mar.	40	0	0	25 Mar., „	5	13	2	Warren Chas.	22 Feb.	40	0	0	„	1	5	9
Lamph R. G.	11 June	40	0	0	10 June, 1875	0	16	9	Brady & O'Brien	7 Mar.	40	0	0	„	2	9	3*
	1869								Brady & M'Cabe	21 „	40	0	0	„	2	7	0*
Tobin & Henderson	1 July	40	0	0	31 Dec., 1874	1	10	0									
Reed James	16 Dec.	40	0	0	16 „ „	1	11	4						Total ... £	27	14	6
	1870																
Mungovan & Doohan	20 Jan.	40	0	0	31 „ „	1	10	0									
„ „	20 „	40	0	0	„ „ „	1	10	0									
Cox & Sandon, Trustees of the North Cobar Copper Co.	1871 25 May	40	0	0	24 May, 1875	1	16	4*									

* Mineral.

BRAIDWOOD DISTRICT.

	1862									1869							
Lupton Wm.	14 Jan.	40	0	0	13 Jan., 1875	1	9	0	Dowling Michl.	11 Mar.	40	0	0	10 Mar., 1873	4	4	4
Rutledge Thos.	14 „	98	0	0	„ „ 1874	7	4	6	M'Grath John	11 „	40	0	0	„ „ 1874	2	14	4
Smith Edwd.	7 „	40	0	0	6 „ 1875	1	9	6	M'Dowall Thomas.	1 April	80	0	0	31 Dec., 1874	3	0	0
Boland Wm.	22 April	50	0	0	31 Dec., 1866	16	17	6	Watt Jamrs	29 „	40	0	0	„ „ 1872	4	10	0
Dooley Joseph	2 Oct.	40	0	0	„ „ 1874	1	10	0	Butler J. M.	3 June	40	0	0	3 June, 1873	3	17	5
Cole Wm.	20 Nov.	40	0	0	„ „ „	1	10	0	Ryrie Alexr.	8 July	40	0	0	7 July, 1875	0	14	6
	1863								„ „	15 „	40	0	0	14 „ „	0	14	0
Coleman John	27 Aug.	40	0	0	„ „ „	1	10	0	Quirk Thomas	2 Sept.	40	0	0	1 Sept., „	0	9	11
	1864								Gann James	2 „	40	0	0	„ „ „	0	9	11
Holland W. L.	2 June	40	0	0	1 June, 1875	0	17	6	Malone Bart.	7 Oct.	49	0	0	6 Oct., „	0	8	6
	1865								Hassall & Roberts	21 „	40	0	0	21 „ „	0	5	11
Bowlan Geo., junr.	14 Sept.	40	0	0	13 Sept., 1875	0	9	0	Hush Ralph	21 „	40	0	0	21 „ 1874	1	15	11
Feeney Michael	9 Nov.	40	0	0	8 Nov., „	0	4	6	„	21 „	40	0	0	„ „ „	1	15	11
	1866								M'Dowall Thos.	16 Dec.	60	0	0	15 Dec., 1875	0	2	0
M'Carthy Wm.	15 Feb.	40	0	0	14 Feb., 1871	7	6	3	M'Dowall Wm.	16 „	40	0	0	„ „ „	0	1	4
Dempsey Corns	9 Aug.	40	0	0	8 Aug., 1875	0	12	0	Fell W. C.	16 „	40	0	0	„ „ „	0	1	4
Scott Wm., junr.	16 „	40	0	0	31 Dec., 1874	1	10	0		1870							
Commercial Bankg. Co.	30 „	100	0	0	29 Aug., 1875	1	5	6	Garnett Jane	13 Jan.	50	0	0	12 Jan., „	1	16	3
Barrett Denis	18 Oct.	46	0	0	31 Dec., 1874	1	14	6	Bassingthwaighte W., junr.	7 July	40	0	0	6 July, „	0	14	8
	1867								Roberts Peter	1 Sept.	40	0	0	31 Aug., „	0	10	0
Bassingthwaighte J. E.	9 May.	40	0	0	8 May, 1875	0	19	6	„	8 „	40	0	0	7 Sept., „	0	9	6
	1868								Hughes William	15 „	40	0	0	14 „ „	0	8	11
Commercial Bankg. Co.	23 April	60	0	0	22 April, 1875	1	11	2	Commercial Banking Company	15 „	40	0	0	14 „ „	0	8	11
Fell W. C.	14 May.	52	0	0	31 Dec., „	1	19	0	O'Brien Richd.	1 Dec.	40	0	0	30 Nov., „	0	2	6
Cooper J. V. & R. C.	4 June	40	0	0	3 June, „	2	7	4		1871							
Smith Jeremiah	30 July	40	0	0	29 July, „	2	2	9	Dempsey James	5 Oct.	40	0	0	4 Oct., 1875	0	7	3
M'Namara Ml.	15 Oct.	40	0	0	31 Dec., „	1	10	0	Cronin D.	19 „	40	0	0	13 „ „	0	6	1
Fairley Alex.	22 „	41	2	0	21 Oct., 1875	0	6	1									
Watt Andrew	12 Nov.	50	0	0	11 Nov., „	0	5	2									
Watt John	10 Dec.	44	0	0	9 Dec., „	1	15	0									
Hickey John.	17 „	50	0	0	16 „ „	3	16	6						Total.....£	101	18	8
Guinea D.	31 Dec.	50	0	0	Nothing paid.	9	7	0									

BURROWA DISTRICT.

	1862									1870							
Evans Henry	7 Jan.	40	0	0	6 Jan., 1875	1	9	6	Corcoran Cath.	22 Sept.	40	0	0	31 Dec., 1874	1	10	0
O'Keeffe Tim.	14 Aug.	40	0	0	31 Dec., 1869	9	0	0	Macansh W.	24 Nov.	40	0	0	„ „ „	1	10	0
	1864									1871							
O'Conner John	21 April	40	0	0	„ „ 1871	6	0	0	Corcoran Cath.	28 Sept.	104	3	0	„ „ „	3	18	7
	1866									1872							
Dwyer Honora	6 Sept.	40	0	0	5 Sept., 1875	0	9	8	Sawyer Joseph	7 Mar.	100	0	0	Nothing paid.	3	1	8
Corcoran Cath.	16 Aug.	40	0	0	31 Dec., 1874	1	10	0									
	1870																
Dwyer Dan.	23 June	50	0	0	„ „ „	1	17	6						Total.....£	30	6	11

BERRIMA DISTRICT.

	1864									1867							
Murray John J.	10 Mar.	40	0	0	9 Mar., 1868	11	14	6	Larkin M.	27 June	40	0	0	Nil.	8	5	6
	1866									1870							
Bond C. B.	8 Feb.	40	0	0	31 Dec., 1874	1	10	0	Tucker and Henning	28 July	40	0	0	Nil.	7	6	0*
Russell John	10 May.	40	0	0	„ „ „	1	10	0		1871							
Graham James	2 Aug.	40	0	0	„ „ 1873	3	0	0	Vance R. H.	10 Aug.	40	0	0	31 Dec., 1874	1	10	0
	1867									1872							
Finlayson D.	4 Apr.	107	0	0	„ „ 1872	12	0	9	Richards Thomas	7 Mar.	40	0	0	Nil.	1	4	8
Wood C. W.	11 „	200	0	0	„ „ „	22	10	0									
Wood James	11 „	200	0	0	„ „ „	22	10	0						Total ...£	93	1	5

* Mineral.

Name of Conditional Purchaser, and Date of Selection.	Area.	Interest paid to	Amount of Interest due to 31 December, 1875.
BEGA DISTRICT.			
	1862		£ s. d.
Black C. S.	7 Jan. 200 0 0	6 Jan, 1875	7 8 0
Haslingden Ed.	7 „ 320 0 0	31 Dec., 1873	24 0 0
Boller Frank	7 „ 80 0 0	„ „ 1874	3 0 0
O'Brien, Wm.	18 Mar. 132 0 0	„ „ 1873	9 18 0
Berne Georgina	20 May 60 0 0	„ „ 1874	2 5 0
O'Neil John	10 July 260 0 0	„ „ „	9 15 0
„ „	10 „ 60 0 0	„ „ „	2 5 0
Gowing Dl.	28 Aug. 100 0 0	„ „ „	3 15 0
Spence Arch.	18 Sep. 200 0 0	„ „ „	7 10 0
	1863		
Thomas Richard	1 Jan. 106 0 0	„ „ „	3 19 6
Gowing D.	8 „ 200 0 0	„ „ „	7 10 0
Spence Janet	22 „ 40 0 0	„ „ „	1 10 0
Heffernan Wm.	5 Feb. 320 0 0	„ „ „	12 0 0
„ D.	5 „ 84 0 0	„ „ „	3 3 0
Jauncey Jno.	12 „ 40 0 0	„ „ „	1 10 0
O'Neill John	30 Apr. 40 0 0	„ „ „	1 10 0
„ „	30 „ 40 0 0	„ „ „	1 10 0
McGregor J. S.	21 May 100 0 0	„ „ 1873	7 10 0
„ Wm.	21 „ 40 0 0	„ „ „	3 0 0
Gowing Margaret	4 June 50 0 0	„ „ 1874	1 17 6*
Berne Fred.	18 „ 40 0 0	„ „ „	1 10 0
„ „	18 „ 40 0 0	„ „ „	1 10 0
Thomas Richard	2 July 50 0 0	„ „ „	1 17 6
O'Neill John	9 „ 80 0 0	„ „ „	3 0 0
Behl Phillip, junr.	9 „ 40 0 0	„ „ „	1 10 0
O'Brien Wm.	16 „ 40 0 0	„ „ 1873	3 0 0
Thomas Richard	6 Aug. 60 0 0	„ „ 1874	2 5 0
Gowing D. A.	13 „ 100 0 0	„ „ „	3 15 0
Collins John	3 Sep. 40 0 0	„ „ „	1 10 0
	1863		
Beck Robt. W.	3 Sept. 40 0 0	„ „ 1874	1 10 0
Gowing Daniel	24 „ 40 0 0	„ „ „	1 10 0
Haslingden Ed.	17 Dec. 40 0 0	„ „ 1872	4 10 0
	1864		
Heffernan D.	7 April 40 0 0	„ „ 1874	1 10 0
„	7 „ 40 0 0	„ „ „	1 10 0
„	7 „ 40 0 0	„ „ „	1 10 0
O'Neill John	5 May 40 0 0	„ „ „	1 10 0
Britton Joshua	19 „ 40 0 0	„ „ „	1 10 0
„	19 „ 60 0 0	„ „ „	2 5 0
Heffernan Denis	26 „ 50 0 0	„ „ „	1 17 6
Gowing D. A.	16 June 100 0 0	„ „ „	3 15 0
„	16 „ 100 0 0	„ „ „	3 15 0
Spence Archibald	14 July 70 0 0	„ „ „	2 12 6
Britten John	18 Aug. 40 0 0	„ „ „	1 10 0
Beck Lydia E.	6 Oct. 40 0 0	„ „ „	1 10 0
Gillespie Michael	20 „ 40 0 0	„ „ 1871	6 0 0
Rundle J. B.	22 Dec. 40 0 0	„ „ 1874	1 10 0
	1865		
Gowing Daniel	16 Nov. 40 0 0	„ „ „	1 10 0*
Manning James	1 June 40 0 0	„ „ 1869	9 0 0
	1866		
Kirby Mary Ann	20 Sept. 40 0 0	„ „ 1874	1 10 0
Heffernan Denis	25 Oct. 40 0 0	„ „ „	1 10 0
Gowing Daniel	29 Nov. 40 0 0	„ „ „	1 10 0
„	29 „ 40 0 0	„ „ „	1 10 0
„	29 „ 40 0 0	„ „ „	1 10 0
Heffernan D.	14 Feb. 116 0 0	31 Dec., 1874	4 7 0
„	14 Mar. 40 0 0	„ „ „	1 10 0
Behl Mary E.	21 Nov. 100 0 0	„ „ „	3 15 0
Thomas Richd.	28 „ 90 0 0	„ „ „	3 7 6
	1868		
Lucas Henry	23 Jan. 40 0 0	22 Jan., 1875	1 8 5
Wren W. W.	30 „ 40 0 0	„ „ „	1 10 0
Britten Samuel	7 May 40 0 0	„ „ „	1 10 0
Heffernan Wm.	11 June 40 0 0	„ „ „	1 10 0
Jagger Thos. H.	20 Aug. 60 0 0	„ „ „	2 5 0*
Behl Philip, junr.	3 Sept. 60 0 0	„ „ „	2 5 0
Britten John	19 Nov. 40 0 0	„ „ „	1 10 0
Bligh R. R.	19 „ 40 0 0	„ „ „	1 10 0*
Dawson G. H	19 „ 60 0 0	„ „ „	2 5 0
„	19 „ 40 0 0	„ „ „	1 10 0
	1869		
Tooth R. L.	22 April 274 2 0	„ „ „	10 5 11
Britten John	6 May 40 0 0	„ „ „	1 10 0
M'Gregor W. H. A.	10 June 80 0 0	„ „ „	3 0 0
Haslingden Ed.	5 Aug. 140 0 0	„ „ 1873	10 10 0
„	12 „ 100 0 0	„ „ „	7 10 0
Pruss Eliz.	19 „ 40 0 0	„ „ 1872	4 10 0
„	19 „ 40 0 0	„ „ „	4 10 0
„	19 „ 40 0 0	„ „ „	4 10 0
Haslingden Ed.	19 „ 40 0 0	„ „ 1873	3 0 0
„	19 „ 40 0 0	„ „ „	3 0 0
Pruss Eliz.	19 „ 40 0 0	„ „ 1872	4 10 0
O'Brien Wm.	16 Sept. 56 0 0	„ „ 1873	4 4 0
Pruss Eliz.	16 „ 40 0 0	„ „ 1872	4 10 0
Tooth R. L.	21 Oct. 40 0 0	„ „ 1873	3 0 0
Pruss Charlotte	21 „ 40 0 0	„ „ 1872	4 10 0
„ Mary A.	21 „ 40 0 0	„ „ „	4 10 0
Boller Francis	21 „ 40 0 0	„ „ 1874	1 10 0
Berne Fred.	28 „ 40 0 0	„ „ 1873	3 0 0
Pruss Charlotte	28 „ 40 0 0	„ „ 1872	4 10 0
„ Mary A.	28 „ 40 0 0	„ „ „	4 10 0
„ Charlotte	28 „ 50 0 0	„ „ „	5 12 6
„ „	28 „ 50 0 0	„ „ „	5 12 6
Gowing John	11 Nov. 56 2 20	„ „ 1874	2 2 6*
„ „	11 „ 40 0 0	„ „ „	1 10 0*
	1870.		
Gowing John	20 Jan. 40 0 0	„ „ 1874	1 10 0*
Britten John	20 „ 55 0 0	„ „ „	2 1 3
„ „	20 „ 40 0 0	„ „ 1873	3 0 0
„ Samuel	10 Feb. 47 0 0	„ „ 1874	1 15 3
Brick A. M.	21 July 40 0 0	„ „ „	1 10 0
Tooth R. L.	4 Aug. 264 0 0	„ „ 1873	19 16 0
Tarlinton D.	15 Sept. 40 0 0	„ „ 1874	1 10 0*
	1871.		
Tarlinton W. D.	2 Feb. 40 0 0	„ „ 1874	1 10 0
M'Cauley P.	2 Nov. 40 0 0	„ „ „	1 10 0
	1872.		
Johnstone Richd.	1 Feb. 40 0 0	Nil	1 7 6
		Total.....	£363 18 10

* Late Moruya.

BOMBALA DISTRICT.

	1868.		
Silk Joseph	4 June 40 0 0	31 Dec., 1873	3 0 0

COOMA DISTRICT.

	1862.		
Glass Wm.	28 Jan. 40 0 0	31 Dec., 1874	1 10 0
	1863.		
Duory Angelo	5 Mar. 40 0 0	„ „ „	1 10 0
Pendergast Wm.	30 July 50 0 0	„ „ 1873	3 15 0
M'Keachnie D.	24 Dec. 40 0 0	„ „ 1874	1 10 0
	1864.		
Rawson B.	2 Jan. 40 0 0	20 Jan., 1874	2 18 5
Flynn Jeremiah	28 April 40 0 0	28 April, 1869	10 0 6
	1865.		
Heywood Joseph	12 Oct. 80 0 0	12 Oct., 1870	15 13 4
	1866.		
Hain A. G.	23 Aug. 40 0 0	31 Dec., 1872	4 10 0
Freebody M. E.	30 „ 40 0 0	31 „ 1873	3 0 0
Pendergast Wm.	30 „ 40 0 0	„ „ „	3 0 0
	1867.		
Robinson C. G.	21 Mar. 40 0 0	„ „ „	3 0 0
	1869		
Litchfield Jas.	1 April 60 0 0	31 Dec., 1872	6 15 0
	1870		
Ryrie A. and D.	24 Feb. 250 0 0	31 Dec., 1874	9 7 6
Tozer John	24 Mar. 40 0 0	„ „ „	1 10 0
Chapman Eliz.	14 April 43 2 0	„ „ 1873	3 5 3
Ryrie A and D.	1 Sep. 70 0 0	„ „ 1874	2 12 6
„	1 „ 40 0 0	„ „ „	1 10 0
	1871		
White Anthony	5 Jan. 120 0 0	„ „ „	6 0 0
Ryrie A. and D.	30 Mar. 50 0 0	„ „ „	1 17 6
Quinn Julia	27 April 40 0 0	„ „ „	1 10 0
„ James	27 „ 50 0 0	„ „ „	1 17 6
Barrett C. W.	8 June 40 0 0	„ „ „	1 10 0
Hay Alexr.	8 „ 50 0 0	„ „ „	1 17 6
Chapman M. A.	6 July 40 0 0	„ „ „	1 10 0
M'Nee James	13 „ 40 0 0	„ „ „	1 10 0
Robertson Wm.	13 „ 80 0 0	„ „ „	3 0 0
Blake Mary	10 Aug. 100 0 0	„ „ „	3 15 0
Evans Joseph	10 „ 160 0 0	„ „ „	6 0 0

Name of Conditional Purchaser, and Date of Selection.		Area.			Interest paid to	Amount of Interest due to 31 December, 1875.			Name of Conditional Purchaser, and Date of Selection.		Area.			Interest paid to	Amount of Interest due to 31 December, 1875.		
COOMA DISTRICT—*continued.*																	
	1872	a.	r.	p.		£	s.	d.		1872	a.	r.	p.		£	s.	d.
Arundell Thos.	11 Jan.	40	0	0	Nil	1	9	2	Barrett Alexr.	29 Jan.	320	0	0	Nil	10	1	3
Spencer W. J.	1 Feb.	40	0	0	„	1	7	6	„ James A.	29 „	200	0	0	„	6	5	9
Collins Fred.	8 „	80	0	0	„	2	13	9	Clifford John	29 „	40	0	0	„	1	5	2
„	8 „	40	0	0	„	1	6	11	Fie Stephen	7 Mar.	40	0	0	„	1	4	8
Barrett C. W.	8 „	40	0	0	„	1	6	11	„	7 „	40	0	0	„	1	4	8
„	8 „	40	0	0	„	1	6	11	Wallace R. L.	7 „	320	0	0	„	9	17	4
Wallace J. L.	29 „	320	0	0	„	10	1	3	Spence W. J.	7 „	60	0	0	„	1	17	0
„ Wm.	29 „	320	0	0	„	10	1	3	Hayes James	14 „	100	0	0	„	3	0	3
M'Donald Alex.	29 Jan.	40	0	0	„	1	5	2	Murphy R. E.	21 „	40	0	0	„	1	3	6
Hutchison J.	29 „	320	0	0	„	10	1	3									
Wheatley Geo.	29 „	320	0	0	„	10	1	3						Total	£	194	0	1
Hetherington W. J.	29 „	40	0	0	„	1	5	2									
COROWA DISTRICT.																	
	1868									1870							
Slade Wm.	19 Nov.	100	0	0	18 Nov., 1875	0	8	10	Boyle A. O.	25 Aug.	51	2	30	24 Aug., 1875	0	13	9
Perrett Chas.	3 Dec.	100	0	0	2 Dec., „	0	6	0	M'Candless Jas.	3 Nov.	49	3	0	2 Nov., „	0	6	0
Leonard Wm.	3 „	40	0	0	„ „ „	0	2	5	M'Candless W. J.	3 „	102	2	0	„ „ „	0	12	5
„	3 „	40	0	0	„ „ „	0	2	5		1871							
„	3 „	40	0	0	„ „ „	0	2	5	Chilton Thos.	10 Aug.	320	0	0	Nil	16	14	8
„	3 „	40	0	0	„ „ „	0	2	5	Foley Denis	7 Sept.	100	0	0	6 Sept. „	1	3	10
	1869									1872							
Hay Wm.	28 Jan.	65	0	0	31 „ 1874	2	8	9	Bryse Alex.	4 Jan.	200	0	0	Nil	7	8	9
„	25 Feb.	101	0	0	„ „ „	3	15	9									
Lerin Leysa	20 May	50	0	0	„ „ „	1	17	6						Total	£	38	16	6
Darby G. T.	9 Sept.	40	0	0	8 Sept., 1875	0	9	4									
Willis Geo. H.	28 Oct.	309	1	0	27 Oct., „	2	1	3									
CAMDEN DISTRICT.																	
	1871									1872							
Murphy Edwd.	16 Nov.	40	0	0	Nil	1	13	9	O'Reilly R. J.	21 Mar.	40	0	0	Nil	1	3	6
														Total	£	2	17	3
CAMPBELLTOWN DISTRICT.																	
	1863																
Kells Jacob	8 Oct.	45	0	0	31 Dec., 1870	8	8	9									
COONABARABRAN DISTRICT.																	
	1866									1870							
Lovell Jonath.	25 Jan.	40	0	0	24 Jan., 1875	1	8	0	M'Kellar Ormonde	6 Oct.	40	0	0	5 Oct., 1874	1	17	2
Cassin Sam., junr.	26 Apl.	40	0	0	31 Dec., 1874	1	10	0	Gardiner George	1 Dec.	40	0	0	30 Nov., 1875	0	2	6
	1867									1871							
Nott Wm.	7 Mar.	100	0	0	6 Mar., „	6	16	8	Nelson & Catell	13 Apl.	50	0	0	31 Dec., 1874	1	17	6
	1868								Nelson Eben.	13 „	100	0	0	„ „ „	3	15	0
Murray Edwd.	23 July	40	0	0	23 July, 1873	3	13	4	M'Gregor Angus	3 Aug.	200	0	0	2 Aug., 1875	3	2	0
	1869								„ David	3 „	207	0	0	„ „ „	3	4	3
Slattery Michl.	18 Nov.	40	0	0	17 Nov., 1875	0	3	8	Mudie J. G.	28 Sept.	100	0	0	27 Sept., „	0	19	6
M'Kellar Ormonde	16 Dec.	40	0	0	15 Dec., „	0	1	4									
	1870													Total	£	29	8	9
Border F. W.	8 Sept.	40	0	0	7 Sept., „	0	9	6									
Blackburn Jno.	22 „	40	0	0	21 „ „	0	8	4									
CARCOAR DISTRICT.																	
	1862									1868							
Smith Alfred	7 Jan.	50	1	0	31 Dec., 1872	5	13	3	Williams Alf.	3 Dec.	40	0	0	2 Dec., 1875	0	2	4
Carr Henry	16 Oct.	40	0	0	15 Oct., 1875	0	6	4		1869							
Barton William (Alienee of Keen Henry.)	16 „	40	0	0	31 Dec., 1874	1	10	0	Martin James	11 Feb.	40	0	0	10 Feb., 1874	2	16	8
										1870.							
	1863								Walsh Thomas	3 Nov.	40	0	0	2 Nov., „	1	14	10
Chester Wm.	11 June	57	3	0	„ „ „	2	3	4		1871.							
	1865								M'Ewen Pat.	21 Sept.	40	0	0	20 Sept., 1875	0	8	5
Eggleton Edwd.	6 Apl.	40	0	0	6 April, 1870	8	12	3	Graham Wm.	19 Oct.	40	0	0	18 Oct., „	0	6	1
Flynn Cornelius	29 June	60	0	0	31 Dec., 1872	6	15	0	Green W. H.	14 Dec.	40	0	0	13 Dec., „	0	1	6
	1866								Haley Pat.	21 Dec.	50	0	0	20 „ „	0	1	2
Purcell Cath.	29 Mar.	66	3	38	„ „ 1874	2	10	3	Morthorpe James	21 Dec.	40	0	0	„ „ „	0	1	0
Pascoe S.	25 Oct.	44	0	0	„ „ „	1	13	0									
	1868													Total	£	37	15	5
Glasson G. R.	30 Apl.	40	0	0	31 Dec., 1873	3	0	0									
CASINO DISTRICT.																	
	1863									1871							
M'Donald R. M.	8 Oct.	200	0	0	31 Dec., 1874	7	10	0	M'Guire Joseph	7 Dec.	40	0	0	6 Dec., 1875	0	2	2
	1867									1872							
Brown Isabella	6 June	40	0	0	„ „ 1872	4	10	0	Newton H. R.	28 Mar.	60	0	0	Nil	1	14	5
Bryant John	22 Aug.	40	0	0	„ „ 1874	1	10	0	„	28 Mar.	50	0	0	„	1	8	8
	1868																
O'Keeffe John	1 Oct.	47	0	0	„ „ 1873	3	10	6						Total	£	21	15	9
	1869																
M'Donald R. M.	2 Sept.	40	0	0	„ „ 1874	1	10	0									

Name of Conditional Purchaser, and Date of Selection.	Area.	Interest paid to	Amount of Interest due to 31 December, 1875.	Name of Conditional Purchaser, and Date of Selection.	Area.	Interest paid to	Amount of Interest due to 31 December, 1875.
CASSILIS DISTRICT.							
1862	a. r. p.		£ s. d.	1870.	a. r. p.		£ s. d.
Bennett Thomas ... 6 May	37 2 0	6 May, 1866	13 11 3	Lawless James T.... 19 May	40 0 0	31 Dec., 1874	1 10 0
1864				1872			
Newman Magt. ... 18 Feb.	50 0 0	31 Dec., 1873	3 15 0	Rans Henry ..... 25 Jan.	40 0 0	Nil	1 8 0
Dougherty M. E.... 7 July	100 0 0	„ „ 1874	3 15 0	Rathbone Thos. ... 7 Mar.	40 0 0	„	1 4 8
1865				Morley W. ..... 7 „	40 0 0	„	1 4 8
Plunkett J. F. ..... 10 Aug.	40 0 0	„ „ 1872	4 10 0	„ ..... 21 „	40 0 0	„	1 3 6
1866.				„ ..... 21 „	106 2 0	„	3 2 6
Piper W. ..... 3 May	48 2 0	3 May, „	6 13 3				
1867.						Total.....£	55 7 10
Lennox L..... 18 Apr.	40 0 0	31 Dec., 1874	1 10 0				
Kennedy James ... 16 May	40 0 0	„ „ 1871	6 0 0				
Piper W. ..... 13 June	40 0 0	„ „ „	6 0 0				
COWRA DISTRICT.							
1863				1869			
Winch H. A. ..... 6 Aug.	50 0 0	5 Aug., 1875	0 15 3	Thompson, John ... 18 Nov.	102 1 0	17 Nov. 1875	0 9 3
Byrnes Thos. ..... 10 Sept.	320 0 0	9 Sept., „	3 15 0	1870			
1864				Copson John..... 6 Oct.	40 0 0	5 Oct., „	0 7 2
M'Donnell Corn.... 27 Oct.	112 0 0	26 Oct., „	0 15 2	Buckley E. ..... 24 Nov.	40 0 0	23 Nov., „	0 3 2
1868				1871			
Grant S. J. ..... 8 Oct.	65 2 0	7 Oct., „	0 11 6	Grant W. ..... 21 Sept.	51 0 0	20 Sept., „	0 10 9
Grant T. P. ..... 29 „	222 2 0	28 „ 1874	9 15 9*	Whitty Patk. ..... 9 Nov.	40 0 0	8 Nov., „	0 4 4
1869							
Muir John ..... 22 July	42 0 0	31 Dec., „	1 11 6			Total.....£	23 1 10
„ ..... 16 Sept.	77 0 0	„ „ „	2 17 9				
Daley Patk. ..... 21 Oct.	170 1 0	20 Oct., 1875	1 5 3				
* Late Forbes.							
DUBBO DISTRICT.							
1863				1869			
Byrne E. ..... 17 Dec.	160 0 0	31 Dec., 1874	6 0 0	Olsen Jorgen ..... 28 Jan.	40 0 0	27 Jan., 1875	1 7 10
1864				Burns & M'Kenzie.. 3 June	320 0 0	2 June, „	6 19 5
Mills T. E. ..... 19 May	40 0 0	18 May, 1873	3 18 8	„ „ „ .. „ „	150 0 0	„ „ „	3 5 3
1866				Dugan Thos.... ..... 21 Dec.	320 0 0	20 Dec. „	0 7 3
Hogden W. J., Hy., and G. 11 Jan.	40 0 0	10 Jan., 1875	1 9 1	Ryan M. J. ..... „ „	144 0 0	„ „ „	0 3 3
				1870			
Furney George .... 1 Feb.	40 0 0	31 „ „	1 7 6	Hill Wm. ..... 13 Jan.	40 0 0	12 Jan., 1874	2 19 0
Taylor John ..... 8 „	40 0 0	7 Feb., 1870	8 17 0	Forlonge Wm. ..... 31 Mar.	100 0 0	31 Dec., „	3 15 0
Davidson W. ..... 22 Mar.	40 0 0	21 Mar., 1875	1 3 5	Blackburn E. ..... 8 Dec.	60 0 0	7 Dec., 1875	0 3 0
Serisier J. E. ..... 7 June	40 0 0	6 June, „	0 17 1	1871			
Bodley E. ..... 9 Aug.	40 0 0	8 Aug., „	0 11 11	Forlonge Wm. ..... 18 May	150 0 0	17 May, „	3 10 3
Dulhunty R. G. ... „ „	40 0 0	„ „ „	0 11 11	Dulhunty H. G. ... 22 June	40 0 0	21 June, „	0 15 10
Dugan Jno. ..... 16 „	320 0 0	15 „ „	4 10 9	Barry Wm. ..... 24 Aug.	100 0 0	23 Aug., „	1 6 9
Serisier J. E. ..... 13 Sept.	40 0 0	12 Sept., „	0 9 2	„ „ ..... 28 Sept.	100 0 0	27 Sept., „	0 19 6
Proctor John ..... 20 „	275 0 0	19 „ „	2 18 2	1871			
Lacey Hy..... 13 Dec.	100 0 0	12 Dec., 1873	0 4 0	McLeod Jno. ..... 5 Oct.	40 0 0	4 Oct. „	0 7 3
1867				Nott Chas. ..... „ „	40 0 0	„ „ „	0 7 3
Lamph Robt. ..... 13 June	40 0 0	12 June, 1875	0 16 7	Cohen Laurence ... 26 Oct.	50 0 0	25 „ „	0 7 0
Serisier J. E. ..... 7 Nov.	320 0 0	6 Nov., „	1 16 2	M'Leod John ..... 30 Nov.	40 0 0	29 Nov., „	0 2 8
Stanford W. ..... „ „	50 0 0	„ „ „	0 5 8	M'Mahon M. ..... 7 Dec.	103 0 0	6 Dec., „	0 5 3
1868				1872			
Sullivan Jas..... 26 Mar.	40 0 0	25 Mar., 1874	2 13 2	Jones Wm. ..... 22 Feb.	43 0 0	Nil	1 7 7
Olsen Jorgen ..... 23 Apr.	40 0 0	22 April, 1875	1 0 10				
Ramsay David ..... 11 June	98 0 0	31 Dec., 1874	3 13 6			Total.....£	72 15 0
Serisier J. E. ..... 2 July	40 0 0	1 July, 1875	0 15 1				
Dugan Robt..... 3 Dec.	100 0 0	2 Dec., „	0 6 0				
DOWLING DISTRICT.							
1862				1869			
M'Gee Francis ..... 7 Jan.	40 0 0	6 Jan., 1875	1 9 6	Gould Thos. ..... 25 Nov.	41 1 0	24 Nov., 1875	0 3 9
1863				Kennedy D., jr. ... 9 Dec.	42 0 0	8 Dec., „	0 2 0
Thomas Hy. ..... 8 Oct.	44 0 0	7 Oct., 1870	8 12 9	„ „ ... „ „	40 0 0	8 „ „	0 1 11
1868							
Hession W. K..... 14 May	40 0 0	13 May, 1874	2 9 2			Total.....£	15 3 0
„ „ ..... 16 July	40 0 0	15 July, 1874	2 3 11				
DENILIQUIN DISTRICT.							
1866				1870			
Taylor John ..... 11 Jan.	60 0 0	31 Dec., 1874	2 5 0	Taylor Margt. ..... 1 Dec.	320 0 0	30 Nov., „	1 0 5
Taylor Etty ..... 10 May	263 0 0	„ „ „	9 17 3	1871			
Taylor Martha..... 9 Sep.	320 0 0	„ „ „	12 0 0	Corbett J. ..... 12 Oct.	320 0 0	11 Oct., „	2 13 3
Taylor John ..... 10 Oct.	260 0 0	10 Oct.. „	11 18 10	Kirk Alex. ..... 16 Nov.	320 0 0	15 Nov., „	2 13 3
Lockhart W. P. ... 18 „	320 0 0	31 Dec., 1872	36 0 0	Kirk Geo. D. ..... 16 „	320 0 0	15 „ „	2 13 3
Lockhart E. ..... „ „	320 0 0	„ „ „	36 0 0	Clarke E. K..... 30 „	320 0 0	29 „ „	1 1 1
1869							
Peter Robert ..... 17 June	60 0 0	16 June, 1875	1 4 5			Total.....£	120 4 6
Corbett John ..... 10 Oct.	40 0 0	9 Oct., „	0 7 1				
Allen Cath. ..... 28 „	80 0 0	27 „ „	0 10 8				

Name of Conditional Purchaser, and Date of Selection.		Area.			Interest paid to	Amount of Interest due to 31 December, 1875			Name of Conditional Purchaser, and Date of Selection.		Area.			Interest paid to	Amount of Interest due to 31 December, 1875.		
EDEN DISTRICT.						£	s.	d.							£	s.	d.
	1862	a.	r.	p.						1869	a.	r.	p.				
Manning W. M. ...	7 Jan.	40	0	0	31 Dec., 1874	1	10	0	M'Cahon John	18 Nov.	40	0	0	17 Nov., 1873	3	3	8
O'Neil Jno.	17 July	40	0	0	„ „ „	1	10	0	Lewis Adam.....	25 „	52	0	0	24 „ 1874	2	3	0
„ „	17 „	40	0	0	„ „ „	1	10	0		1870							
	1864								Robinson James ...	21 July	52	0	0	20 July 1875	0	17	6
Stevenson Jno., sr.	4 Feb.	40	0	0	3 Feb., 1875	1	7	3	Grant Robt.	13 Oct.	40	0	0	12 Oct., „	0	6	7
„ „	4 „	40	0	0	„ „ „	1	7	3	Fairweather Jas. A.	8 Dec.	40	0	0	7 Dec., „	0	2	0
	1865								Laing Wm.	8 „	40	0	0	7 „ „	0	2	0
Muir John	23 Mar.	40	0	0	31 Dec., 1870	7	10	0	Olliver Geo.	15 „	40	0	0	14 „ „	0	1	5
Doyle J. B.	4 May	40	0	0	„ „ 1871	6	0	0	Stiles Chas. T.	29 Dec.	163	1	0	28 „ „	0	1	1
Doyle E. A.	21 Sep.	40	0	0	„ „ 1874	1	10	0	„ „	29 „	320	0	0	28 „ „	0	2	0
	1866									1871							
Wheelan Patk.....	29 Mar.	40	0	0	„ „ „	1	10	0	O'Brien M.	24 Aug.	40	0	0	23 Aug., „	0	10	8
Muir John	20 Sep.	43	0	0	„ „ 1870	8	1	3	Cobbins Thos.	7 Dec.	100	0	0	6 Dec., „	0	5	2
	1869																
Allan Wm.	7 Jan.	40	0	0	6 Jan., 1875	1	9	6						Total.....£	41	8	0
Clarke Edwd.	30 Sep.	40	0	0	29 Sept., „	0	7	8									
FORBES DISTRICT.																	
	1866									1869							
James Thos.	19 July	40	0	0	31 Dec., 1871	6	0	0	Twaddell James ...	21 Jan.	40	0	0	31 Dec., 1873	3	0	0
„ „	18 Oct.	80	0	0	31 „ „	12	0	0	Trollope Fred.	16 Dec.	40	0	0	31 „ „	3	0	0
	1867									1870							
Townsend Wm. ...	8 Aug.	50	0	0	31 „ 1874	1	17	6	Bootes Wm., jr. ...	25 Aug.	200	0	0	24 Aug., 1875	2	13	0
Johnston Robt.....	10 Oct.	80	0	0	9 Oct., 1875	0	13	8		1871							
	1868								Twaddell James ...	20 April	40	0	0	31 Dec., 1874	1	10	0
Twaddell Thos.....	12 Nov.	80	0	0	31 Dec., 1873	6	0	0									
„ James ...	26 „	40	0	0	31 „ „	3	0	0						Total.....£	39	14	2
GOSFORD DISTRICT.																	
	1862.									1868							
Toomy Eliz.	4 Feb.	40	0	0	31 Dec., 1871	6	0	0	Cameron Jas.	6 Aug.	40	0	0	5 Aug., 1873	3	12	2
Griffin Patk.....	24 June	160	0	0	„ „ 1868	42	0	0		1870.							
Kelly Alf. T.....	4 Dec.	40	0	0	3 „ 1871	6	2	3	Preston Thos.	8 Dec.	40	0	0	7 Dec., 1875	0	2	0
	1867.									1871.							
Scott Jas. W.	19 Sep.	40	0	0	18 Sep., 1875	0	8	6	Taylor Ed.	14 Dec.	40	0	0	13 „ „	0	1	5
Hillman Jno.	14 Nov.	40	0	0	13 Nov., 1871	6	4	0									
	1868.													Total.....£	66	0	4
Turnbull Jno.	7 May	40	0	0	31 Dec., 1874	1	10	0									
GUNDAGAI DISTRICT.																	
	1862.								Manus Wm., sen....	23 Feb.	50	3	0	31 Dec., 1874	1	18	1
Sheahan J. P.	21 Aug.	40	0	0	31 Dec., 1866	13	10	0	O'Donnell J. H. ...	29 June	200	0	0	„ „ „	7	10	0
	1866.								Wild Jno., jun. ...	12 Oct.	40	0	0	„ „ „	1	10	0
Bushell Jos.	18 Jan.	50	0	0	„ „ 1874	1	17	6	Williams G.	14 Dec.	50	0	0	„ „ „	1	17	6
	1869.									1872.							
Watt Thos.	25 Feb.	40	0	0	„ „ „	1	10	0	O'Donnell P. J. ...	28 Mar.	60	0	0	Nil.	1	14	5
	1871.																
*Sheahan J. P.	12 Jan.	200	0	0	„ „ „	7	10	0						Total.....£	46	7	6
*Goodwin F.	„ „	200	0	0	„ „ „	7	10	0									

* Now Thomas Broughton.

GLEN INNES DISTRICT.

	1867.									1871							
Fraser W. W.	15 Sep.	220	0	0	4 Sep., 1873	19	3	4	Legh Christopher...	21 Sep.	40	0	0	20 Sep., 1875	0	8	5
	1868.								Rodgers Alexr.....	21 „	200	0	0	„ „ „	2	1	11
M'Alpine J. A.	23 Jan.	58	0	0	22 Jan., 1875	2	0	10	„ „	5 Oct.	60	0	0	4 Oct., „	0	10	10
Grey John	17 Sep.	40	0	0	Nil.	6	8	9	„ „	5 „	60	0	0	„ „ „	0	10	10
	1870.								Fraser W. S.	5 „	50	0	0	„ „ „	0	9	0
Rusden T. G.	3 Mar.	40	0	0	2 Mar., 1875	1	5	0	Rodgers J. M.	16 Nov.	40	0	0	15 Nov., „	0	3	9
Cameron Donald ...	19 May	60	0	0	18 May, 1874	3	13	0	„ „	16 „	40	0	0	„ „ „	0	3	9
Rusden T. G.	23 June	60	0	0	22 June, 1875	1	3	9	M'Alpine D.....	23 „	52	0	0	22 „ „	0	4	2
Campbell & Gibson	7 July	100	0	0	6 July, 1874	5	11	7	Rodgers J. W.....	21 Dec.	114	0	0	20 Dec., „	0	2	7
Gibson & Campbell	21 „	40	0	0	20 July, 1874	2	3	6	„	21 „	104	0	0	„ „ „	0	2	4
Rusden T. G.	8 Sep.	56	0	0	7 Sep., 1874	2	15	3		1871.							
M'Intyre John A...	6 Oct.	200	0	0	5 Oct., 1875	1	15	9	Rodgers J. W.....	21 Dec.	50	0	0	20 Dec., 1875	0	1	2
Cassidy Mary	8 Dec.	40	0	0	7 Dec., 1875	0	2	0	Rodgers James.....	21 „	79	0	0	„ „ „	0	1	9
Clibborn Edward...	29 „	40	0	0	28 Dec., 1874	1	10	3		1872.							
	1871.								O'Brien P.	8 Feb.	40	0	0	Nil.	1	6	11
Winter John.....	20 April	40	0	0	19 April, 1875	1	1	1	Gordon H. E. H....	22 „	160	0	0	Nil.	5	2	11
Legh Christopher...	14 Sep.	40	0	0	13 Sep., „	0	9	0									
														Total.....£	60	13	5

Name of Conditional Purchaser, and Date of Selection.	Area.	Interest paid to	Amount of Interest due to 31 December, 1875.	Name of Conditional Purchaser, and Date of Selection.	Area.	Interest paid to	Amount of Interest due to 31 December, 1875.

GUNNEDAH DISTRICT.

	1869	a.	r.	p.		£	s.	d.		1872	a.	r.	p.		£	s.	d.
M'Govern W. R....	11 Mar.	100	0	0	10 Mar., 1875	3	0	10	Dowling John	15 „	100	0	0	Nil.	3	5	9
Turner Wm.....	28 Oct.	150	0	0	27 Oct., 1875	1	0	0	Meek Thomas	15 „	40	0	0	„	1	6	4
	1870								„	15 „	40	0	0	„	1	6	4
Barnes Mat.	10 Nov.	40	0	0	9 Nov., 1875	0	4	3	„	15 „	40	0	0	„	1	6	4
	1871								Dowling Jno.	15 „	40	0	0	„	1	6	4
Christian, J. B. and W. B.	30 Mar.	40	0	0	31 Dec., 1874	1	10	0	„	15 „	40	0	0	„	1	6	4
„	30 „	40	0	0	„ „ „	1	10	0	Coward Daniel.....	15 „	40	0	0	„	1	6	4
„	30 „	40	0	0	„ „ „	1	10	0	„	15 „	40	0	0	„	1	6	4
„	30 „	40	0	0	„ „ „	1	10	0	Higgins Chas.	15 „	40	0	0	„	1	6	4
Christian J. B., W. B., and Wm....	3 Aug.	40	0	0	„ „ „	1	10	0	„	15 „	40	0	0	„	1	6	4
„	3 „	40	0	0	„ „ „	1	10	0	White J. T. & H. C.	7 Mar.	160	0	0	„	4	17	7
„	3 „	40	0	0	„ „ „	1	10	0	Chick Geo., senr. ...	7 „	100	0	0	„	3	1	8
„	3 „	40	0	0	„ „ „	1	10	0	Ryan Ed., junr. ...	7 „	40	0	0	„	1	4	8
„	3 „	40	0	0	„ „ „	1	10	0	Jones John	14 „	40	0	0	„	1	4	1
„	3 „	40	0	0	„ „ „	1	10	0	Fitzpatrick M.....	14 „	40	0	0	„	1	4	1
Christian J. B., W. B., and Wm....	3 Aug.	40	0	0	31 Dec., 1874	1	10	0	Braddle Robt.	14 „	40	0	0	„	1	4	1
	1872								Layton Jas.	14 „	40	0	0	„	1	4	1
Coward Danl.	15 Feb.	100	0	0	Nil.	3	5	9	Layton Thos.	14 „	40	0	0	„	1	4	1
									M'Intosh D.....	14 „	40	0	0	„	1	4	1
														Total.....£	57	2	0

GOULBURN DISTRICT.

	1862									1870							
M'Kaughan A. ...	4 Feb.	40	0	0	31 Dec., 1871	6	0	0	Furney Eben	1 Dec.	40	0	0	31 Dec., 1874	1	10	0
Cooper R. C.	10 June	40	0	0	„ „ 1874	1	10	0		1871							
Keefe M.	1 July	250	0	0	„ „ 1871	37	10	0	Lansdonne T., jr.	27 Apr.	40	0	0	Nil	2	10	6
Quinn T. J.	16 Oct.	86	2	0	„ „ 1872	9	14	6		1872							
	1866								Paton D.	1 Feb.	50	0	0	„	1	14	3
Marsden J.	23 Aug.	40	0	0	22 Aug., 1870	8	0	9									
	1869													Total.....£	76	0	0
Cain John	2 Dec.	100	0	0	31 Dec., 1873	7	10	0									

GRAFTON DISTRICT.

	1862									1869							
Bligh M. J.	25 Feb.	71	0	0	31 Dec., 1871	10	13	0	Foran J. T. C.	23 July	40	0	0	31 Dec., 1873	3	0	0
	1865									1870							
Fisher Thos.	26 Oct.	40	0	0	„ „ 1873	3	0	0	Cowan R. N.	3 Nov.	100	0	0	„ „ 1874	3	15	0
	1866									1871							
M'Dermid H.	2 Aug.	54	0	0	„ „ 1874	2	0	6	Fiddaman T. W. ...	20 July	40	0	0	„ „ „	1	10	0
Jacobson Edwd. ...	4 Oct.	70	0	0	„ „ 1871	10	10	0		1872							
	1867								Shea Jas. Jno.	11 Jan.	40	0	0	Nil	1	9	2
Maguire Thos.	12 Dec.	40	0	0	„ „ 1874	1	10	0									
	1868													Total.....£	49	7	8
Collet J. W.	6 Aug.	320	0	0	„ „ „	12	0	0									

HARTLEY DISTRICT.

	1862									1864							
Campbell James ...	7 Jan.	80	0	0	6 Jan., 1868	23	19	0	Reeves Patk.	28 April	120	0	0	27 Aprl., 1872	16	11	2
Boyde Mary	7 „	50	0	0	„ „ 1872	7	9	6		1865							
England Hy.	4 Feb.	40	2	0	3 Feb., 1875	1	7	4	Poole W. T.....	19 Oct.	40	0	0	31 Dec., 1871	6	0	0
Gardiner S.	4 „	40	0	0	„ „ „	1	7	2		1866							
Walsh Jer.	25 „	40	0	0	24 „ 1866	14	15	6	Shaw John	7 June	40	0	0	6 June, 1870	8	7	1
Thompson G.	17 June	50	0	0	16 June, 1870	10	7	10		1867							
M'Alister John ...	7 Aug.	40	0	0	6 Aug., 1866	14	2	1	Kirk David, jr.....	31 Oct.	40	0	0	31 Dec., 1871	6	0	0
Hodges Job	18 Sept.	40	0	0	17 Sept., „	13	18	8	Carroll Patk.	28 Nov.	40	0	0	27 Nov., 1871	6	2	10
	1863									1869							
Evans Dan.	15 Jan.	40	2	0	31 Dec., 1871	6	1	4	Penrose Thos.	28 Jan.	50	0	0	27 Jan., 1875	1	14	9
M'Dermott Hy. ...	15 „	40	0	0	14 Jan., 1869	10	8	10		1871							
Burden D.....	15 „	40	0	0	„ „ 1872	5	18	10	Brown Pat. F.	23 Nov.	40	0	0	22 Nov., „	0	3	3
M'Dermott W. P.	5 Mar.	40	0	0	31 Dec., 1871	6	0	0		1872							
England Ed.	5 „	40	0	0	4 Mar., 1872	5	14	10	Clarke Wm.	21 Mar.	40	0	0	Nil.	1	3	6
O'Neil Wm., sr. ...	16 April	40	0	0	15 Aprl., 1869	10	1	4									
Hughes Denis, sr.	30 „	42	0	0	29 „ 1867	13	13	3									
Butler B.	4 June	40	0	0	3 June, 1870	8	7	4						Total .....£	212	3	0
Wilson James	1 Oct.	40	0	0	30 Sept., 1867	12	7	7									

Name of Conditional Purchaser, and Date of Selection.	Area.	Interest paid to	Amount of Interest due to 31 December, 1875.	Name of Conditional Purchaser, and Date of Selection.	Area.	Interest paid to	Amount of Interest due to 31 December, 1875.

INVERELL DISTRICT.

	1866.	a.	r.	p.		£	s.	d.			a.	r.	p.		£	s.	d.
Smith Shepherd ...	9 Aug.	320	0	0	31 Dec., 1872	36	0	0	Wells Thos. W.	24 June	100	0	0	23 June, 1875	1	19	3
	1867.								Murray John	25 Nov.	320	0	0	24 Nov., 1875	1	4	4
Ross Colin	17 Jan.	60	0	0	16 Jan., 1873	6	13	0		1871.							
M'Intyre John ...	26 Sep.	100	0	0	25 Sep., 1874	4	14	11	Dawson Jno.	19 Oct.	159	0	0	Nil	14	6	9*
Ross Colin	7 Nov.	61	2	0	31 Dec., 1872	6	18	6		1872.							
Simpson Robert ...	14 Nov.	55	0	0	31 Dec., 1874	2	1	3	Light Walter	1 Feb.	40	0	0	Nil	1	7	6
Campbell Chas. ...	12 Dec.	160	0	0	11 Dec., 1875	0	6	7	Hurley John	14 Mar.	200	0	0	„	6	0	5
	1869.																
Cunningham C. ...	15 Apr.	50	0	0	14 Apr., 1874	3	4	4						Total .....£	94	9	0
Watts James	10 June	100	0	0	9 June, 1873	9	12	2									

* 19 section Mineral C. P.

KIAMA DISTRICT.

	1862									1866							
Cullen John	2 Oct.	100	0	0	31 Dec., 1870	18	15	0	Torrens William ...	27 Dec.	41	0	0	31 Dec., 1874	1	10	9
	1864								Do. ...	„	40	0	0	„ „ „	1	10	0
Clarke Benjamin ...	1 Dec.	40	0	0	31 Dec., 1870	7	10	0		1867							
	1865								Finlayson William	24 Oct.	40	0	0	31 Dec., 1874	1	10	0
Francis William ...	6 July	40	0	0	31 Dec., 1874	1	10	0									
Robb George	2 Nov.	40	0	0	31 Dec., 1870	7	10	0						Total .....£	39	15	9

MOLONG DISTRICT.

	1863									1871							
Hurkett, Thos., sr.	16 April	40	0	0	15 April, 1875	1	1	4	M'Keag John	18 May	100	0	0	Nil	6	1	10
Do. ...	2 July	60	0	0	1 July, 1875	1	2	7	Coffey John	6 July	50	0	0	31 Dec., 1874	1	7	6*
	1866									1872							
Wall H. C.	26 July	40	0	0	31 Dec., 1873	3	0	0	Draper Hy.	25 Jan.	40	0	0	Nil	1	8	0
	1867								Vaughan Jno.	1 Feb.	104	0	0	„	3	11	5
Wright Thomas ...	24 Jan.	40	0	0	31 Dec., 1874	1	10	0	Clements H.	14 Mar.	118	0	0	„	3	11	1
	1871																
Bierne Thomas	30 Mar.	40	0	0	31 Dec., 1874	1	10	0						Total .....£	27	3	9

* £10 instalment paid.

MITCHELL DISTRICT.

	1872																
Roberts & Owen ...	14 Mar.	40	0	0	Nil	2	8	2*									
					Total .....£	2	8	2									

* 19 section Mineral C. P.

MORUYA DISTRICT.

	1862									1865							
Johnson F.	18 Feb.	40	0	0	17 Feb., 1873	4	6	1	Thorpe William ...	12 Jan.	40	0	0	11 Jan., 1875	1	9	1
Hogan D. Arthur...	3 June	40	0	0	2 June. 1866	14	7	5		1866							
Mackey Daniel.....	4 Dec.	100	0	0	31 Dec., 1873	7	10	0	Tighe John W.....	16 Aug.	40	0	0	31 Dec., 1873	3	0	0
Browne Pat	11 Dec.	80	0	0	31 „ 1866	27	0	0	Rixon John	15 Nov.	40	0	0	14 Nov., 1870	7	13	10
Smith William.....	1 Apl.	40	0	0	„ „ 1867	12	0	0		1867							
	1863								Thorpe Wm.....	21 Mar.	40	0	0	31 Dec., 1874	1	10	0
Lynch Ed.....	8 Jan.	40	0	0	7 Jan., 1873	4	9	4		1869							
Orritt Ralph.....	29 Jan.	40	0	0	28 „ 1868	11	17	9	Ryan William	19 Aug.	40	0	0	18 Aug., 1874	2	1	1
Kelly Richard	26 Mar.	50	0	0	31 Dec., 1874	1	17	6	Hassall & Roberts	16 Sept.	40	0	0	15 Sept., 1875	0	8	9
Mort Thos. S.	8 Oct.	40	0	0	„ „ „	1	10	0	Pitfield Charles ...	25 Nov.	94	0	0	24 Nov., 1875	0	7	2
	1864																
Tighe Josh., jun. ..	28 July	40	0	0	31 Dec., 1873	3	0	0						Total .....£	114	18	0
Ringland Wm.	25 Aug.	40	0	0	„ „ 1868	10	10	0									

MAITLAND DISTRICT.

	1862									1870							
London W.	21 Aug.	52	2	0	31 Dec., 1874	1	19	6	Lambkin G. C.....	8 Dec.	56	0	0	7 Dec., 1875	0	2	9
	1864									1871							
Lambkin C.	7 July	44	0	0	On ac. „ 1875	0	3	3	Wilkinson J. A. W.	16 Nov.	40	0	0	15 Nov. 1875	0	3	9
	1867																
Fleming P., jun. ...	7 Mar.	40	0	0	6 Mar., 1875	1	4	8						Total .....£	5	11	5
	1869																
Bridge Earnest L.	15 July	50	0	0	31 Dec., 1874	1	17	6									

MUDGEE DISTRICT.

	1862									1867							
M'Cabe John	7 Jan.	40	0	0	6 Jan., 1875	1	9	6	Merrick R. H.	26 Sept.	50	0	0	31 Dec., 1871	7	10	0
Bennett W.	14 „	40	0	0	12 Jan., „	1	9	0	{ Wing James or }	28 Nov.	40	0	0	Nil.....	7	12	10
Blackman E. A. ...	9 Oct,	50	0	0	31 Dec., 1867	15	0	0	{ Lane John ... }								
	1864									1868							
Ward Jacob	3 Nov.	80	0	0	2 Nov., 1868	21	9	8	Beith Thos.	9 Jan.	40	0	0	„.....	7	9	4
	1867																
Bingie G. D. R. ...	7 Feb.	40	0	0	Nil	8	17	0						Total .....£	84	2	9
Glass H. G.	7 „	60	0	0	„.....	13	5	5									

Name of Conditional Purchaser, and Date of Selection.	Area.	Interest paid to	Amount of Interest due to 31 December, 1875.
		MACLEAY RIVER DISTRICT.	
	1862 a. r. p.		£ s. d.
Medlock H.	7 Jan. 43 0 0	31 Dec., 1874	1 12 3
Bolster Ann	14 Jan. 91 0 0	13 Jan., 1874	6 14 1
Macnally J.	4 Feb. 115 0 0	31 Dec., 1874	4 6 3
Krauer J. G.	4 „ 100 0 0	„ „ „	3 15 0
Saul Jas.	25 Feb. 59 0 0	„ „ „	2 4 3
Wright Wm.	24 July 40 0 0	„ „ „	1 10 0
Morris W.	31 „ 50 0 0	„ „ „	1 17 6
Rowe A.	4 Sep. 40 0 0	„ „ „	1 10 0
Whares G. W.	2 Oct. 159 0 0	„ „ „	5 19 3
Verge G.	18 Dec. 100 0 0	„ „ „	3 15 0
	1863		
Verge G.	1 Jan. 204 0 0	„ „ „	7 13 0
Herborn E. W.	22 Jan. 60 0 0	21 Jan., 1875	2 2 7
Rowe W.	5 Feb. 160 0 0	4 Feb., 1875	5 8 10
Pigott Geo., junr.	12 „ 40 0 0	31 Dec., 1874	1 10 0
Crossman A.	26 Mar. 100 0 0	„ „ „	3 15 0
Egan John	23 Apr. 40 0 0	22 April, 1875	1 0 11
Ryan John	30 „ 100 0 0	29 „ „	2 10 9
Wedlock H.	30 „ 47 0 0	31 Dec., 1874	1 15 3
Crossman A.	4 June 150 0 0	„ „ „	5 12 6
Jerrett W.	16 July 58 3 0	„ „ „	2 4 3
Bain John	23 „ 60 0 0	„ „ „	2 5 0
Morris W.	6 Aug. 60 0 0	„ „ „	2 5 0
Boshell Geo.	13 „ 100 0 0	„ „ „	3 15 0
Herborn E. W. L.	13 „ 40 0 0	12 Aug., 1875	0 11 7
Redgate John	20 „ 60 0 0	31 Dec., 1868	15 15 0
Boshell Geo.	26 Nov. 40 0 0	„ „ 1874	1 10 0
Ross A.	24 Dec. 58 3 0	„ „ „	2 4 0
Ross James	24 „ 100 0 0	„ „ „	3 15 0
Seccomb John	31 „ 91 0 0	„ „ „	3 8 3
Crossman A.	23 „ 40 0 0	„ „ „	1 10 0
	1864		
Boshell Geo.	19 May 60 0 0	„ „ „	2 5 0
Garrett A.	7 July 41 0 0	„ „ „	1 10 9
Simpson G. W.	29 Sep. 40 0 0	„ „ „	1 10 0
Bain John	10 Nov. 50 0 0	„ „ „	1 17 6
Hooker Wm.	20 Oct. 100 0 0	„ „ 1873	7 10 0
Byrnes Patk.	8 Dec. 300 0 0	„ „ 1874	11 5 0
	1865		
Molloy John	3 Aug. 40 0 0	„ „ „	1 10 0
Frost L.	31 „ 160 1 0	„ „ „	6 0 3
Bartrim G. T.	31 „ 45 0 0	„ „ 1872	5 1 3
Molloy J.	17 „ 60 0 0	„ „ 1874	2 5 0
Boyce C. M'L.	21 Sep. 60 0 0	„ „ „	2 5 0
Panton F. G.	19 Oct. 50 0 0	„ „ „	1 17 6
Neads Julia	14 Sep. 100 0 0	„ „ 1869	22 10 0
M'Carthy John	21 Dec. 43 0 0	„ „ 1874	1 12 3
	1866		
Beard James	1 Feb. 40 0 0	„ „ 1872	4 10 0
Herborn E. W. L.	8 „ 63 0 0	„ „ 1874	2 7 3
Dangar W. T.	8 „ 160 0 0	„ „ „	6 0 0
Maloney Bart.	15 „ 90 0 0	„ „ 1873	6 15 0
Hogan Cornelius	1 Mar. 101 0 0	„ „ 1874	3 15 9
Julian Thos.	8 „ 100 0 0	7 Mar. 1875	3 1 5
Burns Pat.	15 „ 48 0 0	31 Dec. 1874	1 16 0
Morris W.	29 „ 40 0 0	„ „ „	1 10 0
Hogan Corn.	5 April 95 0 0	„ „ „	3 11 3
Chapman Ann	19 „ 200 0 0	„ „ 1873	15 0 0
Boshell George	10 May 40 0 0	„ „ 1874	1 10 0
Molloy John	2 Aug. 102 0 0	„ „ „	3 16 6
Oakes Wm.	2 „ 40 0 0	„ „ „	1 10 0
Oakes D. W.	2 „ 40 0 0	„ „ „	1 10 0
Morrissey M.	9 „ 80 0 0	„ „ 1873	6 0 0
Smith Alfred	13 Sept. 40 0 0	„ „ 1874	1 10 0
Tierney S.	1 Nov. 40 0 0	„ „ „	1 10 0
M'Manus J.	8 „ 46 0 0	„ „ „	1 14 6
Frisby John	15 „ 63 0 0	„ „ 1873	4 14 6
Nicoll G. W.	6 Dec. 40 0 0	„ „ 1874	1 10 0
	1867		
Plummer W.	7 Feb. 100 0 0	„ „ „	3 15 0
Plummer Jesse	7 „ 40 0 0	„ „ „	1 10 0
Unterheimer A.	6 June 129 0 0	„ „ „	4 16 9
Lawrence A.	13 „ 40 0 0	„ „ 1872	4 10 0
Dornan Alex.	4 July 60 0 0	„ „ „	6 15 0
Crossman A.	4 „ 43 0 0	„ „ 1874	1 12 3
Bolster Ann	7 Feb. 103 0 0	„ „ „	3 17 3
Oakes D. W.	7 Mar. 40 0 0	6 Mar., 1875	1 4 8
Crossman A.	4 July 72 0 0	31 Dec., 1874	2 14 0
Murray W. J.	11 „ 60 0 0	„ „ 1873	4 10 0
Miles Wm.	25 „ 40 0 0	„ „ „	3 0 0
Moore G. E.	12 Sept. 39 2 0	„ „ 1874	1 9 7
Salmon W. J.	4 Oct. 78 2 0	„ „ „	2 19 0
Rowe N.	24 „ 40 0 0	„ „ 1873	3 0 0
Byrnes Pat.	14 Nov. 69 0 0	„ „ 1874	2 11 9
Hall Wm.	1868 26 Mar. 50 0 0	Nil	8 18 10
Bale Wm.	2 Apr. 142 0 0	31 Dec., 1872	15 19 6
Panton Wm.	9 „ 120 0 0	„ „ 1874	4 10 0
Johnson W. D.	16 „ 40 0 0	„ „ 1873	3 0 0
Hayes Robt.	7 May 80 0 0	„ „ 1874	3 0 0
Unterheimer L.	4 June 107 0 0	„ „ „	4 0 3
O'Sullivan J.	9 July 41 0 0	„ „ „	1 10 9
M'Carthy Jno.	9 „ 56 0 0	„ „ „	2 2 0
Ryan John	27 Aug. 46 0 0	„ „ „	1 14 6
Egan Anthony	27 „ 135 0 0	„ „ „	5 1 3
Winslow Geo.	27 „ 40 0 0	„ „ „	1 10 0
Sullivan John	17 Sept. 57 0 0	„ „ „	2 2 9
Baldwin S. C.	1 Oct. 68 0 0	„ „ 1872	7 13 0
Bowen W.	8 „ 50 0 0	„ „ 1874	1 17 6
Kavins P.	3 Dec. 40 0 0	„ „ „	1 10 0
Bowen Charles	10 „ 40 0 0	9 Dec., 1874	1 11 10
Oakes Wm.	17 „ 86 0 0	31 „ „	3 4 6
	1869		
Plummer Jas.	14 Jan. 40 0 0	„ „ „	1 10 0
Bradley Jas.	21 „ 60 0 0	„ „ „	2 5 0
Panton F. G.	4 Feb. 40 0 0	„ „ „	1 10 0
Hayes R.	4 „ 100 0 0	„ „ „	3 15 0
Toohey J.	4 „ 59 0 0	„ „ „	2 4 3
Shally Thos.	8 Apr. 80 0 0	„ „ „	3 0 0
Plummer Jessie	8 „ 40 0 0	„ „ 1874	1 10 0
O'Donnell Jno.	6 May 60 0 0	„ „ 1873	4 10 0
Shelly Thos.	13 „ 40 0 0	„ „ 1874	1 10 0
Rowe Austral.	13 „ 50 0 0	„ „ „	1 17 6
Gillon John, junior	27 „ 40 0 0	„ „ „	1 10 0
Jackson Chs.	27 „ 80 0 0	„ „ „	3 0 0
Knauer J. G.	10 June 40 0 0	„ „ „	1 10 0
Cook Jas., jr.	1 July 126 0 0	„ „ „	4 14 6
Russell Ml.	8 „ 60 0 0	„ „ 1872	6 15 0
O'Donnell Jno.	8 „ 40 0 0	„ „ 1873	3 0 0
Rowe Norman	29 „ 41 0 0	„ „ „	3 1 6
Rowe Austral	8 „ 40 0 0	„ „ 1874	1 10 0
Sullivan W. F.	5 Aug. 240 0 0	„ „ „	9 0 0
O'Sullivan Jno.	19 „ 74 0 0	„ „ „	2 15 6
Salamon W. J.	9 „ 42 2 0	„ „ „	1 12 0
Lawson Rebecca	9 „ 58 2 0	„ „ „	2 5 0
O'Sullivan John	16 „ 111 0 0	„ „ „	4 3 3
Maloney James	30 „ 152 0 0	„ „ „	5 14 0
Moss Mary J.	21 Oct. 52 0 0	„ „ „	1 19 0
Barclay Jno.	28 „ 40 0 0	27 Oct., 1873	3 5 4
Frisby Henry	28 „ 40 0 0	31 Dec., 1874	1 10 0
Byrne Elisha	28 „ 88 0 0	„ „ „	3 6 0
O'Donnell John	25 Nov. 40 0 0	„ „ 1873	3 0 0
Lamont Chas.	25 „ 55 0 0	„ „ 1874	2 1 3
Ducat W. H.	2 Dec. 185 0 0	„ „ „	6 18 9
	1870		
Oakes Wm. M.	6 Jan. 48 0 0	„ „ „	1 16 0
Finnicane M.	27 „ 100 0 0	„ „ „	3 15 0
Carey Tim.	3 Feb. 60 0 0	„ „ „	2 5 0
Regan E.	3 „ 100 0 0	„ „ „	3 15 0
Hayes Robt.	17 „ 100 0 0	„ „ „	3 15 0
Maher Thos.	17 „ 40 0 0	16 Feb., 1874	2 16 2
Byrne J. P.	17 „ 40 0 0	31 Dec., 1874	1 10 0
Rowe A.	17 „ 70 0 0	„ „ „	2 12 6
Byrnes Cornelius	7 April 40 0 0	6 April, 1874	2 12 1
Anderson William	7 „ 189 2 0	31 Dec., 1874	7 2 3
Kinnear Wm.	7 „ 40 0 0	„ „ „	1 10 0
Carey Patk.	9 June 60 0 0	„ „ „	2 5 0
Bayldon John L. P.	9 „ 51 0 0	8 June, 1874	2 19 0
Anderson James	9 „ 101 0 22	31 Dec., 1874	3 15 10
Reeves Hy. T.	9 „ 86 0 0	„ „ „	2 16 6
Carey Tim.	21 July 40 0 0	„ „ „	1 10 0
Behan James	4 Aug. 94 0 0	„ „ „	3 10 6
Durack or Ducat J. E.	11 „ 45 0 0	„ „ „	1 13 9
Anderson W. R.	18 „ 152 0 0	„ „ „	5 14 0
Rafferty Tim.	1 Sept. 40 0 0	„ „ „	1 10 0
	1871		
M'Aleer Philip	2 Feb. 65 1 0	„ „ „	2 9 0
Rudder L. B.	16 „ 84 0 0	„ „ „	3 3 0
Rafferty B.	10 Aug. 50 0 0	Nil.	2 12 3
Milligan Robt.	10 „ 40 0 0	31 Dec., 1874	1 10 0
O'Sullivan John	17 „ 80 0 0	„ „ „	3 0 0
	1872		
Porrick Lydia	18 Jan. 40 0 0	Nil.	1 8 7
Legg Thomas	18 „ 80 0 0	„	2 17 2
		Total.....£	536 1 10

MOAMA DISTRICT.

Name of Conditional Purchaser, and Date of Selection.	Area.	Interest paid to	Amount of Interest due to 31 December, 1875.	Name of Conditional Purchaser and Date of Selection	Area.	Interest paid to.	Amount of Interest due to 31 December, 1875.
1866	a. r. p.		£ s. d.	1868	a. r. p.		£ s. d.
Wolseley Fred. ... 18 Oct.	320 0 0	31 Dec., 1872	36 0 0	Matthews J. T. ... 27 Aug.	320 0 0	26 Aug., 1875	4 3 6
1868							
Preston H. A. ..... 23 July	320 0 0	22 July, 1875	5 6 6				
Matthews J. T..... 27 Aug.	320 0 0	26 Aug., 1875	4 3 6			Total.....£	49 13 6

MURRURUNDI DISTRICT.

	1868						1870				
Ferrier Vict.....	27 Feb.	40 0 0	31 Dec., 1874	1 10 0	Christian Bros. ...	8 Dec.	320 0 0	7 Dec., 1875	0 15 9		
	1869				Christian J. B.....	15 „	40 0 0	14 Dec., 1875	0 1 3		
Seivl John.....	3 June	40 0 0	Nil	5 7 5	Paine Alfred	15 „	40 0 0	14 „ „	0 1 3		
Williams H.....	16 Sept.	320 0 0	31 Dec., 1874	12 0 0	Christian Bros.....	15 „	80 0 0	14 „ „	0 2 6		
Shanahan, R., jr. ...	16 „	40 0 0	„ 1873	3 0 0	Christian J. B.....	15 „	40 0 0	14 „ „	0 1 3		
Do	16 „	40 0 0	„ „	3 0 0	„ „	15 „	40 0 0	14 „ „	0 1 3		
Weaver Richd.....	11 Nov.	100 0 0	10 Nov., 1875	0 10 6	Paine Alfred.....	15 „	40 0 0	14 „ „	0 1 3		
Do	11 „	40 0 0	„ „	0 4 2	Christian Bros.....	15 „	40 0 0	14 „ „	0 1 3		
Elford M.....	11 „	320 0 0	31 Dec., 1873	24 0 0	Heath G. K.....	15 „	50 0 0	14 „ „	0 1 8		
Elford J. L.	11 „	320 0 0	„ „	24 0 0							
Weaver Richd.....	11 „	40 0 0	10 Nov., 1875	0 4 2		1871					
Seivil John	16 Dec.	40 0 0	15 Dec, „	1 4 0	Keegan W.	14 Sept.	40 0 0	13 Sept., 1875	0 8 11		
	1870				Allen James.....	12 Oct.	40 0 0	Nil	1 16 8		
Sweeney M.	21 July	50 0 0	31 Dec., 1874	1 17 6	Carey Ann	23 Nov.	40 0 0	22 Nov., 1875	0 3 3		
Campbell Peter.....	29 Sept.	40 0 0	31 Dec., 1873	3 0 0	Straub Wm.	30 „	40 0 0	29 „ „	0 2 8		
Blacker R.....	27 Oct.	100 0 0	26 Oct., 1875	0 13 6	Murphy Michl.....	7 Dec.	40 0 0	6 Dec. „	0 2 1		
Christian Messrs. ...	3 Nov.	320 0 0	3 Nov. „	1 18 9	Hunt Thos.	14 „	40 0 0	13 „ „	0 1 6		
Do.....	3 „	40 0 0	3 „ „	0 4 10		1872					
Parnell Richd.	3 „	320 0 0	3 „ „	1 18 9	Small Thos.	4 Jan.	40 0 0	Nil	1 9 8		
Parnell Marya	3 „	320 0 0	2 „ „	1 18 9	Cook Susan	29 Feb.	80 0 0	„	2 10 4		
Pengilly J. H.	10 „	40 0 0	9 „ „	0 4 4	Tafford Chas.	7 Mar.	40 0 0	„	1 4 8		
Blacker Thos.	10 „	114 0 0	9 „ „	0 12 2	Sevil Isabella	28 „	40 0 0	„	1 3 0		
Paine G. W.	8 Dec.	199 0 0	7 Dec., 1875	0 9 10				Total.....£	97 12 1		
Do.	8 „	120 0 0	7 „ „	0 5 11							

NEWCASTLE DISTRICT.

	1862				Johnston Wm.	16 Nov.	67 0 0	15 Nov. „	0 6 4		
Johnson Peter	3 June	60 0 0	2 June, 1868	17 1 3	Barlow, Syl.	30 „	40 0 0	29 „ „	0 2 7		
	1869										
Reed Edward	11 Nov.	40 0 0	10 Nov., 1875	0 4 2				Total.....£	18 1 7		
	1871										
Barlow Syl.	5 Oct.	40 0 0	4 Oct., 1875	0 7 3							

OXLEY DISTRICT.

	1867					1870					
Parsons Thos.	12 Sept.	40 0 0	31 Dec., 1873	3 0 0	Whyte Wm.	13 Jan.	40 0 0	31 Dec., 1874	1 10 0		
	1869					1871					
Finch A. T.	17 June	40 0 0	Nil	5 6 3	Herriott, Wm.....	24 Aug.	313 0 0	„ „ „	11 14 9		
Rutherford, M'Culloch, and Sellar...	21 Oct.	40 0 0	31 Dec., 1874	1 10 0				Total.....£	23 1 0		

ORANGE DISTRICT.

	1862					1869					
Amor Isaac	7 Jan.	40 0 0	31 Dec., 1871	6 0 0	Lloyd Wm.	21 Jan.	40 0 0	31 Dec., 1873	6 0 0*		
	1863				Hagel Chas.	13 May	40 0 0	12 May, 1875	0 19 2		
Smith J. C	5 Mar.	50 0 0	„ „ 1872	5 12 6	Sadler John	2 Dec.	49 0 0	1 Dec., 1875	0 3 0		
Ryan T.	2 July	58 2 26	1 July, 1871	9 18 1	Osborne B.	23 Dec.	147 0 0	22 „ „	0 2 8		
	1864					1871					
Webb C. J.	18 Feb.	40 0 0	31 Dec., 1874	1 10 0	Cole Thomas.....	7 Sep.	40 0 0	6 Sept., 1875	0 9 6		
	1866				Shannon Wm.	14 „	59 3 0	31 Dec., 1874	2 4 9		
Foster Jno. S.	29 Nov.	40 2 0	„ „ „	1 10 6	Turnbull Jno.	19 Oct.	40 0 0	18 Oct., 1875	0 6 1		
	1868				Culverton G. H. ...	23 Nov.	40 0 0	22 Nov., 1875	0 3 2		
Martin John.....	12 Nov.	50 0 0	11 Nov., 1875	0 5 1							
Stockwell C.	10 Dec.	59 0 0	31 Dec., 1874	2 4 3				Total.....£	37 8 9		

* Mineral.

PATERSON DISTRICT.

	1868					1869					
Poulton Wm.	14 May	40 0 0	13 May, 1872	5 9 1	Borham M. S.	4 Feb.	40 0 0	31 Dec., 1872	4 10 0		
								Total.....£	9 19 1		

Name of Conditional Purchaser, and Date of Selection.	Area.	Interest paid to	Amount of Interest due to 31 December, 1875.	Name of Conditional Purchaser, and Date of Selection.	Area.	Interest paid to	Amount of Interest due to 31 December, 1875.
PENRITH DISTRICT.							
1862	a. r. p.		£ s. d.	1865	a. r. p.		£ s. d.
M'Rae And. ..... 8 April	50 0 0	31 Dec., 1866	16 17 6	Cross R. J. ..... 23 Nov.	40 0 0	31 Dec., 1869	9 0 0
						Total.....£	25 17 6
PORT MACQUARIE DISTRICT.							
				Warlters W..... 24 Nov..	40 0 0	23 Nov., 1875	0 3 1
1862				Webber F. ..... 15 Dec.	40 0 0	14 Dec., 1875	0 1 5
Ewan A. D. ..... 7 Aug.	41 0 0	31 Dec., 1871	6 3 9	1871			
1866				Keough T..... 14 Dec.	200 0 0	13 „ „	0 7 6
Cameron Wm. ..... 2 Aug.	80 0 0	„ „ 1874	3 0 0	1872			
1869				Steele G. A. ..... 18 Jan.	40 0 0	Nil	1 8 7
Hollis Robt. ..... 14 Jan..	40 0 0	„ „ „	1 10 0			Total.....£	13 14 5
1870							
M'Lennan D. ..... 13 Oct..	100 0 0	12 Oct., 1875	0 16 5				
Tighe E. A. ..... 17 Nov..	40 0 0	16 Nov., „	0 3 8				
PORT STEPHENS DISTRICT.							
1864				1871			
Slyney John ..... 13 Oct..	100 0 0	31 Dec., 1874	3 15 0	Bramble Jas. ..... 14 Sep..	40 0 0	31 Dec., 1874	1 10 0
Hurley Geo. ..... 3 Nov.	40 0 0	„ „ 1873	3 0 0	1872			
Lutham Jas. ..... 29 Dec..	40 0 0	28 „ 1875	0 0 3	Fraser Jno. ..... 15 Feb..	40 0 0	Nil	1 6 3
1866						Total.....£	32 16 6
M'Laughlin W. ... 20 Sept.	60 0 0	31 Dec., 1872	6 15 0				
„ ... 18 Oct..	40 0 0	„ „ „	4 10 0				
Gilkison J. ..... 20 Dec.	80 0 0	„ „ 1871	12 0 0				
QUEANBEYAN DISTRICT.							
1862				1869			
Dunne Thos. ..... 7 Jan.	160 0 0	31 Dec., 1867	48 0 0	Wright Jno. E. ... 16 Sept.	40 0 0	31 Dec., 1874	1 10 0
Lawler John. ..... 24 June	40 0 0	„ „ 1868	10 10 0	1870			
				Ledger Saml. ..... 25 Aug.	40 0 0	„ „ 1873	3 0 0
1864				Watts Samuel ..... 8 Dec.	40 0 0	„ „ 1874	1 10 0
Royal Isaac R. ..... 29 Dec.	50 0 0	„ „ 1872	5 12 6	1872			
1866				Laud E. H. ..... 28 Mar.	40 0 0	Nil	1 2 11
Murray W. M. ..... 31 May	40 0 0	„ „ 1871	6 0 0			Total.....£	83 2 1
1869							
Chisholm Jas. ..... 8 July	40 0 0	7 July, 1875	0 14 6				
Campbell G. C. ... 5 Aug.	40 0 0	Nil	5 2 2				
RYLSTONE DISTRICT.							
1863				1869			
Cridland Chas. ..... 21 May	40 0 0	31 Dec., 1873	3 0 0	Tindale Anty. ..... 8 April	40 0 0	31 Dec. 1872	4 10 0
1866							
Thomas Henry ..... 9 Aug.	40 0 0	„ „ 1870	7 10 0			Total.....£	15 0 0
RAYMOND TERRACE DISTRICT.							
1863							
Baird Wm. ..... 22 Oct.	40 0 0	31 Dec., 1874	1 10 0				
		Total ... £	1 10 0				
SCONE DISTRICT.							
1864				1872			
Hopper Pat. ..... 22 Sept.	40 0 0	31 Dec., 1871	6 0 0	White H. C. ..... 22 Feb.	60 0 0	Nil	1 18 6
				Kiley John ..... 22 „	40 0 0	„	1 5 8
1868				Finlay G. B. ..... 21 Mar.	40 0 0	„	1 3 6
Smith Edwd. ..... 14 May	50 0 0	„ „ „	7 10 0				
1867						Total.....£	20 0 2
Moy C. W. ..... 7 Feb.	40 0 0	„ „ 1874	1 10 0				
1871							
Goodworth J. W. B. 28 Sept.	63 3 0	27 Sept., 1875	0 12 6				
SINGLETON DISTRICT.							
1862.				1869.			
Gibbs Sydney ..... 14 Jan.	202 0 0	13 Jan., 1875	7 6 0	Loder Geo. ..... 2 Sept.	320 0 0	31 Dec., 1872	36 0 0
Graham Jno. ..... 14 „	40 0 0	13 „ „	1 8 11	1870.			
Ayton John ..... 18 Mar.	100 0 0	31 Dec., 1874	3 15 0	Burns Robt. ..... 16 June	40 0 0	31 Dec., 1874	1 10 0
Moore Geo., junr.... 14 Aug.	40 0 0	13 Aug., 1875	0 11 6	1871.			
1866.				Brown Thos. ..... 13 April	50 0 0	31 Dec., 1874	1 17 6
Moore John ..... 16 Aug.	140 0 0	31 Dec., 1871	21 0 0	Russell E. & W. ... 21 Dec.	50 0 0	„ „ „	1 17 6
1868.						Total.....£	81 6 5
Picksley S. ..... 9 July	40 0 0	31 Dec., 1874	1 10 0				
1869.							
Moran Patk. ..... 7 Jan.	40 0 0	31 Dec., 1872	4 10 0				
SHOALHAVEN DISTRICT.							
				1870.			
1862.				Hannigan Wm. ... 3 Nov.	40 0 0	31 Dec., 1874	1 10 0
Harris Thomas..... 23 Oct.	47 0 0	31 Dec., 1870	8 16 3			Total.....£	10 6 3

Name of Conditional Purchaser, and Date of Selection.	Area.	Interest paid to	Amount of Interest due to 31 December, 1875.	Name of Conditional Purchaser, and Date of Selection.	Area.	Interest paid to	Amount of Interest due to 31 December, 1875.
TAMWORTH DISTRICT.							
1862.	a. r. p.		£ s. d.	1871.	a. r. p.		£ s. d.
Dowe Thomas ..... 10 July	50 0 0	9 July, 1875	0 18 0	Pringle Robt. ..... 2 Feb.	320 0 0	31 Dec., 1874	12 0 0
1865.				1872.			
Campbell P. J..... 12 April	40 0 0	31 Dec., 1874	1 10 0	Maunder Jno. ..... 11 Jan.	80 0 0	Nil	2 18 4
Cook Benj., junr. ... 27 „	80 0 0	26 April, 1875	2 0 11	Christian Wm. ..... 8 Feb.	80 0 0	„	2 13 7
1866.				White D. C. ..... 15 „	40 0 0	„	1 6 4
Whitten Anty. ..... 1 Mar.	40 0 0	31 Dec., 1874	1 10 0	Bellinger Jos. ..... 14 Mar.	40 0 0	„	1 4 1
				Christian Wm. ..... 14 „	80 0 0	„	2 8 2
1869.				„ ..... 14 „	80 0 0	„	2 8 2
Bright Ludvig ..... 17 June	40 0 0	16 June, 1875	0 16 3	„ ..... 14 „	80 0 0	„	3 8 2
1870.						Total.....£	38 7 0
Cohen Abram ..... 3 Mar.	56 0 0	2 Mar., 1875	1 15 0				
Duff John..... 30 June	40 0 0	31 Dec., 1874	1 10 0				
URANA DISTRICT.							
1869				1872			
Sumner and Faed... 25 Nov.	100 0 0	24 Nov., 1874	4 2 7	Tulley Mark ..... 29 Feb.	40 0 0	Nil	1 5 2
						Total.....£	5 7 9
TUMUT DISTRICT.							
1866				1869			
Piper William ..... 5 Aprl.	40 0 0	31 Dec., 1874	1 10 0	Anagan Thos. ..... 18 Nov.	40 0 0	17 Nov., 1875	0 3 8
1868							
Curll George ..... 16 Jan.	40 0 0	15 Jan., 1873	4 8 9			Total.....£	6 2 5
TENTERFIELD DISTRICT.							
1869				1871			
Holley Wm. ..... 15 Apl.	50 0 0	31 Dec., 1873	3 15 0	Purcey James ..... 12 Jan.	40 0 0	31 Dec., 1874	1 10 0
						Total.....£	5 5 0
TWEED RIVER DISTRICT.							
1868				1872			
M'Donald J. ..... 31 Dec.	68 0 0	31 Dec., 1872	7 13 0	Marshall Robt..... 4 Jan.	50 0 0	Nil	1 17 2
1869				Angelo T. M. ..... „ „	48 0 0	„	1 15 9
M'Donald J. ..... 11 Mar.	49 0 0	31 Dec., 1872	5 10 3				
Maher Stephen..... 20 May	120 0 0	„ „ 1874	4 10 0			Total.....£	24 6 2
M'Leod Mary ..... 8 July	40 0 0	„ „ 1873	3 0 0				
WAGGA WAGGA DISTRICT.							
1864				1867			
West John ..... 16 June	135 3 0	31 Dec., 1874	5 2 0	Devlin James ..... 3 „	320 0 0	2 Jan., 1875	11 18 8
„ „ ..... 16 „	Balance of interest for 1874		2 6 5	Hookerwin Thos. ... 3 „	320 0 0	„ „ „	11 18 8
1865				M'Farlane Jas..... 17 „	41 3 0	16 „ 1874	3 1 9
M'Intyre W. R. ... 23 Feb.	244 0 0	22 Feb., 1872	7 16 6	Hookerwin Thos.... 28 Feb.	320 0 0	27 Feb., 1875	10 1 11
M'Intyre W. ..... 31 Aug.	301 0 0	31 Dec., 1874	11 5 9	Hookerwin E. ..... 28 „	320 0 0	„ „ „	10 1 11
Devlin A. A..... 14 Dec.	100 0 0	„ „ 1872	11 5 0	Galvin Geo., senr... 13 June	40 0 0	12 June, 1875	0 16 7
1866				Hutton R. W. ..... 29 Aug.	184 1 0	31 Dec., 1874	6 18 2
Hore John ..... 4 Jan.	320 0 0	31 Dec., 1874	12 0 0	1868			
Meares J. D. ..... 11 „	320 0 0	12 „ 1875	11 13 6	Mulholland E. K... 2 April	320 0 0	31 „ „	12 0 0
Battersby H. E. ... 1 Feb.	320 0 0	31 Jan., 1875	10 19 7	Jenkins Francis ... 30 „	70 0 0	29 April 1874	2 5 8
M'Entyre Wm. ... 5 Mar.	60 0 0	14 Mar., 1872	7 16 0	Jenkins John ..... 30 „	320 0 0	„ „ „	8 2 4
*Molloy Thos. ..... 5 Apl.	40 0 0	31 Dec., 1871	5 12 0	Jenkins Robt. ..... 30 „	320 0 0	„ „ 1873	8 2 4
Dunn Robt. ..... 5 „	40 0 0	31 „ 1874	1 10 0	M'Culloch & Sellar 14 May	50 0 0	31 Dec., 1872	5 12 6
„ „ ..... 5 „	40 0 0	„ „ „	1 10 0	Rogers Patk..... 14 „	120 0 0	„ „ „	13 10 0
Donnelly Jno. ..... 5 „	320 0 0	4 April, 1874	20 18 3	Rudd Wm. ..... 21 „	320 0 0	„ „ 1874	12 0 0
Morgan A. B. ..... 19 „	60 0 0	31 Dec., 1874	2 5 0	Oakman Thos. ..... 21 „	40 0 0	20 May, 1875	0 18 6
Dunn John ..... 31 May	40 0 0	„ „ „	1 10 0	Devlin Jas., senr.... 28 „	179 0 0	31 Dec., 1874	6 14 3
Devlin A. A..... 7 June	320 0 0	„ „ „	12 0 0	Lupton John ..... 4 June	100 0 0	„ „ „	3 15 0
Devlin Arthur ..... 7 „	320 0 0	„ „ „	12 0 0	Flamery John ..... 11 „	100 0 0	„ „ „	3 15 0
Dunn Robt. ..... 28 „	40 0 0	„ „ „	1 10 0	M'Farlane Jas..... 2 July	69 2 0	„ „ 1873	5 4 4
Hamlin Wm. ..... 5 July	40 0 0	„ „ „	1 10 0	Donnelly John..... 20 Aug.	60 0 0	„ „ 1874	2 5 0
Devlin A. A. ..... 26 „	80 0 0	„ „ 1872	9 0 0	Donnelly John..... 20 „	40 0 0	31 Dec., 1874	1 10 0
M'Entyre W. ..... 9 Aug.	42 0 0	8 Aug., 1872	5 7 0	Fennell Stephen ... 5 Nov.	167 0 0	„ „ „	6 5 3
Morgan A. B. ..... 16 „	40 0 0	31 Dec., 1874	1 10 0	Mulholland G..... 12 „	320 0 0	„ „ „	12 0 0
„ „ ..... 23 „	102 3 0	„ „ „	3 17 3	Dunn S. J. ..... 12 „	60 0 0	„ „ „	2 5 0
Devlin, sr., Jas..... 13 Dec.	320 0 0	„ „ „	12 0 0	Morrison Alex..... 19 „	142 2 0	„ „ „	5 6 11
„ „ ..... 13 „	320 0 0	„ „ „	12 0 0	Mulholland L. A.... 19 „	40 0 0	„ „ „	1 10 0

*£2 instalment paid.

WAGGA WAGGA—*continued.*

Name of Conditional Purchaser, and Date of Selection.	Area.	Interest paid to	Amount of Interest due to 31 December, 1875.
	1868 a. r. p.		£ s. d.
Dunn S. J.	3 Dec. 40 0 0	31 Dec., 1874	1 10 0
Flood Edwd.	3 „ 320 0 0	2 Dec., 1875	0 19 1
„	3 „ 320 0 0	„ „ „	0 19 1
Davison Jno.	31 „ 40 0 0	31 Dec., 1873	3 0 0
	1869		
Higgins Marcus	7 Jan. 320 0 0	6 Jan., 1875	11 16 1
Higgins Percy W.	7 „ 320 0 0	6 „ „	11 16 1
Donnelly Jno.	28 „ 122 1 0	27 „ „	8 17 4
Mulholland L. A.	18 Mar. 40 0 0	31 Dec., 1874	1 10 0
Hutton R. W.	25 „ 40 0 0	„ „ „	1 10 0
Bank N. S. Wales	22 April 220 0 0	„ „ „	8 5 0
Devlin Fannie	22 „ 320 0 0	„ „ „	12 0 0
Devlin Wm.	22 „ 320 0 0	„ „ „	12 0 0
Bourke M.	3 June 50 0 0	„ „ 1873	3 15 0
Bank N. S. Wales	3 „ 301 0 0	„ „ 1874	11 3 9
Devlin W. A.	3 „ 280 1 0	„ „ „	10 10 0
Steiner C.	10 „ 47 1 0	9 June, 1875	1 0 0
Bardwell C. D.	10 „ 40 0 0	31 Dec., 1872	4 10 0
Bank N. S. Wales	10 „ 100 0 0	„ „ 1874	3 15 0
Dunn Robt.	17 „ 41 1 0	„ „ 1873	3 1 8
Devlin A. A.	24 „ 100 0 0	„ „ 1872	11 5 0
Bank N. S. Wales	24 „ 100 0 0	„ „ „	11 5 0
Severn James	24 „ 50 0 0	„ „ 1874	11 5 0
„	24 „ 50 0 0	„ „ „	1 17 6
Rudd Isaac	1 July 320 0 0	30 June, 1875	6 1 0
Rudd F. W. P.	1 „ 320 0 0	30 „ „	6 1 0
Flannery Jno.	1 „ 40 0 0	31 Dec., 1874	1 10 0
Bank, N. S. Wales	15 „ 300 0 0	31 „ 1872	33 15 0
Devlin A. A.	15 „ 75 0 0	31 „ „	8 8 9
Bank, N. S. Wales	15 „ 85 0 0	31 „ „	9 11 3
„ „	15 „ 135 0 0	31 „ „	15 3 9
Bardwell C. D.	15 „ 40 0 0	31 „ „	4 10 0
„	15 „ 40 0 0	31 „ „	4 10 0
Flood Jas. J.	22 „ 320 0 0	31 „ 1874	12 0 0
„	22 „ 320 0 0	31 „ „	12 0 0
Bank, N. S. Wales	29 „ 320 0 0	31 „ „	8 5 0
Osborne & Leitch	5 Aug. 320 0 0	31 „ „	12 0 0
Bank, N. S. Wales	12 „ 320 0 0	31 „ „	12 0 0
Hore John	12 „ 200 0 0	31 „ „	7 10 0
Lupton W. H.	12 „ 162 0 0	31 „ „	6 1 6
Hore John	19 „ 116 0 0	31 „ „	4 7 0
		Also for /73 & /74	0 1 6
Davison J.	26 „ 40 0 0	31 Dec., 1874	1 10 0
Mitchell, junr., R.	23 Sept. 320 0 0	31 „ „	12 0 0
Angel Gertrude	23 Sep. 320 0 0	31 „ „	12 0 0
Mitchell junr., R.	23 „ 320 0 0	31 „ „	12 0 0
Lupton E. E.	30 „ 40 0 0	31 „ „	1 10 0
Lupton John	30 „ 106 0 0	31 „ „	3 19 6
Bank, N. S. Wales	30 „ 41 0 0	31 „ „	1 10 9
Hore John	7 Oct. 120 0 0	31 „ „	4 10 0
Lupton J. H.	14 „ 200 0 0	31 „ „	7 10 0
Lupton E. E.	21 „ 100 0 0	31 „ „	3 15 0
„	28 „ 180 0 0	31 „ „	6 15 0
Lupton W. H.	11 Nov. 100 0 0	31 „ „	3 15 0
Lupton Jno.	11 „ 100 0 0	31 „ „	3 15 0
Higgins E. A.	25 „ 136 0 0	31 „ „	5 2 0
Flood Jas. J.	23 „ 40 0 0	31 „ „	1 10 0
Cochrane C.	30 „ 320 0 0	29 „ 1875	0 1 4
Rudd W.	30 „ 40 0 0	31 „ 1874	1 10 0
Donnelly Jno.	1870 6 Jan. 320 0 0	31 Dec., 1873	24 0 0
Dalton Thos.	6 „ 160 0 0	5 Jan., 1874	5 18 5
„	6 „ 40 0 0	5 „ „	2 19 7
Jenkins W. A.	20 „ 320 0 0	19 „ „	11 7 6
Jenkins E. R.	20 „ 200 0 0	19 „ „	7 2 1
M'Mickle D. L. E.	10 Feb. 40 0 0	9 Feb., 1875	1 6 9
Rand John	17 „ 40 0 0	31 Dec., 1874	1 6 2
Jenkins Francis	17 „ 100 0 0	16 Feb., „	3 5 4
Donelly Jno. senr.	24 „ 320 0 0	23 „ „	22 4 6
Morgan H. & C. J.	24 „ 320 0 0	23 „ „	22 4 6
„ „	24 „ 320 0 0	23 „ „	22 4 6
Jenkins Francis	24 „ 200 0 0	23 „ „	6 7 10
Davison John	3 Mar. 40 0 0	31 Dec., „	1 10 0
Ronald & M'Bain	10 „ 40 0 0	31 „ „	1 10 0
Mitchell W.	10 Mar. 320 0 0	9 Mar., 1875	9 15 3
Mitchell J.	10 „ 320 0 0	9 „ „	9 15 3
Morrison Alex.	17 „ 70 0 0	31 Dec., 1873	5 5 0
Donnelly Jno.	24 „ 320 0 0	23 Mar., 1874	21 6 1
Mitchell W.	31 „ 320 0 0	30 „ „	21 6 6
Montgomery G.	7 April 52 0 0	31 Dec., „	1 19 0
Mulholland M. J.	7 „ 47 1 0	31 „ „	1 15 6
do T. J.	7 „ 57 2 0	31 „ „	2 3 2
Harris Robt.	14 „ 40 0 0	13 April, 1875	1 1 6
Fennell Stephen	5 May 283 0 0	31 Dec., 1874	10 12 3
do do	5 „ 105 0 0	31 „ „	3 18 9
Bardwell C. D.	12 „ 60 0 0	31 „ 1873	4 10 0
do	12 „ 40 0 0	31 „ „	3 0 0
Galvin Ed., jr.	2 June 40 0 0	31 „ 1874	1 10 0
do	21 July 60 0 0	31 „ „	2 5 0
M'Entyre Andw.	22 Sep. 40 0 0	21 Sep. „	1 18 3
do	22 „ 40 0 0	21 „ „	1 18 3
Hebden Chas.	22 „ 40 0 0	Nil	3 8 3
do	22 „ 40 0 0	„	3 8 3
Dunn Robt. J.	13 Oct. 50 0 0	31 Dec., 1874	1 17 6
Rand John	20 „ 120 0 0	31 „ „	4 10 0
Donnelly Jno.	3 Nov. 78 0 0	31 „ 1873	5 17 0
Galvin Isabella	10 „ 160 0 0	31 „ 1874	6 0 0
M'Donald D.	8 Dec. 200 0 0	31 „ „	7 10 0
	1871		
Bardwell C. D.	5 Jan. 40 0 0	4 Jan., 1875	1 9 8
do	5 „ 40 0 0	4 „ „	1 9 8
Donnelly John	2 Mar. 320 0 0	1 Mar., „	10 0 6
Davison John	30 „ 40 0 0	31 Dec., 1874	1 10 0
Jenkins John	6 April 60 0 0	5 April 1875	1 13 3
Hatton R. W.	11 May 40 0 0	31 Dec., 1874	1 10 0
Flood J. Jas.	25 „ 40 0 0	31 „ „	1 10 0
Johnson W. J., jr.	8 June 100 0 0	7 June 1875	2 2 6
Walsh Wm.	13 July 100 0 0	31 Dec., 1874	3 15 0
Hatton R. W.	20 „ 135 3 0	31 „ „	5 1 10
Shepherd Albert	27 „ 100 0 0	31 „ „	3 15 0
Collins G. M. R.	28 Sep. 40 0 0	27 Sep., 1875	0 7 9
Gibbs W. B.	5 Oct. 320 0 0	4 Oct., „	2 17 11
Johnson W. J.	19 „ 40 0 0	18 „ „	0 6 1
Troy John Jos.	7 Dec. 40 0 0	31 Dec., 1874	1 10 0
	1872		
Johnson Ed., jr.	4 Jan. 40 0 0	Nil	1 9 9
		Total.....	£1056 10 9

WALGETT DISTRICT.

	1866		
Daley James	20 Dec. 80 0 0	31 Dec., 1873	6 0 0
	1871		
Morris John	20 July 40 0 0	19 July, 1875	0 13 7
	1871		
Morris John	21 Sep. 40 0 0	20 Sep., 1875	0 8 4
		Total.....	£ 7 1 11

WARIALDA DISTRICT.

	1863.		
Collins Wm.	29 Oct. 40 0 0	31 Dec., 1874	1 10 0
	1866.		
Hall T. S.	31 May 60 0 0	„ „ 1873	4 10 0
	1870.		
Hall Mary A.	28 April 40 0 0	27 April, 1875	1 0 4
	1871.		
Macansh J. D.	21 Sept. 320 0 0	20 Sept., „	3 7 1
„	21 „ 320 0 0	„ „ „	3 7 1
Eaton Daniel	16 Nov. 320 0 0	15 Nov., „	1 10 1
	1871.		
Gordon H.	28 Dec. 80 0 0	27 Dec., 1875	0 0 8
Meyer Hy.	28 „ 100 0 0	„ „ „	0 0 10
Smith Geo.	28 „ 60 0 0	„ „ „	0 0 6
Hartogg E. D.	28 „ 50 0 0	„ „ „	0 0 5
	1872.		
Rae John	22 Feb. 40 0 0	Nil	1 5 8
		Total.....	£ 16 12 8

Name of Conditional Purchaser, and Date of Selection.	Area.	Interest paid to	Amount of Interest due to 31 December, 1875.	Name of Conditional Purchaser, and Date of Selection.	Area.	Interest paid to	Amount of Interest due to 31 December, 1875.
WEE WAA DISTRICT.							
1869.	a. r. p.		£ s. d.	1871.	a. r. p.		£ s. d.
Doyle J. F. & A. F. 4 Feb.	120 0 0	3 Feb., 1875	4 1 8	Martin Wm..... 21 Dec.	320 0 0	20 Dec., 1875	0 7 2
Thurlow J. M. .. ... 3 June	71 0 0	2 June, „	1 10 10	1872.			
Arndell Saml. ..... 28 Oct.	40 0 0	27 Oct., „	0 5 4	Harvey Geo..... 7 Mar.	160 0 0	Nil	4 18 3
„ ..... 25 Nov.	40 0 0	24 Nov., 1869	0 3 0	Howell H. W. ..... 14 „	320 0 0	„	9 12 0
1871.						Total.....£	31 12 3
Cameron Jno. ..... 23 Feb.	320 0 0	22 Feb., 1875	10 4 6				
Stanford Geo. ..... 7 Sept.	40 0 0	6 Sept., „	0 9 6				
WELLINGTON DISTRICT.							
1862.				1867.			
Dulhuntz R. G. ... 14 Aug.	40 0 0	13 Aug., 1875	0 11 6	Miles Henry..... 17 Jan.	60 0 0	17 Jan., 1873	6 9 3
1863.				1872.			
„ ... 18 June	40 0 0	17 June, „	0 16 2	Veech M. P. & B... 22 Feb.	40 0 0	Nil	1 5 9
Barr Richd. ..... 10 Sept	40 0 0	31 Dec., 1867	12 0 0				
1864.						Total.....£	28 12 8
*Durston Thos. ..... 22 Sept.	40 0 0	„ „ 1870	7 10 0				
Durston deceased: Ownership claimed by Jos. Mitchell.							
WINDSOR DISTRICT.							
1865.				1871.			
Brown John..... 23 Feb.	40 0 0	22 Feb., 1872	5 15 9	Houlahan Jas. ..... 28 Sept.	40 0 0	31 Dec., 1874	1 10 0
Leet Israel ..... 30 Mar.	40 0 0	29 Mar., „	5 12 9				
1868.						Total.....£	14 8 6
Tunney Owen ..... 23 July	40 0 0	31 Dec., 1874	1 10 0				
WINGHAM DISTRICT.							
1863				1869			
Sullivan Wm. ..... 26 Feb.	47 0 0	25 Feb., 1868	1 9 9	Targett J. A. W. ... 3 June	40 0 0	2 June, 1874	2 7 5
Paton John ..... 1 Oct.	40 0 0	31 Dec., 1874	1 10 0	1871			
Norcot Wm..... 10 Dec.	40 0 0	„ „ „	1 10 0	Patton John ..... 14 Sept.	40 0 0	13 Sept., 1875	0 8 11
1866				1872			
Boyce Charles ..... 5 July	50 0 0	„ „ 1873	3 15 0	Newell James ..... 7 Mar.	50 0 0	Nil.	1 10 10
1867							
Boyce Charles ..... 7 Feb.	60 0 0	„ „ „	4 10 0			Total.....£	24 11 11
1868							
Targett A. J. W. ... 16 July	40 0 0	„ „ „	3 0 0				
„ ... 16 „	60 0 0	„ „ „	4 10 0				
WOLLOMBI DISTRICT.							
1862				1871			
Kerr Hugh ..... 9 Oct.	50 0 0	31 Dec., 1872	5 12 6	Houlahan W. ..... 2 Nov.	40 0 0	1 Nov., 1875	0 5 0
1863				1872			
White Margaret ... 23 July	52 0 0	„ „ 1868	13 13 0	Jackson James ..... 29 Feb.	40 0 0	Nil.	1 5 2
1862							
Upton Jas., senr.... 10 July	40 0 0	„ „ 1871	6 0 0			Total.....£	33 13 8
1865							
Cross D. G. ..... 13 July	48 0 0	„ „ 1872	5 8 0				
1869							
Lynch John ..... 9 Sept.	40 0 0	„ „ 1874	1 10 0				
WOLLONGONG DISTRICT.							
1865				1869			
O'Brien T., junr. ... 23 Feb.	42 0 0	31 Dec., 1873	3 3 0	Strickland A. ..... 21 Jan.	40 0 0	31 Dec., 1872	4 10 0
Hildebrand T. ..... 27 April	66 0 0	„ „ 1871	9 18 0				
Alberton Stepn. ... 27 July	50 0 0	„ „ 1872	5 12 6			Total.....£	23 3 6
YASS DISTRICT.							
1862				1869			
Daly Timothy ..... 18 Feb.	40 0 0	31 Dec., 1871	6 0 0	Chisholm Jas. ..... 4 Mar.	40 0 0	3 Mar., 1875	1 4 11
1863				„ ..... 4 „	40 0 0	„ „ „	1 4 11
White Patrick ..... 12 Feb.	40 0 0	11 Feb., 1868	11 16 8	„ ..... 4 „	40 0 0	„ „ „	1 4 11
Rodgers Geo. ..... 28 May	40 0 0	27 May, 1870	8 7 11	„ ..... 15 Apr.	40 0 0	31 Dec., 1873	3 0 0
White Patrick ..... 17 Sept.	40 0 0	16 Sept., 1868	10 18 9	Perry Peter, jr. ... 4 Nov.	40 0 0	„ „ 1874	1 10 0
1864				1871			
Costello John ..... 14 Apr.	43 0 0	13 Apr., 1873	4 7 6	Kennedy Pat., jr.... 7 Sept.	40 0 0	6 Sept., 1875	0 9 6
„ ..... 15 Sept.	43 0 0	14 Sept., 1873	3 14 1	Clancy Martin ..... 28 „	40 0 0	27 „ „	0 7 9
1865				1872			
Lynch John ..... 28 Sept.	100 0 0	31 Dec., 1872	11 5 0	Hynds Mary..... 7 Mar.	40 0 0	Nil	1 4 8
O'Neile John ..... 5 Oct.	100 0 0	„ „ 1874	3 15 0	Clancy Pat. ..... 28 „	120 0 0	„	3 8 9
1866				Hallam Edwd. ..... 28 „	50 0 0	„	1 8 8
Beren John ..... 1 Feb.	40 0 0	„ „ „	1 10 0				
1868						Total.....£	77 3 8
Fraser John ..... 5 Nov.	40 0 0	4 Nov., 1875	0 4 8				
YOUNG DISTRICT.							
1871				1872			
Hughes W. G. ..... 31 Aug.	40 0 0	31 Dec., 1874	1 10 0	Bannon Jno..... 21 Mar.	40 0 0	Nil	1 3 6
1872							
Trewenick M. ..... 7 Mar.	60 1 0	Nil	1 17 '3			Total.....£	4 10 9

The Treasury, New South Wales,
9th December, 1875.

Sydney: Thomas Richards, Government Printer.—1876.

[1s.]

1875–6.

LEGISLATIVE ASSEMBLY.

NEW SOUTH WALES.

CONDITIONAL PURCHASES.

(COPIES OF CIRCULARS ISSUED TO INSPECTORS OF.)

Ordered by the Legislative Assembly to be printed, 14 *March*, 1876.

RETURN to an *Order* made by the Honorable the Legislative Assembly of New South Wales, dated 8 February, 1876, That there be laid upon the Table of this House,—

"Copies of the Circulars issued by the Minister for Lands to the Inspectors "of Conditional Purchases."

(Mr. Driver, on behalf of Mr. Taylor.)

SCHEDULE.

NO.		PAGE.
1.	Circular to each Inspector of Conditional Purchases, with regard to their stopping at private residences of pastoral tenants of the Crown. 23 December, 1875	2
2.	Similar circular to each of the Commissioners of Conditional Purchases. 23 December, 1875	2
3.	Circular to each of the Inspectors of Conditional Purchases on the same subject. 8 February, 1876	2
4.	Similar circular to No. 3 sent to each of the Commissioners of Conditional Purchases. 8 February, 1876	3

CONDITIONAL PURCHASES.

No. 1.

CIRCULAR TO INSPECTORS OF CONDITIONAL PURCHASES.

Department of Lands,
Sydney, 23 December, 1875.

SIR,

The attention of the Secretary for Lands having been publicly called in a debate in the Legislative Assembly to the fact that Inspectors were in the habit of stopping at the private residences of pastoral tenants of the Crown, thereby exciting suspicion in the minds of conditional purchasers and others of an undue leaning towards the former class of persons,—I am directed to inform you that you are to abstain, when travelling on duty, from visiting or stopping at the private residence of any person whatever, and otherwise to act with the greatest circumspection, so as to avoid the imputation or suspicion of being accessible to class influences, and to show a high sense of what is due to your reputation and the responsibilities of your office.

I have, &c.,
W. W. STEPHEN.

No. 2.

CIRCULAR TO COMMISSIONERS OF CONDITIONAL PURCHASES.

Department of Lands,
Sydney, 23 December, 1875.

SIR,

The attention of the Secretary for Lands having been publicly called in a debate in the Legislative Assembly to the fact that Commissioners were in the habit of stopping at the private residences of pastoral tenants of the Crown, thereby exciting suspicion in the minds of conditional purchasers and others of an undue leaning towards the former class of persons,—I am directed to inform you that you are to abstain, when travelling on duty, from visiting or stopping at the private residence of any person whatever, and otherwise to act with the greatest circumspection, so as to avoid the imputation or suspicion of being accessible to class influences, and show a high sense of what is due to your reputation and the responsibilities of your office.

Complaints having also been made that the Courts are only held at the principal town of the Land Office District, I am to apprise you that in future all cases as a matter of course should be inquired into at the Court House nearest to the locality of the conditional purchase in question, but that when the question at issue is the fulfilment of the condition of improvements the inquiry should, whenever convenient—as, for instance, whenever the Commissioner may be in the vicinity of the land in question—be held upon the land respecting which the dispute exists, or at the nearest possible convenient place.

I have, &c.,
W. W. STEPHEN.

No. 3.

CIRCULAR TO INSPECTORS OF CONDITIONAL PURCHASES.

Department of Lands,
Sydney, 8 February, 1876.

SIR,

In reference to my circular letter of the 23rd December last, in which you were apprised that you were to abstain, when travelling in the performance of your duties under the Lands Act Amendment Act of 1875, from visiting or stopping at the private residences of any persons whatever,—I am now directed to inform you, as some misunderstanding appears to have arisen with regard to the intention of the circular in question and the reasons for issuing it, that the Secretary for Lands does not wish you to consider the above instruction as an absolute prohibition (as apparently has been supposed) from all social intercourse, under all circumstances (while on duty), with persons residing in the limits of your district; neither did he intend the circular to be regarded in the slightest degree as any indication of a want of confidence on his part in your faithful and impartial discharge of the responsible duties entrusted to you.

2. What the Secretary for Lands desires you to understand is, that wherever practicable, you should not, whilst engaged in the inspection of conditional purchases, stay at the residences either of pastoral tenants of the Crown or of conditional purchasers; as he considers it better, where such important interests are involved, that you should avoid doing anything whatever to warrant even the suspicion (however unfounded) of your being biased by personal considerations or class influences either on one side or the other. Should it happen, however, from the want of proper public accommodation in portions of your district, or other causes, that the observance of this rule will be found impracticable, excepting at great or unnecessary personal inconvenience, Mr. Secretary Garrett, in such cases, has no desire to bind you to the strict literal words of the circular, so long as you adhere to its general spirit, as above indicated; and he places full reliance in your discretion in carrying out his views in such a manner as will be consistent with your own official position as well as with the public interest.

I have, &c.,
W. W. STEPHEN.

No. 4.

CIRCULAR TO COMMISSIONERS OF CONDITIONAL PURCHASES.

Department of Lands,
Sydney, 8 February, 1876.

SIR,

In reference to my circular letter of the 23rd December last, in which you were apprised that you were to abstain, when travelling in the performance of your duties under the Lands Act Amendment Act of 1875, from visiting or stopping at the private residences of any persons whatever, I am now directed to inform you, as some misunderstanding appears to have arisen with regard to the intention of the circular in question and the reasons for issuing it, that the Secretary for Lands does not wish you to consider the above instruction as an absolute prohibition (as apparently has been supposed) from all social intercourse, under all circumstances (while on duty), with persons residing in the limits of your district; neither did he intend the circular to be regarded in the slightest degree as any indication of a want of confidence on his part in your faithful and impartial discharge of the responsible duties entrusted to you.

2. What the Secretary for Lands desires you to understand is, that wherever practicable you should not, whilst engaged in holding your Courts of inquiry, stay at the residences either of pastoral tenants of the Crown or of conditional purchasers, as he considers it better, where such important interests are involved, that you should avoid doing anything whatever to warrant even the suspicion (however unfounded) of your being biased by personal considerations or class influences either on one side or the other. Should it happen, however, from the want of proper public accommodation in portions of your district, or other causes, that the observance of this rule will be found impracticable, excepting at great or unnecessary personal inconvenience, Mr. Secretary Garrett, in such cases, has no desire to bind you to the strict literal words of the circular, so long as you adhere to its general spirit as above indicated; and he places full reliance in your discretion in carrying out his views in such a manner as will be consistent with your own official position as well as with the public interest.

I have, &c.,
W. W. STEPHEN.

Sydney: Thomas Richards, Government Printer—1876.

[3*d*.]

1875–6.

LEGISLATIVE ASSEMBLY.

NEW SOUTH WALES.

SURVEY OF CONDITIONAL PURCHASES.

(UNACTED ON INSTRUCTIONS TO SURVEYORS.)

Ordered by the Legislative Assembly to be printed, 17 August, 1876.

RETURN showing the number of Unacted on Instructions which have been referred to Licensed Surveyors Higgins, Dowe, Capper, Elliott, Wyndham, Goodwin, Cooper, and Loder; together with the names of the Conditional Purchasers, and the date of application of each,—as asked for in the Legislative Assembly by Mr. Bennett.

Surveyor's Name.	Purchaser's Name.	C.P. No.	Date of Application.
L.-S. Higgins	J. Walker	72– 671	22 Feb., 1872.
	do.	672	22 „ „
	R. Eastway	2812	23 May, „
	J. Darby	4934	8 Aug., „
	A. Nowlan	3141	6 June, „
	W. Jackson	73–13230	18 Dec., 1873.
	do.	13228	7 „ „
	T. Smith	74– 2344	26 Feb., 1874.
	T. Temor	2343	26 „ „
	H. Page	3437	19 Mar., „
	J. Page	3432	19 „ „
	B. Smith	75– 66	28 Jan., 1875.
	do.	65	28 „ „
	J. Barry	52	21 „ „
	do.	51	21 „ „
	T. Barlow	130	18 Feb., „
	W. Blockley	199	25 „ „
	A. M. Hardy	205	25 „ „
	T. G. Boyle	74–13648	3 Dec., 1874.
	J. Freeman	75– 240	4 Mar., 1875.
	T. Moffitt	74– 3089	12 „ 1874.
	A. M. Hardy	75– 399	8 April, 1875.
	A. Hardy	400	8 „ „
	do.	401	8 „ „
	T. H. Tomline	437	15 „ „
	C. S. Leonard	447	22 „ „
	A. W. Crump	448	22 „ „
	T. Leonard	449	22 „ „
	C. Bayly	485	29 „ „
	A. Read	323	29 July, „
	J. Darcy	631	3 June, „
	G. Benson	454	22 April, „
	W. Day	831	15 July, „
	W. Case	830	15 „ „
	M. Hardy	816	15 „ „
	H. G. Hardy	815	15 „ „
	J. Bennett	683	10 June, „
	W. J. Bennett	682	10 „ „
	M. Parker	213	3 „ „
	A. Smith	584	20 May, „
	D. Hart	74– 3653	26 Mar., 1874.
	A. Beer	75– 893	5 Aug., 1875.
	A. Hardy	814	15 July, „
	W. Elliott	864	22 „ „
	G. Kelly	885	5 Aug., „
	J. Kelly	886	5 „ „
	R. Kelly	887	5 „ „
	A. Hardy	645	3 June, „
	G. J. Kelly	888	5 Aug., „
	R. Kelly	889	5 „ „
L.-S. Higgins	D. & J. M'Master	75– 891	5 Aug., 1875.
	A. Hardy	638	3 June, „
	E. M. Boyle	48	21 Jan., „
	J. Budworth	731	24 June, „
	W. Hardy	402	8 April, „
	H. N. O'Neil	917	19 Aug., „
	W. Murphy	928	26 „ „
	M. Newman	959	9 Sept., „
	E. Combes	9*a*	2 Dec., „
	P. Darcy	76– 9	20 Jan., 1876.
	J. Doherty	24*a*	23 Dec., 1875.
	J. O'Neil	76– 3	6 Jan., 1876.
L.-S. Dowe	T. Ryan	72– 1907	18 April, 1872.
	J. Carey	1716	11 „ „
	do.	3519	20 June, „
	T. Macdonald	3726	27 „ „
	M. Kelly	73–11394	30 Oct., 1873.
	P. Chambers	13243	18 Dec., „
	A. Ryder	74– 4263	9 April, 1874.
	A. Gardner	13013	12 Nov., „
	J. M'Ginn	13032	19 „ „
	C. Burton	75– 41	21 Jan., 1875.
	C. W. Frieder	265	11 Mar., „
	P. Callinan	179	25 Feb., „
	J. M'Quiggan	266	11 Mar., „
	R. Auld	583	20 May, „
	C. W. Frieder	222	4 Mar., „
	J. Leahy	74–12653	5 Nov., 1874.
	J. G. Dight	75– 132	18 Feb., 1875.
	A. E. Woodward	518	6 May, 1875.
	W. Kirk	503	6 „ „
	A. E. Woodward	472	22 April, „
	C. J. Woodward	471	22 „ „
	J. W. Kirk	470	22 „ „
	J. Kelby	417	15 „ „
	J. Kilby (? Kelly)	416	15 „ „
	W. Kilby (do)	415	15 „ „
	T. Brady	619	27 May, „
	J. Holland	680	10 June, „
	do.	681	10 „ „
	E. Newton	688	10 „ „
	T. Farrant	28	6 May, „
	A. E. Woodward	519	6 „ „
	C. J. Woodward	581	20 „ „
	do.	582	20 „ „
	J. Kelly	597	20 „ „
	P. King	702	10 June, „
	J. Leahy	737	24 „ „
	W. Cole	770	1 July, „
	M. Bettridge	791	8 „ „

Surveyor's Name.	Purchaser's Name.	C.P. No.	Date of Application.
L.-S. Dowe...	J. M'Downey	75– 792	8 July, 1875.
	A. T. Golland	50	21 Jan., „
	J. Holland.....	679	3 June, „
	J. Gardner	846	22 July, „
	E. A. Greer	884	29 „ „
	J. Murphy.....	54	19 Aug., „
	J. A. Lloyd	55	19 „ „
	A. Gardner	921	19 „ „
	J. Dale	1024	11 Nov., „
	H. Gunter.....	1009	4 „ „
	P. O'Brien.....	592	20 May, „
	F. Crawley.....	954	9 Sept., „
	M. Tydel	555	13 May, „
	S. Wright	951	9 Sept., „
	T. Kingdom	565	13 May, „
	do.	564	13 „ „
	J. Corrigan	956	9 Sept., „
	L. Orchard	1036	18 Nov., „
	J. Drinan	78	16 Dec., „
	C. Hamed	76– 9	20 Jan., 1876.
	M. A. Leard	6	20 „ „
	W. Leard	7	20 „ „
	W. Bryant.....	27	20 „ „
	W. Muggleton	26	20 „ „
	W. Macansh	44	27 „ „
	W. Bryant.....	38	27 „ „
	J. F. Perferment ...	31	20 „ „
	W. Short	75– 1072	30 Dec., 1875.
	A. Reordan	1062	23 „ „
	A. Chapman	1059	23 „ „
	Tan High	1025	11 Nov., „
	W. Solley	26	21 Jan., „
	W. P. Ryan	76– 39	27 „ 1876.
	A. L. Darby	64	17 Feb., „
	D. A. Raynow	68	17 „ „
	C. Sheger	90	2 Mar., „
	F. Crowley	75– 1053	9 Dec., 1875.
	W. White	1070	30 „ „
	H. H. Halloran.....	76– 101	9 Mar., 1876.
	J. Winter	75– 267	11 „ 1875.
	J. A. St Clair	76– 395?	11 „ „
	T. Crawley.....	75– 941	2 Sept., „
	J. A. St Clair	76– 145	6 April, 1876,
	C. J. Puner	123	23 Mar., „
	W. P. Ryan	13	13 Jan., „
	J. L. Lawson.....	76– 127	23 Mar., „
	J. R. Dight	75– 270?	18 „ „
	W. Jones	76– 104	9 „ „
	C. Lawson.....	49	3 Feb., „
	F. Jenner	112	16 Mar., „
	J. Burnes	75– 1050	2 Dec., 1875.
	G. Allingham	76– 51	3 Feb., 1876.
	do.	28	20 Jan., „
	G. Farquharson ...	179	4 May, „
	B. Chambers.....	56	10 Feb., „
	W. P. Ryan	75– 1037	18 Nov., 1875.
	C. Sheger	76– 140	30 Mar., 1876.
	C. Gardiner	73	17 Feb., „
	J. O'Brien.....	163	27 April, „
	A. Mill	153	13 „ „
	T. Bratten.....	75– 1057	16 Dec., 1875.
	P. Ewing	76– 81	2 Mar., 1876.
	J. Barnes	180	11 May, „
	P. Phelan	181	11 „ „
	J. Barnes	199	1 June, „
	W. M. Borthwick...	205	8 „ „
	W. Jones	190	18 May, „
	J. Reid	75– 486	29 April, 1875.
	M. Durrant	368	1 „ „
	J. Kirpanton.....	375	1 „ „
	C. Chamberland ...	16	1 June
	L. Sharkey.....	76– 11	10 Feb., 1876.
	J. G. Wiseman.....	14	3 „ „
	J. Field.....	57	1 June, „
	B. Shaw.....	6	13 Jan., „
	J. Shaw.....	7	13 „ „
L.-S. Wyndham.	J. Maunder	72– 461	8 Feb., 1872.
	H. Murray	1091	14 Mar., „
	L. Caine	1910	18 April, „
	do.	1908	18 „ „
	J. Allsop, junr.....	2135	25 April, „
	F. Smith	2501	9 May, „
	G. Ross	3025	30 May, „
	E. M'Laughlin	4747	1 Aug., „
	C. Dick	6254	26 Sept., „
	do.	6253	26 „ „
	H. Hall	7242	7 Nov., „
	do.	7243	7 „ „
	do.	7244	7 „ „
	R. Cullen	7245	7 „ „

Surveyor's Name.	Purchaser's Name.	C.P. No.	Date of Application.
L.-S. Wyndham.	C. Dick	72– 6253	26 Sept., 1872.
	do.	6254	26 „ „
	S. Wilmot.....	73– 93	2 Jan., 1873.
	H. Murray	72– 1091	14 Mar., 1872.
	M. Allen	73– 4699	8 May, 1873.
	J. Elsley	5515	29 „ „
	J. M'Alister	72– 5193	15 Aug., 1872.
	J. Blannigan.....	73–10651	15 „ 1873.
	J. Teering	12800	4 Dec. „
	E. Murray.....	12799	4 „ „
	J. L. Brown	8466	14 Aug. „
	F. W. Doyle	11112 / 11110	23 Oct. „
	T. H. Miller	10244	25 Sep. „
	R. Keegan.....	74– 3388	19 Mar., 1874.
	J. C. Pengilley	5015	30 April, „
	J. Richard.....	6652	11 June, „
	J. Blannigan.....	9254	13 Aug., „
	P. Sullivan	9249	13 „ „
	A. Pengilly	73– 7094	10 July, 1873.
	J. Murray	6516	26 June, „
	R. Whitehouse.....	74–11231	1 Oct., 1874.
	J. B. Christian	11222	24 Sept., „
	do.	11223	24 „ „
	J. Sewl	14322	24 Dec., „
	J. Moore	75– 17	21 Jan., 1875.
	H. Teo	21	21 „ „
	A. Nowland	55	28 Jan., „
	C. H. Nowland.....	57	4 Feb., „
	do.	58	4 „ „
	do.	59	4 „ „
	N. Nowland	60	4 „ „
	R. Nowland	61	4 „ „
	do.	62	4 „ „
	H. Nowland	79	4 „ „
	do.	80	4 „ „
	G. Nowland	81	4 „ „
	M. A. Hall	103	11 „ „
	do.	104	11 „ „
	T. Sullivan	118	18 „ „
	J. Sewl	119	18 „ „
	J. Conlon	593	20 May, „
	W. Cropper	546	13 „ „
	W. Baggott	576	13 „ „
	P. Hall	37	21 Jan., „
	J. Dangerfield	109	11 Feb., „
	R. Glass.....	315	22 Jan., „
	do.	316	22 „ „
	C. F. Doyle	589	20 May, „
	G. P. Glass	249	24 June, „
	do.	248	24 „ „
	R. Holcombe.....	237	17 „ „
	do.	238	17 „ „
	A. Nowland	226	10 „ „
	T. Dunn	225	10 „ „
	J. & R. Montgomery	223	3 „ „
	A. Allen.....	724	3 „ „
	H. Glass	270	24 „ „
	do.	271	24 „ „
	do.	272	24 „ „
	do.	273	24 „ „
	do.	274	24 „ „
	A. Glass.....	259	24 „ „
	do.	260	24 „ „
	do.	261	24 „ „
	do.	262	24 „ „
	do.	263	24 „ „
	J. M'Intyre	256	24 „ „
	G. P. Glass	250	24 „ „
	do.	251	24 „ „
	do.	252	24 „ „
	M. Keogh	253	24 „ „
	J. Conlon	594	20 May, „
	J. R. Elsley	579	20 „ „
	W. Harris.....	509	6 „ „
	J. Sewl	201	13 „ „
	A. M'Carthy	161	25 Mar., „
	H. M'Carthy.....	162	25 „ „
	„	163	25 „ „
	J. V. Parnell.....	169	1 April, „
	L. Aldwell.....	182	15 „ „
	W. Small	167	1 „ „
	G. P. Glass	247	24 June, „
	M. Watson	186	15 April, „
	J. Glass	330	5 Aug., „
	E. Hall	363	7 Oct., „
	M. Nowland	340	19 Aug., „
	G. Mullen	362	30 Sept., „
	D. M'Grath	360	30 „ „
	G. Ross	1030	11 Nov., „

Surveyor's Name.	Purchaser's Name.	C. P. No.	Date of Application.
L.-S. Wyndham.	H. Nowland	75– 364	14 Oct., 1875.
	J. Powter	1021	4 Nov., „
	G. Ross	927	26 Aug., „
	A. Nowlan	226	10 June, „
	A. Loder	377	25 Nov., „
	A. Paine	376	25 „ „
	A. Loder	379	2 Dec., „
	J. Sylvester	76– 58	10 Feb., 1876.
	N. Gilneroy	28	20 Jan., „
	C. Anderson	18	13 „ „
	A. Allsop	4	6 „ „
	W. Rooney	26	3 Feb., „
	J. B. Ross	43	10 „ „
	A. Bourne	62	17 „ „
	S. Slope	6	6 Jan., „
	J. Bourne	75– 1034	18 Nov., „
	J. H. Porter	1049	25 „ „
	A. Brodie	76– 47	2 Mar., „
	C. Chambers	7	13 Jan., „
	A. D. Brodie	3	6 „ „
	E. Shanahan	50	16 Mar., „
	M. Shanahan	49	16 „ „
	W. Porter	75– 1048	25 Nov., 1875.
	C. J. Barnett	76– 82	2 Mar., 1876.
	J. Fleming	51	16 „ „
	J. Montgomery	53	23 „ „
	C. Gruggen	48	16 „ „
	W. Ingell	56	23 „ „
	J. Montgomery	88	4 „ „
	C. Chambers	80	20 April, „
	D. Harpur	54	16 Mar., „
	D. M'Grath	75	13 April, „
	J. R. Farrell	72	6 „ „
	D. Shanahan	69	6 „ „
	J. A. Martin	67	6 „ „
	J. & R. Montgomery	76	20 „ „
	T. Fitzpatrick	100	25 May, „
	C. Usfeller	74–11184	17 Sept., 1874.
	E. J. Heath	76– 33	10 Feb., 1876.
L.-S. Elliott.	W. Jackson	73– 2143	6 Mar., 1873.
	A. Drewitt	5523	29 May, „
	E. H. Harden	5522	29 „ „
	W. Kirk	75– 929	26 Aug., 1875.
	F. Wilson	73– 7696	24 July, 1873.
	do	7695	24 „ „
	J. Keating	75– 338	25 Mar., 1875.
	E. Reading	316	18 „ „
	E. Bowman	554	13 May, „
	J. Coote	805	8 July, „
	J. Nixon	157	18 Feb., „
	P. F. Blair	913	19 Aug., „
	A. J. Blair	930	26 „ „
	T. Bowman	987	30 Sept., „
	J. Smokers	997	14 Oct., „
	J. Brogan	912	19 Aug., „
	R. Brown	1013	4 Nov., „
	W. Allen	76– 8	6 Jan., 1876.
	T. Dunn	7	6 „ „
	E. Taylor	30	20 „ „
	E. Murphy	45	27 „ „
	W. Hills	41	27 „ „
	W. Macansh	54	3 Feb., „
	C. Norris	75– 1060	23 Dec., 1875.
	C. White	1046	25 Nov., „
	do	1047	25 „ „
	T. Wingdom	942	2 Sept., „
	P. Gaffy	436	15 April, „
	T. F. Snape	76– 63	17 Feb., 1876.
	C. O. Hearne	11	13 Jan., „
	P. Canttill	72	17 Feb., „
	T. Sheehan	85	2 Mar., „
	J. Janson	96	9 „ „
	M. M'Cansh	305	22 Dec., 1875.
	do	394	2 Feb., 1876.
	do	392	25 Jan., „
	do	304	22 Dec. 1875.
	J. Spencer	115	16 Mar., „
	M. Spencer	152	6 April, „
	J. Donnelly	32	27 Jan., „
	J. Wright	122	23 Mar., „
	J. Byrne	75– 1022	4 Nov., „
	J. Managhan	1069	30 Dec., „
	A. Rodgers	76– 24	20 Jan., 1876.
	do	16	13 „ „
	T. J. Bowker	75– 1038	18 Nov., 1875.
	W. Tuffney	76– 189	11 May, 1876.
	F. J. Short	154	6 April, „
	W. Sneddon	165	27 „ „
	E. Murphy	53	3 Feb., „
	J. Spencer	176	4 May, „
L.-S. Elliott.	J. Short	76– 210	8 June, 1876.
L.-S. Capper.	M. P. Allen	74– 346	8 Jan., 1874.
	G. M'Intosh	73–12465	27 Nov., 1873.
	H. Sullivan	74– 3687	26 Mar., 1874.
	do	3688	26 „ „
	do	3689	26 „ „
	A. E. Weakley	6158	28 May, „
	J. G. George	7693	9 July, „
	J. Callen	7027	18 June, „
	S. Clift	9835	27 Aug., „
	E. Parks	75– 136	18 Feb., 1875.
	H. Connolly	40	28 Jan., „
	J. Fuller	83	11 Feb., „
	J. Witt	114	18 „ „
	H. Bailey	160	18 Mar., „
	A. E. Clift	116	18 Feb., „
	E. Pendergast	82	11 „ „
	M. M'Mahon	435	15 April, „
	J. A. Allen	505	6 May, „
	J. Swain	427	15 April, „
	H. Whitten	433	15 „ „
	T. Rendall	286	1 July, „
	D. Loch	720	17 June, „
	J. Dalton	712	17 „ „
	R. Phillpott	722	17 „ „
	C. Danbar	809	8 July, „
	E. Purcell	721	17 June, „
	J. A. Allen	733	24 „ „
	H. E. Allen	867	29 July, „
	J. A. Maunder	877	29 „ „
	do	878	29 „ „
	W. Donaldson	993	7 Oct., „
	A. Cross	969	16 Sept., „
	J. Russell	968	16 „ „
	A. Cross	976	23 „ „
	G. P. Scott	906	12 Aug., „
	W. J. Maunder	918	19 „ „
	J. Donaldson	915	19 „ „
	T. Phillips	80	4 Feb., „
	R. Lynch	841	22 July, „
	J. Purcell	1016	4 Nov., „
	G. P. Scott	1002	28 Oct., „
	J. Brockhurst	962	9 Sep., „
	W. Johnson	39*a*	30 Dec., „
	D. Russell	38*a*	30 „ „
	R. Jones	37*a*	30 „ „
	F. Smith	31*a*	30 „ „
	A. Dawson	1054	9 „ „
	E. Emtlen	996	7 Oct., „
	J. Thomson	76– 13	3 Feb., 1876.
	J. Ingram	75– 13*a*	9 Dec., 1875.
	A. Walters	76– 70	17 Feb., 1876.
	W. Maunder	69	17 „ „
	J. Fielder	75– 743	24 June, 1875.
	D. Donaldson	76– 93	2 Mar., 1876.
	W. Maunder	103	9 „ „
	do	77	24 Feb., „
	J. Bradford	31	16 Mar., „
	J. J. Williams	38	30 „ „
	J. Hetchenger	78	24 Feb., „
	H. S. Turner	87	2 Mar., „
	J. Kelly	142	30 „ „
	R. Mason	130	23 „ „
	J. Pitman	22	24 Feb., „
	A. T. Pitman	21	24 „ „
	T. J. Parkes	47	18 „ „
	J. Scott	159	13 April, „
	A. Maunder	69	17 Feb., „
	do	70	28 Jan., „
L.-S. Loder.	P. C. M'Cabe	75– 148	11 Mar., 1875.
	F. Cameron	177	8 April, „
	A. Cameron	175	8 „ „
	J. Sewl	6	7 Jan., „
	W. C. Sewl	7	7 „ „
	R. Hall	8	7 „ „
	do	9	7 „ „
	do	10	7 „ „
	J. Edwards.	12	7 „ „
	J. Black	5	7 „ „
	G. Thomson	4	7 „ „
	W. Williams	264	24 June, „
	P. Page, jun.	243	24 „ „
	G. M'Phail	239	17 „ „
	D. Kelaher	192	22 April, „
	A. Kelaher	191	15 „ „
	A. Holmes	282	1 July, „
	E. Hewitt	303	15 „ „
	do	300	15 „ „
	W. Mather	296	15 „ „
	G. A. Howard	293	8 „ „

Surveyor's Name.	Purchaser's Name.	C.P. No.	Date of Application.
L.-S. Loder..	E. Jackson	75– 245	24 June, 1875.
	do	244	24 „ „
	W. Williams	269	24 „ „
	do	268	24 „ „
	do	267	24 „ „
	do	266	24 „ „
	do	265	24 „ „
	J. Smith	305	15 July, „
	W. G. Mitchell	202	13 May, „
	do	203	13 „ „
	C. Kelaher	189	15 April, „
	do	190	15 „ „
	R. Weaver	236	17 June, „
	do	235	17 „ „
	W. Mather	298	15 July, „
	do	297	15 „ „
	J. Berry	284	1 July, „
	F. Read	211	27 May, „
	E. Hewitt	362	1 April, „
	G. H. Wuggfield	328	5 Aug., „
	do	327	5 „ „
	M. Gallagher	326	5 „ „
	G. Seering	319	29 July, „
	G. H. Chiswick	318	29 „ „
	E. Hewitt	301	15 „ „
	W. Mather	299	15 „ „
	J. Sydney	317	29 „ „
	S. Irwin	314	22 „ „
	J. Casidy	309	22 „ „
	J. Quigley	311	22 „ „
	do	310	22 „ „
	C. Killaher	185	15 April, „
	J. Quigley	255	24 June, „
	W. Roberts	339	19 Aug., „
	E. Byron	347	2 Sept., „
	L. G. Greame	332	12 Aug., „
	D. Hart	74– 3653	26 Mar., 1874.
	E. Byrnes	75– 349	9 Sept., 1875.
	J. M. Ackland	276	24 June, „
	A. Hooke	366	28 Oct., „
	J. Willmott	372	18 Nov., „
	M. A. Seed	357	25 Sept., „
	J. Smith	352	16 „ „
	A. Watt	367	4 Nov., „
	J. Rogers	382	9 Dec., „
	C. Cameron	388	23 „ „
	A. Hooke	351	16 „ „
	W. Sewl	353	16 „ „
	W. Darby	385	16 „ „
L.-S. Loder..	A. Kingston	74–12196	22 Oct., 1874.
	L. S. Grean	75– 380	2 Dec., 1875.
	W. Cameron	392	30 „ „
	do	393	30 „ „
	J. Clarke	76– 28	10 Feb., 1876.
	J. West	27	10 „ „
	J. Barnes	22	27 Jan., „
	J. Metland	44	24 Feb., „
	C. Bretton	23	3 „ „
	do	42	24 „ „
	J. Rudford	74–13208	19 Nov., 1874.
	L. Tucker	76– 17	13 Jan., 1876.
	J. Radford	96	18 May, „
	G. F. Mitchell	64	6 April, „
	F. W. Darby	65	6 „ „
	E. Gullen	75– 348	9 Sept., 1875.
	T. Harrison	76– 68	6 April, 1876.
	W. L. Darby	57	30 Mar., „
L.-S. Goodwin.	G. J. Kelly	75– 977	23 Sept., 1875.
	J. B. Battley	74– 1144	29 Jan., 1874.
	J. Clegg	75– 233	4 Mar., 1875.
	J. Lenghrey	239	4 „ „
	P. Bourke	270	11 „ „
	J. Kearne	329	18 „ „
	J. Potts	330	18 „ „
	W. M'Lean	541	13 May, „
	do	540	13 „ „
	R. Weston	534	13 „ „
	D. Weston	533	13 „ „
	J. Cullen	523	6 „ „
	M. Scanlon	516	6 „ „
	H. Baker	515	6 „ „
	do	514	6 „ „
	J. Potts	380	1 April, „
	J. Donalemy	379	1 „ „
	J. Freeman	378	1 „ „
	J. Keane	377	1 „ „
	J. Butler	376	1 „ „
	J. Jackson	351	25 Mar., „
	J. Nelson	346	25 „ „
	W. King	751	1 July, „
	R. Weston	535	13 May, „
	R. Taylor	714	17 June, „
	F. Crampton	643	3 „ „
	S. Hunt	740	24 „ „
	G. Lunt	876	29 July, „
	M. Harman	73– 9412	11 Sept., 1873.
	W. Turner	76– 16	10 Feb., 1876.
	J. Westerweller	75– 279	11 Mar., 1875.

Sydney, 16 August, 1876.

P. F. ADAMS,
Surveyor General.

Sydney: Thomas Richards, Government Printer.—1876.

[3*d*.]

1875–6.

LEGISLATIVE ASSEMBLY.

NEW SOUTH WALES.

CROWN LANDS.

(CONDITIONAL PURCHASES IN PARISH OF SOUTHEND.)

Ordered by the Legislative Assembly to be printed, 26 *April*, 1876.

RETURN to an *Order* made by the Honorable the Legislative Assembly of New South Wales, dated 18 January, 1876, That there be laid upon the Table of this House,—

"Copies of all Correspondence, Minutes, and other Papers, relating to the "application by Messrs. Allen, Hay, and Piddington, to conditionally "purchase under the 19th clause of the Crown Lands Alienation Act, "certain parcels of land (189 acres, 50 acres, and 40 acres) in the Parish "of Southend, County of Cumberland."

(*Mr. Farnell, on behalf of Mr. Stephen Brown.*)

SCHEDULE.

NO.		PAGE.
1.	From Land Agent at Wollongong, forwarding application of Messrs. Allen, Hay, and Piddington, for Conditional Purchase of 237 acres of land for mining purposes; with notices alluded to therein, and minutes thereon. 13 August, 1869	2
2.	From the Under Secretary for Lands to Messrs. Allen, Hay, and Piddington, informing them of cancellation, with Refund Form. 5 October, 1869	2
3.	From the Under Secretary for Lands to Land Agent at Wollongong, informing him of the cancellation of Messrs. Allen, Hay, and Piddington's Conditional Purchase of 237 acres. 5 October, 1869	3
4.	From Land Agent at Wollongong to Under Secretary for Lands, forwarding two applications of Messrs. Allen, Hay, and Piddington for the same; with minutes and notice therein alluded to. 28 July, 1873	3
5.	From Under Secretary for Lands to Messrs. Allen, Hay, and Piddington, informing them of cancellation. 17 September, 1873	5
6.	From Mr. T. W. Garlick to Minister for Lands, applying, on behalf of Messrs. Allen, Hay, and Piddington, for revocation of portion of reserve to admit of their previous application being entertained, with tracing. 25 March, 1874	5
7.	From Mr. T. W. Garlick to Minister for Lands, applying for additional land; with minutes thereon. 20 April, 1874	5
8.	From Under Secretary for Lands in reply. 20 May, 1874	6
9.	From Mr. T. W. Garlick to Minister for Lands in reply; with minutes thereon. 21 May, 1874	6
10.	From Under Secretary for Lands to Mr. Garlick, authorizing purchase of additional land. 15 January, 1874	6
11.	Licensed Surveyor Smith to Surveyor General, forwarding plan of survey, with minutes and tracing. 29 July, 1875	6
12.	Minute of Executive Council recommending revocation. 30 August, 1875	7
13.	Notice in *Government Gazette* revoking the reserve. 12 October, 1875	7
14.	From Mr. J. B. North to the Minister for Mines objecting to revocation of reserve; with minutes thereon. 28 October, 1875	8
15.	From Mr. J. B. North to the Minister for Lands, enclosing copy of above. 28 October, 1875	8
16.	From Mr. James Manning to the Minister for Lands, objecting to revocation of reserve; with minutes thereon with tracing. 3 November, 1875	8
17.	From Mr. J. B. North to the Minister for Lands, urging withdrawal of revocation of October 12, 1874; with minutes thereon. 4 November, 1875	9
18.	Minute of Executive Council recommending reserve from sale; with description and memos. thereon. 8 November, 1875	9
19.	Notice of revoked reserve being again reserved. 8 November, 1875	10
20.	Under Secretary for Lands to Land Agent, Wollongong; telegram informing him. 10 November, 1875	10
21.	From Under Secretary for Lands to Messrs, Allen, Hay, and Piddington, on same subject. 10 November, 1875	10
22.	From Under Secretary for Lands to Mr. James Manning, on same subject. 10 November, 1875	10
23.	From Under Secretary to Mr. J. B. North, on same subject. 10 November, 1875	11

CROWN LANDS.

No. 1.

LAND AGENT, WOLLONGONG, to UNDER SECRETARY FOR LANDS.

Wollongong, 13 August, 1869.

SIR,

In forwarding the enclosed application from Messrs. Allen, Hay, and Piddington, for the conditional purchase of 237 acres of land for mining purposes, it may perhaps be correct for me to draw attention to the fact that there is a measured portion of 50 acres included in the area for which they apply.

I have, &c.,
ALFRED A. TURNER,
Crown Land Agent.

Application for the Conditional Purchase, for mining purposes, of unimproved land without competition, by George Wigram Allen, of Sydney, Solicitor, John Hay, of Sydney, Esquire, and William Richman Piddington, of Sydney, Esquire (by their Agent, Thomas Wilson Garlick).

Received with deposit, this 12th day of August, 1869, at 10 o'clock, by
ALFRED A. TURNER,
Land Agent for Wollongong District.

12 August, 1869.

Sir,

We desire to purchase without competition, for mining purposes other than gold mining, under the "Crown Lands Alienation Act of 1861," the undermentioned portion of unimproved Crown Land, and we tender herewith a deposit at the rate ten (10) shillings per acre on the area for which we apply.

We are, &c.,
GEORGE WIGRAM ALLEN.
JOHN HAY.
WILLIAM RICHMAN PIDDINGTON.
By their Agent,
T. W. GARLICK.

The Crown Lands Agent, Wollongong.

DESCRIPTION.

County of Cumberland, parish of Southend, 237 acres at Bulli Range. Commencing at the north-west corner of A. T. Holroyd's 80 acres; thence by a line bearing south about 40 chains to the south-west corner of that land; thence by a line bearing west about 8 chains to the north-west corner of A. T. Holroyd's 40 acres; thence by a line bearing south about 20 chains to the south-west corner of that land; thence by a line bearing west about 36 chains; thence by a line bearing north about 60 chains; thence by a line bearing east about 44 chains, to the point of commencement.

Note of Land Agent:—

This land includes a measured portion of 50 acres, which was selected by Benjamin Broadhead, on 19th November, 1863, and which became lapsed for non-fulfilment of conditions. See notice in *Gazette* No. 206, of 19th November, 1867.

Extract from *Government Gazette*.

Department of Lands,
Sydney, 18th November, 1867.

NOTICE is hereby given that the undermentioned portions of land, conditionally purchased during the years 1862, 1863, and 1864, in terms of the "Crown Lands Alienation Act of 1861," have become lapsed for non-fulfilment of the conditions thereof by the selectors; and that the land will be forthwith offered for sale by competition at public auction, unless again conditionally purchased previously to the day of sale.

J. BOWIE WILSON.

3257	Benjamin Broadhead Wollongong, 40 acres	19 acres. Nov. 19th.
3258	Benjamin Broadhead Wollongong, 50 acres	19 acres. Nov. 19th.
3259	Benjamin Broadhead Wollongong, 50 acres	19 acres. Nov. 19th.

Mr. Stephen,—This application should be cancelled, being for measured and unmeasured lands.—W. A. T., 24th August, 1869.

Mr. Lewis,—Will the area of the portions admit of their being taken up by two or more applications? If so, please state areas.—8th September.

It is stated that the portion measured is 50 acres, consequently there should be two applications.—W.W.S., 12th.

B. C. Notes to application of 12th August, 1869:—

Mr. Stephen,—This application should be cancelled, being for measured and unmeasured lands.—W. A. T., 24th August, 1869.

Mr. Lewis,—Will the area of the portions admit of their being taken up by two or more applications? If so, please state areas.—8th September.

It is stated that the portion measured is 50 acres, consequently there should be two applications.—W. W.S., 12th.

No. 2.

THE UNDER SECRETARY FOR LANDS to MESSRS. G. W. ALLEN, JOHN HAY, AND W. R. PIDDINGTON.

Department of Lands,
Sydney, 5 October, 1869.

Alien., 69/9,575. C. P. 69/3,098.

SIR,

I am directed to inform you that the application made by you at Wollongong, on the 12th August 1869, for the conditional purchase of 237 acres of land, has been cancelled on account of its being for measured and unmeasured land in the same application. The land can be taken up by separate applications for the measured and unmeasured portions.

2. Enclosed is a form which on being filled up and forwarded to the Treasury with the authority signed by you, together with your Deposit Receipt and a penny Duty Stamp, will enable you at once to obtain the refund of the deposit paid on account of the above.

I have, &c.,
M. FITZPATRICK,
Under Secretary.

REVENUE REFUNDED,

5 October, 1869.

Department of Lands, Conditional Purchase Branch.
Dr. to George Wigram Allen, John Hay, and William Richman Piddington.

	Amount to be refunded.
For the following Refund, viz :—	
Land Office at Wollongong.	£ s. d.
Date of Selection, 12th day of August, 1869.	
Deposit paid on ... ... 237 acres	
Selection cancelled, of proper area, to the extent of ... ... 237 acres	
Depoist to be refunded on ... ... 237 acres	118 10 0

No. 3.

THE UNDER SECRETARY FOR LANDS to LAND AGENT, WOLLONGONG.

C. P. No. 69/3,098.

Department of Lands,
Sydney, 5 October, 1869.

SIR,

I am directed to inform you that the application of Messrs. Allen, Hay, and Piddington, on the 12th August, 1869, for the Conditional Purchase of 237 acres of land, has been cancelled, being for measured and unmeasured land in one application.

2. A form for Refund of Deposit has been forwarded for the signature of the applicants, the nature of which you will be so good as to explain to them if required.

I have, &c.,
M. FITZPATRICK,
Under Secretary.

No. 4.

LAND AGENT, WOLLONGONG, to UNDER SECRETARY FOR LANDS.

Police District of Wollongong,
28 July, 1873.

SIR,

In forwarding the accompanying two applications by Messrs. Allen, Hay, and Piddington, I have the honor to point out, that the land included in those applications was selected by those gentlemen on the 12th August, 1869, under one application. That selection was cancelled on account of its being for measured and unmeasured land in the same application, and by a communication from your Department of the 5th October, 1869, the applicants were informed that the land could be taken up by separate applications. That they did not do so earlier, their agent Mr. Garlick informs me, was through an oversight. This land is just within the boundary of the reserve since made for the preservation of water-supply; but as the applicants, by their agent, claim that the terms of the letter above referred to would allow them to re-select, I did not feel myself justified to reject the applications, as I thought, under the peculiar circumstances of the case, it was more a matter for the consideration of the Honorable the Minister for Lands.

I have, &c.,
ALFRED A. TURNER,
Crown Land Agent.

[Alienation Act, sec. 19.]

Application by George Wigram Allen, Esq., The Honorable John Hay, and William Richman Piddington, Esq., for the conditional purchase for mining purposes of unimproved land without competition.

Received with deposit, this 24th day of July, 1873, at 12 o'clock, by

ALFRED A. TURNER,
Land Agent for Wollongong District.

---

24 July, 1873.

Sir,

We desire to purchase without competition, for mining purposes other than gold mining, under the "Crown Lands Alienation Act of 1861," the undermentioned portion of unimproved Crown land; and we tender herewith a deposit at the rate of ten (10) shillings per acre on the area for which we apply.

We are, &c.,
GEORGE WIGRAM ALLEN.
JOHN HAY.
WILLIAM RICHMAN PIDDINGTON.
By their Agent,
T. W. GARLICK.

The Crown Lands Agent, Wollongong.

DESCRIPTION.

DESCRIPTION.

County of Cumberland, parish of Southend, 50 acres at North Bulli. Bounded on the east by 40 acres belonging to applicants, selected by A. T. Holroyd; on the south partly by a portion of 40 acres now belonging to applicants, selected by A. T. Holroyd, and partly by 50 acres belonging to applicants; and on the west and north by cardinal lines.

Note by Land Agent:—

This is a measured portion, having been selected by Benjamin Broadhead on 19th November, 1863, which selection lapsed for non-fulfilment of conditions.

[Alienation Act, sec. 19.]

Application by George Wigram Allen, Esq., The Honorable John Hay, and William Richman Piddington, Esq., for the conditional purchase for mining purposes of unimproved land with competition.

Received with deposit, this 24th day of July, 1873, at 12 o'clock, by

ALFRED A. TURNER,
Land Agent for Wollongong District.

---

24 July, 1873.

SIR,

We desire to purchase without competition, for mining purposes other than gold mining, under the "Crown Lands Alienation Act of 1861," the undermentioned portion of unimproved Crown land; and we tender herewith a deposit at the rate of ten (10) shillings per acre on the area for which we apply.

We are, &c.,
GEORGE WIGRAM ALLEN.
JOHN HAY.
WILLIAM RICHMAN PIDDINGTON.
By their Agent,
T. W. GARLICK.

The Crown Land Agent, Wollongong.

DESCRIPTION.

County of Cumberland, parish of Southend, 187 acres at North Bulli: Commencing at the north-west corner of applicants' 50 acres mineral selection; thence by a line bearing north 60 chains or thereabout; thence by a line bearing east to the boundary line between a portion of 50 acres 2 roods belonging to applicants' selection or E. Collary and a portion of 50 acres belonging to applicants, selected by A. T. Holroyd; thence by a line bearing south along the west boundary of the last-mentioned portion and a portion of 40 acres; thence by surveyed portions to the points of commencement.

73/11993. B.C. to Mr. Turner's C.L.A. letter, 28th July, 1873:—

Mr. Ellis,—Have the cancelled C.P's. been included in the Water Reserve?—J.S.B., 1/8/73.

Apparently included in Reserve for Water Supply, notified 16th November, 1869, as recommended by Commissioners for Water Supply for Sydney and Suburbs—at the heads of Cataract and Nepean Rivers.—J.E., 2nd August, 1873.

(No. 243. Tuesday, 16th November, 1869.)

Department of Lands,
Sydney, 16 November, 1869.

RESERVE FROM SALE.

HIS Excellency the Governor, with the advice of the Executive Council, directs it to be notified, that in pursuance of the provisions of the 4th section of the "Crown Lands Alienation Act of 1861," the land specified in the Schedule appended hereto shall be reserved from sale for the preservation of water supply.

WILLIAM FORSTER.

No. 19. County of Camden and Cumberland, Upper Nepean and Cataract Rivers, about 276 square miles. The Crown Lands within the following boundaries: Bounded on the north from the Illawarra Range, being the range dividing the coast waters and waters flowing to the Nepean, Cordeaux, and Cataract Rivers; by the northern watershed of the Cataract River, westerly, to the confluence of Boorimea or Cascade Creek with the Cataract River; thence on the west by that creek upwards to its source; thence by the range forming the northern watershed of the Cordeaux River to the southern boundary of portion 52 parish of Wilton, as shown on the map of the County of Camden published by the Government; thence by the south and the west boundaries of that portion westerly and northerly, and the south and the west boundaries of portion 58 of that parish westerly and northerly, and the south boundary of Wm. Broughton's 800 acres westerly, to the Cordeaux River; thence by the Cordeaux River downwards to its confluence with the Nepean River; thence by the range dividing the waters flowing to the Nepean from those flowing to the Nepean River, below that confluence southerly to the back or eastern boundary of P. De Mestre's 700 acres grant; thence by the eastern and southern boundaries of that grant southerly and westerly, and the eastern and southern boundaries of J. S. Phelps' 500 acres southerly and westerly, the eastern boundaries of J. M'Carthy's 100 acres southerly, and J. Grey's 35 acres and the eastern and southern boundaries of Geo. Horn's 300 acres south-westerly and north-westerly, the eastern boundary of H. Green's 250 acres and the back boundaries of portions 13, 14, 15, 16, and 17 southerly, and the southern boundary of M. Lupton's 100 acres westerly, to the Southern Road; thence by that road southerly to the northern boundary of William Shirwin's 115 acres; thence by the north boundaries of that land and William Shirwin's 245 acres easterly, and the east boundary of William Shirwin's 245 acres southerly, to the Chain of Ponds; thence by those ponds westerly, and again by a western boundary of that 245 acres and the eastern boundaries of J. Haddock's 100 acres, J. Capey's 100 acres, the eastern and southern boundaries of H. Colin's 100 acres, part of the eastern boundary of W. Chalker's 200 acres, and the eastern boundary of Thos. Waite's 29 acres 1 rood and 12 perches southerly, the north, the east, and the south boundaries of J. Buckman's 202 acres 1 rood easterly, southerly, and westerly, and the western boundary of F. M'Crea's 200 acres southerly, the north boundary of J. Comer's 640 acres easterly, the east boundaries of that land and J. Comer's southern portion of 640 acres southerly, to the south-eastern corner of that land; thence by the north and east boundaries of J. Griffiths' 60 acres and J. Comer's 80 acres easterly and southerly, and the north boundary of G. Riley's 2,560 acres easterly and southerly, to the Mittagong Range; thence on the south by that range, being the range dividing the waters falling to the Wingecarribee from those falling to the London or Mittagong River; thence on the south by that range easterly to the Illawarra Range aforesaid; and on the east by the Illawarra Range northerly, to the northern watershed of the Cataract River aforesaid.
[Ms. 69-5,656.]

Submitted.—

Submitted.—J.S.B., 4/8/73.

C.P., 73/7,495.—C.P., 73/7,496.

The applicants should have availed themselves of the permission offered them at the time.

The land is not now open to C.P.—A.O.M., 4/8/73.

The land applied for, 237 acres, is within the Cataract (George's) River Watershed Reserve of 375 square miles, therefore the C.P. must be cancelled; but I am of opinion that 237 acres of the Reserve should be cancelled or withdrawn to enable the parties to re-select.—J.S.F., 7/8/73.

As the two purchases have been cancelled, and no further communication has been received, papers may perhaps go to record for the present. I find that the deposit money has been returned to the applicants.—14/11/73.

No further communication has been received. Papers for Mr. Ellis,—8/1/74.

Previous to cancellation the land should be measured, but it would appear that no communication has been made to re-select (see above), therefore it is a question whether further action should be taken for the present.—J. W. E., 10 February.

The Surveyor General should see the Minute of the Secretary for Lands, as he may raise some objection of which the Minister may be unaware.—J. H. L., 21 January, 1874.

No objection that I am aware of; the portions are too remote at any time to injure the water.—P.F.A.

Mr. Ellis, 30/1/74,—Inform Mr. Montefiore, of O'Connell-street, when the reserve has been revoked.—31/1/74.

No. 5.

THE UNDER SECRETARY FOR LANDS to MESSRS. ALLEN, HAY, AND PIDDINGTON.

(C.P. 73/7,495.)

Department of Lands,
Sydney, 17 September, 1873.

GENTLEMEN,

I am directed to inform you, that the application made by you, at Wollongong, on the 24th ultimo, for the conditional purchase of 50 acres of land, has been cancelled, as the land is situated within the George's River Watershed Reserve, notified on 16 November, 1869.

2. Enclosed is a form which, on being filled up and forwarded to the Treasury signed by you, together with your Deposit Receipt, will enable you at once to obtain the refund of the deposit paid on account of the above. Similar form to that appended to No. 1.

I have, &c.,
WM. BLACKMAN,
For the Under Secretary.

P.S.—The Secretary for Lands has recommended that the portion of the Reserve included in this purchase be revoked, so as to enable you to re-select the land.

No. 6.

MR. T. W. GARLICK to THE MINISTER FOR LANDS.

25 March, 1874.

HON. SIR,

I have the honor herewith to enclose a plan* of survey by Mr. Licensed Surveyor Taylor of the portions of Water Reserve applied for by me on behalf of the Hon. G. W. Allen, the Hon. John Hay, and J. L. Montefiore, Esqs.; and on their behalf apply that these portions of the Reserve may be revoked, to allow of their previous applications being entertained. * Appendix A.

I have, &c.,
T. W. GARLICK.

No. 7.

MR. T. W. GARLICK to THE MINISTER FOR LANDS.

Lands Dept. Misc. 74/2530.

April 20, 1874.

HON. SIR,

Referring to my letter of application for mineral lands at Bulli, Illawarra, which you have granted, I hereby apply for the additional lands, as shown on *accompanying plan*, over and above my first application, for and on behalf of the same applicants—The Hon. G. W. Allen, Esq., the Hon. John Hay, Esq., and J. L. Montefiore, Esq. 25 March, 1874. Not with the papers, but see No. 16.

I have, &c.,
T. W. GARLICK,
Agent.

74/2530 Misc.

Minutes on foregoing.

Messrs. Allen, Hay, and Piddington's Mineral Conditional Purchase.

In view of the decision of the 7th August, 1873, it is submitted for the consideration of the Hon. the Minister for Lands, that the grounds for the cancellation of the original Mineral Conditional Purchase of 12th August, 1869, were insufficient, as there is no objection to measured and unmeasured lands being embraced in one application, provided, as in this case, the unmeasured land is not less than 40 acres. And, as the Reserve for Sydney Water Supply (part of which it has been proposed to revoke, in order to admit of applicants re-con.-purchasing, in lieu of their applications of 24th July, 1873), was not notified until 16th November, 1869, it is recommended that the cancellation of the original purchase should be revoked, and that the applicants be allowed extra time—say, three years from this date—to comply with the conditions. Appended to No. 4.

Letter of 20th April, 1874, is submitted, as to whether the revocation from the Reserve of the additional 40 acres therein referred to may be authorized.—ROBERT. G. FITZGERALD, for Sur. Gen. B. C., 23rd April, 1874. The Under Secretary for Lands.

74/2530 Misc.

B.C.—I submit that it would be a very inconvenient course now to reverse spontaneously the cancellation of these selections, which took place in 1869 on grounds of principle which were at any rate thought imperative at that time (and, it must be presumed, acted upon in all other similar cases), and which were not then, and are not now,

now, so far as appears, questioned by the parties concerned; and merely to enable them now to take an advantage which they might under that decision have taken at the time (by re-selecting prior to the reserve being notified) but did not attempt to avail themselves of for nearly four years afterwards. But, if so manifestly inconvenient a course were to be taken as proposed, I submit that there is no legal authority for giving by anticipation the extra time suggested for making the improvements.

As it has been decided to cancel so much of the reserve as will admit of re-selection, it would not be proper to offer any remarks on this head, further than to call attention to the fact that the Reserve is not on George's River, as the Minister inadvertently supposed, but on the very much more important watershed of the Cataract, which will unquestionably be the collecting area for the supply of Sydney; but, if the selections are to be permitted, obviously the proper course will be to cancel the requisite area of the Reserve.—A.O.M., 5/5/74.

The portion of the Reserve that is embraced by the application for an area of 237 acres should be cancelled, in order that the applicants may be allowed to re-purchase the land. As to the 40 acres applied for, that cannot be allowed, as I have refused several similar applications for land within the watershed reserve.—J.S.F., 15/5/74.

No. 8.

THE UNDER SECRETARY FOR LANDS to MR. T. W. GARLICK.

Department of Lands,
Sydney, 20 May, 1874.

74/2530. C.P. 73/7495-6.

SIR,

187 acres, Wollongong, 24 July, 1873. 50 acres same date.

With reference to your letter of 20th ultimo and previous correspondence, on behalf of Messrs. Allen, Hay, and Piddington, requesting that they may be allowed to re-select their cancelled mining conditional purchases noted in the margin, and also an additional area of 40 acres, as shown by a plan accompanying your letter, I am directed to apprise you that the Minister for Lands has decided that the portion of the Reserve for Sydney Water Supply embraced by the cancelled conditional purchases, viz., 237 acres, shall be revoked in order to allow the applicants an opportunity of re-purchasing the land.

2. With regard to the inquiry whether the gentlemen herein mentioned may be allowed to make a further selection of 40 acres of land within the Water Reserve alluded to, I am to inform you that Mr. Secretary Farnell considers it unadvisable to comply with such a request.

I have, &c.,
W. W. STEPHEN.

No. 9.

MR. T. W. GARLICK to THE UNDER SECRETARY FOR LANDS.

Forbes Hotel, King-street,
Sydney, 21 May, 1874.

Misc. Lands Dept. 74/3496.

SIR,

With reference to your letter dated 20th instant, in reply to mine on behalf of Messrs. Allen, Piddington, and Hay, applying to select 40 acres of land for mineral purposes at Bulli adjoining their North Bulli Estate, such 40 acres being now temporarily reserved for Water Supply, I have the honor to draw your attention to the following facts with reference thereto:—

1. The applicants have purchased in this locality over 1,000 acres of mineral lands, for which they have paid to the Government a considerable amount.
2. That unless they are allowed to purchase the 40 acres the whole of their purchased land is comparatively useless, this 40 acres being especially required for a particular purpose in conjunction with their other property.
3. That the principal mining on this estate will be one thousand feet below the surface, and therefore cannot by any means be injurious to the watershed.
4. That this being an exceptional case, and one with equal claims not being likely ever to be brought before you, I have the honor to request that you will give this application your careful re-consideration, with a view to revoke the Reserve so far as to allow the applicants to select this 40 acres.

I have, &c.,
T. W. GARLICK,
Agent.

74/3496 Misc.

On receipt of this letter, instructions were about to issue to the surveyor to measure the 187 acres (part of the 237 acres), in order that steps might be taken to revoke so much of the reserve as has been authorized. This case is now submitted, as it is not deemed advisable, pending decision on this letter, to issue the instructions, as the land is in an out of the way place, and it would not be desirable to have to send the surveyor a second time, as would be the case if the 40 acres now asked for is to be allowed.—ROBT. D. FITZGERALD, for Surveyor General. B.C., 30 May, 1874. The Under Secretary for Lands.

The applicant may, under the circumstances, be allowed to purchase the 40 acres.—J.S.F., 10/6/74.

No. 10.

THE UNDER SECRETARY FOR LANDS to MR. T. W. GARLICK.

Department of Lands,
15 June, 1874.

Misc. 74/3496, C.P. 73/7495 & 6.

SIR,

187 acres Wollongong, 24th July, 1873. 50 acres same date.

With reference to your letter of the 21st ultimo, on behalf of Messrs. Allen, Hay, and Piddington, further requesting that they may be allowed to select a portion of land, containing 40 acres, as an additional area to their cancelled mining conditional purchases noted in the margin, which they have received permission to re-purchase, I am now directed to apprise you, that under the circumstances of the case, the Minister for Lands has approved of the gentlemen here mentioned being allowed to purchase the 40 acres in question.

I have, &c.,
W. W. STEPHEN.

No. 11.

MR. LICENSED-SURVEYOR SMITH to THE SURVEYOR GENERAL.

Sydney, 29 July, 1875.

No. 75/23.

SIR,

* Appendix B.

I have the honor to transmit herewith the *plan of two portions of land containing 187 acres and 40 acres, numbered 100 and 101, in the parish of Southend, County of Cumberland, applied for by Messrs. Allen, Hay, and Piddington, under the 19th section of the "Crown Lands Alienation Act of 1861," and surveyed in accordance with

with your B.C. instructions to Mr. L. S. Sanderson, dated 15th September, 1874,* which was subsequently transferred to me. Copy of instructions supplied me, also description of 187 acres herewith.

No improvements existed on the land at the time of survey.

The original papers are, I believe, in the possession of Mr. Sanderson. I obtained a copy of the description of the 187 acres from the books in your office; but I failed to obtain a copy of the 40 acres, as apparently no record has been kept. I have, therefore, measured the 40 acres from information supplied to me by Mr. Garlick, who represents that he has an interest in the land. *Appended.

I would also mention that both portions are within Reserve No. 19 for Sydney Water Supply.

I have, &c.,
THOMAS H. SMITH.

The portions were measured on the 26th June, 1875.

When handing this into the office, I was informed the missing papers had been returned by Mr. Brown, M.L.A. On refering to the papers I could not find any description of the 40 acres, but my survey agrees almost exactly with the plan sent in by Messrs. Allen, Hay, and Piddington showing the ground they selected.

THOS. H. SMITH,
30th July, 1875.

B.C.—Cancellation of portion of reserve included in portions 100 and 101, submitted 16th August, 1875.—W. J., 16th August.

Mr. Goppin.

Dealt with in Charting Branch.—A. J., 4th September, 1875.

C.P's 73-7,495; 7,496: Stand as cancelled in C.P. Register, Charting Branch.

(74/3496.) MEMO. OF SURVEYOR GENERAL

On Messrs. Allen, Hay, and Piddington's Cancelled Mineral Conditional Purchases.

IN view of the decisions of the 15th May and 10th instant, Mr. H. Sanderson is requested to carry out the survey of the land referred to, if unobjectionable, with a view to the same being withdrawn from reservation.

The land referred to is the 187 acres, the unmeasured portion of the 237 acres referred to in the decision of the 15th May, and which is more clearly defined by the description contained in the cancelled conditional purchase application, the area described and which may be measured being 194 acres (instead of 187 acres) more or less. Also 40 acres referred to in the decision of the 10th instant, and which is shown approximately on the plan with papers. This 40 acres should be so measured as to adjoin the 187 acres (or 194 acres, more or less).—5th August, 1874.— Appended to No. 4. See No. 6.

Misc. 74/3496.

Memo.—The accompanying papers are forwarded to Mr. Licensed Surveyor Henry Sanderson for measurement, *if unobjectionable*, in accordance with the Memo. dated 5th August last.—B.C., 15th September, 1874, Surveyor General's Office.

The land to be measured for the purpose of withdrawing it from reservation, in accordance with the decisions of the 15th May and 10th June, is that described in the cancelled C.P. 73/7,496 (being the unmeasured portion of 237 acres, and containing about 194 acres), and 40 acres referred to in letter 74/3,496 Misc. These portions should be measured, as shown by red lines on plan, with 74/1,982 Misc.—ROBERT D. FITZGERALD, for Surveyor General, 15th September, 1874.

Returned by Mr. Sanderson through Mr. Brown, M.P.—24/7/75.

The necessary description is now forwarded, defining the portion of Reserve No. 19, county of Camden and Cumberland, notified 10th November, 1869. Approval to be cancelled. Minute dated 15th May, 1874, ex-Minister for Lands.—R. D. FITZGERALD, for W. W., 19th August, 1875. See 14.

No. 12.

MINUTE PAPER FOR THE EXECUTIVE COUNCIL.

Recommending the Revocation of Reserves from Sale.

Department of Lands,
Sydney, 30 August, 1875.

IT is recommended to His Excellency the Governor and the Executive Council, that the temporary reservation of the portions within described and particularized in the annexed Schedule be now revoked, under the 6th section of the "Crown Lands Alienation Act of 1861"—the revocation to take effect at the expiration of thirty clear days from the date of notification in the *Government Gazette*.

THOS. GARRETT.

EXTRACT FROM SCHEDULE.

Registration Number.	Date of Notification of Reserve.	General Description of Reserve.
Ms. 75/6,119	16th November, 1869.....	Portion of Reserve No. 19 in the counties of Camden and Cumberland, included in portions 100 and 101 parish of South End.

The Executive Council advise that the temporary Reserve herein referred to be revoked in terms of the 6th clause of the "Crown Lands Alienation Act of 1861," to take effect from the date specified.—ALEX. C. BUDGE, Clerk of the Council. Approved,—H. R., 6/9/75.

No. 13.

NOTICE IN GOVERNMENT GAZETTE.

Department of Lands,
Sydney, 12 October, 1875.

Revocation of Temporary Reserve.

IT is hereby notified for general information, that His Excellency the Governor, with the advice of the Executive Council, has been pleased to revoke, under the 6th section of the "Crown Lands Alienation Act of 1861," the temporary reservation from sale of the portions of land hereinafter described,—the revocation to take effect at the expiration of thirty clear days from this date.

THOMAS GARRETT.

County of Cumberland, parish of South End, portions 100 and 101, total area 227 acres. That portion of reserve 19, Counties of Camden and Cumberland, reserved from sale under notice, dated 16th November, 1869, including

including the above portions within the following: Commencing at the north-west corner of W. Allen's, J. Hay's, and W. R. Piddington's 50 acres, mining conditional purchase; and bounded thence on the west by a line north 44 chains; thence by a line west 20 chains; and thence by a line north 20 chains; on the north by a line east 20 chains; thence by a line south 4 chains 54 links; and thence by a line east 42 chains 20 links; on the east by a road 1 chain wide, dividing it from A. T. Holroyd's 50 acres mining conditional purchase, and A. T. Holroyd's mining conditional purchase of 40 acres, southerly 38 chains 1 link; thence on the south by a road 1 chain wide, dividing it from A. T. Holroyd's 40 acres mining conditional purchase, westerly 7 chains 50 links; and thence by a line south 1 chain; and thence by part of the north boundary of B. Broadhead's mining conditional purchase of 50 acres westerly 24 chains 17 links; thence by the west boundary of that 50 acres southerly 20 chains 40 links; and thence by part of the north boundary of Allen, Hay, and Piddington's 50 acres aforesaid, westerly, 11 chains, to the point of commencement.—[Ms. 75-6,119.]

No. 14.

MR. J. B. NORTH to THE MINISTER FOR MINES.

139, Pitt-street, Sydney,
28 October, 1875.

SIR,

Not with the papers. Not necessary.

I have the honor to address the following to you, in reference to an application I made to His Excellency the Governor and the Executive Council, on the 24th September, 1874, under the 27th clause of the Mining Act of 1874, for authority to occupy, to construct and mine under the Reserve No. 19, situated in parish of Southend, county of Cumberland (reserved for the preservation of water supply, on the recommendation of the Water Commissioners, notified November 16th, 1869); also to state that such application was accompanied by the payment into the office of the Secretary for Mines of the sum of five pounds sterling (£5), as required by the regulations of the said Act, for the purpose of bringing such application before, and for obtaining the decision of, the Governor and Executive Council, as to whether I should be allowed to mine under this land, at the same time forwarding plans and descriptions of this land.

Appended to No. 4.

Not with the papers. Not necessary.

Receiving no intimation from your department, I again, on the 5th August last, addressed a letter, as before, stating that nearly twelve months had elapsed and that I had received no reply to my application of September 24th, 1874, and also pointing out that no objection to the granting of such application had been lodged with the Mining Department.

Believing therefore that I have a right and interest in this reserve, by virtue of my application, I beg respectfully to direct your attention to a notification in the *Government Gazette* of October 12th instant, proclaiming a revocation of 237 acres of this reserve, to take effect on November 11th next, such portion being included in and part of my application of September 24, 1874.

I find by papers in the Lands Department that this revocation has been made for the purpose of enabling the North Bulli Coal Company, whose shares are principally held by Messrs. G. W. Allen, John Hay, and W. R. Piddington, to purchase the same without competition, under the mineral conditional purchases clause of the Land Act, at £2 per acre; notwithstanding the fact that my application was in order and that I have complied with all the requirements of the Act now in force.

I therefore beg respectfully to enter my formal protest and objection against the revocation of the said 257 acres or any portion whatsoever of the No. 19 Reserve, until my application has been dealt with, and to ask that you will take such immediate steps as may be necessary to preserve intact all the rights and privileges which I possess by virtue of my application.

I have, &c.,
J. B. NORTH.

Call attention of the Lands Department to this protest, and state that as Mr. North is in the same position as other persons who have made similar applications, it is thought the reserve should not be revoked till the application has been dealt with.—J.L.

The Under Secretary for Lands, B.C., 2nd November, 1875.—H.W.

No. 15.

Mr. J. B. NORTH to THE MINISTER FOR LANDS.

139, Pitt-street, Sydney,
28 October, 1875.

SIR,

See No. 14.

Herewith I enclose press copy of a letter I this day addressed to the Minister for Mines, in reference to a notification of the intended revocation of 237 acres of land, part of No. 19 reserve, situated parish of Southend, county of Cumberland, as notified in *Government Gazette* of October 12th instant.

I beg respectfully to enter my protest and objection against the revocation of the said reserved land until such time as my application has been dealt with, and to ask the favour of a postponement of the proposed revocation so that I may have further time to press my objection in such way as I may be advised.

I have, &c.,
J. B. NORTH.

The portion of the reserve referred to was cancelled by notice dated 12th October, 1875, to take effect thirty clear days from that date.

Probably this is the matter referred to by the Minister this morning.—W.E., 2nd November.

No. 16.

MR. JAMES MANNING to THE MINISTER FOR LANDS.

Sydney, 3 November, 1875.

SIR,

I have the honor to call your attention to the fact that the Government have revoked from reservation that portion of No. 19 Reserve amounting to 227 acres, as notified in the *Government Gazette*, dated 12th October ultimo.

This land is situated on the Loddon River, County of Cumberland, and forms a part of the intended "Loddon Lake" as under my proposition for my water supply by gravitation to Sydney. I

I have the honor to direct your early attention to this matter, because, in the event of my water scheme being adopted, nearly the whole of these 227 acres would be incorporated and submerged by the proposed Loddon Lake.

I have, &c.,

JAMES MANNING.

The land referred to in this case is shown on enclosed tracing * by green edging, situate within Reserve 19, counties of Camden and Cumberland, recommended by Water Commissioners to be reserved on account of Supply of Water for Sydney and Suburbs, Nepean and Cataract Rivers. *Appendix C.

It will be seen by the notation that the land has been leased for mineral purposes to Messrs. Allen, Hay, and Piddington; and a notice has appeared in *Gazette*, dated 12th October, 1875, cancelling on the expiration of thirty days from that date the portion of the said Reserve to enable the parties named to purchase.

The papers directing the action cannot, I am informed, be found at Records, but I think the action was directed by the ex-Minister for Lands.

It will be seen by the tracing,* which shows the approximate position of Mr. Manning's proposed dam for backing up the waters of the Loddon River, as proposed in his scheme for water supply for Sydney,—that should Mr. Manning's scheme be adopted by the Government, and the waters backed up, the portions edged will more or less be flooded, as pointed out by Mr. Manning. As the papers in this case cannot be found, probably it may be desirable to again gazette the portions as a reserve from sale, and more so as I believe there is in existence other correspondence on the matter of this cancellation.—J. W. Ellis, 24th November. *Appendix D.

The Surveyor General.

It appears to me that the question should be submitted as soon as the papers can be obtained. I do not consider it desirable that coal leases should be granted of any lands required for the supply of water to Sydney; the water pumped from coal mines are generally impure and heavily charged with mineral salts, and in this particular case I have reason to believe the dip of the coal seams is from the sea, and if so, the water would be necessarily pumped up and discharged on to the watershed.—P.F.A., 4th March.

Messrs. Allen, Hay, and Piddington should be at once informed with reference to the land selected by them on the Loddon River, and recently cancelled out of Reserve No. 19 to permit of its re-selection, that the Government having had the matter under consideration, have decided that it is not expedient that the Reserve should be abandoned.—A.O.M., 20/11/75.

No. 17.

Mr. J. B. North to The Minister for Lands.

75/8435 Misc.

139, Pitt-street, Sydney,
4 November, 1875.

Sir,

I called yesterday at the Lands Office as appointed, but Mr. Arded had not succeeded in finding the papers in the matter of the application of Messrs. Allen, Hay, and Piddington, in reference to portion of the Reserve, No. 19, County Camden and Cumberland. I have again seen Mr. Arded and Mr. Neate, who both say they have used every possible effort to find the papers without avail.

I did not trouble you with an interview as I found so many gentlemen waiting to see you, but I take the liberty of again most respectfully urging the withdrawal of the revocation of October 12th, instant, as it will otherwise come into force on this day week unless immediate action be taken.

I enclose herewith the copy of a minute made by Mr. A. O. Moriarty, which some time ago was taken from one of the papers connected with this case, and on inquiry of him this morning I find that he recollects the circumstances under which he offered the opinion therein expressed. Appended No. 7.

I have, &c.,

J. B. NORTH.

75/8435 Misc.

Immediate.—Memo.—This case is very urgent. The Minister wishes to have at once a short statement showing thehistory of Messrs. Allen, Hay, and Piddington's selections from the measurement, and how they have been dealt with.

Possibly the missing papers are at the Mining Department.

See Mr. North's letter of 4th instant to the Minister (and enclosure), which need not be registered.—W.W.S., 5 November, 1875.

In the absence of the papers the case can only be stated from memory, and I regret to say that the system of registration was not such as to aid recollection.

The parties named conditionally purchased the lots in question for mining purposes, and following the usage of the Department, their purchases were cancelled in 1869 for some informality (I believe that of having included more than one measured lot in the one application). The usage having been altered, the case was resubmitted by the Mining Department in 1874, with a recommendation that the cancellation should be revoked.

In a note of which the enclosed is a rough copy, I urged that this should not be done—the parties having had abundant time to repair the informality prior to the reservation of the land at the instance of the Water Commission some time afterwards; or, at any rate that, if they were considered to have a claim, the only way of giving effect to it legally would be by cancelling the reservation to such an extent as would enable them to re-select. Appended to No. 7.

This is what has been done, and is protested against. The Surveyor-General obviously considers the cancellation undesirable.—A.O.M., 5/11/75.

No. 18.

Minute for Executive Council.

Recommending a Reserve from Sale.

Department of Lands,
Sydney, 8 November, 1875.

It is recommended to His Excellency the Governor and the Executive Council, that the portion of land in the county of Cumberland, parish of Southend, particularized in the enclosed description, be reserved from sale, under the 4th Section of the "Crown Lands Alienation Act of 1861," for the preservation of Water Supply for the city of Sydney and suburbs.

The revocation of the reservation of this land, which forms part of Reserve No. 19 in the counties of Camden and Cumberland, proclaimed on the 16th November, 1869, was notified on the 12th ultimo; but it is now considered desirable to retain the reservation of it.

THOMAS GARRETT.

His Excellency the Governor and the Executive Council.

County

County of Cumberland, parish of South End, portions 100 and 101; total area, 227 acres. The Crown Lands within the following boundaries: Commencing at the north-west corner of W. Allen's, J. Hay's, and W. R. Piddington's mining conditional purchase; and bounded thence on the west by a line north 44 chains; thence by a line west 20 chains; and thence by a line north 20 chains; on the north by a line east 20 chains; thence by a line south 4 chains 54 links; and thence a line east 42 chains 20 links; on the east by a road 1 chain wide dividing it from A. T. Holroyd's 50 acres mining conditional purchase, and A. T. Holroyd's mining conditional purchase 40 acres, southerly 38 chains 1 link; thence on the south by a road 1 chain wide, dividing it from A. T. Holroyd's 40 acres, mining conditional purchase, westerly, 7 chains 50 links; thence by a line south 1 chain; and thence by part of the north boundary of B. Broadhead's mining conditional purchase of 50 acres, westerly, 24 chains 17 links; thence by the west boundary of that 50 acres southerly 20 chains 40 links; and thence by part of the north boundary of Allen, Hay, and Piddington's 50 acres aforesaid, westerly, 11 chains, to the point of commencement.

The above defined area embraces the portion of reserve 19, in the counties of Camden and Cumberland, notified as revoked in the *Gazette* of the 12th ultimo.

The Executive Council advise that the portion of land herein described be reserved from sale as herein recommended, in term of the 4th clause of the "Crown Lands Alienation Act" of 1861 for Water Supply.

ALEX. C. BUDGE,
Clerk of the Council.

Min., 75/56, 8/11/75.—Confirmed, 15/11/75.
8/11/75.—JOHN R.—Very urgent.
Approved, H.R., 15/11/75.

These papers should be sent to Mr. Newman, after informing the Land Agent.—G.W., 13 March, 1876.
See No. 16. A tracing is enclosed, showing position of Reserve No. 25, County of Cumberland.
Notified the 8th November, 1875, for the information of the Land Agent at Wollongong.—J. W. ELLIS.
Under Secretary for Lands, B.C., 21 March, 1876.

No. 19.

NOTICE OF REVOKED RESERVE BEING AGAIN RESERVED.

Department of Lands,
Sydney, 8 November, 1875.

Reserve from Sale for Water Supply for City of Sydney and Suburbs.

HIS Excellency the Governor, with the advice of the Executive Council, directs it to be notified, that in pursuance of the provisions of the 4th section of the "Crown Lands Alienation Act of 1861," the land specified in the Schedule appended hereto shall be reserved from sale for the preservation of water supply for the City of Sydney and the Suburbs.

THOMAS GARRETT.

[*Appended to* 18.]

No. 20.

TELEGRAM from THE UNDER SECRETARY FOR LANDS to LAND AGENT, WOLLONGONG.

10 November, 1875.

PART of Reserve No. 19, Counties of Camden and Cumberland, notified as revoked on the 12th ultimo, was to-day again reserved, and therefore no applications to conditionally purchase the land should be received.

W. W. STEPHEN.

No. 21.

THE UNDER SECRETARY FOR LANDS to MESSRS. ALLEN, HAY, AND PIDDINGTON.

Misc. 75/8435.

Department of Lands,
Sydney, 10 November, 1875.

GENTLEMEN,

With reference to the land selected by you on the Loddon River, and recently cancelled out of Reserve No. 19 to permit of its re-selection, I am directed to inform you, that the Government having had the matter under reconsideration, have decided that it is not expedient that the reservation should be abandoned.

2. The land is accordingly again notified as reserved in the *Gazette* of to-day.

I have, &c.,
W. W. STEPHEN.

No. 22.

THE UNDER SECRETARY FOR LANDS to MR. JAMES MANNING.

Misc. 75/8435.

Department of Lands,
Sydney, 12 November, 1875.

SIR,

In reply to your letter of the 3rd instant, on the subject of the revocation of part of Reserve No. 19, on the Loddon River, included in the mineral selections of Messrs. Allen, Hay, and Piddington, I am directed to inform you that after reconsideration of the matter the Government have decided not to abandon the reservation, and the land has accordingly been again notified as reserved.

See notice in last Wednesday's *Gazette*.

I have, &c.,
W. W. STEPHEN.

No. 23.

No. 23.

THE UNDER SECRETARY FOR LANDS to MR. J. B. NORTH.

Misc. 75/8435.

Department of Lands,
Sydney, 12 November, 1875.

SIR,

In reference to your letter of the 4th instant, urging the withdrawal of the revocation of part of Reserve No. 19, Loddon River, included in the mineral selections of Messrs. Allen, Hay, and Piddington, I am directed to inform you that it is not the intention of the Government that the reservation should be abandoned, and to invite your attention to a notice in last Wednesday's *Gazette* from which you will perceive that the land has again been reserved from sale, &c.

I have, &c.,
W. W. STEPHEN.

[Four plans.]

Sydney: Thomas Richards, Government Printer.—1876.

[1*s*. 9*d*.]

APPENDIX A.

COPY OF

Plan of three portions of land in the Parish of Southend County of Cumberland, to be applied for under the 19th Clause of the Crown Lands Act of 1861. by G. W. Allan, John Hay, and W. R. Piddington.

Scale of Chains
0 10 20 30 40

Note: The portions are to be measured as shown by lines thus — · — · — · —

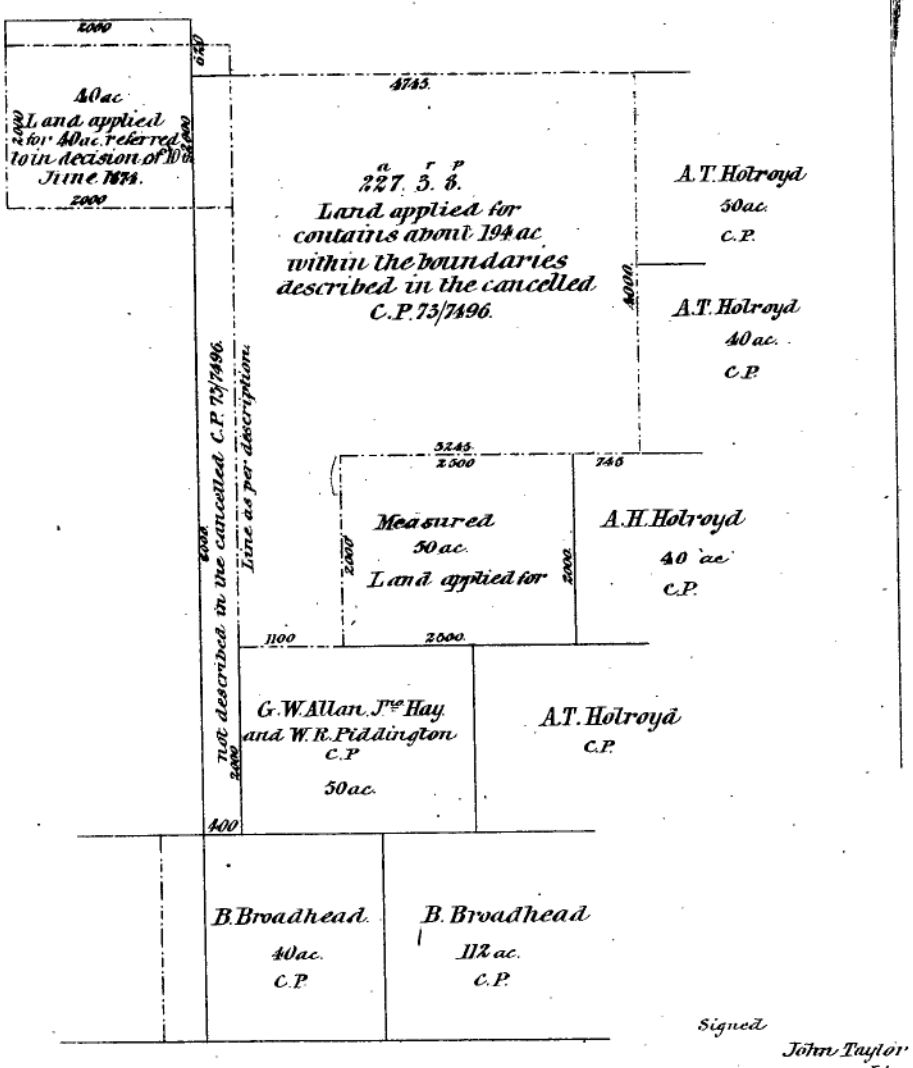

Signed
John Taylor
Licensed Surveyor
Wollongong, March 14 1874

74/1982. Misc.

PHOTO-LITHOGRAPHED AT THE GOVT. PRINTING OFFICE, SYDNEY, NEW SOUTH WALES.

(Sig. 500) £4

Appendix B.

Mineral Conditional Purchases

Copy of Plan

of portions Nos 100 & 101,

Parish of Southend, County of Cumberland,

Applied for under the 19th Clause of the C.L.A. Act of 1861 by Messrs. Allan, Hay, and Piddington.

Reserved for Water Supply for City of Sydney & Suburbs 8th Novr 1875.

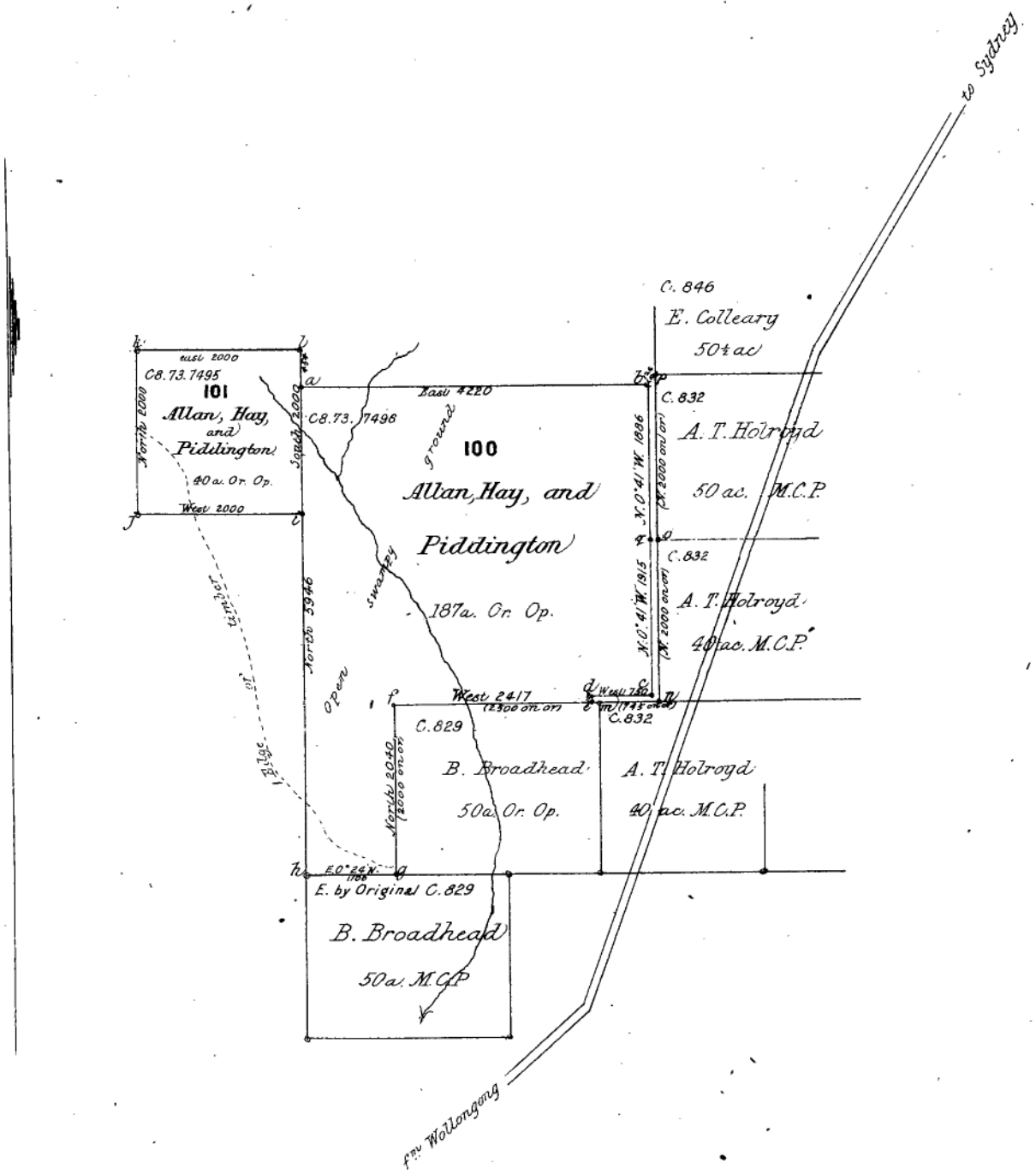

Reference to Corners.

Cor.	Bearing	From	Links	No on tree
a	354° 0′	Gum	021	100
h	100° 0′	St Bark	017	100
j	64° 0′	Peppermint	028	101
k	237° 15′	Gum Sapl.	195	101
l	294° 0′	Gum	022	101
o	120° 0′	Ironbark	015	↑
p	114° 0′	"	175	↑

Large stakes at other corners

Scale, 20 chains to an inch
Marked in accordance with regulations.
Instrument used in Survey – Cram's Perentor (by permission).
Date of Survey – 26th June,
Value of Improvements – Nil.
Situated in the Reserve No 19 for Sydney Water Supply.

Plan accepted A, J, 6 Sep, 75

Transmitted to the Surveyor General with my letter of the 29th July, No 75

Thomas H. Smith
Licensed Surveyor

(Sig. 500)

Appendix G.

COUNTY OF CUMBERLAND, PARISH OF SOUTHEND.

Scale, 40 Chains to an Inch.

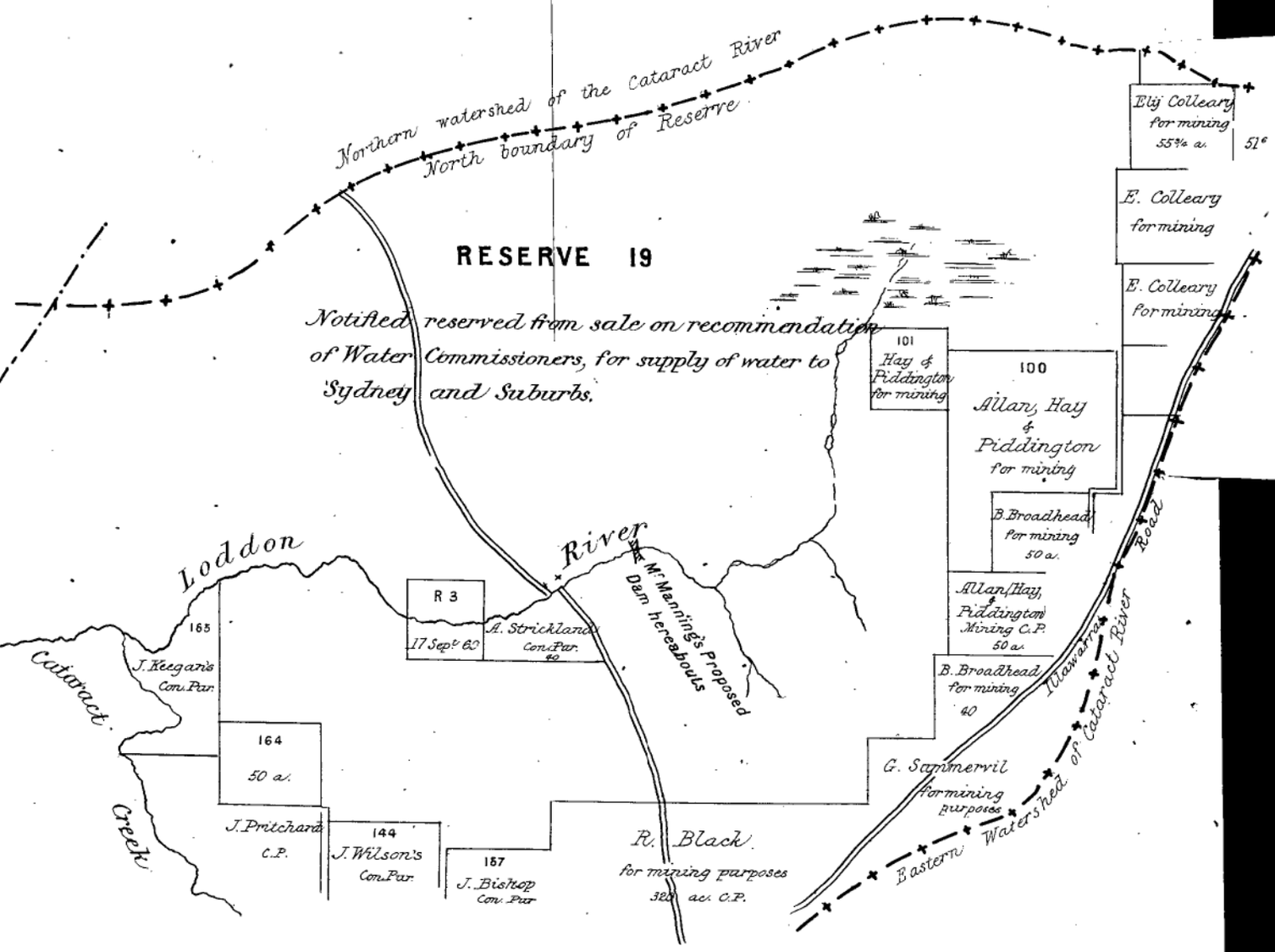

(Sig 500)

Appendix D.

Tracing
showing
Reserve for Water Supply of Sydney and Suburbs No. 25,
8 November, 1875,

Parish of Southend, County of Cumberland.

Scale, 40 chains to an inch

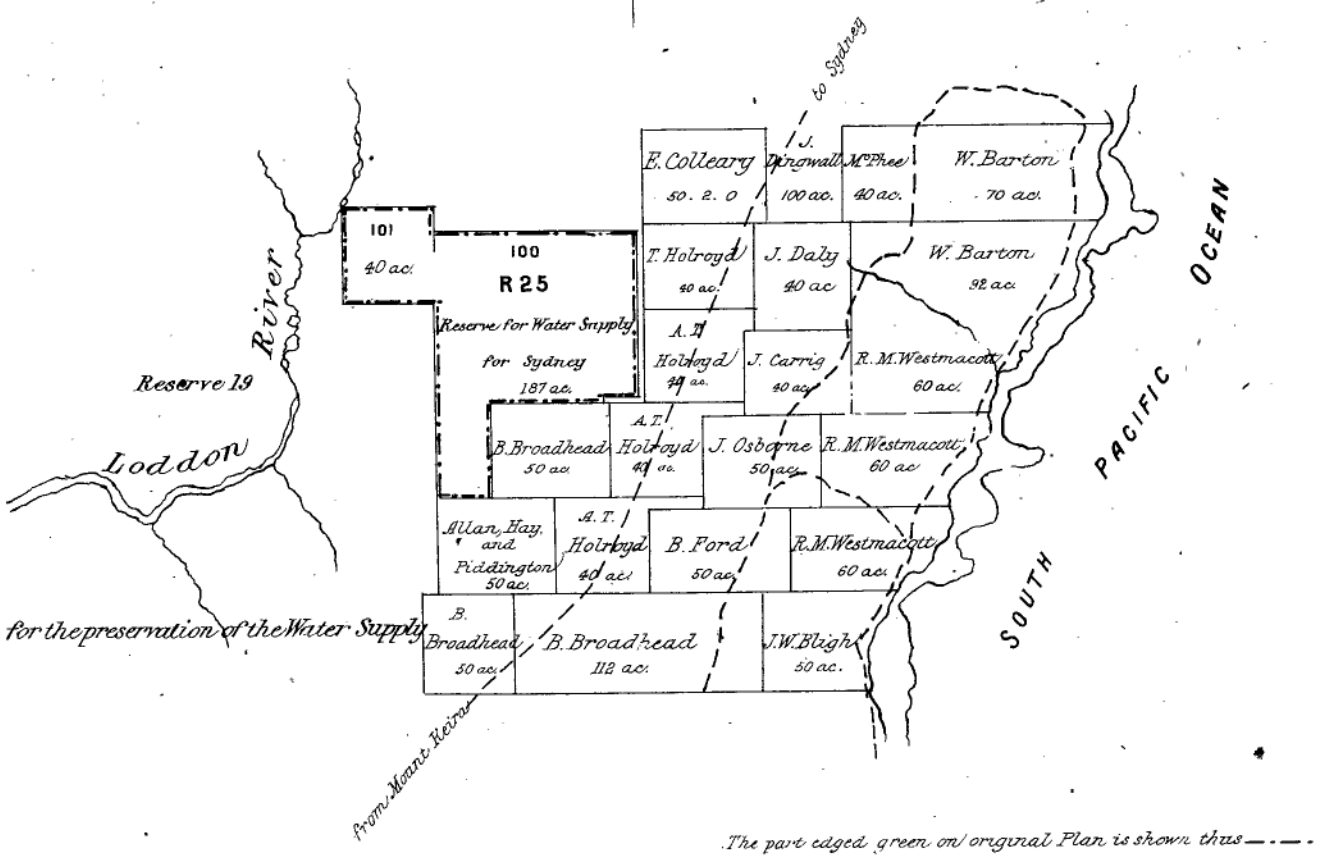

The part edged green on original Plan is shown thus — - — -

(Sig 500)

1875-6.

LEGISLATIVE ASSEMBLY.

NEW SOUTH WALES.

LANDS TAKEN UP BY MINISTERS OF THE CROWN.

(PARTICULARS OF.)

Ordered by the Legislative Assembly to be printed, 3 February, 1876.

RETURNS showing—

"(1.) The names of all Ministers of the Crown who, since the introduction of "Responsible Government, have, during their tenure of office, taken up, either "by lease, selection, or purchase, pastoral, mineral, or other lands in this "Colony.

"(2.) The area, situation, and rent or price paid for such lease, selection, or "purchase."

STATEMENT of Particulars of Pre-emptive Lease in virtue of Freehold taken up by the late Sir C. Cowper, under the provisions of the "Crown Lands Occupation Act of 1861."

Name.	Date of Application.	Area applied for.	Nature of Holding.	Situation.	Area granted under pre-lease.	Date of Approval.	Annual Rent.
Charles Cowper	1 May, 1862	acres 10,240	Pre-emptive lease.	Near Rhyanna, County of Argyle.	acres 9,960	12 Sept., 1862	£ s. d. 31 2 6

STATEMENT showing the Lands selected by the within-mentioned Ministers of the Crown during their tenure of office, embracing a period from 1st January, 1862, to 20th January, 1876.

The only selections being by—

Name.	Area.	Section.	Place of Selection.	Date of Selection.
Arthur T. Holroyd	a. r. p. 40 0 0 40 0 0 80 0 0	19 Mineral C. P.	Wollongong	12 November, 1863.

RETURN showing lands selected, after auction, by Ministers during their tenure of office.

			a. r. p.
Parkes Henry	Jervis Bay	13 November, 1874	45 1 0
Do.	do.	16 November, 1874	68 0 0
Do.	do.	do.	50 0 0
Do.	do.	do.	33 0 0
Butler Edward	Hurdle Range, Berrima	24 July, 1872	47 0 0
Do.	do.	do.	49 0 0
Do.	do.	do.	69 3 0

GOLD-MINING Lease under the Mining Act of 1874.

GEORGE ALFRED LLOYD, in office from 14th May, 1872, to 9th February, 1875.

No.	Name.	Locality.	Date of Application.	Area.
5,578	G. A. Lloyd and A. H. C. M'Afee ...	Cromie's Reef, Trunkey	11 January, 1875	a. r. p. 4 2 0

RETURN of Mineral Lands selected by various Ministers of the Crown during tenure of office, under Crown Lands Occupation Act of 1861.

M. L. No.	Date of Selection.	Names of Applicants.	Area.	Locality.	Annual Rental.
		ROBERT MACKINTOSH ISAACS, in office from 22nd January, 1866, to 26th October, 1868.			
292	27 May, 1867...	R. J. Want, S. Samuel, and R. M. Isaacs.	a. r. p. 80 0 0	County of Cook	5s. per acre.
328	16 June, 1868..	R. M. Isaacs, S. Samuel, and R. J. Want.	40 0 0	„	5s. „
		SIR JAMES MARTIN, in office from 16th December, 1870, to 13th May, 1872.			
2,114	10 April, 1872	Sir James Martin.....	50 0 0	County of Clive, parish of Bates	5s. per acre.
2,115	„ „	„	50 0 0	„ „ „	5s. „
		HENRY PARKES, in office from 14th May, 1872, to 9th February, 1875.			
18,298	29 Sept., 1873	Henry Parkes and John Sutherland.	200 0 0	County of Camden, parish of Cambewarra.	Reselected by mineral leases 18,996 to 19,017.
18,299	„ „	„ „	300 0 0	County of Camden, parish of Flaroo...	
18,300	„ „	„ „	120 0 0	„ parishes of Broughton and Wallaya.	
18,301	„ „	„ „	320 0 0	County of Camden, parish of Wallaya	
18,302	„ „	„ „	320 0 0	County of Camden, parishes of Wallaya and Kiama.	
18,312	3 Oct., „	„ „	240 0 0	County of Camden, parish of Wallaya	
18,313	„ „	„ „	240 0 0	„ parish of Cambewarra.	
18,314	„ „	„ „	240 0 0	County of Camden, parish of Wallaya	
18,315	„ „	„ „	260 0 0	„ parish of Cambewarra.	
18,372	4 Nov., „	„ „	200 0 0	County of Camden, parishes of Kiama and Wallaya.	
18,373	„ „	„ „	80 0 0	County of Camden, parishes of Jamberoo and Wallaya.	
18,374	„ „	„ „	80 0 0	County of Camden, parishes of Wallaya and Broughton.	
18,436	5 Dec., „	„ „	320 0 0	County of Camden, parish of Wallaya	
18,437	„ „	„ „	240 0 0	„ „	
18,438	„ „	„ „	160 0 0	„ „	
18,439	„ „	„ „	280 0 0	„ „	
18,440	„ „	„ „	80 0 0	„ „	
18,441	„ „	„ „	40 0 0	„ „	
18,442	„ „	„ „	40 0 0	„ „	
18,996	2 Jan., 1875	„ „	162 0 0	„ Jamberoo	
18,997	„ „	„ „	40 0 0	„ Kiama ...	
18,998	„ „	„ „	40 0 0	„ „	
18,999	„ „	„ „	40 0 0	„ „	
19,000	„ „	„ „	40 0 0	„ „	
19,001	„ „	„ „	40 0 0	„ „	
19,002	„ „	„ „	40 0 0	„ „	
19,003	„ „	„ „	43 0 0	„ „	5s. per acre, in lieu of mineral leases 18,298/302, 18,312/15, 18,372/4, 18,436/42.
19,004	„ „	„ „	320 0 0	„ Wallaya	
19,005	„ „	„ „	299 0 0	„ „	
19,006	„ „	„ „	316 0 0	„ „	
19,007	„ „	„ „	170 0 0	„ „	
19,008	„ „	„ „	280 0 0	„ „	
19,009	„ „	„ „	80 0 0	„ „	
19,010	„ „	„ „	302 0 0	„ „	
19,011	„ „	„ „	274 0 0	„ „	
19,012	„ „	„ „	320 0 0	„ „	
19,013	„ „	„ „	201 0 0	„ „	
19,014	„ „	„ „	265 0 0	„ „	
19,015	„ „	„ „	82 0 0	„ „	
19,016	„ „	„ „	200 0 0	„ „	
19,017	„ „	„ „	200 0 0	„ „	
		JOHN SUTHERLAND, in office from 14th May, 1872, to 9th February, 1875.			
18,298/302	29 Sept., 1873	Henry Parkes and John Sutherland.	For particulars see Henry Parkes's selections given above.		5s. per acre.
18,312/15	3 Oct., 1873	„ „			
18,372/4	4 Nov., 1873	„ „			
18,436/42	5 Dec., 1873	„ „			
18,996/19,017	2 Jan., 1875	„ „			

M. L. No.	Date of Selection.	Names of Applicants.	Area.	Locality.	Annual Rental.
		JOSEPH GEORGE LONG INNES, in office from 14th May, 1872, to 9th February, 1875.	a. r. p.		
8,016	13 July, 1872	J. Geo. L. Innes	20 0 0	County of Clive, parish of Annandale	
8,017	" "	"	20 0 0	" "	
8,018	" "	"	20 0 0	" "	
8,019	" "	"	20 0 0	" "	
8,020	" "	"	20 0 0	" "	
8,021	" "	"	20 0 0	" "	
8,022	" "	"	20 0 0	" "	
8,023	" "	"	20 0 0	" "	
8,024	" "	"	20 0 0	" "	
8,025	" "	"	20 0 0	" "	
8,026	" "	"	20 0 0	" "	
8,027	" "	"	20 0 0	" "	
8,028	" "	"	20 0 0	" "	
8,029	" "	"	20 0 0	" "	
8,030	" "	"	20 0 0	" "	5s. per acre.
8,803	19 July, "	"	20 0 0	" "	
8,804	" "	"	20 0 0	" "	
8,805	" "	"	20 0 0	" "	
8,806	" "	"	20 0 0	" "	
8,807	" "	"	20 0 0	" "	
8,808	" "	"	20 0 0	" "	
8,809	" "	"	20 0 0	" "	
8,810	" "	"	20 0 0	" "	
8,811	" "	"	20 0 0	" "	
8,812	" "	"	20 0 0	" "	
8,813	" "	"	20 0 0	" "	
8,814	" "	"	20 0 0	" "	
8,815	" "	"	20 0 0	" "	
8,816	" "	"	20 0 0	" "	
		SAUL SAMUEL, in office from 14th May, 1872, to 9th February, 1875.			
3,454A	20 May, 1872	Saul Samuel	40 0 0	County Macquarie, parish of Macquarie.	
3,455A	" "	"	40 0 0	" "	
5,865	20 June, "	"	20 0 0	County Dudley, parish of Willawarrin.	
5,866	" "	"	20 0 0	" " Willawarrin	
5,867	" "	"	20 0 0	" " "	
5,868	" "	"	20 0 0	" " "	
15,444	18 Oct., "	S. Samuel & S. C. Brown	20 0 0	County of Harding, parish of Cope's Creek.	
16,437	6 Nov., "	Saul Samuel	20 0 0	County of Raleigh, parish of Warrell...	5s. per acre.
16,438	" "	"	20 0 0	" " "	
16,439	" "	"	20 0 0	" " "	
16,440	" "	"	20 0 0	" " "	
17,644	19 Feb., 1873	R. C. Want, H. Whitehead, and S. Samuel.	50 0 0	County of Clarence, " Gulmanad	
17,645	" "	" "	45 0 0	" " "	
17,608	4 Feb., "	S. Samuel, John Reilly, A. Ross, and C. B. Miklin.	320 0 0	County of Cumberland.	
17,609	" "	" "	320 0 0	"	
17,610	" "	" "	320 0 0	"	

Department of Mines,
Sydney, 1st February, 1875.

Under Secretary for Mines.

LEASES under Gold Fields Act of 1866.

No.	Name.	Locality.	Date of Application.	Area.
	GEORGE ALFRED LLOYD, in office from 14th May, 1872, to 9th February, 1875.			acres
2,503	G. A. Lloyd and G. W. Allen	South of the American Star Line of Reef, Trunkey Creek.	22 May, 1872	6
2,953	G. A. Lloyd, F. B. Treatt, and another ...	Dun Dun Creek, near Hargraves	4 June, "	1
4,136	G. A. Lloyd and M'Afee	At Trunkey	16 October, "	1
4,137	" "	E. of Sloman's Lease, S. of Black Prince, Trunkey.	16 " "	6
4,449	" " and others	Trunkey	22 November, "	1
5,125	" "	N. and adjoining Turner's lease, Trunkey Creek.	15 May, 1873	3
5,453	G. A. Lloyd, A. H. M'Afee, J. Williams, and J. F. Thomas.	Alexander Reef, Trunkey	18 January, 1874	3
	JOHN SUTHERLAND, in office from 15th May, 1872, to 9th February, 1875.			
901	J. Sutherland, P. Stanley, and T. Chapman	Stanley Reef, near Glen Morrison	9 January, 1873	10

APPLICATIONS

APPLICATIONS for Mineral Leases under the Mining Act of 1874.

No.	Names.	Locality.	Mineral.	Date of Application.	Area applied for.
	The Honorable THOMAS GARRETT—appointed 9th February, 1875—still in office.			1875.	acres
2A	Thomas Garrett	Teralba, County of Northumberland	Coal	2 March ...	180
5	Edward Greville, Thomas Garrett, and Samuel Owen.	,, ,, ...	,, ...	13 ,, ...	640
6	,, ,, ,,	,, ,, ...	,, ...	13 ,, ...	640
7	,, ,, ,,	,, ,, ...	,, ...	8 April ...	460
8	,, ,, ,,	,, ,, ...	,, ...	8 ,, ...	260

Sydney: Thomas Richards, Government Printer.—1876.

[3d.]

1875–6.

LEGISLATIVE ASSEMBLY.

NEW SOUTH WALES.

CROWN LANDS.

(CONDITIONAL PURCHASE OF JOSIAH PITTY, NEAR DENILIQUIN.)

Ordered by the Legislative Assembly to be printed, 8 *August*, 1876.

RETURN of Copies of Correspondence, Papers, Letters, &c., in connection with the Selection of Josiah Pitty, of 128 acres of land near Deniliquin.

SCHEDULE.

NO.		DATE.
1.	Mr. Josiah Pitty to the Agent for Crown Lands, Deniliquin, applying to purchase, without competition, certain Crown Lands at Deniliquin, description and minutes with tracing. 20 May, 1869	2
2.	Mr. Licensed Surveyor John M'Culloch, reporting on above purchase, with schedule. 30 April, 1870	2
3.	Declaration of Conditional Purchase by Josiah Pitty, description and minutes. 19 August, 1872	2
4.	Under Secretary for Finance and Trade to Under Secretary for Lands, with reference to above Conditional Purchase, and schedule. 10 September, 1872	3
5.	Memorandum by the Under Secretary for Lands to the Under Secretary for Finance and Trade, enclosing declaration and minute. 26 September, 1872	3
6.	Under Secretary for Lands to Mr. Josiah Pitty, requesting him to furnish proof of the statements contained in his declaration. 31 May, 1873	3
7.	Mr. Josiah Pitty to the Minister for Lands, in answer to No. 6, with enclosures and minutes thereon. 5 July, 1873	4
8.	Land Agent, Moama, to Under Secretary for Lands, enclosing declarations with respect to Josiah Pitty's selections, with minutes thereon. 18 August, 1873	4
9.	Under Secretary for Lands to Josiah Pitty, stating it will be necessary for this witness to prove residence. 20 October, 1873	5
10.	Declaration by Mr. Robert Barbour, with reference to Josiah Pitty's selection. 15 November, 1873	5
11.	Declaration by Mr. George Pitty with reference to above-mentioned selection, with minutes thereon. 15 November, 1873	6
12.	P. Wood Street, Esq., Inspector of Conditional Purchases, to Under Secretary for Lands, reporting on the Conditional Purchase of Josiah Pitty, with minutes thereon of forfeiture. 3 August, 1874	6
13.	*Government Gazette* Notice of forfeiture of Conditional Purchases. 5 February, 1875	6
14.	Declaration by Mr. Robert Barbour, with reference to the Conditional Purchase of Josiah Pitty. 23 March, 1873..	6
15.	Minute of the Minister for Lands to the Colonial Secretary, requesting that inquiries may be made by the Police with reference to Pitty's selection, with minute thereon. 25 March, 1875	7
16.	Same to Inspector General of Police on same subject, with tracing	7
17.	Under Secretary for Lands to Inspector General of Police, forwarding papers in connection with above case. 31 March, 1875	7
18.	Inspector General of Police to Inspector Brown, requesting him to report on the selection referred to. 31 March, 1875	7
19.	Minute by the Minister for Lands on Pitty's claim, and minutes thereon. 1 April, 1875	7
20.	Inspector of Police, Deniliquin, to the Inspector General of Police, reporting on Pitty's selection, and minute. 24 April, 1875	8
21.	Josiah Pitty to the Minister for Lands, requesting the cancellation of notice of forfeiture. 15 July, 1876	8
22.	Under Secretary for Lands to Josiah Pitty, notice of sale by auction of land applied for by him. 20 July, 1876.....	8

CROWN LANDS.

No. 1.

MR. JOSIAH PITTY to THE AGENT FOR THE SALE OF CROWN LANDS, DENILIQUIN.

APPLICATION for the Conditional Purchase, without competition, of 128 acres unimproved Crown Lands, under section 13 of the Lands Alienation Act of 1861.

Received by me, with a deposit of £32, this 20th day of May, 1869, at 12 o'clock.

J. A. BROUGHTON,
Agent for the Sale of Crown Lands at Deniliquin.

20 May, 1869.

SIR,

Tracing. Appendix A.

I am desirous of purchasing, without competition, under the 13th section of the "Crown Lands Alienation Act of 1861," the portion of unimproved Crown Land hereunder described, containing 128 acres; and I herewith tender the sum of £32, being a deposit at the rate of five shillings (5s.) per acre on the area for which I apply, and on which it is my intention to reside.

I am, &c.,
JOSIAH PITTY,
Moama.

Description.—County of Cadell, parish of Bama, 128 acres, being the land described on the Government plan as portion 34, and offered for sale as lot Z, on the 23rd day of September, 1865, at Moama.

Mr. M'Culloch to report on residence.—B.C., 29th July, 1869/78.—J.S.A., for Surveyor General.
Returned to the Surveyor General with report No. 70/10, 30 April, 1870.—J. M'C., Licensed Surveyor.

No. 2.

REPORT OF MR. LICENSED SURVEYOR M'CULLOCH.

30 April, 1870.

REPORT on Conditional Purchase, Josiah Pitty, 128 acres, portion No. 34, parish of Bama, county of Cadell.

REPORT on Conditional Purchase, County of Cadell, Police District of Moama.

Land Office No.	Name of purchaser.	Date of Purchase.	Clause.	Area.	Station	Date of Inspection.	Nature of Improvements.	Value of Improvements.	Residence.	Remarks.
1869. 69-1,767 ..	Josiah Pitty ..	1869. 20 May. ..	13	acres. 128	Portion No. 34, Parish of Bama, County of Cadell.	1870. 12 April.	Hut and fencing ..	£ 120	The purchasers reside on the land.	At the time of inspection the purchaser was on the land and informed me that he considered the purchase as his *bonâ fide* residence, although he was much from home attending to one of the Saw Mills on the Murray River. The land is securely fenced in with a three-railed sawn fence. There is also a good hut built of sawn stuff.

JOHN M'CULLOCH,
Licensed Surveyor.

No. 70/10, 30 April, 1870.

No. 3.

DECLARATION OF JOSIAH PITTY.

DECLARATION of Conditional Purchaser under the 13th section of the "Crown Lands Alienation Act of 1861," in cases where there has been no alienation of the land.

I, *Josiah Pitty*, of Bama, do solemnly and sincerely declare that I am the lawful owner, by conditional purchase, under the 13th section of the "Crown Lands Alienation Act of 1861," of the land hereunder described, and that improvements consisting of fencing, slab hut, clearing, and to the value of £240, have been made on such land; and I declare further that the said land has been my *bonâ fide* residence continuously from the period of selection and first occupation to the present date, and that no alienation of the land has been made by me. I make this solemn declaration, conscientiously believing the same to be true, and by virtue of the provisions of an Act made and passed in the ninth year of the reign of Her present

present Majesty intituled "An Act for the more effectual abolition of Oaths and Affirmations taken and made in various departments of the Government of New South Wales and to substitute Declarations in lieu thereof and for the suppression of voluntary and extra-judicial Oaths and Affidavits."

Taken and declared at Moama, this 19th day of August, 1872, before me,— } JOSIAH PITTY.

A Commissioner for Affidavits.

Description.—County of Cadell, parish of Bama, 128 acres, at Deniliquin, being conditional purchase No. of 1869, in the district of Moama, made on the 20th May, 1869.

Certificate of Land Agent.

I HEREBY certify that to the best of my knowledge and belief the above declaration is in accordance with fact.

GEO. MAUNSELL,
Land Agent for Moama District.

Interest £2 19s. 3d., credited 9th September, 1872.

No. 4.

THE UNDER SECRETARY FOR FINANCE AND TRADE to THE UNDER SECRETARY FOR LANDS.

The Treasury,
10 September, 1872.

SIR,

I am directed to annex a Schedule, accompanied by a declaration, of money paid into this office on 9th instant, as interest due upon Conditional Purchase. See No. 3.

I may add that the several amounts have been carried to the Consolidated Revenue Fund, subject to the declaration being countersigned by the Minister for Lands, on the conditions of the "Crown Lands Alienation Act of 1861" having been complied with.

I have, &c.,
G. EAGAR.

SCHEDULE REFERRED TO.

Name.	District.	Date of Selection.	Area.	Balance of Interest.	Amount paid.	Interest.	
						1872.	
		1869.	a. r. p.		£ s. d.	From	To
Pitty, J.	Moama	May 20	128 0 0...	Interest...	2 19 3	20 May	31 Dec.

No Declaration received.

No. 5.

THE UNDER SECRETARY FOR LANDS to THE UNDER SECRETARY FOR FINANCE AND TRADE.

26 Sept., /72.

THE enclosed declaration is forwarded to the Under Secretary for Finance and Trade, in order that the usual endorsement of Interest or Balance may be made thereon.—W.B., for the Under Secretary.—B.C., Lands Department, 26th Sept., 1872. See 3.

Declaration endorsed and returned herewith.—Treasury, 7/10/72, G.E. The Under Secretary for Lands.

No. 6.

THE UNDER SECRETARY FOR LANDS to MR. JOSIAH PITTY.

Department of Lands,
Sydney, 31 May, 1873.

SIR,

In reference to the declaration made by you on the conditional purchase noted in the margin, I am directed to apprise you that representations have been made to this department that you have not complied with the conditions of residence on the land, and that the prescribed amount of improvements have not been made thereon, which statements have been confirmed by the Crown Lands Agent of the district, although he has signed the declaration. See No. 3. Josiah Pitty, 128 acres, Moama, 20th May, 1869.

2. The Minister for Lands therefore considers it necessary that you should furnish proof as to the truth of your declaration, and produce corroborative testimony of the facts declared to by you.

3. Your earliest attention is called to the matter, in order to avoid forfeiture of the purchase.

I have, &c.,
WM. BLACKMAN,
For the Under Secretary.

No. 7.

No. 7.

MR. JOSIAH PITTY to THE MINISTER FOR LANDS.

Bama, near Moama,
5 July, 1873.

No. 6.
2 enclosures.

SIR,

I have the honor to acknowledge receipt of your letter of the 31st May last, and to inform you that the representations to you are not warranted by fact, as the enclosed letters from persons who know me and my holding will testify.

I make the place my home, *my bonâ fide residence*, like everybody else, I am occasionally from home with my teams of working bullocks, but I leave my servant man in charge; and at present I have a small flock of sheep there, and I am sub-dividing and fencing the ground, and putting in some crop, and getting timber and materials on the ground to build a more comfortable house. My improvements are ample; and I have also enclosed with a substantial fence the greater part of my pre-emptive lease; and my conditional purchase I have enclosed with a red-gum post and three-rail fence.

I have, &c.,
JOSIAH PITTY.

[*Enclosure* A *to No.* 7.]

Mr. Charles Brown to The Minister for Lands.

Murray River, Redbank,
Mathoura, New South Wales,
2 July, 1873.

Sir,

I know Mr. Josiah Pitty, and do hereby certify that he selected 128 acres of land at Bama, near Moama, in May, 1869, and that since then he has fenced it in sheep and cattle proof, and part of his pre-emptive lease, besides a large hut, and cleared a portion for cultivation, and is at present going to erect another dwelling-house. He makes the selection his home. I should value the fence at 8s. per rod, and that it would measure some 900 rods, the fence being erected of sawn timber. If requisite I will sign a declaration of the above facts.

I have, &c.,
CHARLES BROWN.

[*Enclosure* B *to No.* 7.]

Mr. R. F. Williamson to The Minister for Lands.

Cornella, County Townsend,
Near Mathoura, 28 June, 1873.

Sir,

I, Robert Fauld Williamson, do hereby certify that I know Mr. Josiah Pitty, who selected 128 acres land at Bama, near Moama, in May, 1869. I know that he makes that selection his home; I know that he has enclosed that selection, and also a portion of his pre-emptive lease with a substantial post and three-rail fence, with rails and sheep-proof, worth 7s. or 8s. per rod; the length of the fence all round must be from 700 to 900 rods. I also know that he built thereon a hut, which he intends converting into a barn; and he is about to build a weather-board dwelling-house; I also know that he has cleared some of the land to put in some crops.

Should it be requisite I am prepared to make a declaration before a Magistrate to this effect.

I am, &c.,
R. F. WILLIAMSON.

[*Minutes on No.* 7.]

SUBMITTED for decision as to whether the two notes now furnished by Mr. Pitty should be accepted as proof of his having made the land his *bonâ fide* residence. The declaration remains in abeyance. The conditional purchase of T. J. Clarke should be included in next Schedule of forfeited purchases.

(Not initialled.) 4/8/73.

Pitty's witnesses should make the statutory declaration. *Bonâ fide* residence from a month after selection must be proved.—W.B., 7/8/73. Inform.

Subsequent papers received: Crown Lands Agent forwarding three declarations to the effect that J. Pitty has not resided on C.P., and letter from Mr. O'Shanassy.

(Not initialled.) 22/9/73.

No. 8.

THE LAND AGENT, MOAMA, to THE UNDER SECRETARY FOR LANDS.

Land Office, Moama,
18 August, 1873.

See Enclosures, B.C. D.: Maurice P. Fitzgerald. Henry Palmer. Geo. Milledge. See Enclosure A.

SIR,

I have the honor to enclose the declarations of the persons named in the margin, to the effect that Josiah Pitty has not complied with the improvement or residence conditions of the Land Act; also, a a letter from Mr. O'Shanassy, jun., on the subject.

I have, &c.,
GEO. MAUNSELL,
Land Agent.

[*Enclosure* A *to No.* 8.]

J. S. O'Shanassy, Esq., to Land Agent, Moama.

Echuca, 16 August, 1873.

Sir,

See B. C. D.

Enclosed please find three declarations, made in New South Wales before a Magistrate, to show that Josiah Pitty has not complied with the law, and that his selection near Bama should be forfeited.

Will you kindly forward them to the proper quarter, so that the selection may be at once declared forfeited.

Yours, &c.,
JOHN S. O'SHANASSY.

[*Enclosure*

[*Enclosure* B *to No.* 8.]

I, MAURICE P. Fitzgerald, do solemnly and sincerely declare, that one Josiah Pitty, who conditionally purchased one hundred and twenty-eight acres of land, situated at Bama, in the County of Cadell, on the 20th of May, 1869, has never erected improvements on said land to the extent of one hundred and twenty-eight pounds, as required by the Land Act of 1861. I further declare, that the said Josiah Pitty has not made any portion of his said selection his *bonâ fide* residence continuously from the period of selection to the present date.

MAURICE P. FITZGERALD.

Taken and declared at Moama, this fourteenth day of August, 1873,—
J. W. M'LAURIN, J.P.

[*Enclosure* C *to No.* 8.]

I, HENRY PALMER, do solemnly and sincerely declare, that one Josiah Pitty, who conditionally purchased one hundred and twenty-eight acres of land, situated at Bama, in the county of Cadell, on the 20th of May, 1869, has never erected improvements on said land to the extent of one hundred and twenty-eight pounds, as required by the Land Act of 1861. I declare further, that the said Josiah Pitty has not made any portion of his said selection his *bonâ fide* residence continuously from the period of selection to the present date.

HENRY PALMER.

Taken and declared at Moama, this fourteenth day of August, 1873,—
J. W. M'LAURIN, J.P.

[*Enclosure* D *to No.* 8.]

I, GEORGE MILLEDGE, do solemnly and sincerely declare, that one Josiah Pitty, who conditionally purchased one hundred and twenty-eight (128) acres of land, situated at Bama, in the county of Cadell, on the 20th May, 1869, has never erected improvements on the said land to the extent of one hundred and twenty-eight pounds, as required by the Land Act of 1861. I declare further, that the said Josiah Pitty has not made any portion of his said selection his *bonâ fide* residence continuously from the period of selection to the present date.

GEO. MILLIDGE.

Taken and declared at Moama, this fourteenth day of August, 1873,—
J. W. M'LAURIN, J.P.

[*Minutes on No.* 8.]

Recent action taken on 20th instant. Papers should now be under submission. Records with which these papers should be placed.—31/10/73. (Not initialled.) Herewith.—3. See No. 9.

Last action: Pitty to furnish statutory declaration.—20/10/73. Declarations enclosed.

Clarke's C.P. should be included in present forfeited list, C.P. 71/3,135.—11/11/73. See Nos. 10 & 11.

C.P. 71/3,135 included in list.—13/11/73. (Not initialled.)

As no reply has been received from Mr. J. Pitty, in answer to the letter sent to him on the 20th ultimo, the question is submitted as to whether his purchase should be included in the Schedule of forfeited purchases now being prepared.—13/11/73. Recommended.—13. Forfeit.—W.W.S., 29th November. See No 9.

No. 9.

THE UNDER SECRETARY FOR LANDS to MR. JOSIAH PITTY.

Department of Lands,
Sydney, 20 October, 1873.

SIR,

With reference to your letter of the 5th July last stating that your conditional purchase of 128 acres, made at Deniliquin, on the 20th May, 1869, is your home and *bonâ fide* residence, and enclosing letters from Messrs. Robert F. Williamson and Charles Brown in support of your statement, I am directed to inform you that it will be necessary for your witnesses to prove, within thirty day's from this date, by a statutory declaration to the satisfaction of the Honorable the Minister for Lands, that the said land has been your residence continuously from and within a period of one month after selection; otherwise your purchase will be declared forfeited. No. 7.

I have, &c.,
W. W. STEPHEN.

No. 10.

DECLARATION.

I, ROBERT BARBOUR, of Mathoura, Saw-mill owner, do solemnly and sincerely declare, that I know Josiah Pitty, who made a conditional purchase of portion No. 34, parish of Bama, on the Moira Run, in the county of Cadell, containing 128 acres. That I know that he occupied such portion within one month after purchase. That I know that he built a dwelling house thereon and fenced it with a substantial post and three-railed fence. That I know that he has no other residence since the date of the aforesaid selection, and that he has made it his *bonâ fide* residence continuously. And I make this solemn declaration conscientiously believing the same to be true, and by virtue of the provisions of an Act made and passed in the ninth year of the reign of Her present Majesty, intituled "An Act for the more effectual abolition of Oaths and Affirmations taken and made in various departments of the Government of New South Wales and to substitute Declarations in lieu thereof and for the suppression of voluntary and extra-judicial Oaths and Affidavits."

ROBERT BARBOUR.

Taken and declared at Deniliquin, this 15th day of November, 1873, before me,—
JAMES WATSON, J.P.

No. 11.

No. 11.

DECLARATION BY MR. GEORGE PITTY.

I, GEORGE PITTY, of Cornalla, near Mathoura, do solemnly and sincerely declare that I know Josiah Pitty, who is my brother, and who made a conditional purchase of portion No. 34, parish of Bama, on the Moira Run, in the county of Cadell, containing 128 acres; that I know that he occupied such portion within one month after purchase; that I know that he built a dwelling-house thereon, and fenced it with a substantial post and three-railed fence; that I know that he has no other residence since the date of the aforesaid selection, and that he has made it his *bonâ fide* residence continuously; and I make this solemn declaration, conscientiously believing the same to be true, and by virtue of the provisions of an Act made and passed in the ninth year of the reign of Her present Majesty, intituled "An Act for the more effectual abolition of Oaths and Affirmations taken and made in various departments of the Government of New South Wales and to substitute Declarations in lieu thereof and for the suppression of voluntary and extra-judicial Oaths and Affidavits."

Taken and declared at Deniliquin, this 15th day of November, 1873, before me,— } GEORGE PITTY.

JAMES WATSON, J.P.

[*Minutes on No.* 11.]

This case is in forfeited list.—W.B., 2/12/73.

Three declarations have been sent in that the selector has never resided. *Two* declarations have now been forwarded, one from a relative of the selector, that he has fulfilled the residence condition. The C.P. is in the forfeited list, shall it go on for forfeiture?—8/12/73. Written by the Under Secretary.

In the face of these declarations the forfeiture should be staid pending further investigation.—J.S.F., 11/12/73.

The Commissioner of the district may perhaps be instructed to take an opportunity for investigating the case on his return.—Written by Chief Clerk, 6/1/74.

To be referred to District Commissioner.—W.W.S., 9/1/74.

Mr. Street, Inspector of Conditional Purchases, has been instructed to report on this case.—23/4/74.

No. 12.

P. WOOD STREET, ESQ., INSPECTOR OF CONDITIONAL PURCHASES, to THE UNDER SECRETARY FOR LANDS.

Urana, 3 August, 1874.

SIR,

I have the honor to report that I have inspected the conditional purchase of Josiah Pitty, of 128 acres, being portion 34, parish of Bama, county of Cadell.

This land is included with other land in one good-sized paddock, but is fenced on two of its own boundaries only with a fence on one side of sawn rails and posts, and on the other of chock and log.

There is no building upon the land and, from what I have heard and seen, the conditional purchaser never did reside upon it, his name having simply been used by the real conditional purchaser for the purpose of obtaining the land—a man named Barbour now residing at Baratta.

I have, &c.,
P. WOOD STREET,
Inspector of C.P.

Submitted, 13/8/74. For forfeiture.—A.O.M., 3 Sept./74. Approved.—J.S.F., 11/9/74.

No. 13.

GAZETTE NOTICE.

Department of Lands,
Sydney, 5 February, 1875.

Forfeited Conditional Purchases.

HIS Excellency the Governor, with the advice of the Executive Council, directs it to be notified, that the undermentioned portions of Crown Lands, conditionally purchased under the "Crown Lands Alienation Act of 1861," having by the non-residence of the purchasers or their legal alienees on the original selections, been abandoned within the meaning of the said Act, the same are hereby declared forfeited; and such of the said lands as shall not in the meantime be conditionally purchased will be sold accordingly by auction, on a day or days to be hereafter notified.

JAMES S. FARNELL.

No. of C.P.	Land Agent's No.	Name.	Place of Selection.	Date of Selection.	Area.
69-1767.	69-18.	Josiah Pitty	Deniliquin	20th May, 1869 ...	a. r. p. 128 0 0

No. 14.

DECLARATION.

I, ROBERT BARBOUR, of Mathoura, New South Wales, Saw-mill owner, do solemnly and sincerely declare that I know Josiah Pitty, who conditionally purchased land on Bama Sandhills on the Moira Run; I was there about August or September of last year; my horse going lame, I went there to borrow a fresh one;

Pitty

Pitty was not there, but his man Charles Thacker and his wife asked me to remain all night; I did so and they made me a bed on the sofa; the house has two rooms and built of weatherboards; in the morning, I had a look over the paddock; it is enclosed with a substantial post and three-rail fence, sheep proof, and is of itself worth £130 or more; the pre-lease is also fenced in, and a water-hole dug out; there is also a large barn or hut about 30 feet by 20, walls of sawn slabs, roof of bark, a small kitchen garden with vegetables and fruit trees newly planted, a milking yard, two cows were being milked at the time, a small paddock with brush fencing being cleared for cultivation; I saw in the paddock a few horses and about 400 sheep, and I believe the improvements to be in the same state at the present time; and I make this solemn declaration conscientiously believing the same to be true, and by virtue of the provisions of an Act made and passed in the ninth year of the reign of Her present Majesty, intituled "An Act for the effectual abolition of Oaths and Affirmations taken and made in various Departments of the Government of New South Wales and to substitute Declarations in lieu thereof and for the suppression of voluntary and extra-judicial Oaths and Affidavits."

Made and signed before me at Sydney this 23rd day of March, 1875,—

ROBERT BARBOUR.

J. Milbourne Marsh, J.P.

No. 15.

Minute of the Minister for Lands to The Colonial Secretary.

25 March, 1875.

The Minister for Lands desires the Colonial Secretary to instruct the Inspector General of Police to authorize the police authorities at Deniliquin to make certain inquiries as to a conditional purchase alleged to have been made by a person named Pitty in that district.—Lands Office, 25/3/75.

To be treated as unofficial, but I should like the Inspector General to aid my colleague as much as he can in the matter.—John R.

No. 16.

Minute from The Minister for Lands to The Inspector General of Police.

Would the Inspector General of Police cause the officer of Police in charge at Deniliquin to visit at his earliest convenience the site of the conditional purchase of Joseph Pitty, situated Moira Run, parish of Bama, county of Cadell, portion 34 (tracing enclosed), date of application, 20 May, 1869; and to send in a confidential report as to whether there is a house (two rooms), out buildings, and fencing upon the land, as stated in the enclosed letter? Appendix B. Not with the papers.

No. 17.

Memorandum from The Under Secretary for Lands to The Inspector General of Police.

Department of Lands,
Sydney, 31 March 1875.

The accompanying papers are, in accordance with the instructions contained in the minutes of the Honorable the Colonial Secretary and the Minister for Lands, forwarded to the Inspector General, with a view to the required report being obtained from the Police authorities at Deniliquin.

The report required is as to whether, in August, 1874, there were improvements on portion No. 34, of 128 acres, as shown on tracing, to the value of £128 or more, and the nature of such improvements. See No. 16.

Any other information as to this portion of land having been Josiah Pitty's residence for three years, &c., &c., should also be furnished.

W. W. STEPHEN.

No. 18.

The Inspector General of Police to Mr. Inspector Brown, Deniliquin.

(Confidential.)

Police Department,
Inspector General's Office,
Sydney, 31 March, 1875.

I should wish him to visit the selection referred to at once, carefully inspect it, and report. He should of course distinguish if there be more than one lot, and also see when the improvements, if any, were erected.

I wish Mr. Brown to give this matter his best attention as it is important, and to report as early as possible.

EDMUND FOSBERY, I.G.P.

No. 19.

Minute of the Minister for Lands.

Having submitted the report of the Conditional Purchase Inspector and Mr. Barbour's declaration to an officer of the Public Service of intelligence, and entirely independent of this Department, and that officer having reported most emphatically adverse to the claim of Pitty, and directly contrary to the declaration of Barbour in all essential particulars,—the Conditional Purchase should be declared forfeited at once, and the land offered at auction on the first opportunity.—T.G., 1/4/75.

This selection was declared forfeited on the 5th February, 1875.—J.W., 23/5/76.

Urgent.—This case seems to have been overlooked. The land should, in accordance with the decision of the Minister, be brought to auction without delay, unless in the meantime re-selected or otherwise sold. Is there not more than *one* selection.—W.W.S., 23 May 1876.

Survey Branch.—Only *one* by Josiah Pitty.

No. 20.

No. 20.

MR. INSPECTOR BROWN, DENILIQUIN, to THE INSPECTOR GENERAL OF POLICE.

Police Department, Superintendent's Office,
South-Western District,
Deniliquin, 24 April, 1875.

SIR,

See No. 16. In accordance with your instructions I proceeded to the selection No. 34, on Moira Run, as per tracing, and I do myself the honor to make the following report:—

No. 34 is enclosed by a good substantial three-railed fence on three sides, viz., north, west, and south, the eastern line is not fenced at all and never has been; there is *no building of any kind* on this land and never has been any; the only improvement on this land besides the outer fence is about an acre which has been enclosed by a very inferior brush fence, recently burnt down, part of it only remaining. This land has not been cleared as it is naturally perfectly free from timber.

The adjoining block, No. 33, is enclosed by a continuation of the north line of three-railed fence, and the other two sides by a chock and log fence; this block, No. 33, is evidently what Barbour calls the pre-lease. On this block are the only improvements referred to by Barbour; the weatherboard house was burnt to the ground about six weeks ago, by whom not known, as it was not occupied at the time; the other hut or barn is utterly dilapidated, wall of waste sawn timber, roof only partly covered by bark, pieces of old tarpaulin, and pieces of board; the place called a garden is a piece of ground about 20 yards square; the brush fence has been burnt; there is no milking yard only a bail alongside of the fence; the so-called waterhole is about 12 feet by 8, and 3 feet deep.

The whole of the fencing has been erected by Barbour about 5 years or more.

Pitty only resided occasionally on No. 33, and at the time visited this place in August, 1874, it was occupied by Thacker, who was and has been for some time in Barbour's employ and not Pitty's, as the latter was also in Barbour's employ.

I am of opinion that No. 34 has never been resided upon by Pitty or any one else, and the only improvement, the three-railed fence on three sides, could not possibly cost £128.

These two blocks, Nos. 34 and 33, are not under lease to a man named M'Kenzie from Barbour, for one year, at £30, from October last; the weatherboard house recently burnt down was valued by Barbour at £10, which the present tenant has to pay.

I may remark, for the information of the Under Secretary for Lands, that I consider both these blocks are in illegal occupation of M'Kenzie, and that Barbour has no claim upon them whatever.

I have, &c.,
J. DOWLING BROWN,
Inspector of Police.

Confidential.—Submitted for the information of The Honorable The Minister for Lands.—EDMUND FOSBERY, I.G.P. B.C., Under Secretary for Lands, 28 April, /75.

No. 21.

MR. JOSIAH PITTY to THE MINISTER FOR LANDS.

Moama, 15 July, 1876.

SIR,

See No. 13. I have the honor to request that you will cancel the *Gazette* notice of forfeiture of my conditional purchase: *Gazette*, 5/2/75.

My conditional purchase of 128 acres was made at Deniliquin in 1869. I resided on it for three years; I obtained a pre-lease for it; I fenced it in, and I also fenced my pre-lease after the three years' residence; I made the statutory declaration, and was told by the Land Officer at Moama that I had done all that was required of me, except to pay the interest until I could pay the balance; I have paid that interest since, and I send hereunder the dates of the receipts for the same. After all this I hope you will confirm my holding.

I have, &c.,
JOSIAH PITTY.

Receipt B, No. 6,540, Land Office, Moama, 26 March, 1873, paid to George Maunsell, Land Agent, £4 16s.
Do. No. 6,574, the same, dated 17 April, 1874, £4 16s.
Do. do. 31 March, 1875, £4 16s.
Payment for March, 1876, was tendered but refused.

No. 22.

THE UNDER SECRETARY FOR LANDS to MR. JOSIAH PITTY.

Department of Lands,
Sydney, 20 July, 1876.

SIR,

The land situated at Bama, applied for by you, will be offered for sale by auction on the 9th day of August next, at the Crown Land Sales Office, Moama.

I am, &c.,
W. C. EDWARDS,
For the Under Secretary.

[Two tracings.]

Sydney: Thomas Richards, Government Printer.—1876.

Enclosure to N°1

Appendix A.

Tracing

Showing portion 34

Parish of Bama, Co: of Cadell.

Scale, 20 Chains to an Inch.

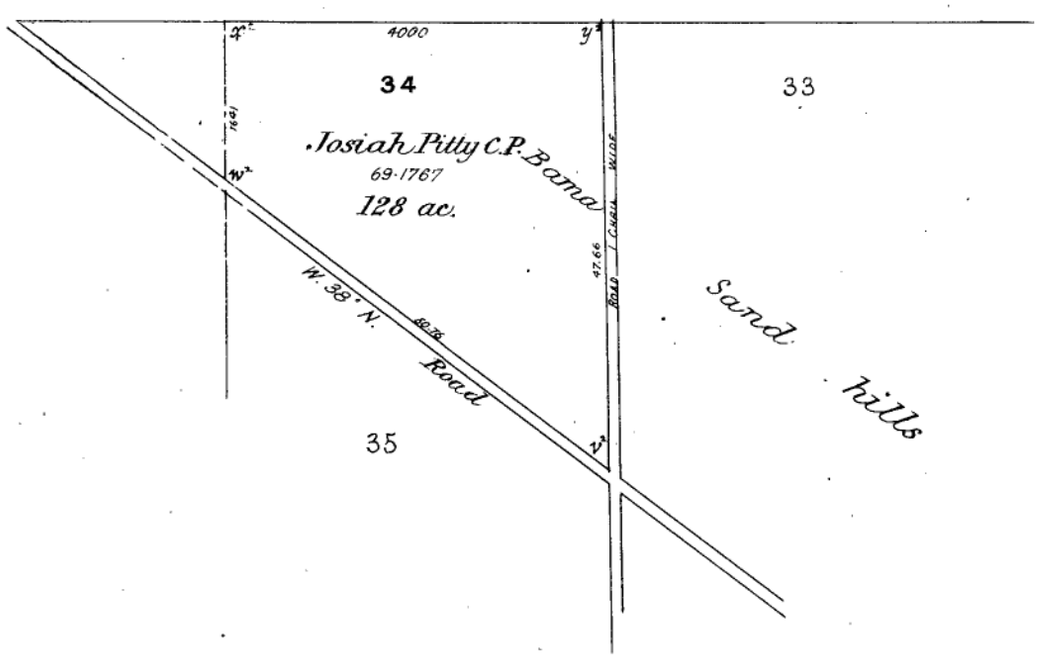

Cor.	Bearing	From	Lks.	N° on tree
v^2	N. 12° 30' W.	Pine	34	34
w^2	N. 37° S.	"	32	34
x^2		Stake & Heap		
y^2	E. 27° 30' S.	Box	38	34

(Sig. 773)

Enclosure to N°16. *Appendix B.*

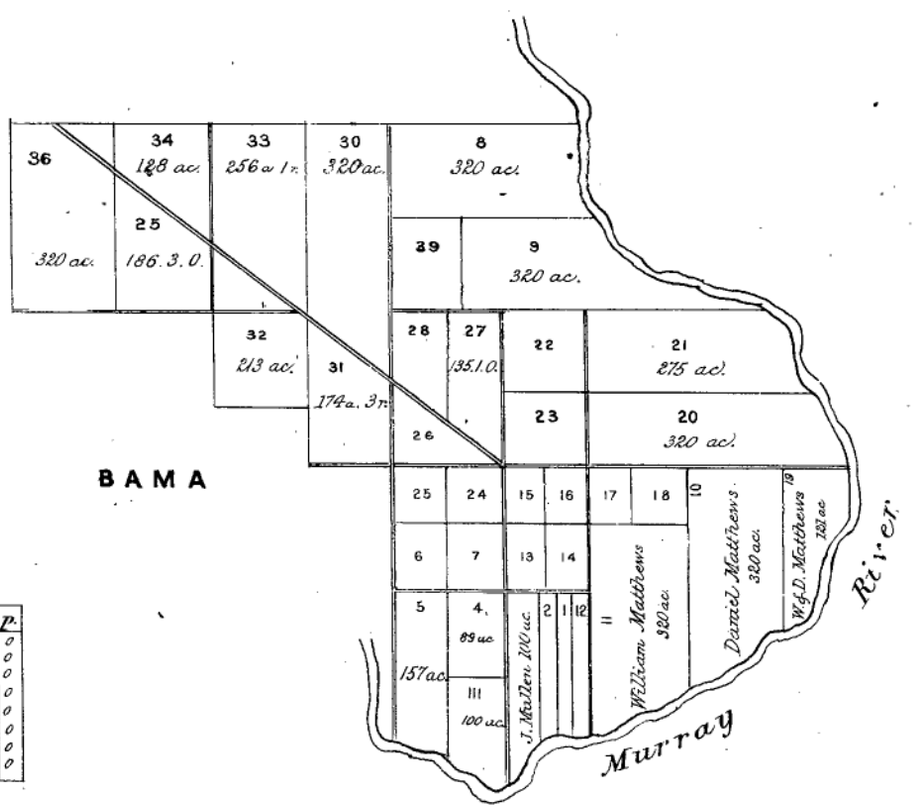

N°	Name	a.	r.	p.
12	H. Browne	50	0	0
13		50	0	0
14	H. Browne	50	0	0
15		41	0	0
16	H. Browne	41	0	0
34	J. Pitty C.P.	128	0	0
106	R. Barlow	90	0	0
111	H. Browne	100	0	0

Scale, 1 mile to 1 inch

(Sig. 773)

1875-6.

LEGISLATIVE ASSEMBLY.

NEW SOUTH WALES.

CROWN LANDS.

(M'CARTHY'S CONDITIONAL PURCHASE AT LIVERPOOL PLAINS.)

Ordered by the Legislative Assembly to be printed, 3 *March*, 1876.

RETURN to an *Order* made by the Legislative Assembly of New South Wales, dated the 18th January, 1876, That there be laid upon the Table of this House,—

"A Return as to date on which E. M'Carthy's selection on Liverpool "Plains, in dispute with Margaret D'Arcy, is entered in the Lands Office "Book at Tamworth, and the date on which the said selection is entered "in the book in the Sydney Office."

(Mr. McElhone.)

SCHEDULE.

Name of Purchaser.	Area.	Conditional Purchase made at	Date of Entry in Lands Office Book at Tamworth.	Date of Entry in Book at Sydney Office.	Remarks.
Robert M'Carthy...	320 acres	Tamworth	24th September, 1874, 11 a.m.	In its consecutive order on receipt of return from Land Agent in the following week, priority depending on receipt by Land Agent. Date of entry is not separately noted.	The name of conditional purchaser is Robert M'Carthy, not E. M'Carthy.

1875-6.

LEGISLATIVE ASSEMBLY.

NEW SOUTH WALES.

MR. M'DONALD, LAND AGENT, TAMWORTH.

(MR. McELHONE'S CHARGES AGAINST.)

Ordered by the Legislative Assembly to be printed, 22 *February*, 1876.

RETURN to an *Order* made by the Honorable the Legislative Assembly of New South Wales, dated 8 February, 1876, That there be laid upon the Table of this House,—

"Copies of all Papers in reference to charges made by Mr. McElhone "against Mr. M'Donald, Land Agent, Tamworth."

(*Mr. McElhone.*)

SCHEDULE.

NO.		PAGE.
1.	Minute of the Minister for Lands respecting refund of Graham's deposit money for selection on Garrawilla Run by the Land Agent, Tamworth. 3 January, 1876	2
2.	Under Secretary for Lands to Land Agent, Tamworth, requesting him to report fully in the matter. 4 January, 1876	2
3.	Land Agent, Tamworth, to Under Secretary for Lands, in reply to No. 2, with two Enclosures and Minutes thereon. 8 January, 1876	2
4.	Under Secretary for Lands to Land Agent, Tamworth, in reply to No. 3. 19 January, 1876	4
5.	Memorandum from P. G. King, Esq., explaining case. 19 January, 1876	4
6.	J. McElhone, M.L.A., to Minister for Lands, preferring charge against Land Agent, Tamworth, with Enclosure and Minutes thereon. 25 January, 1876	4
7.	D. W. Irving, Esq., P.M., to Minister for Lands on the subject. 2 February, 1876	5
8.	Land Agent, Tamworth, to Under Secretary for Lands, further reporting in the matter, with two Enclosures and Minutes thereon. 12 February, 1876	5
9.	Under Secretary for Lands to J. M'Elhone, M.L.A., informing him of decision arrived at. 21 February, 1876	7
10.	Under Secretary for Lands to J. M'Donald, Land Agent, Tamworth, reiterating former decision. 21 February, 1876	7

MR. M'DONALD, LAND AGENT, TAMWORTH.

No. 1.

MINUTE OF THE MINISTER FOR LANDS.

Graham's C. P. at Garrawilla.

McELHONE says that M'Donald (Land Agent at Tamworth), refunded him (Graham) money, on or about 1 October, 1874.—T.G.

I UNDERSTAND the Secretary for Lands and Mr. McElhone to mean that one Graham, his son, and another man made selections lately at Tamworth, and that the Land Agent returned them their deposits without authority from this Department. The Agent may be called on to report fully in the matter.—W.B., 3/1/76.

Yes. Letter for signature.—A.O.M., 3/1/76.—Urgent.—W.W.S., 3rd.

No. 2.

THE UNDER SECRETARY FOR LANDS to THE LAND AGENT, TAMWORTH.

Department of Lands,
Sydney, 4 January, 1876.

SIR,

It has been represented to this Department that one Graham, his son, and another individual, made selections lately at Garrawilla, and that you returned them their deposit money, without authority from this office. I am therefore to request that you will be good enough to report fully in the matter.

I have, &c.,
W. W. STEPHEN.

No. 3.

THE LAND AGENT, TAMWORTH, to THE UNDER SECRETARY FOR LANDS.

Crown Lands Office,
Tamworth, 8 January, 1876.

SIR,

No. 2. Two enclosures.

I do myself the honor to acknowledge the receipt of your letter to me of the 4th instant, stating that it had been represented to your Department that one Graham, his son, and another individual, made selections lately at Garrawilla, and that I returned their deposit money without authority from your office, and requesting me to report fully in the matter; and, in accordance therewith, I beg to report as follows:—

1. On the 25th of June, 1874 (now nearly two years ago), Alexander Graham, by his agent W. Daniel Sinclair, of Tamworth, selected a measured portion of land on Garrawilla Run.

2. After Mr. Sinclair had left the office, but before I had entered the application in the register, I discovered that the portion of land which had been selected by Graham had been taken by one Thomas Smith, on the 26th of March, 1874. I immediately went to Mr. Sinclair and told him of the fact, whereupon he informed me that if Graham could not get the block which had been selected by him the other portions would be useless, and he then demanded the deposit moneys back.

3. After giving the matter my best consideration, and believing I was bound to protect Graham from the consequences of the mistake that had been made—on receiving an application for the purchase of land that had already been sold, I said I could see no objection to the return of the deposit on the block which had been previously sold, and which was therefore not open to conditional purchase, but that I could not return the deposits on the other portions, and I refused to return them and did not return them.

4. Mr. Sinclair then said—"Other parties applied for the same portions of land about twenty minutes after Graham did; they are willing to take them. Will you allow me as their agent to substitute their names in lieu of Graham's people?"

5. After much consideration, and having asked the advice of the Police Magistrate, D. W. Irving Esq., who said, "I can see no harm, no one is injured, both sides are satisfied; the money will go to the Treasury all the same," I allowed the substitution to be made as requested by Mr. Sinclair, and I believe the applications originally lodged by him on behalf of the son of Mr. Graham, and the other persons, were altered accordingly, as may be seen on reference thereto. The whole case amounts to this:—Graham senior on finding he could not by any possibility get the block he wanted to select, withdrew his application and deposit; and his son and others, by their agent, substituted other names in lieu of their own: it was entirely their own act.

6. I beg most respectfully to urge that, if I have committed an error in the above matter, it has been an error in judgment only, springing from a pure motive, such motive being a desire to save Graham and those associated with him from consequences which it was represented to me would be ruinous to them. I therefore trust that the above report will meet with the favourable consideration of the Honorable the Minister for Lands.

7.

7. I send herewith a statutory declaration by Mr. Sinclair confirmatory of the facts stated in my report.

I may state that this is the first time during a service of twenty-five years that my conduct as a Government Officer has been called in question.

I have, &c.,
JOHN M'DONALD,
Land Agent.

[*Enclosure A to No.* 3.]

D. W. Irving, Esq., P.M., to J. M'Donald, Esq.

8 January, 1876.

Dear Mr. M'Donald,

I have carefully looked over your letter of this date in reply to the letter from the Under Secretary for Lands of 4th instant, and I am clear that the narration you therein make as to the matter of Graham's selections at Garrawilla is in strict accordance with my recollections of your statement of the facts when you asked my advice in the same affair; and I believe you have given the very words I used, in quoting this advice to the Under Secretary. No. 3. No. 2.

I need hardly say I shall always regret having given my advice should the course you adopted in consequence turn out to have been not strictly in rule, knowing how sensitive you are as to the strict discharge of your duties. I do not however anticipate that any shadow of blame can rest upon you for such a guileless endeavour to reconcile all interests in the very peculiar case which so suddenly arose.

I remain, &c.,
D. WILLIAMSON IRVING, P.M.

[*Enclosure B to No.* 3.]

New South Wales, }
to wit. }

I, DANIEL SINCLAIR, of Tamworth, in the Colony of New South Wales, auctioneer and land agent, do solemnly and sincerely declare that on the twenty-fifth day of June, one thousand eight hundred and seventy-four, I attended the Crown Lands Office at Tamworth aforesaid, and, as agent for Alexander Graham, a son of the said Alexander Graham, and others, selected certain lands on Garrawilla Run in their names. The said Alexander Graham had previously informed me that if they could not get all the pieces they wanted together they would not have any, as they would be useless to them. During the day Mr. M'Donald, the Agent for the sale of Crown Lands, informed me he had discovered that the portion (a measured one) which I had selected in the name of said Alexander Graham had been previously selected by one Thomas Smith, on the 26th day of March, 1874. I then told the Crown Lands Agent that the other lots would be useless, and demanded the deposit moneys back before the necessary entries in the register had been made. The Land Agent eventually agreed to return the deposit on the portion which had been sold before, and was therefore not open to selection, but he positively refused to return the deposits on the portions; and I then, as agent for the said son of said Alexander Graham, and for the other persons above referred to, requested him to allow their names to be struck out of their applications, and to substitute for them the names of certain other persons for whom also I was agent, and who had made application for the same lands about twenty minutes after I had applied for them in the names of said Alexander Graham, his son, and others; and after much consideration the substitution was allowed, the same applications and the same deposits used in the first instance being used, with the alteration named, for the purposes of the second selections, and both parties were satisfied. From my knowledge of all the circumstances I am certain the Crown Lands Agent's only motive was to save Graham from the serious consequences of the mistake that had been made, as it would have been a serious loss to Graham and the other persons referred to if they had been compelled to take the said lands: And I make this solemn declaration conscientiously believing the same to be true, and by virtue of the provisions of an Act made and passed in the ninth year of the reign of Her present Majesty, intituled, "*An Act for the more effectual abolition of Oaths and Affirmations taken and made in various Departments of the Government of New South Wales to substitute Declarations in lieu thereof and for the suppression of voluntary and extra-judicial Oaths and Affidavits.*"

D. SINCLAIR.

Taken and declared this 8th day of January, A.D. 1876, }
at Tamworth aforesaid, before me,— }

D. WILLIAMSON IRVING, P.M.

MINUTE by Under Secretary on No. 3.

WHEN the Land Agent found that the measured portion applied for by Graham had been previously taken up by Thomas Smith, he was perfectly justified in refunding the deposit money; in fact it was his plain duty to do so.

As regards the other three portions, the Agent was placed in a somewhat difficult position. The delay of a reference to head quarters would have been, I think, under all the circumstances, unnecessarily vexatious, although, as a general rule, that would be the more safe course to adopt.

This is, however, one of those cases in which prompt action was required, and which a Land Agent of Mr. M'Donald's experience should decide to the best of his judgment.

By his explanation, the correctness of which is confirmed by the documents accompanying it, the Agent has, I submit, shown that he took a proper view of the case, and that he did not act without careful consideration of all the circumstances surrounding it. There was no conflicting claim—no loss to the Revenue—and the applications had not even been entered, and I cannot see, therefore, what objection could be raised to their being withdrawn in favour of the parties ready to take up the portions and pay the deposits.

I submit, with deference, that Mr. M'Donald's explanation should be accepted as satisfactory, and that there is nothing whatever in the whole proceedings to detract in the slightest degree from the character and the reputation which he has borne throughout a period of twenty-five years in the Public Service as a trustworthy and zealous officer.

W.W.S.,
17 January, 1876.

P.S.—No doubt it would have been better had Mr. M'Donald reported, for confirmation by this Department, the course taken by him.—W.W.S.

I generally approve of the Under Secretary's remarks upon this case, but I think Mr. M'Donald ought to have reported the circumstances attending the substitution of names upon the application when the transaction occurred.

T.G.
18/1/76.

No. 4.

No. 4.

THE UNDER SECRETARY FOR LANDS to THE LAND AGENT, TAMWORTH.

Department of Lands,
Sydney, 19 January, 1876.

SIR,

No. 3. In reference to your letter of the 8th instant, reporting on the complaints preferred against you in connection with certain action taken by you in regard to some conditional purchases applied to be taken up by one Graham, his son, and another, I am directed to inform you that the Minister for Lands has been pleased, after perusal of your report and confirmatory documents accompanying it, to express himself to the effect that there is nothing whatever in the whole proceedings to detract in the slightest degree from the character and the reputation which you have borne throughout a period of twenty-five years in the Public Service as a trustworthy and zealous officer.

2. At the same time, I am to state that Mr. Secretary Garrett considers that it would have been better had you reported to this office the circumstances attending the substitution of names upon the application when the transaction occurred.

I have, &c.,
W. W. STEPHEN.

No. 5.

MEMO. FROM P. G. KING, ESQ.

Tamworth Land Office Agent, John M'Donald, Esq.

SOME time ago, a man named Graham caused his agent (Sinclair) to select several pieces of land near Garrawilla; twenty minutes afterwards other selectors applied for the same land.

The Land Agent at the moment discovered that one of the pieces of land selected by Graham was sold, whereupon Graham's agent said if it were so his client did not wish to select any. M'Donald returned the money for the piece of land which was sold, and Graham's agent then offered as agent for the other parties to put their names in the application in lieu of Graham's; this the Land Agent allowed, retaining the deposit money (which he had never given up) as for the new selectors instead of Graham.

If it was an irregularity it was a motiveless one as regarded the Land Agent; the Crown stood in the same position, the man who would have been impoverished by selections he did not want was relieved of them, and the others who *did* want them got them, and every one was satisfied.

PHILIP GIDLEY KING,
January 19th, 1876.

No. 6.

J. MCELHONE, ESQ., M.L.A., to THE MINISTER FOR LANDS.

Sydney, 25 January, 1876.

SIR,

Enclosed I send you Mr. Graham's letter. By it you will see he did not sell out a few minutes after he selected, as stated by Mr. M'Donald. On the contrary, he did not know until next day one of the blocks was selected, and he replied he would have all or none. His son went to the selection 90 miles

*Not stated. from * then rode home 150 miles, and returned to Tamworth, 150 miles; this would take fully ten days.

The charge I bring is this,—that Mr. M'Donald did not send down the name of the Grahams in his weekly returns, as he should have done; but on the contrary, he neglected doing so, to let the other party have time to buy, and sent down false returns, by substituting other names for Graham's, and that these men were dummies for the owners of Garrawilla; and I claim of you as Minister for Lands a fair decision in the matter. The law intends to put down dummyism—not to encourage it, as Mr. M'Donald did by his action in this case.

I have, &c.,
J. McELHONE.

[*Enclosure to No.* 6.]

Mr. H. Graham to J. McElhone, Esq.

Richmond Grove, Denman, 17 January, 1876.

Dear Sir,

I received your letter with reference to the Garrawilla selections. I took them up on Thursday. I stayed that night in Tamworth, and started home on Friday, and my son started for Garrawilla. A telegram overtook me in Murrurundi, informing me that one of the selections had been selected before. I telegramed back that I should have the whole or none. When my son came home, I sent him up to inquire about it, and he took the receipts with him and got his money back.

We have very dry weather—grass is very scarce. There was a nice shower last night, but did not continue very long.

Yours truly,
H. GRAHAM.

MINUTES ON No. 6.

Let me have the other papers at once.—T.G., 26/1/76.

Forwarded by direction of the Minister for Lands for the report of the Land Agent, Tamworth, having reference to previous correspondence on the subject.—W.W.S., B.C., 27 January, 1876.

No. 7.

D. W. Irving, Esq., P.M., to The Minister for Lands.

Tamworth, 2 February, 1876.

In the matter of the charge against Land Agent at Tamworth, in connection with Graham's selection in June, 1874.

Dear Mr. Garrett,

I have had an opportunity of observing Mr. M'Donald, Land Agent at this place, for twelve years of almost daily intercourse, and I am fully acquainted with what took place with regard to the above selections at the Land Office here. I am very desirous therefore of helping to show the real complexion the matter should bear. I trust, if I transgress official rule, in hoping your knowledge of me will make my representation have weight with you, my respect for Mr. M'Donald may make my excuse.

Mr. M'Donald will furnish a formal reply to the charge. I desire to testify to the course Mr. M'Donald forced himself to take in a case without precedent (and as it seemed to me), touched by no regulation then in force, having sprung solely from Mr. M'Donald's desire to save Graham.

It seems a strange turn in human affairs, that an officer should break through routine—a hard thing for Mr. M'Donald, of all men, to do—solely through concern and pity for a poor man's alleged position and to serve him alone, and that eighteen months afterwards he should be accused of doing all that he then did to frustrate this very man's getting the land, and covering it by false returns to the department.

Mr. M'Donald, ever since I have known him, has been accustomed to consider himself a "protector" to the less informed class of selectors. When there were no paid agents he did everything for the selectors, and I am sure any one would be astonished to know the amount of time, patience, and clerical drudgery Mr. M'Donald has given to matters of this kind, no way his duty, without fee or reward.

It was this habit of thought, this guarding the selector from all mistakes, which gave Mr. M'Donald such concern for Graham, as the victim of a mistake and likely to be injured, and which made Mr. M'Donald yield to Mr. Sinclair's wishes after great anxiety and indecision, as I who was present can bear witness.

Your most obedient servant,

D. WILLIAMSON IRVING, P.M.

No. 8.

The Land Agent, Tamworth, to The Under Secretary for Lands.

Crown Lands Office,
Tamworth, 12 February, 1876.

Sir,

I do myself the honor to make the following reply to the charges now specifically made by Mr. McElhone in his letter to the Honorable the Minister for Lands, of the 25th ultimo, attached to the papers forwarded for my perusal, and reply :— No. 6.

1. I have not much to add to my former report of the 8th ultimo, but I shall endeavour to explain what may appear ambiguous, and to point out that Mr. McElhone must have been misinformed respecting the matter. No. 3.

2. I have not stated, and did not mean to say, that Graham "sold out a few minutes after he selected." I have already stated that it was not until Mr. Sinclair had left the office that I discovered that the block which Alexander Graham, senior, had selected, had been previously sold. Mr. Graham employed a professional Land Agent to act for him, and the business was *entirely* conducted by his agent. I had nothing whatever to do with Graham and those associated with him, and had no knowledge of the instructions received by the agent from his principal, or of any communications that passed between them. Mr. Sinclair as Graham's agent, after fully satisfying himself that the block which Graham had selected had been previously sold, and therefore was not open to selection, demanded and received back the application and deposit, and before the application had been entered in the register he asked to be allowed to substitute other names, in lieu of the names of Graham's people, for the blocks, on which I refused to return the deposits, and to use the same applications and the same deposits. I beg to refer you to Mr. Sinclair's declaration and letters herewith, which corroborate my statement, in reference to which statement you have been pleased to say it was my clear duty to return the deposit on the block that had been previously selected. Mr. Sinclair is an honorable man, and I believed, and now believe, he was faithfully carrying out Mr. Graham's instructions to him. Mr. P. G. King's memo. contains an inaccuracy, which possibly helped to mislead Mr. McElhone, but that memo. which I now see for the first time, and which Mr. King, on hearing of this matter, kindly made on my behalf, was not made on information supplied to him by me, and I am not therefore responsible for what it contains. The inaccuracy referred to is contained in the words, "the Land Agent at the moment discovered that one of the pieces of land selected by Graham was sold." Mr. King must have been misinformed as to the time at which I discovered the previous sale. See enclosure B to No. 3. See enclosures A and B. See No. 5.

3. I am sure Mr. McElhone would not state what he believed to be untrue, and that he would not bring a charge against me unless he thought he had just cause for so doing. I therefore feel certain that he must have been misinformed, or that he is labouring under some mistake respecting this matter; for he insinuates, if I understand his letter correctly, that the substitution of the names did not take place until after Graham's son had ridden from Tamworth to Garrawilla, thence home and back to Tamworth, which would take about ten days. In answer to this I can only say that, according to my ledger and cheque books, the weekly returns with the substituted names in them, and the deposits, were forwarded to the Treasury on the usual day, viz., the following Monday, and that I hold the Treasury receipt for the deposit moneys, dated 3rd July, which shows that the deposit was actually credited at the Treasury on that day; and I am now in a position to prove that Graham's son did not return to Tamworth until the 8th July, or about ten (10) days *after* the weekly returns had been sent to the Treasury. This will show that Mr. McElhone must have been misinformed. At this distance of time it is impossible for me to remember everything

See No. 6. everything that took place; but since the receipt of Mr. McElhone's letter I have made search, and I am able to prove what I have stated by documentary evidence that cannot be disputed.

4. Mr. McElhone stated that I neglected to include Graham's name in my weekly returns, and sent down false returns. In answer to this I can only say the reason why the names of Graham's people were not included, was that Graham *refused to take the land*, and he, by his agent, substituted other names, as already explained, from blame respecting which you have been pleased to exonerate me.

5. Mr. McElhone states that by my action in this matter I encouraged dummyism. In answer to this I may state that, under the Alienation Act of 1861, it was no part of my duty, and that I had no right to inquire who were dummies and who were not, but merely to forward the applications and deposits tendered to me. In this case I was not informed, and was not aware that the persons whose names were substituted by Mr. Sinclair were dummies for the owners of the Garrawilla Run; but I have been since informed by Graham's agent that the persons associated with Graham and his son were men in Graham's employment, and were all dummies for him.

6. It has been suggested that it would have been better if I had reported the matter of the substitution of the names to your department, and I now see and admit the force of that suggestion. I may however state that Mr. Sinclair wished to lodge fresh applications for the substituted names; that I refused to permit, and he with his own hand struck out the original names and inserted the new ones, so that the whole transaction, if at any time in question, would appear on the face of the applications.

7. In this matter I was suddenly placed in a difficulty. I acted conscientiously and according to the best of my judgment. The delay in referring to head quarters would have put Graham to great inconvenience, especially as I was told he wanted to select again almost immediately; I considered it my duty to protect him, and after carefully considering the matter, and having consulted the Police Magistrate, in whose judgment and experience I placed great confidence, I allowed the substitution.

8. No one connected with Garrawilla ever asked me to substitute the names of the second applicants for the original applicants. I had no communication with the owners of Garrawilla either direct or indirectly—all the parties were perfect strangers to me, and therefore I could have no motive for acting as I did save and except to protect Graham and those connected with him. The Police Magistrate was almost an eye-witness of the whole matter, and can testify to my anxiety to protect Graham. I send herewith a letter written by him in reference to the subject.

Mr. Irving's letter, enclosure A.

9. I cannot help calling your attention to the conduct of this man, who I must presume is Graham, and who positively refused to retain the land, in whose favour I perhaps strained the rules of strict routine in my desire to save him from loss and inconvenience, and who now after the lapse of nearly a year and a half seeks to extract from acts which were done with the purest motive the elements of a charge of conspiracy to injure him, indulges in groundless suspicions, and endeavours to make me a victim.

I have, &c.,

JOHN M'DONALD,
Land Agent.

[*Enclosure A to No.* 8.]

D. W. Irving, Esq., P.M., to J. M'Donald, Esq.

4 February, 1876.

My dear Mr. M'Donald,

I drop you this note before starting for Gunnedah, as I may not return from thence until the 7th, and you will then have forwarded your reply to the charges made against you in the matter of Graham's applications in June, 1874.

The Magistrates here, if it were needed, would cordially unite with me in bearing witness to your rectitude, and to the constantly conscientious and painstaking discharge of your duties, and our conviction that you are utterly incapable of any corrupt conduct.

No one could, however, so well represent your state of feeling at the time you were induced to adopt an unprecedented course in a case without precedent, and which, as it seems to me, was touched upon by no regulation in force at the time, as myself, who knew your habits of thought in such matters, and was present (and consulted by you) when you made your decision in this matter.

I know from daily observation how, for years before there were any paid agents, you devoted yourself to the requirements of the humbler class of selectors,—guarding them from mistakes, solving all their doubts, and doing an immense amount of clerical work for them, without fee or reward. I am sure no other Land Agent ever made such a perfect slave of himself as you have done.

Were I not situated as I am, nothing would gratify me so much as to take a trip to Sydney, and state to the Minister how entirely you were carried away at last by your consideration for Graham, a man who had locked up his little capital in land he would not have selected; had you made the discovery he could not select one of the blocks in time, and who had gone away from Tamworth, and had only his agent to rectify matters for him; how much you had taken a pride in saving such persons from mistakes, and therefore how distressed you were at this one; all this, and your distress and anxiety in coming to a decision, I could testify to.

It seems to me a strange freak of fortune that you should do a thing (out of rule) to serve Graham, and that it should now be sought to be made apparent that it was all for the other side it was done. I know all parties were equally strangers to you.

I am certain this charge will pass by you, but I am concerned at the pain you suffer during the suspense that must necessarily occur.

In haste, yours most truly,

D. WILLIAMSON IRVING, P.M.

[*Enclosure B to No.* 8.]

D. Sinclair, Esq., to J. M'Donald, Esq.

Tamworth, 12 February, 1876.

Sir,

In compliance with your request, I have perused the documents in connection with the matter of Graham's selections. I do not see upon what grounds Mr. McElhone brings such serious charges against you, charges which are so clearly explained and refuted by your letter to the Minister for Lands, which I certify to be true in every particular that relates to the part wherein I acted as agent for Graham, and especially as to your anxiety to save Graham from suffering serious loss, by being compelled to retain those blocks of land which he distinctly told me would be useless to him.

Mr. McElhone's charge that you favoured the Garrawilla dummies is simply ridiculous in the presence of all the facts of the case, which proves that if any favour was shown it was to Graham and his dummies.

If

If Graham has supplied the information upon which Mr. McElhone is acting, he is a most ungrateful and malicious person, and deserves to be punished for trying to injury your character.

With regard to the charge of sending false returns, Mr. McElhone should have the capacity to understand that the names substituted by me for those of Graham and others were the names of the *purchasers*, and, if I mistake not, were written on the forms originally used by me as Graham's agent.

I remain, &c.,
D. SINCLAIR.

MINUTES on No. 8.

SUBMITTED that this further explanation confirms the correctness of the decision already arrived at.—W.W.S., 16 February, /76.

Approved.—T.G., 18/2/76.

No. 9.

THE UNDER SECRETARY FOR LANDS to J. McELHONE, ESQ., M.L.A.

Department of Lands,
Sydney, 21 February, 1876.

SIR,

With reference to your letter of the 25th ultimo (forwarding a letter from Mr. A. Graham) charging the Land Agent at Tamworth with furnishing false returns to the Treasury, by omitting the name of Graham, and substituting other names in his weekly returns of conditional purchases, I am directed to inform you that, after investigation of the matter, and a careful perusal of the explanations received from Mr. M'Donald, the Minister for Lands considers that, under all the circumstances, the Land Agent took a proper view of the case in acting as he did with regard to the selections, and that there is nothing in the whole proceedings to detract in the slightest degree from his character and the reputation he has always borne as a trustworthy and zealous public officer, or to justify the charges preferred against him. No. 6; See enclosure to No. 6.

2. At the same time, Mr. Secretary Garrett considers that the circumstances attending the substitution of names upon the application ought properly to have been reported at the time the transaction occurred, to which effect Mr. M'Donald has been apprised. See No. 10.

I have, &c.,
W. W. STEPHEN.

No. 10.

THE UNDER SECRETARY FOR LANDS to J. M'DONALD, ESQ.

Department of Lands,
Sydney, 21 February, 1876.

SIR,

With reference to your further letter of the 12th instant, in reply to the charges made against you by Mr. McElhone *in re* Graham's selection at Garrawilla, I am directed to inform you that, after perusal of your explanation and the documents that accompanied it, the Minister for Lands sees no reason to alter the decision already arrived at in your favour, as communicated to you on the 19th ultimo. No 8. No. 4.

I have, &c.,
W. W. STEPHEN.

[6*d*.] Sydney: Thomas Richards, Government Printer.—1876.

1875–6.

LEGISLATIVE ASSEMBLY.

NEW SOUTH WALES.

RAINES' SELECTION AT MOUNT GIPPS.

(CORRESPONDENCE, &c.)

Ordered by the Legislative Assembly to be printed, 28 *March*, 1876.

RETURN to an *Order* made by the Honorable the Legislative Assembly of New South Wales, dated 25th June, 1875, That there be laid upon the Table of this House,—

"Copies of all papers, letters, telegrams, documents, and minutes, relative "to the forfeiture of Henry Raines' selection of 50 acres at Mount Gipps; "to the sale by auction of the said 50 acres; and to the destruction of the "improvements thereon after sale by Mr. W. S. Findlay, J.P., manager for "Messrs. M'Culloch, Sellors, & Co."

(Mr. Davies.)

SCHEDULE.

NO.		PAGE.
1.	Application by Henry Raines for conditional purchase of 50 acres, county of Young. 7 March, 1867	3
2.	Mr. Licensed Surveyor M'Cormack to Surveyor General, transmitting plan of above, with minutes thereon. 15 October, 1867	3
3.	Memo. of the Surveyor General. 6 April, 1868	3
4.	Land Agent, Menindie, to Under Secretary for Lands, enclosing declaration of Henry Raines. 5 April, 1870	3
5.	Application by Henry Raines for conditional purchase of 40 acres, Menindie. 8 September, 1870	4
6.	Mr. Licensed Surveyor M'Cormack to Surveyor General, transmitting plan of above. 5 January, 1871	4
7.	Under Secretary for Lands to Henry Raines, informing him that he must prove that his 40 acres conditional purchase is his home and residence, and forwarding a blank form for that purpose. 26 May, 1871	5
8.	Form of proof as to residence above adverted to, with enclosure	5
9.	Memo. of Under Secretary for Lands to Land Agent, with minutes thereon. 17 July, 1871	5
10.	Under Secretary for Lands to Mr. H. Raines. Fresh declaration required, six months grace being allowed. 18 October, 1871	5
11.	Executive Council minute, authorizing forfeiture of 40 acres conditional purchase. 29 October, 1871	6
12.	Extract from *Gazette* notice of forfeiture. 21 November, 1871	6
13.	Notification of alienation of conditional purchase of 50 acres to Mr. W. S. Findlay. 28 October 1872	6
14.	Declaration by Henry Raines, after alienation, of residence and improvements. 29 May, 1873	7
15.	Mr. H. Raines to Under Secretary for Lands, respecting a fresh declaration. 29 May, 1873	7
16.	Memorandum from the Under Secretary for Lands to Land Agent, same subject. 4 September, 1873	7
17.	Land Agent, Menindie, to Under Secretary for Lands, with reference to the conditional purchase above referred to; with minute and Minister's decision thereon. 27 November, 1873	7
18.	Under Secretary for Lands to Land Agent, Menindie, in reply to No. 17. 17 January, 1874	8
19.	M. Fitzpatrick, M.L.A., to Secretary for Lands, appealing for special consideration in the case of H. Raines' 50 acres conditional purchase transferred to Mr. Findlay; with minutes thereon. 14 March, 1874	8
20.	Under Secretary for Lands to M. Fitzpatrick, M.L.A., that Minister sees no reason for interfering with decision given on No. 17. 16 June, 1874	8
21.	Extract from *Gazette* notice. Lapsed conditional purchases. 24 July, 1874	8
22.	Messrs. P. Green, T. Nolan, and two others, to Minister for Lands, requesting to purchase 50 acres (H. Raines' conditional purchase) to be sold at auction; minute thereon. 3 September, 1874	9
23.	List of Crown lands for sale by auction at Menindie. 27 November, 1874	9
24.	Messrs. Wilson and Ranken to Secretary for Lands, requesting that H. Raines' 50 acres may be submitted to auction without delay. 7 December, 1874	9
25.	Under Secretary for Lands to Messrs. Wilson and Ranken, stating that said 50 acres will be offered for sale on 27th instant. 8 January, 1875	9
26.	Same to H. Raines (care of M. Fitzpatrick, M.P.), to above effect. 8 January, 1875	10
27.	M. Fitzpatrick, M.L.A., to Secretary for Lands, requesting that the present owner of H. Raines' conditional purchase (50 acres) may be permitted to remove the improvements thereon, in the event of not becoming the purchaser when put up to auction, with minutes thereon. 14 January, 1875	10
28.	Telegram from Under Secretary for Lands to Land Agent, Menindie, that W. S. Findlay will be allowed thirty days to remove his improvements, if not the purchaser of lot A of sale alluded to. 15 January, 1875	10
29.	Under Secretary for Lands to Land Agent, Menindie, to same effect. 15 January, 1875	10
30.	Same to M. Fitzpatrick, M.L.A., in reply to No. 27. 15 January, 1875	11
31.	Extract from list of Crown lands offered for sale by public auction at Menindie. 27 January, 1875	11
32.	Messrs. Wilson and Ranken to Minister for Lands, on the subject of H. Raines' 50 acres conditional purchase, with minute of the Minister for Lands. 2 April, 1875	11
33.	Same to same, relative to the sale of above 50 acres. 5 April, 1875	12
34.	Crown Solicitor to Under Secretary for Lands, forwarding copy of opinion of the Honorable the Attorney General in the matter, with minute of the Under Secretary and decision of the Minister for Lands thereon. 27 April, 1875	12
35.	T. Nolan (agent for Charles Carl) to Land Agent, Menindie, tendering sum of £150, being C. Carl's balance of purchase money due on 50 acres of land purchased by him at auction held in Menindie. 29 April, 1875	12
36.	Land Agent, Menindie, to Under Secretary for Finance and Trade, forwarding draft for £151, being the purchase money and deed fee for said land. 29 April, 1875	12
37.	T. Nolan (agent for C. Carl) to Registrar General, applying for deed of grant of land in question. 29 April, 1875	13
38.	Under Secretary for Lands to Messrs. Wilson and Ranken, in reply to No. 33. 8 March, 1876	13

RAINES' SELECTION AT MOUNT GIPPS.

No. 1.

APPLICATION for the conditional purchase of unimproved land, without competition, by Henry Raines, of the Barren Range, received with deposit this 7th day of *February, 1867, at 10 o'clock by JAMES MAIR, Land Agent for Mitchell District. *Query March.

7th March, 1867.

SIR,

I desire to purchase, under the "Crown Lands Alienation Act of 1861," without competition, the portion of unimproved Crown Land hereunder described; and I tender herewith a deposit at the rate of five shillings (5s.) an acre on the area for which I apply.

I am, &c.,
HENRY RAINES.

The Crown Land Agent
Menindie.

DESCRIPTION.

County of Young, parish of , 50 acres: Commencing at Dunbar's Well, about 5 miles south of Mount Gipps, and about 70 miles in a westerly direction from Menindie, and forming a square block with its boundaries directed to the cardinal points of the compass, on the north-west side of the said well.

Mr. M'Cormack for measurement, if unobjectionable.—W.R.D. B.C., 6 June, 1867.

No. 2.

MR. LICENSED SURVEYOR M'CORMACK to THE SURVEYOR GENERAL.

Wentworth, 15 October, 1867.

SIR,

According to your letter (qy. B.C.) of instructions (qy. B.C.) of the 6th June, 1867, I have the honor to state that, under separate cover, I have transmitted plan* of 50 acres applied for as a conditional purchase by Henry Raines, at the Barrier Ranges and on Stephens Creek. See No. 1. *Appendix A.

Mr. Raines is building an inn, and will be finished in the course of six weeks. The temporary improvements are value for sixty pounds.

Aspect,—Rough, rocky, sandstone hills, timbered with mulga.

I have, &c.,
H. O. M'CORMACK, L.S.

For report as to residence.—T.H.L., 27 July, /68.

The applicant resided in this selection at the date of survey, and is yet a resident.—HENRY O. M'CORMACK, 10 January, 1870.

No. 3.

CHARTING BRANCH.

MEMORANDUM of subjects requiring explanation or completion in connection with the survey and plan of portion 10, conditional purchase by H. Raines, county of Young, transmitted by Mr. Licensed Surveyor M'Cormack, letter No. 67–42, of 15th October, 1867, and on which Mr. M'Cormack's report in explanation is requested. No. 2.

Subject.	*Report.*
No connection or local sketch has been given for the above portion.—J.S.A. for S.G., 6 April, /68.	I showed Mr. Campbell the position of this portion when in Sydney, in December last.—HENRY O. M'CORMACK, 8/5/68.
It will be necessary for Mr. M'Cormack to furnish a local sketch to identify this portion.—P. F. ADAMS., S.G.	I have given a rough approximate of the position of this portion on the enclosed tracing.* There is no surveyed line from the River Darling to give an idea of the correct position.—HENRY O. M'CORMACK, 10/6/68. *Not with the papers.

No. 4.

LAND AGENT, MENINDIE, to THE UNDER SECRETARY FOR LANDS.

Land Office, Menindie,
5 April, 1870.

SIR,

I have the honor herewith to enclose the declaration of Henry Raines (referring to conditional purchase therein described), together with a cheque for £1 17s. 6d. which he has paid to me as interest on the unpaid balance of price.

2. I have abstained from signing the certificate appended to the declaration, as I am aware that Mr. Raines only resided on the land about two years and six months from the date of the conditional purchase.

I have, &c.,
J. MAIR, L.A.

[*Enclosure*

[*Enclosure to No. 4.*]

C.P. No. 6_____ Alienation Act.—E. 3.

Declaration of conditional purchaser, under the 13th section of the Crown Lands Alienation Act of 1861, *in cases where there has been no alienation of the land.*

I, HENRY RAINES, of Mount Gipps, do solemnly and sincerely declare, that I am the lawful owner, by conditional purchase, under the 13th section of the "Crown Lands Alienation Act of 1861," of the land hereunder described, and that improvements, consisting of an hotel, and to the value of two hundred pounds (£200) have been made on such land; and I declare further, that the said land has been my *bonâ fide* residence, continuously, from the period of selection and first occupation to the present date, and that no alienation of the land has been made by me. I make this solemn declaration, conscientiously believing the same to be true, and by virtue of the provisions of an Act made and passed in the ninth year of the reign of Her present Majesty, intituled, "*An Act for the more effectual abolition of oaths and affirmations taken and made in various departments of the Government of New South Wales and to substitute declarations in lieu thereof and for the suppression of voluntary and extra-judicial oaths and affidavits.*"

HENRY RAINES.

Taken and declared, at Menindie, this 31st day of March, 1870, before me,—

J. MAIR, Justice of the Peace.

Description.

County of , parish of , 50 acres at Mount Gipps, being conditional purchase No. 1 of 1867, in the District of Mitchell, made on the 7th March, 1867.

Certificate of Land Agent.

I hereby certify that, to the best of my knowledge and belief, the above declaration is in accordance with fact, except inasmuch as the declarant did not quite complete a three years residence on the land in question.

J. MAIR,*

Land Agent for Menindie District.

Interest £1 17s. 6d. credited 19 April, 1870.

* This was subsequently added.

No. 5.

D. Alienation Act, sec. 13.

Application for the Conditional Purchase, without competition, of unimproved Crown Land.

Application by Henry Raines for the conditional purchase, without competition, of 40 acres, unimproved Crown Land, under section 13 of the "Lands Alienation Act of 1861."

Received by me, with a deposit of £10, this 8th day of September, 1870, at 10·30 o'clock.

J. MAIR,

Agent for Sale of Crown Lands at Menindie.

8 September, 1870.

Sir,

I am desirous of purchasing, without competition, under the 13th section of the "Crown Lands Alienation Act of 1861," the portion of unimproved Crown Land hereunder described, containing 40 acres; and I herewith tender the sum of £10, being a deposit at the rate of five shillings (5s.) per acre on the area for which I apply and on which it is my intention to reside.

I am, &c.,

HENRY RAINES,

Mount Gipps, Barrier Ranges.

To the Agent for the Sale of Crown Lands at Menindie.

DESCRIPTION.

County of , parish of , 40 acres: Commencing at a marked tree marked R near Bugyconor Water-hole, about 4 miles west of the Euryowie Station, and five (5) miles west of the conditional purchase of Clara Ellen Harrod, and forming a square block bounded by lines running to the cardinal points of the compass on the west side of that tree.

B.C.—Mr. M'Cormack to measure if unobjectionable.—19 October, 1870.—J.S.A.

No. 6.

MR. LICENSED SURVEYOR M'CORMACK to THE SURVEYOR GENERAL.

Wentworth, 6 January, 1871.

SIR,

See No. 5. Herewith. *Appendix

According to instructions contained in your B.C. dated 19th October, 1870, I have the honor to state that under separate cover I have transmitted plan* of 40 acres, applied for as a conditional purchase by Henry Raines, Albert District.

The applicant at the time of survey did not reside on his selection, and has made no improvements.

Aspect, open plains—the land is not worth more than 20s. per acre.

I have, &c.,

H. O. M'CORMACK.

To show cause, &c.—J.H.L., 5 May, 1871.

No. 7.

THE UNDER SECRETARY FOR LANDS to MR. H. RAINES.

Department of Lands,
Sydney, 26 May, 1871.

SIR,

Information having been received that you have not resided on the 40 acres of land conditionally purchased by you at Menindie on the 8th September last, as required by the 18th clause of the Crown Lands Alienation Act, I am directed to inform you, that it will be necessary for you to prove within one month from this date by the testimony of at least two disinterested and respectable persons that your conditional purchase is your usual home and residence, and that in default of your doing so the purchase in question and any additional ones held by you in virtue thereof will be considered forfeited, and submitted for sale by auction with as little delay as possible. No. 5.

2. A form of proof is annexed, which you should get duly signed, and forward to this Department within the time prescribed. Blank form similar to No. 8.

I have, &c.,
W. W. STEPHEN.

No. 8.

FORM OF PROOF.

Proof of Residence.

WE, the undersigned, being uninterested in the purchase herein referred to, certify that we know Mr. to have continuously resided upon, as his usual home, the conditional purchase made by him on the 186 , of acres of Crown Lands in the County of

As witness our hands :

Names.	Calling.	Address.

Dated this 186 .

No. 9.

MEMO. OF THE UNDER SECRETARY FOR LANDS to THE LAND AGENT, MENINDIE.

THE enclosed Declaration made by Henry Raines, on his conditional purchase of 50 acres, made at Menindie on the 7th March, 1867, is returned to the Crown Lands Agent, with the request that he will sign the certificate at the foot of the declaration if no objection exists. See Enclosure to No. 4. See No. .

The county and parish should also be filled in in the description.

W. B.,
For the Under Secretary.

Department of Lands,
17th July, 1871.

Henry Raines lived on his conditional purchase for two years and about seven or eight months, and put up improvements, as stated in declaration; hence the form in which I have certified to the truth of his declaration. J. MAIR, L. A., Land Office, Menindie, 4/8/71. See letter No. 4, and see enclosure to No. 4.
Under Secretary for Lands.

Can the declaration be accepted (or a fresh one) if the conditional purchaser completes the term of three years residence, six months grace being allowed him for that purpose.—W.W.S., 2 Oct., 1871.

A fresh declaration must be made, the time suggested being allowed.—J.B.W., 2 Oct., 1871.

As the required fresh declaration has not been received, Mr. Raines should be reminded and apprised that the purchase will be declared forfeited if the necessary document be not at once furnished.—28/3/73.

Yes.—31/3/73. Mr. Raines informed.—7 April, 1873.*

*Letter apparently not entered, a copy cannot therefore be made.

No. 10.

THE UNDER SECRETARY FOR LANDS to MR. H. RAINES.

Department of Lands,
Sydney, 18 October, 1871.

SIR,

Referring to the declaration forwarded by you in respect to your conditional purchase of 50 acres at Menindie, on the 7th March, 1867, I am directed to inform you that as it appears you only resided on the land about two years and a half from the date of selection, it will be necessary that a fresh declaration should be furnished, six month's grace being allowed for that purpose. No. 1.

I have, &c.,
W. W. STEPHEN.

No. 11.

No. 11.

EXECUTIVE COUNCIL MINUTE.

Department of Lands,
Sydney, 29 October, 1871.

IT is recommended to His Excellency the Governor and the Executive Council, that the conditional purchases specified in the enclosed Schedule, which have become forfeited through the non-fulfilment of the conditions thereof by the purchasers or their legal alienees, be now so declared by notice in the *Government Gazette* as provided by the 20th clause of the Crown Lands Alienation Act of 1861.

J. BOWIE WILSON.

The Clerk of the Executive Council.—B.C., 29 Oct., 1871. 31.—W.W.S.

The Executive Council advise that the several conditional purchases herein specified, which have become forfeited through non-compliance with the conditions required by law, be declared forfeited by notice in the *Gazette*, in terms of the 20th clause of the "Crown Lands Alienation Act of 1861."

ALEX. C. BUDGE,
Clerk of the Council.

Min. 71–50.—31/10/71. Confirmed.—3/11/71. Approved.—B., 15/11/71.

SCHEDULE.

No. of Conditional Purchase.	Name of Applicant.	When selected.	Where selected.	Area.
70–3,555	Raines Henry	8 September, 1870	Menindie	a. r. p. 40 o o

No. 12.

EXTRACT FROM NOTICE IN THE GOVERNMENT GAZETTE.

Department of Lands,
Sydney, 21st November, 1871.

Forfeited Conditional Purchase.

HIS EXCELLENCY the Governor with the advice of the Executive Council directs it to be notified, that the undermentioned portion of Crown Lands conditionally purchased under the "Crown Lands Alienation Act of 1861," having by the non-residence of the purchaser or his legal alienee on the original selection been abandoned within the meaning of the said Act, the same are hereby declared forfeited; and such of the said land as shall not in the meantime be conditionally purchased will be sold accordingly by auction on a day or days to be hereafter notified.

J. BOWIE WILSON.

No. of Conditional Purchase.	Name of applicant.	When selected.	Where selected.	Area.
70–3,555	Raines Henry.....	8 September, 1870.....	Menindie	a. r. p. 40 o o

No. 13.

Alienation Act, sec. 13.

Notification of Alienation of conditional purchase under 13*th section of the Crown Lands Alienation Act of* 1861, *where there is no additional conditional purchase in virtue thereof.*

Notification of Alienation of conditional purchase by Henry Raines, in the District of Mitchell.

I HEREBY notify to you, as the Agent for the Sale of Crown Lands for the District of Mitchell, that I have (after a residence thereon of at least 12 months), this day alienated to William Shand Findlay, of Mount Gipps station, the 50 acres of land, situated in the county of (name unknown), parish unnamed, which I selected at Menindie as a conditional purchase, under the 13th section of the Crown Lands Alienation Act of 1861, on the 7th March, 1867, having no additional conditional purchase in virtue thereof.

No. 1

HENRY RAINES,
Mount Gipps.

Dated at Mount Gipps, this 28th October, 1872.

To the Agent for the Sale of Crown Lands at Menindie.

I have duly registered the above notification of alienation in the records of this office.

J. MAIR,
Agent for the sale of Crown Lands.

Crown Land Sales Office, Menindie, 8 March, 1873.

No. 14.

No. 14.

C.P., No. Alienation Act, E. 4.

Declaration of conditional purchaser, under the 13th section of the Crown Lands Alienation Act of 1861, *in cases where there has been alienation of the land.*

I, HENRY RAINES, do solemnly and sincerely declare, that William Shand Findlay is the lawful owner, by conditional purchase under the 13th section of the Crown Lands Alienation Act of 1861, of the land hereunder described, and that improvements, consisting of house, &c., and to the value of £200 have been made on such land; and I declare further, that the said land has been my *bonâ fide* residence, continuously, from the period of selection and first occupation, for the full period required by law, and that no alienation of the land has been made until after the residence thereon of such holder for a period of one whole year each alienation having been notified to the Land Agent of the District within one month of its having been made. I make this solemn declaration, conscientiously believing the same to be true, and by virtue of the provisions of an Act made and passed in the ninth year of the reign of Her present Majesty, intituled "*An Act for the more effectual abolition of oaths and affirmations taken and made in various departments of the Government of New South Wales and to substitute declarations in lieu thereof and for the suppression of voluntary and extra-judicial oaths and affidavits.*"

HENRY RAINES.

Taken and declared, at Mount Gipps, this
29th day of May, 1873, before me,—
WILLIAM S. FINDLAY, J.P.

DESCRIPTION.

County of parish of , acres, at being conditional purchase No. 1 of 1867, in the district of Mitchell, made on the 7th March, 1867.

No. 15.

MR. H. RAINES to THE UNDER SECRETARY FOR LANDS.

Mount Gipps, 29 May, 1873.

SIR,

In reply to yours of the 7th ultimo, I beg to inform you that I have not at any time received a communication from you dated 18th October, 1871, respecting the necessity of a fresh declaration on the conditional purchase of 50 acres of land made by me at Menindie on the 7th March, 1867. See notation on minute annexed to No. 9. No. 10. No. 1.

I have now made a fresh declaration and have forwarded it to the Land Agent at Menindie.

I am, &c.,
HENRY RAINES.

No. 16.

MEMORANDUM FROM THE UNDER SECRETARY FOR LANDS to THE LAND AGENT, MENINDIE.

As the purchase referred to in the enclosed declaration was transferred to William Shand Findlay on the 28th October, 1872, a fresh declaration should be made by him, he being *now* the owner of the land. No. 14. See No. 13.

W. B. (for the Under Secretary).—B.C., 4 September, 1873.

To be returned.

Forwarded for the information of Mr. Findlay, who is requested to return these documents to this office. A fresh form is enclosed herewith.—J. MAIR, Land Agent, Menindie.—30/9/73.

No. 17.

THE LAND AGENT, MENINDIE, to THE UNDER SECRETARY FOR LANDS.

Land Sales Office, Menindie,
27 November, 1873.

Conditional Purchase of H. Raines.

SIR,

I have the honor to inform you that I forwarded the documents enclosed herewith to Mr. W. S. Findlay for his information with reference to the conditional purchase therein referred to, and that they have now been returned to me by Mr. Findlay, with a statement by him that he cannot make a declaration that Henry Raines complied with all the requirements of the Land Act, although he is satisfied that he did do so. During the greater part of the time of Henry Raines' residence on the land in question, Mr. Findlay was not a resident of this district. I omitted to sign the certificate appended to Mr. Raines' declaration, because I believed that he had not resided on the land for the full period of three years from the time of his application. Mr. Raines resided on the land until (about) October or November, 1869. He then leased the land and the hotel, and other buildings thereon, to Mr. James White, and, as I believe, ceased himself to reside on the land. In every respect except in the matter which I have stated, he has complied with the requirements of the law, and I may state that his conditional purchase had no connection with what is popularly known as "dummyism."

I have, &c.,
J. MAIR,
Land Agent.

As a proper declaration cannot be made either by the original purchaser, Henry Raines, or his alienee, W. S. Findlay, and the Land Agent declines to certify to the declaration, the purchase should perhaps be included in the next schedule of lapsed conditional purchases. Land Agent should be so informed.—W.B., 3/1/74. Appd.—J.S.F., 7/1/74.

No. 18.

No. 18.

THE UNDER SECRETARY FOR LANDS to THE LAND AGENT, MENINDIE.

Department of Lands,
Sydney, 17 January, 1874.

SIR,

No. 17.

50 acres, 13 sec., Mitchell, 7th March, 1867, Henry Raines transferred to William Shand Findlay on the 28th October, 1873.

With reference to your letter of the 27th November last, respecting the conditional purchase of W. S. Findlay, noted in the margin, and to your statement that a difficulty exists as to furnishing the usual declaration, I am directed to inform you that as it appears that a proper declaration cannot be made either by the original selector, Henry Raines, or his alienee, W. S. Findlay, and you decline to certify to the correctness of the declaration, the Minister for Lands has decided that the purchase shall be included in the next schedule of lapsed conditional purchases, to which effect you will be good enough to inform the party concerned.

I have, &c.,
W. W. STEPHEN.

No. 19.

M. FITZPATRICK, ESQ., M.L.A., to THE MINISTER FOR LANDS.

100, Pitt-street,
14 March, 1874.

SIR,

I venture to appeal for special consideration in the case of Henry Raines' 50 acres, Mitchell (c. p. 67–751), which you have recently ordered to be included in the forfeited list.

No. 1.

This land was selected on the 7th March, 1867. It was at once occupied, and it has been improved very far beyond the requirements of the law. In fact the improvements on it are very considerable.

Henry Raines continued to make the land his *bonâ fide* residence, as I am informed, the whole three years.

The land remained in his unquestioned possession until 28th of October, 1872, when Raines alienated to Mr. W. S. Findlay, who was then a stranger to the district, but who, of course, rested satisfied that there was no question to Raine's title, inasmuch as he knew the law required no residence *after three years*. Raines made a declaration in due form, but the Land Agent hesitated to sign the usual certificate, because he was under the impression that Raines had not quite completed his three years residence.

Raines has now sent in another declaration, in which he states unequivocally that he complied with all the conditions of the Act. Exception seems to be taken to this declaration, because the printed form has been altered, but the alteration was necessary to make it accord with the facts.

Mr. Raines is no longer the owner of the land, but Mr. W. S. Findlay.

If it be the fact as supposed by the Land Agent that Mr. Raines left the land in charge of another person for some few weeks, still it is clear there was no intentional abandonment of it, because more than two years after he alienated to Mr. Findlay.

As there has been, therefore, in this case a satisfactory compliance with the improvement condition, and a substantial if not a full compliance with the residence condition, and as Mr. Findlay bought for valuable consideration under circumstances which did not suggest any imperfection of Raines' title, it seems to me that you can without sinning against the spirit of the Act direct that Mr. Findlay's title be upheld.

I have, &c.,
MICHAEL FITZPATRICK.

P.S.—There is no adverse claimant. This is simply a case between the Crown and Mr. Findlay.

See No. 17.

See enclosed paper containing decision now appealed against. There is nothing now alleged to alter the facts.—A.O.M., 4/5/74.

I see no reason for interfering with previous decision.—J.S.F., 5/6/74.

No. 20.

THE UNDER SECRETARY FOR LANDS to M. FITZPATRICK, ESQ., M.L.A.

Department of Lands,
Sydney, 16 June, 1874.

SIR,

No. 19. 50 acres, Henry Raines, 7th March, 1867, Menindie. Alienated to W. S. Findlay. See No. 17.

With reference to your letter of the 14th March last, appealing for a further and special consideration of the case of the conditional purchase noted in the margin, I am directed to inform you that the Minister for Lands sees no reason for interfering with his decision of the 7th January last, which was conveyed to the party interested through the Crown Lands Agent.

I have, &c.,
W. W. STEPHEN.

No. 21.

EXTRACT FROM NOTICE IN THE GOVERNMENT GAZETTE.

Department of Lands,
Sydney, 24 July, 1874.

Lapsed Conditional Purchases.

NOTICE is hereby given, that the undermentioned conditional and additional conditional purchases of land under the Crown Lands Alienation Act of 1861, have become lapsed through non-receipt of the necessary declarations or non-payment of interest prescribed by the Act, and that the lands will be offered for sale, as early as practicable, by competition at public auction, if not in the meantime re-conditionally purchased.

JAMES S. FARNELL.

No. of C.P.	Purchaser.	Date of purchase.	District.	Area.	County.	Papers.	Charting Numbers.
3685	W. S. Findlay alience of H. Raines ...	7 March, 1867 ...	Mitchell...	50 acres	Young ...	74-5329 ...	M 4-1814.

No. 22.

MESSRS. P. GREEN, T. NOLAN, AND TWO OTHERS, to THE MINISTER FOR LANDS.

Menindie, 3 September, 1874.

SIR,

We have the honor to request to have the following piece of land put up to auction, viz., Henry Raines' conditional purchase of 50 acres, Land Agent, No. 1, of 7th March, 1867. No. 1.

We see by the *Government Gazette* that the same has been forfeited, we have been informed by Mr. Findlay, of Mount Gipps Station, that he is buying this piece of land in virtue of improvement, we hope that this is not the case as it has nothing to do with the leasehold.

We have, &c.,
PATRICK GREEN.
THOMAS NOLAN.
A. NOSSDLE.
PHILLIP FAIRCHILD.

Has the interest money been refunded? If so, papers for Charting Branch for auction purposes.—25/9/74.

Letter informing as to refund apparently not entered in letter book.—30 September, 1874.

Mr. Hall, for auction.

No. 23.

LIST of Crown Lands offered for sale by public auction, at Menindie, on the 27th day of November, 1874.

Lot.	County, parish, or place.	Portion.	Section.	Area.	Upset price per acre.	Purchasers' names, residences, and callings.	Amount.
				a. r. p.			£ s. d.
	County of Menindie.					Sold to (not offered for)	.....
						Residence	.....
A	Parish of (unnamed)	13-70	...	40 0 0	£1	Calling	.....
						at £ per acre, Lot Price	.....
	Country lot	...	...	.....			
						Deed fee, £1. Deposit	.....
	County of Menindie.					Sold to (not offered for)	.....
						Residence	.....
B	Parish of (unnamed)	...	...	.....	£1	Calling	.....
						at £ per acre, Lot Price	.....
	Country lot	14-70	...	40 0 0	...		
						Deed fee, £1. Deposit	.....

27th November, 1874.

J. MAIR,
Land Agent, Menindie.

No. 24.

MESSRS. WILSON & RANKEN to THE MINISTER FOR LANDS.

227, George-street,
Sydney, 7 December, 1874.

SIR,

On behalf of Mr. Charles Carl we have to request that H. Raines' lapsed con. purchase of 50 acres, county of Young, Mitchell District, may be submitted to auction with as little delay as possible.

We have, &c.,
WILSON & RANKEN.

Mr. Hall. Place with above quoted papers, and take action denoted thereon, please.—12/12/74.

No. 25.

THE UNDER SECRETARY FOR LANDS to MESSRS. WILSON & RANKEN.

Department of Lands,
Sydney, 8 January, 1875.

GENTLEMEN,

The land situated at Menindie, applied for by you, will be offered for sale by auction on the 27th instant, at the Crown Lands Sales Office.

I am, &c.,
W. C. EDWARDS,
(For the Under Secretary.)

No. 26.

THE UNDER SECRETARY FOR LANDS to MR. H. RAINES.

Department of Lands,
Sydney, 8 January, 1875.

SIR,

No. 1. The conditional purchase made by you at Menindie on the 7th March, 1867, having become lapsed, under the 18th section of the Crown Lands Alienation Act of 1861, by your non-compliance with the law, I am directed to inform you that the land has been advertised for sale by public auction at Menindie, on the 27th instant.

I am, &c.,
W. C. EDWARDS,
(For the Under Secretary.)

No. 27.

M. FITZPATRICK, ESQ., M.L.A., to THE MINISTER FOR LANDS.

251 George-street,
14 January, 1875.

SIR,

As you have, I suppose, finally refused the claim of the present owner of Henry Raines' conditional purchase (50 acres), I now beg that under the peculiar circumstances of the case you will permit the owner of the improvements to remove the same in the event of not becoming the purchaser, and that you will kindly instruct the Land Agent at once to introduce that as one of the conditions of sale. The lot is proclaimed for sale at Menindie on the 27th instant.

I have, &c.,
MICHAEL FITZPATRICK.

Under the circumstances, the request contained herein may, I presume, be allowed.—W.C.E., 14/1/75.

The selection having been forfeited the selector has no further claim upon the improvements. But the principal objection would seem to be the introduction of a new condition after proclamation of the sale, which would form a very undesirable precedent even if legal.—A.O.M., 14/1/75.

There are no conditions in the proclamation of sale. The only conditions are those contained in instructions, all which should be read over before the sale.—W.W.S.

It would no doubt be undesirable to establish a precedent of this sort, but under all the circumstances the Minister has given his consent to Mr. Fitzpatrick's application. Thirty days may be given for the removal of the improvements in the event of Findlay not becoming the purchaser. The Land Agent should give notice at once, as well as at the sale, of the condition on which the lot is to be sold.—W.W.S.,

See No. 28. 15 Jan., 1875.

Telegraph and write also. Telegraphed Land Agent, Menindie.—15 Jan., 1875.

No. 28.

TELEGRAM from THE UNDER SECRETARY FOR LANDS to THE LAND AGENT, MENINDIE.

15 January, 1875.

SHOULD any other than Mr. W. S. Findlay become the purchaser of lot A on the 27th instant, he (Findlay) will be allowed thirty days to remove his improvements. This to be inserted in the conditions of sale, and to be notified to intending purchasers on the day of sale and previously where possible.

No. 29.

THE UNDER SECRETARY FOR LANDS to THE LAND AGENT, MENINDIE.

Department of Lands,
Sydney, 15 January, 1875.

SIR,

In reference to the sale of Crown Lands, advertised to take place at your office on the 27th instant, I am directed to inform you that lot A contains improvements, the property of Mr. W. S. Findlay, and should any person other than Mr. Findlay become the purchaser of the lot in question, Mr. Findlay will be allowed thirty days to remove his improvements.

You are therefore requested to insert the foregoing in the conditions of sale and give it all possible publicity at and prior to the day of sale.

I have, &c.,
W. W. STEPHEN.

No. 30.

THE UNDER SECRETARY FOR LANDS to M. FITZPATRICK, ESQ., M.L.A.

Department of Lands,
Sydney, 15 January, 1875.

SIR,

In reference to your letter of the 14th instant, requesting that the owner of improvements on lot A of the sale at Menindie on the 27th instant may be allowed to remove them in the event of his failing to become the purchaser, I am directed to inform you that the Honorable the Secretary for Lands has approved of your client being allowed to remove his improvements in the event of his not becoming the purchaser of the lot in question. No. 27.

I have, &c.,
W. W. STEPHEN.

No. 31.

EXTRACT from the list of Crown Lands offered for sale by public auction, at Menindie, on the 27th day of January, 1875.

Lot.	County, parish, or place.	Allotment or portion.	Section.	Area.	Upset price per Acre.	Purchaser's name, residence, and calling.	Amount.
				a. r. p.			£ s. d.
	County of Menindie.					Sold to Charles Carl; residence, Mount Gipps; calling, stockholder;	
A	Parish unnamed	10	...	50 0 0	£1	at £4 per acre, lot , price...	200 0 0
	Town of					Deed fee, £1. Deposit...	50 0 0

Menindie, 27 January, 1875.

J. MAIR,
Land Agent.

No. 32.

MESSRS. WILSON & RANKEN to THE MINISTER FOR LANDS.

227 George-street,
Sydney, 2 April, 1875.

SIR,

On the 7th March, 1867, Mr. Henry Raines made a selection of 50 acres, parish unnamed, county Menindie, on which selection he resided until about October, 1869, having in the meantime erected a stone house and obtaining a publican's license. About the month of October, 1869, he let the premises to a person named White, and went to reside elsewhere. See No. ;

On the 28th October, 1872, about three years after he had abandoned the selection, Raines transferred it to Mr. W. S. Findlay, who took possession from White in June, 1873, and placed a man in possession for a short time, after which the premises were unoccupied. In December, 1873, Findlay let the premises to H. Pretty, and made sundry improvements about the buildings; but on the 27th January, 1875, the selection having in the meantime been forfeited, it was sold at Menindie by public auction, and bought by Mr. Charles Carl at £4 per acre. See No. 13 See No. 31.

Before the sale took place Mr. Mair read out the usual conditions, and also a telegram received from the Lands Office to the effect that Mr. W. S. Findlay, in the event of not becoming the purchaser, had the privilege of removing within thirty days his improvements; but the parties bidding at the sale never for a moment supposed that this applied to the stone house erected by Henry Raines. Immediately after the sale this Mr. Findlay gave Pretty notice to quit in ten days, which Pretty refused to do, having made arrangements with Mr. Carl, the purchaser, to reside there till the month of June. When the ten days notice expired Mr. Findlay sent men to take off the roof of the house, which they did in the presence of a police trooper—turned out all the goods and furniture, knocked down the stone walls, broke up the foundations leaving all the stone and rubbish as it fell. Pretty's family then put their goods in a kind of cellar partly under ground (built by Raines), locked the door, and put up tents to live in. A day or two after Findlay himself forced the locks of this place, turned out the goods, and set fire to the cellar, leaving the place in a more dilapidated state to the great pecuniary loss of Mr. Carl.

Now, sir, while we with all due deference and respect to call in question the power of the Minister for Lands legally to give any such permission to any person to remove improvements that were legally their property or erected by them, the case is much stronger when the property has not been legally acquired—nor the improvements erected by the person to whom the permission is given as in this case.

We therefore respectfully request that you will be pleased to carefully consider this case, with the view of affording Mr. Carl some compensation for the injury he has received by the wilful destruction of his property under the apparent sanction of the Government. We may add that the particulars of this case are fully stated in the *Wilcannia Times* of the 18th instant, and that it there appears that Mr. Findlay was acting for Messrs. M'Culloch, Sellar, & Co., of Melbourne, whose manager he is on their Mount Gipps Station.

We have, &c.,
WILSON & RANKEN.

Let

Let this letter with the other documents be submitted to the Crown Law Officers for their opinion, as to whether the late Minister for Lands had power to give the authority to Findlay to remove the improvements made by Raines; and also, if this authority was illegal, how and to what extent is the Crown liable to Carl by the damage sustained by Findlay's action in removing and destroying the improvements on the land.—T.G., 3/4/75.

The Crown Solicitor.—W.W.S., B.C., 5 April, 1875.

No. 33.

MESSRS. WILSON & RANKEN to THE MINISTER FOR LANDS.

227 George-street,
Sydney, 5 April, 1875.

SIR,

No. 32. Not with the papers. Referring to our letter of 2nd instant, relative to the sale of H. Raines' conditional purchase and the destruction of property thereon, we beg to hand you copy of the *Wilcannia Times* of the 18th March, containing the proceedings taken against W. S. Findlay in the Wilcannia Police Court.

Yours, &c.,
WILSON & RANKEN.

No. 34.

THE CROWN SOLICITOR to THE UNDER SECRETARY FOR LANDS.

Crown Solicitor's Office,
Sydney, 27 April, 1875.

SIR,

I have the honor to return the papers relating to the sale of Raines' conditional purchase land, and to state that I have taken the opinion of Mr. Attorney General thereon, a copy of whose advising will be found on the other side.

I have, &c.,
JOHN WILLIAMS,
Crown Solicitor.

COPY OPINION.

IF the sale, as I understand from the papers, was made on the conditions (among others) that Findlay should remove all the improvements made by Raines, I think Carl has no remedy. But it appears to me to be a question not for the Government but for the parties themselves. I very much question whether Mr. Fitzpatrick's application of 14th January, 1875, should have been complied with. No. 27.

W.B.D., A.G., 26/4/75.

Under the opinion of the Attorney General the Government cannot, I conclude, interfere in the matter. There is no doubt, however, that Findlay made a most unjustifiable use of the concession accorded to him, which was simply, as he must have well known, to remove such of the improvements as were movable. It is of course no use now discussing the question as to whether it was expedient on the part of the late Minister to grant the concession referred to. It will be seen, however, that the Attorney General questions whether it should have been granted, but he does not say that it was illegal to do so.—W.W.S., 11 May, /75.

Approved.—T.G., 13/5/75.

No. 35.

MR. T. NOLAN to THE LAND AGENT, MENINDIE.

Menindie, 29 April, 1875.

SIR,

As agent for Charles Carl, of Mount Gipps, I beg to tender herewith the sum of one hundred and fifty pounds (£150) sterling, being balance of purchase money due on fifty acres of land purchased by the said Charles Carl at a land auction sale, held in Menindie, on the 27th day of January, 1875, the said fifty acres being lot A, portion 10. See No 31.

And I beg to state that I pay this sum in under protest in consequence of the improvements on the said land having been maliciously destroyed and left on the said land instead of being removed, as was provided for by the conditions of sale.

I am, &c.,
THOMAS NOLAN,
Agent for Charles Carl.

See No. 34. Inform parties interested. *Vide* decision of Attorney General herewith, and minute of Under Secretary upon same.—W.C.E., 21/12/75.

No. 36.

THE LAND AGENT, MENINDIE, to THE UNDER SECRETARY FOR FINANCE AND TRADE.

Menindie, 29 April, 1875.

SIR,

£150. £1. Herewith I do myself the honor to forward draft for one hundred and fifty pounds, being Charles Carl's balance of purchase money, and first half of £1 note accompanying application for deed of grant for said land.

You

You will observe that Carl's payment was made two days over time allowed by the Act; but as the delay was caused by waiting for the draft from the Bank, I took his money *under protest*, and trust I have acted properly in doing so.

I remain, &c.,
R. R. MORISSET,
L.A. Menindie.

£151 credited this day.—18 May, 1875.
The Under Secty. for Lands.—B.C., 18 May, 1875.—G.E.

No. 37.

MR. C. CARL to THE REGISTRAR GENERAL.

29 April, 1875.

SIR,

I have to request that you will be good enough to forward to the Crown Lands Agent at Menindie, for delivery to Thomas Nolan for Charles Carl, the deed of grant for land purchased by me at Menindie, on the 27th day of January, 1875, viz. :—Lot A, portion 10, section , 50 acres, on Stephen's Creek. Henry Raines' forfeited selection, near Mt. Gipps. See No. 31.

I have, &c.,
CHARLES CARL,
per THOMAS NOLAN, Agent.

Witness.—R. R. MORISSET, J.P.

No. 38.

THE UNDER SECRETARY FOR LANDS to MESSRS. WILSON & RANKEN.

Department of Lands,
Sydney, 8 March, 1876.

GENTLEMEN,

With reference to your letter of 5th April last, and to correspondence which has taken place on the subject of the destruction by Mr. W. S. Findlay of the improvements on the land at Mount Gipps, purchases by Charles Carl, being the forfeited conditional purchase of Henry Raines, I am directed to inform you that an opinion has been obtained from the Crown Law Officers to the effect that as the sale was made on the condition (among others) that Findlay should remove all the improvements, Carl has no remedy, notwithstanding the improper use he made of the concession. No. 33.

I have, &c.,
W. W. STEPHEN.

[Two plans.]

Sydney: Thomas Richards, Government Printer.—1876.

[1*s.* 6*d.*]

393—C

Enclosure to N°2

Appendix A.

Plan of portion N°10

County of Menindee, Parish Unnamed.

Scale 20 Chains to an Inch

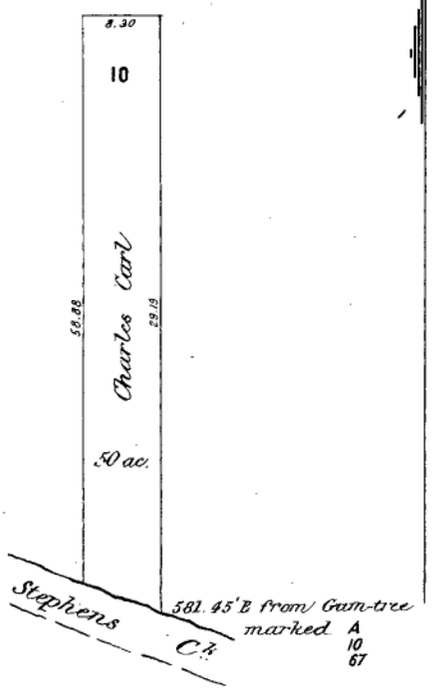

Traced from Diagram on Deed in Registar General's Office.

(Sig 363)

Enclosure to N° 6

Appendix B.

Copy of Tracing

of portion N° 14/70.

County of Menindee, Albert District.

Applied for as a Conditional Purchase by Henry Raines, Euryowie Run
no such Run

Scale, 20 Chains to an Inch

Sale at Menindie 27th Nov. 1874

Country lot B, Portion 14/70

Vide Alns 75/14294. above lot not bid for

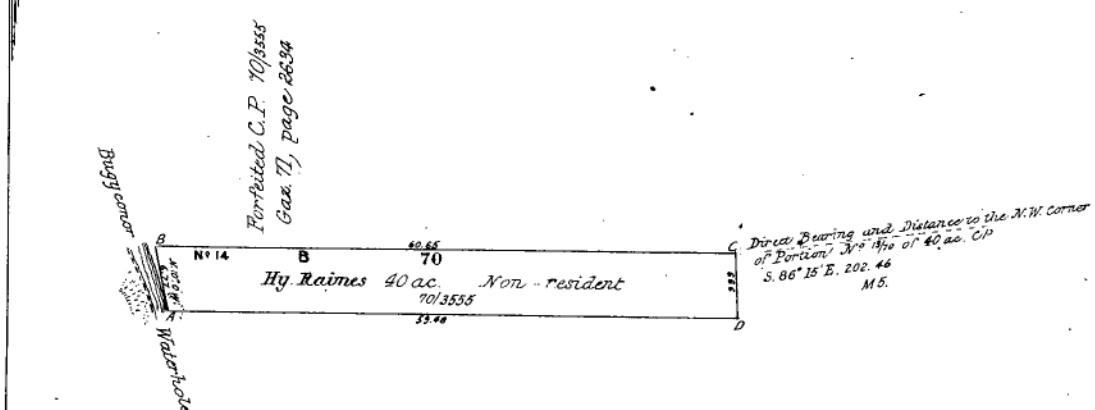

Reference to Corners.

Corner	Bearing	From	Links	N° on tree
A	N. 20° 15' E.	Gum	130	↑
B	S. 25° 30' E.	"	38	14
C	} no tree near			70
D				

Transmitted to the Surveyor General with my letter N° 3/71,
dated 5th Jany, 1871.

Henry O. MaCormack, L. S.

(Sig 393)

1875–6.

LEGISLATIVE ASSEMBLY.

NEW SOUTH WALES.

CROWN LANDS.

(MARY CONNOLLY'S SELECTION ON ROBERTSON'S RUN.)

Ordered by the Legislative Assembly to be printed, 10 *May*, 1876.

RETURN to an *Order* made by the Honorable the Legislative Assembly of New South Wales, dated 1 December, 1875, That there be laid upon the Table of this House,—

"(1.) Copies of all Papers and Correspondence in reference to Mrs. Mary "Connolly's selection on Robertson's Run, Coolah Creek, taken up at "Coonabarabran.

"(2.) Copies of all Correspondence and Papers in reference to a 40-acre "selection claimed by a person named Alexander Campbell out of above "Selection.

"(3.) Copies of all Papers and Correspondence in reference to a Reserve "granted to Mr. Robertson, in which Mrs. Connolly's selection was "included."

(Mr. McElhone.)

SCHEDULE.

NO.		PAGE.
1.	Application by Alexander Campbell for the conditional purchase of 40 acres, parish of Coolah, County of Napier. 26 June, 1873	3
2.	Extract from *Gazette* notice—Reserve from sale pending final decision of routes for travelling stock. 1 July, 1874	3
3.	Application by Mary Connolly for 320 acres, Parish of Coolah, County of Napier. 6 August, 1874	3
4.	Licensed-Surveyor Conder to Surveyor General, transmitting plan of 40 acres abovementioned. 30 September, 1874	4
5.	Robert Robertson (Agent for Alex. Campbell) to Minister for Lands, protesting against Mary Connolly's application No. 3, with minutes thereon. 24 October, 1874	4
6.	Under Secretary for Lands to Mr. Robert Robertson, in reply to above. 4 December, 1874	4
7.	Land Agent, Coonabarabran, to Under Secretary for Lands, reporting on No. 5. 4 January, 1875	4
8.	R. Robertson, Esq. (Agent for Alex. Campbell) to the Under Secretary for Lands, intimating that Campbell has selected another portion of 40 acres, and requesting that his first application may be allowed him as an additional conditional purchase, or that the whole may be declared forfeited and put up to auction. 1 February, 1875	5
8*a*.	Under Secretary for Lands to Mr. A. Campbell, as to proof of residence, enclosing statutory declaration. 18 February, 1875	5
9.	Minutes on the case. 16 April, 1875	5
10.	R. Robertson, Esq., to Minister for Lands with regard to No. 5, with minutes thereon. 23 April, 1875	6
11.	Land Agent, Coonabarabran, to Under Secretary for Lands concerning the date of Campbell's application. 13 May, 1875	6
12.	Same to same, forwarding tracing in connection with the matter in dispute. 26 May, 1875	6
13.	Minute by Mr. Blackman on the subject. 1 June, 1875	7
14.	Under Secretary for Lands to R. Robertson, Esq., in reply to No. 10. 23 July, 1875	7

15. R. Robertson, Esq., to Under Secretary for Lands, reiterating the grounds upon which Mr. Campbell bases his claim for setting aside Mrs. M. Connolly's application. 10 August, 1875 7
16. Minute by the Under Secretary for Lands. 23 September, 1875.... 8
17. Under Secretary for Lands to Mrs. Mary Connolly, apprising her of the action decided upon to be taken in the matter of the conflicting applications, with refund voucher enclosed. 27 September, 1875... 8
18. Same to Land Agent, Coonabarabran, informing him that Mrs. M. Connolly's application for conditional purchase of 320 acres is void. 27 September, 1875 8
19. Same to Under Secretary for Finance and Trade, to similar effect. 27 September, 1875 9
20. Same to Mr. Alex. Campbell, apprising him of the action decided upon to be taken in the matter of the conflicting applications, with refund voucher enclosed. 27 September, 1875 9
21. Same to Land Agent, Coonabarabran, informing him that Mr. Alex. Campbell's application for conditional purchase of 40 acres is void. 27 September, 1875 9
22. Same to Under Secretary for Finance and Trade, to similar effect. 27 September, 1875 9
23. Under Secretary for Lands to R. Robertson, Esq., apprising him of the cancellation of both applications. 27 September, 1875... 10
24. Telegram from Under Secretary for Lands to Land Agent, Coonabarabran, with respect to Nos. 18 and 21. 2 October, 1875 10
25. Telegram from Land Agent, Coonabarabran, to Under Secretary for Lands, regarding No. 24. 14 October, 1875 ... 10
26. Telegram from Under Secretary for Lands to Land Agent, Coonabarabran, in reply to No. 25. 15 October, 1875... 10
27. Under Secretary for Lands to Land Agent, Coonabarabran, that deposit money on Alex. Campbell's selection of 40 acres is not to be refunded or applied to any other selection. 15 October, 1875... 10
27*a*. Extract from *Government Gazette* notice. 29 October, 1875 10
28. R. P. Raymond, Esq. (on behalf of Mr. Alex. Campbell), to Minister for Lands, further respecting the conflicting claims of your client and Mary Connolly to the land in dispute, with minutes thereon. 3 November, 1875 ... 11
29. Under Secretary for Lands to Under Secretary for Finance and Trade, to same effect as No. 27. 22 November, 1875
30. Same to R. P. Raymond, Esq., in answer to No. 28. 22 November, 1875 11
31. Same to John McElhone, Esq., M.L.A., informing him of Minister for Lands original decision, denoted on No. 13. 22 November, 1875.... 11
32. Same to Mrs. Mary Connolly—similar intimation. 22 November, 1875 12
33. Same to Land Agent, Coonabarabran, apprising him that Mr. Alex. Campbell's 40 acres conditional purchase was cancelled in error, and that deposit money cannot be applied to any other selection in lieu. 22 November, 1875 12
34. Under Secretary for Lands to Mrs. Mary Connolly, informing her of the revocation of the cancellation of her conditional purchase. 25 November, 1875 12
35. Same to Land Agent, Coonabarabran, to the same effect. 25 November, 1875 12
36. Same to Under Secretary for Finance and Trade—similar to above. 25 November, 1875 13
37. Minute of the Deputy Surveyor General, and decision of the Minister for Lands thereon. 26 November, 1875 ... 13
38. T. J. Hawkins, Esq., Commissioner of Conditional Purchases, to Under Secretary for Lands, reporting that at Court of Inquiry held by him at Coonabarabran on 7 December, 1875, the case of Alex. Campbell's 40 acres conditional purchase was submitted for inquiry, with two enclosures—minutes thereon. 26 December, 1875... 13
39. R. P. Raymond, Esq., to Minister for Lands, protesting, at the instance of the proprietor of Coolah Run, against Mary Connolly being allowed to retain her conditional purchase, which is included in Travelling Stock Reserve No. 362, with minutes thereon. 17 February, 1876 14
40. Under Secretary for Lands to R. P. Raymond, Esq., in reply to No. 39, that the Secretary for Lands sees no reason to disturb his decision already given and arrived at. (See No. 37.) 13 March, 1876 14
41. Under Secretary for Lands to Mrs. Mary Connolly, intimating that it appears that her selection of 320 acres is situated within Travelling Stock Reserve No. 362, and that of course, as a conditional purchase, is invalid, with refund voucher enclosed. 13 March, 1876 15
42. Under Secretary for Lands to Land Agent, Coonabarabran, informing him that Mrs. Mary Connolly's application for conditional purchase of 320 acres is void. 13 March, 1876 15
43. Same to Under Secretary for Finance and Trade to similar effect. 13 March, 1876 15

CROWN LANDS.

No. 1.

(C.P. 73/6,500.) (D.) [Alienation Act, section 13.]

Application by Alexander Campbell, a minor, for the Conditional Purchase, without competition, of 40 *acres unimproved Crown Land, under section* 13 *of the Lands Alienation Act of* 1861.

RECEIVED by me, with a deposit of £10, this 26th day of June, 1873, at 3 o'clock.

F. W. EDWARDS,
Agent for Sale of Crown Lands at Coonabarabran.

Coonabarabran, 26 June, 1873.

Sir,

I am desirous of purchasing, without competition, under the 13th section of the "Crown Lands Alienation Act of 1861," the portion of unimproved Crown land hereunder described, containing 40 acres, which adjoins my conditional purchase of acres, made on the 187 ; and I herewith tender the sum of £10, being a deposit at the rate of five shillings (5s.) per acre on the area for which I apply, and on which it is my intention to reside.

I am, &c.,
ALEXANDER CAMPBELL, Minor,
pro — White, Coolah.

To the Agent for the
Sale of Crown Lands at Coonabarabran.

DESCRIPTION.

County of Napier, parish of Coolah, 40 acres, on western bank of Coolabaragundy River, adjoining the northern boundary of Robert Robertson's measured portion No. 17 on said river.

Mr. Licensed-Surveyor Conder to measure, if unobjectionable.—B.C., 9 Aug., 1873.

No. 2.

EXTRACT FROM GAZETTE NOTICE.

Department of Lands,
Sydney, 1 July, 1874.

Reserve from Sale pending final decision of routes for Travelling Stock.

HIS Excellency the Governor, with the advice of the Executive Council, directs it to be notified, that in pursuance of the provisions of the 4th section of the "Crown Lands Alienation Act of 1861," the land specified in the schedule appended hereto shall be reserved from sale pending final decision of routes for travelling stock.

JAMES S. FARNELL.

No. 362. Counties of Burnett, Arrawatta, and Stapylton, 24 square miles. The Crown Lands within 10 chains on each side of the road from Warialda, *viâ* Coolatai and Wellangra, to Yetman ; and thence within 10 chains on each side of the continuation of that road to Boggabella and Goondiwindi ; and within 10 chains on each side of the road branching from the aforesaid road at Tucka Tucka to Bengalla, on the Macintyre.

NOTE.—The above reserve includes partly reserve No. 318 for travelling stock, notified 21st November, 1871.

No. 3.

(C.P. 8,888.) (D.) [Alienation Act, section 13.]

Application by Mary Connolly, a widow, for the Conditional Purchase, without competition, of 320 *acres unimproved Crown Land, under section* 13 *of the Lands Alienation Act of* 1861.

No. 81 of 1874.

RECEIVED by me, with a deposit of £80, this 6th day of August, 1874, at 1·20 o'clock.

F. W. EDWARDS,
Agent for the Sale of Crown Lands at Coonabarabran.

6 August, 1874.

Sir,

I am desirous of purchasing, without competition, under the "Crown Lands Alienation Act of 1861," the portion of unimproved Crown Land hereunder described, containing 320 acres ; and I herewith tender the sum of £80, being a deposit at the rate of five shillings per acre on the area for which I apply, and on which it is my intention to reside.

I am, &c.,
MARY CONNOLLY,
per John Connolly.

To the Agent for the
Sale of Crown Lands at Coonabarabran.

DESCRIPTION.

County of Napier, parish of Coolah, 320 acres, on the right bank of Coolabaragunby River: Commencing at a tree marked 5 over XXXVII to run down the said river with a frontage to it.

No. 4.

No. 4.

MR. LICENSED-SURVEYOR CONDER to THE SURVEYOR GENERAL.

Survey Camp, Narangarie, 30 September, 1874.

SIR,

See No. 1. * Appended. In compliance with the instructions contained in your B.C. of the 28th July [9 Aug.], 1873, I have the honor to transmit herewith a plan* of 40 acres of land, portion No. 52, in the parish of Coolah, county of Napier, applied for to purchase by Alexander Campbell, under the 13th section of the "Crown Lands Alienation Act of 1861."

The applicant is not residing on the land, and has made no improvements.

I have, &c.,
WM. J. CONDER,
Licensed Surveyor.

No. 5.

MR. R. ROBERTSON to THE MINISTER FOR LANDS.

Coolah, 24 October, 1874.

SIR,

In May, 1873, Alexander Campbell applied at the Lands Office, Coonabarabran (through his then agent, Mr. White), to select (40) forty acres of land, which was refused by the Land Agent on the ground of the applicant being a minor.

* 26 June. See No. 1. He applied again on 19th* June, 1873, giving the same description and his age, as follows :— "40 acres, commencing 20 chains south from southern boundary of a measured portion No. xxxvii, on west bank of Coolabaragundy River, county Napier (sd. Alexander Campbell about 18 years of age)." This was also refused, the Land Agent stating it had already "been applied for."

See No. 3. In August last, 1874, an application was, with the following description, accepted by the Land Agent from Mary Connolly to select 320 acres, embracing the land applied for by Alexander Campbell, of which he has now been deprived, and by the representations above made by the Land Agent, been prevented from exercising his right of taking up an additional conditional selection of any land vacant and adjoining the land he applied for.

I therefore protest against Mary Connolly's application for selection being granted, and would respectfully submit that Alexander Campbell's application previously made be granted to him, together with the additional conditional purchases of about 100 acres, which he would have secured but for the Land Agent's misrepresentations.

I have, &c.,
ROBT. ROBERTSON,
Agent for Alexander Campbell.

The Land Agent, Coonabarabran, should be called upon to furnish a report on the within statements.—22/12/74. Forwarded to the Crown Lands Agent, Coonabarabran, for his report.—W.B. (for the U.S.), B.C., 22 Dec., 1874.

No. 6.

THE UNDER SECRETARY FOR LANDS to MR. R. ROBERTSON.

Department of Lands,
Sydney, 4 December, 1874.

SIR,

No. 5. 320 acres. Mary Connoly. 6 Aug., 1874. In reference to your letter of the 24th October last, on behalf of Mr. Alexander Campbell, complaining of the conduct of the Crown Lands Agent at Coonabarabran in connection with the receipt of the conditional purchase application noted in the margin, I am directed to inform you that your communication has been referred to the Land Agent for his report, on receipt of which a further intimation will be made to you.

I have, &c.,
W. W. STEPHEN.

No. 7.

THE LAND AGENT, COONABARABRAN, to THE UNDER SECRETARY FOR LANDS.

Crown Lands Office,
Coonabarabran, 4 January, 1875.

MR. Robertson's letter, dated 24 October, 1874, received to day.

No. 5. On 12th June, 1873, a list containing several applications for conditional purchases was forwarded by Mr. Robertson, of Coolah, to Mr. J. White, of Coonabarabran, with an authority to act as his agent, The names of the applicants were some of Mr. Robertson's servants whom I knew, and among them one Alexander Campbell. I asked the agent if Alexander Campbell was not a minor, and as he could not tell me I asked him to let me know. He could not do so without writing to Mr. Robertson. On the following Thursday, the 19th, the agent informed me Alexander Campbell was a minor and again put in an application. I referred to the description and found it embraced land already taken up by a family of the name of Higgins, on May 8, 1873. I showed the description of Higgins' land to the agent and he saw that the land applied for by Mr. Robertson in the name of Alexander Campbell was already taken up. I therefore told him to inform Mr. Robertson of this and that I would not accept the application until he heard from him. I heard nothing further on the subject then.

On

On 6th August, 1874, Mary Connolly made an application for 320 acres conditional purchase which was accepted. The description is: "On right bank of Coolabaragundy River: Commencing at a tree marked 5 over XXXVII, to run down the said river with a frontage to it." No. 3.

I have not a copy of the application made by Mr. Robertson in the name of Alexander Campbell, but I am quite sure I compared the description handed to me with Higgins' description in the presence of Mr. White, and we both saw the land was already taken up.

If Mr. Robertson had renewed the application after this information it would have been accepted.

In August last I met Mr. Robertson at Coolah. He then told me I had materially injured him in accepting Mary Connolly's application, and I explained to him what I now report.

F. W. EDWARDS, C.L.A.

No. 8.

MR. R. ROBERTSON to THE UNDER SECRETARY FOR LANDS.

Bell's Chambers,
Sydney, 1 February, 1875.

SIR,

Referring to my letter of October last, respecting the selection by Mary Connolly of 320 acres, situated on Coolabaragundy River, county of Napier, and urging the claim of Alexander Campbell to 40 acres selected by him at same place, but which selection was refused by the Land Agent, though made previously to Mary Connolly's,— No. 5.

I have now the honor to inform you that Alexander Campbell on being refused the first application selected another portion of 40 acres adjoining or very close to the first portion, which has been measured for him.

I have now the honor to urge that under the circumstances, and the irregularities having occurred in the Land Office at Coonabarabran, that Alexander Campbell's first application should be allowed him as an additional conditional purchase, or that the whole should be declared forfeited and put up to auction, that is to say, the whole of the land applied for by Mary Connolly and the 40 acres first applied for by Alexander Campbell as being conflicting applications.

I have, &c.,
ROBT. ROBERTSON,
Agent for ALEXR. CAMPBELL.

No. 8A.

THE UNDER SECRETARY FOR LANDS to MR. A. CAMPBELL.

(C.P., 73/6,500.)

Department of Lands,
Sydney, 18 February, 1875.

SIR,

It having been reported to this department that you have not complied with the conditions of residence as required by the 16th and 18th clauses of the "Crown Lands Alienation Act of 1861," upon the 40 acres of land being portion No. in the parish of Coolah, conditionally purchased by you at Coonabarabran, on the 26th day of June, 1873,—I am directed to inform you that the purchase in question, and any additional ones held by you in virtue thereof, will be dealt with as forfeited in accordance with the 20th clause of the abovementioned Act at the expiration of thirty days from the date hereof, unless in the meantime you prove by a statutory declaration, to the satisfaction of the Honorable the Minister for Lands, that the said land has been your residence continuously from and within a period of one month after selection. Statutory declaration attached.

I have, &c.,
W. BLACKMAN,
For the Under Secretary.

[*Enclosure to No.* 8A.]

I,* of† do solemnly and sincerely declare that‡

and I make this solemn declaration, conscientiously believing the same to be true, and by virtue of the provisions of an Act made and passed in the ninth year of the reign of Her present Majesty, intituled "*An Act for the effectual abolition of Oaths and Affirmations taken and made in various departments of the Government of New South Wales, and to substitute declarations in lieu thereof, and for the suppression of voluntary and extra-judicial Oaths and Affidavits.*"

(*Signed*)

Made and signed before me at
this day of 187 ,—

(*Signature of a Magistrate*) J.P.

* Name. † Residence and occupation. ‡ Facts declared to be true.

No. 9.

MINUTES ON THE CASE.

16 April, 1875.

FROM the Land Agent's report it appears that the first application by Mr. Robertson (agent for Mr. A. Campbell) was made on 12th June, 1873, and that the land having been previously applied for by Messrs. Higgins* on the 8th May, 1873, the application was refused. No. 7.

* C.P. 73-4,813. 4,814. 4,815.

But

But in Mr. Robertson's letter of 24th October last, on behalf of Mr. A. Campbell, it is therein stated that his client's first application (the one now in question) was made in May, 1873—the date of the month is not specified.

Reference should perhaps be made to the Crown Lands Agent to ascertain whether an application, on behalf of Mr. Campbell, was made in May; and if so, to obtain and furnish a copy of the description and the date of the application.

It is represented by the agent of Mr. Campbell that the Crown Lands Agent refused the application, because it could not be stated at the time with certainty whether his client was a minor or not.

See No. 1. C.P. 73-6,500. Mr. A. Campbell made a subsequent purchase under section 13, on 26th June, 1873, for 40 acres (stated to be adjoining the former one alleged to have been made in May, 1873), on which he has been called upon to shew cause.

C.P. 73-6,500. It appears strange that Mr. Campbell after having made a purchase under section 13 should now lay claim to other land previously applied for by him.

No. 3. Action in regard to Mary Connolly's purchase of 6th August, 1874, which is represented to include *Not obtainable. the same land as Campbell's, is remaining in abeyance, awaiting the receipt of the paper *74-26,854 Aln., sent to L.-S. Conder on the 18th December last, which he should be called upon to return, and the enclosed application of M. A. Connolly should now be sent to him.

Mr. Raymond should be apprised that a further reference has been made to the Crown Lands Agent in the case of Mr. Campbell, and that on the receipt of the report he will be communicated with, and that the surveyor has been called upon to furnish a report on M. Connolly's purchase.—16/4/75.

Without going into unnecessary details the case is this: One Higgins selected land at Coonabarabran on 8th May, /73. In October, /74, Alexr. Campbell states that he made an application to the Land Agent for what is alleged to be the same land in May, /73, and was refused on the ground of Campbell being a minor. Campbell does not give the date of his application to the agent in May. The Land Agent should state whether any such application was made on the 1st or 8th May, /73, by A. Campbell; of course any application after that date would be void as against Higgins if the land applied for in both cases was the same.—W.B., 19/4/75.

The Land Agent states that the instructions from Mr. Robertson to his agent White (with which he had nothing to do) were dated 12 June, 1873, and therefore clearly implies that Campbell's first application was subsequent to that date; but he has not given any direct report upon this point, which was the material one referred to him, the complainant alleging that Campbell's first selection was in May, 1873. For further reference as proposed.—19/4/75. Written by Chief Clerk.

Referred accordingly to the Land Agent, Coonabarabran, for his report.—W.B. (for the Under Secretary), 22 Apl., /75.

No. 10.

MR. R. ROBERTSON to THE MINISTER FOR LANDS.

Mary Connolly's conditional purchase.

Sydney, 23 April, 1875.

SIR,

No. 5. With reference to my letter of 24th October last, I beg to inform you that the date of Alexander Campbell's application for a conditional purchase was the 29th of May, 1873.

I have, &c.,

ROBERT ROBERTSON.

There is no conditional purchase in name of A. Campbell on 29 May, 1873.—W.B., 28/4/75.

This letter should be sent to the Land Agent, Coonabarabran, with reference to other papers forwarded to him on 24th instant.—W.B. (for the Under Secretary), 29 April, 1875.

No. 11.

THE LAND AGENT, COONABARABRAN, to THE UNDER SECRETARY FOR LANDS.

Crown Lands Office, Coonabarabran,
13 May, 1875.

I HAVE no memorandum showing the date of A. Campbell's first application. I had already stated in my first report it was 12th June, 1873, and I believe that to be the day, as it was returned for the reasons given before, and again put in on the following Thursday, 19th June, with other applications from Mr. Robertson, which appear in the registry of that date.

F. W. EDWARDS, C.L.A.

No. 12.

THE LAND AGENT, COONABARABRAN, to THE UNDER SECRETARY FOR LANDS.

Land Agent's Office, Coonabarabran,
26 May, 1875.

SIR,

Tracing missing. I herewith forward a tracing in connection with Mr. Robertson's application between Mary Connolly and A. Campbell, which I omitted forwarding with the other papers.

I have, &c.,

F. W. EDWARDS, C.L.A.

No. 13.

MINUTE BY MR. BLACKMAN.

1 June, 1875.

PAPERS, together with report of Land Agent, Coonabarabran, in the matter of an alleged application by Alexander Campbell for a conditional purchase, are now submitted.

Mr. Robertson, as agent for Campbell, states that the latter made an application for a conditional purchase to the Land Agent referred to on 29th May, 1873, which was refused because selector was a minor; and certainly the Land Agent does appear to have acted unduly; he ought not to have raised the question of the minority of the applicant at all.

But I do not see that Campbell can now lay any claim to the land on account of the non-receipt of his application by the agent on the 12th June, 1873, which the agent affirms was the date of the first application by Campbell, because on the following land office day, the 19th June, he renewed his application for the land in question, and as it had not been selected in the interim by any other party any claim he may have or make to the land will clearly depend on his second application.

But on the 8th May previous one Higgins made a conditional purchase, and it is evident from the Land Agent's report that not only himself but Campbell's agent was convinced that the land he re-applied for on the 19th June had been previously taken up by Higgins on the 8th May. The Land Agent says:—

"I showed the description of Higgins' land to the agent (Campbell's), and he saw that the land applied for by Mr. Robertson in the name of Alexander Campbell was already taken up; I therefore told him to inform Mr. Robertson of this, and that I would not accept the application until he heard from him. I heard nothing further on the subject then."

Doubtless it is plain that the Land Agent refused to accept the second application (though not on account of the minority of the applicant), but it is equally plain that Campbell's agent and Mr. Robertson, as perhaps the ultimate claimant, acquiesced in his action, took in fact the same view of the case—otherwise Campbell had plenty of time to renew his application between June, 1873, and August, 1874, when one Mary Connolly selected 320 acres, which it appears Campbell desired to obtain.

The Land Agent may (looking at things after the event) be thought injudicious in not having accepted Campbell's second application, leaving it to the surveyor to decide whether it clashed with Higgins' selection or not; but at all events Campbell and his agents were consenting parties, and he can now I submit have no claim against Mary Connolly. W.B., 1/6/75.

Read and approved.—T.G., 7/7/75.

No. 14.

THE UNDER SECRETARY FOR LANDS to MR. R. ROBERTSON.

Department of Lands,
Sydney, 23 July, 1875.

SIR,

Referring to your letter of 23rd April last, further respecting Alexander Campbell's claim to part of Mary Connolly's conditional purchase, mentioned in the margin, on account of a previous application alleged to have been made by him on the 29th May, 1873, and refused by the Crown Lands Agent. but which was renewed on 19th June, 1873, I am directed to inform you that after consideration of all the facts of the case, the Secretary for Lands has decided that your client (Campbell) has no claim against Mary Connolly's selection, which must therefore hold good.

No. 10. 320 acres, 6 Aug., 1874, Coonabarabran.

I have, &c.,
W. W. STEPHEN.

No. 15.

MR. R. ROBERTSON to THE UNDER SECRETARY FOR LANDS.

(C.P. 74/8,888.)

Sydney, 10 August, 1875.

SIR,

Referring to our conversation of yesterday, and in the hope that the Honorable the Minister for Lands will be pleased to reconsider the question then discussed between us, I venture to reiterate the grounds upon which Mr. Campbell bases his claim that the application noted in margin be set aside:—

320 acres, Mary Connolly, 6 Aug., 1874.

1. That his application to purchase was prior to that of Mary Connolly, having been made first on the 12th and afterwards on the 19th June, 1873, whilst hers was made on the 6th August.
2. That having been misled by the statement then made by the Crown Lands Agent, he considers that that officer was bound, in fairness, to have acquainted him so soon as the incorrectness of that information was ascertained—at all events, before accepting from another person the application which he had twice refused when tendered by him.
3. That so far from his being in any way a "consenting party,"* he protested in October (so soon as the fact became known to him) against the acceptance of Mary Connolly's application.

In view, however, of the conflicting interests and questions involved—firstly, in the prior selection (although not acted on) of James Higgins, and the subsequent applications referred to above, I am authorized by Mr. Campbell to state his willingness to withdraw his claim provided the land in question be thrown into the "Reserve for Travelling Stock," which, in fact, comprises the whole of that land.

8 May, 1873.

I have, &c.,
ROBERT ROBERTSON.

* There is ample evidence of his having been a "consenting party."—W.B., 12/11/75.

No. 16.

No. 16.

MINUTE BY THE UNDER SECRETARY FOR LANDS.

23 September, 1875.

No. 15. ON looking further into this case I think that there are sufficient grounds for submitting the suggestion contained in the latter part of Mr. Robertson's letter of 10th August, for the cancellation of both Campbell's and M. Connolly's application.

The person legally entitled to the land was the first applicant, Higgins, but as he appears to have taken land elsewhere, the matter, as far as he is concerned, is disposed of. The next applicant was A. Campbell, and for some reason, which I cannot understand, the Land Agent declined to accept the application until it was reported to him whether or not Campbell was a minor, although general instructions had been issued to all the agents that minors could select.

But for this erroneous action on the part of the agent the matter would not have caused any difficulty in settling, and I think that Campbell has very good ground of complaint (on which point I differ from the view expressed in Mr. Blackman's memo. of 1st June last), if on that account, and through the mistakes made as to the exact land applied for, it should be allotted to the subsequent applicant, Connolly.

As, however, the latter's application was returned by the surveyor, and is still in the office, and the land has not yet therefore been surveyed, and as no intimation has yet been made to the applicant that her claim is to be upheld as against Campbell, I would submit that under all the circumstances it would be fair to cancel both selections, leaving matters as they were.

W.W.S., 23 Sept., /75.

Approved.—T.G., 23/9/75.

No. 17.

THE UNDER SECRETARY FOR LANDS to MRS. MARY CONNOLLY.

27 September, 1875.

MADAM,

See No. 3. With reference to the conditional purchase of 320 acres of land made by you at Coonabarabran on the 6th August, 1874, which conflicts with a selection made by a Mr. Alexander Campbell, I am directed to apprise you, that under all the circumstances of the case the Minister for Lands has decided that the proper course to pursue is the cancellation of both purchases, thereby leaving the matter as it originally stood, which action, I am to inform you, has now been taken.

2. Enclosed is a voucher which, upon being filled up and forwarded to the Auditor General (signed by you), together with your deposit receipt, will enable you to obtain a refund of the amount of your deposit.

3. I am further to inform you that you will now be at liberty to make a fresh application for the land.

I have, &c.,
W. W. STEPHEN.

[*Enclosure.*]

(C.P. 74/8,888.) NEW SOUTH WALES.

Revenue Refunded.

Department of Lands, Conditional Purchase Branch, Dr. to Mary Connolly,—

For the following refund, viz. :—	Amount to be refunded.
Land Office at Coonabarabran; date of selection, 6th day of August, 1874; deposit paid on 320 acres; selection is void by permission of the Minister for Lands; deposit to be refunded on 320 acres	£80 0 0

I certify that the amount charged in this voucher as to computation, casting, and rate, is correct, and that the refund is duly authorized in terms of the Audit Act.

W. W. STEPHEN,
Under Secretary for Lands.

No. 18.

THE UNDER SECRETARY FOR LANDS to THE LAND AGENT, COONABARABRAN.

(C. P. 74/8,888.)

Department of Lands,
Sydney, 27 September, 1875.

SIR,

I am directed to inform you that the application of Mary Connolly, on the 6th August, 1874, for the conditional purchase of 320 acres of land is void, by permission of the Honorable the Minister for Lands.

2. A form for refund of deposit has been forwarded for the signature of the applicant, the nature of which you will be so good as to explain to her, if required.

I have, &c.,
WILLIAM BLACKMAN,
pro the Under Secretary.

No. 19.

No. 19.

THE UNDER SECRETARY FOR LANDS to THE UNDER SECRETARY FOR FINANCE AND TRADE.

(C.P. 74/8,888.)

Department of Lands,
Sydney, 27 September, 1875.

SIR,

I am directed to inform you that the conditional purchase noted in the margin being void, by permission of the Honorable the Minister for Lands, a voucher form for refund of deposit (£80) has been forwarded for the signature of the applicant, which you will have the goodness to liquidate on presentation.

Mary Connolly, Coonabarabran, 320 acres, 6 August, 1874.

I have, &c.,
WILLIAM BLACKMAN,
For the Under Secretary.

No. 20.

THE UNDER SECRETARY FOR LANDS to MR. A. CAMPBELL.

(C.P. 73/6,500.)

Department of Lands,
Sydney, 27 September, 1875.

SIR,

With reference to the conditional purchase of 40 acres of land made by you at Coonamble on the 26th June, 1873, which conflicts with a selection made by Mrs. Mary Connolly, I am directed by the Minister for Lands to inform you that after considering all the circumstances of the case he has decided that the proper course to pursue is the cancellation of both purchases, thereby leaving the matter as it originally stood, which action I am to inform you has now been carried out.

See No. 1.

2. Enclosed is a voucher, which on being filled up and forwarded to the Auditor General (signed by you), together with your deposit receipt, will enable you to obtain a refund of the amount of your deposit money.

3. I am further to inform you that you will then be at liberty to make a fresh application for the land.

I have, &c.,
W. W. STEPHEN.

[*Enclosure.*]

(C.P. 73/6,500.)

NEW SOUTH WALES.

Revenue Refunded.

Department of Lands, Conditional Purchase Branch, Dr. to Alexander Campbell,—

	Amount to be refunded.
For the following refund, viz. :— Land Office at Coonabarabran; date of selection, 26th day of June, 1873; deposit paid on 40 acres; selection is void by authority of the Minister for Lands; deposit to be refunded on 40 acres.....	£10 0 0

I certify that the amount charged in this voucher as to computation, casting, and rate, is correct, and that the refund is duly authorized in terms of the Audit Act.

W. W. STEPHEN,
Under Secretary for Lands.

No. 21.

THE UNDER SECRETARY FOR LANDS to THE LAND AGENT, COONABARABRAN.

(C.P. 73/6,500.)

Department of Lands,
Sydney, 27 September, 1875.

SIR,

I am directed to inform you that the application of Alexander Campbell, on the 26th June, 1873, for the conditional purchase of 40 acres of land is void by authority of the Minister for Lands.

No. 1.

2. A form for refund of deposit has been forwarded for the signature of the applicant, the nature of which you will be so good as to explain to him if required.

I have, &c.,
W. BLACKMAN,
pro the Under Secretary.

No. 22.

THE UNDER SECRETARY FOR LANDS to THE UNDER SECRETARY FOR FINANCE AND TRADE.

(C.P. No. 73/6,500.)

Department of Lands,
Sydney, 27 September, 1875.

SIR,

I am directed to inform you that the conditional purchase noted in the margin being void, by authority of the Minister for Lands, a voucher form for refund of deposit (£10) has been forwarded for the signature of the applicant, which you will have the goodness to liquidate on presentation.

Alexander Campbell, Coonabarabran, 40 acres, 26th June, 1873.

I have, &c.,
W. BLACKMAN,
For the Under Secretary.

No. 23.

THE UNDER SECRETARY FOR LANDS to MR. R. ROBERTSON.

Department of Lands,
27 September, 1875.

SIR,

No. 15. With reference to your letter of the 10th ultimo, respecting the conflicting claims of Mr. Alexander Campbell and Mrs. Mary Connolly, for the conditional purchase of certain land in the District of Coonamble, I am directed to apprise you that under the circumstances of the case the Minister for Lands has decided that the only course that can be pursued is the cancellation of both purchases, and thereby leaving the matter as it originally stood,—which action I am to add has now been carried out.

I have, &c.,
W. W. STEPHEN.

No. 24.

TELEGRAM from THE UNDER SECRETARY FOR LANDS to THE LAND AGENT, COONABARABRAN.

Sydney, 2 October, 1875.

Nos. 18 and 21. REFERRING to my letters of 27th ultimo, disputed conditional purchases of Campbell and Connolly, the land being within reserve for travelling stock will not now be open to conditional purchase.

No. 25.

TELEGRAM from THE LAND AGENT, COONABARABRAN, to THE UNDER SECRETARY FOR LANDS.

Coonabarabran, 14 October, 1875.

MARY Connolly here applying for portion of 320 acres in dispute between her and Alexander Campbell
No. 17. at Coolah. She has letter from you, dated 27th ultimo, stating she can make fresh application for the
No. 21. land. Your telegram to me of 2nd, stated the land was included in travelling stock reserve. Please reply at once.

Reply.

THE land becomes part of the Reserve, and is not open to conditional purchase.—W.W.S., 15 Oct., /75.

No. 26.

TELEGRAM from THE UNDER SECRETARY FOR LANDS to THE LAND AGENT, COONABARABRAN.

Sydney, 15 October, 1875.

THE land becomes part of the Reserve, and is not open to conditional purchase.

No. 27.

THE UNDER SECRETARY FOR LANDS to THE LAND AGENT, COONABARABRAN.

15 October, 1875.

SIR,

No. 21. With reference to my printed letter forwarded to you on the 27th September last, notifying the
Alex. Campbell, 40 acres, section 13, Coonabarabran, 26 June, 1873. conditional purchase quoted in the margin as void, I am directed to request that you will be good enough not to refund the deposit money, or apply it to any other selection by the applicant, as the purchase was cancelled in error.

I have, &c.,
W. W. STEPHEN.

No. 27a.

EXTRACT FROM GOVERNMENT GAZETTE.

Department of Lands,
Sydney, 29 October, 1875.

IT is hereby notified, for the information of all parties interested, that information having been received to the effect that the conditions as to residence or improvements have not been, or are not, being fulfilled in respect to the undermentioned conditional purchases, the claims of the holders of such purchases have been severally referred to Commissioners for inquiry, pursuant to the Lands Act Amendment Act of 1875; due notice will be given by the respective Commissioners of the times and places appointed.

THOMAS GARRETT.

C.P. No.	Name of Selector.	Area.	District.	Date of selection.	County.	Parish.	Commissioner to whom referred.
73-6,500	Alexander Campbell, &c., &c.	40 acres	Coonabarabran	26 June, 1873	Napier..	Coolah..	Thomas Jarman Hawkins, Esq.

No. 28.

No. 28.

R. P. Raymond, Esq., to The Minister for Lands.

Bell's Chambers,
Sydney, 3 November, 1875.

Mary Connolly's Case.

Sir,

I have received letter from Mr. Robertson, who has been acting on behalf of Alexander Campbell in the conflicting claim to land at Coolah, as against Mary Connolly, informing me that he had heard the son, John Connolly, had proceeded to Sydney to endeavour to substantiate his mother's claim to her selection, and instructing me to appear against the reversal of the decision last arrived at in this case on behalf of Alexander Campbell, should such be in contemplation. There is no doubt the confusion in this case has been caused in the first instance by the improper rejection at Coonabarabran of Campbell's two applications, first, because he was a minor and his age was not stated; and secondly, because the land was supposed to be included in another application already recorded. If the rejection therefore of Mary Connolly's application is looked upon as being a hard case, surely Campbell is also entitled to some consideration, and in dealing with the case I feel confident, if the law is such as to compel you to oust Campbell's application tendered to the Land Agent when there was no conflicting claim, you will view his case in an equitable light, and grant him such relief as it may be in your power to give.

I may mention that there are valuable improvements erected by the lessee of the run on the land applied for by Mary Connolly, which I presume if she gets the land can be removed.

I have, &c.,
R. PEEL RAYMOND,
Agent.

After a careful reconsideration of this case I am of opinion that my original decision (see minute on 7/7/75) should be carried out. Let all parties (including Mr. McElhone, M.P., by whom my attention was again drawn to this case) be so informed. The improvements alluded to in the last paragraph of this letter may be removed.—T.G., 10/11/75. See No. 13.

The Land Agent, Coonabarabran, was apprised by telegrams of 2nd October and 15th of same month that the land in dispute is situated within the Reserve for travelling stock. Before acting on the minute of the 10th instant reference should be made to Charting Branch to ascertain the date of the notification of the Reserve alluded to.—12/11/75. C.P. 73,6500. C.P. 74,8888. See Nos. 24 & 26.

The C.P. application 74/8,888 should be noted for despatch to surveyor—C.P. 73/6500, A. Campbell.

No reply to letter of 18th February, calling for proof of residence. See No. 8a.

The cancellation of A. Connolly's purchase should now be revoked and noted in C.P. Register.

No. 29.

The Under Secretary for Lands to The Under Secretary for Finance and Trade.

Department of Lands,
Sydney, 22 November, 1875.

Sir,

With reference to my printed letter forwarded to you on 27th September last, notifying the conditional purchase, quoted in the margin, as void, I am directed to request that you will be good enough not to refund the deposit money, or apply it to any other selection by the applicant, as the purchase was cancelled in error. No. 22. Alex. Campbell, 40 acres, sec. 13. Coonabarabran, 26th June, 1873.

I have, &c.,
W. W. STEPHEN.

No. 30.

The Under Secretary for Lands to R. P. Raymond, Esq.

(C.P. 73/6,500; C.P. 74/8,888.)

Department of Lands,
22 November, 1875.

Sir,

With reference to your communication of 3rd instant, on behalf of Mr. Alexander Campbell, further respecting the conflicting claims of your client and Mary Connolly to certain land in parish of Coolah, I am directed to apprise you that after a careful reconsideration of the case the Minister for Lands is of opinion that his original decision of 7th July last should be carried out. No. 27.

2. Your client has therefore no claim against Mary Connolly's selection, which will now hold good.

3. I am however to state that the improvements alluded to in your letter may be removed from the land in question (that is, of course, Campbell's improvements.)

I have, &c.,
W. W. STEPHEN.

No. 31.

No. 31.

THE UNDER SECRETARY FOR LANDS to J. MCELHONE, ESQ., M.L.A.

Department of Lands,
Sydney, 22 November, 1875.

SIR,

In reference to your personal interview with the Minister for Lands, respecting the conflicting claims of Mr. Alexander Campbell and Mary Connolly to certain land in parish of Coolah, I am directed to appraise you, that after a careful reconsideration of the case the Minister for Lands has approved of his original decision of 7th July last being carried out. Mary Connolly's selection will therefore hold good, to which effect Mr. Campbell has been informed.

I am, however, to add that Mr. Campbell has been told that he is at liberty to remove the improvements which he has made on the land in question.

I have, &c.,
W. W. STEPHEN.

No. 32.

THE UNDER SECRETARY FOR LANDS to MRS. MARY CONNOLLY.

Department of Lands,
Sydney, 22 November, 1875.

MADAM,

See No. 17.
Mary Connolly, 320 acres, Coonabarabran, 6 Aug., 1874.

With reference to my printed letter, forwarded to you on 27th September last, notifying your conditional purchase, quoted in the margin, as void, I am directed to apprise you that after a careful consideration of the case the Minister for Lands has approved of his original decision of 7th July last being carried out.

2. Mr. A. Campbell has therefore been informed that he has no claim against your purchase which will now hold good.

3. I am, however, to state that Mr. Campbell has been told that he is at liberty to remove the improvements made by him on the land in question.

I have, &c.,
W. W. STEPHEN.

No. 33.

THE UNDER SECRETARY FOR LANDS to THE LAND AGENT, COONABARABRAN.

Department of Lands,
Sydney, 22 November, 1875.

SIR,

No 21.
Alex. Campbell, 40 ac., sect. 13, Coonabarabran, 26th June, 1873,

With reference to my printed letter forwarded to you on the 27th of September last, notifying the conditional purchase quoted in the margin as void, I am directed to apprise you that the purchase was cancelled in error, and that the deposit money cannot be applied to any other selection by the applicant in lieu.

I have, &c.,
W. W. STEPHEN.

No. 34.

THE UNDER SECRETARY FOR LANDS to MRS. MARY CONNOLLY.

(C.P. 74/8,888.)

Department of Lands,
Sydney, 25 November, 1875.

MADAM,

C.P. 74-8,888. 320 acres, parish of Coolah, county of Napier, 6 Aug., 1874.

I am directed to inform you, that the cancellation of your conditional purchase, noted in the margin, has been revoked, and the purchase stands now in your name, as before.

I have, &c.,
W. BLACKMAN,
For the Under Secretary.

No. 35.

THE UNDER SECRETARY FOR LANDS to THE LAND AGENT, COONABARABRAN.

(C.P. 74/8,888.)

Department of Lands,
Sydney, 25 November, 1875.

SIR,

I am directed to inform you, that the cancellation, notified to you by my letter of the 27th September, 1875, of Mary Connolly's conditional purchase of 320 acres, on the 6th August, 1874, has been revoked, and the purchase stands now in her name as before.

I have, &c.,
W. BLACKMAN,
For the Under Secretary.

No. 36.

No. 36.

THE UNDER SECRETARY FOR LANDS to THE UNDER SECRETARY FOR FINANCE AND TRADE.

(C.P. 74/8,888.)

Department of Lands,
Sydney, 25 November, 1875.

SIR,

I am directed to state, for your information, and for notation in the Treasury Books, that the voiding notified to you on the 27th September, 1875, of Mary Connolly's conditional purchase of 320 acres, made at Coonabarabran on the 6th August, 1874, has been revoked, and the purchase stands now in her name, as before.

I have, &c.,
W. BLACKMAN,
For the Under Secretary.

No. 37.

MINUTES.

26 November, 1875.

IN consequence of no reference having been made to the Survey Office since the first transmission of Mary Connolly's application (74–8,888) to Mr. Licensed-Surveyor Conder, it has escaped attention that the land applied for by her is within the Travelling Stock Reserve 362, previously notified (1st July, 1874), and should therefore be declared void.—R. D. FITZGERALD (for Surveyor General), 26 Nov., 1875. See No. 2.

It is unfortunate that this could not have been ascertained before, as it would have saved all this recent correspondence. The conditional purchase is, of course, illegal.—W.W.S., 30 November.

As it is evident that none of the parties, even the Land Agent, knew of the existence of the travelling stock route at the time the several applications referred to were made, I think that portion of the route affected by the conditional purchase of Mary Connolly should be revoked, and the conditional purchase placed in the schedule to the Bill for validating such conditional purchases.—T.G., 2/12/75.

No. 38.

MR. COMMISSIONER HAWKINS to THE UNDER SECRETARY FOR LANDS.

Walmer, Bathurst, 26 December, 1875.

SIR,

I have the honor to report, for the information of the Honorable the Minister, for Lands, that at a Court of Inquiry held by me at Coonabarabran on 7th December, 1875, the case of Alexander Campbell, a conditional purchaser of 40 acres of land on 26th June, 1873, county of Napier, parish of Coolah, was submitted for inquiry.

The respondent did not appear.

From the facts of the case, as disclosed in the depositions and the letter of Mr. Robertson, and his statement to Mr. Franks ("see letter and depositions herewith") and the absence of any evidence to prove that the conditions of section 13 had been carried out, it is clear to me that this was a dummy selection, and that the conditional purchase of Alexander Campbell should be declared forfeited.

I have, &c.,
THOMAS J. HAWKINS,
Commissioner.

[*Enclosure A to No.* 38.]

IN the matter of Alexander Campbell, conditional purchaser of 40 acres of land, parish of Coolah, county of Napier, on the 26th June, 1873.

Information and deposition of witnesses taken before me, Thos. J. Hawkins, a Commissioner under the amended Land Act at Coonabarabran, December 7th, 1875.

George Steele, having been sworn, states:—I am a constable in the police stationed at Coonabarabran; on the 1st December instant I proceeded to Coolah with a summons, signed by Mr. Commissioner Hawkins, on Alexander Campbell, to appear at a Court of Inquiry, to be held at Coonabarabran this day; I there saw Mr. Robertson; he said that Campbell was in his employ, and that he was away, and that he was not residing on his selection; I left the summons with Mr. Robertson; I have called Alexander Campbell three times outside the Court House; he does not appear; Mr. Robertson told me that he thought Campbell had forfeited his selection.

Sworn before me, December 7th, 1875,—
THOS. J. HAWKINS, Commissioner.

GEORGE STEELE.

Robert C. Franks, having been sworn, states:—I am Inspector of Conditional Purchases; in a notice in the *Government Gazette* of October 29th, 1875, Alexander Campbell's name appears as one at a Court of Inquiry, to be held at Coonabarabran this day, to answer a complaint that he had not resided on his conditional purchase; in a letter dated 30th September, 1874, to the Surveyor General from Mr. Surveyor Conder, which states that Alexander Campbell is not residing on his conditional purchase of 40 acres, parish of Coolah, county of Napier, nor were there any improvements on the said land; on 4th December instant I saw Mr. Robert Robertson at Coolah, who is the employer of Alexander Campbell; he said that he (Mr. Robertson) had written officially on account of Alexander Campbell; that he would not defend the case now before the Court; he also gave me to understand that the necessary conditions of residence had not been fulfilled; I did not go to the land as I knew the case would not be defended. No 4.

Sworn before me, December 7th, 1875,—
THOS. J. HAWKINS, Commissioner.

ROBERT C. FRANKS.

[*Enclosure*

[*Enclosure* B *to No.* 38.]

Mr. R. Robertson to Mr. Commissioner Hawkins.

Conditional Purchase, county Napier, 40 acres, A. Campbell.

Coolah, 1 December, 1875.

Sir,

As agent for Mr. Alexander Campbell, I beg to acknowledge receipt of your official notice for him to appear at your Court of Inquiry to be held at Coonabarabran on 7th December instant, with respect to his conditional purchase of 40 acres, and conflicting claims of one Mrs. Mary Connolly, and also most respectfully to express his inability to attend as requested through business and my ill health.

By the enclosed copy of letter from Lands Department I presumed this matter was settled.

I have, &c.,
ROBT. ROBERTSON.

[*Sub-Enclosure to Enclosure* B *to No.* 38.]

The Under Secretary for Lands to Mr. R. Robertson.

Department of Lands,
Sydney, 27 September, 1875.

Sir,

With reference to your letter of 10th ultimo, respecting the conflicting claims of Alexander Campbell and Mrs. Mary Connolly for the conditional purchase of certain land in the District of Coonamble, I am directed to apprise you that under all the circumstances of the case the Minister for Lands has decided that the only course that can be pursued is the cancellation of both purchases, and thereby leaving the matter as it originally stood, which action I am to add has now been carried out.

I have, &c.,
W. W. STEPHEN.

The proof of service by notice is not very satisfactory, but as the applicant's agent acknowledges receipt thereof, as such it is not necessary to raise this question.

May, in default of appearance, and under this report, be declared forfeited.—A.O.M.

Appd.—T.G., 21/1/76.

P.S.—The selection of Alexander Campbell's was not in conflict with Mary Connolly's.—W.B., 12/2/76.

No. 39.

R. P. Raymond, Esq., to The Minister for Lands.

Bell's Chambers,
Sydney, 17 February, 1876.

See No. 2.

Sir,

Referring to former correspondence respecting the selection of Mary Connolly on Travelling Stock Reserve No. 362, proclaimed on the 1st July, 1874, I am instructed by the present lessee of Coolah Run, Mr. T. L. Ingham, to enter a protest against Mrs. Connolly being permitted to retain any longer her illegal selection on the said Reserve, and that notice of its illegality and consequent cancellation may be served upon her without delay.

See No. 37.

The illegality of the selection is clearly shown by the Deputy Surveyor General's minute of 26 November, 1875, on the papers, and it is to be presumed the Reserve was considered necessary by the surveyors of the district or it would not have been recommended by them in the first instance. It is therefore submitted for your consideration that the interest of the lessee should not be thrown aside in favour of the selector, nor the Reserve, or any portion of it, revoked without due inquiry and report from the promoters of its proclamation.

I have, &c.,
R. PEEL RAYMOND,
Agent.

The Minister's decision is minuted on the enclosed papers under date 2/12/75.—A.O.M., 18 Feb., 1876.

These papers are in course of being copied to be laid upon the Table of the Legislative Assembly. As it may be considered desirable however to reply to this letter in order to close the correspondence and make it complete, I beg to submit it for decision in reference to the minute of the Secretary for Lands of date the 2nd December last.—W.W.S., 7 March, /76.

I do not see any reason to disturb decision arrived at.—T.G. 9/3/76. Make special notation as to inclusion of case of Mary Connolly's C.P. in special Bill and refer to Mr. Wickham.

No. 40.

The Under Secretary for Lands to R. P. Raymond, Esq.

Department of Lands,
Sydney, 13 March, 1876.

Sir,

No. 39.
320 acres, 6 August, 1874, Coonabarabran.
No. 2.

In reference to your letter of the 17th ultimo, protesting, at the instance of the proprietor of Coolah Run, against Mary Connolly being allowed to retain her conditional purchase, noted in the margin, which is included in Travelling Stock Reserve No. 362, I am directed to inform you that the Secretary for Lands sees no reason to disturb his decision already given and arrived at, which was to the effect that the selection should be placed in Schedule to the proposed special Bill, with a view to legalize the sale of the land to Mrs. Mary Connolly.

I have, &c.,
W. W. STEPHEN.

No. 41.

THE UNDER SECRETARY FOR LANDS to MRS. MARY CONNOLLY.

(C.P. 74/8,888.)

Department of Lands,
Sydney, 13 March, 1876.

MADAM,

Referring to the correspondence that has taken place on the subject of your conditional purchase, mentioned in the margin, I am directed to inform you that it appears the selection is situated within Travelling Stock Reserve No. 362, and of course as a conditional purchase is invalid.

320 acres. 6 Aug., 1874. Coonabarabran. No. 2.

A refund voucher is enclosed, which will enable you to obtain a return of the deposit-money obtained by you. I am further to state, that in consideration of the fact of the existence of the Reserve being unknown, not only to you but also to the Land Agent, the Minister for Lands has approved of the purchase being included, with others of a similar nature, in a special Bill about to be submitted to Parliament with a view to legalize the alienation of such land. Pending this authority for the subsequent sale of the land you are not, I am to remark, to be reinstated in your occupation of the portion.

I have, &c.,
W. W. STEPHEN.

[*Enclosure.*]

(C.P. 74/8,888.)

NEW SOUTH WALES.

Revenue refunded.

Department of Lands, Conditional Purchase Branch, Dr. to Mary Connolly,—

	Amount to be refunded.
For the following refund, viz. :— Land Office at Coonabarabran; date of selection, 6th day of August, 1874; deposit paid on 320 acres; selection void, being within Travelling Stock Route Reserve No. 362; deposit to be refunded on 320 acres	£80 0 0

I certify that the amount charged in this voucher as to computation, casting, and rate is correct, and that the refund is duly authorized in terms of the Audit Act.

Under Secretary for Lands.

No. 42.

THE UNDER SECRETARY FOR LANDS to THE LAND AGENT, COONABARABRAN.

(C.P. 74/8,888.)

Department of Lands,
Sydney, 13 March, 1876.

SIR,

I am directed to inform you that the application of Mary Connolly, on the 6th August, 1874, for the conditional purchase of 320 acres of land is void, being within Travelling Stock Route Reserve No. 362.

2. A form for refund of deposit has been forwarded for the signature of the applicant, the nature of which you will be so good as to explain to him, if required.

I have, &c.,
W. BLACKMAN,
Pro the Under Secretary.

No. 43.

THE UNDER SECRETARY FOR LANDS to THE UNDER SECRETARY FOR FINANCE AND TRADE.

(C.P. 74/8,888.)

Department of Lands,
Sydney, 13 March, 1876.

SIR,

I am directed to inform you that the conditional purchase noted in the margin being void, being within Travelling Stock Route Reserve No. 262, a voucher form for refund of deposit (£80) has been forwarded for the signature of the applicant, which you will have the goodness to liquidate on presentation.

Mary Connolly. 320 acres. 6 Aug., 1874.

I have, &c.,
W. BLACKMAN,
For the Under Secretary.

[One plan.]

Sydney Thomas Richards, Government Printer.—1876.

[1*s.* 3*d.*]

Tracing

showing portion of Land in the

Parish of Coolah, County of Napier;

Applied for under the 13th Clause of the Crown Lands Alienation Act of 1861, by Alexander Campbell.

Scale, 20 Chains to an Inch.

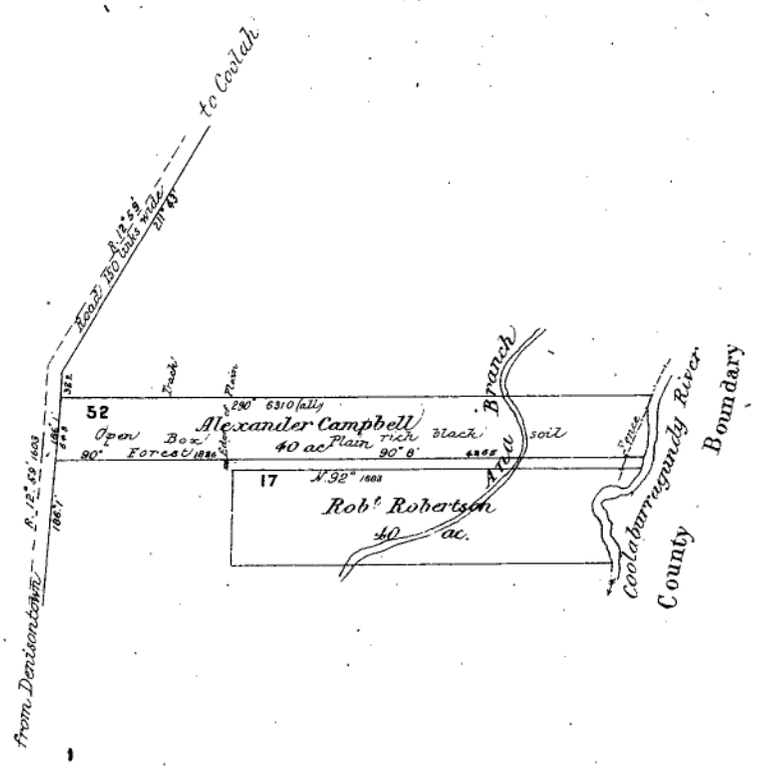

(Sig. 553)

1875-6.

LEGISLATIVE ASSEMBLY.

NEW SOUTH WALES.

CONDITIONAL PURCHASES AT PORT HACKING CREEK.

(PETITION OF H. WILSON AND M. CAWLEY.)

Ordered by the Legislative Assembly to be printed, 28 *January*, 1876.

To the Honorable the Speaker and the Honorable the Members of the Legislative Assembly of New South Wales, in Parliament assembled.

The humble Petition of the undersigned Conditional Purchasers at Port Hacking Creek, County of Camden, and Colony of New South Wales.

MOST HUMBLY AND RESPECTFULLY SHOWETH:—

That Petitioners selected and conditionally purchased, at the Lands Office, Campbelltown, certain Crown Lands, under the provisions of the "Crown Lands Alienation Act of 1861"; no notification of their being on a reserve having then been received by the Lands Agent.

That Petitioner, Henry Wilson, made his conditional purchase on the 8th day of January, 1874, paying the deposit, and duly receiving a receipt for the same; and the Petitioner, Michael Cawley, made his conditional purchase on the 5th day of March, 1874, the deposit being duly paid, and the usual receipt received; the purchases being *bonâ fide*.

That Mr. Licensed Surveyor Henry T. Sanderson surveyed both conditional purchases, commencing in November, 1874, Henry Wilson's conditional purchase being 200 acres, and Michael Cawley's being 100 acres; the survey being transferred to him from Mr. Licensed Surveyor Hosie.

That at the time of survey Petitioners were residing continuously on their respective purchases, and had then severally effected improvements amounting to 10s. per acre, and they have since effected further improvements in terms of the Act, their actual outlay being very considerable.

That Petitioners, notwithstanding all the above, are in extreme danger of being ousted from their conditional purchases, which, even were their deposits refunded, would involve Petitioners in a heavy and ruinous loss, owing to the outlay of money and the amount of labour incurred in effecting their respective improvements; Petitioner, Henry Wilson with his son, having actually cut and opened 4 miles of road, leading to his conditional purchase, through a dense scrub, and under continued heavy rains, in addition to the improvements made upon the farm itself.

Petitioners pray the attention of your Honorable House to the following:—

On the 19th December, 1873, an application was made for five mineral leases on Port Hacking Creek, the area being 1,150 acres; these applications were received at the chief office, Sydney; at that date Petitioner, Henry Wilson, was engaged selecting and marking his land, 200 acres, and subsequently put in his application at Campbelltown Lands Office, January 8th, 1874—Michael Cawley having selected afterwards. Mr. Licensed Surveyor Sanderson having been instructed to survey the said conditional purchases, communicated with the mineral lessees, whose area included the above conditional purchases, and being satisfied that they should not be interfered with, he proceeded to effect the survey, duly marking the boundaries, and leaving Petitioners in full possession, whilst the mineral leases were not surveyed to the lessees until the month of June, 1875, being seven months after the survey of Mr. Surveyor Sanderson.

That Petitioner, Henry Wilson, has been notified from the Department of Lands that his conditional purchase is void, and Petitioner, Michael Cawley is daily in danger of receiving a similar notification, on the grounds of a reserve and of previous application for mineral leases.

That Petitioners made their application to the Lands Agent at Campbelltown, who accepted their deposit, and they occupied the land within one month, having continuously resided thereon and held possession, and also having effected several improvements thereon. They therefore humbly submit that, on the grounds of equity and justice, they are entitled to the land they have *bonâ fide* purchased under section 13 of the "Crown Lands Alienation Act of 1861." There being, first, application; secondly, payment of deposit; and thirdly, occupation within one month after making application, with continued residence and sundry improvements; whilst at the time of survey the mineral lessees had merely complied with the first condition—application; no payment being made, no possession taken, and no occupation.

Petitioners therefore pray your Honorable House to take the premises into favourable consideration, and to grant such relief and protection from utter ruin to Petitioners, who have large families depending on them, as to the wisdom of your Honorable House shall be deemed meet under the exigencies of the case.

And Petitioners, as in duty bound, will ever pray.

Port Hacking Creek,
18th January, 1876.

HENRY WILSON.
MICHAEL CAWLEY.

1875-6.

LEGISLATIVE ASSEMBLY.

NEW SOUTH WALES.

REPORT FROM THE SELECT COMMITTEE

ON

PETITION OF WILSON AND CAWLEY;

TOGETHER WITH THE

PROCEEDINGS OF THE COMMITTEE,

MINUTES OF EVIDENCE,

AND

APPENDIX.

ORDERED BY THE LEGISLATIVE ASSEMBLY TO BE PRINTED,
19 *July*, 1876.

SYDNEY: THOMAS RICHARDS, GOVERNMENT PRINTER.

1876.

[1s.] 532—A

1875–6.

EXTRACTS FROM THE VOTES AND PROCEEDINGS OF THE LEGISLATIVE ASSEMBLY.

VOTES No. 73. TUESDAY, 11 APRIL, 1876.

11. PETITION OF WILSON AND CAWLEY ("*Formal*" *Motion*) :—*Mr. Davies,* on behalf of Mr. Gray, moved, pursuant to Notice,—
(1.) That a Select Committee be appointed, with power to send for persons and papers, to inquire into, and report upon, the Petition of Henry Wilson and Michael Cawley, presented to this House on 27th January last.
(2.) That such Committee consist of Mr. Garrett, Mr. Farnell, Mr. Warden, Mr. Cameron, Mr. Charles, Mr. Davies, Mr. Day, Mr. Macintosh, Mr. Terry, and the Mover.
Question put and passed.

VOTES No. 82. THURSDAY, 27 APRIL, 1876.

6. PETITION OF JAMES FREW ("*Formal*" *Motion*) :—*Mr. Davies,* on behalf of Mr. Cameron, moved, pursuant to Notice, That the Petition presented by him on 7th April, from James Frew, of Port Hacking, be referred to the Select Committee now sitting on "Petition of Wilson and Cawley."
Question put and passed.

VOTES No. 125. WEDNESDAY, 19 JULY, 1876.

2. PETITION OF WILSON AND CAWLEY :—Mr. Gray, as Chairman, brought up the Report from, and laid upon the Table the Minutes of Proceedings of, and Evidence taken before, the Select Committee for whose consideration and report this Petition was referred on 11th April, 1876, together with Appendix.
Ordered to be printed.

CONTENTS.

	PAGE.
Extracts from Votes and Proceedings	2
Report	3
Proceedings of the Committee	4
List of Witnesses	6
List of Appendices	6
Minutes of Evidence	7
Appendix	15

1875–6.

PETITION OF WILSON AND CAWLEY.

REPORT.

THE SELECT COMMITTEE of the Legislative Assembly, appointed on the 11th April, 1876,—"*with power to send for persons and papers, to inquire into and report upon the Petition of Henry Wilson and Michael Cawley*,"—and to whom was referred, on the 27th April, 1876, "*the Petition of James Frew*,"—have agreed to the following Report :—

1. Your Committee having examined the witnesses named in the List,* (whose evidence will be found appended hereto), are satisfied that the following facts have been proved :— * See List, page 6.

1. That on the 19th December, 1873, Mr. Alexander Stuart, for himself and others, took up a mineral lease of 1,100 acres, on the Port Hacking Creek—this lease was applied for at the Lands Office in Sydney.
2. That on the 8th January, 1874, Henry Wilson, one of the Petitioners, selected as a conditional purchase at the Lands Office, Campbelltown,—being the Lands Office for the district in which Port Hacking Creek is situated—200 acres of land on the Port Hacking Creek. On 5th March, 1874, the second Petitioner, Michael Cawley, also selected 100 acres at Campbelltown, both the said Petitioners paying at the time they made their selections 5s. per acre deposit on the areas selected.
3. That James Frew, on the 5th March, 1874, selected 100 acres, and afterwards, on the 12th March, 50 acres more at Campbelltown.
4. That at the time the above-named three selectors made their selections, neither they nor the Land Agent at Campbelltown were aware of Mr. Stuart's mineral lease having been taken up on the Port Hacking Creek.
5. That the said selectors within one month from the date of their selections occupied their land as *bona fide* residents, and commenced making improvements, and they have continued to reside on the said selections almost up to the present time.
6. That the said Petitioners were permitted by the Lands Department to occupy their selections and go on making improvements for nearly two years, without giving them any reliable intimation that the land they had selected, and were residing on and improving, had been previous to the date of their selection taken up as a mineral lease, and was therefore not open for conditional purchase at the time they selected, although the Department had for twelve months been aware that such was the case, and failed to give the requisite notice.
7. That before receiving any official notification of the voidance of their selections they had expended considerable sums of money in making improvements, viz., Wilson about £500, Cawley about £240, and Frew about £250, and had in every respect complied with the requirements of the Lands Act of 1861.

2. Your Committee recommend the claims of the Petitioners to the favourable consideration of your Honorable House.

No. 3 *Committee Room*,
Sydney, 18*th July*, 1876.

SAML. W. GRAY,
Chairman.

PROCEEDINGS OF THE COMMITTEE.

FRIDAY, 28 *APRIL*, 1876.

MEMBERS PRESENT:—

Mr. Gray, | Mr. Terry,
Mr. Cameron, | Mr. Farnell.

Mr. Gray called to the Chair.

Entries from Votes and Proceedings appointing the Committee, and referring Petition of James Frew thereto, *read* by the Clerk.

Printed copies of Petitions referred, before the Committee.

Committee deliberated.

Ordered,—That Henry T. Sanderson, Esq., and Henry Arkell Smith, Esq., be summoned to give evidence next meeting.

[Adjourned to Wednesday next, at *Two* o'clock.]

WEDNESDAY, 3 *MAY*, 1876.

MEMBERS PRESENT:—

Mr. Farnell, | Mr. Terry,
Mr. Charles.

In the absence of the Chairman, Mr. Farnell called to the Chair *pro tem.*

Henry T. Sanderson, Esq. (*Licensed Surveyor*), called in and examined.

Witness withdrew.

Henry Arkell Smith, Esq. (*Land Agent, Campbelltown*), called in and examined.

Witness withdrew.

Committee deliberated.

Re-assembling of the Committee to be arranged by the Chairman.

[Adjourned.]

FRIDAY, 19 *MAY*, 1876.

MEMBERS PRESENT:—

Mr. Gray in the Chair.

Mr. Terry, | Mr. Day.

Henry T. Sanderson, Esq., called in and further examined.

Witness *handed in* certain documents, which were ordered to be appended (*See Appendix* A 1 *to* A 3), and *produced* a plan of the Parish of Heathcote showing positions of the Selections of Messrs. Wilson and Cawley.

Witness withdrew.

Committee deliberated.

Ordered,—That Mr. Henry Wilson, Mr. Michael Cawley, Mr. James Frew, and R. D. Fitzgerald Esq., be summoned to give evidence next meeting.

[Adjourned to Wednesday, 31 May, at *Two* o'clock.]

WEDNESDAY, 31 *MAY*, 1876.

MEMBER PRESENT:—

Mr. Farnell.

In the absence of a quorum, the meeting called for this day lapsed.

THURSDAY, 1 *JUNE*, 1876.

MEMBERS PRESENT:—

Mr. Gray in the Chair.

Mr. Charles, | Mr. Davies,
Mr. Warden, | Mr. Cameron,

Mr. Terry.

Clerk submitted letter of Mr. Sanderson supplementing his Evidence, which was ordered to be appended. (*See Appendix* A 4.)

R. D. Fitzgerald, Esq. (*Deputy Surveyor General*), called in and examined.

Witness *produced* Plan showing the Selections of Messrs. Wilson and Cawley.

Witness withdrew.

Mr. Henry Wilson (*one of the Petitioners*), called in and examined.

Witness

Witness *handed in* a Letter from the Lands Department informing him that his conditional purchase was void, which was ordered to be appended. (*See Appendix* B.)
Mr. Michael Cawley (*one of the Petitioners*), called in and examined.
Witness withdrew.
Mr. James Frew (*one of the Petitioners*), called in and examined.
Witness withdrew.
Committee deliberated.
Re-assembling of the Committee to be arranged by the Chairman.
[Adjourned.]

TUESDAY, 18 *JULY*, 1876.

MEMBERS PRESENT:—
Mr. Gray in the Chair.

Mr. Farnell,	Mr. Charles,

Mr. Warden.

Chairman submitted Draft Report, which was *read* 1° as follows:—

"THE SELECT COMMITTEE of the Legislative Assembly, appointed on the 11th April, 1876,—'*with power to send for persons and papers, to inquire into and report upon the Petition of Henry Wilson and Michael Cawley*," and to whom was referred, on the 27th April, 1876, "*the Petition of James Frew*,'—have agreed to the following Report:—

"1. Your Committee having examined the witnessses named in the List* (whose evidence will be found appended hereto), are satisfied that the following facts have been proved:— See List, page 6.

"1. That on the 19th December, 1873, Mr. Alexander Stuart, for himself and others, took up a mineral lease of 1,100 acres, on the Port Hacking Creek—this lease was applied for at the Lands Office in Sydney.

"2. That on the 8th January, 1874, Henry Wilson, one of the Petitioners, selected as a conditional purchase at the Lands Office, Campbelltown,—being the Lands Office for the district in which Port Hacking Creek is situated—200 acres of land on the Port Hacking Creek. On 5th March, 1874, the second Petitioner, Michael Cawley, also selected 100 acres at Campbelltown, both the said Petitioners paying at the time they made their selections 5s. per acre deposit on the areas selected.

"3. That James Frew, on the 5th March, 1874, selected 100 acres, and afterwards, on the 12th March, 50 acres more at Campbelltown.

"4. That at the time the above-named three selectors made their selections, neither they nor the Land Agent at Campbelltown were aware of Mr. Stuart's mineral lease having been taken up on the Port Hacking Creek.

"5. That the said selectors within one month from the date of their selections occupied their land as *bonâ fide* residents, and commenced making improvements, and they have continued to reside on the said selections almost up to the present time.

"'6.' That the said Petitioners were permitted by the Lands Department to occupy their selections and go on making improvements for nearly two years, without giving them any reliable intimation that the land they had selected, and were residing on and improving, had been previous to the date of their selection taken up as a mineral lease, and was therefore not open for conditional purchase at the time they selected, although the Department had for twelve months been aware that such was the case, and failed to give the requisite notice.

"7. That before receiving any official notification of the voidance of their selections they had expended considerable sums of money in making improvements, viz., Wilson about £500, Cawley about £240, and Frew about £250, and had in every respect complied with the requirements of the Lands Act of 1861.

"2. 'That' the greater part of the loss and inconvenience sustained having resulted from the dilatory and unsystematic action of the Lands 'Department' your Committee recommend the claims of the Petitioners to the favourable consideration of your Honorable House."

On motion of Mr. Farnell, Draft Report *read* 2°, paragraph by paragraph.
Paragraph 1, Preamble, read and *agreed to*.
Sub-paragraphs 1 to 5 read and *agreed to*.
Sub-paragraph 6 *read*.
Question,—That the sub-paragraph as read stand part of the paragraph,—put.

Ayes, 2.	No, 1.
Mr. Warden,	Mr. Farnell.
Mr. Charles.	

And so it was resolved in the affirmative.
Sub-paragraph 7 read and *agreed to*.
Paragraph as read *agreed to*.
Paragraph 2 *read*.
Amendment proposed (*Mr. Farnell*),—To omit all the words from the word "That" in line 1 to the word "Department" in line 2.
Question,—That the words proposed to be omitted stand part of the paragraph,—put.
Committee divided.

Aye, 1.	Noes, 2.
Mr. Charles.	Mr. Warden,
	Mr. Farnell.

And so it passed in the negative.
Paragraph as amended *agreed to*.
Report as amended *agreed to*.
Chairman to report to the House.

LIST OF WITNESSES.

PAGE.

Cawley, Mr. Michael 13
Fitzgerald, R. D., Esq. 10
Frew, Mr. James 14
Sanderson, Henry T., Esq. 7, 9
Smith, Henry Arkell, Esq. 8
Wilson, Mr. Henry 12

LIST OF APPENDICES.

[*To the Evidence of Henry T. Sanderson, Esq.*, 19 *May*, 1876.] PAGE.

A 1.

Letter of Mr. Surveyor Sanderson to the Honorable John Robertson, M.L.A., in reference to the clashing of mineral selections of Mr. Alexander Stuart and the conditional purchases of the Petitioners 15

A 2.

Letter of Mr. C. E. Finch to Mr. H. T. Sanderson, requesting him to call on the Honorable John Robertson 15

A 3.

Letter of Mr. W. W. Stephen to Mr. James Frew, authorizing amendment of description of selection 15

[*Appended to the Evidence of Mr. Sanderson*, 1 *June*, 1876.]

A 4.

Letter of Mr. H. T. Sanderson to the Clerk of the Legislative Assembly, supplementing his evidence in reference to this case 15

[*To the Evidence of Mr. Henry Wilson*, 1 *June*, 1876.]

B.

Letter of the Under Secretary for Lands to Mr. H. Wilson, informing him that his selection was void..... 16

1875–6.

LEGISLATIVE ASSEMBLY.

NEW SOUTH WALES.

MINUTES OF EVIDENCE

TAKEN BEFORE

THE SELECT COMMITTEE

ON

PETITION OF WILSON AND CAWLEY.

WEDNESDAY, 3 *MAY*, 1876.

Present:—

MR. CHARLES, MR. FARNELL, MR. TERRY.

JAMES SQUIRE FARNELL, ESQ., IN THE CHAIR.

Henry T. Sanderson, Esq., called in and examined:—

1. *Chairman.*] You are a licensed surveyor? I am.
2. Were you instructed at any time to measure any land for Henry Wilson, Michael Cawley, and James Frew? Yes, in June, 1874.* They were transfers from Mr. Surveyor Hosie, 24th June, for Henry Wilson, 200 acres; Michael Cawley, on 18th May, under blank cover, transferred from the same gentleman to me, 100 acres; James Frew, 1st May, also transferred from Mr. Hosie, 150 acres—one lot of 100 acres, and one of 50 acres. H. T. Sanderson, Esq. 3 May, 1876.
3. The lands of Wilson and Cawley were conditional purchases—Wilson's land having been taken up on 8th January, 1874? Yes.
4. And Cawley's land on 5th March, 1874? Yes.
5. In accordance with the instructions transferred to you from Mr. Hosie, what did you do? I surveyed those portions off to these men and furnished the Surveyor General with my surveys and report—a special report in each case.
6. What was the nature of your special report? Simply that these men were in possession, that they had effected improvements to the extent of 10s. an acre, and that they were living and had been living upon the ground from the time they made their applications or paid their deposits to the Land Agent at Campbelltown, having at the time I was there been in possession for nearly twelve months.
7. Did you also survey Frew's land? I surveyed 100 acres for a man named Frew; I only surveyed a portion of the 50 acres, not the whole of it.
8. How was it you did not complete the survey of the 50 acres? I was called away to Sydney at the time, and during that time the Surveyor General sent a gentleman named Smith to examine my work; and I believe, in consequence of that examination, these surveys were cancelled by order of the Surveyor General, and surveyed to a gentleman named Stuart, a Member of this House.
9. What as—conditional purchases or mineral leases? As mineral leases—five portions, containing 1,110 acres in all.
10. Was the land surveyed by you for Henry Wilson, Michael Cawley, and James Frew embraced within the area contained in the description of Mr. Stuart's mineral leases? Yes.
11. Do you know whether Mr. Stuart took up this land under mineral lease prior to these three selectors having taken it up as conditional purchasers? Yes; I had instructions from the Surveyor General to survey the 1,110 acres, and the date of the mineral leases was immediately before Christmas Day, 1873.
12. The conditional purchases were taken up in 1874? Yes; the first of them in January, 1874.
13. Do you say you had instructions to measure the mineral land for Mr. Stuart? Yes.

14.

* NOTE (*on revision*):—Cawley, May 18th, 1874; Wilson, June 24th, 1874.

H. T. Sanderson, Esq. 3 May, 1876.

14. Did you measure it? I measured a portion of it. I measured those portions that did not interfere with the free selections.
15. Did you receive instructions to measure the mineral leases prior to receiving instructions to measure the conditional purchases? Yes, about three months.
16. Had you commenced the survey of the mineral land prior to commencing the survey of the other land? Yes; but before I commenced the survey of the free selections I went to Campbelltown to ascertain the genuineness of these applications, and what was the reason why the Land Agent there had assented to these men's applications for free selections; and on that gentleman's reply to me, and seeing the position that these men were in—that they were in possession, and had effected improvements, and the Surveyor General leaving it to the discretion of the surveyor if there was no objection—I thought it my duty to survey the land to these men, and reported to that effect to the Surveyor General.*
17. That is to say, that although you received instructions for the survey of the mineral land prior to the receipt of the instructions transferred to you from Mr. Hosie for the survey of the conditional purchases, you surveyed the conditional purchases first? I surveyed one section to the mineral leaseholder, and then when I came down the creek I found the next piece was Henry Wilson's.
18. Was occupied by Henry Wilson? Yes; and on finishing that I found the next piece was occupied by Michael Cawley.
19. Having found that some of the land was in occupation of these men you then deferred the survey of the mineral land? Yes.
20. Did you find the lands taken up by the free selectors came in conflict with the land taken up by Mr. Stuart? Yes, I was quite aware of that.
21. The land taken up by the free selectors was part and parcel of the land taken up by Mr. Stuart? Yes. Of course, you will bear in mind that I received instructions to survey these free selections, and in fact such instructions had been given to Mr. Hosie six months previously.
22. Were these instructions given to Surveyor Hosie prior to your receiving instructions to measure the mineral land? I could not say at what time Mr. Surveyor Hosie got his instructions of my own knowledge.
23. What was the date of the transfer of Mr. Hosie's instructions to yourself? 24th June, 1874, blank cover 59.
24. You do not know the date at which Mr. Hosie received instructions to measure the conditional purchases? I have seen it on the application, but I have forgotten it now; I think it was some time in January—the same month in which I received instructions to survey the mineral leases.
25. Did you report to the Surveyor General that these conditional purchases came in conflict with the mineral leases of Mr. Stuart? Yes.
26. What reply did you receive to that? I do not think I received any reply.
27. However, your survey of the conditional purchases was cancelled? Yes.
28. Do you know whether the survey of the mineral lands has been completed since? Yes, I believe it has, by Mr. Thomas H. Smith.†
29. *Mr. Charles.*] Did you receive any instructions, other than those transferred from Mr. Hosie, to survey this land? I never had any communication with Mr. Hosie.
30. Did you receive your instructions direct from the Surveyor General? Yes. Those instructions were returned by Mr. Hosie as being out of his district, and were sent to me as being in my district.
31. Had you any instructions from any of the parties concerned? No, except from Mr. Frew, with respect to 50 acres which I did not see any instruction for among the papers, but I did not make that survey for 50 acres; it was conterminous with the 100 acres.
32. What induced you to survey these conditional purchases previous to the survey of the mineral leases, knowing that the mineral leases had been applied for and their boundaries described? There were five portions described, but I saw no evidence of any occupation by the mineral leaseholder, or any marks even to show the boundaries; the land was not defined upon the ground in any way; whereas, as I have said before, the conditional purchasers were in possession, their applications and deposits had been received, and they had complied with the conditions of the Act as to residence and improvement. For these reasons, the matter being left to the discretion of the surveyor, I thought it right to survey the conditional purchases to these men.
33. *Chairman.*] I do not know whether you are well acquainted with the Occupation Act, some portions of which have been repealed by the late Mining Act. You are aware that this land was taken up under the "Occupation Act of 1861"? Yes.
34. Under that Act it is not necessary for persons taking up mineral leases to define their boundaries upon the ground? I believe that is the case.
35. You are also aware that the law leaves a discretionary power as to occupation—the law says they "may" occupy the land? Yes.
36. Are you also aware that under the law of 1861 it is only necessary for persons who take mineral lands to lay out a certain amount of money per acre within the first three years of occupation? Yes, I am quite aware of that.
37. They need not go into occupation of the land, in the same way as under the Alienation Act, within a month? No.

Henry Arkell Smith, Esq., called in and examined:—

H. A. Smith, Esq. 3 May, 1876.

38. *Chairman.*] What are you? I am Clerk of Petty Sessions at Campbelltown, and hold the various affiliated offices.
39. You act as Land Agent there? Yes.
40. Did persons named Henry Wilson, Michael Cawley, and James Frew make applications to you in your capacity as Land Agent for certain conditional purchases at Port Hacking? Yes, Henry Wilson made his application on 8th January, and Michael Cawley and James Frew in March, 1874.
41. They paid the usual deposit? Yes.
42. Was there anything unusual in their applications? I did not notice anything unusual.

43.

---

* ADDED (*on revision*):—I also communicated with the Honorable J. Robertson by Wilson. *Vide* his reply by Wilson, December, 1874.

† NOTE (*on revision*):—T. S. Smith, Queanbeyan, surveyed the remaining mineral leases of Stuart in June, July, or August, 1874.

43. *Mr. Charles.*] The surveyor applied to you to know if these parties that he found in occupation had duly taken up the land under the regulations? Mr. Sanderson called at my office one day, but I did not understand that he called for any specific purpose. We had a conversation respecting these selections, and during the conversation I showed him the map and the register. H. A. Smith, Esq. 3 May, 1876.

44. *Chairman.*] At that time you had nothing whatever to do with the selection of mineral lands under lease? No, nothing whatever. These mineral leases were taken up under the old Occupatiom Act, and I had nothing whatever to do with them.

45. Did these conditional purchasers make any particular or special inquiry of you as to these lands? No.

46. Did they ask to see the map? I could not say whether they did or did not, but the map was shown them. As a rule I always show the map.

47. Supposing these lands to have been at that time taken up under mineral leases, under the Occupation Act, your map would not show it? No; I had nothing whatever in the office, either map or anything else, to show that this land had been taken up as mineral lease.

48. So far as you knew, this land was unoccupied Crown land? Yes.

49. *Mr. Terry.*] These men paid their deposit? Yes, which on the same day was forwarded to the Treasury, and the applications and extracts from the weekly register were forwarded as usual to the proper office. In fact, the usual course was gone through. There was an additional purchase made by Frew afterwards—one was made on the 5th March, for 100 acres; and the other, for 50 acres, on the 12th March. Wilson's purchase was 200 acres, and Cawley's 100 acres.

50. *Mr. Charles.*] Did you receive any communication from any of these men respecting this transaction? I received a note from one of them.

51. Did you receive any notice that there had been any irregularity in these transactions? About 13th December, 1875, I received a notice to say that Cawley's, and I think Wilson's—two of them at any rate—were void as being on mineral selections. A month or two before I had received another letter asking me to give these persons any information or assistance in my power, with a view to their getting their money back—just the usual printed circular.

52. How long would that be after the selections were made? One of these selections was made in March, 1874, and the first intimation I had of its being cancelled was in December, 1875, so that it would be about twenty months; in Wilson's case nearly two years.

53. *Chairman.*] I think you said you had a letter from one of the parties? Yes, from Wilson.

54. Could you tell us the purport of it? He simply wrote to ask me if Mr. Stuart had either by himself or his agent taken up any mineral selections in the office at Campbelltown.

55. Did you reply? No; it seemed to me an impertinent letter; he did not give any reason for asking, and I thought his question impertinent, and would not give any information unless I had some knowledge which referred to himself.

56. You declined disclosing another person's business? Yes, without reasonable ground.

FRIDAY, 19 *MAY*, 1876.

Present:—

MR. DAY, | MR. GRAY,
MR. TERRY.

SAMUEL WILLIAM GRAY, ESQ., IN THE CHAIR.

Henry T. Sanderson, Esq., called in and further examined:—

57. *Chairman.*] You have been examined already? Yes.

58. You wrote to the Committee, I think, stating that you have some further evidence to give? Yes, I have. It is a letter which I wrote to the Honorable John Robertson, by Henry Wilson, on the 30th November, 1874. This is a copy of it, with a memo. of a reply. (*Letter and memo. handed in and read. See Appendix* A 1.) My reason for writing to Mr. Robertson was in consequence of this note, which I received from Mr. Finch, a gentleman in the Survey Department. (*Note handed in and read. See Appendix* A 2.) H. T. Sanderson, Esq. 19 May, 1876.

59. Is he a surveyor? No, a draftsman, in the Chief Draftsman's room. In consequence of receiving that note, I called upon the Honorable John Robertson, and he explained to me as much as he possibly could where the land was. He had been down there himself, and he told me that at that time he was not aware that any other person had taken up land there, but that I should have no difficulty in making the surveys. After that, when I went down there, I found these men in possession, and that was the reason I wrote that letter, a copy of which I have just handed in to the Committee. I have also here a letter signed by the Under Secretary for Lands, in reference to the additional fifty acres which Frew was authorized by the Minister to select. It was given to me by Mr. Frew, who had his case gone into by Mr. H. H. Brown, the Member for the Paterson, with a view of getting his land. (*Letter handed in and read. See Appendix* A 3.)

60. Does that letter relate to a portion of the land that overlaps these mineral selections? Yes; in fact all that land is included in the 1,110 acres of mineral selections—all the 450 acres conditionally purchased by these three men.

61. The other selections had been made previous to the 50 acres referred to in this letter? Yes; Frew made his first selection in March or April, 1874, only three days before he put in another application on an amended description, which is referred to by the Under Secretary for Lands in that document. I have here a tracing of the parish of Heathcote, on which I have roughly set down the position of these men's selections (*produced*) showing how they affect Mr. Stuart's mineral leases. Wilson's free selection is bounded by an adjoining selection belonging to a man named Meehan, which had been already surveyed by Mr. Sheaffe.

62. Had Meehan selected previous to the mineral selections being taken up? Yes.

63. And Meehan still holds his selection? Yes. There are two Meehans who have selected there.

H. T. Sanderson, Esq. 19 May, 1876.

64. Did you, on your former examination, describe to the Committee the amount and nature of the improvements that were on the land selected by these men, when you went there to survey it? Yes, I did; I referred to special reports in both cases, which I furnished to the Surveyor General, and no doubt they will be forthcoming.
65. *Mr. Day.*] There is a portion of the petition of Wilson and Cawley that I would like you to give some explanation of—"Mr. Licensed Surveyor Sanderson, having been instructed to survey the said conditional purchases, communicated with the mineral lessees, whose area included the above conditional purchases, and being satisfied that they should not be interfered with, proceeded to effect the survey, duly marking the boundaries, and leaving petitioners in full possession, whilst the mineral leases were not surveyed to the lessees until the month of June, 1875, being seven months after the survey of Mr. Surveyor Sanderson"? That portion of the petition refers to the letter, a copy of which I have put in. I have already stated that I was satisfied by the answer of the Honorable John Robertson to the effect that these men were not to be disturbed, and that, in fact, caused me to go on making the surveys, and to put them in possession.
66. Did Mr. Robertson communicate with you in writing to that effect? I have said so in the memo. on that letter, which gives the substance of Mr. Robertson's reply to my letter. I rather think Mr. Robertson's reply is among some papers which Mr. H. H. Brown has.
67. After having agreed to this in the way you explain, does Mr. Robertson repudiate, or does his successor repudiate, the bargain? I am not aware that he has repudiated it. I am not aware what has taken place in the department except that the conditional purchases have been cancelled, and there is an order for Wilson, Cawley, and Frew's moneys to be refunded.
68. Is this petition true? The petition is quite true as far as regards the statement that I communicated with one of the joint lessees, Mr. Robertson, whom I conceived to be acting for the rest; and in consequence of the reply I received from that gentleman I surveyed these lands to these men.
69. Were you aware at the time that the mineral lease included this land? Yes.
70. Were you aware that it was an illegal selection, the land having been selected before under mineral lease? It probably would have been illegal if the Honorable John Robertson had objected to it, and I had taken upon myself to survey these lands to these men; but when he assented to allow them to remain undisturbed of course I proceeded with the work. The reply was that I was not to interfere with the men at all.
71. *Chairman.*] That reply was from Mr. Robertson? Yes.
72. *Mr. Day.*] Are you aware now who objects to these men having this land—whether it is the Government or the mineral leases? I am not at all aware.
73. The petition says you "communicated with the mineral lessees"? That portion of the petition is not literally correct, because Mr. Stuart's name alone appears on the books as the applicant, but it is meant to refer to the communication I had with Mr. Robertson.
74. *Mr. Terry.*] How did you become aware that Mr. Robertson was interested? Only from that note of Mr. Finch's, and Mr. Robertson told me so himself afterwards. I called upon the Honorable John Robertson at Mr. Finch's request, and also, I think, at Mr. Stuart's request—who also suggested to me to call upon Mr. Robertson—observing that he (Mr. Robertson) knew all about it—he had been down to mark the land himself. At that time I was not aware of these men at all; their names were not known to me, nor had I received their applications from the Government. At that time there was no written matter between Mr. Robertson and myself—it was purely a verbal communication between us at the Reform Club; but subsequently, finding these men in possession, I wrote the letter I have put in to Mr. Robertson, and his reply to that was the sole reason of my making these surveys to these men.
75. *Chairman.*] When you started from Sydney to survey this land you say you were not aware of any person occupying it at all? No, when I received instructions to survey the mineral leases I was not aware of any other selectors being there except the two Meehans.
76. When did you receive the instructions to survey the conditional purchases? They were transferred to me in May, 1874, from Mr. Surveyor Hosie.
77. And when did you get the instructions to survey the mineral leases? In January previous—about 26th January.
78. At what date were you on the ground? Not until October, because I had other surveys to make to the northward which I had not finished.
79. Then it was not until October, 1874, that you were aware that these selections clashed? No, not until then.
80. How long had these men been upon the ground then? Wilson had been there since December or January previous, according to his own account.
81. Are you aware whether that was the first intimation these men had received that their conditional purchases were likely not to be allowed? Yes, that was the first time I informed them. I said, "I believe you are on mineral ground already selected by Mr. Alexander Stuart."

THURSDAY, 1 *JUNE*, 1876.

Present:—

MR. CAMERON, MR. CHARLES, MR. DAVIES, MR. TERRY, MR. WARDEN.

SAMUEL WILLIAM GRAY, ESQ., IN THE CHAIR.

Robert David Fitzgerald, Esq., Deputy Surveyor General, called in and examined:—

R. D. Fitzgerald, Esq. 1 June, 1876.

82. *Chairman.*] Do you know the selections made by Henry Wilson, Michael Cawley, and James Frew, at Port Hacking Creek? I have maps here which show their position. (*Maps produced.*)
83. Are you aware at what time Mr. Surveyor Sanderson received instructions to measure these places? He received instructions to measure Wilson's on 24th June, 1874, and Cawley's on 8th May, 1874. I have not got the date when he was instructed to measure Frew's selection, because it is not mentioned in the petition; I did not know his case was before the Committee.

R. D. Fitzgerald, Esq.

1 June, 1876.

84. He says it was the 1st of May? I dare say he is right.
85. Are you officially aware that Mr. Alexander Stuart made, for himself and others, mineral selections at the same place? Yes.
86. Were his mineral selections made previous to the conditional purchases by the persons named? Yes.
87. Was Mr. Sanderson instructed to survey the mineral selections first? Yes, he had instructions to measure the mineral selections at the time he got the other instructions.
88. Was he bound to survey the mineral selections before he surveyed the others? He was.
89. Was he not instructed to survey the others also? He was instructed to survey both.
90. Was any counter-order given? No. There are no means of knowing, in such cases as these, that the selections clash. Mineral leases were taken up at the counter of the Lands Office in Sydney, and the money paid for them; and then the instruction went for the survey. A conditional purchase is made at the Lands Office of the district, comes in to the principal office in Sydney, and instructions are sent to a surveyor to measure it; but the two do not come together in any form until the surveyor goes upon the ground. Most of the mineral selections made at that time were of such an indefinite character that we could do nothing with them but send them to the surveyor. Of course the surveyor holding both instructions was in a position to have prevented double measurement.
91. Is he expected by the department to stop the measurement in such a case? Yes; if he had prior instructions and gets other instructions afterwards interfering with the first, he should point out to the office that there is a clash, or else measure, on his own knowledge of what should be done, to the prior claimant. That is the case with all clashing conditional purchases and measurements for auction also as well as mining lease applications—they are all subject to clash.
92. How long was it, after these men were supposed by the law to have occupied the land, before they received information that their selections clashed with Mr. Stuart's mineral selection? I cannot say how long it was.*
93. Have you no means in the department of knowing? Yes, we could get it from the papers, but I have not the papers—they are in the Lands Department.
94. I think they state the date in their petition? I have no doubt they are right. I think the statements in the petition of Wilson and Cawley are correct, with the exception of saying that the lessees paid no money for the mineral selections; of course they did pay.
95. Could you give us the actual date of Mr. Stuart's selection? 26th November, 1873†. It was forwarded for measurement to Mr. Sanderson on 16th January, 1874, and he was reminded on 9th July, 1875.
96. Mr. Sanderson says the instructions were transferred to him from Mr. Surveyor Hosie on 24th June, 1874? That was the instruction as to Wilson's selections; Cawley's went on 8th May, 1874, to Mr. Sanderson.
97. Previously to this the instructions had been sent to Mr. Hosie? Yes, the instructions as to the conditional purchases had been with Mr. Hosie previously; I am not sure whether that was so or not with respect to the mineral selections.
98. Were the Survey Department satisfied with the manner in which Mr. Sanderson did the work? No.
99. Why were they not satisfied? Because the surveys were bad.
100. How do you mean bad? They were bad in every way that surveys could be bad—bad in lengths of lines, badly marked, and wrongly measured. They had to be remeasured.
101. Who was the surveyor that remeasured them? Mr. Smith.
102. Upon that remeasurement it was found that the work had been incorrectly done? Yes.
103. Has the Survey Department paid for these surveys? Mr. Sanderson owes them a surcharge on his whole work.
104. None of the work deserved to be paid for? It did not; very little of it was paid for.
105. Was any advance made on the work? Yes. There having been an advance to him, Mr. Sanderson is now indebted to the Government—I do not know to what extent.
106. What is the percentage advanced? 75 per cent.
107. I presume he got the 75 per cent. on the plans after they were sent in? Yes.
108. On the free selection surveys as well as the mineral leases? Yes.
109. Have you any reports from Mr. Surveyor Smith with regard to these surveys? They are with the papers.
110. Did Mr. Smith's report make it manifest that Mr. Sanderson's surveys are incorrect, and such as could not be passed by the department? Yes.
111. *Mr. Charles.*] Was it the duty of the surveyor, as soon as he found that the descriptions of the selections clashed, to inform the Survey Department that such was the case? He should have returned the conditional purchases for cancellation.
112. Immediately? Yes.
113. How long was it, after he found they clashed, before he made this report? He surveyed them: he did not make such a report; he surveyed the selections for the conditional purchasers.
114. And left them in possession? Yes.
115. Then these men have suffered wrong at the hands of this surveyor? I think so. I am not certain to what extent they were informed of their position—whether they were informed that they were not in legal occupation of the land—but so far as his acts were concerned he did mislead them.
116. *Mr. Cameron.*] Do you think that must have been a wilful act on his part? I do.
117. It was not likely to arise from incompetency or misinformation sent to him? No, he knew that this land was mineral leased.
118. *Mr. Warden.*] Were there no means in the office of discovering that these selections clashed, and informing the men to that effect, even before they were surveyed? No, I am not sure of the date at which they did get notice‡; but I do not think it was possible to prevent the clashing.
119. *Chairman.*] Has any alteration been made in the department with regard to giving notice of selections—where one selection has been made and another clashes with it? No; I think there will probably be less chance of notice now than before, because the leases will be taken up in another department.

120.

---

* Added (*on revision*):—The end of May, 1875. According to Mr. Smith's report.

† Note (*on revision*):—19th December, 1873, if date of mineral lease is intended, but if selection as mining conditional purchases, the date given "26th November, 1874," is correct.

‡ Note (*on revision*):—Date of official notice (other than through Surveyor Smith, previously referred to), 13 December, 1875.

R. D. Fitzgerald, Esq. 1 June, 1876.

120. The Mineral Department? Yes.
121. Do I understand that mineral leases will still be taken up in Sydney? They are still taken up in Sydney.
122. In the Mining Department? Yes.
123. And free selections are still taken up at the land offices of the districts? Yes.
124. Is there no information of mineral selections sent to the Land Agents? I do not think so.
125. Do you not think it possible to keep the Land Agent of each district posted up with regard to any mineral selections, or any land purchases that had been made in his district, at the office in Sydney? It could be done to a certain extent; but the mineral lease descriptions are so vague that it would be very difficult. Copies of the applications for mineral leases might be sent for what they were worth.
126. Is that done at present? No; the descriptions would be very little guide to any one. Persons used to stand at the counter of the Lands Office, and if any one went in to take up a mineral lease they would take up land alongside it on chance.
127. Have you any report from Mr. Surveyor Smith as to the extent of improvements on these conditional purchases? Yes; there was a report by Mr. Smith, in June, 1875. The improvements on Wilson's selection were reported to be worth £100, and on Cawley's £75.
128. And Frew's? I did not notice Frew's because it was not mentioned in the summons I received.
129. How long after Mr. Sanderson sent in his report did you receive this report from Mr. Smith? Mr. Sanderson's survey was sent in in January, 1875; Mr. Smith's in June, 1875.
130. Did Mr. Sanderson give any value for the improvements? He gives Wilson's at £75, and Cawley's at £50.
131. *Mr. Warden:* Had Mr. Sanderson special instructions to survey the mineral leases? Yes; he got them first, and he had no other instructions than to survey them.
132. What difference in time was there between his getting instructions to survey the mineral leases and his getting instructions to survey the conditional purchases? He got instructions on the 15th January, 1874, to survey mineral leases. I am not certain whether these instructions were transferred from Mr. Hosie to Mr. Sanderson, or went to Mr. Sanderson first.
133. Either Mr. Sanderson or Mr. Hosie got instructions to measure the mineral leases first and afterwards got instructions to measure the conditional purchases? Yes.
134. *Mr. Charles.*] Mr. Sanderson, in answer to question 16, says that the Surveyor General leaves the measurements to the discretion of the surveyor, if there is no objection;—is that correct? No, it embodies an absurdity on the face of it.

Mr. Henry Wilson called in and examined:—

Mr. H. Wilson. 1 June, 1876.

135. *Chairman.*] Are you a farmer? Yes.
136. Are you the Henry Wilson that sends in this petition to the House? Yes.
137. You state in this petition that you made a selection on Port Hacking Creek, at the Land Office at Campbelltown? I did.
138. Do you recollect the date? 8th January, 1874.
139. How long after you made that selection did you occupy the land? Within a month.
140. Had you any reason to believe at the time you made that selection, or at the time you occupied the land, that there had been any other selections made there that might clash with yours? No, not till I had been there about twelve months. The surveyor, when he came to measure it, said he thought I was on Mr. Stuart's land.
141. That was the first intimation you had from any quarter? Yes. I then came to the Survey Department and inquired, and Mr. Fitzgerald said he could see nothing about it, no money paid nor nothing, and he said the best thing would be for the surveyor to measure it and report, and then to come there and he would see me rectified.
142. *Mr. Terry.*] Did he tell you that? Yes.
143. *Mr. Davies.*] Was that twelve months after you had been in occupation of the land? Yes; it was twelve months before the surveyor came, so I came in to the department to see when the surveyor would be coming, and they could not tell me, and they never told me then that I was on a reserve till I came in to see about what the surveyor said.
144. *Chairman.*] How long before the surveyor came were you in occupation? About twelve months. He came in October, I think.
145. Was it a clear twelve months after you made the selection that you had the information from the surveyor? It was more than twelve months when he told me that.
146. Was it more than twelve months when he came to survey it? About twelve months when he came. It was over twelve months when he told me that, because he stopped measuring other land before he came to mine.
147. What was the value of your improvements when you received official intimation from the department that you could not hold the land? There is all the notice I got. [*Handing in a letter. See Appendix* B.] That was two years after, and I have my receipt here.
148. You purchased the land in January, 1874, and you received this notice in December, 1875? Yes.
149. What was the value of the improvements you had made on the land at the time that you received information that you could not have the land? It would be more than £100 what I valued them at; but all the money I have lost is about £500 altogether—through selling my cattle and keeping my family. I could not keep all the cattle because there was no grass.
150. Did you go to expense or trouble in clearing any road to the place? I did; four miles of road. My boy and I were under the cart for five weeks clearing the road.
151. Was there any road cleared to the place previously? No.
152. At what rate do you value the time of your boy and yourself for these five weeks? At £1 a week each and our rations.
153. I suppose that would be 30s. at least—£3 a week for the two? Yes. We were wet through constantly, for it was raining nearly all the time. I had about seventy head of cattle and I sold them, and the money is all gone. I had about £175 when I came to select.
154. Have you removed off that selection? I am not living there constant, but I go backwards and forwards to it. Since I received this information I have not worked any more on it.

Mr. H. Wilson. 1 June, 1876.

155. *Mr. Davies.*] Is anybody residing there? No.
156. *Chairman.*] Previous to that you made it your residence? Yes. The Minister gave me leave to go away.
157. What Minister? Mr. Garrett.
158. *Mr. Cameron.*] How long is it since Mr. Garrett gave you permission to go away? Soon after I got the notice, he said he would excuse the residence until the matter was settled.
159. *Chairman.*] Have you or any of your family been sick upon the land? I have been: I was taking up a stump with a large lever, and the lever slipped and broke two of my ribs, and I got leave from Mr. Farnell, who was then Secretary for Lands, to go to the hospital.
160. You thought you could not leave the land even to go to the hospital without leave of the Minister? No.
161. *Mr. Davies.*] Did he give you leave in writing? No.
162. *Chairman.*] Had you any communication with Mr. Stuart or any one else relative to a change of the position of his land, so that both parties might have their selections? Mr. Garrett told me the other parties would take another piece adjoining and he would give me my ground.
163. That is, that if they would accept another piece that was then open, he would give you your ground, and allow them to take another piece adjoining? Yes, Mr. Garrett told me that, and we went and saw Mr. Stuart and Mr. Robertson. At first they said they would do it, but afterwards they would not.
164. Who said they would do it? Both said they would at first.
165. Who refused to do it afterwards? Mr. Stuart, and Mr. Robertson too.
166. Both refused? Yes. About two months after I made the selection Mr. Robertson was in my hut, on the ground, and he never told me then that they had applied for any ground at all; he only advised me to take up more ground, and said it would be a good place.
167. He could not have been aware that your selection and any selections they had made would clash? No. He said he knew every inch of the creek.
168. Is there any further information you wish to give the Committee? No, only all the hardships I have gone through; I had to carry rations on my back to the place.
169. *Mr. Charles.*] There is great difficulty in getting to the place? Yes, it is a very rough place and scrubby.
170. *Mr. Cameron.*] What do you value your improvements at? £100. That does not include the road at all; this is merely the improvements on the ground. It is in a deep valley. The improvements are in the valley, and the hut, and about an acre of clearing on the hill.
171. *Mr. Davies.*] What is the actual value of the whole of your improvements on the ground—hut, clearing, and all? About £150, about the hut and all.
172. Have you sustained any other injury? I have laid out over £500 in ready money in rations and expenses, keeping my family, and giving up my home. I had £175 when I went to select, and I sold my cattle for £280, and £35 worth of pigs, and also a horse for £12. I had close on £500 ready money, and it all went.
173. *Mr. Cameron.*] Has the initiation of the proceedings before this Committee, and attending the Committee, entailed any expense—getting up the petition, and so on? I have been to a few pounds expense—a few pounds coming to Sydney, running about, and one thing and another, expenses in the steamer, and so on; then I had to run about getting up the petition. I have not reckoned that at all.
174. *Mr. Davies.*] You still hold possession of the land? Yes; I have the key of the hut, and all my clothes are there.
175. *Mr. Charles.*] Have you been paid back your deposit money for the selection? No. This is the paper for it, but I would not take it.

Mr. Michael Cawley called in and examined:—

Mr. M. Cawley. 1 June, 1876.

176. *Chairman.*] Did you select land on Port Hacking Creek at the Campbelltown Land Office on 5th March, 1875? I did.
177. How much? 100 acres.
178. When you made the selection did the land agent give you any information as to other selections having been made there? He said a man named Henry Wilson had selected there, and that there were some on the upper side. I asked him to show me Meehan's portion to guide me. Wilson's selection came in between Meehan's and mine.
179. Did you hear anything at that time about a mineral selection having been made in Sydney that might interfere with yours? No; all the mineral selections I heard about were marked there on the map two years before that; they were south of Meehan's; there was nothing at all near where I was.
180. How long was it after you made the selection till the surveyor came there to measure it? About ten months.
181. Did the surveyor give you any information as to whether your selection clashed with a mineral selection made by Mr. Stuart? He did, but I did not believe him, for all the other parties on the creek told me they had had such trouble with the surveyors that they had had to come to Sydney; that all the surveyors said the ground was Mr. Stuart's till they had set it out and found it was all right. I thought that this fellow was going on the same lay. Afterwards, in April, I came to Sydney to see that the plan was in accordance with the survey on the ground, and they did not tell me then that I was on Mr. Stuart's ground; they told me that I was on a reserve—Mr. Garrett and Mr. Fitzgerald; they said it would make no difference, that there were two hundred selections taken up on reserves, and that they would bring in a Bill and make them all legal—mine among the lot.
182. Have you any official information from the department that your selection must be cancelled now? No.
183. Not to the present day? No; I never got one line from the Government, only my deposit receipt.
184. You have not been ordered to remove from the ground? Not officially.
185. On what ground do you state in this petition that you believe you are going to be removed and to suffer loss? From Mr. Garrett's own words, and Mr. Stuart's too. I am advised I am liable to proceedings by Mr. Stuart if I continue there.
186. When had you the information you speak of from Mr. Garrett, that your selection would clash with Mr. Stuart's? In June, 1875.
187. Did you occupy that land within a month? I did; I occupied it a week after I selected it.

Mr. M. Cawley. 1 June, 1876.

188. What was the value of the improvements you had made before you got information that your ground was on Mr. Stuart's selections? It is very hard to value improvements on a place like that; I have done over £100 worth. I had a good slab hut, planked on the bottom, and everything snug and tidy about it;—a nice lot of forty orange-trees, and some other fruit-trees. I walked 1,100 miles at different times, back and forward, to do my work there—me and my boy, twelve years of age.
189. Have you quitted the land now? I go there occasionally now; my things are all there.
190. If you lose the land, at what amount would you value your actual loss, and the expense you have been put to? £240 would not cover what I have lost. I have lost cattle through being away, and have had to sell some of my cattle that my little boys and wife could not manage; and I have lost bullocks and other things, and have had to sacrifice my hay for £3 15s. a ton, so that the contractor would take it away, and I should not have to draw it to Wollongong. I have had four trips to Sydney over this business.
191. Is there anything further you would like to state? I do not think so, only that when I came to Sydney, after the surveyor told me to see whether his plans were in accordance with the survey on the ground, neither Mr. Garrett nor Mr. Stuart, nor a man in the office, told me I was wrong, and of course I was the more convinced that the surveyor was only making a bit of a song about it.
192. Were you led to believe the surveyor wished to make anything out of you? We were led to think so—that he was making this bit of a song about it just for that; but we found afterwards it was not so, though that was our idea at the time.

Mr. James Frew called in and examined:—

Mr. J. Frew. 1 June, 1876.

193. *Chairman.*] You make a statement that you selected some land on Port Hacking Creek, at the Land Office at Campbelltown? Yes.
194. On what date? On 5th March, 100 acres, and afterwards on 12th March, 50 acres more.
195. Have you received any information from the Lands Department that these selections of yours clash with any other selections? Yes, I got notice that they were on Mr. Stuart's mineral lease.
196. When did you get that notice? When Mr. Surveyor Smith came to survey the land for Mr. Stuart.
197. Not before? No; he was on the ground before I got the notice.
198. How long had you been in occupation of the land? I think about fourteen months.
199. Did any other surveyor come to measure your land previously? Mr. Sanderson measured it for us first.
200. Were you informed by Mr. Sanderson that you were on Mr. Stuart's selection? No.
201. How long had you been in possession when he came? I think about eleven months.
202. Have you made any improvements on the land? Yes; five days after I selected it I worked on it, and made improvements on it up to the time Mr. Smith came to measure it.
203. What was the value of your improvements at the time you received the intimation that you were on Mr. Stuart's selection? About £140, the actual value of the improvements on the ground.
204. What did they consist of? Clearing and burning off, putting grass in the land, and building a house on it. I also had to clear a road to it, and had to carry rations 19 miles from Bulli.
205. Have you now left the land? I am not living on the land since I got the notice, but I am backward and forward on occasion.
206. Then you have not given up possession? No; everything is on the ground as it was. In fact I have not been settled since; I have had nowhere to go to; I am merely adrift just now until the matter is settled.
207. *Mr. Cameron.*] Supposing you lose this land, how much do you reckon you will be out of pocket altogether? About £250, because I am out of my employment for over two years, besides the money I have spent on it.
208. *Mr. Charles.*] Was the information you got verbal or by letter? By letter; I left it with Mr. Brown, the Member for the Paterson, but he did not pay much attention to it.
209. *Chairman.*] You employed Mr. Brown as Land Agent? Yes.

PETITION OF WILSON AND CAWLEY.

APPENDIX.

[*To the Evidence of Henry T. Sanderson, Esq.*, 19 *May*, 1876.]

A 1.

H. T. Sanderson, Esq., to The Honorable John Robertson, M.L.A.

Camp, Wilson's Creek,
Woonona, 30 November, 1874.

Dear Sir,

In the survey of your mineral leases, 1,110 acres, I find that some portion of the land is occupied by Henry Wilson, Michl. Cawley, and James Frew, in right of their applications made, viz.:—Henry Wilson, 200 acres, 8th January, 1874; Michl. Cawley, 100 acres, 5th March, 1874; and James Frew, 100 acres, 5th March, 1874; and an additional 50 acres, April, 1874.

It is not my intention to measure these conditional purchases until I hear from or see you, as four applications appear to be made, December 19th, 1873.

Henry Wilson (one of the selectors) proceeding to Sydney to-day, I suggested to him that he had better see you in reference to these selections; both Wilson, Cawley, and Frew, have effected improvements to a considerable extent upon what they call their selections.

I enclose herewith a rough sketch and copy of your descriptions, Nos. 1 and 2, and Henry Wilson's description; also in your case you are bounded on the south by M. Meehan's north boundary; so also is Henry Wilson.

Probably you will consult Mr. Alexander Stuart in the matter, and let me have your reply by the bearer.

If you could find it convenient to come over here on Saturday week next, I think you would consent to these men having their lands, and you having 450 acres on the east side of the river.

Wilson is the bearer of this letter, to which I trust you will reply as early as possible.

I am, &c.,
HENRY T. SANDERSON.

MEMO.—Wilson brought me a reply to this letter from Mr. Robertson; I have mislaid the note, which was simply to this effect:—"Do not interfere with these men (meaning Wilson and others); we can have the other portion of the land elsewhere." Wilson also told me this message verbally, making use of other words, that it was "all right," and that the Hon. John Robertson told him that the surveyor had his consent to measure these lands to Wilson, Cawley, and Frew. I think Mr. H. H. Brown, the Member for the Paterson, has the mislaid note of Mr. Robertson's amongst some papers, &c., which I gave him in Frew's case.—H.T.S.

A 2.

Mr. C. E. Finch to Mr. H. T. Sanderson.

Survey Office,
Sydney, 6 February, 1874.

Sir,

The Honorable John Robertson would be obliged if you would call on him at the Reform Club, Elizabeth-street, on Tuesday next, at 12 o'clock at noon (if you have not left before), in reference to the measurement of leases at Port Hacking, in which he is interested.

Yours truly,
CHAS. E. FINCH.

A 3.

Mr. W. W. Stephen to Mr. Jas. Frew.

Department of Lands,
Sydney, 8 June, 1874.

Sir,

In reply to your letter of the 2nd April last, respecting the conditional purchase noted in the margin, and furnishing an amended description of the land you wish to select, I am directed to inform you that the Minister for Lands has authorized the proposed amendment.

100 acres, sec. 13. Campbelltown, 5/3/74.

I have, &c.,
W. W. STEPHEN.

[*Appended to the Evidence of Mr. Sanderson*, 1*st June*, 1876.]

A 4.

Mr. H. T. Sanderson to The Clerk of Legislative Assembly.

71 Margaret-street, Sydney,
30 May, 1876.

Sir,

I have the honor to return copy of my evidence given on the 19th instant, before a Select Committee of the Legislative Assembly, on Petition of Messrs. Wilson, Cawley, and Frew.

I am not aware that there are any material alterations required.

I desire to state that Herbert Harrington Brown, Esq., M.L.A., has or had possession of a tracing prepared by me, showing the true position of these conditional purchases, as they affected Alexander Stuart, Esq.'s mineral leases; also a letter (of date, I think, May or June, 1875), from James Frew to Hon. John Robertson, which letter Mr. Brown received direct from Mr. Robertson, with a memo. written upon it, and I think requesting Mr. H. H. Brown to investigate Frew's case.

I also desire to state, for the further information of the Committee, that I received no fees from the Surveyor General for the surveys of these conditional purchases, but on the other hand most harsh and arbitrary treatment.

I have, &c.,
HENRY T. SANDERSON,
Lic. Surveyor.

[*To*

[*To the Evidence of Henry Wilson*, 1 *June*, 1876.]

B.

The Under Secretary for Lands to Mr. H. Wilson.

Department of Lands,
Sydney, 13 December, 1875.

Sir,

I am directed to inform you that the application made by you at Campbelltown, on the 8th January, 1874, for the conditional purchase of 200 acres of land, is void, being within a reserve not open to selection, and also included within previous applications for mineral leases by Alexr. Stuart.

2. Enclosed is a form which, on being filled up and forwarded to the Auditor General, signed by you, together with your deposit receipt, will enable you at once to obtain the refund of the deposit paid on account of the above.

I have, &c.,
WM. BLACKMAN,
(For the Under Secretary).

Sydney: Thomas Richards, Government Printer.—1876.

1875–6.

LEGISLATIVE ASSEMBLY.

NEW SOUTH WALES.

JAMES FREW.

(PETITION OF.)

Ordered by the Legislative Assembly to be printed, 11 *April*, 1876.

To the Honorable the Speaker and the Honorable the Members of the Legislative Assembly of New South Wales, in Parliament assembled.

The humble Petition of the undersigned Conditional Purchaser at Port Hacking Creek, county of Camden, and Colony of New South Wales,—

MOST HUMBLY AND RESPECTFULLY SHOWETH:—

That Petitioner selected and conditionally purchased at the Lands Office, Campbelltown, certain Crown Lands under the provisions of the "Crown Lands Alienation Act of 1861," no notification of their being on a reserve having then been received by the Lands Agent.

That Petitioner made his conditional purchase of one hundred acres of land on the 5th day of March, 1874, the deposit being duly paid and the usual receipt received, the purchase being *bonâ fide*.

That Petitioner, on the 12th day of March, 1874, selected as an additional conditional purchase fifty acres of land adjoining the said selection of one hundred acres, and on that day paid the sum of twelve pounds ten shillings sterling to the Agent for the Sale of Crown Lands at Campbelltown, being instalment of purchase money on the said additional conditional purchase.

That Mr. Licensed Surveyor Henry T. Sanderson surveyed the said conditional purchase, commencing in November, 1874, the survey being transferred to him from Mr. Licensed Surveyor Hosie.

That at the time of survey Petitioner was residing continuously on his purchase, and had then effected improvements amounting to one pound per acre, and has since effected further improvements in terms of the Act; his actual outlay being very considerable.

That Petitioner notwithstanding all the above is in extreme danger of being ousted from his conditional purchases, which, even were their deposits refunded, would involve Petitioner in a heavy and ruinous loss, owing to the outlay of money and the amount of labour incurred in effecting the improvements.

Petitioner prays the attention of your Honorable House to the following:—

On the 19th December, 1873, an application was made for five mineral leases on Port Hacking Creek, the area being 1,150 acres; these applications were received at the chief office, Sydney. Mr. Licensed Surveyor Sanderson having been instructed to survey the said conditional purchases, communicated with the mineral lessees whose area included the above conditional purchases, and being satisfied that Petitioner should not be interfered with he proceeded to effect the survey, duly marking the boundaries and leaving Petitioner in full possession, whilst the mineral leases were not surveyed to the lessees until the month of June, 1875, being seven months after the survey of Mr. Surveyor Sanderson.

That Petitioner has been notified from the Department of Lands that his conditional purchase is void, on the grounds of a reserve and of previous application for mineral leases.

The Petitioner made his application to the Lands Agent at Campbelltown, who accepted the deposit, and he occupied the land within one month, having continuously resided thereon and held possession, and also having effected several improvements thereon.

He therefore humbly submits that, on the grounds of equity and justice, he is entitled to the land he has *bonâ fide* purchased under the provisions of the "Crown Lands Alienation Act of 1861." There being first, application; secondly, payment of deposit; and thirdly, occupation within one month after making application, with continued residence and sundry improvements, whilst at the time of survey the mineral lessees had merely complied with the first condition—application, no payment being made, no possession taken, and no occupation.

Petitioner therefore prays your Honorable House to take the premises into favourable consideration, and to grant such relief and protection from utter ruin to Petitioner, who has a large family depending on him, as to the wisdom of your Honorable House shall be deemed meet under the exigencies of the case.

And your Petitioner, as in duty bound, will ever pray.

Wollongong, 16th March, 1876.

his
JAMES × FREW.
mark

[3*d*.] 447—

1875–6.

LEGISLATIVE ASSEMBLY.

NEW SOUTH WALES.

CROWN LANDS.

(RESERVES FROM SALE ON MESSRS. CLIFT, BROTHERS' RUNS.

Ordered by the Legislative Assembly to be printed, 10 *February*, 1876.

RESERVES from Sale on the Messrs. Clift, Brothers' Runs.

Reserve.	Area.	Date of Application for Reserve and by whom applied for.	Date of Notification of Reserve.
	acres.		
No. 723. County of Pottinger, parish of Clift, for Water Supply ...	4,892	8 July, 1874. Messrs. Clift, Brothers.	18 August, 1874.
No. 724. County of Pottinger, parishes of Brothers and Coolanbilla, Access to Water.	2,240	8 July, 1874. Messrs. Clift, Brothers.	18 August, 1874.
No. 725. County of Pottinger, parishes of Clift, Doona, and Westin, Timber Reserve.	3,008	8 July, 1874. Messrs. Clift, Brothers.	18 August, 1874.
No. 726. County of Buckland, parishes of Clift and Ferrier, Water Supply.	4,800	8 July, 1874. Messrs. Clift, Brothers.	25 August, 1874.
No. 753. County of Pottinger, parish of Clift, Water Supply	5,120	.....	.....

NOTE.—Reserve No. 753 was proclaimed in lieu of Reserve No. 723, which has been cancelled,—Total area reserved, 15,168 acres.
The papers do not show that any agent, except Mr. Fitzpatrick, M.P., who wrote a letter of inquiry as to the state of Messrs. Clift's applications, has acted in respect to the above Reserves.

1875–6.

LEGISLATIVE ASSEMBLY.

NEW SOUTH WALES.

CROWN LANDS.

(RESERVES ON MESSRS. CLIFT'S RUNS.)

Ordered by the Legislative Assembly to be printed, 15 *August*, 1876.

SHOWING Reserves on Runs leased by Messrs. Clift, Liverpool Plains District.

[*In answer to Question No. 5, of Tuesday*, 15 *August*, 1876.]

No.	Area.	Date of Notification.	For what Notified.	Remarks.
	a. r. p.			
		BREEZA RUN, AREA 58,000 ACRES.		
9	640 0 0	24 Dec., 1861	Water Supply and other Public Purposes	Included in R. 9. Extended.
9 (Extended)	1,430 0 0	20 „ 1872	Travelling Stock	Includes R 9.
455	200 0 0	18 April, 1871	„	Partly included in 455. Extended.
455 (Extended)	800 0 0	1 June, 1872	„	Includes part of T.S.R. 455.
464 (part of) ...	126 0 0	21 Nov., 1871	„	Partly included in T.S.R. 559.
521 „ ...	405 0 0	23 Sept., 1873	Water Supply	Included in T. S.R. 701.
523 „ ...	1,536 0 0	„ „	„	Included in T.S.R. 702.
559 „ ...	792 0 0	17 Feb., 1874	Travelling Stock	Includes part of T.S.R. 464.
628 „ ...	120 0 0	31 Mar., 1874	„	
669 „ ...	2,180 0 0	1 July, 1874	„	
701 „ ...	405 0 0	„ „	„	Includes W.R. 521.
702 „ ...	1,536 0 0	„ „	„	Includes W.R. 523.
		DOONOO RANGE RUN, AREA 14,000 ACRES.		
2 „ ...	1,280 0 0	24 Dec., 1861	Water Supply and other Public Purposes	
321	960 0 0	11 Mar., 1868	Water Supply	
464 (part of) ...	280 0 0	21 Nov., 1871	Travelling Stock	Partly included in T.S.R. 559.
559 „ ...	149 0 0	17 Feb., 1874	„	Includes part of T.S.R. 464.
628 „ ...	598 0 0	31 Mar., 1874	„	
		MOOKI RIVER RUN, AREA 48,000 ACRES.		
2 „ ...	704 0 0	24 Dec., 1861	Water Supply and other Public Purposes	
521 „ ...	155 0 0	23 Sept., 1873	Water Supply	Included in T.S.R. 701.
523 „ ...	3,904 0 0	„ „	„	Included in T.S.R. 702.
669 „ ...	140 0 0	1 July, 1874	Travelling Stock	
701 „ ...	155 0 0	„ „	„	Includes W.R. 521.
702 „ ...	3,904 0 0	„ „	„	Includes W.R. 523.
1031	62 1 0	31 May, 1876	Camping Place	
724	2,240 0 0	18 Aug., 1874	Access to Water	
725	3,008 0 0	„ „	Doona Forest Reserve	} Exempt from operation of Timber Licenses.
743 (part of) ...	3,140 0 0	6 Nov., 1874	„ „	
753	5,120 0 0	18 Nov., 1874	Water Supply	
		WALLALA BACK RUN, AREA 16,000 ACRES.		
178A	300 0 0	5 Jan., 1876	Camping Place	Included in C.R. 1012.
1012	350 0 0	26 April, 1876	„	Includes C.R. 178A.
		WEIA WEIA CREEK RUN, AREA 26,500 ACRES.		
292	640 0 0	11 Mar., 1868	Water Supply	
292 (Extended)	960 0 0	31 Mar., 1874	„	
324	480 0 0	11 Mar., 1868	„	
325	400 0 0	„ „	„	
326	320 0 0	„ „	„	
327	320 0 0	„ „	„	
456	640 0 0	16 June, 1871	„	
476	40 0 0	18 Oct., 1872	„	
559 (part of) ...	2,060 0 0	17 Feb., 1874	Travelling Stock	
707 „ ...	800 0 0	1 July, 1874	„	
726 „ ...	4,800 0 0	25 Aug., 1874	Water Supply	

1875-6.

LEGISLATIVE ASSEMBLY.

NEW SOUTH WALES.

SELECTION ON COOMOO COOMOO STATION.

(CORRESPONDENCE, &c.)

Ordered by the Legislative Assembly to be printed, 20 *April*, 1876.

RETURN to an *Order* made by the Honorable the Legislative Assembly of New South Wales, dated 30 November, 1875, That there be laid on the Table of this House,—

" (1.) Copies of all Correspondence in connection with a Selection taken " up in the name of a person named Jamison, on Coomoo Coomoo Station, " Liverpool Plains.

" (2.) Copies of all Correspondence in reference to the above selection, " taken up by Margaret D'Arcy."

(*Mr. McElhone.*)

SELECTION ON COOMOO COOMOO STATION.

Part 1.

Francis Jamison's Conditional Purchase.

SCHEDULE.

NO.		PAGE.
1.	Application by Mr. Francis Jamison for a conditional purchase of 320 acres. 15 January, 1874	2
2.	Letter from James Hoskins, Esq., M.L.A., requesting on behalf of Mr. Jamison that his conditional purchase may be forfeited and the land brought to auction. 26 May, 1874	2
3.	*Government Gazette* Notice. 26 June, 1874	2
4.	Licensed-Surveyor Higgins, forwarding plan. 31 December, 1874	3
5.	Extract from Sale List	3
6.	Under Secretary for Lands to Francis Jamison. 28 April, 1875	3

No. 1.

APPLICATION BY MR. FRANCIS JAMISON.

C.P., No. 74/618. Land Agent's No. 41 of 1874.

Application by Francis Jamison for the conditional purchase without competition, of 320 acres unimproved Crown land, under section 13 of the Lands Alienation Act of 1861.

Received by me, with a deposit of £80, this 15th day of January, 1874, at 10 o'clock.

JN. M'DONALD,
Agent for the sale of Crown Lands at Tamworth.

Sir,

I am desirous of purchasing, without competition, under the 13th section of the "Crown Lands Alienation Act of 1861," the portion of unimproved Crown lands hereunder described, containing 320 acres; and I herewith tender the sum of £80, being a deposit at the rate of five shillings (5s.) per acre on the area for which I apply, and on which it is my intention to reside.

I am, &c.,
FRANCIS JAMISON,
Yarraman.

The Agent for the
Sale of Crown Lands at Tamworth.

D. SINCLAIR,
Agent.

DESCRIPTION.

County of Pottinger, parish of Pringle, 320 acres, to adjoin on the west D. J. Robertson's conditional purchase of 320 acres made this day.

MR. HIGGINS, Licensed Surveyor, No. 74–82, 11 February, 1874.

No. 2.

JAMES HOSKINS, ESQ., M.L.A., to THE MINISTER FOR LANDS.

108, Pitt-street, 26 May, 1874.

SIR,

On behalf of Mr. Francis Jamison I beg to apply that his conditional purchase of 320 acres, made at Tamworth on January 15th, 1874, may be included in the next list of forfeited selections, as he is unable to comply with the requirements of the Crown Lands Alienation Act as regards residence.

This application is made with the view of having the said conditional purchase put up for sale by auction.

I have, &c.,
JAMES HOSKINS.

No. 3.

GOVERNMENT GAZETTE NOTICE.

Department of Lands,
Sydney, 26 June, 1874.

Forfeited Conditional Purchases.

HIS Excellency the Governor, with the advice of the Executive Council, directs it to be notified, that the undermentioned portions of Crown lands, conditionally purchased under the "Crown Lands Alienation Act of 1861," having by the non-residence of the purchaser or his legal alienee on the original selection, been abandoned

abandoned within the meaning of the said Act, or become forfeited through non-payment of interest, the same are hereby declared forfeited; and such of the said lands as shall not in the meantime be conditionally purchased will be sold accordingly by auction, on a day or days to be hereafter named.

JAMES S. FARNELL.

No. of Conditional Purchase.	Name of Applicant.	When Selected.	Where Selected.	Area.
74–618	(*inter alia*) Jamison, Francis	15 January, 1874.....	Tamworth	a. r. p. 320 0 0

Charted, &c., 9 March, 1875.—C.W.P. C.P., 74–618. Forfeited by Gazette notice, 26th June, 1874, page 2,001. Mr. Trengrouse, for auction sale.—A.J., 15 March, /75. Sale at Gunnedah, 21 May, /75, lot , portion 63.

No. 4.

MR. LICENSED-SURVEYOR HIGGINS to THE SURVEYOR GENERAL.

31 December, 1874.

SIR,

I have the honor to transmit herewith the plan* of one portion of land containing 320 acres, numbered 63, in the parish of Pringle, in the county of Pottinger, applied for by Francis Jamison as conditional purchase under the 13th clause of the "Crown Lands Alienation Act of 1861," and measured by me on the 10th of December, 1874, in accordance with your instructions, No. 74/82, of the 11th February, 1874. *Appendix

At the time of survey applicant was not resident on this land, and had effected no improvements. The fence shown on the plan was erected by the lessee of the run.

I have, &c.,
F. F. HIGGINS,
Licensed Surveyor.

No. 5.

EXTRACT FROM SALE LIST.

SALE at the Police Office, Gunnedah, on Friday, the 21st May, 1875.—Country lots (*inter alia.*)

Lot.	No. of Portion.	Area.	Price per acre.	County.	Parish.	Situation.	Remarks.
		a. r. p.	£ s. d.				
A	63	320 0 0	1 0 0	Pottinger..	Pringle..	Adjoining the northern boundaries of R. M'Carthy's conditional purchases of 320 acres each, Nos. 33 and 32 respectively, Cooma Cooma Run, 76–2,207 and 2,208	Exclusively of a road 1 chain wide. Selected by F. Jamison.

No. 6.

THE ACTING UNDER SECRETARY FOR LANDS to MR. F. JAMISON.

(75–2,207.)

Department of Lands,
Sydney, 28 April, 1875.

SIR,

I beg to inform you that the land at parish of Pringle, and applied for by you as a conditional purchase on the 15th January, 1874, but which has been declared forfeited for non-compliance with the law, will be offered for sale by auction on 21st proximo, at the Land Sales Office, Gunnedah.

I am, &c.,
W. C. EDWARDS,
For the Under Secretary.

Part 2.

Margaret D'Arcy's Conditional Purchase.

SCHEDULE.

NO.		PAGE.
1.	Application of Margaret D'Arcy for 320 acres, county of Pottinger, with surveyor's report. 19 March, 1874	4
2.	M. Fitzpatrick, Esq., M.L.A., to Minister for Lands, respecting M. D'Arcy's selection. 14 November, 1874	4
3.	M. Fitzpatrick, Esq., M.L.A., to Under Secretary for Lands. 21 November, 1874	5
4.	Telegram to Land Agent, Gunnedah, same subject. 26 November, 1874	5
5.	M. Fitzpatrick, Esq., M.L.A., to Secretary for Lands, same subject. 12 January, 1875	5
6.	Do. do. 22 January, 1875	5
7.	Under Secretary for Lands to M. Fitzpatrick, Esq., M.L.A., same subject. 2 February, 1875	5
8.	J. Hoskins, Esq., M.L.A., to Under Secretary for Lands, with minutes and enclosures. 6 May, 1875	6
9.	Under Secretary for Lands to Land Agent, Tamworth. 7 May, 1875	7
10.	*Government Gazette* notice. 13 May, 1875	7
11.	J. Hoskins, Esq., M.L.A., to Under Secretary for Lands. 13 July, 1875	7
12.	Under Secretary for Lands to J. Hoskins, Esq., M.L.A. 20 July, 1875	7
13.	Do. to Margaret D'Arcy, with enclosure. 20 July, 1875	8
14.	Do. to Land Agent, Tamworth. 20 July, 1875	8
15.	Do. to Treasury. 20 July, 1875	8
16.	M. Fitzpatrick, Esq., M.L.A., to Secretary for Lands, with minutes. 8 September, 1875	8
17.	Do. do. with enclosures. 28 September, 1875	9
18.	Do. do. 12 November, 1875	9
19.	J. McElhone, Esq., M.L.A., to Secretary for Lands. 13 November, 1875	10
20.	Do. do. with minutes. 17 November, 1875	10
21.	Under Secretary for Lands to H. V. Geary, to inspect C.P. 25 November, 1875	10
22.	Do. to R. M'Carthy. 29 November, 1875	10

No. 1.

APPLICATION BY MISS MARGARET D'ARCY.

Application by Margaret D'Arcy, spinster, for the conditional purchase, without competition, of 320 acres unimproved Crown lands, under section 13 of the Lands Alienation Act of 1861.

Received by me, with a deposit of £80, this 19th day of March, 1874, at 11 o'clock.

JOHN MACDONALD,
Agent for the Sale of Crown Lands at Tamworth.

---

19 March, 1874.

Sir,

I am desirous of purchasing, without competition, under the 13th section of the "Crown Lands Alienation Act of 1861," the portion of unimproved Crown land hereunder described, containing 320 acres; and I herewith tender the sum of £80, being a deposit at the rate of five shillings (5s.) per acre on the area for which I apply, and on which it is my intention to reside.

I am, &c.,
MARGARET D'ARCY,
Yarraman.

The Land Agent, Tamworth.

DESCRIPTION.

County of Pottinger, parish of Mema or Pringle, 320 acres, to the south of and adjoining William D'Arcy's conditional purchase of 320 acres, made this day.

Mr. Higgins, to measure if unobjectionable.—Surveyor General, 21 April, 1874.

The land herein referred to has been already selected by Francis Jamison; plan transmitted with letter of December 31st, 1874. I would suggest that this application be cancelled, and the deposit money returned to the applicant.—F. F. HIGGINS.

No. 2.

M. FITZPATRICK, ESQ., M.L.A., to THE MINISTER FOR LANDS.

251, George-street, 14 November, 1874.

SIR,

Permit me to recall to your mind the interview with which I was honored on the 11th instant, accompanied by Mr. Owen D'Arcy. The case submitted to you is this:—"On the 19th of March last Margaret D'Arcy selected at Tamworth 320 acres of land. This land was at the time in the strictest sense waste land, there not being a stick upon it. It transpired, however, that the same land or the greater part of it had been previously selected on the 15th of January by F. Jamison, whose selection is bounded by and dependent on a selection made on the same day, and one may safely conclude (in the same interest) by a person named Robinson. Robinson's selection is said to be on the north of the selection, of the M'Carthy's, and Jamison's on the west of Robinson's. Both Robinson's and Jamison's selections were declared forfeited on the 14th of June last. Technically, Margaret D'Arcy's selection is bad, because Jamison's was not at the time declared forfeited."

See enclosure No. 8 of Part I.

See enclosure to No. 8 of Part I.

What Miss D'Arcy fears, and what I beg of you to obviate, is that an attempt will be made to have forfeited conditional purchases measured for sale, and so measured, as to wholly exclude her from her selection; she is a *bonâ fide* resident; the others never were.

I have, &c.,
M. FITZPATRICK.

No. 3.

No. 3.

M. FITZPATRICK, ESQ., M.L.A., to THE UNDER SECRETARY FOR LANDS.

251, George-street, 21 November, 1874.

SIR,

I waited on you personally on the 11th instant and addressed a letter to you on the 14th, begging your kind interference to protect the conditional purchase of Miss Margaret D'Arcy against certain manœuvring that was going on in the matter of the forfeited selections of persons named Robinson and Jamison, Tamworth, *19th January, 1874. You kindly advised Mr. Owen D'Arcy, who waited on you with me, to have his sister's land reselected. Unfortunately, however, before he got back to the district the selections of Robinson and Jamison had been again taken up in the names of two children of M'Carthy's. I now again entreat you to protect the *bonâ fide* selector against a system devised to defeat the law. The same persons took up a selection in the same locality in the name of John Wilson, and upon its being forfeited it was again selected in the name of Richard Gordon, and although Gordon's selection has not yet been declared forfeited the lot is advertised for sale on the 27th instant at Gunnedah.

*Query—15. See enclosures B and C to No. 8.

You will no doubt, under these circumstances see fit to withdraw the lot from sale.

I have, &c.,
MICHL. FITZPATRICK.

Submitted as to latter paragraph of this letter.—W.C.E., 26/11/74.
For withdrawal.—A.O.M., 26.
Telegram accordingly to Land Agent, Gunnedah.

No. 4.

TELEGRAM from THE UNDER SECRETARY FOR LANDS to THE LAND AGENT, GUNNEDAH.

26 November, 1874.

WITHDRAW lot and portion 112 from sale to-morrow, conditionally purchased by Richard Gordon.

No. 5.

M. FITZPATRICK, ESQ., M.L.A., to THE MINISTER FOR LANDS.

251, George-street,
12 January, 1875.

SIR,

May I beg some reply to my letters of 21st November and previous dates, touching the conditional purchase of Margaret D'Arcy, 320 acres, Tamworth, 19th March, 1874? No. 3.

I have, &c.,
MICHAEL FITZPATRICK.

Mr. Fitzpatrick should be apprised that the case has been referred for the further report of Mr. Licensed-Surveyor Higgins, and that on receipt of it he will be communicated with on the subject.—27/1/75. Yes.—W.B., 30/1/75. This purchase was declared void.

No. 6.

M. FITZPATRICK, ESQ., M.L.A., to THE MINISTER FOR LANDS.

251, George-street, Sydney,
22 January, 1875.

SIR,

On inquiry at the Lands Department I find the case of Miss Margaret D'Arcy (320 acres, County Pottinger) is still in the hands of the surveyor.

The case being one of urgency, and an early decision being anxiously awaited by my client, who is a sufferer by the delay, I do myself the honor to beg that you will kindly instruct the surveyor to expedite the necessary action in the matter.

I have, &c.,
M. FITZPATRICK.

No. 7.

W. BLACKMAN, ESQ., to M. FITZPATRICK, ESQ., M.L.A.

Department of Lands,
Sydney, 2 February, 1875.

SIR,

In reference to your communication of the 12th ultimo, respecting the conditional purchase of 320 acres, made by Margaret D'Arcy, at Tamworth, on the 19th March, 1874, I am directed to apprise you that the application was sent to Mr. Licensed-Surveyor Higgins on the 27th April, 1874, for his report and survey of the land; should no objection exist, and on receipt thereof, you will be further communicated with.

I have, &c.,
W. BLACKMAN,
For the Under Secretary.

No. 8.

No. 8.

J. HOSKINS, ESQ., M.L.A., to THE MINISTER FOR LANDS.

108, Pitt-street,
6 May, 1875.

SIR,

See Enclosure A. See Enclosure B. See Enclosure C. See Enclosure D See Enclosure E. In the land advertised for sale at Gunnedah on May 21st are two portions, namely, lots A and B, of 320 acres each, being the forfeited conditional purchases of F. Jamison and D. J. Robertson.

I beg to inform you that the said forfeited conditional purchases were subsequently reselected by Robert and Marion M'Carthy at Tamworth, on September 24th, 1874, the numbers of the respective selections being 74/11,197 and 74/11,196, the area and situation of each being identical with Jamison and Robertson's selections, as a reference to the descriptions will verify.

See Enclosure F. I have been instructed on behalf of Robert M'Carthy, who has been given to understand that Jamison's forfeited conditional purchase has been taken up at Tamworth by a person named D'Arcy, to represent that he has not been reported non-resident, and that therefore his conditional purchase was not open to selection; and I have been further instructed to apply that, for reasons set forth in this letter, the forfeited conditional purchases of Robertson and Jamison may be withdrawn from sale, through their having been subsequently selected by Robert and Marion M'Carthy.

I have, &c.,
JAMES HOSKINS.

The within applications are for land taken up and forfeited on account of non-residence. Said land is up for sale on the 21st instant. It should be withdrawn as the land described in the within applications formerly was held under conditional purchase by Jamison and Robertson.—W.B., 7/5/75.

The portion in question should be withdrawn from sale, I presume?—W.C.E., 7/5/75. Yes.

C.P. 75-497. Tamworth—Margt. D'Arcy. Portion 63, p. 1125, 1781. Conditional purchase application noted in the margin should be declared void, as the land applied for was previously conditionally purchased by Robert M'Carthy—C.P. 24/11,197.—J.S.A., SUR.-GENL., 15 July, 1875.

It is alleged that the selectors M'Carthy are non-resident. For report of Inspector. Urgent.—6/9/75.

[*Enclosure* A *to No.* 1.]

SALE at the Police Office, Gunnedah, on Friday, the 21st May, 1875.

COUNTRY LOTS.

Lot.	No. of Portion.	Area.	Price per acre.	County.	Parish.	Situation.	Remarks.
		a. r. p.	£ s. d.				
A	63	320 0 0	1 0 0	Pottinger ...	Pringle ...	Adjoining the northern boundaries of R. M'Carthy's conditional purchases of 320 acres each, Nos. 33 and 32 respectively, Coomoo Coomoo Run, 75-2,207 and 2,208	Exclusively of a road 1 chain wide. Selected by F. Jamieson.
B	64	320 0 0	1 0 0	do	do ...		Exclusively of three roads each 1 chain wide. Selected by D. J. Robertson.

[*Enclosure B to No.* 1.]

C.P. No. 74-618.

Applicant, Francis Jamison; Police District, Tamworth; date, 15 January, 1874; time, 10; area, 320 acres; section 13.

Description.

320 acres, County of Pottinger, parish of Pringle, to adjoin on the west D. J. Robertson's C.P. of 320 acres, made this day.

[*Enclosure C to No.* 1.]

C.P. No. 74-617.

Applicant, David James Robertson; Police District, Tamworth; date, 15 January, 1874; time, 10; area, 320 acres; sec. 13.

Description.

320 acres, County of Pottinger, parish of Pringle, to the north of Robert M'Carthy's and Marian M'Carthy's C.P.

[*Enclosure D to No.* 1.]

C.P. No. 74-11,196.

Applicant, Marian M'Carthy; Police District, Tamworth; date, 24 September, 1874; time, 11; area, 320 acres; sec. 13.

Description.

320 acres, County of Pottinger, parish of Pringle, being my forfeited C.P. No. 74-617, selected 15th January, 1874.

[*Enclosure*

[*Enclosure E to No.* 1.]

C.P. No. 74-11,197.
Applicant, Robert M'Carthy; Police District, Tamworth; date, 24 September, 1874; time, 11; area, 320 acres; sec. 13.

Description.

320 acres, County of Pottinger, parish of Pringle, being F. Jamieson's forfeited C.P. No. 74-618, selected 15th January, 1874.

[*Enclosure F to No.* 1.]

C.P. No. 75-497.
Applicant, Margaret D'Arcy; Police District, Tamworth; date, 29 April, 1875; time, 1; area, 320 acres; sec. 13.

Description.

320 acres, County of Pottinger, parish of Pringle, being Francis Jamieson's forfeited C.P. on Coomoo Coomoo Run, made January 15th, 1874, now advertised for sale at Gunnedah.

No. 9.

W. C. Edwards, Esq., to The Land Agent, Tamworth.

Department of Lands,
Sydney, 7 May, 1875.

Sir,

Referring to the sale of Crown Lands advertised to take place at Gunnedah under your direction, on the 21st May, 1875, I am directed to request, for the reason* hereunder stated, that you will be good enough to withdraw from that sale lots A and B, portion being in the county of Pottinger and parish of Pringle.

*See Minute appended to No. 8.

I have, &c.,
W. C. EDWARDS.

No. 10.

Government Gazette Notice.

Department of Lands,
Sydney, 13 May, 1875.

Withdrawal of Land from Sale.

Notice is hereby given, that the undermentioned portions of land, advertised in the Government Gazette of the 3rd May instant (No. 93), for sale at the Police Office, Gunnedah, on the 21st instant, have been withdrawn from sale, namely:—

Lots A and B, portions 63 and 64, county of Pottinger, parish of Pringle.

THOMAS GARRETT.

No. 11.

J. Hoskins, Esq., M.L.A., to The Minister for Lands.

108, Pitt-street, 13 July, 1875.

Sir,

I have been instructed by the executors of the late Robert Pringle, Esquire, formerly the lessee of the Coomoo Coomoo Run, in the county of Pottinger, to apply to have the conditional purchase of Margaret D'Arcy, No. 75/497, of 320 acres, in the county of Pottinger, parish of Pringle, made at the Land Office, Tamworth, on April 29th, 1875, cancelled, for the following reason:—Because the said conditional purchase is identical with a previous purchase made by Robert M'Carthy, at the Land Office, Tamworth, on September 24th, 1874, as the descriptions appended to this letter will serve to show.

See enclosure F to No. 8.

74/11,197.

Description of Robert M'Carthy's conditional purchase:—"320 acres, county of Pottinger, parish of Pringle, being F. Jamison's forfeited C.P. No. 74/618, selected January 15th, 1874, by Jamison."

Description of Margaret D'Arcy's conditional purchase:—"320 acres, county of Pottinger, parish of Pringle, being Francis Jamison's forfeited C.P. on Coomoo Coomoo Run, made January 15th, 1874,"—now advertised for sale at Gunnedah.

75/25,195.

Jamison's forfeited conditional purchase was advertised for sale at Gunnedah, but previous to the day of sale it was selected by Robert M'Carthy, viz., on September 24th, 1874.

I trust, for the reason set forth in this communication, viz., the priority of the selection of this land by Robert M'Carthy, that the conditional purchase of Margaret D'Arcy may be cancelled as soon as convenient.

I have, &c.,
JAMES HOSKINS.

No. 12.

The Under Secretary for Lands to J. Hoskins, Esq., M.L.A.

Department of Lands,
Sydney, 20 July, 1875.

Sir,

With reference to your letter of the 13th instant, applying for the cancellation of the conditional purchase particularized in the margin, on account of the same being identical with a previous selection of one Robert M'Carthy, I am directed to inform you that the disputed selection has been declared void for the reason stated.

320 acres. Margaret Darcy, 29th April, 1875, Tamworth.

I have, &c.,
W. W. STEPHEN.

No. 13.

No. 13.

THE UNDER SECRETARY FOR LANDS to MISS MARGARET D'ARCY.

Department of Lands,
Sydney, 20 July, 1875.

MISS,

I am directed to inform you that the application made by you at Tamworth, on the 29th April, 1875, for the conditional purchase of 320 acres of land, is void on account of the same being identical with a previous selection of one Robert M'Carthy.

2. Enclosed is a form which, on being filled up and forwarded to the Auditor General, signed by you, together with your deposit receipt, will enable you at once to obtain the refund of the deposit paid on account of the above.

I have, &c.,
W. BLACKMAN,
For the Under Secretary.

[*Enclosure.*]

NEW SOUTH WALES.

Revenue Refunded.

Department of Lands, Conditional Purchase Branch, Dr. to Margaret D'Arcy,—

For the following refund, viz. :—	Amount to be refunded.
Land Office at Tamworth.	
Date of selection, 29th day of April, 1875.	
Deposit paid on	320 acres.
Selection cancelled, or in excess of proper area, to the extent of	320 acres.
Deposit to be refunded on	320 acres £80 0 0

I certify that the amount charged in this Voucher as to computation, casting, and rate is correct, and that the refund is duly authorized in terms of the Audit Act.

W. W. STEPHEN,
Under Secretary for Lands.

No. 14.

THE UNDER SECRETARY FOR LANDS to THE LAND AGENT AT TAMWORTH.

Department of Lands,
Sydney, 20 July, 1875.

SIR,

I am directed to inform you that the application of Margaret D'Arcy, on the 29th April, 1875, for the conditional purchase of 320 acres of land is void on account of the same being identical with a previous selection of one Robert M'Carthy.

2. A form for refund of deposit has been forwarded for the signature of the applicant, the nature of which you will be so good as to explain to him, if required.

I have, &c.,
W. BLACKMAN,
For the Under Secretary.

No. 15.

THE UNDER SECRETARY FOR LANDS to THE UNDER SECRETARY FOR FINANCE AND TRADE.

Department of Lands,
Sydney, 20 July, 1875.

SIR,

Name—Margaret D'Arcy. District—Tamworth. Area—320 acres. Date of selection—29th April, 1875.

I am directed to inform you that the conditional purchase noted in the margin being void, a voucher form for refund of deposit—£80—has been forwarded for the signature of the applicant, which you will have the goodness to liquidate on presentation.

I have, &c.,
W. BLACKMAN,
For the Under Secretary.

No. 16.

M. FITZPATRICK, ESQ., M.L.A., to THE MINISTER FOR LANDS.

251, George-street, Sydney, 8 September, 1875.

SIR,

With reference to the conditional purchase by R. M'Carthy of 320 acres, at Tamworth in 1874, being an area previously selected and forfeited by F. Jamison, I am instructed by Miss Margaret D'Arcy, the selector of 320 acres (C.P. 75/497, Tamworth), to protest that M'Carthy has not to this date resided on the land he applied for, nor does he now reside.

Further, I have the honor to beg that the inquiry, which I have been personally advised in your office is about to be instituted may be expedited.

I have, &c.,
M. FITZPATRICK.

C.P. 75/497.
C P. 74/11,197.

The case of M'Carthy is now going on for the report of the Inspector of Conditional Purchases. The application was sent to Mr. J. S. Higgins for report as to residence on 4th ultimo.—14/9/75. Have the report of C.P.I. obtained without delay.—T.G., 15/11/75.

No. 17.

No. 17.

M. FITZPATRICK, ESQ., M.L.A., to THE MINISTER FOR LANDS.

251, George-street, Sydney, 28 September, 1875.

SIR,

On the 8th instant I had the honor to address you on behalf of Margaret D'Arcy, in protest against the selection by R. M'Carthy of 320 acres at Tamworth, and I now beg herewith to hand you four statutory declarations, by reliable witnesses, in evidence against the *bonâ fide* compliance by Mr. M'Carthy with the requirements of the law.

Mr. M'Carthy has not resided nor improved, and as he is still non-resident, I am, in the interest of Miss D'Arcy, instructed to press for inquiry in the matter.

I have, &c.,
M. FITZPATRICK.

In the Colony of New South Wales.

DECLARATION.

I, OWEN D'ARCY, of Trinky Station, in the Colony of New South Wales, do solemnly and sincerely declare that I am acquainted with the site of the land applied for by R. M'Carthy in November, 1874, at Tamworth as a conditional purchase; and further, I declare that such selector has never resided upon the land in question from the date of his application to this date, and at the present time is actually a resident at a distance from the land.

And I make, &c.

OWEN D'ARCY.

Taken and declared at Coomoo Coomoo, in the said Colony, this 21st day of September, one thousand eight hundred and seventy-five, before me,—
H. S. HEWITH, J.P.

In the Colony of New South Wales.

DECLARATION.

I, GEORGE COOK, of Trinkey Run, in the Colony of New South Wales, do solemnly and sincerely declare that I know the land comprised in the area applied for by R. M'Carthy in November, 1874, as a conditional purchase (320 acres at Tamworth), being a selection previously taken up and forfeited by F. Jamison. Further, I declare that M'Carthy has not resided upon the land since the date of his selection, nor does he now reside upon the land.

And I make this solemn declaration, &c.

GEO. COOK.

Taken and declared at Coomoo Coomoo, in the said Colony, this 21st day of September, one thousand eight hundred and seventy-five, before me,—
H. S. HEWITH, J.P.

In the Colony of New South Wales.

DECLARATION.

I, PATRICK D'ARCY, of Coomoo Coomoo Run, in the Colony of New South Wales, do solemnly and sincerely declare that I know the land comprised in the area applied for by R. M'Carthy in November, 1874, as a conditional purchase (320 acres at Tamworth), being a selection previously taken up and forfeited by F. Jamison. Further, I declare that M'Carthy has not resided upon the land since the date of his selection, nor does he now reside upon the land.

And I make this solemn declaration, &c.

his
PATRICK × D'ARCY.
mark.

Taken and declared at Coomoo Coomoo, in the said Colony, this 21st day of September, one thousand eight hundred and seventy-five, before me,—
H. S. HEWITH, J.P.

In the Colony of New South Wales.

DECLARATION.

I, WILLIAM B. BELL, of More-devil Run, in the Colony of New South Wales, do solemnly and sincerely declare that I know the land comprised in the area applied for by R. M'Carthy in November, 1874, as a conditional purchase (320 acres at Tamworth), being a selection previously taken up and forfeited by F. Jamison. Further, I declare that M'Carthy has not resided upon the land since the date of his selection, nor does he now reside upon the land.

And I make this solemn declaration, conscientiously believing the same to be true, &c.

W. B. BELL.

Taken and declared at Coomoo Coomoo, in the said Colony, this 21st day of September, one thousand eight hundred and seventy-five, before me,—
H. S. HEWITH, J.P.

No. 18.

M. FITZPATRICK, ESQ., M.L.A., to THE MINISTER FOR LANDS.

251, George-street, Sydney,
12 November, 1875.

SIR,

I am instructed by Miss Margaret D'Arcy, the conditional purchaser of the land noted in the margin, to apply for the refund to her of the amount of her deposit on that C.P., the selection having evidently been taken up by R. M'Carthy at a date prior to my client's application.

C.P., No. 75/497. Tamworth, 320 acres, 29 April, 1875. Al., 75/11,138. C.P., 320 acres, Nov., 1874.

I have, &c.,
M. FITZPATRICK,
per FRANCIS FITZPATRICK.

No. 19.

J. McElhone, Esq., M.L.A., to The Minister for Lands.

Upper William-street, Sydney,
13 November, 1875.

Sir,

Some time ago I had the honor to communicate with you in reference to the selection of Margaret D'Arcy, on Coomoo Coomoo Run, Liverpool Plains. This selection was first taken up by the late Robert Pringle, as a dummy selection in the name of Jamison; it was forfeited and gazetted for sale when Margaret D'Arcy selected it and resided on it. I believe she took it up too soon after it was gazetted; Jamison never resided on it or had any improvements; this I know of my own knowledge.

Owen D'Arcy came to Sydney and saw Mr. Farnell when Minister for Lands. He advised him to re-select it and apply for first payment, which he did, but a Mr. M'Carthy, Pringle's son-in-law, also selected it for one of his children, but he never saw the land, much less resided on it.

The Government have ordered Margaret D'Arcy to get her money and M'Carthy the selection. Sometime back I asked you to send the Inspector to report on this selection. I now ask you as a special favour to do so without delay, as I am advised to day by letter that M'Carthy has set men to work to stop the land from being selected by improving it and then purchase it by auction. I therefore ask you as a matter of justice to a poor family to send Inspector without delay and defeat the wealthy dummy.

I am aware that Mr. Hoskins, M'Carthy's agent, is using all his influence to get the land, and I intend to bring this case before the House as a sample case, to show how dummying is carried on with aid of land agents having M.L.A. to their names.

I have, &c.,
J. McELHONE.

Have the Inspector to inspect without further delay.—T.G., 15/11/75.

D'Arcy, 75/407. M'Carthy, 74/11,197.

B.C. As the *bonâ fides* of M'Carthy is so strongly questioned, I think he should be warned not to go on with any improvements until the case has been inspected by the Inspector, to whom it has I believe been referred, and also should be requested to expedite his report. This order to stop improving cannot in any way prejudice M'Carthy, if he is or has been continuously residing.—T.G., 27/11/75.

No. 20.

J. McElhone, Esq., M.L.A., to The Minister for Lands.

Sydney, 17 November, 1875.

Sir,

I hope you will not forget to send instructions to stop improvements on disputed selection between M'Carthy and Margaret D'Arcy until such times as the Inspector sends his report.

Yours truly,
J. McELHONE.

Urgent. Have the instructions sent at once.—T.G., 17/11/75.

Margaret D'Arcy's C.P. was properly cancelled, it having been previously taken up by M'Carthy.—W.B., 24/11/75.

The case of M'Carthy is now going on for the report of the Inspector of Conditional Purchases. The application was sent to Mr. L.-S. Higgins for report as to residence.

Have the report of C.P.I. obtained without delay.

No. 21.

The Under Secretary for Lands to H. Geary, Esq.

Department of Lands,
Sydney, 25 November, 1875.

Sir,

I am directed to forward herewith a schedule containing fifty-five (55) cases for your official report, together with copies of the conditional purchase applications and tracings in fifty-four (54) cases.

The districts in which the selections were made are shown in the copies referred to.

I have, &c.,
W. W. STEPHEN.

No. 22.

The Under Secretary for Lands to Mr. R. M'Carthy.

Department of Lands,
29 November, 1875.

Sir,

320 acres, 24th September, 1874. Tamworth.

In reference to your conditional purchase mentioned in the margin, I am directed to inform you that, in view of representations made to this Department as to your alleged non-residence, &c., the Secretary for Lands has had the matter referred to the Inspector, with instructions to expedite his report as much as possible.

2. In the meantime I am to caution you against improving, pending inspection of the case by the officer alluded to.

I have, &c.,
W. W. STEPHEN.

[Plan.]

Sydney: Thomas Richards, Government Printer.—1876.

[1s.]

Tracing from plan of portion 63,

Parish of Pringle, County of Pottinger;

Applied for under the 13th Section of the Crown Lands Alienation Act of 1861,
by Francis Jamison.

Scale 20 Chains to an Inch.

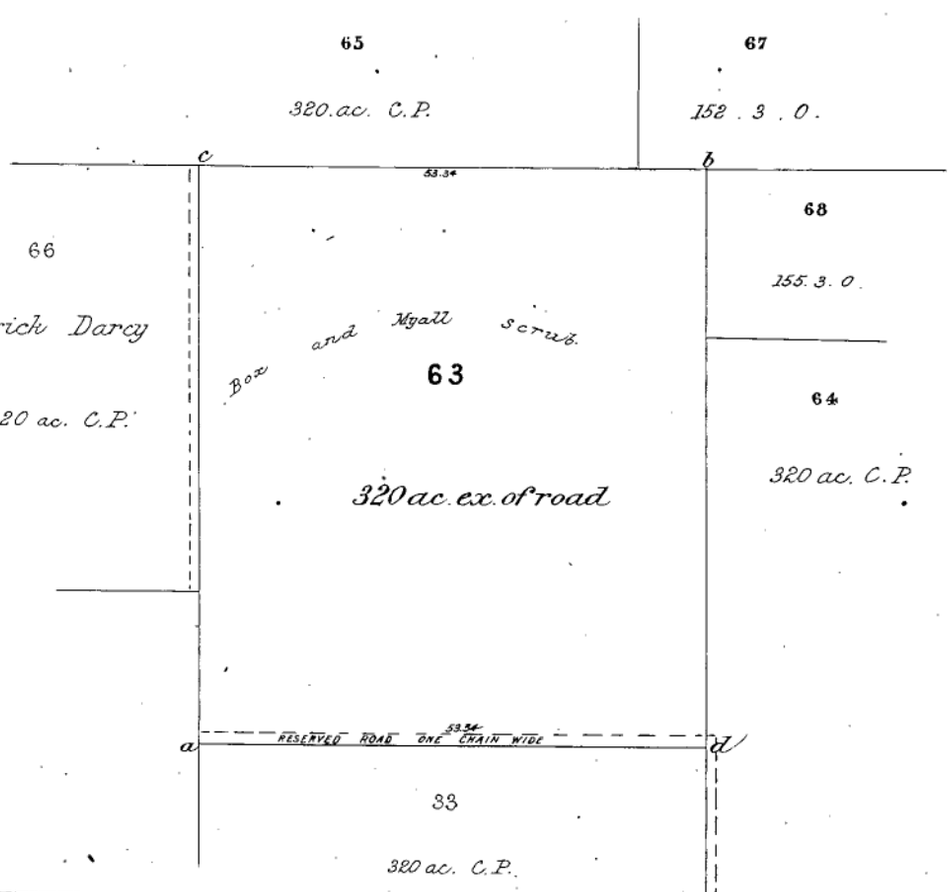

Con	Bearing	From	Links	N° on tree
a	213° 30'	Box	16	33.63
b	174°	"	48	63.68
c	340°	"	7	63.66
d	110°	"	58	33.68

(Signed) J. J. Higgins,
Lic. Sur.

(Srg: 483)

1875-6.

LEGISLATIVE ASSEMBLY.

NEW SOUTH WALES.

COMERONG ISLAND.

(APPLICATIONS FOR PURCHASE OR LEASE OF.)

Ordered by the Legislative Assembly to be printed, 5 *May*, 1876.

RETURN (*in part*) to an *Order* made by the Honorable the Legislative Assembly of New South Wales, dated 15 February, 1876, That there be laid upon the Table of this House,—

"Copies of all applications for the conditional purchase, cancellation of "roads, purchase by Volunteer Land Orders, or for lease for mining "purposes, of all unalienated land at Comerong Island, Shoalhaven River, "County of St. Vincent, and all papers connected with such applications."

(*Mr. Cameron.*)

SCHEDULE.

NO.		PAGE.
1.	Notice of application and deposit, No. 1/75, by George Essary	2
2.	Do. do. No. 2/75, do.	2
3.	Letter from George Essary, stating that land has been surveyed	2
4.	Letter from Land Agent, Nowra, transmitting applications	2
5.	Notice of intention to apply for a mineral lease of 28¼ acres	2
6.	Do. do. do. 36 acres 1 rood 30 perches	3
7.	Application for a mineral lease of 36 acres 1 rood 10 perches	3
8.	Authority to select 40 acres for mining purposes	3
9.	Application for a mineral lease of 28 acres 1 rood	4
10.	Authority to select 40 acres for mining purposes	4
11.	Description of portion 62, 36 acres 1 rood 30 perches	4
12.	Do. 63, 28 acres 1 rood	4
13.	Letter from Land Agent, Nowra, reporting on applications	5
14.	Notice of application for mineral leases at Comerong Island	5
15.	Minute submitting the applications for the approval of the Honorable the Minister for Mines	5
16.	Minute to His Excellency the Governor and the Executive Council, recommending approval of the applications	5
17.	Letter from George Essary, requesting recommendation that the road between his mineral leases may be reserved or closed	6

COMERONG ISLAND.

No. 1.

MINERAL LEASE REGULATIONS.—SCHEDULE 6.

Notice of Application and Deposit.

MR. GEORGE ESSARY to THE UNDER SECRETARY FOR MINES.

Nowra, 29 June, 1875.

SIR,

No. of authority, 18,608. I have the honor to inform you that I have this day deposited with the Crown Lands Agent at Nowra unsatisfied authority to select—year's rent in advance—36 acres 1 rood 30 perches of land at parish of Numba, county St. Vincent, for the purpose of mining for tin. The number of my application is No. 1/75.

I have, &c.,
GEORGE ESSARY,
Nowra.

No. 2.

MINERAL LEASE REGULATIONS.—SCHEDULE 6.

Notice of Application and Deposit.

MR. GEORGE ESSARY to THE UNDER SECRETARY FOR MINES.

Nowra, 29 June, 1875.

SIR,

No. of authority, 18,609. I have the honor to inform you that I have this day deposited with the Crown Lands Agent at Nowra unsatisfied authority to select—year's rent in advance—28¼ acresof land at parish of Numba, county St. Vincent, for the purpose of mining for tin. The number of my application is No. 2/75.

I have, &c.,
GEORGE ESSARY,
Nowra.

No. 3.

MR. GEORGE ESSARY to THE UNDER SECRETARY FOR MINES.

Nowra, 30 June, 1875.

SIR,

36a. 1r. 30p. No. 1/75. 28a. 1r. 0p. No. 2/75. I have the honor to inform you that I lodged two applications for mineral leases with the Land Agent at Nowra on the 29th instant, being portions of land already surveyed and numbered 62 and 63, parish of Numba. I do not consider it necessary that the lease should be delayed by the surveyor making any report as to whether the pegs, &c., are still there; the survey being of recent date. The plan made by the surveyor who surveyed the land is now in the Surveyor General's Office.

Will you kindly give instructions to the Land Agent or surveyor to forward the applications to your department, the survey not being necessary.

I have, &c.,
GEORGE ESSARY.

No. 4.

LETTER FROM LAND AGENT, NOWRA.

Shoalhaven, 1 July, 1875.

SIR,

I have the honor herewith to transmit the two applications by George Essary to select land for tin-mining, under unsatisfied authorities Nos. 18,608 and 18,609.

I pointed out to the applicant that his name did not appear on the authority, and requested from him the survey fees, but he replied that the applications had been filled up in your department, and that the survey fees were not required; under these circumstances I received the applications.

The land had already been measured by the Government for agricultural farms.

I have, &c.,
W. LOVEGROVE.

Ask the Land Agent whether he posted the notices inviting objections; and, if not, request him to do so at once, and then if no objections be lodged within the prescribed time, or as soon as dealt with, to forward the papers with his report to this department. Inform him the authorities appear to be correct, and there are no survey fees to pay in such cases.—J.L.

Mr. Lovegrove, 13 July, 1875.

No. 5.

MINERAL LEASE REGULATIONS.—SCHEDULE 1.

Notice of intention to apply for a Mineral Lease.

NOTICE is hereby given, that the undermentioned persons intend applying for a mineral lease of 28¼ acres of land, situated parish Numba, being lot 63, for the purpose of mining therein for tin.

Possession

Possession of the said land was taken by pegs and trenches at each angle thereof, on the 25th day of June, 1875, at the hour of 3 o'clock in the afternoon, and the datum point is distant 1 chain in an easterly direction from the north-east corner of lot 90.

Application for the said lease will be lodged with the Land Agent at Nowra, on the 29th day of June, 1875.

Dated at Nowra, this 26th day of June, 1875.

GEORGE ESSARY,
Nowra.

No. 6.

MINERAL LEASE REGULATIONS.—SCHEDULE 1.

Notice of intention to apply for a Mineral Lease.

NOTICE is hereby given, that the undermentioned person intends applying for a mineral lease of 36 acres 1 rood and 10 perches of land, situated parish of Numba, being lot 62, for the purpose of mining therein for tin.

Possession of the said land was taken by pegs and trenches at each angle thereof, on the 25th day of June, 1875, at the hour of 3 o'clock in the afternoon, and the datum point is distant 1 chain in a north-easterly direction from the north-west corner of lot 90.

Application for the said lease will be lodged with the Land Agent at Nowra, on the 29th day of June, 1875.

Dated at Nowra, this 26th day of June, 1875.

GEORGE ESSARY,
Nowra.

No. 7.

MINERAL LEASE REGULATIONS.—SCHEDULE 2.

Application for Mineral Lease.

To the Honorable the Secretary for Mines, Sydney.

Nowra, 29 June, 1875.

SIR,

I hereby make application for a mineral lease of that piece or parcel of land, situated parish Numba, being lot 62, containing 36 acres 1 rood and 30 perches, of which I took possession on the 25th day of June, at the hour of 3 o'clock in the afternoon, for the purpose of mining thereon and therein for tin, by pegs and trenches at each angle thereof. The datum point is distant 1 chain in a north-easterly direction from the north-west corner of lot 90.

Notice of my intention to make this application has been given in accordance with the regulations in that behalf. I also hand herewith authority to select, being for the first year's rent in advance of the said land.

I hereby acknowledge that this application is made upon the distinct understanding and condition that if I shall abandon or fail to proceed with it, or if it is refused, the Secretary of Mines for the time being may forfeit the authority to select herewith deposited; and this application shall thereupon become and be void, and the possession aforesaid shall cease and determine. And if the lease shall be granted I shall and will commence mining operations upon or in connection with the demised land within nine months from and after the granting thereof, and shall and will employ upon such land not less than two men during the first year of the term thereby created, and not less than four men during the remainder of such term. And shall and will, at any time when called upon in terms of the regulations relating to mineral leases to do so, execute and take delivery of such lease, or failing therein for a period of fourteen days after being so called upon, I shall and will forfeit the said authority to select, and all right, title or interest in and to the said land and the possession thereof, and the said lease shall be forthwith cancelled.

I have, &c.,

GEORGE ESSARY,
Nowra.

No. 8.

18,608.

SCHEDULE A.—No. 2.

Authority to select land for mining purposes other than gold-mining, under the "Crown Lands Occupation Act of 1861."

Department of Mines,
Sydney, 25 June, 1874.

GENTLEMEN,

In compliance with the request contained in your application of the , I am instructed by the Secretary for Mines to convey to you authority to select 40 acres from any available Crown Lands, for the purpose of working minerals other than gold, subject, of course, to all prior claims and to all the conditions of the "Crown Lands Occupation Act of 1861" and the Regulations founded thereon.

2. This authority will be in force until the 31st day of July, 1874, and if no unobjectionable selection be reported to this department prior to that date it will be considered obsolete, and the first year's rent already paid will be forfeited.

I have, &c.,

LINDSAY G. THOMPSON,
For the Secretary for Mines.

Messrs. Fletcher, Fowler, Linsley, and Adams, Sydney.

The time within which this authority to select may be exercised has been extended to the 31st December, 1874.—HARRIE WOOD, Under Secretary for Mines, 27/11/74.

The time within which this authority to select may be exercised has been extended to 31st March, 1875.—HARRIE WOOD, Under Secretary for Mines, 16/1/75.

The time within which this authority to select may be exercised has been extended to 30th September, 1875.—HARRIE WOOD, Under Secretary for Mines, 30/3/75.

No. 9.

No. 9.

MINERAL LEASE REGULATIONS.—SCHEDULE 2.

Application for Mineral Leases.

To the Honorable the Secretary for Mines, Sydney.

Nowra, 29 June, 1875.

SIR,

I hereby make application for a mineral lease of that piece or parcel of land situated parish of Numba, being lot 63, containing 28 acres 1 rood, of which I took possession on the 25th day of June, at the hour of 3 o'clock in the afternoon, for the purpose of mining thereon and therein for tin, by pegs and trenches at each angle thereof. The datum point is distant 1 chain in an easterly direction from north-east corner of lot 90.

Notice of my intention to make this application has been given in accordance with the regulations in that behalf. I also hand herewith authority to select, being for the first year's rent in advance of the said land.

I hereby acknowledge that this application is made upon the distinct understanding and condition that if I shall abandon or fail to proceed with it, or if it is refused, the Secretary of Mines for the time being may forfeit the authority to select herewith deposited; and this application shall thereupon become and be void, and the possession aforesaid shall cease and determine. And if the lease shall be granted, I shall and will commence mining operations upon or in connection with the demised land within nine months from and after the granting thereof, and shall and will employ upon such land not less than two men during the first year of the term thereby created, and not less than four men during the remainder of such term. And shall and will, at any time when called upon in terms of the regulations relating to mineral leases to do so, execute, and take delivery of such lease; or failing therein for a period of fourteen days after being so called upon, I shall and will forfeit the said authority to select, and all right, title, or interest in and to the said land and the possession thereof, and the said lease shall be forthwith cancelled.

I have, &c.,
GEORGE ESSARY,
Nowra.

No. 10.

18.609.

SCHEDULE A.—No. 2.

Authority to select land for mining purposes other than gold-mining, under the "Crown Lands Occupation Act of 1861."

Department of Mines,
Sydney, 25 June, 1874.

GENTLEMEN,

In compliance with the request contained in your application of the
I am instructed by the Secretary for Mines to convey to you authority to select 40 acres from any available Crown Lands, for the purpose of working minerals other than gold, subject, of course, to all prior claims, and to all the conditions of the "Crown Lands Occupation Act of 1861" and the regulations founded thereon.

2. This authority will be in force until the 31st day of July, 1874; and if no unobjectionable selection be reported to this department prior to that date, it will be considered obsolete, and the first year's rent already paid will be forfeited.

I have, &c.,
LINDSAY G. THOMPSON,
For the Secretary for Mines.

Messrs. Fletcher, Fowler, Linsley, & Adams, Sydney.

The time within which this authority to select may be exercised has been extended to the 31st December, 1874.—HARRIE WOOD, Under Secretary for Mines, 27/11/74.

The time within which this authority to select may be exercised has been extended to the 31st March, 1875.—HARRIE WOOD, Under Secretary for Mines, 16/1/75.

The time within which this authority to select may be exercised has been extended to the 30th September, 1875.—HARRIE WOOD, Under Secretary for Mines, 30/3/75.

No. 11.

M. 27. G. Essary.

DESCRIPTION.

36 acres 1 rood 30 perches. County of St. Vincent, parish of Numba, portion 62: Commencing on the left bank of a branch of the Crookhaven River, at a point where the southern side of a road 50 links wide dividing it from part of portion 61 meets it; and bounded thence on the north by that road bearing west 26 chains and 16 links; on the north-west by a road 1 chain wide bearing south 45 degrees west 17 chains and 68 links; on the south by a road 1 chain wide, bearing east 32 chains and 14 links, to the aforesaid branch; and on the south-east by that branch, downwards, to the point of commencement.

No. 12.

M. 27. G. Essary.

DESCRIPTION.

28 acres 1 rood. County of St. Vincent, parish of Numba, portion 63: Commencing on the left bank of a branch of the Crookhaven River, at a point where the southern side of a road 1 chain wide dividing it from part of portion 62 meets it; and bounded thence on the north by that road bearing west 18 chains and 51 links; on the west by a road 1 chain wide, bearing south 34 chains; on the south by a line bearing east 1 chain and 40 links to the aforesaid branch; and on the south-east by that branch, downwards, to the point of commencement.

No. 13.

No. 13.

M. 27 (and V. 204, 2013.) LETTER FROM LAND AGENT, NOWRA.

THE annexed notices are in connection with certain applications for land for tin-mining, forwarded by me to the department on the 1st instant with authorities.

These notices have been exposed to public view for the period specified by law, and no objections have been filed.

I do not think there is any tin on the ground, which is swampy, alluvial, heavily timbered land, with tidal inlets.

W. LOVEGROVE,
C.L.A.

Shoalhaven, 16 July, 1875.

Mineral leases 43 and 44. Plan prepared, catalogued, &c., 28 July, /75. Dealt with. For description and diagrams.—W.S.C., 28 July, /75. The area of portion No. 62 (application No. 75/1) is 36a. 1r. 30p.

No. 14.

MINERAL LEASE REGULATIONS.—SCHEDULE 7.

Notice of application for mineral lease.

I HEREBY give notice, that an application has been made to me by the undermentioned person for a lease of land at Comarong Island, as under described, for the purpose of mining for tin. And any persons who desire to object to the granting of such application must, on or before the 15th day of July, 1875, lodge with or forward to me, at Nowra, a notice in writing under their hand, and containing their address, setting forth clearly the grounds of objection; and I further give notice, that if any objection be lodged as aforesaid, I will hold an inquiry into such application and objection at Nowra, on the 27th day of July, 1875.—Dated at Nowra, this 30th day of June, 1875.

W. LOVEGROVE,
C.L.A.

Portion 62. Island of Comarong, 36 acres 1 rood 30 perches.
Portion 63. Island of Comarong, 28 acres 1 rood.

No. 15.

DEPARTMENT OF MINES.—SOUTHERN MINING DISTRICT.

APPLICATIONS No. 75/1 and 75/2 (Nowra), for mineral leases, submitted herewith for the consideration of the Honorable the Minister for Mines.

The plans and descriptions have been checked.
No objections appear to have been made.
The number of men proposed to be employed appears reasonable.
The time for commencing work appears to be reasonable.
Applications No. 75/1 and 75/2 (Nowra), Southern Mining District, approved of.

Minute for the Executive Council.—JOHN LUCAS, 9 August, 1875.

No. 16.

MINUTE FOR HIS EXCELLENCY THE GOVERNOR AND EXECUTIVE COUNCIL.

Department of Mines,
Sydney, 9 August, 1875.

THE applications for leases of Crown lands for tin-mining purposes, particularized in the accompanying Schedule, are submitted for the approval of His Excellency the Governor and the Executive Council, in terms of the "Mining Act of 1874."

JOHN LUCAS.

Approved.—H.R., 10/8/75.

The Executive Council advise that the applications for tin-mining leases specified in Schedule be approved, in terms of the "Mining Act of 1874."—ALEX. C. BUDGE, Clerk of the Council.

Min. 75/39, 10 Aug., /75. Confirmed 16 Aug., 1875.

SCHEDULE ALLUDED TO.

No.	Name.	Locality.	Area.	Period.
			a. r. p.	Years.
75-1	George Essary	Parish of Numba, county of St. Vincent	36 1 30	20
75-2	Do.	do. do.	28 1 0	20

No. 17.

MR. G. ESSARY to THE UNDER SECRETARY FOR MINES.

Nowra, 16 October, 1875.

SIR,

Being the holder of two mineral leases situated parish Numba, County St. Vincent, divided by a one-chain road, I have the honor to request that you will recommend that the road dividing the one lease from the other may be reserved or closed (see sketch below), so that I could at any time turn my leases into one mineral conditional purchase. The road in question is of no use whatever, and can only be of assistance to any one who may think fit to do any annoyance. At the present moment the road is impassable, and of course never used, the scrub and timber being very dense. Roads surround the portions on all sides, so that should this road be closed until required by the public it can be of no inconvenience to any one. Such a number of roads surely are never required; the land is now all alienated; the only use they can be is to put persons like myself to a considerable expense in fencing, for immediately I commence mining operations it would inconvenience me if any persons were allowed to cross the land.

Trusting you will see fit to comply with my request,—

I have, &c.,
GEORGE ESSARY.

Inform,—Cannot recommend it for the purpose named.—J.L., 26/10/75. Informed, 29 Oct., '75.

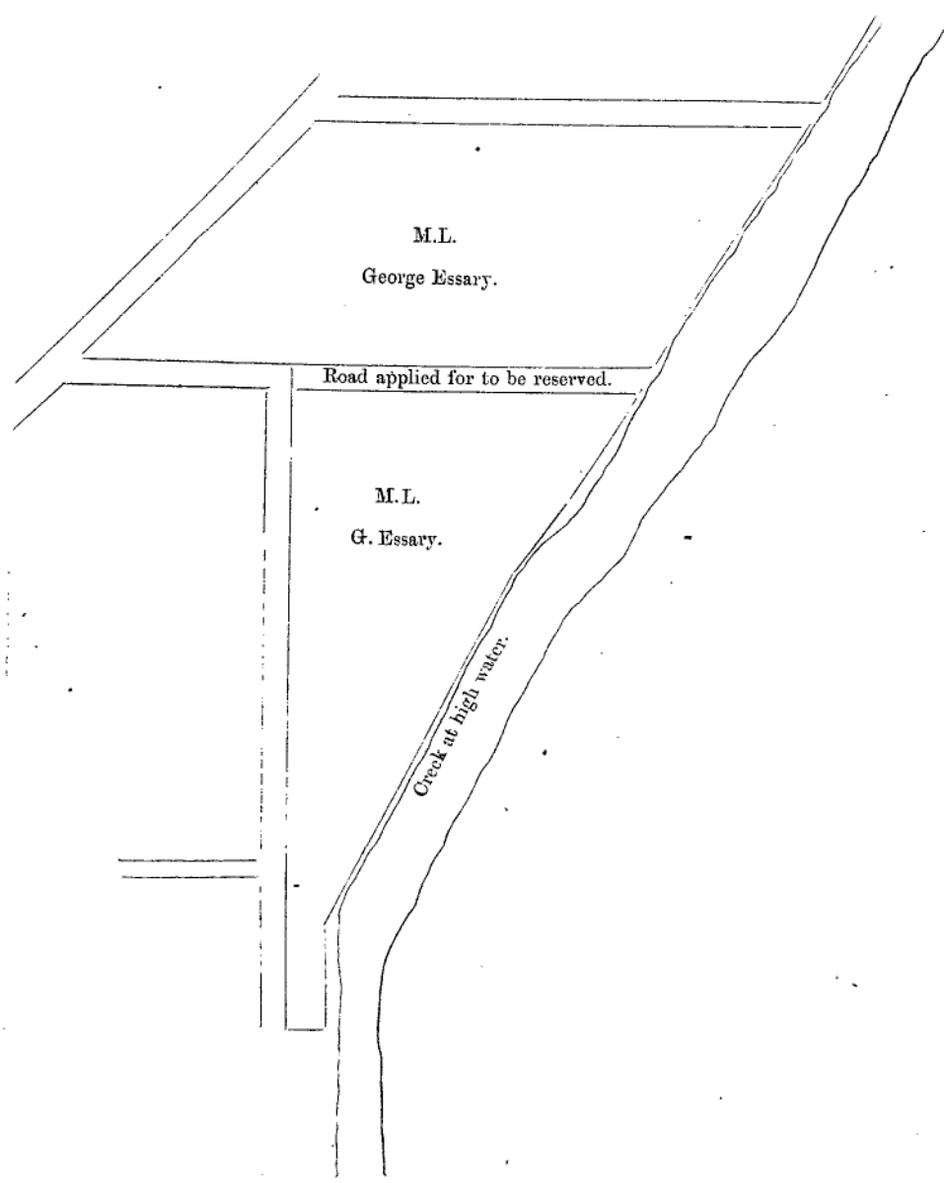

[6d.]

Sydney: Thomas Richards, Government Printer.—1876.

1875–6.

LEGISLATIVE ASSEMBLY.

NEW SOUTH WALES.

COMERONG ISLAND.

(APPLICATIONS FOR PURCHASE OR LEASE OF.)

Ordered by the Legislative Assembly to be printed, 5 *May*, 1876.

FURTHER RETURN to an *Order* made by the Honorable the Legislative Assembly of New South Wales, dated 15 February, 1876, That there be laid upon the Table of this House,—

"Copies of all applications for the conditional purchase, cancellation of "roads, purchase by Volunteer Land Orders, or for lease for mining pur- "poses, of all unalienated land at Comerong Island, Shoalhaven River, "County of St. Vincent, and all papers connected with such applications."

(*Mr. Cameron.*)

SCHEDULE.

NO.		PAGE.
1.	Letter from H. R. Way to the Minister for Lands, on behalf of Donald Currie and David Thorburn, relative to their application to take up land at Comerong Island, with minute thereon. 24 August, 1874	3
2.	Letter from W. Lovegrove to the Under Secretary for Lands, respecting reservation of Comerong Island, with notification of revocation of temporary Reserve, and tracing. 25 August, 1874	3
3.	Telegram from Land Agent, Shoalhaven, to Under Secretary for Lands, respecting the area of Comerong Island. 28 August, 1874	4
4.	Letter from James Kennedy to the Minister for Lands, requesting revocation of part of Comerong Island, with minute by Surveyor General thereon, and application for conditional purchase, description, and receipt, and *Gazette* notice of reserve from sale. 28 August, 1874	4
5.	Executive Council minute and Schedule and revocation of portion of Reserve at Comerong Island. 2 November, 1874	5
6.	*Gazette* notice of revocation of temporary Reserve, Comerong Island, with description. 6 November, 1874	5
7.	The Under Secretary for Lands to James Kennedy, respecting application to conditionally purchasing portion 61, Comerong Island. 18 November, 1874	5
8.	The Under Secretary for Lands to the Crown Lands Agent, Shoalhaven, respecting increase of area of portion 61, Comerong Island. 18 November, 1874	6
9.	The Under Secretary for Lands to H. R. Way, respecting refusal of Crown Land Agent, Shoalhaven, to accept conditional purchase applications from Donald Currie and D. Thorburn. 27 November, 1874	6
10.	H. R. Way to the Under Secretary for Lands respecting application by Mr. Currie for certain portions of land at Comerong. 1 December, 1874	6
11.	Report from Crown Land Agent, Shoalhaven, accompanying application made by Eliza Waters to conditionally purchase 40 acres of land, Island of Comerong, portion 61, with a similar application by James Kennedy, to conditionally purchase same portion, with description, with memo. of ballot. 10 December, 1874	6
12.	Letter from David Brown Walker on behalf of James Kennedy, with reference to a selection of land made by him at Comerong Island, with minutes thereon, and decision of the Minister. 31 December, 1874	7
13.	Letter from David Brown Walker to the Minister for Lands, respecting application of Mr. James Kennedy to select land, Comerong. 11 January, 1875	8
14.	Under Secretary for Lands to D. B. Walker, respecting application of James Kennedy for lot 61, Comerong Island. 22 January, 1875	8

15. Under Secretary for Lands to Eliza Walters, respecting application for the conditional purchase of lot 61, Comerong Island. 22 January, 1875 8
16. Under Secretary for Lands to Crown Lands Agent, Shoalhaven,, in reference to James Kennedy's applications for conditional purchase of lot 61. 22 January, 1875 9
17. Eliza Walters to the Minister for Lands, respecting the possession of her conditional purchase by James Kennedy. 22 February, 1875 9
18. Henry J. Withers & Co. to Under Secretary for Lands, requesting, on behalf of James Kennedy, that the conditional purchase made by Elizabeth Walters at Shoalhaven on 18 November, 1874, should be cancelled. 26 February, 1875 9
19. Application by James Kennedy for the purchase of improved Crown land on Comerong Island, with report thereon. 2 March, 1875 9
20. Under Secretary for Lands to Eliza Walters, Numba, respecting improvements on land at date of selection. 31 March, 1875 10
21. Application for purchase of improved Crown land by James Kennedy, with minutes. 7 April, 1875 10
22. Henry Withers & Co. to Under Secretary for Lands, requesting the cancellation of a portion of the Reserve on Comerong Island, with minutes thereon and tracing. 27 May, 1875 10
23. Henry J. Withers & Co. to Under Secretary for Lands, enclosing declaration by James Kennedy of non-residence by Miss Walters on her conditional purchase, and minutes. 11 June, 1875 10
24. Wilson and Rankin to the Minister for Lands, respecting the forcible resistance made by James Kennedy to Eliza Walters' possession of conditional purchase on Comerong Island, with minutes thereon. 6 July, 1875 11
25. Report of Land Agent at Shoalhaven on Eliza Walters' application on Comerong Island, and Kennedy's counter claim. 21 July, 1875..... 11
26. Wilson and Rankin to the Minister for Lands, forwarding fee for appraisement of improvements on land selected by Eliza Walters on Comerong Island. 7 August, 1875 12
27. Under Secretary for Lands to Eliza Walters, with refund form. 7 August, 1875 12
28. Under Secretary for Lands to Land Agent, Shoalhaven, notifying that Eliza Walters' conditional purchase to be void. 7 August, 1875 12
29. Under Secretary for Lands, notifying that voucher form for refund of deposit, forwarded to Eliza Walters. 7 August, 1875..... 12
30. Under Secretary for Lands to Wilson and Rankin, notifying that the selection of Miss E. Walters to be void. 7 August, 1875 13
31. Crown Solicitor to the Under Secretary for Lands, respecting the petition of David Thorburn, and judgment of Primary Judge therein. 19 August, 1875 13
32. Licensed-Surveyor C. H. Dale to the Surveyor General, reporting on improvements made by James Kennedy on the portion of land, No. 61, Comerong Island, with minutes thereon. 28 October, 1875..... .. 13
33. Appointment of appraiser by Government, and Schedule. 13 November, 1875..... 13
34. Under Secretary for Lands to C. H. Dale, appraiser—instructions as to value of improvements. 13 November, 1875 14
35. Under Secretary for Lands to C. H. Dale, conveying instructions as to mode of appraisement and Schedule. 13 November, 1875..... 14
36. Henry J. Withers to Under Secretary for Lands, notifying, on behalf of James Kennedy, the appointment of an appraiser on his behalf, with Schedule therein referred to, and declaration by Henry Moss. 24 November, 1875 14
37. Under Secretary for Lands to James Kennedy, respecting the appointment of appraiser, and date of holding Court of Appraisement. 21 March, 1876 15
38. David Brown Walker to the Minister for Lands, on behalf of James Kennedy, requesting arbitration to be proceeded with. 24 March, 1876 15

COMERONG ISLAND.

No. 1.

MR. H. R. WAY to THE MINISTER FOR LANDS.

118, Elizabeth-street,
24 August, 1874.

SIR,

I have the honor, on behalf of Donald Currie and Mr. David Thorburn, to call your attention to their respective applications to take up land at Comerong Island, handed to the Land Agent at Nowra on the 20th instant, which I am informed he refused to accept, alleging that as the blocks were separated by roads the applications could not be received. Not with the papers. Query—Shoalhaven.

Messrs. Currie and Thorburn have been advised that the objection raised by the Land Agent is not borne out by the Act 25 Vic. No. 1, and that their applications should have been accepted if no other objection is raised.

I shall be obliged by your informing me what view the Government take of the matter.

I have, &c.,
H. R. WAY.

Nowra is not a head office where applications should be made. The persons herein named should state what portion they wished to select under the 13th clause. Upon receipt of above information a reply can be given.—R. D. FITZGERALD, for the S.G., 16 Oct., 1874.

No. 2.

MR. W. LOVEGROVE to THE UNDER SECRETARY FOR LANDS.

Shoalhaven, 25 August, 1874.

SIR,

With reference to Comerong Island I had the honor of pointing out last week that whilst the proclamation of the 7th July revoked the Reserve as to 1,359½ acres the plan sent to me reserved all except about 820. 8 August, 1874. See Appendix A.

If the Government really wish to reserve the remainder of the island I think no time should be lost in arranging this, as I am already threatened with two law-suits from disappointed applicants, and it is quite possible this discrepancy may be one of their strong points. Do. B. Do. C.

At this moment if applications were tendered to me for the selection of lots 74, 75, 76, 77, 78, 79, 80, I do not conceive I should have any right to refuse them, for although they are marked "Reserved from sale" on the chart it is certain that the proclamation has revoked the Reserve.

I have, &c.,
W. LOVEGROVE.

(A.)

Shoalhaven, 8 August, 1874.

Sir,

I have the honor to acknowledge receipt of the map of Comerong Island, and of a telegram deciding that it was not open for selection till the 13th instant. See Appendix C. Do. D.

I should not have applied for information on this latter point, but from seeing a letter from Sydney in which it was stated that the writer was informed at the Land Office that it was open on the 6th.

I am afraid a mistake has been made in the advertisement revoking the Reserve, as the area thrown open is stated to be 1,359½ acres, exclusive of roads, whereas by the boundaries the total area described is only about 850 acres, inclusive of roads, and this agrees with the colouring of the map.

I have, &c.,
W. LOVEGROVE.

(B.)

Department of Lands,
Sydney, 7 July, 1874.

Revocation of Temporary Reserve.

IT is hereby notified, for general information, that His Excellency the Governor, with the advice of the Executive Council, has been pleased to revoke, under the 6th section of the "Crown Lands Alienation Act of 1861," the temporary reservation from sale of the portions of land hereinafter described,—the revocation to take effect at the expiration of thirty clear days from this date.

JAMES S. FARNELL.

County of St. Vincent, parish of Numba, Comerong Island, 1,359½ acres, exclusive of roads: Commencing on the Shoalhaven River at the north-east corner of portion 86; and bounded thence on the east by the east boundary of that portion and portion 83 and its southerly continuation to the north boundary of portion 56; thence by the north boundary of that portion bearing east to its north-east corner; thence by the east boundaries of portions 56, 57, and 60, bearing south to the south-east corner of the latter portion; thence by the south boundary of that portion bearing west 33 chains; and thence by the eastern boundaries of portions 61, 62, and 63 southerly, to the south-east corner of the latter portion, being the north boundary of reserve No. 14, notified 31st May, 1872; thence by the north boundary of that Reserve and a line west to the east boundary of portion 92; thence by the east boundaries of that portion and portion 93 southerly, to the south-east corner of the latter portion; on the south, on the west, and on the north-west, by the southern boundaries of that portion and portion 73 westerly, to the south-western boundary of that portion north-westerly, and the western boundaries of portions 72, 71, 70, 69, 68, 67, and 66 northerly, to the north-west corner of the latter portion; thence by the north and part of the east boundaries of that portion easterly 4 chains 86 links, and southerly 4 chains; thence by a line east 1 chain and the south boundary of Reserve 12, notified 31st May, 1872, east 4 chains, the east boundary of that Reserve and its northerly prolongation 5 chains in all, to the south boundary of portion 84; thence by part of that boundary westerly, and the west boundary of that portion northerly, to the Shoalhaven River; and thence by that river downwards to the point of commencement.

(D.)

(D.)

TELEGRAM from The Under Secretary for Lands to The Land Agent, Shoalhaven.

Sydney, 5 August, 1874.

NOT open until the 13th. Some of the land is measured in a way which will preclude its being conditionally purchased.

No. 3.

TELEGRAM from THE UNDER SECRETARY FOR LANDS to THE LAND AGENT, SHOALHAVEN.

Sydney, 28 August, 1874.

THE area given in the advertisement, revoking the Reserve on Comerong Island, is incorrect; but the *Gazette* notice is so clearly defined that no possible injury can accrue.

No. 4.

MR. J. KENNEDY to THE MINISTER FOR LANDS.

Numba, Shoalhaven,
28 August, 1874.

SIR,

See Appendix A. On the 20th day of the present month I applied to the local Land Agent here for 40 acres 12 roods, being portion 61 of the Island of Comerong, and a piece 1 rood wide on the east boundary, if necessary, to complete the measurement. On the same day I received from Mr. Lovegrove a memorandum refusing my application, on the ground that the piece to the eastward is a Reserve, and the area of the portion applied for is said to be only 39 acres 3 roods. I would now respectfully suggest to you, Sir, to revoke a small portion of the Reserve, say 1 rod wide, on the east boundary. This would give me the full quantity I require, viz., 40 acres; and would allow me to take up the land under the 13th section of the "Crown Lands Alienation Act of 1861."

I may mention the revocation of the rod of ground to the eastward will not in any way hinder the navigation as the lot will only be the edge of a mangrove swamp.

By giving this matter your early consideration you will confer a great obligation on

Yours, &c.,
JAS. KENNEDY.

Revoke so much of the Reserve adjoining the portion as will make the portion an area of not less than 40 acres.—J.S.F., 8/9/74.

Memo.—Chief Draughtsman,—In order to carry out the above the portion necessary to complete the 40 acres had better first be shown on the plan of measurements, Comerong Island.—M.E., 18 September.

Appendix B. Submitted for the consideration of the Minister for Lands, that the portion of Reserve at Comerong Island, notified 25th June, 1872, as defined by the accompanying description and containing 26 perches, be cancelled in accordance with the Hon. the Minister for Lands B.C., 8 September, 1874.—J.S.A., for the Surveyor General, 31st October, 1874. Under Secretary for Lands.

(A.)

APPLICATION by James Kennedy for the conditional purchase, without competition, of 40 acres 12 roods unimproved Crown Lands, under section 13 of the Lands Alienation Act of 1861.

Tendered to me with a deposit of £10 1s. 3d., this 20th day of August, 1874, at 10 o'clock.

W. LOVEGROVE,
Agent for the sale of Crown Lands at Shoalhaven.

---

20 August, 1874.

Sir,

I am desirous of purchasing, without competition, under the 13th section of the "Crown Lands Alienation Act of 1861," the portion of unimproved Crown Land hereunder described, containing 40 acres 12 roods; and I herewith tender the sum of £10 1s. 3d., being a deposit at the rate of five shillings (5s.) per acre on the area for which I apply, and on which it is my intention to reside.

I am, &c.,
JAMES KENNEDY,
Numba.

To the Agent for the Sale of Crown Lands, Shoalhaven.

[*Enclosure to* A.]

DESCRIPTION, &c.

County of St. Vincent, parish of Numba, 40 acres 12 roods, being portion 61, Island of Comerong, and a piece 1 rod wide on the east boundary, if necessary, to complete the boundary.

Copy receipt, Conditional Purchase, Police District of Shoalhaven, 12 November, 1874, at 10 o'clock.

RECEIVED from James Kennedy, of Numba, the sum of £10, being a deposit of 5s. per acre on 40 acres of unimproved land, situated at Comerong Island, in the county of St. Vincent, and which I have selected by a written application as a purchase under the 23rd section of the Lands Alienation Regulation, dated 1st November, 1861.

W. LOVEGROVE,
Agent for the Sale of Crown Lands, Shoalhaven.

Refused.—The piece to the eastward is marked Reserve, and the area of the portion is said to be 39 acres 3 roods. I have had no other application tendered for it.—W. LOVEGROVE, C.L.A., Nowra, 20 August, 1874.

(B.)

(B.)

Department of Lands,
Sydney, 24 June, 1872.

NOTICE IN GOVERNMENT GAZETTE.

Reserve from Sale, Comerong Island.

HIS Excellency the Governor, with the advice of the Executive Council, directs it to be notified that in pursuance of the provisions of the 4th section of the "Crown Lands Alienation Act of 1861," the land specified in the schedule appended hereto shall be reserved from sale.

J. S. FARNELL.

County of St. Vincent, parish of Numba, about 1,670 acres: The island known as Comerong Island: Bounded on the east from the Crookhaven River by the Pacific Ocean, northerly, to the Shoalhaven River; on the north by that river upwards to the channel dividing this island from A. Berry's land, Numba; on the west by that channel, southerly; and on the south by that channel, easterly, and the shallow channel dividing it from Mangrove Island, and by the Crookhaven River, to the point of commencement.

No. 5.

MINUTE PAPER FOR THE EXECUTIVE COUNCIL.

Department of Lands.
Sydney, 2 November, 1874.

IT is recommended to His Excellency the Governor and the Executive Council that the temporary reservation of the portions within described and particularized in the annexed Schedule be now revoked under the 6th section of the "Crown Lands Alienation Act of 1861,"—the revocation to take effect at the expiration of thirty clear days from the date of notification in the *Government Gazette*.

JAMES S. FARNELL.

SCHEDULE.

Registration Number.	Date of Notification of Reserve.	General Description of Reserve.
74/9354.....	25 June, 1874...	Portion of Reserve at Comerong Island, county of St. Vincent, parish of Numba.

The Executive Council advise that the temporary reservation of the portions of land herein specified be revoked in terms of the 6th clause of the "Crown Lands Alienation Act of 1861," to take effect from the date stated.

ALEX. C. BUDGE,
Clerk of the Council.

Approved.—H.R., 5/11/74.

The necessary portion of the Reserve having been cancelled as directed by the Hon. the Minister, applicant should probably be informed.—ROBT. D. FITZGERALD, for Surveyor General. Under Secretary for Lands, B.C., 14 Nov., 1874. Appendix.

The Land Agent, Shoalhaven, should be informed that portion 61, Comerong Island, has been increased in area to 40 acres by revocation under *Gazette* notice, dated 7 November, 1874, to take effect 30 clear days from that date, of portion of adjoining Reserve.

Under Secretary for Lands.

The original having been noted, the papers should now be returned to the Charting Branch for further action.—G.L. Approved.—J.S.F., 20/11/74.

No. 6.

Department of Lands,
Sydney, 6 November, 1874.

NOTICE IN GOVERNMENT GAZETTE.

Revocation of Temporary Reserve.

IT is hereby notified, for general information, that His Excellency the Governor, with the advice of the Executive Council, has been pleased to revoke under the 6th section of the "Crown Lands Alienation Act of 1861," the temporary reservation from sale of the portion of land hereinafter described, the revocation to take effect at the expiration of thirty clear days from this date.

J. S. FARNELL.

County of St. Vincent, parish of Numba, Comerong Island, 26 perches: The part of the Reserve included within the following boundaries: Commencing at the south-east corner of portion 61; and bounded on the west by lines bearing north 26 degrees 36 minutes east, 10 chains and 2 links north 27 degrees 40 minutes east 4 chains; on the north by a line bearing east 21 links; on the south-east by a line south-westerly to the point of commencement.

No. 7.

THE UNDER SECRETARY FOR LANDS to MR. J. KENNEDY.

Department of Lands,
Sydney, 18 November, 1874.

SIR,

With reference to your letter of the 28th August last, requesting that, in order to admit of your conditionally purchasing portion 61, the area of the same may be increased to 40 acres by the revocation of a small part of Comerong Island Reserve, I am directed to inform you that in accordance with instructions given by the Minister for Lands, 26 perches of the reserve alluded to were revoked by *Gazette* notice, dated *7th instant, and thirty clear days thereafter portion 61 will be available for selection, to which effect the Land Agent at Shoalhaven has been apprised. No. 4. * 6th.

I have, &c.,
W. W. STEPHEN.

No. 8.

No. 8.

THE UNDER SECRETARY FOR LANDS to THE CROWN LANDS AGENT, SHOALHAVEN.

Department of Lands,
Sydney, 18 November, 1874.

SIR,

I am directed to inform you that, in view of a communication addressed to this Department by Mr. James Kennedy, the area of portion 61, Comerong Island, has been increased to 40 acres by the revocation under *Gazette* notice, dated *7th instant, of a small part of the adjoining Reserve.

* 6th.

2. The revocation will take effect thirty clear days after the date stated, when the portion alluded to (61) will be available for conditional purchase.

I have, &c.,
W. W. STEPHEN.

No. 9.

THE UNDER SECRETARY FOR LANDS to MR. H. R. WAY.

Department of Lands,
Sydney, 27 November, 1874.

SIR.

No. 1.

With reference to your letter of the 24th August last, respecting the Shoalhaven Crown Land Agent's refusal to accept conditional purchase applications from Donald Currie and D. Thorburn respectively, on account of the blocks required being separated by roads, I am directed to invite you to state what portions your clients wished to secure, on receipt of which information a reply will be given to your inquiry.

I have, &c.,
W. W. STEPHEN.

No. 10.

MR. H. R. WAY to THE UNDER SECRETARY FOR LANDS.

111, Elizabeth-street, Sydney,
1 December, 1874.

SIR,

No. 9.
No. 1.

In reply to your letter of the 27th November last, inviting me to state what portion of the land at Comerong my clients wish to secure, I have the honor to inform you that Mr. Currie made application for portions 55, 58, 59, 61, 62, and 63, and Mr. Thorburn for portions 83, 84, 85, and 86.

An early reply to my letter of the 24th August will greatly oblige.

I have, &c.,
H. R. WAY.

The plan of these portions does not show that any conditional purchases have been made for them, nor have I any applications for the portions. They are probably in hand.—F.W.R., 17 Dec., /74.

Have the papers ever been received?—19/12/74.

I cannot trace them during this year in the index, which is up to date of last entry.—H.W.

Mr. Way should be requested to state the dates of the application and to furnish full particulars.—20/12/74.

No. 11.

CROWN LAND AGENT'S REPORT.

*6th. See No. 6

REPORT to accompany an application for portion 61 of Comerong Island, and including a revoked Reserve (*Government Gazette*, *7 Nov.)

Nowra, 10 Dec., 1874.

Appendix A.

This application is made by Eliza Walters, through an agent, Donald Currie, for 40 acres at Comerong.

See Appendix A to No. 4.

At 10 o'clock this day Mr. Currie and Mr. James Kennedy protested against any application being received for the said land, inasmuch as the land was his, he having tendered the money for it to me on the 20th August, and maintaining that the lot, without any addition, contained 40 acres. That he had since resided on the land, and had improved the land by falling about 20 acres, which he estimates at more than £40 in value, and that therefore no one has a standing to select it as unimproved land, even supposing the land were not his. Having

Appendix B.

made this protest he tendered an application, under protest, so as to deprive himself of no chance, and the lot being balloted for was won by a representative of Eliza Walters, after and notwithstanding which Mr. Kennedy refuses to give up possession until dispossessed by law; and this report being read to both parties they both agree that it is a fair report of the proceedings.

W. LOVEGROVE, C.L.A.

Returned to Charting Branch, to ascertain whether the portions of land mentioned in application refused by Land Agent, were available for conditional purchase on 20th August last. The Reserve was apparently only revoked on 27th July last, twenty-four days previously to date of application.

(A.)

APPLICATION by Eliza Walters for the conditional purchase, without competition, of 40 acres unimproved Crown Land, under section 13 of the "Crown Lands Alienation Act of 1861."

Tendered this 10th day of December, 1874, at 10 o'clock.

W. LOVEGROVE,
Agent for the sale of Crown Lands at Shoalhaven.

10 December, 1874.

Sir,

I am desirous of purchasing, without competition, under the 13th section of the "Crown Lands

See Appendix B.

Alienation Act of 1861," the portion of unimproved Crown Land hereunder described, containing 40 acres; and I herewith

herewith tender the sum of £10, being a deposit at the rate of five shillings (5s.) per acre on the area for which I apply, and on which it is my intention to reside.

I am, &c.,
DONALD CURRIE,
Agent for Eliza Walters.

To the Agent for the Sale of Crown Lands, Shoalhaven.

DESCRIPTION.

40 acres, county of St. Vincent, Island of Comerong, being portion 61 and 26 perches of a Reserve revoked by *Government Gazette* notice of 7th Nov., 1874.

(B.)

APPLICATION by James Kennedy, under protest, for the conditional purchase, without competition, of 40 acres unimproved Crown Lands, under section 13 of the "Crown Lands Alienation Act of 1861."

Tendered this 10th day of December, 1874, at 10 o'clock.

W. LOVEGROVE,
Agent for the sale of Crown Lands at Shoalhaven.

10 December, 1874.

Sir,

I am desirous of purchasing, without competition, under the 13th section of the "Crown Lands Alienation Act of 1861," the portion of unimproved Crown Land hereunder described, containing 40 acres; and I herewith tender the sum of £10, being a deposit at the rate of five shillings (5s.) per acre on the area for which I apply, and on which it is my intention to reside.

I am, &c.,
JAMES KENNEDY.

To the Agent for the Sale of Crown Lands at Shoalhaven.

DESCRIPTION.

County of St. Vincent, parish of Numba, 40 acres, being portion 61, at Comerong Island, and an extension easterly, being a Reserve revoked by *Gazette* notice of *7 November, 1874, that is supposing there are not 40 acres in portion 61 without said revocation, and that my former applications are treated as nullities.

* th. See No. 6.

Presented and balloted for under protest and lost, 10 December, 1874.—W. LOVEGROVE, C.L.A.

No. 12.

MR. D. B. WALKER to THE MINISTER FOR LANDS.

Greenhills, Nowra, Shoalhaven,
31 December, 1874.

SIR,

Mr. James Kennedy, of Numba, Shoalhaven, has consulted me with reference to a certain selection of land made by him at Comerong Island, and which selection is now in dispute, though it appears to me that my client is justly entitled to same.

I have advised Mr. Kennedy that a letter should be written to you, setting out fully the whole facts of the case, and asking for your decision in the matter. Acting under such advice, Mr. Kennedy has instructed me to write you herein. I therefore do myself the honor to lay before you the whole facts of the case. It appears that Mr. Kennedy, on the 20th August last, made application to the Land Agent at Shoalhaven to select lot "61" on Comerong Island, but the agent declined the application, stating that there was not sufficient land in lot "61" to warrant a selection—there being only some 39 acres 3 rods marked on the map. After the interview with the agent here, Kennedy went to Sydney, and informs me that he saw you in the matter, and also wrote you on the 28th of August last, and to which you replied by your letter of the 18th November, 1874. Prior to the receipt of your letter (of 18th November), viz., about 12th November, Kennedy made a further application for the land, and at the same time paid a deposit of £10 for same, and received a receipt, signed by the Land Agent. About the 10th December instant J. Kennedy met the Land Agent (Mr. Lovegrove), who asked him to make another application for the land, which he did under protest, stating that his application of the 12th November was valid in all respects. At the time of making such application, viz., on 10th December, another application for the same lot "61" was tendered by one Donald Currie, as agent for a Miss Walters, the aunt of a Mr. John Walters, a clerk in your Department. The Land Agent, having two applications for the same land, demanded a ballot, and to which Kennedy submitted under protest, and was unsuccessful. The ballot was taken in the hat of the Land Agent, and not in a box, as required by the Regulations, and was therefore in my opinion invalid. At the time of making the selection, viz., on 12th November, the Land Agent had the *Government Gazette*, containing the Proclamation of the 6th November, 1874, referring to the land in question, before him, and told Kennedy that the land might have been selected without having the Reserve revoked, owing to the same not being marked on the map as a "Reserve." Kennedy has had possession of the land since the month of August last, and has made improvements to over the value of £40, and should you deem it advisable he is willing to take the land under the improvement clause, and to pay the full amount of the balance of purchase money without further delay. On Saturday, the 26th inst., possession of the land was demanded by Mr. John Walters, of your Department, and refused. With all these facts I am fully of opinion that my client (Mr. James Kennedy) is justly entitled to the land, and that the application made in December was done to oblige the Land Agent, and under protest; and again, the land being improved to the full extent of its value before it was open for selection, could not be conditionally selected. And I am further of opinion that Miss Walters is simply a nominee in the matter, and that the real owner of the land, as far as Miss Walters is concerned, is Mr. John Walters, of your Department, he having demanded possession. Trusting that you will favour me with a reply hereto at your earliest convenience,

See Appendix A to No. 4.

No. 4.

No. 7. Not with the papers.

See Appendix A to No. 11.

No. 6.

I have, &c.,
DAVID BROWN WALKER.

P.S.—The forms of application and receipt for £10 are in due accordance with law. I will transmit copies of same by to-morrow's post.—D.B.W.

James Kennedy, on 28th August, 1874, wrote stating that on the 20th of that month he applied to the Land Agent at Shoalhaven for 40 acres, being portion 61 of the Island of Comerong, and piece 1 rood wide on the east boundary, if necessary, to complete the measurement, and that on the same day he received from Mr. Lovegrove a memorandum refusing his application, on the ground that the piece to the eastward was a Reserve, and that the area

No. 4.

area of the portion applied for was said to be only 39 acres 3 roods; that he (Kennedy) would respectfully suggest to the Minister for Lands to revoke a small portion of the Reserve, say 1 rood wide on the east boundary, in order to give him the full quantity he required, viz., 40 acres. The Secretary for Lands upon the above letter gave instructions to revoke so much of the Reserve adjoining the portion as would make the portion an area of not less than 40 acres. The portion of the Reserve in question, containing 26 perches, was revoked by notice in *Gazette* on
*6th. No. 6 *7th November, 1874, the revocation to take effect at the expiration of thirty clear days from that date. Five days after the date of the *Gazette* notice (on the 12th) James Kennedy conditionally purchased 40 acres under the 13th section, and described the land as portion 61, Island of Comerong, and a piece of land to the eastward, hitherto reserved, but thrown open by advertisement in the *Government Gazette*. It has been recommended that the application should be declared void, on the grounds that it was for portion 61, which was deficient by 26 perches of 40 acres, and that it was made within the time (thirty clear days) within which that portion of the Reserve was still excepted from conditional purchase or sale.

No. 11. The Land Agent, on the 10th December, 1874, forwarded an application made by Eliza Walters through an agent, Donald Currie, on that date, for portion 61 of Comerong Island, including a revoked Reserve, and reported that at 10 o'clock on the 10th Currie and James Kennedy were in attendance, when the latter protested against
See Appendix A to No. 4. any application being received for the said land, inasmuch as the land was his, he having tendered the money for it on the 20th of August, and maintaining that the lot without any addition contained 40 acres, and that he had since resided on the land and had improved the land by falling about 20 acres, which he estimated at more than £40 in value, and that therefore no one had a standing to select it as unimproved land, even supposing the land were not his.

Kennedy having made the protest, tendered an application under protest, and the lot was won by ballot by the representative of Eliza Walters, after, and notwithstanding which, Kennedy refuses to give up possession until dispossessed by law.

The Land Agent alleges that he read the above report to both parties, and that they agreed that it was a fair report of the proceedings. 16/1/75.

It is clear from the statements herein that Eliza Walters is entitled to portion 61 as selected by her.—J.S.F., 19/1/75.

This decision should be acted upon at once, all parties being apprised.—W.W.S., 20 Jan.

No. 13.

MR. D. B. WALKER to THE MINISTER FOR LANDS.

Greenhills, Nowra,
Shoalhaven, 11 January, 1875.

SIR,

In accordance with the postscript contained in my letter to you of the 31st December last I do myself
See Nos. 4 & 10 the honor to forward herewith copies of the two applications of James Kennedy to select 40 acres of land at Comerong Island, Shoalhaven, also a deposit receipt for £10 in respect of said selection. I also do myself the honor to inform you that Miss Walters has not occupied the land as in terms of the 25th regulation of the Lands Act regarding *bonâ fide* residence.

Trusting that you will favour me with a reply herein at your earliest convenience,

I have, &c.,
DAVID BROWN WALKER.

No. 14.

THE UNDER SECRETARY FOR LANDS to MR. D. B. WALKER.

Department of Lands,
Sydney, 22 January, 1875.

SIR,

In reply to your letter of the 31st December last, on behalf of Mr. James Kennedy, respecting the applications made by him for lot 61 in Comerong Island, I am directed to inform you that his application of 20th August last for the land in question was refused by the Crown Lands Agent, Shoalhaven, in consequence of the lot referred to containing less than 40 acres.

With regard to the application made by your client on the 12th November for the same land, I am to state that as the full area of 40 acres was deficient by 26 perches, which were not available for conditional purchase or sale until the expiration of thirty clear days from 7th November, the date of the revocation of the portion of the adjoining Reserve embraced by the conditional purchase, the Minister for Lands has decided that the purchase should be declared void.

A voucher for the refund of the deposit money is now enclosed, which should be forwarded to the Auditor General for payment.

In regard to the third application for same lot, which was made by your client on 10th December, 1874, I am to point out that this land having also been applied for by Miss Eliza Walters at the same time, and won by ballot by her agent, Mr. Kennedy cannot lay any claim to the land.

I have, &c.,
W. W. STEPHEN.

No. 15.

THE UNDER SECRETARY FOR LANDS to MISS ELIZA WALTERS.

Department of Lands,
Sydney, 22 January, 1875.

MISS,

See No. 11. In reference to the application made by you on the 10th ultimo for the conditional purchase of lot 61, containing 40 acres, in Comerong Island, the same land having also been applied for by Mr. James Kennedy on 20th August, 12th November, and 10th December last, I am directed to apprise you that Mr. Kennedy's first application was refused by the Crown Lands Agent, Shoalhaven, in consequence of the lot referred to containing less than 40 acres.

With regard to the second application made by Mr. Kennedy, I am to state that as the full area of 40 acres was deficient by 26 perches, which were not available for conditional purchase or sale until the expiration of thirty clear days from 7th November last, the date of the notification of the portion of the Reserve embraced by the purchase, the Minister for Lands has decided that the purchase should be declared void, and a voucher for the refund of the deposit money has now been sent to the applicant.

In

In reference to the application for said lot, made by Mr. Kennedy on 10th December, he has been informed that the land having also been applied for by you at the same time, and won by ballot by your agent, he cannot have any claim to the land.

Your application has therefore been accepted, subject to the conditions of residence being complied with.

I have, &c.,
W. W. STEPHEN.

No. 16.

THE UNDER SECRETARY FOR LANDS to THE CROWN LANDS AGENT, SHOALHAVEN.

Department of Lands.
Sydney, 22 January, 1875.

SIR,

In reference to a communication received from Mr. D. B. Walker, of Nowra, on the 31st ultimo, on behalf of Mr. James Kennedy, respecting the three applications, of dates 20th August, 12th November, and 10th ultimo, made by him for the conditional purchase of lot 61, in Comerong Island, I am directed to apprise you that Mr. Walker has been informed that his client's first application for the land in question was properly refused by you, in consequence of the lot referred to containing less than 40 acres; and that the second application has now been declared void for the reason stated in the printed letter forwarded to you by this day's post. No. 12

2. In reference to the third application, Mr. Walker has been apprised that the same land having also been applied for by Miss E. Walters at same time, and won by ballot by her agent, his client cannot have any claim to the land.

3. Miss Walters' purchase will therefore stand subject to the conditions of residence being complied with.

I have, &c.,
W. W. STEPHEN.

No. 17.

MISS ELIZA WALTERS to THE MINISTER FOR LANDS.

658, Elizabeth-street, Sydney,
22 February, 1875.

SIR,

I have the honor to state that after the receipt of your letter of the 22nd January, referring to my conditional purchase at Comerong Island, I for the second time proceeded to occupy the land, but was again prevented from doing so by Kennedy, who is still keeping forcible possession, and who says he will not give it up until compelled to do so by Government. See No. 15.

I have the honor therefore to request that you will cause the necessary steps to be taken for his removal, in order that I may be able to comply with the Act and reside on the land.

I have, &c.,
ELIZA WALTERS.

No. 18.

H. J. WITHERS & Co. to THE UNDER SECRETARY FOR LANDS.

Exchange Corner, Sydney,
26 February, 1875.

SIR,

On behalf of Mr. James Kennedy, we request that you will cancel the conditional purchase made by Elizabeth Walters, on the 18th November, 1874, at Shoalhaven, the land being improved to the value of £60 in clearing, building house, &c., thereon, all of which were made by our client. No. 11.

Mr. Kennedy has made application to be allowed to purchase it under the 8th clause of the Alienation Act. Being portion 61, parish of Numba, Comerong Island.

We have, &c.,
HENRY J. WITHERS & Co.

Miss Walters should be warned as to the land containing improvements; Messrs. Withers & Co. should be apprised.—C.E.N., 13/3/75.

E. Walters warned. Mr. Withers informed personally.—31 March, 1875.

No. 19.

APPLICATION BY JAMES KENNEDY.

Application for the Purchase of Improved Crown Lands.

Exchange Corner,
Sydney, 2 March, 1875.

SIR,

Having made the improvements detailed below, and which I estimate to be worth £60, I have the honor to apply that I may be permitted to purchase, without competition, under the provisions of the "Crown Lands Alienation Act of 1861," the Crown Lands on which they stand; and which are described hereunder.

The improvements are now in my possession.

I have, &c.,
JAMES KENNEDY,
By his Agent—HY. J. WITHERS & Co.

The Minister for Lands, Sydney.

Nature of improvement:—Falling timber and cutting up same, and bark hut.

DESCRIPTION OF LAND.

County of St. Vincent, parish of Numba, on Comerong Island, allotment 61, section

Warden,

Warden, Southern Mining District, for report (value and ownership of improvements required).—G.L., March 11, 1875.

This portion of land is not within a gold field; it has been conditionally purchased by Kennedy.—B.C. Young, 27 April, 1875.—G. O'M. Clarke. This application was cancelled by application by Kennedy for this portion, sent Licensed-Surveyor Clarke, 7/4/75.

No. 20.

The Under Secretary for Lands to Miss Eliza Walters.

Department of Lands.
Sydney, 31 March, 1875.

Miss,

It having been represented that the 40 acres of land conditionally purchased by you at Shoalhaven on the 10th December, 1874, were improved at the date of selection, I am directed to caution you against improving the land in question, as your application will be cancelled should it be found, after inquiry, that the improvements alluded to are of sufficient value to bar selection.

I have, &c.,
W. BLACKMAN,
For the Under Secretary.

No. 21.

Application by James Kennedy.

Application for the Purchase of Improved Crown Lands.

Exchange Corner,
Sydney, 7 April, 1875.

Sir,

Having made the improvements detailed below, and which I estimate to be worth £60, I have the honor to apply that I may be permitted to purchase, without competition, under the "Crown Lands Alienation Act of 1861," the Crown Lands on which they stand, and which are described hereunder.

The improvements referred to are now in my possession.

I have, &c.,
JAMES KENNEDY,
Per Henry T. Withers & Co.

The Minister for Lands, Sydney.

Nature of improvements:—Felling timber and erecting hut.

Description of Land.

Comerong Island, Numba, portion 61.

Mr. Licensed-Surveyor Clarke, for report as to the value of its improvements, and as to any other circumstances touching this application to purchase.—G.L., for Surveyor General, 7 April, 1875.

Returned—not in my District.—G. Clarke, L.-S., 29/9/75.

Mr. Licensed-Surveyor Dale, for report, 14 October, 1875.

No. 22.

H. Withers & Co. to The Under Secretary for Lands.

Exchange Corner,
Sydney, 27 May, 1875.

Sir,

We have the honor to request that you will cancel a portion of Reserve on Comerong Island, County of St. Vincent, as described: Commencing at the south-west corner of portion 82; thence north, thence easterly, thence south, thence west to point of commencement, an area of 40 acres. We understand that this Reserve was recommended by the Harbours and Rivers Department to prevent the drift sand filling up the river, which would have taken place if the land had been sold and cleared.

The position referred to by us is so situated that its reservation cannot be of any service to prevent drift sand passing. Should this portion be revoked there will still be the same width of Reserve from the ocean as at present.

We have, &c.,
HENRY WITHERS & Co.

The land referred to is included within a Reserve made to preserve the natural brush and timber, thereby preventing the sand drift into the river, to the serious injury of the navigation. The application should be referred to the Engineer-in-Chief of Harbours and Rivers as to objections (if any exist) to the cancellation of that part of the Reserve applied for. The Reserve is shown by a green edging on the enclosed tracing.—Robt. D. Fitzgerald, for Surveyor General. Under Secretary for Lands, 14 June, 1875.

Not with the papers.

Under Secretary for Public Works—W.W.S., B.C., 2/7 July, 1875.

Mr. Moriarty, for report accordingly.—W.R.A., B.C., 5/7/75.

Before reporting on this matter I should like to visit and examine the ground myself, which I shall probably be enabled to do in about a fortnight. Perhaps the Surveyor General could also spare time to visit it.—E.O.M., 16/7/75.

I can attend almost any day that may be proposed by Mr. Moriarty.—P.F.A.

No. 23.

H. J. Withers & Co. to The Under Secretary for Lands.

Exchange Corner.
Sydney, 11 June, 1875.

Sir,

Appendix A. E. Walters' 40 acres, 18 Nov., 1874.

We beg to forward you declaration by James Kennedy of non-residence by Miss Walters on her conditional purchase, noted in margin. We are informed that Miss Walters has never resided one day on this selection; therefore we request that you will at once obtain a report as to the facts of the case, and should our statement

statement be found correct, that you will forfeit the selection at once. We would suggest that the Land Agent may make a report; he is residing near the land referred to. By awaiting the surveyor or inspector's report great delay will take place, and in the meantime land is being held contrary to the Land Act.

We have, &c.,
HENRY J. WITHERS & Co.

The Land Agent may be requested to make inquiries and report at once.—T.G., 10/7/75.

The attention of the Secretary for Lands should, I think, be drawn to Mr. Wilson's letter before taking action on the above memo.—16/7/76. See No. 25.

The Land Agent to be asked to report immediately.—W.W.S., B.C., 19 July, 1875.

[*Enclosure to No.* 23.]

Declaration of James Kennedy.

I, JAMES KENNEDY, of Shoalhaven, do solemnly and sincerely declare that the applicant, Elizabeth Walters, for portion 61, parish of Numba, county of St. Vincent, did not reside on the land within one month of her lodging the application at the Land Office; neither has she since been on to the land, her place of residence being in Sydney both now and previous to her applying for the land: And I make this solemn declaration, conscientiously believing the same to be true, and by virtue of the provisions of an Act made and passed in the ninth year of the reign of Her present Majesty, intituled, "*An Act for the more effectual abolition of oaths and affirmations taken and made in various departments of the Government of New South Wales, and to substitute declarations in lieu thereof, and for the suppression of voluntary and extra-judicial oaths and affidavits.*"

JAMES KENNEDY.

Made and signed before me at Greenhills, this 6th day of March, 1875.—JAS. WADDINGTON, J.P.

No. 24.

MESSRS. WILSON & RANKIN to THE MINISTER FOR LANDS.

227, George-street,
Sydney, 6 July, 1875.

SIR.

On the 10th December, 1874. Miss Eliza Walters selected 40 acres on Comerong Island, but she has been forcibly prevented taking possession by one James Kennedy, who was in illegal occupation of the land, and claims that Miss Walters' selection was illegal as he had improvements on the land.

This is not correct, as in the first place the land was not under lease to Kennedy or any other person; and, secondly, there was not at the time of selection any improvement on the land such as would under any circumstances bar selection. Since the date of Miss Walters' selection Mr. James Kennedy has erected improvements on the land, with the view of if possible preventing Miss Walters obtaining it.

Miss Walters has made three attempts to take quiet possession of her selection, but has on each occasion been forcibly prevented by Kennedy, who had firearms in his hands, so that Miss Walters considered her life in danger should she have persisted.

Under these circumstances we respectfully beg that you will cause immediate steps to be taken to put Miss Walters into peaceable possession of her legally acquired selection.

We have, &c.,
WILSON & RANKIN.

MEMO.

Department of Lands, Sydney,—Can an immediate report be made on this case? What has Works Department to do with it?—6 July.

It cannot be stated in Charting Branch why these papers were sent to Works Department, and no positive answer can be given in their absence; but, from the recollection of the officer who has dealt with the case, Miss Walters obtained the land by ballot; and that letter has been forwarded as much in evidence why she has been unable to fulfil conditions of residence, when that question is considered, as with the hope of obtaining the intercrence of the Government in giving her possession of her land.—H.F. (for) 12 July. The U.S. for Lands.

The whole matter depends apparently upon the value of improvements at date of selection; and as the original report of the Land Agent, as then ascertained, will probably afford the means of deciding the question, the papers should be obtained from the Mining Department with as little delay as possible.—W.W.S. U.S. for Mines, B.C., 4 August, 1875.

I cannot find that the report referred to ever reached this department.—H. W., 4/8/75. The U.S. for Lands, B.C., 4 August, 1875.

It would be more satisfactory if the report as to the value of the improvements could be found. However, in its absence, I think from the Land Agent's notes of his report there will be no doubt the land was improved to such an extent as to bar conditional purchase. If this is doubted the value could be ascertained by appraisement.—T.G., 5/8/75.

No. 25.

LAND AGENT'S REPORT.

Eliza Walters' Application on Comerong Island and Kennedy's counter claim.

MY report on this accompanied Miss Walters' application, and I had better commence by giving a copy of it as it does not seem to be at hand. "This application is made by Eliza Walters through an agent, Donald Currie, for 40 acres at Comerong. At 10 o'clock this day Mr. Currie and Mr. James Kennedy were in attendance when Mr. Kennedy protested against any application being received for the said land, inasmuch as the land was his, he having tendered the money for it to me on the 20th August, and maintaining that the lot, without any addition, contained 40 acres—that he had since resided on the land, and had improved the land by falling about 20 acres, which he estimates at more than £40 in value, and that therefore no one has a standing to select it as unimproved land, even supposing the land were not his."

Having made this protest he tendered an application, under protest, so as to deprive himself of no chance, and the lot being balloted for was won by the representative of Miss Eliza Walters, after and notwithstanding which, Mr. Kennedy refuses to give up possession until dispossessed by law, and this report being read to both parties they agree that it is a fair report of the proceedings.

Nowra, 10 December, 1874.

W.L., C.L.A.

The

The next step was a very curious one. The matter somehow got into the Department of Mines, and I received a letter from the Gold Warden at Young, requesting me to furnish a report as to "whether the sale of the portion would interfere with gold mining, and if not whether any objection existed to the sale to Kennedy of the land, also as to the ownership and value of improvements."—(Dated 12 April, 1875.)

Not with the papers.

On receipt of the letter I went (with the officer in charge of the Police, who is also Crown Lands Bailiff), to the land and examined the improvements; I found Kennedy residing. I reported on the 20th April to the Gold Warden, the heads of my report being as follows:—1. That the matter was not connected with mining. 2. That the land was improved when the application of Eliza Walters was made. 3. That if the land contained 40 acres on the 20th August, 1874 (39 acres 3 roods on the plan), it belonged to Kennedy, otherwise it might be sold by auction and such conditions made as might seem just to the Government.

Not with the papers.

Not required.

My report, which was accompanied by a plan and details of the improvements amounting to £80, is probably in the Mines Department or the Warden's office at Young.

I have, &c.,
W. LOVEGROVE, C.L.A.

Nowra, Shoalhaven, 21 July, 1875.

No. 26.

WILSON & RANKIN TO THE MINISTER FOR LANDS.

227, George-street, 7 August, 1875.

SIR,

We herewith forward the fee of £1 1s. for the appraisement of the improvements said to have been in the 40 acres selected by Miss Eliza Walters on Comerong Island, on the 10th December, 1874, the date of selection, and beg respectfully to protest against the Hon. the Minister for Lands acting on the report of the Nowra Land Agent, to the effect that "the land in question is improved to the extent of £80," as we have already reported that a person named Kennedy has since the date of selection erected improvements on the land in question, so that the Land Agent should have reported on the value of improvements at the date of selection, and not on the value of the improvements erected by Kennedy, with the view of preventing Miss Walters obtaining possession of the land, as she is legally entitled to.

We have, &c.,
WILSON & RANKIN.

No. 27.

THE UNDER SECRETARY FOR LANDS TO MISS ELIZA WALTERS.

Department of Lands,
Sydney, 7 August, 1875.

MISS,

I am directed to inform you that the application made by you at Shoalhaven on the 10th December, 1874, for the conditional purchase of 40 acres of land is void on account of improvements.

2. Enclosed is a form which, on being filled up and forwarded to the Treasury, with the authority signed by you, together with your deposit receipt, will enable you at once to obtain the refund of the deposit paid on account of the above.

I have, &c.,
W. BLACKMAN,
For the Under Secretary.

P.S.—If you dispute the value of the improvements you may appeal to appraisement.

REVENUE REFUNDED.

Department of Lands, Conditional Purchase Branch, Dr. to Eliza Walters, spinster.

For the following Refund, viz.:—	Amount to be Refunded.
	£ s. d.
Land Office at Shoalhaven; date of selection, 10th day of December, 1874; deposit paid on 40 acres; selection void. Deposit to be refunded on 40 acres	10 0 0

I certify that the amount charged in this voucher as to computation, casting, and rate, is correct, and that the refund is duly authorized in terms of the Audit Act.

W. W. STEPHEN,
Under Secretary for Lands.

No. 28.

THE UNDER SECRETARY FOR LANDS to THE CROWN LANDS AGENT, SHOALHAVEN.

Department of Lands.
Sydney, 7 August, 1875.

SIR,

I am directed to inform you that the application of Eliza Walters (spinster), on the 10th December, 1874, for the conditional purchase of 40 acres of land is void on account of improvements.

2. A form for refund of deposit has been forwarded for the signature of the applicant, the nature of which you will be so good as to explain to her, if required.

I have, &c.,

Pro the Under Secretary.

No. 29.

THE UNDER SECRETARY FOR LANDS to THE UNDER SECRETARY FOR FINANCE AND TRADE.

Department of Lands.
Sydney, 7 August, 1875.

SIR,

Eliza Walters, spinster. Shoalhaven. 40 acres, 10 Dec., 1874.

I am directed to inform you that the conditional purchase noted in the margin being void on account of improvements, a voucher for refund of deposit (£10) has been forwarded for the signature of the applicant, which you will have the goodness to liquidate on presentation.

I have, &c.,
W. BLACKMAN,
For the Under Secretary.

No. 30.

No. 30.

THE UNDER SECRETARY FOR LANDS to MESSRS. WILSON & RANKIN.

Department of Lands,
Sydney, 7 August, 1875.

GENTLEMEN,

Referring to your letter of the 6th of July last, on behalf of Miss Eliza Walters, respecting the conditional purchase of 40 acres, made by her at Nowra on the 10th of December, 1874, which has also been claimed by Mr. James Kennedy, I am directed to inform you that it appears from a report of the Crown Lands Agent at Nowra that the land in question is improved to the extent of £80. See No. 25. See No. 21.

The selection of Miss E. Walters has therefore been declared void. If your client is not satisfied with this valuation of the improvements, but wishes to have them appraised, it will be necessary for her to pay the sum of £1 1s. into the Colonial Treasury as appraisement fee.

I have, &c.,
W. W. STEPHEN.

No. 31.

THE CROWN SOLICITOR to THE UNDER SECRETARY FOR LANDS.

Crown Solicitor's Office,
Sydney, 19 August, 1875.

Thorburn *v.* The Queen.

SIR,

I have the honor to inform you that the petition of David Thorburn, of Numba, near Shoalhaven, by which he claimed to be entitled to be dealt with as a purchaser under the 13th section of the "Crown Lands Alienation Act of 1861," of certain lands at Comerong Island, Shoalhaven, came on for hearing yesterday before His Honor the Primary Judge in Equity, when judgment was given in favour of the Crown, the petition being dismissed with costs. See No. 1.

I have, &c.,
JOHN WILLIAMS,
Crown Solicitor.

No. 32.

MR. LICENSED-SURVEYOR DALE to THE SURVEYOR GENERAL.

Nowra, 28 October, 1875.

SIR,

I have the honor to state that, in accordance with your B.C. of the 14th October, 1875, I proceeded, on the 27th instant, to inspect the improvements made by James Kennedy, on the portion of land, No. 61, parish of Numba, county of St. Vincent, situated on Comerong Island. Appendix to No. 21.

I found that about 35 acres had been cleared and burnt off.

	£	s.	d.
Value, at £2 10s. per acre	87	10	0
The house is not worth more than	2	10	0
Dog-leg fencing round the greater portion	10	0	0
	£100	0	0

Applicant was on the ground at the date of my visit.

This portion is entirely isolated, and I have no other work in the neighbourhood, and distant from my camp 16 miles, so I trust that the special rate of one day in the field may be sanctioned for this service.

I have, &c.,
C. H. DALE,
Licensed Surveyor.

It is recommended applicant James Kennedy be informed that it appears from the records of this department that the portion of land referred to (61, parish Numba) is not under lease to him, and consequently it cannot be alienated to him on account of improvements.—R. D. FITZGERALD (for Surveyor General), 23 Dec., 1875.

Submitted: As this land is not under lease to Kennedy is it necessary that the appraisement as to the improvements should be carried out?—J.E.

Yes—between Walters and the Crown, at date of selection.—L.T., 3/1/76.

No. 33.

APPOINTMENT OF APPRAISER BY GOVERNMENT.

WHEREAS on the 10th December last Eliza Walters, of Numba, Shoalhaven, applied to purchase, under the 13th section of the "Crown Lands Alienation Act of 1861," 40 acres of land at Comerong, in the County of St. Vincent, as hereunder described: See No. 11.

And whereas James Kennedy, of Shoalhaven, in the Colony of New South Wales, has protested against such purchase, on the ground that the land was sufficiently improved at the date of application, viz., 10 December, 1874, to bar selection: See No. 21.

Now I, the Under Secretary for Lands, having been duly authorized by the Minister for Lands, in pursuance of the powers vested in him under and by virtue of the "Crown Lands Alienation Act of 1861," do hereby appoint Charles Headington Dale, of Nowra, in the Colony of New South Wales, to be the appraiser on behalf of the Crown, to appraise the value of the said improvements at the date of application by Eliza Walters, viz., 10th December, 1874.

In witness whereof I have hereto set my hand, 13th day of November, 1875.

W. W. STEPHEN.

[*Schedule*

[*Schedule referred to.*]

To appraise the value of the improvements alleged to exist at the date of application by Eliza Walters, viz., 10th December, 1874, on 40 acres of land, at Comerong Island, Parish of Numba, County of St. Vincent.

No. 34.

THE UNDER SECRETARY FOR LANDS TO MR. LICENSED-SURVEYOR DALE.

Department of Lands,
Sydney, 13 November, 1875.

SIR,

Referring to your appointment as an appraiser on behalf of the Government under the Lands Alienation Act, 1861, I have the honor to inform you that in the appraisement of the value of improvements it will be necessary that you should give your special attention to the following points:—

1. In cases where the applicant appoints an appraiser he will be required to pay all costs of and consequent upon the appointment of such appraiser and of the umpire, the amount whereof will be determined by the appraisers or by the umpire under this Act; and it will be necessary that, before entering upon the consideration of the question referred, you should see that such appointment is in due form, and that the appraiser has made the necessary declaration. The umpire must be appointed by yourself and your co-appraiser before you enter upon the appraisement, for which purpose you will fill in the form on the document appointing the applicant's appraiser. The umpire will, of course, before acting, also make a declaration similar to that of the appraisers. Before consenting to the appointment of an umpire in any case, you should assure yourself that the person proposed is not an applicant to purchase improved lands in the vicinity of that under consideration, and that he is a person of respectable character and repute. On these points it will be proper to seek information and advice.

2. The award must be in writing, and signed by the appraiser, or if more than one, by both the appraisers. If left to the umpire he alone must sign it.

3. You must distinctly understand that the umpire is only to be called upon to act in case of final disagreement between the appraisers, and in that event the matter will be in his sole determination.

4. The appointments and declarations of the appraisers and umpire must be annexed to the award, which is to be forthwith transmitted.

I am, &c.,
W. W. STEPHEN.

No. 35.

THE UNDER SECRETARY FOR LANDS TO MR. LICENSED-SURVEYOR DALE.

Department of Lands,
Sydney, 13 November, 1875.

SIR,

With reference to my letter of instructions of this date, respecting the performance by you of duties as an appraiser on behalf of the Crown, I have now, by authority of the Hon. the Minister for Lands, to forward to you the necessary forms for appraisement of the improvements upon the lands set out in the schedule hereto, applied for to purchase by the person whose name is therein stated, the formal appointment of appraiser being also herein enclosed.

Not required.

2. I have addressed a letter to the applicant, and requested that his reply may be sent to you.

Printed letter, no copy kept.

3. If he concurs in naming you as a sole appraiser you will proceed with the appraisement as explained in my printed letter of this date. If he is desirous of naming an appraiser on his own behalf, you will supply him with one of the forms sent herewith, and you will see that the form with the appended schedule and endorsed declaration is duly completed. If he refuses to concur in your appointment as sole appraiser, or fails to appoint an appraiser on his own behalf, within sixty days from the date of your appointment, you will proceed to complete the appraisement for and on behalf of the Government and applicant, the award in which case will be binding, final, and conclusive upon all parties, forms for making which I also enclose.

Not required.

Not required.

4. A number of forms for the appointment of an umpire are herewith sent, as also forms of award, to be used as the occasion may require.

Not required.

N.B.—You will have the goodness to acquaint Miss Walters of the time and place of holding the Court of Inquiry, in order that she may have an opportunity of producing evidence in her own behalf

I have, &c.,
W. W. STEPHEN.

THE SCHEDULE REFERRED TO.

Registration No.	Names of Parties to the Appraisement.	Area. a. r. p.	Portion.	Situation of Land.
M.S. 75/5631	The Government *v.* James Kennedy	40 0 0	.....	At Comerong, Parish of Numba, County of St. Vincent.

To appraise the value of improvements alleged to exist on the land at the date of application by Eliza Walters, viz., 10th December, 1874.

No. 36.

H. J. WITHERS & CO. TO THE UNDER SECRETARY FOR LANDS.

18, Bridge-street, Sydney,
24 November, 1875.

SIR,

We have the honor to forward you form in which our client, James Kennedy, appoints an appraiser to act with Mr. L.-S. Dale, Government Appraiser, to value certain improvements existing on portion 61, parish of Numba, at the time Miss Eliza Walters selected it.

We have, &c.,
HENRY J. WITHERS & Co.

Please forward to Mr. Dale, to whom it should have been transmitted by Messrs. Withers & Co.—26 Nov.

(B.)

(B.)

Applicant appointing Appraiser on his own behalf.

WHEREAS I, James Kennedy, of Numba, in the Colony of New South Wales, have applied to purchase certain Crown Land situated at Comerong Island, a description whereof is set out in the Schedule hereinafter written: And whereas the Minister for Lands has duly appointed C. H. Dale, Esq., to be the person to appraise the value of the improvements alleged to exist on the said land, on behalf of the Government: And whereas I am desirous of appointing an appraiser on my behalf in the matter aforesaid: Now I, the said James Kennedy, do hereby, in pursuance of the provisions of the "Crown Lands Alienation Act of 1861," appoint Mr. Henry Moss, of Shoalhaven, in the Colony of New South Wales, to appraise on my behalf the value of the improvements: And further, I do hereby undertake and promise the Minister for Lands that I will pay to the person above appointed as appraiser on my behalf, and to any umpire who may be appointed in the matters aforesaid, all costs, charges, and expenses which shall or may become payable to the said appraiser, and to any umpire who may be appointed herein, and that I will hold the Government of the said Colony indemnified from being called upon to pay the said costs, charges, and expenses, or any part thereof.

In witness whereof I have hereunto set my hand, this 22nd day of November, 1875.

JAMES KENNEDY.

[*Schedule referred to.*]

Being portion 61, parish of Numba, county of St. Vincent, 40 acres.

I, the within-named Henry Moss, of Greenhills, do solemnly and sincerely declare that I am not directly or indirectly interested in the matter referred to me, and that I will faithfully, honestly, and to the best of my skill and ability, hear and determine the matters referred to me under the "Crown Lands Alienation Act of 1861."

HENRY MOSS.

Subscribed and declared this 22nd day of November, A.D. 1875, before me,—JAMES ALDCORN, J.P.

No. 37.

THE UNDER SECRETARY FOR LANDS to MR. J. KENNEDY.

Department of Lands,
Sydney, 21 March, 1876.

SIR,

Adverting to my letter of the 10th December last, apprising you of the appointment of Mr. F. V. Hunter* to appraise on behalf of the Government the value of the improvement effected by you upon the land noted in the margin, prior to the date upon which it was selected by Miss E. Walters, and inviting you to appoint an appraiser on your own behalf, I am now directed to inform you that as the land in question is not under lease to you the appraisement will be carried out between the forementioned and Miss Walters. No copy kept. *Instead of Mr. Lic.-Surv. Dale.

2. Mr. Hunter has been instructed to acquaint you of the time and place of holding the Court of Appraisement, in order that you may have an opportunity of producing evidence on your own behalf.

I have, &c.,
W. W. STEPHEN.

No. 38.

MR. D. B. WALKER to THE MINISTER FOR LANDS.

Greenhills, Shoalhaven,
24 March, 1876.

SIR,

Mr. James Kennedy, of Comerong Island, Shoalhaven, has requested me to reply to your communication to him of the 21st instant in respect of the "free selection" held by him at Comerong Island, Shoalhaven, and to which one Miss Walters prefers certain claims. No. 37.

My client is completely at a loss to understand the communication received, as he was fully of opinion that the matter had been referred to arbitration as far as the improvements of the land were concerned, especially after the Government had appointed Mr. Surveyor Hunter as their arbitrator and my client had appointed Mr. Henry Moss, of Greenhills, Shoalhaven, as his, and was, until the receipt of your communication referred to, awaiting the holding of such arbitration.

My client, presuming that there must be some mistake in the matter of your communication of the 21st instant, would feel extremely obliged by your at once causing the arbitration by Messrs. Hunter and Moss to be proceeded with, for as the matter now stands it is a source of very great annoyance to my client in many respects.

Trusting you will favour me with an early reply hereto,

I have, &c.,
DAVID BROWN WALKER.

[2 Plans.]

Sydney: Thomas Richards, Government Printer.—1876.

[1*s.* 6*d.*]

Appendix A.

PLAN OF

COMARONG ISLAND,

ON THE

SHOALHAVEN RIVER,

with its subdivision into cultivation allotments.

COUNTY ST VINCENT.

Scale 20 Chains to an Inch.

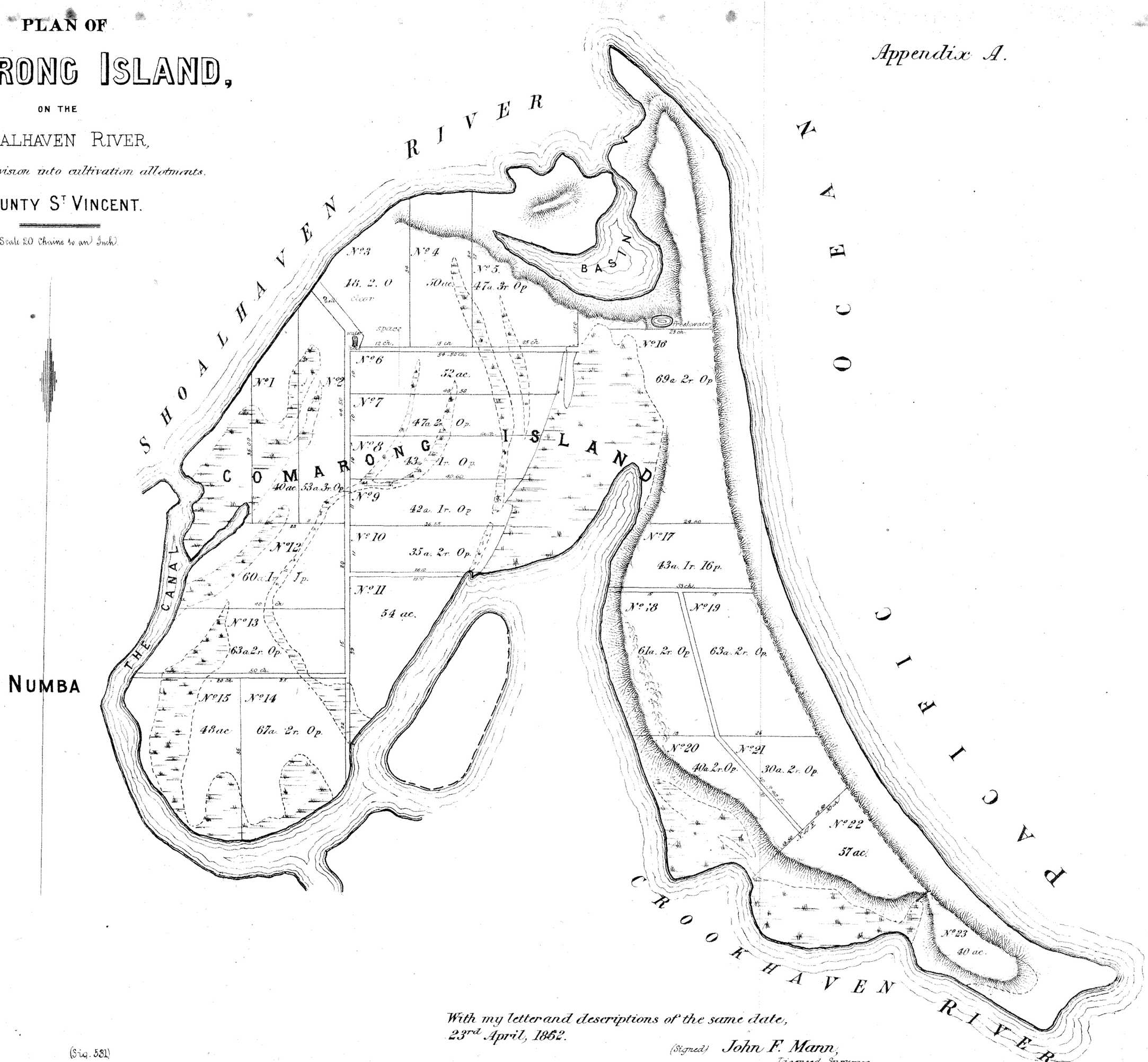

With my letter and descriptions of the same date,
23rd April, 1862.

(Sig. 581)

(Signed) *John F. Mann,*

APPENDIX. B.

Sale at Nowra 27th Jan.y 1875.
Country Lots A to K
Portions 55 58 59 66 69 72 76 83 to 86.

COMARONG ISLAND

Tracing from

PLAN

of 36 Portions of Land Measured for Sale.
Reserves for Pilot Station, Water supply, Landing place, Custom-House, situated in the

Parish of Numbaa.

COUNTY OF ST VINCENT

Reserved from Sale-see Notice Gov.t Gaz 25 June, 72.
Ms 3784. 72

See 74-68 Mc see Permission given to Donald Mc Lean to occupy for grazing purposes pending sale. No timber to be cut nor soil to be removed. Annual rent £10

That part of Temporary reserve No.d 25th June, 72, included within portions 55 to 65, 65 to 75, 83 to 93, Revoked by Gaz Notice 7th July 74. Part of Res adjoining the east boundary of Portion 61 containing 26 Perches cancelled by Gaz Notice 7th Nov.r 74

This plan cancels P.234. 787.

C. P. 54. 13850 declared Void 6th August 1875

Road between portions 62 and 63 should not be alienated Vide Minute on Rds 75/5319

Mangrove Island.
Covered at high Water and during periods of Floods.

Apple tree Orchard Island
Mangrove swamp and scrub.

Shallow Channel

Shifting sandspit subject to floods and tidal influence

SHOALHAVEN RIVER

PACIFIC OCEAN

CROOKHAVEN RIVER

Numbo Barn

Scale of Chains

Transmitted to the Surveyor General with my letter of 29th June, 1871, No 71/40.

W.H. Binsted 71/20 72 W.B.
Licensed Surveyor.

(Sig 531.)

NOTES

Surveyed with Theodolite
Marked according to Regulations
Date of Survey.

CORNERS.

Corner	Bearing	Links	Print.	Number on Tree.
A	No tree near.			
B	No tree near.			
C	225° 15'	64	Woollybutt	84
D	265° 30'	85	Woollybutt	84
E	315°	93	Woollybutt	84
F	No tree near.			
G	No tree near.			
H	345°	74	Woollybutt	68
I			Mangrove	67
J	335°	45	Mangrove	69
K	25° 30'	85	Mangrove	67, 68
L	215° 30'	28	Oak	64
M	114° 30'	24	Oak	69
N	256°	19	Mangrove	70
O	304° 15'	11	Woollybutt	70, 71
P	131° 45'	19	Oak	72
Q	42° 30'	20	Mangrove	72, 73
R	242°	13	Mangrove	73
S	142°	18	Mangrove	73
T	42° 30'	39	Oak	90
U	302° 15'	25	Oak	91, 92
V	104°	96	Mangrove	93
W	194°	20	Gum	90, 91
X	116° 30'	124	Sycamore	90
Y	330°	84	Apple	69
Z	55°	69	Apple	69
a	156°	11	Oak	69
b	No tree near			
c	No tree near			
d	No tree near			
e	No tree near.			
f	147° 30'	62	Woollybutt	86
g	6° 30'	16	Oak	83
h	9°	40	Woollybutt	83
i	90° 30'	32	Oak	82
j	0° 15'	81	Oak	56
k	30°	19	Oak	97, 96
l	No tree near.			
m	No tree near.			
n	No tree near.			
o	No tree near.			

TRAVERSE.

Number	Bearing	Distance
1	264° 0'	446
2	44° 30'	1,056
3	119° 15'	716
4	179° 3'	1,653
5	179° 3'	654
6	150° 45'	1,000
7	90° 0'	330
8	165° 15'	711
9	142° 30'	406
10	142° 30'	601
11	192° 30'	726
12	270° 0'	600
13	225° 45'	990
14	82° 15'	1,782
15	158° 45'	1,001
16	181° 30'	2,063
17	270° 0'	132
18	225° 15'	770
19	159° 15'	1,045
20	240° 15'	1,508
21	70° 0'	495
22	314° 15'	1,116
23	179° 15'	495
24	134° 15'	990
25	154° 0'	990
26	114° 30'	1,353
27	90° 0'	1,320
28	70° 15'	616
29	82° 30'	643
30	105° 0'	572
31	97° 0'	1,716
32	101° 15'	1,331
33	47° 15'	643
34	30° 15'	891
35	203° 15'	693
36	270° 0'	165
		2)50 58

CORNERS.

Corner	Bearing	Dist.	Print.	Nos on Trees	Corner	Bearing	Dist.	Print.	Nos on Trees
A	90° 0'	69	Woollybutt	86	N	332° 0'	15	Cedar	88, 89
B	134° 30'	32	Oak	86	O	251° 30'	40	Hickory	87, 88
C	74° 0'	8	Honeysuckle	83	P	182° 0'	12	Myrtle	89
D	146° 0'	11	Lilly-pilly	89	Q	110° 0'	15	Cedar	90
E					R	339° 0'	90	Mangrove	60, 90
F	226° 30'	86	Apple	73	S	90° 0'	5	Mangrove	62
G	119° 30'	45	Woollybutt	83	T	107° 0'	37	Oak	60
H	105° 0'	13	Oak	85	U	126° 0'	12	Hickory	60
I	148° 30'	25	Oak	84	V	344° 0'	14	Sycamore	62
J	263° 15'	16	Dead stump	84	W	322° 0'	20	Hickory	90
K	56° 30'	83	Woollybutt	68	X	174° 30'	29	Dead tree	70
L	192° 0'	56	Woollybutt	67	Y	276° 15'	9	Saltbush	70, 71
M	158° 30'	78	Sapelina	85	Z	3° 15'	29	Saltbush	90, 91
N	342° 0'	18	Brushwood	87	a	180° 0'	5	Tea-tree	71
O	176° 0'	6	Tea-tree	88	b	224° 30'	20	Tea-tree	91
P	240° 0'	44	Leather-jacket	86	c	112° 30'	19	Dead tree	71
Q	188° 0'	29	Woollybutt	89	d	116° 0'	89	Oak	72
R	170° 30'	17	Woollybutt	88	e	190° 30'	15	Oak	72
S	45° 0'	16	Myrtle	66	f	92° 30'	7	Oak	72
T	180° 0'	10	Saltbush	65	g	45° 0'	21	Oak	72, 73
U	159° 0'	10	Mangrove	65	h	209° 0'	25	Woollybutt	91, 92
V	272° 30'	10	Cedar	68	i	104° 0'	7	Oak	73
W	202° 0'	6	Dead tree	69	j	68° 15'	34	Oak	73

1875–6.

LEGISLATIVE ASSEMBLY.

NEW SOUTH WALES.

CROWN LANDS COMMISSIONERS.

(PARTICULARS OF.)

Ordered by the Legislative Assembly to be printed, 10 *May*, 1876.

RETURN (*in part*) containing information asked for in the Legislative Assembly on the 11th February, 1876, by Mr. W. C. Browne, M.L.A., laid on the Table of the House in accordance with the reply given by the Minister for Lands to Mr. Browne's questions in reference to the Crown Lands Commissioners.

Questions Nos. 1 and 4.

LIST of Commissioners of Conditional Purchases.

Names.	Dates of Appointment.	Salary.
(*Question No.* 1.)	(*Question No.* 1.)	(*Question No.* 4.)
A. O. Moriarty	15 October, 1875	£100 0 0 per annum.
W. Johnson	27 August, 1875	500 0 0 „
Geo. O'Malley Clarke	Ditto	500 0 0 „
H. Burne	Ditto	500 0 0 „
T. J. Hawkins	Ditto	500 0 0 „
H. J. Bolding	Ditto	500 0 0 „
J. G. King	Ditto	500 0 0 „
A. C. S. Rose	Ditto	500 0 0 „
J. Delaney	Ditto	500 0 0 „
S. Blythe	24 September, 1875	500 0 0 „

Questions—Nos. 2, 3, 5, and 6.

MR. COMMISSIONER BOLDING to THE UNDER SECRETARY FOR LANDS.

Newcastle, 25 March, 1876.

SIR,

I have the honor to acknowledge receipt of your letter dated yesterday, enclosing copy of questions asked in the Legislative Assembly with reference to the Commissioners appointed under the "Lands Acts Amendment Act of 1875," and I forward herewith the desired replies *seriatim* to questions 2, 3, 5, and 6, as far as it is possible to do so.

I have, &c.,
H. J. BOLDING, J.P.,
Commissioner of Conditional Purchases.

Question No. 2.—Number of days employed in duties as such Commissioner since appointment.
Answer.—About 152 days—having in September, and until the end of October, been chiefly occupied as Acting Police Magistrate and Clerk of Petty Sessions at Raymond Terrace, awaiting the arrival of the present Police Magistrate.
Question No. 3.—The manner in which engaged on those days.
Answer.—1. Travelling to Sydney in September, and while there assisting in arranging districts for Commissioners, and other preliminary matters. 2. Examining documents connected with the respective cases for inquiry. 3. Preparing and issuing summonses to conditional purchasers and witnesses, as appeared necessary in each case.

4. Holding Courts of Inquiry and travelling thereto and therefrom. Examining witnesses thereat and taking down their depositions, and otherwise conducting the proceedings of the Courts as required by law. 5. Subsequently considering the evidence obtained, and preparing reports thereupon, and forwarding the same, after taking copies thereof, to the Under Secretary for Lands. 6. Attending to the necessary office duties, correspondence, &c., &c.

Question No. 5.—Travelling expenses incurred up to 31 January.

Answer.—I have not kept account of items of travelling expenses incurred; but travelling expenses received to that date were £62 8s. 6d.

Question No. 6.—The respective places where such expenses were incurred, with amount at each place.

Answer.—1. In travelling to and from and stopping at Sydney in September, I incurred expenses on steamboats and in Sydney, but have not the items of hotel or other charges. The amount of travelling expenses received for this service was £10, being less than the expenses incurred by me. 2. In November and December, in travelling to and from and stopping at Stroud, Paterson, Wollombi, Muswellbrook, Scone, Murrurundi, and Sydney, I incurred expenses at the several places named and on the way thereto and therefrom, but I have not preserved hotel accounts, &c., &c. These expenses included railway fare, £3 7s; coaches and other conveyances, £6 10s., &c. The time occupied was 29 days. I applied for and received travelling expenses, £24 18s. 6d. 3. Travelling in January on steamboats, at Sydney, on the Clarence River, at Grafton, at Lawrence, to and from Lawrence and Casino, at Casino, again at Lawrence and Grafton, at sea, and at Sydney. I incurred expenses of which I have not kept the precise items during 28 days. My expenses incurred included—for steamboats, £8; coaches, &c., £2 16s., which, with hotel and incidental charges, exceeded the amount of travelling expenses received, viz., 22 days at 25s., £27 10s.

H. J. BOLDING, J.P.,
Commissioner for Conditional Purchases.

Newcastle, 25 March, 1876.

No. 2.

MR. COMMISSIONER JOHNSON to THE UNDER SECRETARY FOR LANDS.

Commissioner's Office,
Deniliquin, 27 March, 1876.

SIR,

In reply to your communication of the 24th instant, I do myself the honor, for the information of the Honorable the Secretary for Lands, to afford as far as it is possible for me to do so, the particulars required for furnishing the return asked for in the Legislative Assembly, with reference to my duties as Commissioner, from the date of my appointment to the 31st January last.

2. With regard to question 2, I may state that I left my head quarters at Bathurst on the 23rd November, for the purpose of holding Courts of Inquiry at Carcoar on the 24th; at Grenfell, on the 29th November; at Forbes, on the 1st December; at Molong, on the 6th December; at Orange, on the 9th December; and at Hartley, on the 16th December; also holding a Court at Bathurst, on the 13th December. Prior to the date of holding these Courts, I was engaged in making the necessary arrangements for the same, in issuing and procuring the service of notices on the respondents, and subsequently in preparing reports on the cases investigated at such Courts.

With respect to question No. 3, it is impossible for me to state how I was employed on each particular day, but I may state that I was either travelling on duty, conducting investigations, or engaged in the performance of the clerical duties incidental to my office, including the necessary correspondence with your department on various matters connected with the working of the system.

Question No. 5.—My travelling expenses amounted (I believe) to £25.

Question No. 6.—Such expenses were incurred at the places specified for holding the Courts, and in the journeys to and from the same; but I cannot further elaborate my reply to this query, having retained no record of the minute particulars required.

I have, &c.,
WHITTINGDALE JOHNSON,
Commissioner.

No. 3.

MR. COMMISSIONER CLARKE to THE UNDER SECRETAEY FOR LANDS.

Land Commissioner's Office,
Young, 27 March, 1876.

SIR,

In compliance with the request contained in your letter of the 24th instant, I have the honor to transmit herewith replies *seriatim* to questions 2, 3, 5, and 6, asked in the Legislative Assembly, with reference to the Commissioners appointed under the "Lands Acts Amendment Act of 1875."

I have, &c.,
G. O'M. CLARKE,
Commissioner.

Replies:—

2. From 1st September, 1875, to the present time.

3. During the period of 56 days, I was absent on Circuit or in attendance at the Department of Lands. The remaining time was devoted to the preparation of cases, reports, &c.

5. £36 5s.

6. Attending at the Department of Lands, £18 15s. Holding Courts of Inquiry at Gundagai and Wagga Wagga, £17 10s.—G.O'M.C.

No. 4.

MR. COMMISSIONER BURNE to THE UNDER SECRETARY FOR LANDS.

Braidwood, 27 March, 1876.

SIR,

In compliance with your letter of the 24th instant, containing certain questions asked by a Member of the Legislative Assembly, relative to the Commissioners appointed under the Lands Acts Amendment Act, I do myself the honor to state in reply to—

Question 2.—I have been employed every week-day as such Commissioner, when not on Circuit, in my office.

Question—

Question 3.—I have been on two Circuits, holding a Court at Bega on the 24th and 25th November and 8th December, 1875; and engaged in writing reports and the performance of other duties till starting again on Circuit, holding a Court at Braidwood on 14th January, 1876, on the 19th at Ulladulla, and on the 7th and 8th ultimo at Eden.
Question 5.—The travelling expenses incurred by me up to 31st January last amounted to £56 5s.
Question 6.—I did not keep a record of the amount paid at each place that I stopped at along the road during my journeys, but that sum was expended to and fro in visiting the places named.

I may here state, that I have had to provide my own horse and equipment of everything necessary to enable me to perform these duties, keeping him shod and properly fed while at head quarters at my own expense.

I have, &c.,
HENRY BURNE,
Commissioner.

No. 5.

MR. COMMISSIONER BLYTHE to THE UNDER SECRETARY FOR LANDS.

I HAVE endeavoured to give the required information herewith. I cannot specify amount expended at each place, as I do not know whether that expenditure should be debited to the place of holding Court entirely or partly to the next Court. I am, however, prepared as stated to give detailed account if required of every day travelled when absent from head quarters.—S. BLYTHE, B.C., 27/3/76.

2. Every lawful day since appointment.
3. Either in office or travelling, or in holding Courts of Inquiry.
5. Forty pounds.

Places:—

6. Uralla, Walcha, Bendemeer, Glen Innes, Tenterfield, Inverell, Warialda. Impossible to state amount at each place. If it is required, a detailed account of miles travelled each day when on duty can be furnished.—SYDNEY BLYTHE, Commissioner, Northern District.

No. 6.

MR. COMMISSIONER KING to THE UNDER SECRETARY FOR LANDS.

Commissioner's Office, Goulburn,
31 March, 1876.

SIR,

In acknowledging the receipt of your letter of the 24th instant, enclosing a copy of certain questions asked in the Legislative Assembly, with reference to the Commissioners appointed under the "Lands Acts Amendment Act of 1875," and requesting replies *seriatim* to questions 2, 3, 5, and 6,—I have the honor to state as follows:—

2. On the 27th Sept., 1875, while at Casino, I first received intimation that I was appointed to the Southern District, with head quarters at Goulburn, and was allowed time to make arrangements for forming a new home.

On the 19th November, I received ninety-eight cases for inquiry, and from that date until the 31st January, 1876, say seventy-three days, I was employed in my duties as Commissioner.

3. In reading over the voluminous correspondence and papers connected with the cases, and taking minutes for my future guidance in holding Courts of Inquiry, making out (in duplicate) notices to conditional purchasers to appear at the Courts, also summonses (in duplicate) to witnesses.

Instructing the officers in charge of Police at the places where Courts were appointed to be held, as to the service of the notices and summonses.

Holding Courts of Inquiry at Cooma, Bombala, Queanbeyan, Goulburn, and Yass, travelling a distance of over 500 miles, making out my reports on the cases heard at such Courts, and transmitting same to the Lands Department.

5. The travelling expenses incurred up to 31st January last amounted to £27 10s.

6. Queanbeyan, Cooma, Bombala, Yass, and intermediate stopping places for rest and refreshment.

I regret being unable to furnish the amount incurred at each place, not being in the habit of keeping a memorandum of expenses when travelling.

I have, &c.,
JOHNSON GEO. KING, L.C.

No. 7.

MR. COMMISSIONER DELANEY to THE UNDER SECRETARY FOR LANDS.

Tamworth,
8 April, 1876.

SIR,

I have the honor, in reply to your letter of the 24th March, to inform you, in answer to the questions of Mr. W. C. Browne, M.P., that I have been employed as stated hereunder:—

Question 2*nd.* 26 days.
,, 3*rd.* Travelling and holding Courts of Inquiry.
,, 5*th.* £7 10s.
,, 6*th.* Somerton, Gunnedah, Boggabri, Narrabri, Currabubula, Breeza, Tambar Springs, Garrawilla, Boggabri, Narrabri, Tamworth, Barraba.

The amount expended I cannot state with certainty; but this I can state on referring to my cheque-book. It has cost me more than the allowance for expenses; I may also state that the distance travelled is 560 miles.

In forwarding this information, I do not include the time occupied in communicating with or answering correspondence with the Lands Department, issuing summonses, and revising the cases on which it is necessary to issue them, besides reporting on all cases in which I hold an inquiry.

I have, &c.,
JOHN DELANEY,
Commissioner.

Sydney: Thomas Richards, Government Printer.—1876.

[3*d.*]

1875–6.

LEGISLATIVE ASSEMBLY.

NEW SOUTH WALES.

CROWN LANDS COMMISSIONERS.

(FINAL RETURNS RESPECTING.)

Ordered by the Legislative Assembly to be printed, 25 *May*, 1876.

Final Return respecting the appointments of Commissioners under the Crown Lands Amendment Act of 1875.

MR. COMMISSIONER HAWKINS to THE UNDER SECRETARY FOR LANDS.

Walmer, Bathurst, 10 May, 1876.

SIR,

I have the honor to acknowledge the receipt of your letter, noted in margin, dated 24th March, 1876, requesting me to reply *seriatim* to certain questions asked in the Legislative Assembly, with reference to the Commissioners appointed under the "Lands Acts Amendment Act of 1875." Absence from office on Circuit has prevented my replying until now.

The questions I am called upon to reply to I find more particularly to be—

2. The number of days each Commissioner has been employed in his duties as such Commissioner since his appointment.
3. The manner in which each was engaged on those days.
5. The travelling expenses incurred by each up to 31st January last.
6. The respective places where such expenses were incurred.

Question 2.—Early part of November, 1875; preparations for travelling on Circuit; obtaining horses, buggy, &c., &c.; issuing summonses to witnesses, and notices to conditional purchasers; arranging with Inspector most suitable time for holding Courts at different places; commenced travelling on Circuit; thirty-one days so employed.

Holding Courts at Rylstone, Mudgee, Coonabarabran, Dubbo, and Wellington, and inquiring and taking evidence in thirty-five cases; preparation of reports in each case, and summing of evidence taken; concluded 29th December, 1875; subsequent correspondence with department connected therewith.

In March, 1876, preparations for Circuit; summonses to witnesses, and notice to conditional purchasers; arranging with Inspector time for holding Courts at different places.

4th April, 1876.—Started on Circuit. 5th. Broke pole of buggy; detained, getting new pole, two days at Orange. 6th. Travelling, M'Kinnon's to Ironbarks, 24 miles. 7th. To Wellington, 25 miles; held Court. 8th. Guiria, 16 miles; rested Sunday; lost a horse, detained in consequence. 11th. Borrowed a horse to Dubbo, 20 miles; held Court. 12th. Talbragar, 20 miles. 13th. Cobrah, 22 miles. 14th (Good Friday). To Denison Town, 20 miles. 15th. Coolah, 22 miles. 16th (Easter Sunday). Horse knocked-up; borrowed another; had to carry feed for horses from Coblah to Coonabarabran. 17th. Box Ridge, 40 miles. 18th. Coonabarabran; and in afternoon of 21st to Box Ridge, 20 miles, on way to Cassilis. 22nd. Coolah, 40 miles. 23rd (Sunday). Rested. 24th. Ditto; horses knocked-up. 25th. Cassilis, 24 miles; roads very heavy. 26th. Ditto. 27th. Held Court. 28th. Gulgong, 46 miles; horses very tired; hard work to get along. 29th. Mudgee, 18 miles. 30th. Ditto (Sunday).

1st May. Mudgee. 2nd. Held Court, Mudgee. 3rd. To Rylstone, 35 miles. 4th. Held Court. 5th. Ilford. 6th. Turon. Warrangunyah; finished Circuit.

Reports of cases now in preparation.

Question 3.—Not expecting on my first Circuit to be called upon to keep diary, I cannot give particulars, but I believe I have explicitly done so with respect to second Circuit, agreeably to instructions regarding travelling expenses.

Question 5th.—Cannot give actual items; did not keep hotel bills, not expecting to be called upon for these particulars; the amount of voucher for travelling expenses, up to 31st January last, was £35.

Question 6th.—I am unable to answer this question. I have kept no record, but it will be done, if required, in future. My expenses on last Circuit will amount to about 40s. a day, owing to the high price of fodder in the interior. It is not safe to travel alone where you may go 30 miles at a stretch without seeing an individual, and 20 miles without water, or more. I include therefore self, servant, and two horses, and I shall be minus £20 last Circuit, without including the loss of a horse.

I have, &c.,
THOS. J. HAWKINS.

TELEGRAM from MR. COMMISSIONER ROSE, ALBURY, to THE UNDER SECRETARY FOR LANDS, SYDNEY dated 10 May, 1876.

Second. Nearly every day. *Third.* Correspondence, issuing summonses, holding Courts, drawing up reports. *Fifth.* £55. *Sixth.* Sydney, £15; Deniliquin, £17; Hay, £3; other travelling, £20; total, £55.

Answers to the questions were posted by me on the 28th of March last.

NOTE.—No such answers received.

Sydney: Thomas Richards, Government Printer.—1876.

[3*d*.]

1875–6.

LEGISLATIVE ASSEMBLY.

NEW SOUTH WALES.

LANDS ACTS AMENDMENT ACT OF 1875.

(COURTS OF INQUIRY TO BE HELD UNDER.)

Ordered by the Legislative Assembly to be printed, 11 *May*, 1876.

Government Gazette, 16 *November*, 1875.

A COURT of Inquiry under the "Lands Acts Amendment Act 1875" will be held for the Southern Coast District at the undermentioned place, on the date specified.

Place.	Where held.	Date.
Bega	Court House	24th November, 1875.

HENRY BURNE,
Land Commissioner.

16 *November*, 1875.

COURTS of Inquiry under the "Lands Acts Amendment Act 1875" will be held for the Central North-western District, at the undermentioned places, on the dates specified.

Place.	Where held.	Date.
Rylstone	Court House	Wednesday, 24th November, 1875.
Mudgee	Do.	Monday, 29th do.
Coonabarrabran	Do.	Tuesday, 7th December, 1875.
Dubbo	Do.	Monday, 13th do.
Wellington	Do.	Friday, 17th do.

T. J. HAWKINS,
Land Commissioner.

Government Gazette, 16 *November*, 1875.

COURTS of Inquiry under the "Lands Acts Amendment Act 1875" will be held for the Northern Coast District, at the undermentioned places, on the dates specified.

Place.	Where held.	Date.
Port Stephens	Court House	Wednesday, 24th November, 1875.
Paterson	Do.	Saturday, 27th do.
Wollombi	Do.	Tuesday, 30th do.
Muswellbrook	Do.	Friday, 3rd do.
Scone	Do.	Tuesday, 7th do.
Murrurundi	Do.	Thursday, 9th do.
Grafton	Do.	Tuesday, 11th January, 1876.
Richmond River	Do.	Tuesday, 18th do.

H. J. BOLDING,
Land Commissioner.

16 *November*, 1875.

COURTS of Inquiry under the "Lands Acts Amendment Act 1875" will be held for the Northern District, at the undermentioned places, on the dates specified.

Place.	Where held.	Date.
Armidale	Court House	Monday, 15th November, 1875.
Walcha	Do.	Thursday, 18th do.
Glen Innes	Do.	Thursday, 25th do.
Tenterfield...	Do.	Tuesday, 30th do.
Inverell	Do.	Friday, 10th December, 1875.
Warialda	Do.	Thursday, 16th do.
Armidale	Do.	Wednesday, 29th do.

SYDNEY BLYTHE,
Land Commissioner.

Government Gazette, 16 *November*, 1875.

COURTS of Inquiry under the "Lands Acts Amendment Act 1875" will he held for the Western District, at the undermentioned places, on the dates specified.

Place.	Where held.	Date.
Carcoar	Court House	Wednesday, 24th November, 1875.
Grenfell	Do.	Monday, 29th do.
Forbes	Do.	Wednesday, 1st December, 1875.
Molong	Do.	Monday, 6th do.
Orange	Do.	Thursday, 9th do.
Bathurst	Do.	Monday, 13th do.
Hartley	Do.	Thursday, 16th do.

WHITTINGDALE JOHNSON,
Land Commissioner.

Bathurst, 4 November, 1875.

COURTS of Inquiry under the "Lands Acts Amendment Act 1875" will be held for the Central South-western District, at the undermentioned places, on the dates specified.

Place.	Where held.	Date.
Gundagai	Court House	Friday, 26th November, 1875.
Tumut	Do.	Monday, 29th do.
Wagga Wagga	Do.	Thursday, 2nd December, 1875.
Young	Do.	Friday, 17th do.
Burrowa	Do.	Monday, 20th do.

GEORGE O'MALLEY CLARKE,
Land Commissioner.

Government Gazette, 19 *November*, 1875.

COURTS of Inquiry under the "Lands Acts Amendment Act 1875" will be held for the Northern District, at the undermentioned places, on the dates specified.

Place.	Where held.	Date.
Armidale	Court House	Monday, 22nd November, 1875.
Walcha	Do.	Thursday, 25th do.
Glen Innes	Do.	Thursday, 2nd December, 1875.
Tenterfield...	Do.	Tuesday, 7th do.
Inverell	Do.	Thursday, 16th do.
Warialda	Do.	Tuesday, 21st do.
Armidale	Do.	Thursday, 30th do.

SYDNEY BLYTHE,
Land Commissioner.

This notice is in lieu of that published in *Gazette* of 16th November, 1875.

COURTS

COURTS of Inquiry under the "Lands Acts Amendment Act 1875" will be held for the South-western District, at the undermentioned places, on the dates specified.

Place.	Where held.	Date.
Albury	Court House	Monday, 13th December, 1875.
Deniliquin	Do.	Monday, 3rd January, 1876.
Hay	Do.	Friday, 21st do.
Balranald	Do.	Friday, 28th do.

ALFRED C. S. ROSE,
Land Commissioner.

Government Gazette, 19 *November*, 1875.

COURTS of Inquiry under the "Lands Acts Amendment Act 1875" will be held for the North-western District, at the undermentioned places, on the dates specified.

Place.	Where held.	Date.
Tamworth	Court House	Wednesday, 8th December, 1875.
Wee Waa, or Narrabri ...	Do.	Wednesday, 22nd do.

JOHN DELANEY,
Land Commissioner.

Government Gazette, 3 *December*, 1875.

COURTS of Inquiry under the "Lands Acts Amendment Act 1875" will be held for the Southern District, at the undermentioned places, on the dates specified.

Place.	Where held.	Date.
Cooma	Court House	7th December, 1875.
Bombala	Do.	14th do.
Queanbeyan	Do.	20th do.

J. G. KING,
Land Commissioner.

Government Gazette, 10 *December*, 1875.

COURTS of Inquiry under the "Lands Acts Amendment Act 1875" will be held for the Northern District, at the undermentioned places, on the dates specified.

Place.	Where held.	Date.
Walcha	Court House	Thursday, 6th January, 1876.
Bendemeer	Do.	Tuesday, 11th do.

SYDNEY BLYTHE,
Land Commissioner.

---

7 *January*, 1876.

COURTS of Inquiry under the "Lands Acts Amendment Act 1875" will be held for the Southern District, at the undermentioned places, on the dates specified.

Place.	Where held.	Date.
Goulburn	Court House	Tuesday, 18th January, 1876.
Yass	Do.	Tuesday, 25th do.

J. G. KING,
Land Commissioner.

---

11 *January*, 1876.

COURTS of Inquiry under the "Lands Acts Amendment Act 1875" will be held for the Southern Coast District, at the undermentioned places, on the dates specified.

Place.	Where held.	Date.
Braidwood	Court House	Friday, 14th January, 1876.
Ulladulla	Do.	Wednesday, 19th do.
Eden	Do.	Friday, 28th do.

HENRY BURNE,
Land Commissioner.

Government Gazette, 11 *January*, 1876.

COURTS of Inquiry, under the "Lands Acts Amendment Act 1875" will be held for the Central South-western District, at the undermentioned places, on the dates specified.

Place.	Where held.	Date.
Young	Court House	Tuesday, 1st February, 1876.
Burrowa	Do.	Wednesday, 9th do.
Gundagai	Do.	Wednesday, 23rd do.
Tumut	Do.	Monday, 28th do.
Wagga Wagga	Do.	Friday, 3rd March, 1876.
Urana	Do.	Tuesday, 14th do.

GEORGE O'MALLEY CLARKE,
Land Commissioner.

---

28 *January*, 1876.

COURTS of Inquiry, under the "Lands Act Amendment Act 1875" will be held for the Northern District, at the undermentioned places, on the dates specified.

Place.	Where held.	Date.
Armidale	Court House	Wednesday, 9th February, 1876.
Inverell	Do.	Wednesday, 23rd do.
Warialda	Do.	Monday, 28th do.
Moree	Do.	Thursday, 2nd March, 1866.
Ashford	Do.	Tuesday, 7th do.
Glen Innes	Do.	Friday, 10th do.
Tenterfield...	Do, ...	Tuesday, 14th do.
Armidale	Do.	Tuesday, 21st do.
Uralla	Do.	Friday, 24th do.
Walcha	Do.	Tuesday, 28th do.
Bendemeer	Do.	Friday, 31st do.

SYDNEY BLYTHE,
Land Commissioner.

Government Gazette, 4 *February*, 1876.

A COURT of Inquiry, under the "Lands Acts Amendment Act 1875" will be held for the Northern District, at the undermentioned place, on the date specified.

Place.	Where held.	Date.
Bundarra	Court House	Monday, 21st February, 1876.

SYDNEY BLYTHE,
Land Commissioner.

Government

Government Gazette, 15 *February*, 1876.

COURTS of Inquiry, under the "Lands Acts Amendment Act 1875," will be held for the North-western District, at the undermentioned places, on the dates specified.

Place.	Where held.	Date.
Tamworth	Court House	Wednesday, 8th March, 1876.
Manilla	Do.	Saturday, 11th do.
Barraba	Do.	Monday, 13th do.
Somerton	Do.	Friday, 17th do.
Currabulla...	Do.	Monday, 20th do.
Breeza	Do.	Wednesday, 22nd do.
Gunnedah	Do.	Friday, 24th do.
Tambar Springs	Do.	Tuesday, 28th do.
Boggabri	Do.	Friday, 31st do.
Narrabri	Do.	Monday, 3rd April, 1876.

JOHN DELANEY,
Land Commissioner.

Government Gazette, 24 *March*, 1876.

COURTS of Inquiry under the "Lands Acts Amendment Act 1875" will be held for the South-western District, at the undermentioned places, on the dates specified.

Place.	Where held.	Date.
Deniliquin...	Court House	Wednesday, 19th April, 1876.
Hay	Do.	Thursday, 27th do.
Deniliquin...	Do.	Thursday, 4th May, 1876.

WHITTINGDALE JOHNSON,
Land Commissioner.

Government Gazette, 24 *March*, 1876.

COURTS of Inquiry under the "Lands Acts Amendment Act 1875" will be held for the Northern District, at the undermentioned places, on the dates specified.

Place.	Where held.	Date.
Glen Innes	Court House	Friday, 7th April, 1876.
Vegetable Creek	Do.	Monday, 10th do.
Tenterfield...	Do.	Wednesday, 12th April, 1876.
Ashford	Do.	Tuesday, 18th do.
Inverell	Do.	Monday, 24th do.
Warialda	Do.	Monday, 1st May, 1876.
Moree	Do.	Friday, 5th do.
Bingera	Do.	Tuesday, 9th do.
Baraba	Do.	Friday, 12th do.
Bendemeer	Do.	Friday, 19th do.
Armidale	Do.	Tuesday, 23rd do.
Uralla	Do.	Friday, 26th do.
Walcha	Do.	Tuesday, 30th do.

SYDNEY BLYTHE,
Land Commissioner.

Government Gazette, 28 *March*, 1876.

COURTS of Inquiry under the "Lands Acts Amendment Act 1875" will be held for the Central North-Western District, at the undermentioned places, on the dates specified.

Place.	Where held.	Date.
Wellington	Court House	Friday, 7th April, 1876.
Dubbo	Do.	Tuesday, 11th do.
Coonabarrabran	Do.	Wednesday, 19th do.
Cassilis	Do.	Thursday, 27th do.
Mudgee	Do.	Tuesday, 2nd May, 1876.
Rylstone	Do.	Thursday, 4th do.

THOMAS J. HAWKINS,
Land Commissioner.

Government

Government Gazette, 4 *April*, 1876.

COURTS of Inquiry under the "Lands Acts Amendment Act 1875" will be held for the Southern Coast District, at the undermentioned places, on the dates specified.

Place.	Where held.	Date.
Braidwood	Court House	Tuesday, 18th April, 1876.
Araluen	Do.	Thursday, 20th do.
Shoalhaven	Do.	Wednesday, 26th do.
Moruya	Do.	Wednesday, 3rd do.
Bega	Do.	Monday, 8th May, 1876.

HENRY BURNE,
Land Commissioner.

Government Gazette, 7 *April*, 1876.

COURTS of Inquiry under the "Lands Acts Amendment Act 1875" will be held for the Southern District, at the undermentioned places, on the dates specified.

Place.	Where held.	Date.
Yass	Court House	Wednesday, 12th April, 1876.
Goulburn	Do.	Wednesday, 19th do.

JOHNSON G. KING,
Land Commissioner.

11 *April*, 1876.

COURTS of Inquiry under the "Lands Acts Amendment Act 1875" will be held for the Northern Coast District, at the undermentioned places, on the dates specified.

Place.	Where held.	Date.
Paterson	Court House	Friday, 21st April, 1876.
Patrick's Plains	Do.	Monday, 24th do.
Scone	Do.	Wednesday, 26th do.
Murrurundi	Do.	Friday, 28th do.
Wallabadah	Do.	Tuesday, 2nd May, 1876.
Grafton	Do.	Tuesday, 16th do.
Richmond River	Do.	Tuesday, 23rd do.

HENRY J. BOLDING,
Land Commissioner.

Government Gazette, 25 *April*, 1876.

COURTS of Inquiry under the "Lands Acts Amendment Act 1875" will be held for the Central South-western District, at the undermentioned places, on the dates specified.

Place.	Where held.	Date.
Urana	Court House	Monday, 22nd May, 1876.
Wagga Wagga	Do.	Friday, 26th do.
Gundagai	Do.	Monday, 29th do.
Tumut	Do.	Wednesday, 31st do.
Young	Do.	Monday, 5th June, 1876.
Burrowa	Do.	Tuesday, 13th do.

GEORGE O'MALLEY CLARKE,
Land Commissioner.

25 *April*, 1876.

COURTS of Inquiry under the "Lands Acts Amendment Act 1875" will be held for the Southern Coast District, at the undermentioned places, on the dates specified.

Place.	Where held.	Date.
Queanbeyan	Court House	Friday, 5th May, 1876.
Cooma	Do.	Tuesday, 9th do.
Bombala	Do.	Monday, 15th do.

JOHNSON G. KING,
Land Commissioner.

Sydney: Thomas Richards, Government Printer.—1876.

[6*d*.]

1875–6.

LEGISLATIVE ASSEMBLY.

NEW SOUTH WALES.

CROWN LANDS.

(ATTORNEY GENERAL'S OPINION IN RESPECT TO CLOSING STREETS IN SITES FOR CITIES, TOWNS, AND VILLAGES.)

Ordered by the Legislative Assembly to be printed, 19 *May*, 1876.

COPY of the Honorable the Attorney General's Opinion in respect to closing Streets on Crown lands set apart as Sites of Cities, Towns, and Villages.

I THINK that it is very questionable whether the Government can dispose of a portion of a street on Crown lands set apart as the sites of cities, towns, or villages, under section 4 of the "Crown Lands Alienation Act of 1861." After notice in the *Government Gazette*, declaring what portions are so set apart, such lands are reserved or dedicated accordingly. Purchases are made in accordance with such dedication, and Mr. Moses Jones' objection seems to be not unreasonable, and I am inclined to think is strictly legal. The closing and alienation of unnecessary roads (under section 10) is quite another thing. In this case the Governor may by notification in the *Gazette* close unnecessary roads in two cases:—1st, when the owner or owners of lands adjoining a road which has been reserved for access to such lands only, and is not otherwise required for public use or convenience; 2nd, whenever any road which shall have been proclaimed through any land shall have been rendered unnecessary by a reserve, or other road bounding or traversing such land. Provision is made in this section for compensation to the owner or owners of adjoining lands.

W.B.D., A.G.,
2/12/75.

1875-6.

LEGISLATIVE ASSEMBLY.

NEW SOUTH WALES.

SALE OF PART OF A STREET.

(OPINION OF ATTORNEY GENERAL.)

Ordered by the Legislative Assembly to be printed, 8 August, 1876.

DECISION of the Attorney General, with reference to the sale of part of a Street.

I THINK it is very questionable whether the Government can dispose of a portion of a street in Crown Lands set apart as the sites of cities, towns, or villages, under section 4 of the "Crown Lands Alienation Act of 1861"; after notice in the *Government Gazette* declaring what portions are so set apart, such lands are reserved or dedicated accordingly. Purchases are made in accordance with such dedication, and Mr. Moses Jones's objection seems not to be unreasonable, and I am inclined to think is strictly legal. The closing and alienation of unnecessary roads (under section 10) is quite another thing. In this case the Governor may, by notification in the Gazette, close unnecessary roads in two cases:—1st. When the owner or owners of lands adjoining a road which has been reserved for access to such lands only, and is not otherwise required for further use or convenience. 2nd. Whenever any road which shall have been proclaimed through any land shall have rendered unnecessary a reserved or other road bounding or traversing such land. Provision is made in this section for compensation to the owner or owners of adjoining lands.

W. B. D.,
A.G.,
2/12/75.

1875.

LEGISLATIVE ASSEMBLY.

NEW SOUTH WALES.

WILLIAM DUNN.

(PETITION OF.)

Ordered by the Legislative Assembly to be printed, 22 December, 1875.

To the Honorable the Legislative Assembly of New South Wales, in Parliament assembled.

The humble Petition of William Dunn, now residing at Paddington, near Sydney, in the Colony of New South Wales, a British subject, although a coloured man,—

RESPECTFULLY SHOWETH :—

First. That in the year 1823 your Petitioner's wife (then Elizabeth Blaxcell, a coloured woman) became entitled, by custom then existing, to a grant of either 30 acres of land in the country, or a half acre town allotment, she having arrived in the Colony of New South Wales a free woman from India, many years previously, in His Majesty's Ship "Samarang," Commander Case, when a very young girl.

Secondly. That the said Elizabeth Blaxcell (afterwards Elizabeth Dunn) was married to your Petitioner at St. Phillip's Church, Sydney, on the 8th August, 1823.

Thirdly. That prior to her marriage the said Elizabeth Blaxcell lived several years in the service of His Excellency the then Governor General Macquarie, who took occasion on the eve of his departure from the Colony to inform her of the fact that she would be entitled to a grant of land upon her marriage and settling in this Colony.

Fourthly. Pursuant to such direction your Petitioner's wife, by your Petitioner, forwarded a Petition to the then Governor General, Sir Thomas Brisbane, praying for a grant of land; and your Petitioner was on one occasion personally informed by His Excellency that his wife's application should be granted.

Fifthly. That your Petitioner being directed by a letter from the Surveyor General's Department to make a selection, did so accordingly, by pointing out a spot off Kent-street, near the Flag-staff, which selection, half an acre in extent, was measured to him in right of his wife, by Mr. Mien, the then Deputy Surveyor General; and the corners of the said selection were then and there stated, by direction of the then Deputy Surveyor General, and your Petitioner thereupon partially fenced in the said half an acre of land.

Sixthly. That your Petitioner and his wife subsequently resided for some years in the country, during which time he made no use of the said land, and owing to his ignorance of its importance or its necessity he made no application for the deed of grant or otherwise in respect to the said land, believing that a record of the fact in the Surveyor General's Department was sufficient, and all that was necessary to secure to him the right and title to and possession of the said land.

Seventhly. That during your Petitioner's residence in the country the fencing placed by your Petitioner upon the land was, by some persons, or other means unknown to him, removed, and consequently on his return to Sydney, after the death of his wife, your Petitioner was unable to identify the boundaries of the said land, and upon taking steps to get the same defined, he found that no record could be discovered in the Surveyor General's Office by which the boundaries could be determined; but your Petitioner found upon one of the earlier charts a plot of ground delineated similar in size and position to that selected by him, which was marked on such chart as reserved, and from which your Petitioner believes his name by some accident omitted; and your Petitioner also found that the land in the vicinity had in the mean time been alienated from the Crown, and finally, that your Petitioner had no means of legally establishing his right to obtain the necessary title to the said land (although grounding his claim upon the fact of possession having been given to him he considers himself seised and possessed of the said land), except by appeal to your Honorable House.

Eighthly and lastly. Your Petitioner deeply laments his want of knowledge at the proper time, of what was necessary to be done by him to avoid the difficulty which has arisen, and also that so much time should have elapsed without his taking the prompt and proper steps to secure his title to the said land.

Your Petitioner therefore humbly prays your Honorable House to take all these circumstances into consideration, and be pleased to direct an inquiry into the subject, so as to discover what was officially done by command of His Excellency the then Governor in respect of your Petitioner's late wife's Petition, presented in the year 1825. And your Petitioner prays your Honorable House to grant him such redress as from the premises may appear just and expedient.

And your Petitioner, as in duty bound, will ever pray.

WILLIAM DUNN.

[3d.] 159—

1875–6.

LEGISLATIVE ASSEMBLY.

NEW SOUTH WALES.

MAURICE LYNCH.

(PETITION OF.)

Ordered by the Legislative Assembly to be printed, 19 *July*, 1876.

To the Honorable the Legislative Assembly of New South Wales, in Parliament assembled.

The humble Petition of Maurice Lynch, of Little Hartley, in the Colony of New South Wales, farmer,—

SHEWETH :—

1. That on the twenty-first day of October, one thousand eight hundred and sixty-nine, your Petitioner selected, at Hartley, in the county of Cook, eighty acres of land, under the twenty-first clause of the Crown Lands Alienation Act, being two measured portions of forty acres each, and paid his deposit of twenty pounds. The said land was adjoining your Petitioner's original purchase from the Government of eighty-six and a half acres, at Shamrock Hill, in the parish of Hartley.

2. That the said eighty acres so purchased by your Petitioner, on the twenty-first day of October, one thousand eight hundred and sixty-nine, had been duly advertised in the *New South Wales Government Gazette*, for sale by public auction, in two blocks of forty acres each, on the twenty-ninth day of October, one thousand eight hundred and sixty-nine, at the Court House, Hartley, at the upset price of one pound per acre. That after having purchased the eighty acres of land, your petitioner entered into and took possession of the same.

3. That on the seventeenth day of November, one thousand eight hundred and sixty-nine, the Crown cancelled your Petitioner's purchase of the said two blocks of land, on the ground, as alleged, that the said land contained one Thomas Delaney's improvements.

4. That your Petitioner refused to surrender his said purchase, as your Petitioner could prove by numerous disinterested witnesses, resident in the neighbourhood, that Delany had never improved the said land, even to the small amount of one shilling.

5. That before your Petitioner selected, as heretofore stated, one Thomas Delaney was residing upon one of these two blocks of forty acres, that is, lot 2, being one of the lots so numbered and gazetted as such in the *New South Wales Government Gazette* for sale as heretofore stated. Thomas Delaney being an infant in the eye of the law, being under the age of twenty-one years, namely, eighteen years, your Petitioner could not eject him from the land, save through his next of kin, namely, his father, who was at that time a lunatic and a confinee at the Tarban Creek Lunatic Asylum.

6. That in order to avoid litigation, and save further trouble, your Petitioner arranged with the Government that Delaney should get one of the two blocks, namely, lot $\frac{2}{3}$, forty acres, and your Petitioner should get the other block, lot $\frac{2}{4}$, forty acres, as being more adjacent to his original purchase of eighty-six and a half acres, and this arrangement was fully settled between the Government and your Petitioner.

7. That before the foregoing arrangements were fully recognized by the Government, a Crown Lands Commissioner should be sent from Sydney to inspect and report for the information of the Government the nature of any improvements that may have been made on lot $\frac{2}{4}$, forty acres, as heretofore stated by the said Thomas Delaney. Mr. Crown Lands Commissioner Deane was dispatched from Sydney to Hartley in order to inspect and furnish his said report. Mr. Commissioner did so inspect the said lot $\frac{2}{4}$, and his report to the Government was that there was no improvement whatever on lot $\frac{2}{4}$, forty acres, which your Petitioner was to have retained as agreed to.

8. That your Petitioner, after Mr. Commissioner Deane's report was received by the Government, received an official letter from the Department of Lands, dated the twenty-second day of June, one thousand eight hundred and seventy, addressed to your Petitioner's agent in Sydney, Mr. Fitzpatrick, stating that portion $\frac{2}{4}$ was open for your Petitioner to reselect. This letter was signed by the then Under Secretary for Lands, Mr. Moriarty.

9. That on the seventh day of July, one thousand eight hundred and seventy, your Petitioner received a telegram from the Under Secretary for Lands, stating that the Land Agent at Hartley had been instructed by the Government to receive your Petitioner's application for the land, lot $\frac{2}{4}$, containing forty acres, at Hartley aforesaid.

10. That your Petitioner, in accordance with the above permission and sanction of the Government, paid his deposit of ten pounds, and did reselect the said lot $\frac{2}{7}$, containing forty acres, and being the same land as referred to in the letter and telegram from the Government to your Petitioner.

11. That your Petitioner accepted this purchase as a final settlement of any claim he might have against the Government for his purchase of eighty acres selected in two blocks of forty acres each.

12. That your Petitioner entered and took possession of this last forty acres, and remained in possession of it for several months.

13. That on the thirty-first day of October, one thousand eight hundred and seventy, your Petitioner again received another official letter from the Department of Lands, signed by W. W. Stephen, cancelling your Petitioner's said last purchase of forty acres from the Government, and which they expressly gave him authority in writing, as well as by telegram, to take up and select; the alleged ground of the cancellation being that Thomas Delaney had already effected improvements thereon.

14. That your Petitioner is in a position to prove by numerous witnesses that the said Thomas Delaney never put any improvements whatever on the said forty acres, and that the statement is without the slightest foundation in truth, nor are there any improvements on this said forty acres to the value of five pounds up to this day, the first of July, one thousand eight hundred and seventy-six.

15. That your Petitioner has now lost all the land, although your Petitioner was advised by the Government that he could purchase forty acres for a certainty, after Mr. Commissioner Deane had sent in his report to the Government that there was no improvement on the said forty acres prior to your Petitioner reselecting the same, and your Petitioner accepted the offer and paid his money, and after quietly entering into possession, the Government suddenly informed your Petitioner that he must depart from the place.

16. That your Petitioner received a blank voucher from the Government informing him that, by his filling up the same and returning it to the Treasury, the ten pounds so paid by him as his deposit upon his last selection would be paid to your Petitioner's credit in any Bank in Sydney he might think fit to name, and your Petitioner declined the offer of the Government to accept a refund of his deposit, and returned the blank voucher to the Minister for Lands, with an intimation that it was not the intention of your Petitioner to accept the refund of his deposit, as he was legally in possession of the land, and that before he would surrender his right to the land he must be ejected therefrom through the Law Courts, and named his solicitor, James Greer, Esq., Sydney, upon whom the Crown Solicitor could serve a summons of ejectment on behalf of your Petitioner.

17. That your Petitioner heard no more of the matter complained of for over twelve months, when your Petitioner had an interview with the Government with reference to the cancellation of this last selection $\frac{2}{7}$, forty acres, when upon your Petitioner having been asked a question by the late Honorable the Minister for Lands if he, your Petitioner, had as yet, that is up to that interview, withdrawn his deposit from the Treasury; and upon your Petitioner replying in the negative, it was suggested by the Government that if your Petitioner would withdraw his deposit from the Treasury that the Government would consider your Petitioner's claim for compensation for the loss of his selection, or without having recourse to litigation. Upon this assurance on behalf of the Government your Petitioner did withdraw his deposit of ten pounds; but up to the present time the Government has not considered your Petitioner's claim for the said compensation, notwithstanding your Petitioner having lodged a fair and reasonable claim to the Government.

18. That your Petitioner complains that a most cruel and unjust wrong has been done to him in taking away his selection of forty acres of land, and that he has been most unjustly dealt with by the Government, and almost ruined by the expense and trouble he has been put to in the matter, and in seeking to get his lawful rights which he contends have been unfairly taken away from him.

19. That your Petitioner has been a resident at Hartley for over thirty-eight years, and your Petitioner purchased the land for *bonâ fide* residence and improvements, and it was of considerable consequence to your Petitioner.

Your Petitioner, therefore, most humbly and respectfully prays your Honorable House to take his case into your favourable consideration, and grant to your Petitioner that justice and restitution of right which the nature of your Petitioner's case may demand.

And your Petitioner will ever pray.

MAURICE LYNCH.

[Sydney: Thomas Richards, Government Printer.—1876.

[3d.]

1875-6.

LEGISLATIVE ASSEMBLY.

NEW SOUTH WALES.

RESERVES ON YANKO AND COLOMBO CREEKS.

(PETITION OF JERILDERIE FARMERS AND TRADESMEN'S ASSOCIATION.)

Ordered by the Legislative Assembly to be printed, 17 *May*, 1876.

To the Honorable the Speaker and Members of the Legislative Assembly of New South Wales, in Parliament assembled.

The Petition of the Jerilderie Farmers and Tradesmen's Association,—

RESPECTFULLY SHOWETH:—

That the Reserves known as the Yanko and Columbo Creek Reserves, of one mile on each side, ought to be thrown open for conditional purchase, because your Petitioners believe that the right of those interested in said reserves has long since expired, they having had exclusive possession for a period of over ten years. The prevailing impression that the reserves would be cancelled on the 1st January, 1875, induced several of your Petitioners to select the lands immediately adjoining, hoping thereby to obtain a water frontage in due time.

The reserves are still intact as far as the outside public is concerned; but the pastoral tenants can alienate to themselves, under the improvement clauses of the Land Act, the most valuable portions—a process which is being largely carried out.

This your Petitioners consider a hardship for the conditional purchaser and an injury to the residents in the district, it having an undoubted tendency to check the settlement of what we most respectfully submit to be a most desirable class, namely, semi-agricultural and pastoral population.

Your Petitioners therefore humbly hope that the prayer of their Petition may be favourably entertained by your Honorable House, for the following reasons:—

First. Those of your Petitioners who were induced to purchase conditionally the land adjoining said reserves were under the impression that until such time as they were cancelled by Government notice they were to be intact. This not being the case, they ask to be allowed a fair chance to obtain a water frontage.

Second. That the Crown tenant being enabled, under the improvement clause, to obtain the most valuable portions of said Reserves, render the conditional purchaser's holding comparatively valueless, and places him in the position that he will be ultimately compelled to sell to the run-holder.

Your Petitioners being men of moderate means, having immigrated from a neighbouring Colony to make homes for their families, strongly object to being compelled to move from where they settle.

They therefore ask your Honorable House to assist them, by removing any obstacles that may be in the way of fair and *bonâ fide* settlement. The Yanko and Columbo Reserves we consider obstacles, and as such ask for their removal.

Trusting that your Honorable House will accede to the prayer of our Petition, by having the Reserves named therein immediately cancelled,—

We, as in duty bound, will ever pray.

[*Here follow* 24 *signatures.*]

1875-6.

LEGISLATIVE ASSEMBLY.

NEW SOUTH WALES.

YANKO AND COLOMBO CREEK RESERVES.

(ALIENATED LANDS ON.)

Ordered by the Legislative Assembly to be printed, 8 *June*, 1876.

RETURN of all Lands alienated on the Yanko and Colombo Creek Reserves. (Laid on the Table of the Legislative Assembly in satisfaction of Mr. Piddington's Question of the 7th June, 1876.)

Catalogue No.	Area in Reserve.	How Sold.				Purchaser.	Date of Alienation.	Price per Acre.
		Auction.	Conditional Purchase.	Improved Purchase.	Pre-emptive Purchase.			
	a. r. p.							£ s. d.
T. 302-1,803 roll	280 0 0	Auction	.....	.....	.....	Samuel Wilson	16 May, 1876	1 0 0
" " "	280 0 0	"	.....	.....	.....	"	" "	1 0 0
M. 378-1,457	320 0 0	"	.....	.....	.....	"	29 Oct., 1869	1 0 0
" "	320 0 0	"	.....	.....	.....	"	" "	1 0 0
390- "	290 0 0	"	.....	.....	.....	"	" "	1 0 0
" "	222 0 0	"	.....	.....	.....	"	" "	1 0 0
377- "	320 0 0	"	.....	.....	.....	"	" "	1 0 0
" "	310 0 0	"	.....	.....	.....	"	" "	1 0 0
407- "	320 0 0	"	.....	.....	.....	"	" "	1 0 0
" "	320 0 0	"	.....	.....	.....	"	" "	1 0 0
334- "	320 0 0	"	.....	.....	.....	"	26 July, 1869	1 0 0
" "	320 0 0	"	.....	.....	.....	"	" "	1 0 0
338- "	320 0 0	"	.....	.....	.....	"	" "	1 0 0
" "	320 0 0	"	.....	.....	.....	"	" "	1 0 0
U. 130-1,881	20 2 17	"	.....	.....	.....	Patrick Brennan	14 July, 1873	1 0 0
9- "	55 1 0	.....	Con. pur.	.....	.....	John Mitchell	7 Nov., 1867	1 0 0
" "	66 0 0	Auction	.....	.....	.....	John Sutherland	29 Oct., 1869	1 0 0
44- "	95 0 0	.....	Con. pur.	.....	.....	Mary Ann Mitchell	9 Dec., 1869	1 0 0
" "	180 0 0	.....	"	.....	.....	John Mitchell	13 June, 1872	1 0 0
46- "	46 3 0	.....	"	.....	.....	"	7 Nov., 1867	1 0 0
45- "	40 0 0	.....	"	.....	.....	Australian Joint Stock Bank	30 Aug., 1866	1 0 0
7- "	40 0 0	.....	"	.....	.....	John Mitchell	27 April, 1865	1 0 0
8- "	80 0 0	.....	"	.....	.....	"	19 Sept., 1867	1 0 0
247- "	140 0 0	.....	"	.....	.....	"	13 June, 1872	1 0 0
294- " roll	100 0 0	Auction	.....	.....	.....	John Wilson	12 Jan., 1875	1 0 0
" " "	150 0 0	"	.....	.....	.....	"	" "	1 0 0
" " "	20 0 0	"	.....	.....	.....	"	" "	1 0 0
" " "	40 0 0	"	.....	.....	.....	"	" "	1 0 0
" " "	100 0 0	"	.....	.....	.....	"	" "	1 0 0
" " "	15 0 0	"	.....	.....	.....	"	" "	1 0 0
" " "	10 0 0	"	.....	.....	.....	"	" "	1 0 0
" " "	30 0 0	"	.....	.....	.....	"	" "	1 0 0
433- " "	80 0 0	"	.....	.....	.....	The New Zealand and Australian Land Coy. (Limited.)	25 Aug., 1875	1 0 0
" "	70 0 0	"	.....	.....	.....		" "	1 0 0
" "	100 0 0	"	.....	.....	.....		" "	1 0 0
" "	150 0 0	"	.....	.....	.....	"	" "	1 0 0
" "	120 0 0	"	.....	.....	.....	"	" "	1 0 0
" "	140 0 0	"	.....	.....	.....	"	" "	1 0 0
" "	90 0 0	"	.....	.....	.....	"	" "	1 0 0
" "	90 0 0	"	.....	.....	.....	"	" "	1 0 0
" "	210 0 0	"	.....	.....	.....	"	" "	1 0 0
" "	270 0 0	"	.....	.....	.....	"	" "	1 0 0
" "	180 0 0	"	.....	.....	.....	"	" "	1 0 0
" "	120 0 0	"	.....	.....	.....	"	" "	1 0 0
" "	30 0 0	"	.....	.....	.....	"	" "	1 0 0
47- "	137 0 0	"	.....	.....	.....	Samuel Wilson	26 July, 1869	1 0 0
M. 324-1,457	320 0 0	"	.....	.....	.....	John Wilson	" "	1 0 0
" "	320 0 0	"	.....	.....	.....	"	" "	1 0 0
U. 626-1,881	30 0 0	"	.....	.....	.....	Angus Robertson, Duncan Robertson, and Daniel Sheriff Robertson.	14 July, 1875	1 0 0
C. 1-1,980	1 1 38	"	.....	.....	.....	William Honey	28 April, 1868	1 0 0
" "	1 1 17	"	.....	.....	.....	George Whittaker	" "	1 0 0
" "	1 0 16	"	.....	.....	.....	Marcus Higgins	" "	1 0 0
" "	0 2 0	"	.....	.....	.....	Henry Baylis	" "	1 0 0

Catalogue No.	Area in Reserve.	How Sold.				Purchaser.	Date of Alienation.	Price per Acre.
		Auction.	Conditional Purchase.	Improved Purchase.	Pre-emptive Purchase.			
	a. r. p.							£ s. d.
C 1–1,980	0 2 0	...	...	...	...	Marcus Higgins	28 April, 1868	1 0 0
„ „	0 2 0	...	...	...	...	„	„ „	1 0 0
„ „	0 2 0	...	...	...	...	Henry Baylis	„ „	1 0 0
„ „	0 2 0	...	...	...	...	Honorah Jones	„ „	1 0 0
„ „	1 1 3	...	...	...	...	William Honey	29 Oct., 1873	1 0 0
„ „	1 0 29	...	...	...	...	„	„ „	1 0 0
„ „	0 3 33	...	...	...	...	John Lupton	„ „	1 0 0
„ „	0 3 19	...	...	...	...	William Thos. Booyer Dunn	„ „	1 0 0
„ „	0 3 8	...	...	...	...	William Honey	„ „	1 0 0
„ „	0 2 38	...	...	...	...	„	„ „	1 0 0
„ „	0 2 28	...	...	...	...	John Alford	„ „	1 0 0
„ „	0 2 0	Auction	...	...	...	George Layton	„ „	1 0 0
„ „	0 2 0	„	...	...	...	„	„ „	1 0 0
„ „	0 2 0	„	...	...	...	„	„ „	1 0 0
„ „	0 2 0	„	...	...	...	„	„ „	1 0 0
„ „	0 2 0	„	...	...	...	John Alford	„ „	1 0 0
„ „	0 2 0	„	...	...	...	John Matthew Noone	„ „	1 0 0
M. 206–1,457	640 0 0	...	...	...	Pre. pur...	John Wilson, Charles Wilson, and Samuel Wilson.		
U. 56–1,881	320 0 0	...	...	Imp. pur..	...	„ „ „	5 Oct., 1869	1 0 0
M. 321–1,457	290 0 0	...	...	...	Pre. pur...	„ „ „	30 Oct., 1867	1 0 0
322– „	636 0 0	...	...	...	„ ...	„ „ „	„ „	1 0 0
U. 33–1,881	320 0 0	...	...	Imp. pur..	...	„ „ „	18 June, 1868	1 0 0
„ „	99 0 0	...	...	„ ...	...	„ „ „	„ „	1 0 0
34– „	320 0 0	...	...	„ ...	...	„ „ „	„ „	1 0 0
22– „	320 0 0	...	...	„ ...	...	Samuel Wilson	4 Dec., 1867	1 0 0
220– „	320 0 0	...	...	„ ...	...	„	6 May, 1874	1 0 0
M. 261–1,457	160 0 0	...	...	...	Pre. pur...	James Osborne and Henry Osborne.	14 May, 1867	1 0 0
U. 458–1,881	74 2 0	...	...	Imp. pur..	...	„ „	— Jan., 1876	1 0 0
23– „	209 0 0	...	...	„ ...	...	Francis Jenkins	4 Dec., 1867	1 0 0
72– „	250 0 0	...	...	„ ...	...	New Zealand and Australian Land Co. (Limited).	23 Aug., 1872	1 0 0
71– „	320 0 0	...	...	„ ...	...	„ „	„ „	1 0 0
69– „	240 0 0	...	...	„ ...	...	„ „	„ „	1 0 0
99– „	320 0 0	...	...	„ ...	...	„ „	18 Jan., 1873	1 0 0
70– „	70 0 0	...	...	„ ...	...	„ „	23 Aug., 1872	1 0 0
35– „	320 0 0	...	...	„ ...	...	Francis Wisdom Desailly and George Peter Desailly.	13 May, 1868	1 0 0
36– „	320 0 0	...	...	„ ...	...	„ „	23 May, „	1 0 0
37– „	320 0 0	...	...	„ ...	...	„ „	„ „	1 0 0
M. 419–1,457	640 0 0	...	...	...	Pre. pur...	John Brougham	14 April, 1869	1 0 0
292– „	632 0 0	...	...	...	„ ...	„	4 Dec., 1867	1 0 0
329– „	636 0 0	...	...	...	„ ...	„	13 May, 1868	1 0 0
311– „	384 0 0	...	...	...	„ ...	Robert Patterson	7 Feb., „	1 0 0
67– „	320 0 0	...	...	...	„ ...	William Howell	13 May, 1858	1 0 0

	a.	r.	p.
Area sold by Auction	7,286	2	6
Area sold by Pre-emption	4,338	0	0
Area sold Improved	4,142	2	0
Area sold Conditionally	677	0	0
Total	16,444	0	6

Sydney: Thomas Richards, Government Printer.—1876.

[3d.]

1875–6.

LEGISLATIVE ASSEMBLY.

NEW SOUTH WALES.

YANKO RESERVE.

(PETITION OF MURRAY DISTRICT SELECTORS ASSOCIATION.)

Ordered by the Legislative Assembly to be printed, 25 *May*, 1876.

To the Honorable the Legislative Assembly of New South Wales, in Parliament assembled.

The Petition of the Members of the Murray District Selectors Association, meeting in Deniliquin on the 4th May, through their President,—

HUMBLY SHOWETH:—

That there is a large reservation known as the Yanko Reserve, which includes some two hundred square miles of country (more or less) situated either wholly or partially in this land district, and that it is now desirable to throw such open for general settlement, for the following reasons:—

1st. Because the term for which the said lands were reserved to the use of the pastoral lessees has expired by effluxion of time.

2nd. Because the lands concerned are known to be most suitable for agriculture in some parts, and in others to a combination of that work with pastoral industry.

3rd. Because, owing to the rapid manner in which other lands in this district have been purchased at auction sales or selected, the area referred to is urgently required for purposes of genuine settlement.

4th. Because the cancellation of this reservation has been long desired, not only for the above reasons, but also as such cancellation would afford to the inhabitants of the surrounding district access to the Yanko Creek for water, from which they at present are debarred, and lastly and

5thly. Because your Petitioners understand that the Crown lessees now in exclusive possession, are rapidly so treating these reserved lands (contrary as your Petitioners believe to the intent and spirit of the Land Act) for the purpose of frustrating or preventing any real settlement thereon in the future.

Your Petitioners would therefore humbly pray that your Honorable House would take such circumstances and reasons into your careful consideration, and make such provision in the matter as your Honorable House may in your wisdom see fit.

And your Petitioners, as in duty bound, will ever pray.

JOHN HANLON,
President.

1875-6.

LEGISLATIVE ASSEMBLY.

NEW SOUTH WALES.

RESERVE ON BANDO RUN.

(PETITION OF CONDITIONAL PURCHASERS.)

Ordered by the Legislative Assembly to be printed, 14 *January*, 1876.

To the Honorable the Legislative Assembly of New South Wales, in Parliament assembled.

The humble Petition of the undersigned Conditional Purchasers, resident in the parishes of Merrigula and Premer, in the County of Pottinger, Liverpool Plains, in the Colony of New South Wales,—

SHOWETH :—

1. That the following areas of land were conditionally purchased in the manner, at the time, and by the several persons specified :—

Name of Purchaser.	Date of Purchase.	District.	Area.	Section of Act.	County.	Parish.
Charles Higgins	15 Feb., 1872	Gunnedah	100	13	Pottinger	Merrigula.
Do.	do.	do.	40	21	do.	do.
Do.	do.	do.	40	21	do.	do.
Do.	3 Oct., 1872	do.	140	21	do.	do.
Thomas Meck	15 Feb., 1872	do.	40	13	do.	Premer.
Do.	do.	do.	40	21	do.	do.
Do.	do.	do.	40	21	do.	do.
Do.	3 Oct., 1872	do.	40	21	do.	Merrigula.
John Dowling	15 Feb., 1872	do.	100	13	do.	do.
Do.	do.	do.	40	21	do.	do.
Do.	do.	do.	40	21	do.	do.
Daniel Conard	15 Feb., 1872	do.	100	13	do.	do.
Do.	do.	do.	40	21	do.	do.
Do.	do.	do.	40	21	do.	do.
James M'Gill	3 Oct., 1872	do.	320	13	do.	do.
Michael Callaghan	do.	do.	320	13	do.	do.

2. That since the date of such conditional purchases up to the present time the lessees of the run upon which the lands lastly mentioned were conditionally purchased, have continued to use and to occupy the said land so conditionally purchased, and it is generally believed that all of the several pieces of land were conditionally purchased by or on behalf of the Lessees of the Bando Run, Messieurs J., F., and H. C. White, and paid for by them, or on their behalf.

3. That from the time when the said several pieces of land were so conditionally purchased as aforesaid the several persons in whose names the same were conditionally purchased did not at any time thereafter make the said conditional purchases, or any part of them, his respective *bonâ fide* and continuous place of abode, nor did they or any of them, to the best of the knowledge and belief of your Petitioners, at any time reside upon any of the lands respectively conditionally purchased by him or them.

4. That with one exception no improvements have ever been made upon any of the said conditional purchases.

5. That your Petitioners would respectfully call the attention of your Honorable House to the fact that nearly all of the above lands were conditionally purchased in the month of February, 1872, and that on the 17th day of December, 1875, nearly four years afterwards, the same lands were declared forfeited in the *Government Gazette* of that date because of the non-receipt of the necessary declarations and payment of interest as prescribed by the Act, and that such notice was published in the regular issue of the New South Wales *Government Gazette* on Friday, the 17th day of December, 1875.

6. That the next land office day at Gunnedah (the land district within which the several pieces of land are situated) was on Thursday, the 23rd day of December, 1875; and on that day Adam James Wyghtman attended at the Land Office at Gunnedah aforesaid and conditionally purchased 320 acres of

land,

land, being the lapsed purchase before mentioned of the said Charles Higgins, and on the same day and at the same place John Harrison Wyghtman conditionally purchased 320 acres of land, being the lapsed conditional purchase before mentioned of the said James M'Gill, and on the same day and at the same place James Doherty conditionally purchased 320 acres of land, being the lapsed conditional purchase before mentioned of the said Michael Callaghan, and on the same day and at the same place Michael Hussey conditionally purchased 160 acres of land, being the lapsed conditional purchase before mentioned of the said Thomas Meek, and that on the same day and at the same place John Cassidy conditionally purchased 180 acres of land, being the lapsed conditional purchase of Daniel Conard, and that when these several conditional purchases were so made, neither the persons making the same, nor the land agent at Gunnedah, were aware that such lands had been reserved from sale.

7. That your Petitioners would respectfully point out to your Honorable House that all the several persons who conditionally purchased the said lands on the 23rd day of December, 1875, were and are *bonâ fide* purchasers desirous of making such lands their *bonâ fide* homes and places of residence.

8. That your Petitioners would respectfully call the attention of your Honorable House to the fact that on the 21st day of December, 1875 (only four days after the notification of forfeiture before mentioned, and before any land office day for the sale of lands by conditional purchase had arrived after such forfeiture), all the several pieces of land before mentioned as having been forfeited, were included within the boundaries of the following reserve, which was notified in the *Government Gazette* of the 21st day of December, 1875, in the words and figures following, that is to say:—

Department of Lands,
Sydney, 21st December, 1875.

RESERVE FROM SALE FOR ACCESS TO WATER.

His Excellency the Governor, with the advice of the Executive Council, directs it to be notified that in pursuance of the provisions of the 4th section of the Crown Lands Alienation Act of 1861, the land specified in the schedule appended hereto shall be reserved from sale for access to water.

THOMAS GARRETT.

Liverpool Plains District.

No. 974. County of Pottinger, parish of Premer, 3,570 acres. The Crown Lands within the following boundaries: Commencing on Turrabeile Creek, at the south-west corner of portion 48, D. Conard's conditional purchase of 40 acres, and bounded on the south by the south boundary of that portion and its easterly continuation 1 mile; on the east by a line bearing north about 270 chains to a point where it meets the easterly prolongation of portion 58, M. Callaghan's conditional purchase of 320 acres; on the north by a line partly forming the north boundary of that portion and its westerly continuation to Turrabeile Creek; on the west by that creek southerly to the point of commencement.

9. That your Petitioners would respectfully point out to your Honorable House that there are in the immediate locality of the before mentioned lands, and upon the same creek upon which they are situated, already three reserves for the purpose of affording access to water, there being one reserve above the said conditional purchases and two below the same.

10. That your Petitioners are firmly convinced that the lands mentioned in the first paragraph of this Petition were only conditionally purchased in the first instance for the purpose of preventing the same from being alienated to *bonâ fide* settlers, and that they now are included within the boundaries of the reserve as before described for the same purpose, and not because access is required to water, there being already in that locality ample means afforded to the lessees of the run for that purpose by three other reserves.

Your Petitioners therefore humbly pray that your Honorable House will take the necessary steps to cause the said reserve, so made on the 21st day of December, 1875, to be disallowed and revoked; and that those persons who so conditionally selected the said lands on the 23rd day of December, 1875, may have justice done to them in the premises.

And your Petitioners, as in duty bound, will ever pray, &c.

[*Here follow* 53 *signatures.*]

Sydney: Thomas Richards, Government Printer.—1876.

[3*d.*]

1875–6.

LEGISLATIVE ASSEMBLY.

NEW SOUTH WALES.

CROWN LANDS.

(RESERVE AT OGILVIE'S HILL.)

Ordered by the Legislative Assembly to be printed, 2 May, 1876.

MR. DISTRICT SURVEYOR EVANS to THE SURVEYOR GENERAL.

East Maitland, 17 March, 1876.

SIR,

In reference to instructions of 15th instant, referring for my report a copy of questions asked by Mr. McElhone, M.P., respecting the reserve at Ogilvie's Hill, I beg to state that I have lately been at the reserves in question, Nos. 61 and 19, county Durham, and was informed that Mr. White had impounded some bullocks from his own land adjoining the reserve, which the owners had placed on the reserve for feed; but as the only division between Mr. White's land and the reserve was a marked line, the cattle did not confine themselves to the reserve, but trespassed on the adjoining land. If the owners were prepared to show that the cattle were taken from the reserve, the aid of a Bench of Magistrates would have been invoked, and damage probably recovered from Mr. White, as the cattle did not belong to a drover, but to residents of Denman and the neighbourhood.

The present, I think, is a suitable opportunity to explain that travellers get very little benefit from these reserves. I am credibly informed that it is a common practice for persons to purchase store cattle and turn them out on this and other reserves intended for travelling stock; and lately I found camped on Reserve No. 61 a family from Jerry's Plains, who came to herd their stock there, grass and water being scarce at home; and, at the same time, were two men from Westbrook also occupied herding working bullocks, grass being scarce at home, and besides these were cattle belonging to other persons living close by who did not themselves camp on the reserve. These people deserve little sympathy when their cattle are impounded from the freehold adjoining the reserve.

By B.C. on MS. 75/7,492, I was called upon to report on a complaint made by Mr. McElhone that other reserves near Musclebrook were occupied by a resident of the neighbourhood, and I then pointed out that I did not see how a practice so unobjectionable and foreign to the object of the reserve could be stopped, unless they were placed in care of some person who would have authority to make a charge for travelling stock and keep all others off.

In answer to the 2nd question, I beg to state that this and several other reserves in the Upper Hunter were well marked by me two years ago, and there is not the slightest difficulty in finding the boundaries of Reserves 19 and 61, and Mr. White is now engaged in fencing his land along the west and south boundaries of Reserve No. 61; a fence runs through Reserve No. 19, cutting off a small portion, but none of the water (see the plan* transmitted with my letter of March 19th, 74/33); the northern extremity of this fence will require to be removed when the road connecting the two reserves is opened (see plan with my letter of the 9th instant, No. 76/32), but I think that 6 chains would be sufficient to remove, as it is difficult to erect a fence on the boundary.

*Plans appended.

I have, &c.,

THOMAS EVANS,
District Surveyor.

[Two plans.]

Plan of a Reserve for Travelling Stock on the Road from Denman to Merriwa Parishes of Yarraman and Denman County Brisbane.

1874.

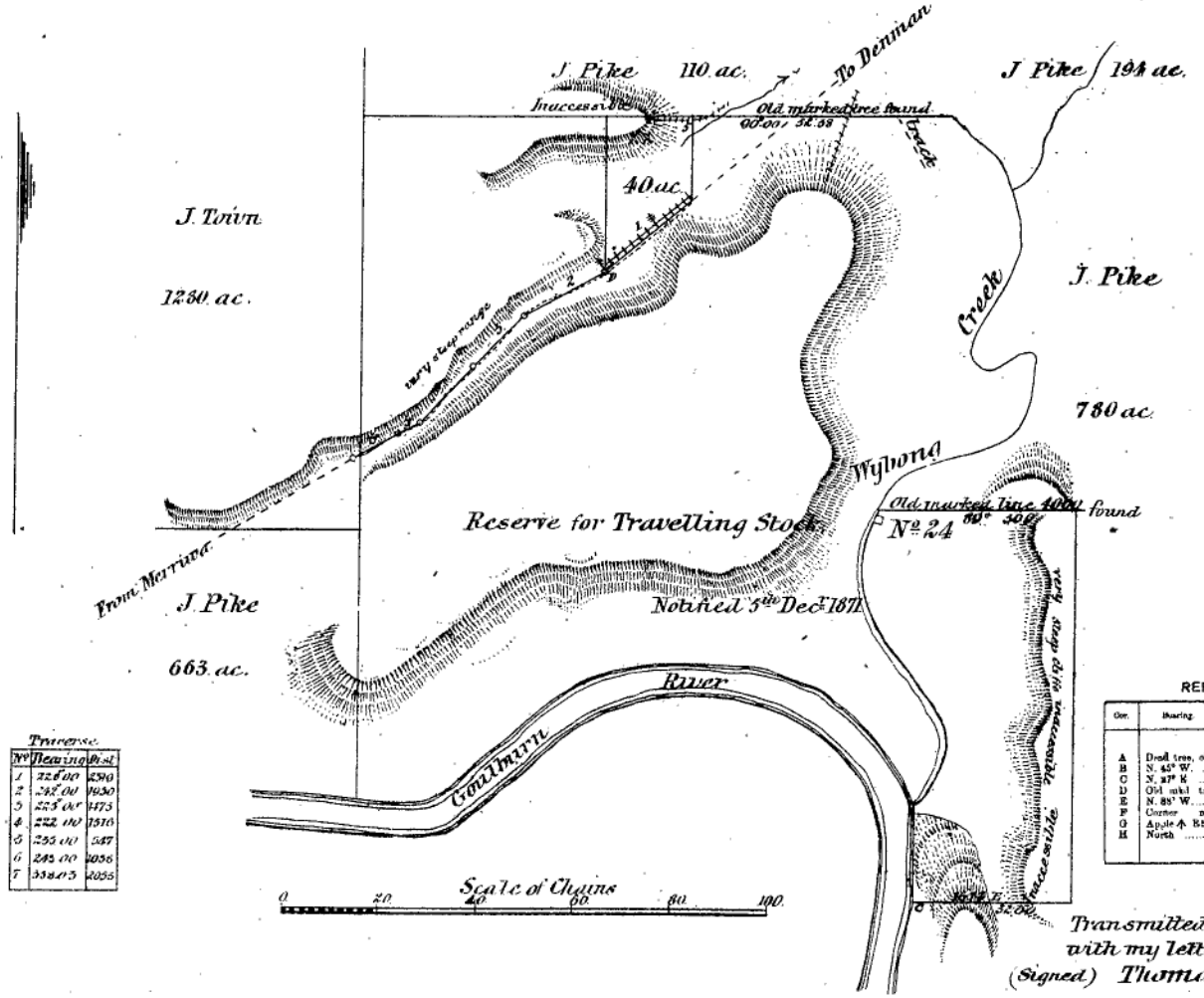

Traverse.

No.	Bearing	Dist.
1	226° 00'	2590
2	242° 00'	1950
3	223° 00'	1475
4	222 00	1516
5	255 00	547
6	245 00	1056
7	338 03	2055

REFERENCE TO CORNERS.

Cor.	Bearing.	From	Dist.	No on tree.
A	Dead tree, old,	mark ↑ is on south	side, ↑	on west side.
B	N. 45° W.	App^e (old mark)	0 19	↑ over xx B.
C	N. 27° E	Ironbark	0 54	↑ RES
D	Old mkd tree	Res. on south side	↑ on	east side.
E	N. 88° W.	Ironbark	0 27	↑ RES.
F	Corner not	found.		
G	Apple ↑ RES.	on north side, ↑	on east	side.
H	North	Ironbark	0 05	↑ S.

Transmitted to the Sur. General with my letter No. 74/32 of 19th March, 74

(Signed) Thomas Evans

(Sig. 556.)

Plan of a Reserve for Travelling Stock on the Road from Jerry's Plains to Denman.

Parish of Althorpe, County of Durham, 1874.

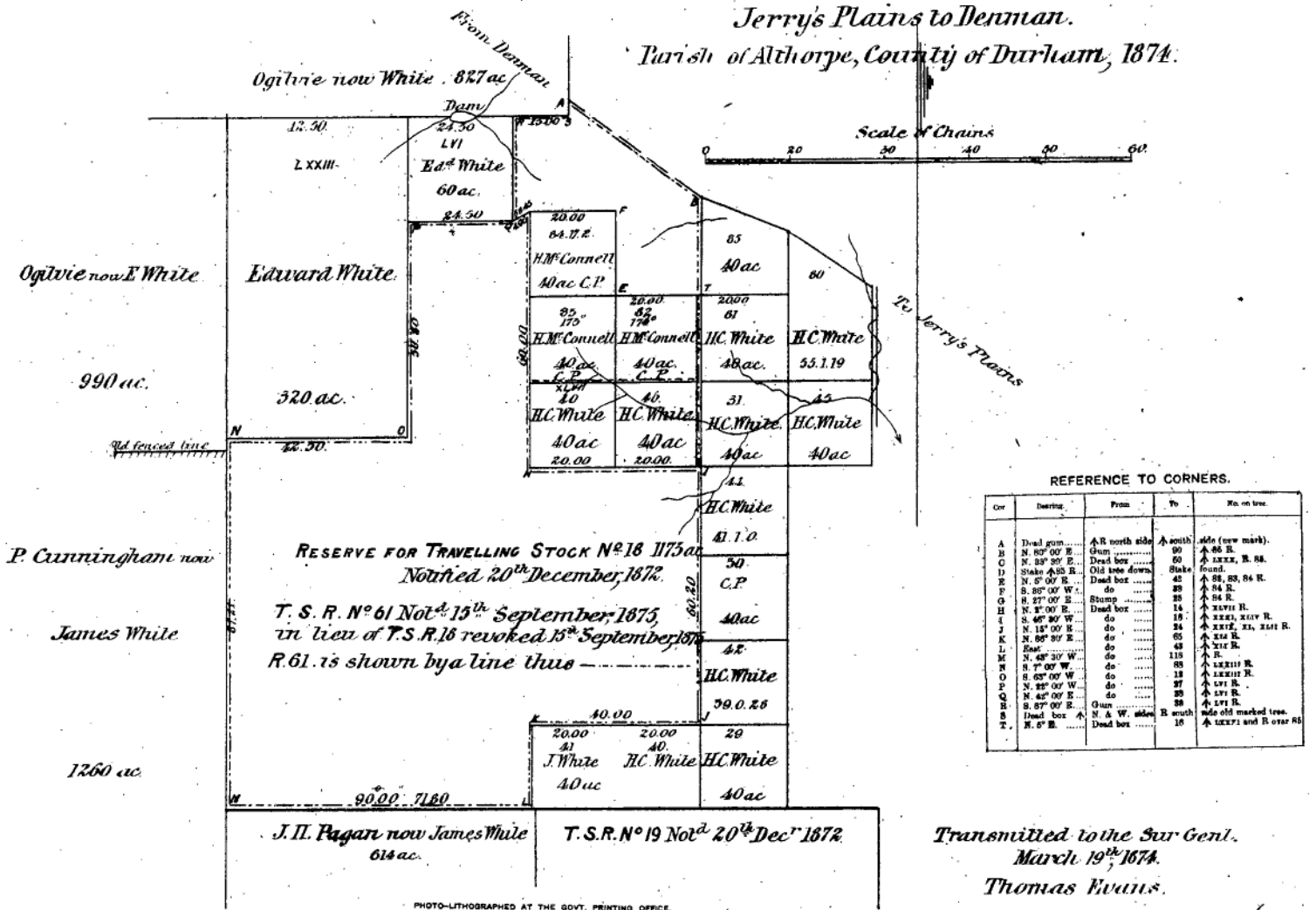

Scale of Chains

0 20 30 40 50 60

REFERENCE TO CORNERS.

Cor	Bearing	From	To	No. on tree
A	Dead gum	R north side	south	side (new mark).
B	N. 80° 00' E.	Gum	90	86 R.
C	N. 33° 30' E.	Dead box	50	LXXX, R. 88.
D	Stake	88 R.	Stake	found.
E	N. 5° 00' E.	Dead box	42	88, 83, 84 R.
F	S. 85° 00' W.	do	23	84 R.
G	S. 27° 00' E.	Stump	25	84 R.
H	N. 3° 00' E.	Dead box	14	XLVII R.
I	S. 46° 30' W	do	15	XXXI, XLIV R.
J	N. 15° 00' E	do	24	XXIX, XL, XLII R.
K	N. 86° 30' E	do	65	XII R.
L	East	do	43	XII R.
M	N. 43° 30' W	do	118	R.
N	S. 7° 00' W.	do	88	LXIII R.
O	S. 63° 00' W	do	13	LXIII R.
P	N. 25° 00' W	do	27	LVI R.
Q	N. 42° 00' E	do	23	LVI R.
R	S. 87° 00' E.	Gum	38	LVI R.
S	Dead box	N. & W. sides	R south	side old marked tree.
T	N. 5° E.	Dead box	16	LXXVI and R over 85

Transmitted to the Sur Genl.
March 19th, 1874.
Thomas Evans.

(Sig 556)

PHOTO-LITHOGRAPHED AT THE GOVT. PRINTING OFFICE, SYDNEY, NEW SOUTH WALES.

1875–6.

LEGISLATIVE ASSEMBLY.

NEW SOUTH WALES.

RESERVE No. 16, PARISH OF ATTUNGA.

(WITHDRAWAL OF.)

Ordered by the Legislative Assembly to be printed, 8 *August*, 1876.

RETURN to an *Order* made by the Legislative Assembly of New South Wales, dated the 20th July, 1876, That there be laid on the Table of this House,—

"Copies of all Correspondence, Plans, Letters, Petitions, and other Papers "in the possession of the Government relating in any way to the with- "drawal of Reserve No. 16, County Inglis, Parish Attunga."

(*Mr. Bennett.*)

SCHEDULE.

NO.		PAGE.
1.	Circulars from the Surveyor General to Surveyors, intimating that descriptions of Reserves from Conditional Purchase for Water Supply should be prepared, and enclosing sketch. 9 December, 1864	2
2.	John Gill applying for the purchase of land in virtue of improvements. 31 January, 1865	2
3.	District Surveyor Dewhurst to Surveyor General, forwarding five tracings showing water reserves. 5 May, 1865	3
4.	Same to same, forwarding letter of John Gill's and requesting instructions. 18 May, 1865	3
5.	Circular from Surveyor General to Surveyors, on subject of proposed reserves from sale. 9 August, 1865	4
6.	Surveyor General's memorandum that portions of Mr. Burdekin's Attunga Run be reserved from sale. 17 October, 1865	4
7.	Minute of Executive Council, that lands situated at the Peel River, and Moore's and Attunga Creeks, be reserved from sale. 25 October, 1865	4
8.	*Government Gazette* notice of reserves from conditional purchase. 21 November, 1865	4
9.	Hanley Bennett, Esq., M.L.A., to Under Secretary for Public Works, forwarding petition from W. Smith, J. Carney, M. Flynn, and others, requesting that Reserve No. 16 be withdrawn from sale. 2 July, 1875	5
10.	Under Secretary for Public Works to Hanley Bennett, Esq., M.L.A., informing him that his letter and petition has been sent to the Under Secretary for Lands. 5 July, 1875	6
11.	District Surveyor Dewhurst to Surveyor General, reporting on petition No. 9. 17 July, 1875	6
12.	Under Secretary for Lands to H. Bennett, Esq., M.L.A. 18 August, 1875	7
13.	Hanley Bennett, Esq., M.L.A., to the Minister for Lands, forwarding petition from residents of Moore's Creek, &c., praying that certain reserves may be set apart for public use, and minutes thereon. 19 January, 1876	7
14.	John M'Elhone, Esq., M.L.A., to the Minister for Lands, requesting that Reserve No. 16 on Attunga Run may be made a permanent public or stock reserve, with memorandums thereon. 21 April, 1876	8
15.	Petition by W. Alderton, A. Fox, and ninety-five others, requesting that reserve may not be interfered with. 21 April, 1876	8
16.	District Surveyor Dewhurst to Surveyor General, reporting on petition, with plan. 5 May, 1876	9
17.	Petition by P. Brogan, J. Brogan, and seven others, applying that the reserve on Attunga Run be kept open. 15 May, 1876	10
18.	Surveyor General's memorandum that reserve be withdrawn from sale. 16 June, 1876	10
19.	Minute of Executive Council recommending a reserve from lease for access to water. 17 June, 1876	10
20.	*Government Gazette* notice of reserve from lease for access to water. 27 June, 1876	10
21.	Under Secretary for Lands to Land Agent at Tamworth. 20 July, 1876	11

RESERVE No. 16, PARISH OF ATTUNGA.

No. 1.

THE SURVEYOR GENERAL to SURVEYORS.

9 December, 1864.

SIR,

As at the end of the ensuing year the leases in the squatting districts will expire, and the land will be open to conditional purchase, it is necessary that measures should be taken to prevent a monopoly of the supply of water, which in the Western Districts is particularly scarce.

2. I have therefore the honor to request that you will be good enough to prepare descriptions of reserves from conditional purchase for water supply and other public purposes, embracing the most valuable watering-places which may be known to you, and that you will mark them upon the ground at the points where they abut upon the water, and continue that marking for a short distance, perhaps half a mile, sufficient to indicate the direction of the lines.

3. These reservations should in some instances extend for several miles into the back country, and in every case far enough to avoid the possibility of their being shut up by the selection of portions crossing them, which would defeat the object for which they are designed, viz., that of providing for the supply of water to the back country, not only to lands available for sale but also for lease. On the principal streams in the squatting districts as much as one-fifth of the frontage may be reserved, extending back so far as may be deemed necessary to prevent defeat.

4. The position and width of the reserves will depend upon their local merits, and to a certain extent upon the most judicious arrangements for maintaining cattle or sheep upon the back country, and in these cases much valuable information may be gathered from the lessees.

Appendix A. 5. A sketch illustrative of some of the various forms of reservation is enclosed for your guidance.

I have, &c.,

P. F. ADAMS.

No. 2.

MR. JOHN GILL'S APPLICATION.

[Appendix A.]

Lands Act Amendment Act, 1875.

Application for the purchase of improved Crown Lands.

Moonby, 31 January, 1865.

SIR,

Having erected the improvements detailed below, and which I estimate to be worth £60, I have the honor to apply that I may be permitted to purchase, without competition, under the provisions of the "Crown Lands Alienation Act of 1861," the Crown Lands on which they stand, and which are described hereunder.

The improvements referred to are now in my possession.

I have, &c.,

The Minister for Lands, Sydney. JOHN GILL.

Nature of improvements :—

Cottage, wash-pool, or for sheep-washing.

Description of land :—

County of Inglis, town of , on Moore Creek.

The Moore Creek Run, district of Liverpool Plains, is held under a promise of lease by Mr. John Gill.—A.O.M. B.C., Crown Lands Office, 2nd March, 1865. The Surveyor General.

Mr. Licensed Surveyor Dewhurst to measure, if improvements are sufficient.

I have declined to measure this for Mr. Gill, on the ground that the washpool, a small waterhole, is the only permanent water on the Moore Creek or near it. It should therefore be reserved for public purposes. If sold, it must all go, as it is too small to admit of a part being reserved. It is a round hole near the creek.—A. DEWHURST, August 16.

Will Mr. Dewhurst recommend sufficient area to embrace the waterhole and running back, to be of benefit to the back country, and prepare a sketch giving sufficient data to admit of the preparation of the required *Gazette* notice.—W. A. B. GREAVES, D.S. 19 August, 65/345.

The recommendation, sketch, and description have gone in, with letter No. 65/63, dated May 30th, 1863.—A.D. Forwarded to the Surveyor General.—W. A. B. GREAVES, 1 Sept., /65.

No. 3.

No. 3.

MR. DISTRICT SURVEYOR DEWHURST to THE SURVEYOR GENERAL.

Tamworth, 5 May, 1865.

SIR,

I have the honor to enclose to you certain tracings (five in number) showing the water reserves I have lately made in this district, which I trust will meet with your approval. In any case, I respectfully request that you will let me know at your earliest convenience if I have carried out the intentions of your instructions relative to that matter, that I may be guided in my future duties. Appendix B.

I have sent no written descriptions, as they can be better arranged perhaps in the office.

I have, &c.,
ARTHUR DEWHURST.

Copied and charted,—W. A. B. GREAVES, 16 May, 1865.

With reference to the latter part of the first paragraph, so much depends upon the knowledge of the country by the surveyor and the merits of each particular case that only general remarks can be offered, and those based upon inferences or suppositions based upon the scant information provided in the tracings themselves. In the reserves north of Moore Creek, if there are no other permanent springs than those shown on the plan, and which have been entirely reserved, it would appear that the further settlement of the country would be prejudiced through the impossibility of participation in the water. (*See specimen sent with circular instructions.*) Again, in some cases the forms adopted appear to be very complicated, and unless marked upon the ground at a cost not at present contemplated would be a serious bar to selection by conditional purchase. The scale on which they are plotted is very inconvenient, and should be either twenty or forty. The bearing and distance of the starting point for description should be given in each case from some known point; marked trees, unless growing in some peculiar position with reference to some natural feature or erection, are too much liable to be disputed. In making recommendations, the distance the reservations are to extend back should always be defined by the surveyor, as the practice in this office is to adhere to the distance indicated by the length of the side-lines, which are often only intended as an indication of direction.—P.F.A.

Forwarded to Mr. Surveyor Dewhurst, who will peruse the above and return this paper. B.C., 29 May, 1865. For the Surveyor General.—P. F. ADAMS.

Surveyor Dewhurst has perused these notes carefully, and will endeavour to the best of his ability to meet the Surveyor General's wishes.

He thinks however, in justice to himself, he ought to reply to some parts of these instructions or remarks :—

1. In the first place, he feels the Surveyor General has scarcely had leisure to notice his plans attentively, or he would not have complained of the very scanty information.

2. With respect to the "inconvenient scale," all the surveys properly belonging to the work have been plotted to the scale of 20, in accordance with instructions. These tracings have probably not yet been forwarded from the District Office, or possibly overlooked.

The large tracing was a new sketch, sent in order that the Surveyor General might see at a glance the general position of one reserve with another. The scale there used was the only one that suited the paper in Mr. D.'s possession. He regrets it has not been found useful.

The bearings have not been given in any case, and the distances in all but those when I thought it unnecessary ; and with *one* exception the reserves start along some old measured line, or from some point that really cannot be disputed.

Mr. Dewhurst believes there will be no difficulty whatever in following out these lines, and no expense need be incurred in marking them.

There is no agricultural land near these springs or along the proposed reserve except near the creek. The supply is a mere dropping.

There can be no bar to *bonâ fide* conditional purchase by reserving grazing land from speculators, whose views, to say the least of it, are not agricultural, and it saves the rent of a run that otherwise would not be worth the holding.

A. DEWHURST,
28 July, 1865.

To the Surveyor General.

W. A. B. GREAVES, 31 July, 1865.

Mr. Adam,—The tracing showing reserves for water supply transmitted by Mr. Dewhurst's letter, 65/50.—5 May, 1865.

No. 4.

MR. DISTRICT SURVEYOR DEWHURST to THE SURVEYOR GENERAL.

18 May, 1865.

DEAR SIR,

In reference to *Water Reserve on my licensed Station*, I have been informed by the Minister for Lands that by the regulation I am entitled to one mile in four instead of one in five, also, that in case I should show just reason, I would be allowed one mile in three.

I request that you will make the reserve accordingly.

I am, &c.,
JOHN GILL.

A. Dewhurst, Esq., Tamworth.

Urgent.—In the 3rd clause of Surveyor General's Circular, No. 64–2,680, dated 9th December, 1864, the Surveyor General states that as much as one-fifth of the water frontage may be reserved. Has this regulation been amended, and what am I to do in Mr. Gill's case?

ARTHUR DEWHURST,
18 May, 1865.

It

It is submitted that any fixed or arbitrary amount of river or creek frontage to be reserved from conditional purchase for water supply, &c., in the district under consideration, would be undesirable. The most important reservations now being made in that locality, are for access to springs away from such frontage, hence the necessity of reserving the frontage is less. The surveyors have been instructed to reserve one-fifth of the frontage, and it is recommended that they should receive a further circular to the effect that when the back country is destitute of water the amount may be increased to one-fourth of the frontage.

For the Surveyor General,
P. F. Adams,
23 July, 1865.

Approved.—John R., 20 July.

No. 5.

The Surveyor General to District Surveyors.

Surveyor General's Office,
Sydney, 9 August, 1865.

Sir,

Referring to the 3rd paragraph of my circular of the 9th December last, on the subject of proposed reserves from sale, &c., for water supply for squatting runs, I have the honor to inform you that where the back country may be without permanent or comparatively permanent water, the frontage of the reserves may be increased to one-fourth of the frontage which the runs may have to any rivers, creeks, &c.

2. To prevent misapprehension, I think it necessary to state that these reserves, which will be made under the 4th section of the Alienation Act, will not withdraw the lands from lease, or in any way interfere with the rights of the licensed occupants of the run on which they may be made. For public watering-places, either for travelling teams and stock, or for the benefit of settlers not immediately adjoining the water, reserves of a more permanent character will be made, and the lands withdrawn from lease, under the 5th section of the Occupation Act. It is therefore necessary that you should state distinctly in your report the purpose for which the reserves you may propose are required, and whether they should be treated under the 4th section of the Alienation Act or the 5th section of the Occupation Act.

3. For your guidance, I enclose a sketch illustrating the manner of dealing with certain cases frequently occurring in practice.

I have, &c.,
P. F. ADAMS.

No. 6.

The Surveyor General to The Under Secretary for Lands.

On the report of Mr. Surveyor Dewhurst, it is recommended that the portions of Mr. Burdekin's Attunga Run, Liverpool Plains District, of which descriptions are enclosed, should be reserved from sale under the 4th section of the Act, for water supply for the run mentioned.

Two of the proposed reserves have frontage to Moore's Creek of 8 chains and 35 chains respectively, two have frontage to the Peel River of 20 chains and 25 chains respectively, and two have frontage to Attunga Creek of 20 chains and 40 chains respectively.

W. R. DAVIDSON.

B.C., 17th October, 1865. Approved.—John R.

No. 7.

Minute Paper for Executive Council.

Department of Lands,
Sydney, 25 October, 1865.

It is recommended to His Excellency the Governor and the Executive Council that the lands within described, situated at the Peel River and Moore's and Attunga Creeks, be reserved from sale under the 4th section of the "Crown Lands Alienation Act of 1861," for water supply or other public purposes.

B.C. to Executive Council. W. M. ARNOLD.

The Executive Council advise that the portions of land herein described be temporarily reserved from sale, in terms of the 4th clause of the "Crown Lands Alienation Act of 1861."

ALEX. C. BUDGE,
Clerk of the Council.

Approved, 11th November, 1865.—J.Y.

No. 8.

Government Gazette Notice of Reserves from Conditional Purchase.

Department of Lands,
Sydney, 21 November, 1865.

Reserves from Conditional Purchases.

His Excellency the Governor, with the advice of the Executive Council, directs it to be notified, that in pursuance of the provisions of the "Crown Lands Alienation Act of 1861," the land specified in the Schedule appended hereto shall be reserved from sale until surveyed, for the preservation of water supply or other public purposes:—

Pastoral District of Liverpool Plains, No. 16, County of Inglis, at the Peel River and Moore's Creek, containing $3\frac{3}{4}$ square miles. The Crown land within the following boundaries: Commencing on Moore's

Moore's Creek at an apple-tree marked broad-arrow WR11, situated at the confluence of Boundary and Moore's Creeks; and bounded on the east by Boundary Creek upwards, 105 chains; on the north by a line bearing west, distant 25 chains from the north boundary of Moore's Creek use of lane, 50 chains; again on the east by a line bearing N. 17° W. 247 chains, passing about 5 chains easterly of a tree marked broad-arrow WR8 at Curragong Springs; on the south by a line bearing N. 79° E. 1½ mile; again on the west by a line bearing N. 17° W. 25 chains; again on the north by a line bearing S. 79° W. 3 miles and 25 chains; on the west by a line bearing S. 17° E. 25 chains; again on the south by a line bearing N. 79° E. 1½ mile; again on the west by a line bearing S. 17° E., distant 25 chains from the second aforesaid eastern boundary 150 chains; again on the north by a line bearing west 300 chains to the Peel River; again on the west by that river upwards, about 30 chains to the N.W. corner of 318 acres conditional purchase by — Boyce; again on the south by the north boundary of that land and its easterly prolongation, bearing east in all 290 chains; again on the west by a line bearing S. 17° E., distant 25 chains from the second aforesaid eastern boundary, 90 chains; again on the south by the north boundary of the Moore's Creek Reserve from lease bearing east 42 chains; again on the west by a line bearing south 80 chains to Moore's Creek; and again on the south by that creek, easterly, about 8 chains, to the confluence of Boundary Creek aforesaid.

Liverpool Plains District, No. 17, County of Inglis, on Moore's Creek, about 70 chains below the confluence of Wallaby Creek, containing 560 acres. The Crown lands within the following boundary: Commencing on Moore's Creek at an apple-tree marked 1 broad-arrow & broad-arrow WR3, at the north-eastern corner of 400 acres, measured under pre-right for J. Gill, and bounded thence on the east by that creek upwards, 40 chains, to an apple-tree marked broad-arrow WR3; on the north by a line bearing west 2 miles; on the west by a line bearing south about 35 chains; and on the south by the westerly prolongation of the north boundary of the 400 acres aforesaid, and that boundary bearing east, to the point of commencement.

No. 18, County of Inglis, on Moore's Creek and Gill's Creek, containing 2 square miles. The Crown lands within the following boundaries: Commencing at the confluence of Gill's Creek with Moore's Creek; and bounded thence on part of the south by Moore's Creek upwards 5 chains to a stake; on the east by a line bearing north 78 chains; on the south by a line bearing east to Moore's Creek at an apple-tree marked broad-arrow WR2 and broad-arrow C65; on the east by that creek, upwards, to an apple-tree marked broad-arrow WR2, near the sheep station at J. Gill's wash-pool; about 72 chains in a direct line; on the north by a line bearing west to Boundary Creek; on the west by that creek, downward, 10 chains; again on the south by a line bearing east about 1 mile and 45 chains; again on the west by a line bearing south to Moore's Creek at an apple-tree marked broad arrow WR and A65, 5 chains westerly from the confluence of Gill's Creek; and on the remainder of the south by Moore's Creek, upwards, to the point of commencement.

No. 19. County of Inglis, on Attunga Creek, about 1 mile above the confluence of Spring Creek, containing 480 acres. The Crown Lands within the following boundaries: Commencing on Attunga Creek, at an apple-tree marked broad-arrow WR4; and bounded thence on part of the west by a line bearing north 1¼ mile; on the north by a line bearing east 20 chains; on the east by a line bearing south 3 miles, crossing Attunga Creek at a stake at an oak-tree marked broad-arrow WR4; on the south by a line bearing west 20 chains; and on the remainder of the west by a line bearing north to Attunga Creek, at the point of commencement.

No. 20. County of Inglis, at Attunga Creek, about 2 miles above its confluence with the Peel River, near Attunga station, containing 3½ square miles. The Crown Lands within the following boundaries: Commencing on Attunga Creek, at an apple-tree marked broad-arrow WR, near Attunga station; and bounded thence on the south by a line bearing west 85 chains; on the south-west by a line bearing north 40° west 230 chains; on the north-west by a line bearing north 50° east 160 chains, to the north boundary of 40 acres applied for to purchase by Mrs. Burdekin, at the dams on the small creek, at a point about 6 chains north-westerly from the northern dam; thence on the west by a line bearing north 2 miles; on the north by a line bearing east 20 chains; on the east by a line bearing south about 2 miles and 35 chains; on the south-east by a line bearing south 50° west, distant ½ a mile from the north-western boundary, about 1½ mile; on the north-east by a line bearing south 40° east, distant ½ a mile from the south-western boundary, about 2 miles and 10 chains; and on the north by a line bearing east to Attunga Creek, at a marked apple-tree broad-arrow WR1, distant ½ a mile from the south boundary; and again on the east by that creek downwards, to the point of commencement.

No. 21. County of Inglis, on the Peel River, adjoining M. A. Burdekin's 990 acres, containing 320 acres. The Crown Lands within the following boundaries: Commencing on the Peel River, at the south-eastern corner of M. A. Burdekin's 990 acres; and bounded on the west by the east boundary of that land and its northerly prolongation, being in all a line bearing north 2 miles; on the north by a line bearing east 20 chains; on the east by a line bearing south to the Peel River; and on the south by that river downwards, to the point of commencement.

No. 9.

HANLEY BENNETT, ESQ., M.L.A., to THE UNDER SECRETARY FOR PUBLIC WORKS.

Assembly Chamber, 2 July, 1875.

SIR,

I have the honor, by request of the persons whose names are attached to the enclosed, to forward you the same, and from my own knowledge of the locality and position of them, have no hesitation in stating that the detail of their grievance is true and request is nothing unreasonable, and recommend that the same be accorded.

Yours, &c.,
HANLEY BENNETT.

Forwarded to the Under Secretary for Lands as a matter belonging to the business of his department.—B.C., 5/7/75.—J.R. Inform H. Bennett, M.P., 5/7/75.

Referred for the consideration of Mr. District Surveyor Dewhurst.—R. D. FITZGERALD, for Surveyor General. Replied to, July 17, 75/51.—A. DEWHURST.

[*Enclosure.*

[*Enclosure.*]

Messrs. William Smith, John Carney, Michael Flynn, and others, to The Honorable the Minister for Lands.

Moore Creek,
26 June, 1875.

Sir,

We, the undersigned inhabitants of Moore Creek and surrounding district, most respectfully request that Reserve No. 16, notified 21st November, 1865, situated on the River Peel, and adjoining portion 27 on the south, and portions 28 to 73 on the north and on the east to the junction of Boundary Creek with Moore Creek, may be withdrawn from sale and lease and set apart as a public reserve for the benefit of those persons who have settled down on the lands surrounding the said reserve as *bonâ fide* agriculturists, for the following reasons:—

1. In consequence of their being no vacant Crown Lands, with the exception of the reserve above-mentioned, whereby we can with safety turn out a few head of stock or gain access to River Peel, either for domestic purposes or as a watering place for our stock in time of drought, but by taking advantage of the reserve referred to (No. 16). In all due respect,

We have, &c.,
WILLIAM SMITH.
JOHN CARNEY.
MICHAEL FLYNN.
AND TWENTY-EIGHT OTHERS.

No. 10.

THE UNDER SECRETARY FOR PUBLIC WORKS to HANLEY BENNETT, ESQ., M.L.A.

Department of Works,
Sydney, 5 July, 1875.

SIR,

See No. 9.

I am directed by the Secretary for Lands to acknowledge the receipt of your letter of the 2nd instant and petition, and to inform you that the same has been forwarded to the Under Secretary for Lands, to whom as a matter belonging to the business of that department it should have been addressed; and I am to refer you to that officer for any further reply to your communication.

I have, &c.,
JOHN RAE.

No. 11.

MR. DISTRICT SURVEYOR DEWHURST to THE SURVEYOR GENERAL.

Tamworth, 17 July, 1875.

SIR,

Tracing Appendix C.

I have the honor to inform you that I have, in accordance with your instructions, carefully considered and investigated the request or petition of W. Smith, and thirty others whose signatures are attached to it, that the reserve No. 16 be withdrawn from sale and lease; and I have now to report in the first instance that the reserve has been and is now withdrawn from sale, but that I cannot recommend its withdrawal from lease on the following grounds:—

1st. That the reserve was specially designed and recommended for the use of the run, to enable the large herd of cattle belonging to the lessees to have a feeding ground and access to the river from all parts of the same *undisturbed*, and that the alienation of the reserve from the run would be highly detrimental to the property as a Government estate at lease.

2nd. That at the time the applicants selected their land they were perfectly aware of the existence of this reserve and of any drawbacks that were likely to accrue to them from the same.

3rd. That the persons whose names are attached are not suffering for want of water, as they can always have an abundant supply from Moore Creek on the reserve on the Peel at its junction.

4th. That the petition is not *bonâ fide*, inasmuch as it has been signed by persons who have no interest in the question, and by others who are so strongly opposed to it that a deputation has called on me requesting that their names may be erased.

5th. That should this petition be acceded to, I am given to understand that a counter one would at once be got up signed by all the respectable selectors and landowners in the vicinity, to prevent if possible the disreputable portion of their community from having undisturbed possession by night and day of a foraging ground, on which and from which they could commit their depredations on the stock loose and in paddocks in proximity to the reserves.

6th. That I am aware as a fact that the lessee has been solicited to erect a sheep station on the reserve, to check if possible the fearful depredations that are continually going on at night on the quiet cattle and stock of the neighbouring selectors.

7th. In conclusion, I respectfully call your attention to the list of signatures, and you will at once see by the pencil note, each name, the particulars of the claim of each applicant, and by the sketch, that if T. Kennedy, Huxley, Gallagher, Brogan, and Condelly, have the disposal of the land now reserved,—all the money expended by Mr. Burdekin, and Messrs. Coulton, Blau, and Condron, in fencing in their property will have been expended in vain.

I have entered more into particulars with respect to the subject of this petition than perhaps may appear necessary, but I have done so assured that the retention of this reserve to the run is of vital interest to all classes of the community.

I have, &c.,
A. DEWHURST.

Submitted, on this report, that the reserve be not interfered with.—ROBERT D. FITZGERALD, for Surveyor General. B.C., 29 July, 1875.

Approved—T.G., 5/8/75.

No. 12.

No. 12.

THE UNDER SECRETARY FOR LANDS to HANLEY BENNETT, ESQ., M.L.A.

Department of Lands,
Sydney, 18 August, 1875.

SIR,

Referring to your letter of the 2nd ultimo, enclosing a petition from certain inhabitants of Moore Creek, requesting that Reserve No. 16, on the Peel River, may be proclaimed a public reserve, I am directed to inform you that it appears from a report made by the Surveyor General that any interference with the reserve in question would be injurious to the public interests, and therefore the Minister for Lands has been pleased to decide that the request of the petitioners cannot be complied with.

I have, &c.,
W. W. STEPHEN.

No. 13.

HANLEY BENNETT, ESQ., M.L.A., to THE MINISTER FOR LANDS.

Assembly, 19/1/76.

SIR,

For a second time I have the honor to forward you the accompanying petition, signed by ninety-seven persons, residents on Moore Creek and travellers in the district of Liverpool Plains, praying that the reserve therein noted may be set apart for the exclusive use and benefit of the petitioners and the general public, and trust that in this you will not allow the interest of two persons only, namely, Licensed Surveyor Dewhurst and the lessee of the Attunga Run, who have jointly thought proper to run a line of fence in order to prevent the residents in this locality and the general public, especially at this present unfortunate dry season of the year, from free access to the river Peel for water, and to the use of the reserve and back lands for grazing purposes of travelling stock and teamsters.

2. And further, for your information, I beg to state that it is unfair to the numerous farmers and others located in this portion of the district and to the general public to call on Surveyor Dewhurst to report in this particular case, as was the case on the previous occasion when I forwarded you a similar petition, from the fact that this surveyor did engage men and cause the south boundary of this reserve to be fenced up by a person named Cameron, who from his own knowledge was aware that he had fenced in a block of Crown lands containing about 100 acres, adjoining one or two blocks held in the name of minor and other employés conditionally in the interest of this surveyor, which fact is well known to the residents in the neighbourhood, and which 100 acres above referred to this person abovementioned conditionally purchased, but from the date of purchase up to this date this surveyor has been constant in his grovelling disposition to hunt Cameron from his legitimate right in the 100 acres, and has so far succeeded with the officers of the department that Cameron has received the usual and formal notice that in consequence of improvements having been erected on this identical lot, his purchase paid, and a form to apply for the refundment of his deposit is sent to him; but Cameron, knowing that the fence he erected was not improvement in accordance with the terms of Alienation Act of 1861, under which Act he took up the land, has by my instructions refused to relinquish his holding at the bidding of this surveyor on the notice from the department, until the facts of the case as herein stated have been submitted for your consideration, and forward inquiry; and I would suggest that Cameron and Dewhurst be both heard before Commissioner J. Delaney, Esq., at the first Court of Inquiry to be held at Tamworth, when all the facts can be more satisfactorily obtained than by any bald report coming from a single interested person, which Mr. Dewhurst decided, the only person excepting the lessee of Attunga Run in preventing this reserve being dedicated as herein desired.

Yours, &c.,
HANLEY BENNETT.

P.S.—A reply to correspondence is desired as early as possible.—H.B.

Petition to the Honorable Minister for Lands, through H. Bennett, M.L.A.

Respectfully showeth,

1. That your Petitioners learn with deep regret, through the columns of one of the local papers, that their application, which was forwarded to you some few months back by Mr. Bennett, M.L.A, requesting that *Reserve No.* 16, notified 21st November, 1865, adjoining portion 27, on the South Peel River, and portions 28 and 73 on the north, and on the east by Moore Creek, should be withdrawn from *sale and lease*, and set apart as a public reserve for the use of teamsters, travelling stock, and those persons who have settled down as *bonâ fide* agriculturalists and graziers in close approximation to the said reserve, such should have been refused upon the bald and personally interested report of *District Surveyor Dewhurst*, who is one of two persons only that could possibly be benefited by leaving this reserve as at present exclusively in their possession as commonage land.

2. Your Petitioners feel somewhat surprised to find that the only reason why their petition should have been set aside, viz., that if the reserve applied for should be withdrawn from sale and lease, and handed over to the public, as a camping, grazing, and public watering-place, such would operate injuriously against the interests of the general public; such an argument as a ground of refusal we look upon as the greatest fallacy that could possibly be advanced, and cannot be defended in any way.

3. Your Petitioners hereby again most respectfully request that Reserve No. 16, embracing the cardinal points referred to in the first clause of this petition, be withdrawn from sale and lease, and set apart as a public camping place for teamsters, travelling stock, and as temporary pasturage land for the use and benefit of the residents on and in the vicinity of Moore Creek.

4. Your Petitioners, in further support of their request, beg to state for your information, that there not being a sufficiency of vacant Crown Lands between Tamworth and the nearest public reserve, a distance from 20 to 25 miles, where teamsters, travellers, or others, can with safety turn out for grazing purposes their working bullocks, horses, or any other stock, without subjecting themselves to annoyance and expense for poundage, except this reserve, No. 16.

In

In conclusion, your Petitioners most respectfully request that the interest of the public generally, their humble solicitation will command your first consideration in preference to any personal interest that may be urged by the lessee of Attunga Run or the District Surveyor.

And, as in duty bound, your petitioners will ever pray.

FRANCIS CAMERON.
GEORGE COULTON.
GEORGE GOBBOLL.
AND NINETY-FOUR OTHERS.

Forwarded to me by Hanley Bennett, M.P. I should like to see all the papers at once.—T.G.

The reserve referred to was recommended for water supply by Mr. Surveyor Dewhurst in 1865, and is of the form shown on the attached sketch. The Manilla Road crosses it near the Peel River, and for a distance back from the river on either side of the reserve for about 3½ miles the land has been alienated. I am not aware of any report on matter by Mr. Dewhurst.

The reserve is shown on the enclosed tracing, and with the petition attached is referred for the consideration of Mr. District Surveyor Dewhurst, and for his early report as may be best suited to meet the present necessity.—ROBT. D. FITZGERALD, for Sur. Genl., B.C., 18/-/76.

No. 14.

JOHN MCELHONE, ESQ., M.L.A., to THE MINISTER FOR LANDS.

Sydney, 21 April, 1876.

SIR,

A number of persons in the electorate of Liverpool Plains have written me in reference to a petition presented by Mr. H. Bennett.

They state that Reserve No. 16, on Attunga Station, has five permanent waterholes on it; and they request that it may be made a public reserve for the use of a number of selectors living near it, as the lessee of the run, Mr. Rodgers, is fencing it in, and getting up a petition signed by the stockmen and others in his employment, to have it closed against the selectors or make it a station reserve; and if this is done a number of selectors will be shut out from getting water at it, and there is no other water near; and that Mr. Rodgers has two more reserves on his run well fenced in.

I have the honor to request that you will make No. 16 a permanent public or stock reserve for the use of selectors and others.

I remain, &c.,
J. McELHONE.

I should like to know at once how this matter stands.—T.G., 24/4/76.

Hearing this mattter is with Mr. Dewhurst, have a reminder sent at once to inform Mr. McElhone. T.G., 24/4/76.

Mr. McElhone was informed verbally of the intended action.—G.L., 26 April, /76.

Referred for the consideration of Mr. District Surveyor Dewhurst, who will be good enough to expedite his report upon the subject.

ROB. D. FITZGERALD,
for Surveyor General.

District Surveyor Dewhurst.

Reported on by my letter No. 76/69, with plan. I may suggest the propriety of allowing Mr. McElhone to see my report and plan, as he is a stranger to this district, and has evidently been to some extent misled.

A. DEWHURST,
5 May, 1876.

Surveyor General.

No. 15.

PETITION BY W. A. ALDERTON, A. FOX, AND OTHERS.

To the Honorable the Minister for Lands,

The Petition of the undersigned,—

RESPECTFULLY SHOWETH :—

That your Petitioners having heard with considerable surprise that a second petition has been got up by Mr. Hanley Bennett to reserve from lease Reserve No. 16, parish of Attunga, most respectfully point out that the interests of Moore Creek and Attunga, and more particularly those of the lessee of the run, by such a reservation would be seriously injured without conferring the smallest benefit on any section of the community.

1. Your Petitioners humbly point out that all the farms or selections south of this reserve have been completely fenced in by the several owners, who have therefore no desire for the alienation proposed.

2. That there has never been any traffic along this reserve, nor has there ever been a case of impounding sanctioned by the lessee of the run.

3. That the reserve is destitute of water except at its western extremity, where it abuts on the river.

4. That reserved roads already exist that enable every resident within miles of this reserve perfect facility to water stock at the river.

5. The teamsters, and those parties travelling stock, have never found it desirable to camp on this reserve owing to the great distance from the road to the river.

6. That two large reserves for camping purposes already exist between this reserve and Tamworth: one about half a mile south of it, containing 1,000 acres, at the junction of Moore Creek, which has always been used by teamsters and drovers, and which is reserved from lease; and one about 1 mile nearer Tamworth again. And thus another reserve, specially set apart for these purposes, exists at the crossing of Attunga Creek, about 2 miles north of this Reserve No. 16.

7. Your Petitioners reluctantly point out that the petition referred to as having been circulated by Mr. Bennett is not one having for its object the benefit of the community, but has been prompted by personal feeling, and they therefore humbly beg that this Reserve No. 16 will not in any way be interfered with.

And your Petitioners, as in duty bound, will ever pray.

W. ALDERTON.
ALBERT FOX.
AND NINETY-FIVE OTHERS.

Attunga.

No. 16.

MR. DISTRICT SURVEYOR DEWHURST to THE SURVEYOR GENERAL.

Tamworth, 5 May, 1876.

SIR,

In compliance with your memorandum, No. 57, of the 18th February, I have the honor, in the first instance, to refer you to my report, No. 75/65, dated July 17th, 1875. See No. 11.

In that report I endeavoured to give full and sufficient reason why the request now repeated should not be complied with.

The petition now forwarded to me contains the names of about ninety persons, and setting aside whether each or any of these persons have the slightest interest in having Reserve 16 thrown open as a common it must deserve serious attention.

I most respectfully direct your notice to the enclosed plan, which shows the whole reserve applied for; the measured lands adjoining or in proximity to it; the names of the owners of those lands (which may be referred to the petition); the road from Tamworth to Attunga, Manilla, &c.; and the various reserves along the same which are open for camping and the agistment of stock, common, or travelling in the vicinity of this No. 16 Reserve. Appendix D.

The reserve itself is destitute of water, with the exception of its river frontage. Moore Creek has been dry for months, and the springs, having been more or less destroyed by the trampling of cattle, have long since ceased running.

You will at once observe that the greater part of the measured lands adjoining or near this reserve is owned by the lessee of the run, or by persons who have not thought proper to sign Mr. Bennett's petition; also, that the only persons in the vicinity of the reserve who may be expected to gain a benefit and who have signed this petition are four in number.

With regard to teamsters, settlers, and travelling stock, I may draw your attention to the main road from Tamworth to Manilla, &c., &c., in order to examine what provision already exists for their convenience.

A reserve, No. 63, notified December 27th, 1865, has been made about 2 miles south of this reserve No. 16.

A large reserve, containing nearly 1,000 acres, No. 64, notified September 30th, 1864, has been made half-a-mile south of the same; and another, for the same purposes, not quite 2 miles north of the same, being No. 343, or 77 from lease, notified 1st June, 1869.

Permanent water and ready access are obtained on each of these reserves, and the total distance from Tamworth to Moore Creek junction is 8½ miles.

Such simple facts as these thus presented to your notice (which can of course be verified at the head office) compared with Mr. Bennett's petition, paragraph 4, present a contrast which cannot be explained on the ground of a desire to serve the public by setting forth their grievances.

I will again revert to the reason why Water Reserve No. 16 was notified as such in the year 1865.

At this time little or no land had been taken up under conditional purchase in this neighbourhood, but the lessee of the run (Mr. Burdekin) anticipating that in the course of some years, large alienations would take place, applied to me to recommend this reserve in the form now shown on the plan, in order to secure an uninterrupted passage for his stock to water from all parts of his back run, Attunga.

As anticipated the *land has* been largely alienated, and the station cattle still are able to secure a watering place (a privilege I beg you will be pleased to note that has never been denied by the lessee to any conditional purchaser on the run), thus showing that the provision was a wise one; and I cannot divest myself of the feeling that, if I had been right in proposing this reservation for your favourable consideration in the year 1865, I must maintain the position I then assumed in the year 1876, when, as I have before pointed out, everything has met to prove the wisdom displayed in proclaiming it.

In contemplation, however, of the special circumstances attending this most disastrous drought, I believe special, but at the same time reasonable, provision should be made to allow as far as possible every individual settler the shortest possible access to permanent water; and with this view, for the convenience of Messrs. Brogan, Conelly, and J. Hurley solely, I may recommend that a wide road, 3 chains in width, from Portion 84 to the main road, and 8 chains in width from that point to the river be marked out as shown on the plan now enclosed. With regard to A. Hurley, the fourth petitioner, he has, you may observe, permanent water 1 mile from his house.

I have, &c.,
A. DEWHURST.

No. 17.

PETITION OF PATRICK BROGAN, JOHN BROGAN, AND SEVEN OTHERS.

Attunga, 15 May, 1876.

To His Excellency the Governor,

The Undersigned Selectors, joining No. 16 Reserve, on Attunga Run, near Tamworth, do most earnestly appeal to your Excellency for justice in regard to a petition presented to the Minister for Lands, to have No. 16 Reserve thrown open for the settlers and others, as this reserve has six permanent watering places on it, Peel River and Moore Creek frontage, the other four springs most beautiful water. Patrick Brogan selected one of those springs, but had to go back 16 chains; his father, John Brogan, has a farm on the north side of the same reserve, 9 chains from the said spring. No other water to be had nearer than four miles but is fenced in, and Mr. Rodgers, the squatter, is sending in a petition to have it all to himself, and to shut it up on us, so as our families and cattle would perish, and be in his power to get our farms at any price; as it would be impossible to live here if he gets it all to himself, and your Excellency can judge how he wants to foul play us, when he came round and threatened to impound our cattle, for refusing to sign his petition, so he forced many to sign against their will; he also went into Tamworth public-houses, giving drink to the drunken class, so as they would sign for him; this is his injustice, and he knowing right well that our cattle is dying on us fast. Times are very hard on us just now, and us all being honest loyal subjects, call most earnestly on your Excellency, invested with all power, do most graciously grant our prayer.

From your humble and loyal servants,

PATRICK BROGAN.
JOHN BROGAN.
AND SEVEN OTHERS.

No. 18.

THE SURVEYOR GENERAL to THE UNDER SECRETARY FOR LANDS.

A PETITION was received, containing eighty-one signatures, praying that Reserve from Sale No. 16, County of Inglis, Attunga Run, should be withdrawn from lease, and declared a public watering place; a counter-Petition has also been received with 109 signatures attached.

The subject having been referred to Mr. District Surveyor Dewhurst, that gentleman's report is now enclosed. It is submitted for the special consideration of the Honorable the Minister for Lands, that the defined 90 acres, county of Inglis, Attunga Run, be reserved from lease for access to water, as recommended by District Surveyor Dewhurst.

See No. 12.

ROB. D. FITZGERALD,
For the Surveyor General.

B.C., 16 June, 1876. Approved.—T.G.

No. 19.

MINUTE PAPER FOR EXECUTIVE COUNCIL.

Department of Lands,
Sydney, 17 June, 1876.

IT is recommended to His Excellency the Governor and the Executive Council, that the portion of land particularized in the enclosed description, containing about 90 acres, be withdrawn from lease under the 5th section of the "Crown Lands Occupation Act of 1861," for access to water.

THOS. GARRETT.

His Excellency the Governor and the Executive Council.

THE Executive Council advise that the portion of land herein referred to be withdrawn from lease, in terms of the 5th clause, "Crown Lands Occupation Act of 1861," for access to water.

ALEX. C. BUDGE,
Clerk of the Council.

No. 20.

NOTICE OF RESERVE FROM LEASE.

Department of Lands,
Sydney, 27 June, 1876.

Reserve from Lease for access to Water.

IT is hereby notified for general information, that His Excellency the Governor, with the advice of the Executive Council, has been pleased to withdraw for public use for access to water the portion of land hereinafter described, from the Attunga Run of which it hitherto formed part.

THOMAS GARRETT.

Liverpool Plains District.

No. 106. County of Inglis, parish of Attunga, about 90 acres. The Crown Lands with the following boundaries: Commencing on the right bank of the Peel River at the north-western corner of Water Reserve No. 16, notified 16th November, 1865, being the south-western corner of portion 28 of 119 acres; and

and bounded thence on the north by part of the northern boundary of that reserve bearing east, and crossing the road from Barraba to Tamworth, about 161 chains, till it meets a line parallel to, and distant 3 chains from, the western boundary of portion 84; on the west by that line north about 17 chains till it meets the western prolongation of the north side of a reserved road 1 chain wide running through that portion; on the north by that prolongation east about 3 chains to the west boundary aforesaid; on the east by that boundary southerly to its south-west corner; thence by its southerly prolongation south 3 chains; on the south by a line west about 88 chains to the eastern side of the road from Barraba to Tamworth; thence by that road southerly about 5 chains; again on the south by a line distant 8 chains from the northern boundary aforesaid bearing west crossing the road about 74 chains to the Peel River aforesaid; and thence by that river downwards, to the point of commencement.

NOTE.—This reserve forms part of Reserve 16 from sale, notified 16th November, 1875.

[Ms. 76-3,477.]

No. 21.

THE UNDER SECRETARY FOR LANDS to THE CROWN LANDS AGENT, TAMWORTH.

Department of Lands,
Sydney, 20 July, 1876.

SIR,

I am directed to transmit herewith, for your information, a description, with a tracing, showing the portion of the reserve in the county of Inglis which has been revoked, and showing also that portion of the land which by notice in the *Government Gazette* of the 22nd ultimo has been reserved from sale, under the 4th section of the Crown Lands Alienation Act, for the access to water. Reserve 106 from lease.

I have, &c.,
LINDSAY G. THOMPSON,
For the Under Secretary.

[Plans—Appendix A to D.]

Sydney: Thomas Richards, Government Printer.—1876.

[1*s.* 6*d.*]

TRACING

Showing Reserve N°16 from Sale for Water

Parish of Attunga, County of Inglis.

Scale, 2 miles to an inch/

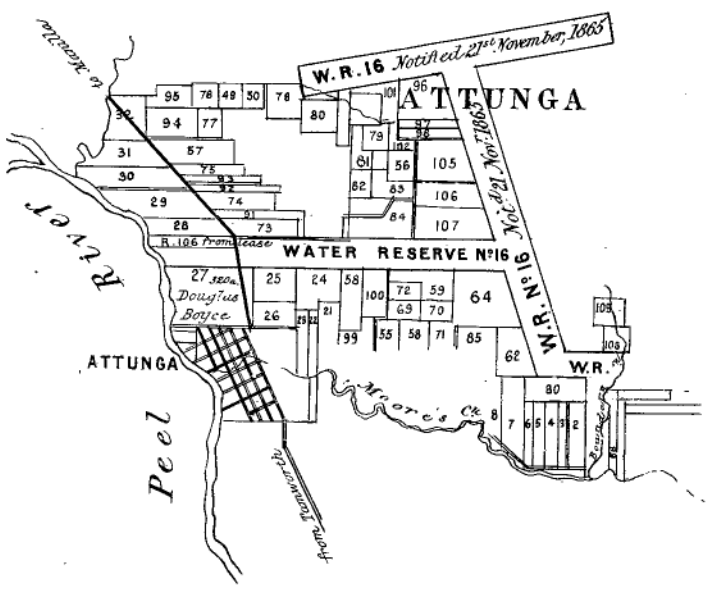

(Sig. 774)

Sketches in illustration of Circular N°64.

1

Sketch showing access to a spring

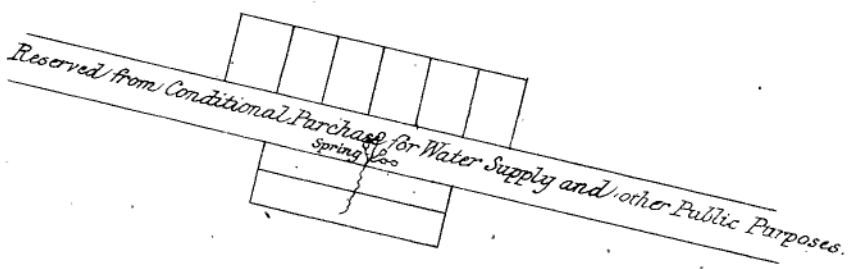

2

Sketch showing access to a Waterhole and allowing at the same time for the measurement of 2 portions having also frontage to permanent water.



3

Sketch showing access to Water; and provision for participation in it also by five measured portions.

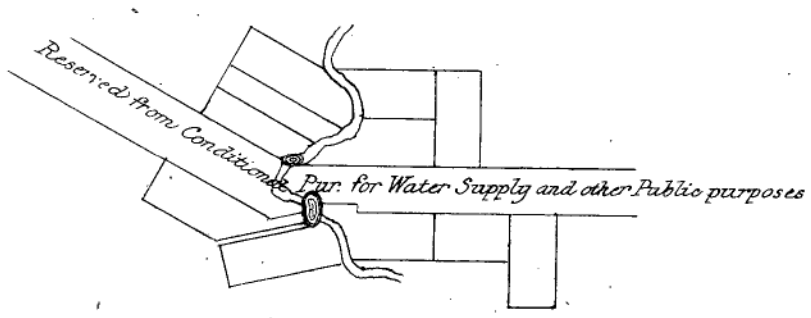

*The other two Tracings are a facsimile of N° 3

Note.

In exclusively Pastoral Country the widths of Reserves should vary between ½ and 1 Mile;
in Country suitable for Agriculture they should be from 4 Chains to ½ a Mile.
The direction of the Reserves should be towards the back Country most in want of Water

Appendix C.

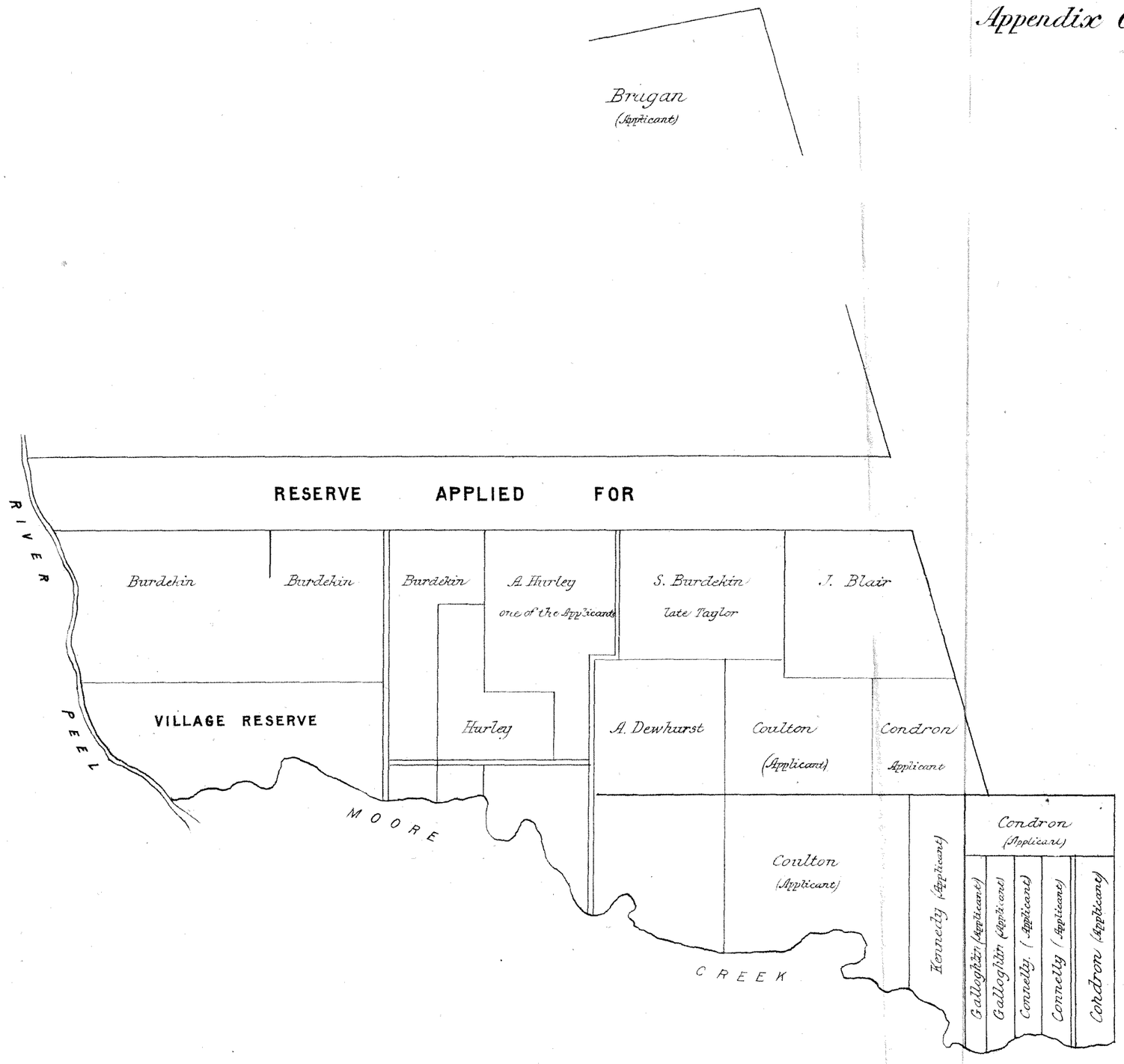

With my letter, 75/65

(Signed) **A. Dewhurst,**
July 17th, 1875.

(Sig. 774)

APPENDIX. D.

ATTUNCA RESERVES.

(Sig 774)

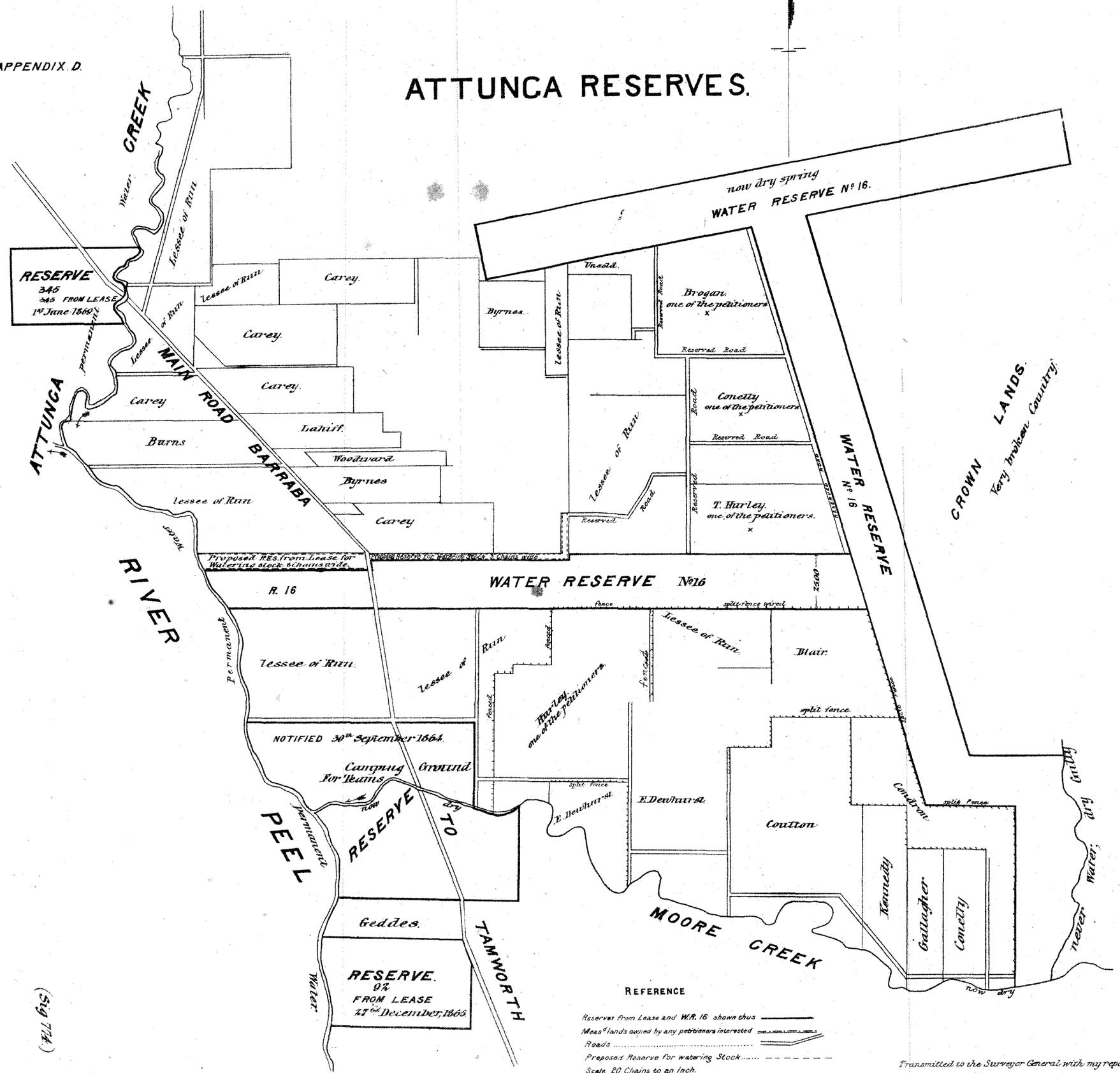

REFERENCE

Reserves from Lease and W.R. 16 shown thus ——————

Meas^{d} lands owned by any petitioners interested

Roads .....

Proposed Reserve for watering Stock ..... - - - - - - -

Scale 20 Chains to an Inch.

Transmitted to the Surveyor General with my report 76/69.
dated May 5th, 1876
(Signed) A. Dewhurst

PHOTO-LITHOGRAPHED AT THE GOVT. PRINTING OFFICE, SYDNEY, NEW SOUTH WALES.

1875.

NEW SOUTH WALES.

CROWN LANDS.

(RESERVED FROM SALE UNTIL SURVEYED, FOR THE PRESERVATION OF WATER SUPPLY OR OTHER PUBLIC PURPOSES.)

Presented to Parliament, pursuant to Act 25 Vict. No. 1, sec. 4.

ABSTRACT of Crown Lands reserved from Sale until surveyed, for the preservation of Water Supply or other public purposes, in accordance with the 4th section of the Act 25 Victoria, No. 1.

No. of Papers.	No. of Reserve.	Locality.	Area.	Government Gazette in which the description is published.	Folio.
Ms. 75–1677	164	Gall Gall Run, Darling District	1¾ sq. mile	6 August, 1875	2339
1678	165	Do. do.	2 „	„	„
2029	166	Bengalow and Matalong Runs, do.	about 960 acres	„	„
2030	167	Bengallow Run, do.	„ 1,280 „	„	„
1999	782	North Gogeldrie Run, Lachlan District	„ 3,200 „	„	„
2000	783	Do. do.	„ 3,200 „	„	„
2130	398	Moredun Run, New England District	„ 640 „	„	„
1770	202	Llaninilo Run, Warrego District	.....	„	2340
1768	203	Grawin Run, do.	.....	„	„
1270	204	Block B and Payera Runs do.	.....	„	„
1512	155	North Clare Block B Run, Darling District	4 sq. miles	„	„
1513	156	Do. do.	4 „	„	„
1514	157	Clare Block A Run, do.	16 „	„	„
1515	158	Clare Blocks B and C Runs, do.	16 „	„	„
1516	159	North Clare, Block B, and Clare, Block C, Runs, Darling District.	16 „	„	„
1517	160	Clare Block C Run, Darling District	16 „	„	„
1518	161	Clare Block B Run, do.	16 „	„	„
1519	162	North Clare A Run, do.	4 „	„	„
1520	163	Do. do.	16 „	„	„
716	781	Kilkibertoo Run, Lachlan District	640 acres	„	„
814	900	Manilla South Run, Liverpool Plains District	about 4 sq. miles	„	„
73–1580	472	Ilumungalia West Run, Bligh District	„ 5 „	„	„
75– 544	195	Collareenbi Run, Warrego District	„ 1,600 acres	„	„
„	196	Do. do.	„ 1,600 „	„	„
„	197	Do. do.	„ 800 „	„	2341
„	198	Collareenbi and Bundinburra Runs, do.	„ 1,600 „	„	„
„	199	Bundinbarina Run, Warrego District	5 sq. miles	„	„
„	200	Do. do.	about 5 „	„	„
1738	201	Humumbah Run, do.	„ 5 „	„	„
2108	779	Wonjijong Run, Lachlan District	3 „	„	„
1994	780	Weelong Run, do.	4 „	„	„
927	47 southerly extension	Drury Run, Liverpool Plains District	.....	„	„
578	358 northerly extension	Mumblebone Run, do.	about 640 acres	„	„
2233	1404	Deniliquin Run, Murrumbidgee District	„ 2,560 „	„	„
4853	28	County of Bathurst, parish of Graham	6 „	10 August, 1875	2372
4062	40	County of Argyle, parish of Cullula	57 „	„	„
3926	290 extnsn.	County of Gipps, on Cadow Run	.....	„	„
4492	533	Opposite Coonamble Run, Bligh District	640 „	„	„
4267	534	County of Ewenmar, Gillawamah Run	1,200 „	„	„
„	535	Do. do.	1,400 „	„	„
3493	536	Marthaguy Run, to include Colingerah Waterhole	2 sq. miles	„	„
4109	537	County of Gregory, on the Mumblebone Run	about 5 „	„	„
4022	1406	County of Wakool, on the Burraway Run	5 „	„	„
„	1407	Do. parish of Condoulpe	2½ „	„	„
4803	1408	County of Townsend, parish of Caroonboon	50 acres	„	2373
4022	1405	County of Wakool, parish of Condoulpe	1,200 „	„	„
4226	27	County of Gloucester, parish of Tinonee	40 „	„	2374
988	526	Coonabarrabran Run, Bligh District	about 2 sq. miles	13 August, 1875	2426
2473	470 extnsn.	County of Benarba, parish of Mero	176 acres	„	2500
	205	County of Yanda, parish of Gunderbooka	5 sq. miles	„	„
	206	Do. Gumhall Run	5 „	„	„
	207	Do. do.	5 „	„	„

No. of Papers.	No. of Reserve.	Locality.	Area.	Government Gazette in which the description is published.	Folio.
Ms. 75–2134	207	County of Wakool, Merool Forest Reserve	.....	17 August, 1875...	2523
,,	,,	Do. Jeegur Forest Reserve	.....	,, ...	,,
2055	,,	Collindina Forest Reserve	about 270 acres	,, ...	,,
2095	,,	County of Westmoreland, Bindo Forest Reserve	,, 3 sq. miles	,, ...	,,
1816	168	Mallee Cliffs and Paringi Runs, Darling District	,, 2 ,,	,, ...	,,
1817	169	Arael and Bengallow Runs, do.	,, 2 ,,	,, ...	,,
1329	901	Galathera Run, Liverpool Plains District	640 acres	,, ...	2524
1398	541	Bularora Run, Bligh District	1 sq. mile	,, ...	,,
1428	233	Weimbutta Run, Albert District	5 sq. miles	,, ...	,,
1429	234	Kooltoo Run, do.	6 ,,	,, ...	,,
1431	235	Quamby Run, do.	5 ,,	,, ...	,,
1433	236	Miltara Run, do.	4 ,,	,, ...	,,
1434	237	Banjah Run, do.	4 ,,	,, ...	,,
1435	238	Uncana Run, do.	3 ,,	,, ...	,,
1436	239	Pulchra Run, do.	4 ,,	,, ...	,,
1437	240	Woombup do.	4 ,,	,, ...	,,
1497	538	Pretty Plains South Run, Bligh District	about 3 ,,	,, ...	,,
2187	539	Curban Run, do.	1,440 acres	,, ...	,,
1443	540	Gorianawah Run, do.	6 sq. miles	,, ...	,,
1782	1409	Moonbria West Run, Murrumbidgee District	1,920 acres	,, ...	,,
1781	1410	Do. do.	3,200 ,,	,, ...	,,
1780	1411	Moonbria Run, do.	2,880 ,,	,, ...	,,
1463	209	County of Cowper, on the Bye Run	640 ,,	,, ...	2525
1464	210	Do. at Bye Rock Well	640 ,,	,, ...	,,
1665	231	Chance Run, Albert District	about 5 sq. miles	,, ...	,,
1666	232	Dunnoon Run, do.	,, 5 ,,	,, ...	,,
1508	784	Cudgelong Run, Lachlan District	.....	,, ...	,,
1509	785	Do. do.	about 2 sq. miles	,, ...	,,
1421	208	West Bogan No. 11 Run, Warrego District	,, 15 ,,	,, ...	,,
1498	616	Mundadoo East Run, Wellington District	,, 3 ,,	,, ...	,,
1422	617	Duck Creek No. 12 Run do.	,, 8 ,,	,, ...	,,
74–8080	1412	County of Urana, Parish of Faed	,, 670 acres	,, ...	,,
75–4488	618 northerly	Counties of Ashburnham, Cunningham, Blaxland, and Franklin.	225 sq. miles	,, ...	,,
1778	62 extension northerly	Kelly Block No. 1 Run, Albert District	about 2 sq. miles	31 August, 1875	2697
1777	64 extension northerly	Do. No. 3 Run, do.	,, 2 ,,	,, ...	,,
1795	54 extension	Do. Nos. 2 and 4 Runs, do.	,, 3 ,,	,, ...	,,
1746	399	Bannockburn Run, New England District	320 acres	,, ...	,,
,,	400	Do. do.	about 400 ,,	,, ...	,,
,,	401	Do. do.	,, 640 ,,	,, ...	,,
2136	1413	Yangar Run, Murrumbidgee District	,, 4 sq. miles	,, ...	2698
2137	1414	Wargoora Run, do.	,, 1,440 acres	,, ...	,,
2138	1415	Tala Run, do.	,, 4,480 ,,	,, ...	,,
2139	1416	Do. do.	,, 800 ,,	,, ...	,,
2140	1417	Wargoora Run, do.	960 ,,	,, ...	,,
1527	786	Crown Camp Run, Lachlan District	,, 880 ,,	,, ...	,,
1743	787	Wardry Run, do.	,, 1,200 ,,	,, ...	,,
1742	788	Do. do.	,, 1,200 ,,	,, ...	,,
1510	789	Paddy's Plains Run, do.	.....	,, ...	,,
1344	902	Gundemain Run, Liverpool Plains District	about 480 ,,	,, ...	,,
1330	903	Galathera Run, do.	,, 1,280 ,,	,, ...	,,
1738	201	Hummumbah Run, Warrego District	,, 5 sq. miles	,, ...	,,
1380	220 easterly	Kungai Run, Darling District	,, 1,280 acres	,, ...	2699
1331	408 extension	Galathera Run, Liverpool Plains District	1,440 ,,	,, ...	,,
1376	221	Loocalle Run, Darling District	640 ,,	,, ...	,,
1378	222	Upper Mainie Run, do.	about 640 ,,	,, ...	,,
74–2990	468	Cookydoon Run, Bligh District	.....	3 Sept., 1875...	2710
,,	469	Do. do.	.....	,, ...	,,
75–1907	1418	Yanco Block A Run, Murrumbidgee District	about 4½ sq. miles	7 Sept., 1875...	2730
,,	1419	Do. do.	,, 4 ,,	,, ...	,,
,,	1420	Do. do.	4½ ,,	,, ...	,,
4667	66	County of Brisbane, parish of Manobalai	277 acres	15 Sept., 1875...	2879
5740	17	County of Hunter, parish of Caroora	40 ,,	,, ...	,,
,,	18	Do. do.	40 ,,	,, ...	,,
2545	904	Millie South Run, Liverpool Plains District	640 ,,	14 Sept., 1875...	2841
2542	905	Do. do.	about 5 sq. miles	,, ...	,,
2543	906	Do. do.	,, 5 ,,	,, ...	,,
2544	907	Do. do.	,, 5 ,,	,, ...	,,
2073	619	Graddell Run, Wellington District	1 ,,	,, ...	,,
1377	223	Kungai Run, Darling District	960 acres	,, ...	,,
1379	224	Turlee Run, do.	about 4 sq. miles	,, ...	,,
5740	19	County of Hunter, parish of Caroora	100 acres	15 Sept., 1875...	2879
4490	542	County of Ewenmar, Marthaguy Creek	960 ,,	,, ...	,,
5627	482	County of Stapylton, parish of Boggabilla	366 ,,	,, ...	,,
3129	483	County of Burnett, parish of Kiga	120 ,,	,, ...	,,
3130	484	Do. do.	3,200 ,,	,, ...	2880
3147	485	Do. parish of Pepperbox	about 470 ,,	,, ...	,,
3148	486	Do. do.	1,900 ,,	,, ...	,,
3149	487	Do. do.	220 ,,	,, ...	,,
3613	488	Do. Croppa Creek	960 ,,	,, ...	,,

No. of Papers.	No of Reserve.	Locality.	Area.	Government Gazette in which the description is published.	Folio.
Ms. 75- 3613	489	County of Burnett, Croppa Creek	960 acres	15 Sept., 1875 ...	2880
,,	490	Do. Gunyawarildi Run	640 ,,	,, ...	,,
,,	491	Do. do.	1,900 ,,	,, ...	,,
3146	492	Do. parishes of Pepperbox and Stephenson.	about 960 ,,	,, ...	,,
3145	493	County of Burnett, parishes of Gill and Stephenson.	,, 190 ,,	,, ...	,,
3144	494	County of Burnett, parish of Yallaroi	,, 139 ,,	,, ...	,,
3142	495	Do. parish of Gill	,, 3½ sq. miles	,, ...	,,
3143	496	Do. parish of Yallaroi	1,100 acres	,, ...	,,
5746	497	County of Arrawatta, parish of Russell	67 ,,	,, ...	,,
5429	794	County of Harden, parish of Wombat	1a. 1r. 24p.	,, ...	,,
Aln. 75- 2832	795	County of Waradgery, parish of Gelam	about 7 sq. miles	,, ...	,,
Ms. 75- 4554	796	County of Bourke, parish of Murrulebale	640 acres	,, ...	2881
,,	797	Do. do.	40 ,,	,, ...	,,
Aln. 75- 7261	798	County of Monteagle, parishes of Wambanumba and Bendick Murrell.	280 ,,	,, ...	,,
Ms. 75- 5426	799	County of Harden, parish of Illalong	16 ,,	,, ...	,,
4286	912 southerly	County of Darling, parish of Keepit	about 600 ,,	,, ...	,,
5279	313 extension	Do. Keepit Run	960 ,,	,, ...	,,
5278	913	County of Pottinger, parish of Yarraman	.....	,, ...	,,
5027	914	County of Jamison, parish of Corong	about 1½ acre	,, ...	,,
4028	915 northerly	County of Pottinger, at Melville Waterhole ...	,, 1,060 acres	,, ...	,,
,,	748 extension	Do. parish of Tinkrameanah	3 sq. miles	,, ...	,,
,,	749 extension northerly	Do. do.	3 ,,	,, ...	,,
,,	916	Do. do.	.....	,, ...	,,
5742	917	County of Darling, parish of Belmore.....	about 955 acres	,, ...	,,
Aln. 75-16324	251	County of Wellesley, parish of Mila	180 ,,	,, ...	,,
1508	252	Do. do.	120 ,,	,, ...	,,
4467	253	County of Dampier, parish of Wandellow	2a. 1r.	,, ...	,,
5274	254	County of Auckland, parish of Wallagoot	11 acres	,, ...	2882
5741	255	County of Wellesley, parish of Rodney	20 ,,	,, ...	,,
5744	256	County of Dampier, parish of Congo	6a. 3r. 30p.	,, ...	,,
4489	1421	County of Urana, parish of Widgiewa	1,600 acres	,, ...	,,
5625	1422 southern	County of Wynyard, parish of Coreinbob	19a. 1r. 11p.	,, ...	,,
5425	572 extension	County of Waradgery, parish of Pemblegong...	2 sq. miles	,, ...	,,
5427	1423	County of Sturt, Bringagee Run	5 ,,	,, ...	,,
5522	1424	County of Goulburn, parish of Cookardinia ...	about 54 acres	,, ...	,,
5525	1425	County of Wakool, parish of Wangaradjet.....	,, 92 ,,	,, ...	,,
,,	1426	,, parish of Belmore.....	44a. 1r.	,, ...	,,
5029	1427	County of Waradgery, parish of Pevensey	about 2,500 acres	,, ...	,,
Aln. 75- 301	403	County of Sandon, parish of Davidson	40 ,,	,, ...	,,
Ms. 75- 5598	620	County of Narramine, parish of Buddah.....	38 ,,	,, ...	,,
272	621	Do. parish of Minore	38¼ ,,	,, ...	,,
Aln. 74-20651	61	County of Durham, parish of Althorpe	1,272 ,,	,, ...	2883
6410	23	County of Northumberland, parish of Milbrodale.	539 ,,	,, ...	,,
Ms. 75- 4310	12	County of Georgiana, parish of Markdale	1,060 ,,	,, ...	,,
,,	13	Do. parish of Binda.....	1,680 ,,	,, ...	,,
3650	13 extension	County of Northumberland, parishes of Cessnock and Ællalong.	930 ,,	,, ...	,,
,,	24	County of Northumberland, parish of Cessnock	about 110 ,,	,, ...	,,
3650	14 extensn.	County of Northumberland, parish of Allandale	64 acres	,, ...	,,
3382	22	Counties of Roxburgh and Cook	19¾ sq. miles	,, ...	,,
4286	908	County of Pottinger, parish of Rodd (Kickerbill & Weston).	2,520 acres	,, ...	2884
,,	909	Do. parish of Boggabri	3,380 ,,	,, ...	,,
,,	910	Do. parishes of Bando and Melville.	about 640 ,,	,, ...	,,
,,	911	County of Pottinger, parish of Weston	,, 540 ,,	,, ...	,,
3624	790	Counties of Cooper and Bourke, Lachlan District	8 sq. miles	,, ...	,,
,,	791	County of Cooper, Lachlan District	640 acres	,, ...	,,
,,	792	Do. do.	2,900 ,,	,, ...	,,
,,	793	Do. do.	800 ,,	,, ...	2885
4800	1428	County of Waljeers, parish of Benawinnia	105 ,,	,, ...	,,
5056	1429	County of Denison, parish of Tocumwal.....	about 73 ,,	,, ...	,,
74- 9460	543	County of Gowen, parish of Caigan	.....	,, ...	,,
75- 5745	800	County of Monteagle, parish of Wambanumba	,, 290 acres	,, ...	,,
5859	479	County of Courallie, Bullerue Run	,, 840 ,,	,, ...	,,
74- 6682	480	Do. do.	,, 3 sq. miles	,, ...	,,
5859	481	Do. do.	,, 3 ,,	,, ...	,,
75- 5270	1430	County of Urana, parish of Faed.....	1,353 acres	,, ...	,,
4339	250	County of Wellesley, parish of Mappa.....	2,200 ,,	,, ...	2886
5275	257	County of Auckland, parish of Wallagoot	20½ ,,	,, ...	,,
5276	1431	County of Mitchell, parish of Edgehill	about 93 ,,	,, ...	,,
4367	402	County of Inglis, parish of Congi	,, 360 ,,	,, ...	,,
4905	211	County of Clyde, on the Darling or Barwon River	,, 715 ,,	,, ...	,,
3905	918	County of Pottinger, on Trunkey Run	480 ,,	,, ...	,,
,,	919	Do. do.	936 ,,	,, ...	,,
72- 2939	544	County of Leichhardt, Coonamoona Run.....	.....	,, ...	2887

No. f Papers.	No. of Reserve.	Locality.	Area.	Government Gazette in which the description is published.	Folio.
Ms. 75– 4286	922	County of Parry, parish of Moorowata	1,100 acres	15 Sept., 1875 ...	2887
74– 4488	14 northern	County of Westmoreland, parish of Langdale...	4 „	„ ...	„
75– 4602	798 extension. northern	County of Townsend, parish of Finlay.....	about 1½ sq. mile	„ ...	„
„	797 extension.	County of Townsend, parishes of Malle and Bogabula.	„ 4½ „	„ ...	„
5257	920	County of Buckland, parish of Mooki	85 acres	„ ...	„
5025	921	Do. do.	87 „	„ ...	„
5625	801	County of Gipps, parish of South Condoublin	828 „	„ ...	„
5822	622	County of Narrowmine, parish of Budda	45 „	„ ...	2888
4997	241	Langowirra West or Saladin Run, Albert District	1 sq. mile	„ ...	„
5333	623	County of Gordon, at Harvey's Range Creek ...	.....	„ ...	„
2561	227	Preulla Run, Darling District	about 800 acres	18 Sept., 1875 ...	2921
„	228	Yenda and Preulla Runs, do.	640 „	„ ...	„
„	229	Gumpongoola Run, do.	.....	„ ...	„
„	230	Do. do.	2 sq. miles	„ ...	„
„	231	Makinga or Yenda Run, do.	about 3 „	„ ...	„
„	232	Yenda and South Womba Runs, Darling District	„ 3 „	„ ...	„
„	233	South Wamba Run, Darling District	„ 960 „	„ ...	„
74– 2743	242	Werimbela and Minden Runs, Albert District...	5 „	„ ...	2922
„	243	Potacingoga Run, do. ...	.....	„ ...	„
75– 2346	244	Kallara and Newfoundland No. 1 Run, do. ...	about 10 sq. miles	„ ...	„
1381	225	Upper Manie Run, Darling District	„ 640 acres	„ ...	2923
2967	1433	County of Wakool, parish of Binbinette	2,136 „	„ ...	„
3132	182 ext.	County of Burnett, parish of Kiga	about 760 „	„ ...	„
3131	498	„ parish of Lay Green	„ 1,248 „	„ ...	„
3134	499	„ parish of Tackinbri	1,200 „	„ ...	„
3135	500	„ parishes of Tullin Tulla and Mitchell	„ 2,000 „	„ ...	„
3136	501	„ „ „	800 „	„ ...	„
3138	502	„ „ „	„ 2,600 „	„ ...	„
3139	503	„ parishes of Yallaroi and Gill	„ 3,160 „	„ ...	2924
3141	504	„ parish of Yallaroi	„ 1,000 „	„ ...	„
„	239	County of Dampier, parish of Murrabrine	„ 86 „	21 Sept., 1875 ...	2953
4984	41	County of Argyle, parish of Yarralaw	„ 30 „	„ ...	„
Aln. 74-23578	258	County of Dampier, parish of Bodalla.....	„ 8 „	„ ...	„
Ms. 75– 5526	1432	County of Hume, parish of Piney Range	435½ „	„ ...	2954
	624	Parish of Currajong, at Parkes	520 „	„ ...	„
	1434	County of Caira, parish of Belar	2,411¾ „	„ ...	„
	1435	Do. parish of Yanda	3 sq. miles	„ ...	„
Ms. 75– 2134	.....	County of Wakool, Millool Forest Reserve.....	.....	1 Oct., 1875 ...	3048
„	.....	Do. Jeegur Forest Reserve	.....	„ ...	„
2055	.....	Collindinia Forest Reserve, Murrumbidgee District.	about 270 acres	„ ...	„
2095	.....	County of Westmoreland, Bindo Forest Reserve	„ 3 sq. miles	„ ...	„
	1439	Counties of Townsend and Denison	„ 4 „	5 Oct., 1875 ...	3109
7214	1440	County of Wynyard, parish of South Wagga Wagga.	273a. 3r. 8p.	„ ...	„
	792	County of Cooper, Grong Grong Run	2,900 acres	„ ...	3110
2605	1441	Benardra Run, Murrumbidgee District	640 „	8 Oct., 1875 ...	3135
2555	545	Barbigal Run, Bligh District	640 „	„ ...	„
2390	806	Borambil Run, Lachlan District	640 „	„ ...	„
5274	254	County of Auckland, parish of Wallagoot	11 „	„ ...	„
4027	409	County of Buckland, Nicholas Lagoon.....	1,780 „	12 Oct., 1875 ...	3201
5999	410	Do. parish of Borambil	6 „	„ ...	„
Ml. 75– 3927	261	County of Fitzroy, parish of Turville	640 „	„ ...	„
Ms. 75– 4993	512	County of Burnett, parish of Mandoe.....	.....	„ ...	„
6120	933	County of Pottinger, parish of Bundulla.....	about 12 acres	„ ...	„
Aln. 75–16807	934	Do. do.	„ 35 „	„ ...	3202
74–10559	408	County of Arrawatta, parish of Wandera	36 „	„ ...	„
Ms. 75– 6122	261	County of Wellesley, parish of Maffra.....	about 13 „	„ ...	„
R.S.B. 75– 807	926	Counties of Parry and Buckland	1,224 „	„ ...	„
Mis. 75– 4451	404	County of Sandon, parish of Falconer.....	450 „	„ ...	„
4725	405	Do. at Pond's Creek	640 „	„ ...	„
4254	20	County of Cumberland, parish of Sutherland...	196 „	„ ...	„
„	21	Do. do. ...	198 „	„ ...	„
„	22	Do. parish of South George	68a. 2r. 17p.	„ ...	„
Aln. 74-17890	67	County of Brisbane, parish of Isis	506 acres	„ ...	3203
Ms. 75– 5042	406 s.-westerly	County of Vernon, parish of Boulton	20 „	„ ...	„
3928	230 extension.	County of Richmond, Wooroowoolgari Run ...	320 „	„ ...	„
5002	546	County of Leichhardt, Tourable Run	4 sq. miles	„ ...	„
„	471 extsn.	Do. Buggil Run	.....	„ ...	„
4989	.....	County of Burnett, parish of Gournama.....	180 acres	„ ...	„
4990	506	Do. parish of Codrington	1½ sq. mile	„ ..	„
4991	507	Do. parish of Mandoc	about 700 acres	„ ...	„
4992	508	Do. do.	abt. 1,400 „	„ ...	„
851	509	County of Murchison, Bangheet Run	1,700 „	„ ...	„
74– 8973	510	County of Stapylton, Morella Camp.....	640 „	„ ...	„
75– 6121	802	County of Monteagle, parish of Narallen	35 „	„ ...	„
6124	803	County of Harden, parish of Mooney Mooney..	448 „	„ ...	„
5154	804	County of Monteagle, Burrowa River	abt. 640 „	„ ...	„
6322	805	County of Cooper, parish of Gorton	3 sq. miles	„ ...	3204
4318	935	County of Buckland, parish of Yarrimanbah ...	about 1 „	„ ...	„
5086	936	County of Darling, parish of Cuerindi.....	„ 50 acres	„ ...	„
6231	937	County of Inglis, parish of Scott	22 „	„ ...	„

No. of Papers.	No. of Reserve.	Locality.	Area.	Government Gazette in which the description is published.	Folio.
Ms. 75- 6231	938	County of Inglis, parish of Scott	59 acres	12 Oct., 1875	3204
,,	939	Do. parish of Muluerindi	75 ,,	,,	,,
4786	27	County of Dudley, parish of Kullatyne	52 ,,	,,	,,
4787	28	Do. parish of Oreen	320 ,,	,,	,,
,,	29	Do. do.	320 ,,	,,	,,
4788	30	Do. parish of Willawarrin	180 ,,	,,	,,
4790	31	Do. parish of Kullatyne	.....	,,	,,
4338	260	County of Wellesley, parish of Wellington	160 acres	,,	,,
Aln. 75-18154	214 extd.	County of Dampier, parish of Cadjangarry	99 ,,	,,	,,
Ms. 75- 4581	1436	County of Hume, parish of Lowes	1,385 ,,	,,	,,
5441	1437	County of Hume, parish of Burrumbuttock	about 26½ ,,	,,	,,
6125	1438	County of Urana, parish of Hardie	,, 700 ,,	,,	3205
4789	32	County of Macquarie, parish of Kinchela	416 ,,	,,	,,
6788	412	County of Vernon, New England District	28 ,,	13 Oct., 1875	3207
,,	413	County of Sandon, parish of Harnham	.....	,,	,,
,,	414	Do. parish of Uralla	about 19 ,,	,,	,,
6852	1442	Counties of Caira and Wakool, Murrumbidgee District.	18 sq. miles	,,	,,
,,	1443	County of Caira, parishes of Wombat and Tarara	10 ,,	,,	3208
6985	1444	County of Wakool, Murrumbidgee District	9½ ,,	,,	,,
,,	941	Counties of White, Baradine, and Gowen	20 ,,	,,	,,
5460	262	County of Rous, parish of North Codrington	640 acres	,,	,,
7162	514	County of Arrawatta, Wallangra Run	88 ,,	,,	,,
2681	513	County of Stapylton, parish of Whalan	abt. 1,100 ,,	,,	,,
Aln. 75-14333	723	County of Monteagle, parish of Burrangong	1 acre	,,	,,
24579	724	Counties of Cooper and Sturt, Lachlan District	950 acres	,,	,,
Ms. 75- 5528	942	County of Denham, Mille North Run	2½ sq. miles	,,	,,
,,	943	Do. do.	2¼ ,,	,,	,,
,,	944	Counties of Denham and Jamison, do	3¾ ,,	,,	,,
Aln. 75-13022	945	County of Pottinger, parish of Pringle	.....	,,	,,
Ms. 75 -7011	1445	County of Hume, parish of Lowes	46 acres	,,	3209
856	.....	Wakool Forest Reserve, Murrumbidgee District	34 sq. miles	,,	,,
4865	1449	Counties of Goulburn and Wynyard	640 acres	,,	,,
,,	1450	County of Wynyard	640 ,,	,,	,,
,,	1451	County of Goulburn	144 ,,	,,	,,
,,	1452	Do.	about 320 ,,	,,	,,
2720	813	Warrowrie Run, Lachlan District	1 sq. mile	,,	,,
,,	814	Do. do.	960 acres	,,	,,
,,	815	Warrangong Run do.	640 ,,	,,	,,
2734	547	New Merrigal Run, Bligh District	640 ,,	,,	,,
2735	548	Do. do.	640 ,,	,,	,,
2736	549	Do. do.	640 ,,	,,	,,
2844	807	Wallaroy Run, Lachlan District	640 ,,	,,	,,
1909	1446	Ugoble Run, Murrumbidgee District	abt. 1,280 ,,	,,	3210
4840	515	County of Courallie, parish of Moree	500 ,,	,,	,,
,,	516	Do. parish of Menadool	640 ,,	,,	,,
5790	817	Yallock North Block B Run, Lachlan District	640 ,,	,,	,,
65- 6574	816	County of Waradgery, parish of East Waradgery	4a. 3r. 24p.	,,	,,
75- 6731	948 western	County of Jamison, parish of Myall Hollow	102 acres	,,	,,
6473	950 extension.	County of Urana, parish of Finlay	218a. 1r.	,,	,,
6475	1453	County of Townsend, parish of Brassi	14 acres	,,	,,
2779	808	Grogan Run, Lachlan District	1 sq. mile	,,	,,
2777	809	Milong Run, do.	1 ,,	,,	,,
2780	810	Grogan Run, do.	1 ,,	,,	,,
2782	811	Tep Lagoon Run, do.	1 ,,	,,	,,
2783	812	Do. do.	1 ,,	,,	,,
7013	946	County of Parry, parish of Turi, portion 102	60¾ acres	,,	3211
5527	1447	County of Goulburn, parish of Mullangandra	27a. 0r. 25p.	,,	,,
5509	415	County of Hawes, on the Barnard River	370 acres	,,	,,
,,	416	Do. do.	237 ,,	,,	,,
5801	33	County of St. Vincent, parishes of Currambene and Nowra.	16¼ sq. miles	,,	,,
4805	263	Counties of Fitzroy, Gresham, and Gough	about 10 ,,	,,	,,
4903	949	Counties of White and Jamison, near Molly	abt. 1,600 acres	,,	3212
3003	245	County of Young, Weytchugga Lake	320 ,,	,,	,,
,,	246	Do. do.	2½ sq. miles	,,	,,
6474	418	County of Inglis, parish of Scott	84 acres	,,	,,
Aln. 75- 1795	262	County of Dampier, parish of Bodalla	3 ,,	,,	,,
19645	263	Do. parish of Noorooma	5¾ sq. miles	,,	,,
6491	68	County of Brisbane, parish of Waverley	67 acres	,,	,,
Ms. 75- 6873	625	Counties of Kennedy and Flinders, Bogan River	4,480 ,,	,,	,,
6580	818	County of Monteagle, Narrallen Creek	640 ,,	,,	3213
5498	264	County of Beresford, parish of Bunyan	70 ,,	,,	,,
4733	947	County of Pottinger, parish of Tamba	1,140 ,,	,,	,,
4804	29	County of Bathurst, parish of Clarendon	about 6 ,,	,,	,,
5205	417	County of Sandon, parish of Dumaresq	180 ,,	,,	,,
6492	1448	County of Hume, parish of Morebringer	52¼ ,,	,,	,,
2391	819	Borambil Run, Lachlan District	640 ,,	19 Oct., 1875	3255
2392	820	Do. do.	640 ,,	,,	,,
2616	821	Murrolebale Run do.	640 ,,	,,	,,
2909	E. and S. 1184 extension	Conargo Run, blocks A and E, Murrumbidgee District.	5 sq. miles	22 Oct., 1875	3300
,,	E. and S. 1183 extension	Do. blocks B and D do.	5 ,,	,,	,,

No. of Papers.	No. of Reserve.	Locality.	Area.	Government Gazette in which the description is published.	Folio.
Ms. 75– 2329	1454	Moulamein Block B Run, Murrumbidgee District	abt. 1,600 acres	22 Oct., 1875 ...	3300
2895	822	Rossi Creek Run, Lachlan District	„ 640 „	„ ...	„
2890	1456	Bingegang Back Plain Run, Yamma Forest Reserve.	3 sq. miles	„ ...	„
2889	1455	Carroonboon Run, Murrumbidgee District	1½ sq. mile	„ ...	„
5526	1432	County of Hume, parish of Piney Range	435½ acres	26 Oct., 1875 ...	3350
	423	County of Gough, parish of Gordon	640 „	„ ...	3377
	424	Do. parish of Wellington	about 860 „	„ ...	„
	425	Do. do.	320 „	„ ...	„
Ms. 75 –5688	419	Do. parishes of Glen Innes and Beardy.	484 „	„ ...	3378
3131	498	Counties of Burnett and Stapylton, Gwydir District.	abt. 1,248 „	„ ...	„
6578	1458	County of Townsend, parish of Ronald	„ 3,400 „	„ ...	„
4867	1457	County of Hume, parish of Lowes	„ 160 „	„ ...	„
5689	421	County of Sandon, parish of Chandler.....	73 „	„ ...	„
„	422	Do. parish of Hargrave	1,188 „	„ ...	3279
7257	518	County of Burnett, parish of Gullengutta	320 „	„ ...	„
„	420	County of Arrawatta, parish of Bannockburn...	about 800 „	„ ...	„
7994	1459	County of Mitchell, parishes of Yarragundy and Pearson.	4½ sq. miles	„ ...	„
„	1460 S.-westerly	County of Denison, to include the Rocks.....	1¼ sq. mile	„ ...	„
2910	96 extension	Lower Grahway Run, Wellington District	about 3 sq. miles	29 Oct., 1875 ...	3400

Sydney: Thomas Richards, Government Printer.—1876.

[6d.]

1875-6.

NEW SOUTH WALES.

CROWN LANDS.

(ABSTRACT OF, RESERVED FROM SALE UNTIL SURVEYED, FOR THE PRESERVATION OF WATER SUPPLY OR OTHER PUBLIC PURPOSES—FROM 1 NOVEMBER TO 31 DECEMBER, 1875.)

Presented to Parliament, pursuant to Act 25 Vict., No. 1, sec. 4.

ABSTRACT of Crown Lands reserved from Sale until surveyed, for the preservation of Water Supply or other public purposes, in accordance with the 4th section of the Act 25 Victoria, No. 1.

No. of Papers.	No. of Reserve.	Locality.	Area.	Government Gazette in which the description is published.	Folio.
		NOVEMBER, 1875.			
Ms. 75-7465	34	County of Bligh, parish of Collier	25a. 1r. 12p.	5 Nov., 1875 ...	3573
„	35	Do. do.	20 acres	„ ...	„
7466	519	County of Courallie, parish of Biniguy	26 „	„ ...	„
7464	520	County of Murchison, Cobbadah Run	about 450 „	„ ...	„
7581	521	County of Benarba, parishes of Meroo and Carbreenbri.	„ 16 „	„ ...	„
4503	950	County of White, parish of Tannawanda	4 sq. miles	„ ...	„
6563	234	Back of Back Woolla Woolla Run	640 acres	„ ...	„
„	235	Do. do.	„ „	„	3574
6114	1461	Counties of Hume and Urana, Wallandool Hill	1,140 „	„ ...	„
7467	1462	County of Wynyard, Livingstone Gully	192 „	„ ...	„
7580	1463	County of Hume, parish of Richmond	40 „	„ ...	„
„	1464	County of Wynyard, parish of Coreinbob	19a. 1r. 11p.	„ ...	„
6691	93 extensn.	County of Cadell, Perricoota Run	2,032 acres	„ ...	„
5849	1465	County of Denison, parish of Cottadidda	about 330 „	„ ...	„
„	1466	Do. do.	„ 235a. 3r.	„ ...	„
4621	32	County of Bathurst, parishes of Coota, Tintern, Kenilworth and Wangoola.	2,840 acres	„ ...	3575
„	33	County of Bathurst, parishes of Wangoola and Lucan.	2,320 „	„ ...	„
„	34	County of Bathurst, parishes of Somers and Neville.	5,416 „	„ ...	„
„	35	County of Bathurst, parish of Three Brothers	926 „	„ ...	„
„	36	Do. parishes of Bringellet and Lowry.	5,280 „	„ ...	3576
„	37	County of Bathurst, parishes of Somers and Neville.	1,050 „	„ ...	„
„	633	County of Ashburnham	42 sq. miles	„ ...	„
„	634	Do. parish of Troubagalie	1½ „	„ ...	„
Aln. 75-26032	951	County of Buckland, parish of Dight	539 acres	„ ...	„
Ms. 75-5850	1467	County of Goulburn, parish of Carabost	320 „	„ ...	„
5858	1468	Do. do.	320 „	„ ...	„
5424	630	Counties of Gordon and Narromine	abt. 10,000 „	„ ...	3577
„	631	County of Narromine, parishes of Narromine and Wentworth.	5,800 „	„ ...	„
„	632	County of Narromine, parishes of Wentworth, Timbrebongie and Buddah.	9,700 „	„ ...	„
„	628	Counties of Narromine and Oxley, parishes of Weimabban, Gin Gin, Mullah, Ellengerah, Ganalgong and Egelabra.	23,500 „	„ ...	„
7148	212	Warrego No. 11, and West Warrego No. 8 Runs	about 340 „	„ ...	3578
„	213	Do. (West) No. 9, and Warrego No. 12 Runs	„ 640 „	„ ...	„
„	214	West Warrego No. 10 Run	„ 640 „	„ ...	„
„	215	Do. No. 11 and Warrego No. 14 Runs	„ 640 „	„ ...	„
„	216	Do. No. 12 do. No. 15 do.	„ 640 „	„ ...	„
„	217	Do. No. 10 do. No. 13 do.	„ 640 „	„ ...	„
„	218	Do. No. 8 Run	„ 640 „	„ ...	„
7046	629	Burrawong Run, Doughboy Creek	640 „	„ ...	„
3561	952	County of Buckland, parish of Telford	492 „	„ ..	3579
5848	31	County of Bathurst, parish of Hampton	230 „	„ ...	„
7463	522	County of Stapylton, parish of Warra Warrama	about 120 „	„ ...	„
5848	30	County of Bathurst, parish of Wangoola	576 „	„ ...	„
7460	south-west 7 extension	County of Durham, parish of Doon	35 „	„ ...	„

No. of Papers.	No. of Reserve.	Locality.	Area.	Government Gazette in which the description is published.	Folio.
Ms. 75-2379	8	County of Macquarie, parish of John's River ...	6¼ acres	5 Nov., 1875....	3579
Aln. 75-2140	953	County of Darling, parish of North Barraba ...	1,930 ,,	,, ...	3580
Ms. 75- 930	25	County of Northumberland, parish of Warkworth	540 ,,	,, ...	,,
,,	26	Do. parish of Wettingham	1,273a. 2r. 8p.	,, ...	,,
5424	550	County of Ewenmar, parishes of Coolbaggie and Euromedah	abt. 3,178 acres	,, ...	,,
,,	551	County of Ewenmar, parish of Wirigai	,, 5,300 ,,	,, ...	,,
,,	626	County of Narromine	100 ,,	,, ...	,,
,,	627	Do. parish of Buddah.....	140 ,,	,, ...	,,
5571	27	County of Cook, at Spring Wood	3 ,,	,, ...	,,
6325	823	County of Monteagle, parish of Young	53 ,,	,, ...	,,
,,	,,	County of Cumberland, parish of South End ...	227 ,,	10 Nov., 1875...	3636
3085	635	Wandabungay or Mulle Run	about 5 sq. miles	12 Nov., 1875...	3658
3086	636	Do. do.	,, 5 ,,	,, ...	,,
3087	637	Goolageola and Beriah Runs.....	,, 5 ,,	,, ...	,,
3088	638	Morbella Run	,, 5 ,,	,, ...	,,
3139	954	Dennaboli Run	,, 5 ,,	,, ...	,,
,,	955	Do.	1 ,,	,, ...	,,
,,	956	Do.	1 ,,	,, ...	,,
3238	957	Bugaldi Run.....	1 ,,	,, ...	,,
3239	958	Do.	1 ,,	,, ...	,,
2373	247	Torowota Swamp East No. 1 Run.....	6 ,,	16 ,, ...	3717
2374	248	Do. No. 2 do.	5 ,,	,, ...	,,
2375	249	Do. West No. 1 do.	5 ,,	,, ...	,,
2376	250	Do. No. 2 do.	6 ,,	,, ...	,,
2175	552	Merrigal and Merrigal Back Runs	8 ,,	,, ...	,,
2417	553	Bandilla Run	640 acres	,, ...	,,
2419	554	Callengalli Run	1,280 ,,	,, ...	,,
2420	555	Do.	640 ,,	,, ...	,,
2422	556	Do.	640 ,,	,, ...	,,
2261	236	Darling Block D Run	abt. 4,480 ,,	,, ...	,,
2393	824	Walleroy Run	,, 640 ,,	,, ...	,,
2611	825	Barmidmean Run	640 ,,	,, ...	,,
2612	826	Do.	640 ,,	,, ...	,,
2382	827	Milby Run	about 3 sq. miles	...	,,
2141	1469	Sawyer's Mistake Run.....	2 ,,	,, ...	,,
2617	216	Towry Run	,, 640 acres	,, ...	,,
2589	639	Gunning East Run	,, 640 ,,	,, ...	,,
2159	640	Buckinbah Run	,, 640 ,,	,, ...	,,
2158	641	Do.	,, 640 ,,	,, ...	,,
2654	251	Moorabin Run.....	4 sq. miles	19 ,, ...	3783
2655	252	Do.	5 ,,	,, ...	,,
2663	557	Back Carrabear Block B	360 acres	,, ...	,,
2698	558	Medaway Run	2 sq. miles	,, ...	,,
3119	559	Pretty Plains Run	about 640 acres	,, ...	,,
2664	828	Berembed Run	640 ,,	,, ...	,,
2669	829	Monument Flats Run	640 ,,	,, ...	,,
2670	830	Do.	640 ,,	,, ...	,,
2671	831	Do.	640 ,,	,, ...	3784
1981	959	Portadown Run	2¼ sq. miles	,, ...	,,
2986	832	Cowal Run	1 ,,	,, ...	,,
2897	217	Cumbedore Run	2½ ,,	,, ...	,,
3004	1,470	Gorm Run	4½ ,,	,, ...	,,
2650	253	Tallandra Run	5 ,,	,, ...	,,
2651	254	Do.	5 ,,	,, ...	,,
2626	560	Mungerbumbone Run	640 acres	,, ...	,,
2627	561	Do.	1,000 ,,	,, ...	,,
2624	562	Gerwa Run	2 sq. miles	,, ...	,,
2625	563	Do.	3 ,,	,, ...	,,
2628	564	Bucker No. 2 Run	3 ,,	,, ...	,,
2552	833	Willandra North, Outer Willandra West, and Outer Willandra Block A Runs.	14 ,,	,, ...	,,
2360	218	West Bogan No. 29 Run	5 ,,	,, ...	3785
,,	219	Do. No. 30 do.	5 ,,	,, ...	,,
2911	642	Woolagoola West Run	4 ,,	,, ...	,,
2912	643	Waughandry Run	5 ,,	,, ...	,,
2402	834	Berry Jerry Run	640 acres	,, ...	,,
2404	835	Quandary Run	640 ,,	,, ...	,,
2405	836	Do.	640 ,,	,, ...	,,
350	427	Counties of Courallie, Stapylton and Benarba ...	20 sq. miles	,, ...	,,
,,	428	Counties of Benarba, Denham and Finch.....	.....	,, ...	,,
,,	429	County of Stapylton, Wallon Creek	.....	,, ...	3786
,,	432	County of Benarba, Cardmurra Run	1,000 acres	,, ...	,,
,,	436	Do.	1,000 ,,	,, ...	,,
,,	386	Counties of Gough and Arrawatta.....	2,000 ,,	,, ...	,,
,,	387	Do. parishes of Boyd, Beardy Plains, Stonehenge and Fletcher.	2,840 ,,	,, ...	,,
9380	376	County of Courallie, parishes of Wirrigurldonga, Peacumboul and Tycannah.	1,000 ,,	,, ...	,,
,,	468	County of Courallie	.....	,, ...	,,
3242	813 extnsn. northerly	Warrowrie Run	1 sq. mile	23 ,, ...	3798
2673	328 extension	Ganmain Run	8 sq. miles	,, ...	,,
,,	304 extension northerly	Do.	10 ,,	,, ...	,,

No. of Papers.	No. of Reserve.	Locality.	Area.	Government Gazette in which the description is published.	Folio.
Ms. 75–2518	easterly 194 extension	Berryabar North Run	3,000 acres	23 Nov., 1875	3798
2519	westerly 198 extension	Do. and Bugilbone Runs	3,000 „	„	„
2520	westerly 197 extension	Bugilbone Run	3,000 „	„	„
2327	northerly 1392 extension	Thelaka Run		„	„
2573	southerly 1384 extension	Moulamein Blocks B Run	9 sq. miles	„	„
2574	easterly 1308 extension	Do. A and B Runs	4½ „	„	„
2075	southerly 178 extension	Ugoble Run	6 „	„	„
„	southerly 179 extension	Do.	2,400 acres	„	„
2076	southerly 182 extension	Uratta Run	6½ sq. miles	„	„
2077	southerly 180 extension	Ugoble Run	1,680 acres	„	„
3220	84 extnsn.	South Yathong Run	1,280 „	„	„
2656	north-westerly 113 extension	Back Pera Run	9 sq. miles	„	„
2597	358	Mumblebone and Back of Mumblebone Runs	8,000 acres	„	„
6887	37	County of Durham, parish of Avenal	40 „	„	3815
7275	27	County of Northumberland, parish of Kahibah	4,410 „	„	„
8000	39	County of Camden, parish of Wingello	about 274 „	„	„
6892	568	County of Gregory, parish of Haddon Rig	2,400 „	„	„
„	569	Do. parish of Melrose	abt. 1,600 „	„	„
„	570	Do. parish of Dryburgh	2,160 „	„	„
„	571	Do. parish of Collyburl	2,400 „	„	„
„	572	Do. parish of Melrose	abt, 1,000 „	„	„
8142	573	Do. parish of Dryburgh	„ 1,100 „	„	„
6179	838	County of Cooper, Kolkibertoo North Run	4 sq. miles	„	„
6113	839	County of Monteagle	about 1½ „	„	3816
5745	798	Do. parishes of Wambanumba and Bendick Murrell.	280 acres	„	„
8152	840	County of Forbes, parish of Cambigowa	13a. 1r.	„	„
7298	841	Do. parish of Jemalong	104 acres	„	„
5787	961	County of Buckland, parish of Yarraminbah	about 640 „	„	„
3429	962	County of Denham	„ 5½ sq. miles	„	„
3425	963	Do. parish of Terribie	„ 5 „	„	„
6602	964	County of Jamison, parish of Galathera	35 acres	„	„
„	965	Do. do.	26 „	„	3817
8147	966	County of Pottinger, parish of Wilson	about 800 „	„	„
6602	967	County of Jamison, parish of Queerbri	824 „	„	„
7995	968	County of Benarba, parish of Boonaldoon	171 „	„	„
„	southerly 382 extension	Do. Boonaldoon Run	640 „	„	„
6904	269	County of Beresford, parish of Murrumbucka	60 „	„	„
6900	270	Do. do.	22 „	„	„
6902	271	Do. do.	20 „	„	„
8156	270	County of Wellesley, parish of Burnima	abt. 206 „	„	„
8155	271	Do. do.	25 „	„	„
8154	272	Do. parish of Cathcart	about 81 „	„	„
8148	426	County of Gough, parish of Ben Lomond	„ 41 „	„	„
6377	647	County of Ashburnham, parish of Belubula	688 „	„	„
„	648	Do. parishes of Belubula and Nanami	640 „	„	3818
8150	649	County of Ashburnham, Toogong Run	40 „	„	„
8149	523	County of Murchison, parish of Dunnee	890 „	„	„
6381	265	County of Beresford, parish of Palmerston	287 „	„	„
7998	264	County of Richmond, parishes of Coombell and Richmond	84 „	„	„
6506	643	County of Ashburnham, parish of Cudal	about 580 „	„	„
6505	644	Do. parish of Bowan	„ 200 „	„	„
6506	645	Do. parish of Dulladerry	„ 250 „	„	„
6378	646	Do. parishes of Nyrang and Belubula.	1,074 „	„	„
655	650	County of Wallace, parish of Bobundara	125 „	„	„
8145	837	County of Harden, parish of Currawang	about 5 „	„	3819
6602	960	County of Jamison, parish of Tulladoona	1¼ sq. mile	„	„
„	961	Do. parish of Galathera	260 acres	„	„
6903	266	County of Beresford, parish of Murrumbucka	about 960 „	„	„
6901	651	Do. do.	„ 144 „	„	„
7474	265	County of Clarence, parish of Copmanhurst	160 „	„	„
6602	962	County of Jamison, parish of Galathera	500 „	„	„

No. of Papers.	No. of Reserve.	Locality.	Area.	Government Gazette in which the description is published.	Folio.
Ms. 75–7224	565	County of Gowen, parish of Caigan	1,262 acres	23 Nov., 1875	3820
6551	566	County of Lincoln, parishes of Medway, Blackheath and Cobborah	1,240 „	„	„
8142	567	County of Gregory, parishes of Collyburl and Dryburgh	.....	„	„
8151	69	County of Brisbane, parish of Watt	113 „	„	„
7999	4-7	County of Arrawatta, parish of Byron	17a. 2r. 35p.	„	„
„	428	Do. do.	12a. 2r. 0p.	„	„
7552	842	County of Bourke, parish of Brangalgan	156a. 2r. 0p.	„	„
8146	524	County of Courallie, parish of King	18 acres	„	„
6552	525	County of Stapylton, parish of Mayar	about 250 „	„	3821
8144	1471	County of Townsend, parishes of Mein and Lyle	„ 5⅓ sq. miles	„	„
„	1472	Do. parish of Baldon	10½ „	„	„
3119	559	Pretty Plains North Run	640 acres	26 „	3854
3122	1473	Banandra Run	1,280 „	„	„
3123	1474	Yanko Block F West Run	1,280 „	„	„
2196	255	Merritta Run	3,840 „	„	3855
2495	256	Kerribree Run	6,400 „	„	„
2328	574	Beckenbeenie Run	640 „	„	„
2421	575	Cullengalli Run	640 „	„	„
2675	843	Ganmain Run	1,920 „	„	„
2674	844	Do.	1,280 „	„	„
2667	845	Ungarie Run	640 „	„	„
2678	846	Kolkibertoo Run	1,280 „	„	„
2386	652	Yallundry Run	640 „	„	„
2307	653	Wambangalong Run	640 „	„	„
2308	654	Do	640 „	„	„
2321	655 northerly	The Meadows Run	640 „	„	„
3142	452 extension	Bodangora Run	800 „	„	„
	1114	Beremegad Run		„	„
2973		Colombo Plain Widgiewa and Morundah	15¾ sq. miles	„	3854
		DECEMBER, 1875.			
6852	1442	Counties of Caira and Wakool, parishes of Mamanga, Wombah and Condoulpa.	18 sq. miles	3 Dec., 1875	3920
„	1443	County of Caira, parishes of Wombat and Tarara	10 „	„	„
6662	29	County of Cook, at Blackheath and Govett's Leap	abt. 2,100 acres	7 „	3940
8483	30	Do.	.....	„	3941
4503	950	County of White, parish of Tanawanda	4 sq. miles	„	„
3435	526	Turrawan or Dinderna Run	about 2 „	„	„
3436	527	Yarowah Back Block Run	„ 5 „	„	„
3437	528	Warren Run	„ 3½ „	„	„
3438	529	Do.	„ 2½ „	„	„
3439	530	Big Leather West Run	„ 5 „	„	„
3440	531	Warren South Run	„ 2 „	„	„
6982	569	County of Gregory, parish of Melrose	„ 1,600 acres	10 „	3984
1070	28	County of Northumberland, parish of Vere	„ 60 „	„	4002
8426	273	County of Buckland, parish of Mambulla	2r. 32p.	„	„
6829	257	County of Landsborough, Ten-mile point	about 7 sq. miles	„	„
7261	576	County of Ewenmar, parish of Duel	800 acres	„	„
7905	532	County of Stapylton, parish of Toongcoomah	about 320 „	„	„
7008	533	County of Benarba, Direebinabildy Run	„ 664 „	„	„
7708	534	Do. parish of Numby Numby	„ 960 „	„	„
74–7008	535	Do. do.	„ 600 „	„	„
75–7007	536	Do. parish of Burrandoon	„ 640 „	„	„
„	537	Do. do.	640 „	„	„
„	538	Do. parish of Neargo	about 700 „	„	„
„	539	Do. do.	„ 590 „	„	„
8423	847	County of Gipps, parish of Waroo	60 „	„	„
8425	848	County of Cooper, parish of Camarooka	4½ sq. miles	„	„
6960	849	County of Bourke, parish of Murrulebalc	836 acres	„	4003
5863	969	County of Pottinger, parish of Calala and Howes Hill.	1 sq. mile	„	„
7485	33	County of Dudley, parish of Burragong	320 acres	„	„
„	34	Do. do.	196 „	„	„
8430	1475	County of Hume, parish of Kentucky	10 „	„	„
7436	1476	County of Goulburn, parish of Germanton	32a. 2r. 34p.	„	„
8424	1477	County of Wynyard, parish of Borambula	10 acres	„	„
668	1478	County of Wakool, parish of Hindmarsh	about 560 „	„	„
7290	656	County of Oxley, parishes of Dooran and Gurnmingbra	1,600 „	„	„
7260	657	County of Gregory, Mumblebone and back of Mumblebone Run	6 sq. miles	„	„
„	658	County of Gregory, Mumblebone and back of Mumblebone Run.	1,200 acres	„	„
5859	274	County of Wellesley, parish of Thoko	1 sq. mile	„	„
„	275	Do. do.	.....	„	„
8063	1479	County of Selwyn, parishes of Craven and Mate	6½ sq. miles	„	„
3119	1485	County of Goulburn, parish of Jindera	46 acres	„	4004
8430	1486	County of Hume, parish of Kentucky	448 „	„	„
8653	1847	County of Wakool, parish of Melool	abt. 1,400 „	„	„
8770	1483	County of Denison, parish of Cottadidda	320 „	„	„
8429	1484	County of Vernon, parish of Ohio	40 „	„	„
8200	970	Liverpool Plains District, at Bulgan	12 sq. miles	„	„

No. of Papers.	No. of Reserve.	Locality.	Area.	Government Gazette in which the description is published.	Folio.
Ms. 75–3469	276	County of Auckland, parish of Wallagoot	about 480 acres	10 Dec., 1875	4004
6898	1490	County of Caira and Wakool	16 sq. miles	,,	4005
6811	659	Counties of Ashburnham and Wellington	13,440 acres	,,	,,
6811	660	County of Ashburnham, parish of Burton	400 ,,	,,	,,
6683	1491	County of Wakool, parish of Murgo	about 2½ sq. miles	,,	,,
6020	540	County of Stapylton, parish of Tulloona	,, 720 acres	,,	,,
6109	266	County of Clarence, parish of Copmanhurst	,, 54 ,,	,,	,,
6244	34	County of St. Vincent, parish of Bateman	,, 18 ,,	,,	,,
7429	62	County of Durham, parish of Uffington	60 ,,	,,	4006
7406	850	County of Monteagle, parish of Young	4a. 34p.	,,	,,
7259	851	Do. do.	28½ acres	,,	,,
8677	1489	County of Hume, parish of Richmond	45 ,,	,,	,,
8652	1488 northerly	County of Wakool, parish of Condoulpe	662 ,,	,,	,,
8904	49 extension	County of Harden, parish of Wilkie	about 70 ,,	,,	,,
Aln. 75–29601	1480	County of Wakool, parish of Burbagadah	,, 120 ,,	,,	,,
Ms. 75–8651	1481	Do. do.	,, 140 ,,	,,	,,
6871	.....	County of Buckland, parish of Wallabadah	1,918 ,,	,,	,,
6636	1482	County of Hume, parish of Brocklesby	.....	,,	4009
3504	237 southerly	County of Tara, Darling River	about 7¾ sq. miles	14 ,,	4020
2253	941 extension northerly	Oak Forest Run	,, 1,280 acres	17 ,,	4045
2248	1289 extension southerly	Momalong Plains Run	.....	,,	,,
,,	1289 extension northerly	Do.	.....	,,	,,
2246	1270 extension	Lalotte Run	2 sq. miles	,,	,,
3451	1492	Nap Nap Run	4,480 acres	,,	,,
3452	577	Tamebar Run	640 ,,	,,	,,
3313	852	Booberoy Run	about 2 sq. miles	,,	,,
2253	1493	Oak Forest Run	1,920 acres	,,	,,
,,	1494	Do.	2,560 ,,	,,	,,
2241	1495	Dry Forest Run	abt. 1,920 ,,	,,	,,
,,	1496	Do.	640 ,,	,,	,,
2242	1497	Sandy Ridges Run	about 720 ,,	,,	,,
,,	1498	Do.	,, 88 ,,	,,	,,
,,	1499	Do.	,, 960 ,,	,,	,,
2250	1500	Beremegad Run	5 sq. miles	,,	,,
5590	974	County of Pottinger, parish of Premer	3,570 acres	,,	4085
8747	70	County of Brisbane, parish of Nerobingalla	60 ,,	21 ,,	4105
7944	973	Counties of Baradine and White	about 59 sq. miles	,,	,,
7458	1507	County of Wynyard, parish of Coreinbob	155 acres	,,	,,
,,	1508	Do. do.	320 ,,	,,	,,
8743	62	County of Durham, parish of Dungog	2a. 2r.	,,	4106
8745	63	Do. parish of Tillegra	about 8 acres	,,	,,
8746	64	Do. do.	24 ,,	,,	,,
7624	971	County of Inglis, parish of Pringle	640 ,,	,,	,,
8374	474	County of Lincoln, parish of Brush	725 ,,	,,	,,
8744	854	County of Monteagle, parish of Yundoo	about 1 ,,	,,	,,
7866	70	County of Beresford, parish of The Brothers	42 ,,	,,	,,
Aln. 75–27171	1502	County of Hume, parish of Kentucky	about 290 ,,	,,	,,
Ms. 75–8676	1506	County of Wakool, parish of Girabbit	640 ,,	,,	,,
8749	29	County of Northumberland, parish of Hay	2½ sq. miles	,,	,,
7167	853	County of Monteagle, parish of Woodonga	about 1¼ ,,	,,	4107
8808	1505	County of Mitchell, parish of Tootool	47a. 3r. 29p.	,,	,,
7608	220	Pirrillie Homestead, Warrego District	640 acres	,,	,,
8443	221	Warrego District, Wallah No. 3 Run	1 sq. mile	,,	,,
,,	222	Do. do. No. 4 do.	1 ,,	,,	,,
,,	223	Do. do. do.	1 ,,	,,	,,
,,	224	Do. do. No. 3 do.	1 ,,	,,	,,
,,	225	Do. do. do.	1 ,,	,,	,,
,,	226	Do. do. No. 2 do.	1 ,,	,,	,,
,,	227	Do. do. No. 1 do.	1 ,,	,,	,,
,,	228	Do. do. No. 4 do.	1 ,,	,,	,,
,,	229	Do. do. do.	1 ,,	,,	,,
7513	35	County of St. Vincent, parish of Monga	12 acres	,,	,,
7875	1501	County of Goulburn, parish of Heron	about 370 ,,	,,	,,
5687	972	County of Pottinger, parish of Gulligal	,, 400 ,,	,,	4108
7512	9	County of Murray, parish of Krawaree	40 ,,	,,	,,
8748	35	County of Dudley, parish of Yarravel	about 62 ,,	,,	,,
8193	1503	County of Hume, parishes of Lowes and Buraga	160 ,,	,,	,,
,,	1504	Do. parish of Brocklesby	abt. 1,180 ,,	,,	,,
8770	1509	Do. parish of Cootadidda	330a. 3r.	28 ,,	4174
8063	1479	County of Selwyn, parishes of Craven and Mate	6½ sq. miles	23 ,,	4144
8770	1510	County of Hume, parish of Cotadidda	235a. 3r.	28 ,,	4174
3301	864	Cowal North Run	abt. 3,200 acres	30 ,,	4215
3328	865	Milbey West Run	,, 2,880 ,,	,,	,,
3329	866	Milbey Run	,, 1,280 ,,	,,	,,
3332	867	Brundah Run	640 ,,	,,	,,
3333	582	Elong Elong Run	640 ,,	,,	,,
2825	429	King's Plains Run	960 ,,	,,	,,
3526	578	Back Burroway Run	640 ,,	,,	4216

No. of Papers.	No. of Reserve.	Locality.	Area.	Government Gazette in which the description is published.	Folio.
Ms. 75–3525	579	Emgandry Run	640 acres	30 Dec., 1875 ...	4216
3527	580	Walla Walla Run	640 „	„ ...	„
3524	581	Apple Pie Run	640 „	„ ...	„
3450	1511	Mundawadera Run	4 sq. miles	„ ...	„
3334	855	Mugga Swamp Run	abt. 1,280 acres	„ ...	„
3335	856	Do.	640 „	„ ...	„
3336	857	Do.	640 „	„ ...	„
3337	858	Do.	640 „	„ ...	„
3268	859	Enoch's Run	abt. 1,920 „	„ ...	„
3267	860	Do.	„ 1,280 „	„ ...	„
3302	861	Bland Run	„ 3,840 „	„ ...	„
3330	862	Outer Wallandra West Run	„ 3,840 „	„ ...	4217
3331	863	Wallaby and Overall Plain Runs	„ 3,840 „	„ ...	„
2244	northerly and 109 west extensn.	Barugo Run, Murrumbidgee District	.....	„ ...	„

Sydney: Thomas Richards, Government Printer.—1876

[6d.]

1875-6.

NEW SOUTH WALES.

CROWN LANDS.

(ABSTRACT OF, RESERVED FROM SALE UNTIL SURVEYED, FOR THE PRESERVATION OF WATER SUPPLY OR OTHER PUBLIC PURPOSES.)

Presented to Parliament, pursuant to Act 25 Vict. No. 1, sec. 4.

ABSTRACT of Crown Lands reserved from Sale until surveyed, for the preservation of Water Supply or other public purposes, in accordance with the 4th section of the Act 25 Victoria, No. 1.

No. of Papers.	No. of Reserve.	Locality.	Area.	Government Gazette in which the description is published.	Folio.
Ms. 75-8770	1509	County of Denison, parish of Cottodidda.....	338a. 3r.	4 Jan., 1876 ...	49
„	1510	Do. do.	235a. 3r.	„ ...	„
8948	258	Weinteriga and Pamamaroo Runs, County of Menindie.	.....	5 Jan., 1876 ...	65
8700	1513	County of Wynyard, parish of Umbango	9ac. 3r. 29p.	„ ...	„
8454	870	County of Bland, West Bland Run.....	abt. 5,000 acres	„ ...	„
9404	40	County of Camden, parish of Cambewarra.....	6 „	„ ...	66
9130	543	County of Courallie, parish of Yatta	about 675 „	„ ...	„
2036	980	County of Denham, Berryabar, and Bucklebone Runs.	2½ sq. miles	„ ...	„
2035	981	County of Denham	2½ „	„ ...	„
2034	982	Do. Bucklebone Run	2½ „	„ ...	„
9125	430	County of Hardinge, parish of Stonybatter ...	115 acres	„ ...	„
„	431	Do. do. ...	108 „	„ ...	„
7623	432	County of Inglis, parishes of Retreat and Winton	640 „	„ ...	„
8599	871	County of Bland, on Geraldra Run	about 5 sq. miles	„ ...	„
„	872	Do. do.	„ 3½ „	„ ...	„
9123	983	County of Darling, parish of North Barraba ...	840 acres	„ ...	„
8070	984	Do. parish of Belmore	about 1 sq. mile	„ ...	„
8614	277	County of Dampier, parish of Congo	11a. 4p.	„ ...	„
9187	278	County of Wellesley, parish of Gunningrach ...	40 acres	„ ...	„
9017	1514 southern	County of Denison, parish of Savernake	2 sq. miles	„ ...	„
4330	1127 extension	Do. parish of Wangamong	about 170 acres	„ ...	„
9313	541	County of Burnett, Oregon Run	640 „	„ ...	67
„	542	Do. parish of Glenalvon	637 „	„ ...	„
8564	1519	County of Denison, parish of Boomanoomana...	640 „	„ ...	„
8386	869	County of Gipps, Bogandillon Run	2 sq. miles	„ ...	„
9129	36	County of Dudley, parish of Willawarrin.....	about 240 acres	„ ...	„
9403	475	County of Lincoln, parish of Micketymulga.....	19a. 3r.	„ ...	„
9185	178	County of Pottinger, parish of Springfield	300 acres	„ ...	„
9405	277	County of Wellesly, parish of Coolumbooka ...	about 90 „	„ ...	„
9399	71	County of Brisbane, parish of Nerobingalba ...	23a. 2r.	„ ...	68
Aln. 75-29282	1515	County of Mitchell, parish of Yerong	125 acres	„ ...	„
Ms. 75-9126	1516	Do. parish of Cox.....	168 „	„ ...	„
„	1517	Do. do.	117 „	„ ...	„
9186	279	County of Wellesley, parish of Gunningrach ...	29 „	„ ...	„
9184	280	Do. parish of Pickering.....	about 60 „	„ ...	„
9401	1518	County of Mitchell, parish of Tootool	„ 49 „	„ ...	„
7625	433	County of Inglis, parish of Winton	250 „	„ ...	„
9125	434	County of Hardinge, parish of Nuandle	175 „	„ ...	„
„	435	Do. do.	4 „	„ ...	„
9127	544	County of Burnett, parish of Eales	about 800 „	„ ...	„
7850	44	County of King, parishes of Crosby, Blakney, Olney, and Opton.	1,500 „	„ ...	69
9400	975	County of Parry, parish of Turi	22 „	„ ...	„
8783	868	County of Harden, parish of Corrawong.....	64½ „	„ ...	„
7876	976	County of Pottinger, parishes of Wilson, Saltwater, Tamba, and Bomera.	about 3 sq. miles	„ ...	„
„	977	County of Pottinger, parish of Bomera.....	„ 80 acres	„ ...	„
„	978	Counties of Pottinger and Napier	„ 8,000 „	„ ...	„
7647	42	County of Argyle, parish of Turrallo	„ 600 „	„ ...	„
3598	238	Tapio and Tiltao Runs	„ 6 sq. miles	21 Jan., 1876 ...	269
3599	239	Tapio Run	„ 5 „	„ ...	„
3600	240	Do.	„ „ „	„ ...	„

No. of Papers	No. of Reserve.	Locality.	Area.	Government Gazette in which the description is published.	Folio.
Ms. 75-3596	241	Tiltao Run	about 5 sq. miles	21 Jan., 1876	269
3704	139	Bulderudgera Run	„ 2,000 acres	„	„
„	140	Do.	„ „ „	„	„
3820	873	Gegullalong Run, county of Monteagle, parish of Congera.	160 „	„	„
3821	874	County of Monteagle, parishes of Gungewalla and Congera.	160 „	„	„
3226	„	Steam Plains Forest Reserve No. 1	3 sq. miles	„	270
„	„	Do. do. No. 2	6 „	„	„
3,552	875	In Lachlan District, Sandy Creek	about 640 acres	„	„
3882	230	Dungulear Run, Warrego District	„ 3¼ sq. miles	„	„
76-19	231	Wylerie Run	„ 640 acres	„	„
128	141	Booral or Ten-mile Creek Run	1,920 „	„	„
75-3825	438	Long Reach Run	„ 2 sq. miles	25 „	291
74-6773	878	County of Franklin, parish of Thononga	„ 3½ sq. miles	„	346
76-7186	723	County of Monteagle, parish of Burrangong	1 acre	„	„
75-9193	879	County of Bourke on Ganmain Run	2 sq. miles	„	„
	880	Do. at Red Bank Dam	1 „	„	„
	881	Do. at Jamieson's Tank	2 „	„	„
	882	Do. on Yarran Creek	1½ „	„	„
	883	Do. at Rocky Waterhole	2 „	„	„
	884	Do. near Rocky Waterhole	640 acres	„	„
	885	Do. at Barrow's Tank	1 sq. mile	„	„
	886	Do. at O'Shea's Tank	1 „	„	„
	887	Do. on Kolkibitoo Run	about 100 acres	„	„
	888	Do. at Ironbark Waterhole	1 sq. mile	„	„
	889	Do. at Bundibindigal Tank	2 sq. miles	„	„
	890	Do. at Boyd's Boree Camp	2 „	„	„
	891	Do. at Top Lagoon	2½ „	„	„
9314	northerly 923 extension	County of Hume, parish of Richmond and Goomargana.	1,840 acres	„	„
9443	66	County of Durham, parish of Avenal	15 „	„	„
9433	985	County of White, parish of Mollee	about 22 „	„	347
6513	986	County of Pottinger, Miller's Creek Run	600 „	„	„
9435	663	County of Kennedy, at Albert Waterhole	about 5 „	„	„
8739	987	County of White, parishes of Wee Waa and Gurleigh.	.....	„	„
9344		County of Harden, parish of Wombat	1,190 „	„	„
„		Counties of Harden and Bland at Wombat, parishes of Wilkie and Berthong.	2,870 „	„	„
7481	65	County of Durham, parish of Uffington	13 „	„	348
9569	662	County of Ashburnham, parish of Munginoble	about 36 „	„	349
7619	1519	County of Wynyard	127 sq. miles	„	345
„	892	County of Bourke	about 55 sq. miles	„	„
8775	282	Counties of Wellesly and Auckland	4 „	„	„
8986	72	County of Brisbane, parishes of Ailsa and Boggibri.	2,700 acres	„	349
7867	437	County of Gough, parish of Inverell	about 22 „	„	„
8309	281	County of Dampier, parish of Cadjangarry	237 „	„	„
8801	876	County of Gipps, Moora Moora Run	3 sq. miles	„	„
8802	877	Do. Wilbertroy Run	3 „	„	„
9452	661	County of Kennedy, parish of Willanbillan	8 acres	„	„
9436	436	County of Vernon, parish of Walcha	about 12 „	„	350
9434	545	County of Burnett, parish of Zagoby	54 „	„	„
8144	1471	County of Wakool, parishes of Mein and Lyle	about 5½ sq. miles	„	„
„	1472	Do. do. Baldon	10½ „	„	„
3881	232	Dungalear Run, Warrego District	about 3 „	28 „	377

Sydney: Thomas Richards, Government Printer.—1876.

[3d.]

1875-6.

NEW SOUTH WALES.

CROWN LANDS.

(RESERVED FROM SALE UNTIL SURVEYED, FOR THE PRESERVATION OF WATER SUPPLY OR OTHER PUBLIC PURPOSES.)

Presented to Parliament pursuant to Act 25 Vic. No. 1, sec. 4.

ABSTRACT of Crown Lands reserved from Sale until surveyed, for the preservation of Water Supply or other public purposes, in accordance with the 4th section of the Act 25 Victoria, No. 1.

No. of Papers.	No. of Reserve.	Locality.	Area.	Government Gazette in which the description is published.	Folio.
Ms. 75-3881	232	Dungalear Run, in Warrego District	about 3 sq. miles	1 Feb., 1876	408
3714	664	Bulderedgera Run, Wellington District	„ 2,000 acres	4 Feb., 1876	513
3704	665	Do. do.	„ „ „	„	„
76-128	666	Booral, or Ten-mile Creek Run, Wellington District.	1,920 „	„	„
75-9773	895	County of Gipps, parish of Firrana	94 „	8 Feb., 1876	577
Aln. 75-32613	896	Do. do.	111 „	„	„
9510	990	County of White, parish of Turrawan	about 130 „	„	„
9358	1524	County of Wakool, parishes of Moolpa and Binbinette.	„ 3 sq. miles	„	„
19940	439	County of Sandon, parish of Harnham	8 acres	„	578
9302	267	County of Clarence, parish of Southgate	84 „	„	„
9505	893 northerly extension.	County of Gipps, parish of Terrannia	160 „	„	„
9041	658	County of Cooper, parish of Teningerie	3¾ sq. miles	„	„
„	711	Do. do.	4½ „	„	„
„	200 northern extension	Do. parishes of Cuba and Naunton	about 2¾ „	„	„
„	265 northern extension	Do. parishes of Hulong and Bringar	2½ „	„	„
8236	988	County of Darling, parish of Tinbundie	320 acres	„	„
9509	1522	County of Boyd, parish of Wangabangal	4½ sq. miles	„	„
Aln. 75-28117	385 northern extension	Do. parish of Maby	7 „	„	„
Ms. 75-9501	1523	Do. parish of Gumblebogie	abt. 1,900 acres	„	„
9642	738 northern extension	County of Wakool, parishes of Parquin and Mein	5 sq. miles	„	„
8779	233	County of Cowper, parish of Davidson	5 „	„	„
„	234	Do. Do.	5 „	„	„
8958	664	County of Gordon, parish of Loombah	80 acres	„	„
„	665	Do. parish of Catombal	160 „	„	„
3991	23	Counties of Gloucester, Northumberland, Cumberland, Camden, and St. Vincent.	.....	„	579
9764	666	County of Gordon, parish of Narragal	about 190 acres	„	„
7291	15	County of Westmoreland, parish of Antonio	2 „	„	„
R.S.B. 74-1819	235	County of Finch, Gumble Gobin Waterhole	about 5 sq. miles	„	„
Ms. 6457	1525	County of Urana, parish of South Jerilderie	320 acres	„	„
8784	•897	County of Harden, parish of Murrimboola	27a. 3r.	„	„

No. of Papers.	No. of Reserve.	Locality.	Area.	Government Gazette in which the description is published.	Folio.
Ms. 9326	236	County of Finch	about 4 sq. miles	8 Feb., 1876...	579
,,	237	Do	4½ ,,	,, ...	,,
,,	238	Do	about 26 ,,	,, ...	,,
,,	239	Do	,, 5 ,,	,, ...	,,
,,	240	Do	,, 22 ,,	,, ...	,,
9137	583	Moolangan Run, on Wilber Creek ...	640 acres	,, ...	,,
9106	989	County of White	about 9 sq. miles	,, ...	,,
9511	894	County of Forbes, parish of Wattamondra	256 acres	,, ...	,,
9300	269	County of Clarence, parish of Woodford	about 30 ,,	,, ...	,,
7471	268	Do parish of Clarenza	,, 130 ,,	,, ...	,,
R.S.B. 1291	242 extended	County of Wentworth, Darling River	80 ,,	,, ...	,,
Ms. 76-109	27	County of Durham, parish of Underbank	49 ,,	9 Feb., 1876 ...	601
106	37	County of Dudley, parish Cooroobingah	3a. 2r.	,, ...	,,
75-9575	586	County of Ewenmar, Tenandra Run	about 5 sq. miles	,, ...	,,
,,	587	Do do	,, 3¾ ,,	,, ...	,,
9299	588	County of Clyde, Bogewon Run	,, 3 ,,	,, ...	,,
,,	589	County of Clyde, Bogewon and West Back Bogewon Runs.	,, 7½ ,,	,, ...	,,
8171	590	County of Ewenmar, Collyburl and Collenburrawang Run.	3,201 acres	,, ...	602
,,	547	County of Stapylton, parish of Boggabilla	about 120 ,,	,, ...	,,
9573	899	County of Bland, parish of Bundawarrah	96 ,,	,, ...	,,
9574	900	County of Bland, parish of Moombucca	640 ,,	,, ...	,,
,,	901	Do do	80 ,,	,, ...	,,
9336	992	County of Denham, Bulyeroi Run	about 5 sq. miles	,, ...	,,
76-108	283	County of Dampier, parish of Murrabrine	10 acres	,, ...	,,
75-8699	1530	County of Wynyard, parish of Humula	about 1¼ sq. mile	,, ...	,,
8289	1531	County of Waradgery, parishes of Nurrawidgery and Tindall.	,, 6¼ ,,	,, ...	,,
Aln. 75-2404	1532	County of Boyd, parish of Tubbo	640 acres	,, ...	,,
Ms. 8780	165 northerly extension	County of Gunderbooka	about 22 sq. miles	,, ...	,,
8171	591	County of Gregory, parish of Haddon Run ...	3 acres 2 roods 16 perches.	,, ...	,,
9037	73	County of Brisbane, parish of Watt	about 1,180 acres	,, ...	603
9038	74	County of Brisbane, parish of Webinible	about 870 ,,	,, ...	,,
8171	584	County of Gregory, parish of Collyburl	930 ,,	,, ...	,,
76-107	1526	County of Townsend, parish of Thullabin	about 320 ,,	,, ...	,,
75-5524	440	County of Inglis, parish of Bendemeer	,, 1,294 ,,	,, ...	,,
7688	441	County of Hardinge, parish of Darbysleigh	.....	,, ...	,,
7688	442	County of Hardinge, New England District ...	2,400 ,,	,, ...	,,
,,	443	County of Hardinge, at Yarrowick	180 ,,	,, ...	,,
,,	444	County of Hardinge, parish of Torryburn	176 ,,	,, ...	,,
,,	546	County of Murchison, parish of Bingera	75 ,,	,, ...	,,
76-102	898	County of Bourke, Berrembed Run	100 ,,	,, ...	,,
104	1527	County of Townsend, parish of Carse	451 ,,	,, ...	604
75-9464	1528	County of Goulburn, parish of Cookardina	about 480 ,,	,, ...	,,
8837	41	County of Murray, parish of Merigan	,, 1 ac. 2 rds.	,, ...	,,
8738	991	County of White, parish of Mollee	,, 164 acres	,, ...	,,
9411	1533	County of Buccleuch, on Red Hill Run	,, 1½ sq. mls.	,, ...	,,
9162	585	County of Ewenmar, Bundigo Run	,, 3 ,,	,, ...	,,
76-105	30	County of Northumberland, parish of Coorumbung.	1½ acre	,, ...	,,
75-8698	1529	County of Goulburn, parish of Albury	about 20 ,,	,, ...	,,
76-130	993	County of Denham, parish of Berryabar	85 ,,	,, ...	,,
75-1641	1534	County of Buccleuch, parish of Bogong	about 1,400 ,,	,, ...	605
8699	1535	County of Wynyard, parish of Humula	,, 28 ,,	,, ...	,,
3552	875	Wentworth Gully's Run, Lachlan District	,, 640 ,,	15 Feb., 1876 ...	647
76-39	259	Keric Run, Albert District	,, 3 sq. miles	,, ...	679
75-3391	476	Yarron Creek Run, Bligh District	,, 5 ,,	,, ...	,,
3837	243	Mythis Run, Darling District	2½ ,,	,, ...	,,
3840	245	Barrara Run	2 ,,	,, ...	,,
3841	246	Do.	2½ ,,	,, ...	,,
3843	247	Do.	3 ,,	,, ...	,,
3845	248	Ana Branch Run	3 ,,	,, ...	,,
76- 365	902	County of Monteagle, parish of Wambanumba	about 640 acres	,, ...	680
366	903	Do. do.	,, 640 ,,	,, ...	,,
436	904	County of Bland, Narraburra Run	,, 640 ,,	,, ...	,,
490	667	Willandra Run, Wellington District	1,280 ,,	,, ...	,,
400	.....	Nemiur Forest Reserve	.....	18 Feb., 1876 ...	713
399	.....	Extension of Edwards River Forest Reserve ...	.....	,, ...	,,
349	905	Bald Hills Run, Lachlan District	3 sq. miles	,, ...	,,
350	906	Do. do.	3 ,,	,, ...	,,
174	994	Dandry Run, Liverpool Plains District	640 acres	,, ...	,,
175	995 extended	Menedebrie North Run	1,410 ,,	,, ...	,,
1162	287	County of Murchison, parish of Stag	about 3¾ sq. miles	22 Feb., 1876 ...	774
75-6270	67	County of Durham, parish of Fingal	,, 4 ac. 1 r.	23 Feb., 1876 ...	813
9598	260	Kerno Run, Bunkeringy Creek	5 sq. miles	,, ...	,,
76- 603	548	County of Courallie, parish of Ardgowan	3 ac. 30 pchs.	,, ...	,,
75-9521	907	County of Sturt, parish of Dowing	640 acres	,, ...	,,
,,	908	County of Waradgery, Beabula Run	1,048 ,,	,, ...	,,
76- 72	909	County of Gipps, parishes of Trigalana and Marsden, the Gun Swamp.	1,669 ,,	,, ...	,,
- 636	910	County of Sturt, parishes of Djallah and Warburn.	9 sq. miles	,, ...	,,

No. of Papers.	No. of Reserve.	Locality.	Area.	Government Gazette in which the description is published.	Folio.
Ms. 75- 608	996	County of Denham, parish of Thalaba	1,360 acres	23 Feb., 1876 ...	814
,,	986	County of Buckland, parish of Towarrie.....	600 ,,	,, ...	,,
75-9887	1536 northerly extension	County of Mitchell, parish of Yarragundry	abt. 1,330 ,,	,, ...	,,
76- 479	628	County of Cadell, parish of Gothog.....	50ac. 3r.	,, ...	,,
601	1537	County of Denison, parish of Lalalty	3 sq. miles	,, ...	,,
598	448	County of Vernon, parish of Boulton	20ac. 3r. 32p.	,, ...	,,
75- 480	445	County of Sandon, parish of Lawrence	85 acres	,, ...	,,
8957	668	County of Gordon, parishes of Roche and Gilgal	160 ,,	,, ...	,,
8957	669	County of Gordon, parish of Roche	about 160 ,,	,, ...	,,
,,	670	Do. parish of Gilgal	,, 179 ,,	,, ...	,,
,,	671	Do. the Springs Run	80 ,,	,, ...	,,
76-699	406	County of Sandon, parish of Duval.....	180 ,,	,, ...	,,
,,	447	Do. parish of Exmouth	360 ,,	,, ...	,,
477	913	County of Monteagle, parish of Congera	70a. 3r.	,, ...	815
,,	914	Do. parish of Congera Run	.....	,, ...	,,
602	1539	County of Denison, parish of Boomanoomana, portion 75.	320 acres	,, ...	,,
75-599	915	County of Waradgery, parish of West Waradgery, portions 37 and 38.	237a. 3r.	,, ...	,,
Al. 75-31867	284	County of Wellesley, parish of Maharatta	428a. 3r. 20p.	,, ...	,,
R. & B. 75-1315	31	County of Northumberland, parish of Wallerah	180 acres	,, ...	,,
Ms. 76-602	154	County of Denison, parish of Boomanoomana	411a. 3r.	,, ...	,,
697	911	County of Forbes, parish of Morongla.....	172 acres	,, ...	816
698	912	Do. parish of Broula	55 ,,	,, ...	,,
'474	449	County of Hardinge, parish of Nuandle	15 ,,	,, ...	,,
,,	450	Do. do.	95 ,,	,, ...	,,
,,	451	Do. do.	98 ,,	,, ...	,,
478	1540	County of Hume, parish of Creighton.....	250 ,,	,, ...	,,
75-9589	24	County of Cumberland, parishes of Sutherland and Heathcote.	32 sq. miles	,, ...	,,
76-600	1538	County of Wakool, parish of Colvin	54a. 1r. 17p.	,, ...	,,
75-6563	234	Back of Back Woola Woola Run	640 acres	,, ...	,,
,,	235	Do. do.	640 ,,	,, ...	,,
76-632	452	County of Sandon, parish of Hillgrove	1 acre	,, ...	817
635	672	County of Ashburnham, near Cudal	3r. 30p.	,, ...	,,
604	453	County of Sandon, parish of Tiverton	15 acres	,, ...	,,
497	549	County of Burnett, Bogamildi Run.....	2,400 ,,	,, ...	,,
,,	550	Do. parish of Bledger	1,900 ,,	,, ...	,,
607	31	County of Cook, parish of Magdala	1a. 27p.	,, ...	,,
75-6757	.....	County of Durham, at Camberwell	about 200 acres	,, ...	,,
,,	.....	Do. do.	,, 120 ,,	,, ...	,,
7687	.....	County of Murchison, parish of Bingera.....	777½ ,,	,, ...	818
3842	249	Barrara Run, Darling District	1½ sq. miles	25 Feb., 1876 ...	829
3091	.....	County of Benarba, Wirrah Run	about 4 ,,	,, ...	,,
3089	.....	Do. do.	,, 4 ,,	,, ...	,,
,,	.....	Do. do.	,, 4 ,,	,, ...	,,

Sydney: Thomas Richards, Government Printer.—1876.

[3d.]

1875-6.

NEW SOUTH WALES.

CROWN LANDS.

(RESERVED FROM SALE UNTIL SURVEYED, FOR THE PRESERVATION OF WATER SUPPLY OR OTHER PUBLIC PURPOSES.)

Presented to Parliament, pursuant to Act 25 Vic. No. 1, sec. 4.

ABSTRACT of Crown Lands reserved from Sale until surveyed, for the preservation of Water Supply or other public purposes, in accordance with the 4th section of the Act 25 Victoria, No. 1.

No. of Papers.	No. of Reserve.	Locality.	Area.	Government Gazette in which the description is published.	Folio.
Ms. 76-3091	551	County of Benarba, Wirrah Run	4 sq. miles	3 March, 1876	918
75-3089	552	Do. do.	about 4 „	„	„
„	553	Do. do.	4 „	„	„
9510	990	County of White, parish of Turrawan	about 130 acres	„	„
76-1659	1542	County of Goulburn, parish of Germanton	256 „	7 „	953
„	1543	Do. parish of Pulletop	452 „	„	„
670	1404	Deniliquin Run, Murrumbidgee District	abt. 2,560 „	„	„
75-9613	593	County of Ewenmar, parish of Tenandra	960 „	8 „	989
„	594	Do. parish of Collemburrawang	about 1 sq. mile	„	„
„	595	Do. parish of Tenandra	about 2¾ sq. miles	„	„
76-676	596	County of Gregory, parish of Inglega	about 640 acres	„	„
75-8173	554 eastern	County of Stapylton, parishes of Bobero and Morella.	about 476 „	„	„
	575 extension eastern	County of Gipps, Brua Run	5 sq. miles	„	990
	576 extension	Do. do.	5 „	„	„
76-605	999	County of Denham, parish of Thalaba	237½ acres	„	„
	1000	Do. on Waterloo or Thalaba Creek.	72 „	„	„
	1001	Counties of Denham and Jamieson, Thalaba or Waterloo Creek, Mille South Run.	5 sq. miles	„	„
843	1546	County of Wynyard, parish of Bangus	about 15 acres	„	„
75-9885	676 northern	County of Ashburnham, parish of Molong	51 „	„	„
	22 extension	Do. parish of Nangar	280 „	„	„
9884	677	Do. parish of Manilara	75a. 1r. 13p.	„	„
7396	678	Do. parishes of Goobang and Beargainel	2½ sq. miles	„	„
9613	592	County of Ewenmar, parish of Collembarrawang	860 acres	„	„
76-843	1544	County of Wynyard, parish of Bangus	30 „	„	„
76-14	916	County of Gipps, parish of Terrana	69a. 3r. 38p.	„	991
75-8940	679	County of Ashburnham, parish of Collett	about 160 acres	„	„
75-8940	680	Do. parish of Collett	about 900 „	„	„
7395	675	Do. parish of Kamandra	abt. 1,300 „	„	„
7394	673	Do.	about 150 „	„	„
„	674	Do.	600 „	„	„
9110	998	County of Jamieson, parish of Tippereena	273 „	„	992
76-139	1545	County of Wakool, parish of Colvin	54a. 1r.	„	„
75-3838	251	Mythis Run, Darling District	2 sq. miles	10 „	1,013
76-535	921	County of Harden, parish of Bookham	640 acres	„	„
537	922	County of Forbes, parish of Waradgery	about 640 „	„	„
538	923	Do. do.	abt. 1,940 „	„	„
540	924	Do. parish of Binda	abt. 1,920 „	„	„
542	925 southern	Do. parish of Wallah Wallah	abt. 1,920 „	„	„
Aln. 75-28117	385 extension	County of Boyd, parish of Maby	7 sq. miles	„	„
Ms. 75-9501	1523	Do. parish of Gumblebogie	abt. 1,900 acres	„	„
1919	1002	Tooloora Run	1,440 „	„	„
1920	1003	Sussex Run	1,440 „	„	„
1921	1004	Gunning Run	4 sq. miles	„	„
76-302	597	Willancorah Run	about 3 „	„	„
475	681	Lower Canonbar West Run	about 960 acres	„	1,014
476	682	Triangle Run	about 1 sq. mile	„	„

No. of Papers.	No. of Reserve.	Locality.	Area.	Government Gazette in which the description is published.	Folio.
Ms. 76–477	683	Triangle Run	about 2 sq. miles	10 March, 1876	1,014
539	920	Tinpot Alley Run, County of Forbes, parishes of Goonigal and Waradgery.	640 acres	,,	,,
543	241	County of Cowper, at Twenty-five-mile Waterhole	640 ,,	,,	,,
75–3844	250	Bundawingee Run	about 2 sq. miles	,,	,,
76–56	917	Meeroomerootherie Run	abt. 2,880 acres	,,	,,
435	918	County of Bland, Marule Baale Creek Run	about 640 ,,	,,	,,
434	919	Do. do.	,, ,,	,,	,,
670	1404	Deniliquin Run	abt. 2,560 ,,	14 ,,	1,041
738	148	East Bogan Back Run	640 ,,	,,	1,042
740	152	Back Giggin Run	1,280 ,,	,,	,,
741	151	Do.	640 ,,	,,	,,
742	150	Back Wylerie Run	,, ,,	,,	,,
748	147	Wylerie Run	,, ,,	,,	,,
743	143	Giggin Run	5 sq. miles	,,	,,
746	146	Wylerie Run	1,920 acres	,,	,,
747	231	Do.	640 ,,	,,	,,
739	141	East Bogan Back Run	,, ,,	,,	,,
603	926	Coppabella Run, County of Harden, parish of Coppabella.	about 320 ,,	,,	1,069
604	927	Do. do.	abt. 1,600 ,,	,,	,,
714	598	Bogenong Run	about 3 sq. miles	,,	,,
76–1053	75	County of Brisbane, parish of Wandewoi	3 acres	22 ,,	1,165
1048	76	Do. parish of Timor	47a. 2r.	,,	,,
Rs. B. 75–1627	261	County of Menindie, Menindie Lake	1 sq. mile	,,	,,
Ms. 76–730	270	County of Clarence, parishes of Clyden and Southgate.	125 acres	,,	,,
75–8593	557	County of Stapylton, parish of Morella	240 ,,	,,	,,
6710	928	County of Clarendon, parish of Cooba	5 ,,	,,	,,
76–1013	929	County of Monteagle, parish of Murringo	18 ,,	,,	,,
2063	930	County of Sturt, parish of Tonis Point	34 ,,	,,	1,166
1430	936	County of Forbes, parish of Warrengong	68 ,,	,,	,,
75–8455	937	County of Bland, parish of Boonabah	2,540 ,,	,,	,,
76–1422	938	County of Gipps, parish of Tawyal	262¾ ,,	,,	,,
893	939	County of Bland	480 ,,	,,	,,
891	940	Do.	985 ,,	,,	,,
890	941	Do.	about 770 ,,	,,	,,
889	942	Do.	640 ,,	,,	,,
887	943 westerly	Do.	740 ,,	,,	,,
1008	374 extension	County of Monteagle	100 ,,	,,	,,
885	946	County of Bland	640 ,,	,,	,,
884	947	County of Gipps	1,440 ,,	,,	,,
883	948	Do.	,, ,,	,,	,,
880	949	Do.	960 ,,	,,	,,
535	1007	County of Denham	about 5 sq. miles	,,	,,
1157	1003 extended.	County of Buckland, parish of Dernier	2 ,,	,,	,,
1049	522	County of Pottinger, parish of Howe's Hill	240 acres	,,	1,167
204	1547	County of Buccleuch, parish of Wagara	,, ,,	,,	,,
75–2249	1548	Do. parish of Darbalara	1,280 ,,	,,	,,
76–1427	1549	County of Urana, parish of Widgiewa	10 sq. miles	,,	,,
1428	285	County of Dampier, parish of Bodalla	57½ acres	,,	,,
75–8178	459	County of Hardinge, parish of Stonybatter	about 115½ ,,	,,	,,
8177	460	Do. do.	about 116 ,,	,,	,,
125	461	Do. parish of Tourle	240 ,,	,,	,,
76–943	243	County of Robinson	2,560 ,,	,,	,,
,,	244	Do.	,, ,,	,,	,,
,,	245	Do.	,, ,,	,,	,,
1424	601	County of Lincoln, on Jones' Creek	2 sq. miles	,,	,,
75–7836	72	County of Durham, parish of Ravensworth	40 acres	,,	,,
1013	931	County of Monteagle, parish of Murringo	45a. 2r.	,,	,,
76–840	43	County of Argyle, parish of Narrangarill	1,430 acres	,,	1,168
75–8987	68	County of Durham, parish of Howick	about 900 ,,	,,	,,
	69	Do. parish of Wallarobba	abt. 1,280 ,,	,,	,,
	70	Do. parish of Barford	abt. 1,900 ,,	,,	,,
	71	Do. parish of Dungog	abt. 1,130 ,,	,,	,,
	32	County of Northumberland, on road from Maitland to Wiseman's Ferry	320 ,,	,,	,,
7815	33	County of Northumberland, parishes of Mangrove and St. Albans.	4 sq. miles	,,	,,
,,	34	County of Northumberland, parish of Hay	about 800 acres	,,	,,
,,	35	Do. parish of Blaxland	272 ,,	,,	,,
,,	36	Do. parish of Corrabore	about 800 ,,	,,	1,169
,,	37	Do. parish of Heddon	1,721 ,,	,,	,,
7195	286	County of Auckland, parish of Yowaka	about 640 ,,	,,	,,
Rs. B. 75–1842	242	County of Finch	32½ sq. miles	,,	,,
Ms. 76–1010	944	County of Gipps	21 ,,	,,	,,
,,	945	County of Gipps, Bogandillon Creek	480 acres	,,	,,
75–7685	683	County of Cunningham, Condoblin and Back Condoblin Runs.	about 5½ sq. miles	,,	1,170
,,	684	Counties of Cunningham and Kennedy	49 ,,	,,	,,
,,	685	On Emu Plains, or Murda and Boona West Runs	4 ,,	,,	,,
,,	686	On Boburdanill Creek Run	4 ,,	,,	,,
,,	687	County of Cunningham	4 ,,	,,	,,

No. of Papers.	No. of Reserve.	Locality.	Area.	Government Gazette in which the description is published.	Folio.
Ms. 75-7685	688	County of Kennedy, at Albert Waterhole	4 sq. miles	22 March, 1876...	1170
76-534	1006	County of Barradine, near town of Barradine...	400 acres	" ...	"
75-125	457	County of Hardinge, parishes of Cameron and Chapman.	200 "	" ...	"
8179	458	County of Hardinge, parish of Nuandle	about 180 "	" ...	"
"	682	County of Ashburnham, on Ganma Run	700 "	" ...	"
76-534	1005	County of Barradine, adjoining Town of Barradine.	120 "	" ...	1171
810	1551	County of Goulburn, parishes of Little Billabong and Carabost.	about 250 "	" ...	"
953	1552	County of Wakool, parish of Burbagabah	about 150 "	" ...	"
1046	558	County of Arrawatta, parish of Goomair	21a. 15p.	" ...	"
1013	932	County of Monteagle, parish of Murringo	about 6 acres	" ...	"
"	933	Do. do.	172 "	" ...	"
862	599	Bourbah Run, Merri Merri Creek	1 sq. mile	" ...	"
"	600	Tamerybundy and Gandimungadal Runs	2 sq. miles	" ...	"
75-1373	555	West Guigan Run	320 acres	" ...	"
"	556	Do.	about 2 sq. miles	" ...	"
Rs. B. F. 75-1627	252	County of Menindie	47¼ "	" ...	1172
"	253	Do. at Dunne's Creek	960 acres	" ...	"
"	254	Do. Mandybah Run	640 "	" ...	"
Ms. 76-260	287	County of Beresford, parish of Bulgandramine...	abt. 2,500 "	" ...	"
1047	1004	County of Denham, parish of Bucklebone	about 10 "	" ...	"
1050	1553	County of Wakool, parish of Moulamein	8 "	" ...	"
1045	934	County of Monteagle, parish of Coolegong	about 25 "	" ...	"
"	935	Do. do.	2½ "	" ...	"
75-203	1555	County of Denison, parish of Boomanoomana and Cottadidda.	about 640 "	" ...	1173
76-1051	1556	County of Wakool, parish of Moulamein	about 350 "	" ...	"
75-126	455	County of Inglis, parish of Loanga	124 "	" ...	"
"	456	Do. on road from Bendemeer to Bundarra.	540 "	" ...	"
"	454	County of Hardinge, parish of Bundarra	108 "	" ...	"
76-127	1550	County of Urana, parish of Bolton	130 "	" ...	"
1429	1554	County of Selwyn, parish of Tumbarumba	27½ "	" ...	"
1001	559	County of Courallie, parish of Moree	48¾ "	" ...	"
75-6178	45	County of King, parish of Bango	38 "	" ...	1174
76-116		County of Goulburn, parish of Germanton	1,189 "	" ...	1175
534		County of Baradine	1,200 "	" ...	"
666	950	Boga Bogalong Run	640 "	24 " ...	1184
303	689	Narromine Run, Haddon Rigs Block	about 4 sq. miles	" ...	"
647	602	Ballimore Run	about 3 "	" ...	"
"	603	Do.	about 3 "	" ...	"
75-3477	560	Caidmurra Run	about 1 sq. mile	" ...	"
"	561	Do.	2 sq. miles	" ...	"
76-569	1008	Bungle Gully Run	about 5 "	" ...	"
591	1557	Barham Run	4 "	" ...	"
75-3478	562	Caidmurra East Block, No. 3	about 2 "	" ...	"
665	951	Carrigabal Run	1 "	" ...	"
3572	690	Back Gangary Run	about 1 "	" ...	"
3573	691	Do.	"	" ...	"
3574	692	Do.	"	" ...	"
76-663	693	Cowl Maryan Run	about 640 acres	" ...	"
664	694	Centrebit Run	"	" ...	1185
75-6662	29	County of Cook, at Blackheath and Govett's Leap	abt. 2,100 "	28 " ...	1226
3575	675	Salisbury Plains Block D Run	2 sq. miles	" ...	1255
76-762	563	Muckerawa South Run	about 2 "	" ...	"
763	564	Big Bend Run	about 4 "	" ...	"
764	565	Warrambool Run	"	" ...	"
765	566	Muckerawa Run	about 2 "	" ...	"
982	604	Bolaro Run	about 3 "	31 " ...	1275

Sydney: Thomas Richards, Government Printer.—1876.

[3d.]

1875-6.

NEW SOUTH WALES.

CROWN LANDS.

(RESERVED FROM SALE UNTIL SURVEYED, FOR THE PRESERVATION OF WATER SUPPLY OR OTHER PUBLIC PURPOSES.)

Presented to Parliament, pursuant to Act 25 Vic. No. 1, sec. 4.

ABSTRACT of Crown Lands reserved from Sale until surveyed, for the preservation of Water Supply or other public purposes, in accordance with the 4th section of the Act 25 Victoria, No. 1.

No. of Papers.	No. of Reserve.	Locality.	Area.	Government Gazette in which the description is published.	Folio.
Ms. 76-1413	954 north	County of Bland, Nolan's Lagoon, on the road from Morangarell to Grenfell.	4 sq. miles	5 April, 1876 ...	1401
1414	160 extension south	County of Bland, Balabla Run	960 acres	,, ...	,,
,,	160 extension	Do.	960 ,,	,, ...	,,
1655	1559	County of Urana, parish of Goolgumbla	609 ,,	,, ...	,,
1654	1558	County of Wynyard, parish of Tarrabandra ...	about 9 ,,	,, ...	,,
1708	73	County of Durham, parish of Colonna.....	42 ,,	,, ...	1402
1528	20	County of Hunter, parish of Mediwah.....	644 ,,	,, ...	,,
1525	21	Do. parish of Caroola	58 ,,	,, ...	,,
1527	1009	County of Pottinger, parish of Saltwater.....	50 ,,	,, ...	,,
1526	1010 extended	Do. parish of Clarke	160 ,,	,, ...	,,
75-9378	255	County of Burnett, Gullingutta, Graman Run...	640 ,,	,, ...	,,
76-245	955	County of Harden, parish of Beggan Beggan ...	59a. 3r.	,, ...	,,
1646	1560	County of Hume, parish of Buraja	40 acres	,, ...	,,
1641	1561	County of Wynyard, parish of Umbango.....	22a. 1r. 17p.	,, ...	,,
1655	1562	County of Townsend, parish of Walla	abt. 1,850 acres	,, ...	,,
,,	1563	Do. do.	888 ,,	,, ...	,,
1652	288	County of Wellesley, parish of Maharatta	about 50 ,,	,, ...	,,
1650	289	Do. parish of Mila.....	,, 88 ,,	,, ...	,,
1649	290	Do. parish of Gulgin.....	,, 192 ,,	,, ...	1403
1643	291	Do. parish of Maharatta	,, 10 ,,	,, ...	,,
75-8180	462	County of Hardinge, parish of Nuandle	,, 90 ,,	,, ...	,,
,,	463	Do. do.	128 ,,	,, ...	,,
66-1652	464	County of Inglis, parish of Hanning.....	about 680 ,,	,, ...	,,
76-1644	465	County of Arrawatta, Bonshaw Run.....	1,920 ,,	,, ...	,,
,,	466	Do. do.	1,920 ,,	,, ...	,,
,,	467	Do.	160 ,,	,, ...	,,
,,	468	Do.	160 ,,	,, ...	,,
,,	469	Do.	160 ,,	,, ...	,,
,,	470	Do.	160 ,,	,, ...	,,
,,	471	Do.	160 ,,	,, ...	,,
1641	697	County of Gordon, parish of Narragal.....	about 25 ,,	,, ...	,,
1651	698	Do. parish of Newrea	,, 50 ,,	,, ...	,,
Aln. 75-16563	262 eastern	County of Young	,, 320 ,,	,, ...	,,
Ms. 9882	25 extension	County of Clarendon, parishes of Bethungra and Ulandra.	¼ sq. mile	,, ...	1404
76-1278	696	Counties of Wellington, Bathurst, and Ashburnham.	32 sq. miles	,, ...	,,
1529	271	County of Clarence, parish of Copmanhurst ...	.....	,, ...	,,
Aln. 75-33966	952	County of Harden, parish of Howcumbla	about 48 acres	,, ...	1405
Ms. 76-1647	567	County of Murchison, parish of Cobbadah	,, 26 ,,	,, ...	,,
1642	953	County of Harden, parish of Cungegong.....	,, 48 ,,	,, ...	,,
831	255	Neilpo or Grand Junction Run	,, 4 sq. miles	,, ...	1416
832	256	Outer Tiltoa Run	,, 3 ,,	,, ...	,,
833	257	Tiltoa Run.....	abt. 1,200 acres	,, ...	,,
842	956	County of Bland	,, 640 ,,	,, ...	,,
1000	161	Clare Block B Run	16 sq. miles	,, ...	,,
813	605	Gorianawah Run	1,280 acres	,, ...	,,

No. of Papers.	No. of Reserve.	Locality.	Area.	Government Gazette in which the description is published.	Folio.
Ms. 76-676	easterly 709 extension	Nombi Run	1 sq. mile	5 April, 1876	1416
606	959	County of Bland, Billabong and Billabong Back Runs.	4 sq. miles	„	„
744	252	Giggen Run	640 acres	„	„
14	958	Bonyeo Run	about 3 sq. miles	„	1417
75-3712	1564	Nannangrol Run	640 acres	„	„
76-708	246	Back Booroomugga No. 2 West Run	4 sq. miles	„	„
709	247	Booroomugga No. 2 West Run	4 „	„	„
607	960	County of Bland, Lower Billabong Run	640 acres	„	„
710	248	Back of Back Booroomugga No. 2 West Run	4 sq. miles	„	„
711	249	Booroomugga No. 1 West Run	4 „	„	„
712	250	Back of Back Booroomugga No. 1 West Run	4 „	7 „	„
724	251	Wallah No. 1 Run	640 acres	„	„
75-3575	695	Salisbury Plains Block D Run	2 sq. miles	„	„
76-762	563	Muckerawa South Run	about 2 „	„	„
763	564	Big Bend Run	„ 4 „	„	„
764	565	Warrambool Run	„ 4 „	„	„
765	566	Muckerawa Run	„ 2 „	„	„
652	957	Manna Run	„ 2 „	„	„
577	606	Upper Boomley Run	640 acres	„	1418
645	607	New Ballemore Run	about 3 sq. miles	„	„
75-3478	562	Caidmurra East Block, No. 3	„ 2 „	„	„
76-1969	292	County of Auckland, parish of Yuglumah	„ 6 acres	13 „	1537
1972	1011	County of Pottinger, parish of Mema	„ 185 „	„	„
1970	963	County of Bourke, parish of Berrembed	„ 390 „	„	„
1968	north 398 extension	County of Cunningham, near Goobang Creek	2,280 „	„	„
2581	961	Counties of Bourke, Bland, and Gipps	about 106 sq. miles	„	„
	962	Counties of Dowling and Gipps	„ 59 „	„	„
75-2034	982	County of Denham, Bucklebone Run	2½ „	„	1538
9527	472	County of Hardinge, parish of Nuandle	15¾ „	„	„
76-1967	1565	County of Caira, parish of Wilpee	1,280 acres	„	„
75-6231	937	County of Inglis, parish of Scott	22 „	21 „	1579
	938	Do. do.	59 „	„	„
6231	939	Do. parish of Muluerindie	75 „	„	„
76-6244	34	County of St. Vincent, parish of Bateman	about 18 „	25 „	1600
1329	43	County of Murray, parish of Warroo	„ 250 „	26 „	1635
1184	965	County of Waradgery	4 sq. miles	„	„
1412	964	Counties of Monteagle and Bland, on the track from the Weddin Police Station, *viâ* Burrangong Creek and Old Balabla, on Bribaree Creek, to Morangarell.	16 „	„	1636
965	western 337 extension	County of Hardinge, parish of Baan Baa	about 596 acres	„	„
1386	1012	County of Pottinger, parish of Springfield	„ 350 „	„	„
2096	46	County of King, parish of Dalton, on Jerrawa Creek.	„ 32 „	„	„
1325	253	The Crown Lands within ½ a mile on each side of the road or track in use from Bourke, on the Darling River, to Hillston, on the Lachlan River, but exclusively of the town of Cobar.	240 sq. miles	„	„
„	254	On the road from Bourke to Hillston	4 „	„	„
1276	42	County of Murray, parish of Warroo	11a. 30p.	„	„
2092	1567	County of Wynyard, parish of Tarrabanda	about 9 acres	„	„
74	38	County of Bathurst, parish of Coleridge	18¼ „	„	1637
2292	609	County of Lincoln	640 „	„	„
2097	299	County of Courallie, parish of Burranbah	about 812 „	„	„
1555	401 extension	County of Denham, Yarraldool Run	„ 4½ sq. miles	„	„
2094	400 extension	Do. do.	4¾ „	„	„
„	1014	Do. do.	about 6 „	„	„
437	1015	County of Parry, parish of Royum	„ 780 acres	„	„
792	1567	County of Wynyard, parish of Umbango	22a. 2r. 3p.	„	„
75-4266	1568	County of Hume, parish of Stitt	about 40 acres	„	„
76-2098	eastern 1073 extension	County of Urana, parish of South Yathong	33a. 19p.	„	„
	eastern 808 extension	Do. do.	75a. 2r. 37p.	„	„
2102	473	County of Clive, parish of Glenlyon	about 25a. 2r.	„	„
2101	474	County of Sandon, parish of Enmore	40 acres	„	„
1657	699	County of Gregory, parish of Battabone	about 167 „	„	1638
75-7892	293	County of Beresford, parish of Jillimatong	„ 1,600 „	„	„
76-901	258	Barrara and East Barrara Run	4 sq. miles	11 „	1468
931	608	East Back Bogenong Run	3 „	„	„
859	568	Cooloobong Run	640 acres	„	„
860	569	Ulimbaun Run	1 sq. mile	„	„
861	570	Do.	1 „	„	„
862	571	Whalan Run	1 „	„	„
863	572	Do.	4 sq. miles	„	„
864	573	Do.	1 sq. mile	„	„

Sydney: Thomas Richards, Government Printer.—1876.

[3*d*.]

1875-6.

NEW SOUTH WALES.

CROWN LANDS.

(RESERVED FROM SALE UNTIL SURVEYED FOR THE PRESERVATION OF WATER SUPPLY, OR OTHER PUBLIC PURPOSES.)

Presented to Parliament, pursuant to Act 25 Vict. No. 1, sec. 4.

ABSTRACT of Crown Lands reserved from Sale until surveyed for the preservation of Water Supply, or other public purposes, in accordance with the 4th section of the Act 25 Victoria, No. 1.

No. of Papers.	No. of Reserve.	Locality.	Area.	Government Gazette in which the description is published.	Folio.
Ms. 76-975	610	Magomerba Run	about 640 acres	2 May, 1876	1688
„	611	Morlambong Run	640 „	„	„
„	612	Do	640 „	„	„
„	613	Warrana Run	about 640 „	„	„
„	614	Do	„ 640 „	„	„
„	615	Yoolundry Run	„ 1280 „	„	„
1059	966	Cowra Rocks Run	3 sq. miles	„	„
952	1016	Bungle Gully Run	about 960 acres	„	„
947	967	Borambil Run	„ 640 „	„	„
„	968	Do	„ 640 „	„	„
954	616	Urawilkie Run	„ 1 sq. mile	„	„
648	617	Spicer's Creek Run	„ 1,600 acres	„	„
571	618	Bungle Gully Run	„ 5 sq. miles	„	„
1028	700	Gunningbar New Station	„ 1 sq. mile	5 „	1773
1027	701	Gangarry Run	„ 1 „	„	„
857	969	Colleroy Run	640 acres	„	„
„	970	Beaufort Run	640 „	„	„
„	971	Do	640 „	„	„
„	972	Do	640 „	„	„
994	259	North Clare Block B Run	1 sq. mile	9 „	1794
995	260	Do do	2 sq. miles	„	„
996	261	Clare Block A Run	1 sq. mile	„	„
997	262	Clare Block B and Clare Block C Runs	1 „	„	„
998	263	North Clare B and Clare Block C Runs	1 „	„	„
999	264	Clare Block C Run	1 „	„	„
1001	265	North Clare Block A Run	1 „	„	„
1003	266	Do do	4 sq. miles	„	„
2712	44	County of Argyle, parish of Garrinda	2 acres	10 „	1833
2579	38	County of Bligh, parish of Collier	164 „	„	„
2577	77	County of Brisbane, parish of Wingen	about 80 „	„	„
75-9716	619	County of Ewenmar, parish of Killendoon	.....	„	„
„	620	County of Gregory, Quilborn Upper Junction, and Guabathos No. 2 Run.	„ 2,708 „	„	„
„	621	County of Gregory, Guabathos No. 2 Run	„ 1,600 „	„	„
„	622	Do Upper Junction Run	„ 700 „	„	„
76-1556	623	Do Upper Quilborn and Upper Junction Runs.	„ 2,100 „	„	1834
1185	267	County of Caira, Yarrowal Run	„ 2 sq. miles	„	„
1027	271 extended	County of Fitzroy, parish of Barksley	64 acres	„	„
2568	366	County of Stapylton, Buggobilla Run	240 „	„	„
„	579	Do parishes of Mayne and Cook, Merrawa Run, Whalan Creek.	640 „	„	„
2573	171 extended	County of Stapylton, parish of Merriwa, at Turkey Lagoon, Merriwa Run.	113½ „	„	„
1897	574 westerly extension	County of Burnett, parish of Hollingsworth	320 „	„	„
2620	222	County of Murchison, parish of Horton	about 43 „	„	„
2578	575	County of Burnett, parish of Gournama	„ 448 „	„	„
Aln. 75-26119	155 extended	South-westerly extension, County of Forbes, parish of Mandry.	„ 1,220 „	„	„
Ms. 6204	805	County of Cooper, parish of Gorton, on the Mirroll Creek.	5 sq. miles	„	„

No. of Papers.	No. of Reserve.	Locality.	Area.	Government Gazette in which the description is published.	Folio.
Ms. 76-2574	973	County of Harden, parish of Nuring	21 acres	10 May, 1876...	1834
2711	974	County of Waradgery, parish of Whawoon	111¾ „	„ ...	„
5067	1017	County of Baradine, parish of Eton	500 „	„ ...	„
1559	1569 extended	County of Wynyard, parish of Umbango	22a. 1r. 17p.	„ ...	1835
1658	911	County of Mitchell, parishes of Yarragundry and Pearson.	1,276¾ acres	„ ...	„
2570	1576	County of Boyd, Togannan Run	1,290 „	„ ...	„
Ms. 75-2567	475	County of Sandon, parish of Enmore	160 „	„ ...	„
4864	255	County of Finch, parish of Eunimbah	.....	„	„
76-2571	256	Do Dungalear Run	.....	„	„
4864	257	Do parish of Eunimbah	62¼ „	„ ...	„
1457	702	County of Ashburnham, parish of Bell	about 30 „	„ ...	„
75-7621	703	Do parish of Werringalong	„ 480 „	„ ...	„
„	704	Do do	320 „	„ ...	„
„	200	Northerly extension, county of Cooper, parishes of Cuba and Naunton.	„ 2¾ sq. miles	„ ...	„
76-2966	west extension 468 east extension	County of Clarendon, parish of Mutta Mutta	320 acres	„ ...	„
„	468	Do do	640 „	„ ...	„
2572	41	County of Camden, parish of Yarrunga	1 „	„ ...	1836
2576	36	County of Bligh, parish of Berendery	63 „	„ ...	„
1733	37	Do do	about 91 „	„ ...	„
2713	576	County of Burnett, parish of Gallengatta	„ 46a. 2r.	„ ...	„
2566	577	Do parish of Glenalvon	„ 42 acres	„ ...	„
440	1570	County of Denison, parish of Woperana	„ 350 „	„ ...	„
440	1571	Do do	„ 2¾ sq. miles	„ ...	„
2714	75	County of Durham, parish of Carron	„ 81½ acres	„ ...	„
„	76	Do do	about 40 „	„ ...	„
2582	1025	Counties of Durham and Baradine	5 sq. miles	„ ...	„
2562	1026	County of Nandewar, parish of Tippewena	abt. 916 acres	„ ...	„
2769	74	County of Durham, parish of Althorpe	„ 640 „	„ ...	1837
R.S.B. 75-1573	577	Counties of Murchison, Burnett, and Arawatta	2,560 „	„ ...	„
„	578	County of Arawatta, parish of Wallangra	400 „	„ ...	„
76- 338	1018	County of Pottinger, parish of Gulligal	about 510 „	„ ...	„
2715	1572	County of Wakool, parish of Murja Murgba Run	13a. 6r. 3p.	„ ...	„
441	1574	County of Hume, parish of Burrumbuttock, on road from Howlong to Walla Walla.	about 300 acres	„ ...	„
1231		County Roxburgh, parish Winburn	„ 940 „	„ ...	1841
733	1575	County Hume, parish Biraga	„ 397 „	„ ...	1837
384	294	County Beresford, parish Micaligo	„ 288 „	„ ...	„
2710	476	County Clive	„ 1,280 „	„ ...	„
1457	706	Village Reserve, eastern extension, county Ashburnham, parish of Boree Carbonne, at Cudal, 58 acres.	58 „	„ ...	1838
2580	1022	County of Baradine	abt. 4½ sq. miles	„ ...	„
	1023	Do	„ 2 „	„ ...	„
	1024	Do	„ 13 „	„ ...	„
1627	1573	County Goulburn, parish Huon	„ 86 acres	„ ...	„
2711	975	County Waradgery, parish Wahivoir	„ 182½ „	„ ...	„
1932	705	County Narromine, parish Buddah	„ 490 „	„ ...	„
3262	1019	County Baradine, Come by Chance Run	„ 200 „	„ ...	„
2541	32	County Cook, at the Weatherboards, Bathurst Road.	„ 685 „	„ ...	1839
1113	629	Spicer's Creek Run	about 1,760 acres	12 „ ...	1875
1116	580	Boronga Run	„ 2 sq. miles	„ ...	„
1117	581	Do	„ 5 „	„ ...	„
1118	582	Palleranga Run	„ 2 „	„ ...	„
1119	583	Do	„ 1,200 acres	„ ...	„
1120	584	Do	„ 1,100 „	„ ...	„
1121	585	Do	„ 2,000 „	„ ...	„
28	258	East Bogan, No. 11 Run	„ 2½ sq. miles	„ ...	1876
27	259	Do No. 10 do	„ 1,600 acres	„ ...	„
„	260	Do No. 10 do	„ 1,600 „	„ ...	„
29	261	Do No. 12 do	„ 1,600 „	„ ...	„
„	262	Do No. 12 do	„ 1,600 „	„ ...	„
30	263	Do No. 13 do	„ 1,600 „	„ ...	„
„	264	Do No. 13 do	„ 1,600 „	„ ...	„
Mis. 76- 23	707	East Bogan No. 2 Run	„ 3,200 „	„ ...	„
24	708	East Bogan No. 7, or Eulagilma Run	„ 5 sq. miles	„ ...	„
25	709	Cookamunboin, or East Bogan No. 8 Run	„ 5 „	„ ...	„
26	710	East Bogan No. 9 Run	„ 1,600 acres	„ ...	„
„	711	Do	„ 1,600 „	„ ...	„
21	712	Duck Creek, No. 16 Run	„ 2,400 „	„ ...	„
22	713	Do	„ 1,300 „	„ ...	„
20	714	Colonel Run	„ 5 sq. miles	„ ...	„
892	715	Goonoo Run	„ 640 acres	„ ...	„
1213	625	Wemobah Run	640 „	19 „ ...	1931
979	626	New Breelong Run	about 1 sq. mile	„ ...	„
„	627	Do	„ 1 „	„ ...	„
857	976	Meldon Run	640 acres	„ ...	„
1252	1577	Singorambah Block A Run	2 sq. miles	„ ...	„
1298	977	East Manna Run	abt. 2,560 acres	„ ...	„
1369	1578	Chowar Run	„ 8 sq. miles	„ ...	„
1361	1579	Ugobit Block B Run	1,920 acres	„ ...	„

No. of Papers.	No. of Reserve.	Locality.	Area.	Government Gazette in which the description is published.	Folio.
	609	County of Lincoln	640 acres	19 May, 1876 ...	1931
Al. 75-32967	1580	County of Hume, parish of Burrumbuttock.....	169½ „	26 „ ...	2035
32968	1581	Do do	133¼ „	„ ...	„
Ms. 76-1625	978	Bogalong Run (Juliens)	about 400 „	„ ...	2036
„	979	Do	640 „	„ ...	„
2977	1032	County of Pottinger, Parishes of Kickerbill and Weston.	520 „	31 „ ...	2127
„	1033	Do do ...	about 400 „	„ ...	„
2972	632	County of Gowen, Parish of Greenbah	139 „	„ ...	„
4292	587	Counties of Jamieson and Courallie	about 100 „	„ ...	„
2968	981	County of Forbes, Parish of Bundaburrah.....	22 „	„ ...	2128
2982	982	County of Clarendon, parish of Kimo	19½ „	„ ...	„
2219	1028	County of Darling, at Wiseman's Arm.....	about 2 sq. miles	„ ...	„
„	1029	County of Darling	„ 2 „	„ ...	„
„	1030	Do	„ 3 „	„ ...	„
2346	295	County of Beresford, parish of Wolumla.....	11a. 11p.	„ ...	„
3073	296	County of Wallace, parish of Jimbenbuen	91 acres	„ ...	„
2145	983	County of Nicholson, parish of Redbank.....	about 300 „	„ ...	„
2983	984	County of Monteagle, parish of Murringo North	13a. 2r. 24p.	„ ...	„
2145	985	County of Nicholson, parish of	about 304 acres	„ ...	„
1632	1031	County of Pottinger, parish of Doona	62 acres 1 rood	„ ...	„
2971	297	County of Wellesley, parish of Grewah	about 100 acres	„ ...	„
2147	987	County of Nicholson, parish of Yandumblin ...	about 2,056 „	„ ...	2129
„	988	Do parish of Moon Moon ...	1,968 „	„ ...	„
2973	989	County of Waradgery, parish of	1,264 „	„ ...	„
	991	Do parish of Eurolie	1,351 „	„ ...	„
	992	Do parish of Bedarbidgal ...	about 370 „	„ ...	„
2746	628	County of Lincoln, parish of Burbigal.....	„ 4 sq. miles	„ ...	„
2746	629	County of Lincoln, parishes of Macquarie, Burbigal, Murrengundie, and Wooroboom.	„ 28½ „	„ ...	„
	630	County of Lincoln, parishes of Murrengundie and Narran.	„ 7 „	„ ...	„
	631	County of Lincoln	„ 70 „	„ ...	„
2287	1027	County of Pottinger, parish of Curlewis	„ 2,000 acres	„ ...	„
2149	993	County of Waradgery, parish of Bedarbidgal...	1,560 „	„ ...	2130
„	994	Do parishes of Bedarbidgal and Wirkenbergal.	2,520 „	„ ...	„
	995	County of Waradgery, parish of Wirkenbergal	1,730 „	„ ...	„
2973	990	Do parish of Bedarbidgal ...	about 370 „	„ ...	2129
2017	586	County of Murchison, town of Cobbadah	4a. 3r. 25p.	„ ...	2130
1816	1583	County of Selwyn, parish of Craven.....	about 2 sq. miles	„ ...	„
„	1584	Do do Mate	„ 2,400 acres	„ ...	„
2985	720	County of Gordon, parish of Terrabella	5 „	„ ...	„
3075	721	County of Kennedy, at Upper Camp Hole	about 56 „	„ ...	„
2452	....	Southern extension to Reserve No. 1,293, county of Goulburn, parish of Gerogery.	200 „	„ ...	„
2976	716	County of Narramine, parish of Weemabah.....	about 85 „	„ ...	2131
2979	477	County of Gough, parish of Stonehenge	330 „	„ ...	„
2974	986	County of Forbes, parish of Wangagong.....	about 59 „	„ ...	„
2336	1582	County of Goulburn, parish of Argyle.....	„ 800 „	„ ...	„
75-8727	717	County of Ashburnham, parish of Bocobidgle...	40 „	„ ...	„
„	718	Do do ...	320 „	„ ...	„
„	719	Do do ...	80 „	„ ...	„
76-2978	45	County of Argyle, parish of Eden Forest.....	200 „	„ ...	2132
2147	980	County of Nicholson, parish of Moon Moon and Yandumblin.	about 528 „	„ ...	„

Sydney: Thomas Richards, Government Printer.—1876.

[3d.]

1875-6.

NEW SOUTH WALES.

CROWN LANDS.

(RESERVED FROM SALE UNTIL SURVEYED, FOR THE PRESERVATION OF WATER SUPPLY OR OTHER PUBLIC PURPOSES.)

Presented to Parliament, pursuant to Act 25 Vic. No. 1, sec. 4.

ABSTRACT of Crown Lands reserved from Sale until surveyed, for the preservation of Water Supply or other public purposes, in accordance with the 4th section of the Act 25 Victoria, No. 1.

No. of Papers.	No. of Reserve.	Locality.	Area.	Government Gazette in which the description is published.	Folio.
Ms. 76–1250	633	Gralgumbone Run	about 3 sq. miles	2 June, 1876	2143
1421	634	New Geary Run	„ 4 „	„	„
1542	996	Alma Run	1 „	„	„
1543	997	Avondale Run	9 „	„	„
1479	478	Tia Run	1 „	„	„
1478	479	Do.	about 1 „	„	„
1437	722	Bow Run	4 „	„	„
74–2744	263	Werimbela Run	1½ „	6 „	2221
„	264	Talyawalca, Outer Minden, and Minden Runs	4 „	„	„
„	265	Brainerd Run	2¼ „	„	„
„	266	Outer Brainerd and Outer Minden Runs	30 „	„	„
76–1567	265	Thuara West Run	5 „	„	„
1570	266	West Bogan, No. 11 Run	5 „	„	„
1569	267	Hermadan Run	2 „	„	2222
1571	268	West Bogan, No 12 Run	2½ „	„	„
1572	269	Do. do.	2½ „	„	„
1575	270	East Bogan, No. 11 Run	640 acres	„	„
1578	271	Do. No. 13 Run	640 „	„	„
1487	998	Overall Plains Run	about 4 sq. miles	„	„
1488	999	Wallaby Run	„ 1,280 acres	„	„
1649	1000	Paddy Plains Run	„ 320 „	„	„
	262	County of Young, near Mount Murchison Head Station.	„ 320 „	9 „	2244
1440	1585	Chidowla Run	„ 4 sq. miles	„	„
1391	723	Combooglecumbang Run	„ 2 „	„	„
1481	635	New Merrigal Run	640 acres	„	„
1635	588	Direlmabildy Run	1,280 „	„	„
1636	589	Do.	640 „	„	„
2772	1001 north	County of Waradgery, parish of Wooloondool	1,298 „	14 „	2319
2272	357 extension north	Do. do.	812 acres	„	„
„	280 extension.	Do. parishes of Tongul and Wooloondool.	4,672 „	„	„
„	.....	County of Bland, parishes of Yeo Yeo and Stockinbingal.	about 1,440 „	„	„
Aln. 9475	42	County of Camden, parish of Cambewarra	6 „	„	2320
Ms. 75– 1040	44	County of Murray, parish of Fairy Meadow	17a. 3r. 33p.	„	„
Aln. 76– 7955	272	County of Drake, parish of Hassan	about 147 acres	„	„
Ms. 565	590	County of Burnett, do.	320 „	„	„
1966	591	Do. parish of Vicars	about 1½ sq. m.	„	„
181	592 north	Do. parish of Gournama, Flat Bottom Creek.	320 acres	„	„
Aln. 9480	1303 extension south	County of Waradgery, parish of Melrose	267 „	„	„
7749	573 extension	Do. parish of Pemblegong	1,920 „	„	„
Ms. 2288	1034	County of Darling, at the Precipice	about 1,300 „	„	„
2289	1035	Do. parish of Nandewar	640 „	„	„
„	1036 easterly	Do. do. at the Highland Plain.	640 „	„	„
75– 4689	1278 extension	County of Wakool, parish of Bookit	240 „	„	„

No. of Papers.	No. of Reserve.	Locality.	Area.	Government Gazette in which the description is published.	Folio.
Ms. 76– 1572	1587	County of Wakool, parish of Mia Mia	.....	14 June, 1876 ...	2321
1628	1588 eastern	County of Wynyard, parish of Keagura	about 640 acres	„ ...	„
2559	1073 extension easterly	County of Urana, parish of South Yathong.....	33a. 0r. 19p.	„ ...	„
„	808 extension	Do. do.	abt. 75a. 2r. 37p.	„ ...	„
1516	480	County of Hardinge, parish of Nuandle	about 160 acres.	„ ...	„
1515	481	County of Sandon, parish of Duval, portion 78	38a. 3r.	„ ...	„
Aln. 8157	725	County of Oxley, parish of Warren	about 960 acres	„ ...	„
„	776	Do. do.	„ 960 „	„ ...	„
75–28290	727	County of Cunningham, parish of Micabil	2½ square miles	„ ...	„
76– 201	46	County of Argyle, parish of Billyrambiga, on the road from Goulburn to Arthursleigh.	about 520 acres	„ ...	„
Ms. 2343	302	County of Beresford, parish of Micaligo, on the road from Cooma to Queanbeyan.	„ 169 „	„ ...	„
1756	.....	County of Cunningham	4 square miles	„ ...	„
Aln. 2158	.....	County of Murchison, parish of Stag	about 48 acres	„ ...	2322
2168	.....	Do. do.	„ 43½ „	„ ...	„
Ms. 2602	.....	County of Dudley, parish of Panton.....	320 „	„ ...	„
2559	.....	County of Urana, parish of South Yathong.....	about 113 „	„ ...	„
3015	.....	County of King, parish of Garway, on the new road from Gunning to Wheeo.	„ 220 „	„ ...	„
3016	.....	County of King, parish of Garway	640 „	„ ...	„
3014	.....	Do. parish of Lambton.....	about 440 „	„ ...	„
Aln. 7066	39 easterly	County of Bligh, parish of Berendery	„ 64½ „	„ ...	„
10078	103 extension westerly	County of Denison, parish of Terramia, portion 81.	113a. 1r. 16p.	„ ...	„
„	299 extension	County of Denison, parish of Dry Forest	about 323½ acres	„ ...	„
10798	78	County of Brisbane, parish of Alma, on the road from Grundy to the Upper Hunter.	„ 6 „	„ ...	2323
3020	298	County of Wallace, parish of Beloka	„ 2 sq. miles	„ ...	„
„	299	Do. do.	„ 640 acres	„ ...	„
„	300	Do. parish of Marrinumbla.....	„ 1 sq. mile	„ ...	„
„	301	Do. do.	„ 480 acres	„ ...	„
1628	1586	County of Wynyard, parish of Keagura	„ 70 „	„ ...	„
75– 7871	724	County of Kennedy, Willanbillan	„ 500 „	„ ...	„
76– 3558	.....	County of Narran	„ 3 sq. miles	„ ...	2325
1645	267	Mount Shannon No. 1, and Blackwood No. 12 Runs.	1½ „	16 „ ...	2338
1658	1002	Stockinbingel Run, county of Bland.....	640 acres	„ ...	„
1573	273	East Bogan, No. 10 Run.....	3 sq. mls.	„ ...	„
Ms. 76– 1573	274	Do. No. 10 Run	about 2½ sq. miles	„ ...	„
1574	275	Do. No. 11 Run	2½ „	„ ...	„
1576	276	Do. No. 12 Run	3 „	„ ...	„
„	277	Do. No. 12 Run	3½ „	„ ...	„
1577	278	Do. No. 13 Run	1½ „	„ ...	2339
„	279	Do. No. 13 Run	5 „	„ ...	„
3541	636	County of Ewenmar	about 1,280 acres	21 „ ...	2407
3101	1004	County of Bourke, parishes of Femer and Boble-gigbie.	3,280 „	„ ...	„
3102	1005	County of Bourke, parish of Bourke	2½ sq. miles	„ ...	„
	1006	County of Bourke	4 „	„ ...	„
2342	1007	County of Monteagle, parish of Coolegong, on Burrangong Creek.	136 acres	„ ...	„
	45	County of Murray, parish of Yanumbeyan	17 „	„ ...	2408
3413	477	County of Leichhardt	9 sq. miles	„ ...	„
2771	274	County of Clarence, parish of Lawrence	20 acres	„ ...	„
2768	593	County of Burnett, parish of Strathmore	1,472 „	„ ...	„
Aln. 76–11052	594 extended	County of Courallie, parish of Wallanoll.....	about 250 „	„ ...	„
„	200	County of Courallie, parish of Campbell	„ 488 „	„ ...	„
Ms. 2641	1009	County of Gipps, parish of Moonbia, on the road from Forbes to the Lower Lachlan.	„ 80 „	„ ...	„
2907	1010	County of Forbes, parishes of Conimbla and Kangarooby, on Kangarooby Creek.	1 sq. mile	„ ...	„
2906	1011	County of Forbes, parish of Gooloogong, on Kangarooby Creek.	167 acres	„ ...	„
Aln. 76–11932	1012	County of Waljeers, parish of Mossgeil	40 „	„ ...	„
Ms. 1513	1596	County of Cadell, parishes of Caldwell and Werrigan.	about 10½ sq. miles	„ ...	„
Aln. 10206	1597	County of Urana, parish of Wunnamurra	40 acres	„ ...	„
	483	County of Sandon, parish of Laurence.....	244½ „	„ ...	2409
75–27117	1598	County of Selwyn, parishes of Toma and Greg Greg.	107½ „	„ ...	„
9508	1016	County of Monteagle, parish of Baxter, on Stony Creek.	about 3 roods	„ ...	„
Ms. 3951	1591	County of Denison, parish of Wahyunyah	„ 4,200 acres	„ ...	„
„	1592	County of Denison, parishes of Kilyuana and Savernake.	640 „	„ ...	„
2347	595	Counties of Murchison and Gough	about 4½ sq. miles	„ ...	2410
Aln. 76– 419	1037	County of Pottinger, parish of Boggabri, on the road from Boggabri to Narrabri.	67 acres	„ ...	„
Ms. 75– 7874	1594	County of Waradgery.....	about 3 sq. miles	„ ...	„

No. of Papers.	No. of Reserve.	Locality.	Area.	Government Gazette in which the description is published.	Folio.
Ms. 76- 2160	1590	County of Wakool, parishes of Wakool, Tooleybuck, Genoe, Boon Boon, Speewa, Coonaimt, Cirpool, and Yellymong, on the road from Wakool River, at Talbot's Crossing-place, to Swan Hill.	about 36 sq. miles	21 June, 1876 ...	2410
,,	1595	County of Wakool, parish of Yellymong, on the Murray River.	,, 340 acres	,, ...	,,
3017	732	Counties of Gordon and Narromine	7,300 ,,	,, ...	,,
Aln. 7278	273	County of Drake, parish of Pulganbar.....	about 3½ ,,	,, ...	2411
75-27117	1601 extended	County of Selwyn, parish of Welaregang.....	258 ,,	,, ...	,,
	204	County of Wallace, parish of Myalla, Mount Pleasant.	1,680 ,,	,, ...	,,
Ms. 76- 2503	731	County of Ashburnham, parish of Forbes	abt. 1,140 ,,	,, ...	,,
2510	744	Extended, County of Clarendon, parish of Oura	50 ,,	,, ...	,,
Aln. 11922	196	Easterly extension, County of Rous, parish of Runnymede.	136 ,,	,, ...	,,
Ms. 2773	1593	County of Boyd, parishes of Elginbah, Mulberrygong and Wolseley.	about 22¼ sq. miles	,, ...	,,
Aln. 12362	482	County of Inglis, parish of Congi, Surveyor's Creek Run.	18 acres	,, ...	2412
6193	728	County of Gregory, parish of Buttabone	about 25 ,,	,, ...	,,
	729	Do. do.	,, 150 ,,	,, ...	,,
Ms. 2962	47	County of King, parish of Dixon	,, 748 ,,	,, ...	,,
3385	43	County of Camden, parish of Burrawang	59 ,,	,, ...	,,
Aln. 75-28111	40	County of Bligh, parish of Worobil, on the road from Wellington to Mudgee.	about 30 ,,	,, ...	,,
12401	1014	County of Gipps, parish of Mickabil, on Lachlan River.	,, 75 ,,	,, ...	2413
27117	1599 southern	County of Selwyn, parishes of Welaregang and Greg Greg.	168 ,,	,, ...	,,
Ms. 76-2773	586 extension southern	County of Boyd, parish of Keberabarabejal.....	about 3½ sq. miles	,, ...	,,
	589 extension southern	Do. parish of Oolambeyan.....	,, 2 ,,	,, ...	,,
	585 extension	Do. parish of Mulberrygong.....	,, 280 acres	,, ...	,,
Aln. 8385	730	County of Narromine, parish of Minore	,, 8 ,,	,, ...	,,
12218	731	County of Gordon, parish of Oxley	,, 32 ,,	,, ...	,,
9489	1015	County of Monteagle, parish of Wilton, on Bullock Creek.	,, 20 ,,	,, ...	,,
3466	1013	County of Harden, parish of Wallendoon	,, 2 ,,	,, ...	,,
Aln. 75-16315	304	County of Wellesley, parish of Lawson	,, 4 ,,	,, ...	,,
Ms. 76-3297	1008	County of Waradgery, parish of Thelangering West, on the Lachlan River.	,, 840 ,,	,, ...	2414
1694	1589	Tumudgerie Run	640 ,,	23 ,, ...	2432
1747	1003	Outer Lower North Thonoga Run	4,800 ,,	,, ...	,,
1681	233	East Bogan No. 22 Run	about 960 ,,	,, ...	,,
1682	234	Do. do.	640 ,,	,, ...	,,
1683	235	Do. do.	640 ,,	,, ...	,,
1679	236	Do. No. 19 Run	640 ,,	,, ...	,,
1680	237	Do. do.	640 ,,	,, ...	,,
1665	268 easterly	Mount Gipps Run	160 ,,	,, ...	,,
1698	689 extension	Narromine Run, Haddon Rigs Block.....	.....	,, ...	,,
1943	280	Cowga Run, Warrego District	about 640 ,,	27 ,, ...	2497
1828	734	Obella Run, Wellington District	,, 640 ,,	,, ...	,,
,,	735 easterly	Do. do.	,, 640 ,,	,, ...	,,
2007	689 extension	Narromine Run, Haddon Rigs Block.....	.....	,, ...	,,

Sydney: Thomas Richards, Government Printer.—1876.

1875-6.

NEW SOUTH WALES.

CROWN LANDS.

(RESERVED FROM SALE UNTIL SURVEYED, FOR THE PRESERVATION OF WATER SUPPLY OR OTHER PUBLIC PURPOSES.)

Presented to Parliament, pursuant to Act 25 Vic. No. 1, sec. 4.

ABSTRACT of Crown Lands reserved from Sale until surveyed, for the preservation of Water Supply or other public purposes, in accordance with the 4th section of the Act 25 Victoria, No. 1.

No. of Papers.	No. of Reserve.	Locality.	Area.	Government Gazette in which the description is published.	Folio.
Ms. 76-2002	1604	Red Hill Forest Reserve, Murrumbidgee District	.....	4 July, 1876 ...	2589
1421	634	New Geary Run, Bligh District	about 4 sq. miles	,, ...	,,
1542	996	Alma Run, Lachlan District.....	1 sq. mile	,, ...	,,
1543	997	Avondale Run, do.	1 ,,	,, ...	,,
3649	484	County of Gough, parish of Inverell.....	40 acres	3 ,, ...	,,
,,	485	Do. do.	67 ,,	,, ...	,,
,,	486	Do. do.	48 ,,	,, ...	,,
,,	487	Do. town of Inverell	about 12 ,,	,, ...	,,
,,	488	Do. parish of Darby	62 ,,	,, ...	,,
Aln. 75-16563	262	County of Young, Albert District	about 320 ,,	,, ...	,,
Ms. 76-3339	1038	Counties of Baradine and Leichhardt, Liverpool Plains District.	,, 22½ sq. miles	,, ...	2590
3721	1 03	County of Goulburn, parish of Mitchell	,, 3½ ,,	,, ...	,,
2396	598	County of Courallie, parish of Binniguy	,, 300 acres	,, ...	,,
Ms. 75-8873	736	County of Ashburnham, Wellington District ...	,, 1,600 ,,	,, ...	,,
76-6894	637	County of Napier, parishes of Allison and Napier	,, 95 ,,	5 ,, ...	2635
4103	725	County of Forbes, Wattamondara Run.....	2 sq. miles	,, ...	,,
R.S.B. 75-1287	489	County of Hardinge, parish of Aston	42 acres	,, ...	,,
W. 646-2091	29	County of Wellington, parish of Wiadire	320 ,,	,, ...	,,
Ms. 76-4742	30	Do. do.	about 350 ,,	,, ...	,,
,,	39	County of Bathurst, parish of Carlton	,, 8 sq. miles	,, ...	2636
4387	79	County of Brisbane, parish of Mancbalie.....	60 acres	,, ...	,,
3615	599	County of Burnett, parish of Yagobe	about 2½ sq. miles	,, ...	,,
,,	600	Do. Eales	,, 2¼ ,,	,, ...	,,
Aln. 76-8737	490	County of Sandon, parish of Armidale	14 acres	11 ,, ...	2683
,,	491	Do. do.	about 36 ,,	,, ...	,,
74-29003	991	County of Urana, parish of Cullivel	,, 40 ,,	,, ...	,,
Ms. 76-632	452	County of Sandon, parish of Hillgrove	1 acre	7 ,, ...	2684
1852	1605	County of Caira	abt. 1,000 acres	18 ,, ...	2768
		Mount Wilson Forest Reserve (No. 3)	,, 16 ,,	,, ...	,,
3624	273	Coonal Nugga Run, Darling District	2 sq. miles	,, ...	,,
3625	274	Do. do.	1½ ,,	,, ...	,,
3626	275	Bintullia Run do.	1½ ,,	,, ...	,,
776	1022	Guyong Run, Lachlan District	about 640 acres	,, ...	,,
1876	737	Thuara Run, Wellington District	5 sq. miles	,, ...	,,
1793		Monago Forest Reserve	abt. 4,800 acres	,, ...	2769
1522	16	County of Westmoreland	,, 4 sq. miles	25 ,, ...	2843
1836	33 northerly	County of Cook, parish of Irvine	,, 16 acres	,, ...	,,
2673	398 extension northerly	Ganmain Run, Lachlan District	,, 8 sq. miles	,, ...	,,
,,	304 extension	Do. do.	,, 10 ,,	,, ...	,,
1049	522 extended	County of Pottinger, parish of Gora	240 acres	,, ...	,,
	39	County of Bathurst, parish of Clarendon.....	about 8 sq. miles	,, ...	,,
3854	1606	County of Goulburn, Mullanjandra	,, 360 acres	,, ...	2844
3617	305	County of Dampier, Monaro District	,, 2½ sq. miles	26 ,, ...	2869
Aln. 76-15061	1607	County of Hume, parish of Morebringer	320 acres	,, ...	,,
Ms. 4335	306	County of Wallace, parish of Gygedzerick, portions 124 and 125.	40 ,,	,, ...	,,
3187	1608	County of Townsend, parish of Brassi	about 240 ,,	,, ...	,,
Aln. 75-12489	80	County of Brisbane, parish of Tinagroo	,, 15 ,,	,, ...	2870
26108	15	County of Camden, parish of Wingello	,, 39 ,,	,, ...	,,

No. of Papers.	No. of Reserve.	Locality.	Area.	Government Gazette in which the description is published.	Folio.
Aln. 76–5478	81	County of Murray, parish of Burra	about 5 acres	26 July, 1876	2870
Ms. 3655	275	County of Clarence, parish of Taloumbi	40 „	„	„
Aln. 1604	276	County of Rous, parish of Geneva	about 300 „	„	„
Ms. 2864	602	Mundowin Creek Run, County Arrawatta	4 sq. miles	„	„
3597	1026	County of Harden, parish of Harden	61 acres	„	„
2570	1610	County of Boyd, parish of Puckinevoy	2 sq. miles	„	„
2861	1186	County of Hume, parish of Hindmarsh	about 20 acres	„	„
Aln. 2785	1611 southerly	County of Goulburn, parish of Jerra Jerra	104 „	„	„
15124	574 extension	County of Waradgery, parishes of Burrabogie and Ilginbah.	abt. 1,632 „	„	„
Ms. 4003	1612 southerly	County of Waradgery, parish of Yang Yang	„ 816 „	„	„
Aln. 15124	573 extension	Do. parishes of Burrabogie and Ilginbah.	„ 2,812 „	„	2871
1300	1613	County of Hume, parish of Buraja	„ 16 „	„	„
Ms. 5352	221	County of Clarendon, parish of Billabung	480 „	„	„
3997	276	Road from Wilcannia to Booligal, Darling District.	4 sq. miles	„	„
Aln. 8036	277	County of Caira, parishes of Paika and Yarrowal	about 118 acres	„	„
Ms. 4203	281	Gumhall Run, Warrego District	„ 512 „	„	„
75–7394	674	County of Ashburnham, parishes of Beargamill, Kamandra, Goobang, Curragong.	640 „	„	„
76–2286	1042	County of Parry, parish of Moolomin	370 „	„	„
3574	638	County of Lincoln, parish of Dubbo	about 35 „	„	2872
Aln. 15061	1615	County of Hume, parish of Kentucky	„ 32 „	„	„
12402	1025 northerly	County of Gipps, parish of South Mickabil	„ 8 „	„	„
74–25506	480 extension northerly	County of Sturt, parish of Currathool	2½ sq. miles	„	„
„	199 extension	Do. parish of Howlong	6½ „	„	„
76–14428	1040	County of Jamison, parishes of Coorong and Kura.	1,600 acres	„	„
„	1041 southerly	Do. parishes of Edgeroi and Nundi.	800 „	„	„
Ms. 3525	575 extension	County of Waradgery, parish of Wirkenberjal	410¾ „	„	„
3567	51 northerly	County of King, parish of Biala, portion No. 81	320 „	„	„
Aln. 76–1572	165 extension	County of Sturt, parishes of Bennerambah and Baillie.	7½ sq. miles	„	2873
Ms. 3450	1023 northerly	County of Walgiers, parish of Pimpera	abt. 4,000 acres	„	„
„	1245 extension	Do. do.	„ 1,472 „	„	„
„	1024 southerly	Do. parish of Tooralboung	„ 1,732 „	„	„
Aln. 15124	573 extension southerly	County of Waradgery, parishes of Burrabogie, Ilginbah, Wilgah, and Pembelong.	„ 6½ sq. miles	„	„
„	574 extension southerly	County of Waradgery, parishes of Burrabogie and Ilginbah.	„ 4½ „	„	„
15125	572 extension	County of Waradgery, parishes of Pembelgong and Wilgah.	3 „	„	„
Ms. 2979	477	County of Gough, parish of Stonehenge	330 acres	„	„
9774	1614	County of Mitchell, parish of Bulgary	5a. 3r.	„	„
3691	739	County of Gregory, parish of Buttabone	abt. 1,639 acres	„	2874
62	740	Do. do.	„ 189 „	„	„
Ms. 75–5524	440	County of Inglis, parish of Bendemeer	„ 1,294 „	„	„
Aln. 76–10208	1214 extended	County of Urana, parish of Wunnamurra	„ 80 „	„	„
Ms. 2286	1039	County of Parry, parish of Woolomin	„ 228 „	„	„
3633	601	County of Burnett, parish of Strathmore	„ 80 „	„	2875
	307	County of Dampier, parish of Wagonga	„ 6 sq. miles	„	„
5265	308	County of Wallace, parishes of Townsend and Jindenboine.	1 sq. mile	„	„
3874	34	County of Cook, at Mt. Piddington, on the Great Western Railway.	about 250 acres	„	„
Aln. 74–15322	738	County of Ashburnham, near Cudal	6 „	„	„
Ms. 76–2775	1609	County of Wakool, parish of Moolamin	about 4 sq. miles	„	2877

Sydney: Thomas Richards, Government Printer.—1876.

[3d.]

1875.

NEW SOUTH WALES.

CROWN LANDS.

(AUTHORIZED TO BE DEDICATED TO RELIGIOUS AND PUBLIC PURPOSES.)

Presented to Parliament, pursuant to Act 25 Vict. No. 1, sec. 5.

ABSTRACT of Crown Lands authorized to be dedicated to Religious and Public Purposes, in accordance with the 5th section of the Act 25 Victoria No. 1.

Place.	County.	Allotment.	Section.	Locality.	Area.	To what purpose dedicated.	No. of Papers.	Cat. No. of Plan.
					a. r. p.			
Ballina West	Rous	.....	.....	Town of West Ballina	7 2 23	General Cemetery	Ms. 75-4191	C 487-1984
Do.	Do.	1 & 2	29	Do.	1 2 0	Church of England Church and Parsonage.	74-5230	C 428-1984
Blowering	Buccleuch	portions 84 & 85		County of Buccleuch, parish of Bogong.	1 2 0	Do. Do.	75-2578	C 465-1984
Bourke	Cowper	portion 34		County of Cowper, parish of Bourke.	120 0 0	Racecourse and Public Recreation.	75-988	C 25-1822
Campbelltown	Cumberland	.....	.....	Parish of St. Peter, at Campbelltown.	3 3 24	Public School	74-6051	C 1129 b. Town plan.
Do.	Do.	.....	.....	Do. Do.	2 2 25	Public Recreation	.....	P 136-1978
Casino	Rous	.....	.....	Parish of North Casino near Casino.	7 2 0	General Cemetery	74-4368	C 417-1984
Cootamundry	Harden	.....	47	At Cootamundry	13 3 26	Public Recreation	75-1323	C 8-1772
Cowper	Clarence	12 & 13	7	Village of Cowper	1 1 28	Wesleyan Church and Minister's Residence.	75-5004	C I-2055 roll
Do.	Do.	14	7	Do.	0 2 34	Presbyterian Church	75-3972	C 1-2055 R.
Croobyar	St. Vincent	.....	.....	Parish of Ulladulla	2 0 20 about	Public School	75-1193	P 248-1978
Deniliquin South	Townsend	.....	52	At Deniliquin South	10 0 0	Stock and Produce Sale Yards	75-4379	.....
Gunnedah	Pottinger	17 & 18	31	Town of Gunnedah	1 2 0	Roman Catholic Church and Presbytery.	75-3332	C 476-1984
Gunning	King	5	20	Village of Gunning	0 1 0	School of Arts	75-4524	G 19-1011
Huskisson	St. Vincent	7 & 8	3	Town of Huskisson	1 2 0	Church of England Church and Parsonage.	75-4623	C 486-1984
Inverell	Gough	1 & 2	71	Town of Inverell	1 2 0	Presbyterian Church and Manse.	75-3124	C 479-1984
Do.	Do.	.....	.....	Do.	3 2 0	Public Recreation	75-3125	I 23-1651
Jerilderie	Urana	.....	.....	Parish of Jerilderie South	7 2 0	General Cemetery	75-4994	C 414-1984
Keepit	Darling	portions 100 & 101		County of Darling, parish of Keepit.	1 2 0	Roman Catholic Church and Presbytery.	74-912	C 401 a. 1984
Kimberley	Hardinge	2 & 3	6	Town of Kimberley	1 0 2	Public School	75-5219	K 2124 roll
Do.	Do.	1	5	Do.	0 2 6	Church of England Church	75-2029	K 2124 roll
Kincumber	Northumberland.	portions 168 & 169		Parish of Kincumber, at Kincumber.	1 2 0	Presbyterian Church and Manse.	75-3278	C 470-1984
Do.	Do.	.....	.....	At Kincumber Reserve	6 2 7	General Cemetery	.....	C 469-1984
Moree	Courallie	1 & 11	45	Town of Moree	1 2 0	Presbyterian Church and Manse.	75-2395	C 464-1984
Moruya	Dampier	10	11	Town of Moruya	0 1 30	Public School	74-9323	M 32-1459
Narellan	Cumberland	.....	.....	Village of Narellan	1 1 35	Do.	75-4923	N 401 a R.
Parkes	Ashburnham	4	11	Town of Parkes	0 3 20	Church of England Church	75-6108	P 1-2139
Do.	Do.	5	14	Do.	0 2 20	Presbyterian Church	75-3217	C 477-1984
Queanbeyan	Murray	1	21	Town of Queanbeyan	2 0 0	Public School	73-3120	P 189-1978
Randwick	Cumberland	.....	.....	Parish of Alexandria	4 2 1	Public Recreation	74-2166	C 662-730
Rockley	Georgiana	4	5	Village of Rockley	0 2 0	Extension of Church of England Church and Parsonage Site.	75-5257	C 22-1984
Six-mile Swamp	Clive	portion 45		Parish of Glen Lyon	1 0 0	Public School	75-1197	P 242-1978
Upper Adelong	Wynyard	portion 30		Parish of Hindmarsh	1 0 0	General Cemetery	75-4335	C 483-1984
Wardell	Rous	1, 7, & 8	5	Town of Wardell	1 2 0	Roman Catholic Church and Presbytery.	74-3918	C 421-1984
Walcha	Vernon	3 & 4	33	Town of Walcha	1 2 0	Do. Do.	74-3609	C 438-1984
Tilba Tilba	Dampier	portions 87 & 88		Parish of Noorooma	1 2 0	Church of England Church and Parsonage.	75-4262	C 436-1984
Yarraman	Pottinger	portions 218 & 219		Parish of Yarraman	1 2 0	Presbyterian Church and Manse.	74-6083	C 437-1984
Wingham	Macquarie	.....	.....	Parish of Wingham	400 0 0	Permanent Common	75-2380	.....

1875–6.

NEW SOUTH WALES.

CROWN LANDS.

(AUTHORIZED TO BE DEDICATED TO RELIGIOUS AND PUBLIC PURPOSES.)

Presented to Parliament, pursuant to Act 25 Vict. No. 1, sec. 5.

ABSTRACT of Crown Lands authorized to be dedicated to Religious and Public Purposes, in accordance with the 5th section of the Act 25 Victoria No. 1.

Place.	County.	Allotment.	Section.	Locality.	Area. a. r. p.	To what purpose dedicated.	No. of Papers.	Cat. No. of Plan.
Bowra	Raleigh	12, 13, & 14	8	Parish of Bowra	1 2 0	Site for a Public School	Ms. 75-9161	P. 236-1978
Bourke	Cowper	.....	.....	Parish of Bourke at the junction of Mitchell and Richard streets.	0 2 0	Site for a Church of England Church.	75-5166	C. 378-1984
Do.	do.	4	15	Parish of Bourke	1 0 0	Site for a Church of England Parsonage.	„	C. 219-1984
Do.	do.	portion 3 A		do.	2 0 0	Site for a Burial Ground for Aborigines.	74-8328	C. 458-1984
Broken-shaft Creek	Wellington	portion 156		Parish of Boreenore	2 0 0	Site for a Public School	75-2924	P. 250-1978
Cobborah	Lincoln	4, 5, & 7	6	Parish of Cobborah	1 2 0	Site for a Church of England Church and Parsonage.	75-5802	C. 491-1984
Coonamble	Leichhardt	10	18	Parish of Coonamble	1 0 0	Site for a Public School	75-4718	P. 256-1978
Dubbo	Lincoln	.....	23	Parish of Dubbo	10 0 0	Site for a Cattle Market	75-6243	D. 17-1349
Do.	do.	.....	29	do.	10 0 0	Reserve for Public purposes	„	D. 18-1349
Do.	do.	part of 15		do.	3 0 0	Site for a Market	„	D. 20-1349
Do.	do.	5	30	do.	0 1 0	Site for a Town Hall	„	D. 21-1349
Do.	do.	.....	.....	do.	61 1 20	Public Recreation	„	D. 19-1349
Greta	Northumberland	5 & 6	7	Parish of Branxton	1 1 0	Site for a Presbyterian Church and Manse.	75-7045	C. 494-1984
Guyong	Bathurst	4	15	Parish of Colville	2 0 0	Site for a Church of England Burial Ground.	74-2189	C. 413-1984
Do.	do.	1	15	do.	2 0 0	Site for a General Burial Ground.	„	C. 413-1984
Hay (South)	Waradgery	2 & 1	6	Parish of Hay South	1 1 39½	Sites for a Presbyterian Church and Manse.	75-8708 „	H. 15-1694 C. 492-1984
Newtown	Cumberland	.....	.....	Parish of Petersham	1 0 21	Reserve for Reservoir	75-8578	C. 38-2030
Nowra	St. Vincent	15	3	Parish of Nowra	0 2 0	Additional Grant for Roman Catholic Church purposes.	S.G. 65-1858	C. 812- 730
Piallamore, Parish of	Parry	portion 48		Parish of Piallamore	2 0 0	Site for Public School	Ms. 75-1289	P. 246-1978
Shadforth, Parish of	Bathurst	.....	.....	Parish of Shadforth	1 2 0	Sites for a Wesleyan Chuch and Minister's Residence.	73-6504	C. 384-1984
Thurgonia	Goulburn	portions 83 & 82.		Parish of Thurgonia	1 2 0 about	Sites for a Church of England Church and Parsonage.	73-1909	C. 344-1984
Sydney, City of	Cumberland	.....	.....	At the junction of Boomerang Road and William-street, in the City of Sydney.	1 0 0	Site for an Asylum for the Indigent Blind.	75-9538	.....
Wagga Wagga, South	Wynyard	portions 90, 91, 92, & 103		Parish of South Wagga Wagga.	273 3 8	Public Recreation	75-7214	W. 14-1345
Wollar	Phillip	portions 61 & 62		Parish of Wollar	1 2 0	Site for Church of England Church and Personage.	75-4020	C. 480-1984
Wollomba River	Gloucester	.....	.....	Parish of Tuncurry	4 2 26	Site for a General Cemetery	74-6276	C. 445-1984
Do.	do.	portion 17		Parish unnamed, on the left bank of the Wollomba River.	2 0 0	Site for a Public School	74-5687	P. 2341-978

1875–6.

NEW SOUTH WALES.

CROWN LANDS.

(AUTHORIZED TO BE DEDICATED TO RELIGIOUS AND PUBLIC PURPOSES.)

Presented to Parliament, pursuant to Act 25 Vict. No. 1, sec. 5.

ABSTRACT of Crown Lands authorized to be dedicated to Religious and Public Purposes, in accordance with the 5th section of the Act 25 Victoria No. 1.

Place.	County.	Allotment.	Section.	Locality.	Area. a. r. p.	To what purpose dedicated.	No. of Papers.	Cat. No. of Plan.
Back Creek	Parry	portion 36		Parish of Crawney	2 0 0	Site for a Public School	Ms. 75-1300	P. 247-1978
Balgowlah (near)	Cumberland	...	...	Parish of Manly Cove	29 0 0	Reserved for Public Recreation and access to Water.	75-3811	C. 683- 690
Bateman's Bay	St. Vincent	82	...	Parish of Bateman	1 0 0	Site for a Church of England Church.	75-6245	C. 487-1984
Do.	do.	100	...	do.	0 2 0	Site for a Parsonage	75-6247	C. 488-1984
Black Range	Goulburn	243 & 244	...	Parish of Albury	1 2 0	Site for a Church of England Church and Parsonage.	75-3406	C. 475-1984
Coogee	Cumberland	...	...	Parish of Alexandria	1 0 20	Site for a Public School	75-6631	P. 260-1978
Do.	do.	...	...	do.	0 3 28½	do.	"	P. 229-1978
Cow Flats	Westmoreland	...	...	Parish of Langdale	2 0 0	do.	74-4488	P. 268-1978
Giant's Creek	Brisbane	107	...	Parish of Wickham	2 0 0	do.	75-5202	W. 243-1839
Hay	Waradgery	127	...	Parish of Waradgery	350 0 0	Reserved for Public Recreation and a Racecourse.	75-5176	P. 13-2139
Parkes	Ashburnham	133	...	Parish of Parkes	10 0 0	Site for a Hospital	75-4686	S. 1-2052
Southgate (Lower)	Clarence	Allots 9 & 10	4	Parish of Southgate	1 1 24	Site for a Public School	75-7802	C. 493-1984
Tooyal, Parish of	Bourke	portions 73 & 74		Parish of Tooyal	1 2 0	Sites for a Wesleyan Church and Minister's Residence.	75-6711	

1875–6.

NEW SOUTH WALES.

CROWN LANDS.

(AUTHORIZED TO BE DEDICATED TO RELIGIOUS AND PUBLIC PURPOSES.)

Presented to Parliament, pursuant to Act 25 Vict. No. 1, sec. 5.

ABSTRACT of Crown Lands authorized to be dedicated to Religious and Public Purposes, in accordance with the 5th section of the Act 25 Victoria No. 1.

Place.	County.	Allotment.	Section.	Locality.	Area.	To what purpose dedicated.	No. of Papers.	Cat. No. of Plan.
					a. r. p.			
Bathurst	Bathurst	part of 60		City of Bathurst	6 0 0	Site for a Hospital	Ms. 75–8729	B. 151- 824
Forbes	Ashburnham	Allotment 1	58	Town of Forbes, parish of Forbes.	1 0 20	Site for a Presbyterian Manse	75- 536	C. 453–1984
Parramatta	Cumberland	.....	.....	Parish of St. John, at Parramatta.	1 0 0	Site for a Burial Ground for Independents.	75–8101	C. 500–1984

1875–6.

NEW SOUTH WALES.

CROWN LANDS.

(AUTHORIZED TO BE DEDICATED TO RELIGIOUS AND PUBLIC PURPOSES.)

Presented to Parliament, pursuant to Act 25 Vict. No. 1, sec. 5.

ABSTRACT of Crown Lands authorized to be dedicated to Religious and Public Purposes, in accordance with the 5th section of the Act 25 Victoria No. 1.

Place.	County.	Allotment.	Section.	Locality.	Area. a. r. p.	To what purpose dedicated.	No. of Papers.	Cat. No. of Plan.
Brucedale	Clarendon	.....	.....	Parish of North Wagga Wagga.	1 2 0	Wesleyan Church and Minister's Residence.	Ms. 75-9,771	C 513-1,984
Germanton	Goulburn	Portion 105		Parish of Germanton, near Germanton.	2 0 0	Public School	8,277	P 262-1,978
Gumly Gumly, near Wegga Wagga.	Wynyard	.....	.....	Parish of Gumly Gumly	1,770 0 0	Permanent Common	76- 177	
Hillier's Brook, Sandy Creek.	Durham	Portions 172 and 173		Parish of St. Aubin's	1 2 0	Roman Catholic Church and Presbytery.	74-7,435	C 434-1,984
Jindera	Goulburn	Portion 256		Parish of Jindera	2 0 0	Public School	75-3,119	P 252-1,978
Tumut	Wynyard	18 and 17	27	Town of Tumut	1 2 0	Presbyterian Church and Manse.	6,629	C 489-1,984
Wallabadah	Buckland	.....	.....	Parish of Wallabadah	1,180 0 0	Temporary Common	4,871	
Wombat	Harden	5 and 4	7	Village of Wombat	1 0 0	Presbyterian Church and Manse.	8,621	C 505-1,984
Woolomin	Parry	8 and 9 and 7	7	Village of Woolomin	1 2 0	Wesleyan Church and Minister's Residence.	1,293	C 461-1,984

1875-6.

NEW SOUTH WALES.

CROWN LANDS.

(AUTHORIZED TO BE DEDICATED TO RELIGIOUS AND PUBLIC PURPOSES.)

Presented to Parliament, pursuant to Act 25 Vict. No. 1, sec. 5.

ABSTRACT of Crown Lands authorized to be dedicated to Religious and Public Purposes, in accordance with the 5th section of the Act 25 Victoria No. 1.

Place.	County.	Allotment.	Section.	Locality.	Area. a. r. p.	To what purpose dedicated.	No. of Papers.	Cat. No. of Plan.
Alstonville	Rous			Parish of Tuckembil	7 2 0	General Cemetery	Ms. 75-8,129	C. 504-1,984
Do.	do.	Portions 117 and 116		do.	1 2 0	Roman Catholic Church and Presbytery.	74-5,229	C. 422-1,984
Bogabri	Pottinger			Parish of Bogabri	4 0 38	Site for Police Station	75-8,734	B. 7-1,725
Bungowannah	Hume	Portion 238		Parish of Bungowannah	2 0 0	Site for Public School	76- 734	P. 273A-1,978
Cobargo	Dampier	Portions 158 to 164		Parish of Narira	7 2 0	General Cemetery	75-8,306	C. 501-1,984
Greta	Northumberland.	2 and 1	30	Parish of Branxton, village of Greta.	1 2 0	Roman Catholic Church and Presbytery.	9,679	C. 515-1,984
Do.	do.			do. do.	1 0 33½	Primitive Methodist Church and Minister's Residence.	9,680	C. 514-1,984
Do.	do.	Part of section 27		do. do.	9 0 0	General Cemetery	9,681	C. 516-1,984
Gunnedah	Pottinger			Parish of Gunnedah	95 1 37	Racecourse and Public Recreation.	6,628	G. 15-1,619
Howlong	Hume	21 and 22	47	Parish of Howlong	1 2 0 (about)	Wesleyan Church and Minister's Residence.	9,798	C. 519-1,984
Newcastle	Northumberland.			City of Newcastle	0 2 9	Boat Harbour	3,667	
Quirindi	Buckland	10 and 11	7	Parish of Quirindi	1 2 0	Wesleyan Church and Minister's Residence.	9,844	C. 507-1,984
Do.	do.	18 and 17	19	do.	1 2 0	Roman Catholic Church and Presbytery.	8,228	C. 510-1,984
Spring Vale	Auckland	Portion 214		Parish of Meringo	2 0 0	Site for Public School	76-1,952	P. 269-1,978
Turi	Parry	Portion 157		Parish of Turi	5 0 0	do.	75-9,081	P. 265-1,978
Do.	do.			do.	7 2 0	General Cemetery	8,033	C. 499-1,984
Do.	do	Portions 158 and 159		do.	1 2 0	Church of England Church and Parsonage.	8,035	C. 498-1,984
Waratah, North	Northumberland.	Portion 225a		Parish of Newcastle	2 0 0	Site for Public School	76-3,270	P. 278-1,978
Wellington	Wellington	Section 55		Parish of Wellington	10 0 0	Site for Wellington Agricultural Company's Show.	75-5,810	W. 41-1,281
Bundarra	Hardinge	2 and 3	66	Village of Bundarra	1 0 0	Site for Roman Catholic Church and Presbytery.	74-7,896	C. 431-1,984
Cowra	Forbes	Portion 64		Parish of Morongla	200 0 0	Site for Racecourse and Public Recreation.	76- 324	E. 346-1,787
Pyramul	Wellington	Portion 34		Parish of Toolamanang	8 2 19	Site for Public Recreation	75-9,234	W. 647-2,091
Howlong	Hume	1, 2, 3, & 20	49	Parish of Howlong	2 0 0	Site for a Public School	75-9,797	P. 274-1,978

1875–6.

NEW SOUTH WALES.

CROWN LANDS.

(AUTHORIZED TO BE DEDICATED TO RELIGIOUS AND PUBLIC PURPOSES.)

Presented to Parliament, pursuant to Act 25 Vict. No. 1, sec. 5.

ABSTRACT of Crown Lands authorized to be dedicated to Religious and Public Purposes, in accordance with the 5th section of the Act 25 Victoria No. 1.

Place.	County.	Allotment.	Section.	Locality.	Area.	To what purpose dedicated.	No. of Papers.	Cat. No. of Plan.
					a. r. p.			
German's Hill	Ashburnham	.....	.....	Parish of Canobolas	1 2 0 about	Sites for a Roman Catholic Church and Presbytery.	Ms. 75-9,661	C. 517-1,984
Nowra	St. Vincent...	.....	.....	At Nowra, Parish of Nowra	25 0 0	Public Recreation.....	76-1,716	N. 2-1,489
Do.	do.	.....	.....	do. do. ...	17 3 0	Site for Crossing-place	do.	N. 3-1,489
Do.	do.	.....	.....	do. do. ...	32 1 2	Water Supply	do.	N. 3-1,489
Do.	do.	....	.....	do. do. ...	13 0 0	Site for a Water Reserve ...	do.	N. 2-1,489

1875.

NEW SOUTH WALES.

CROWN LANDS.

(ABSTRACT OF SITES FOR CITIES, TOWNS, AND VILLAGES.)

Presented to Parliament pursuant to Act 25 Vic. No. 1, sec. 4.

ABSTRACT of all sites for Cities, Towns, and Villages, declared under the 4th section of the Act 25 Victoria No. 1.

City, Town, or Village.	Area for City, Town, or Village.	Area for Suburbs.	Locality.	Government Gazette in which published.
Town of Elrington	About 289 acres....	About 180 acres....	County of St. Vincent, parish of Elrington.	10 August, 1875.
Village of Garryowen ...	136 acres.....	310 acres.....	County of Goulburn, parish of Billabong, on Billabong Creek.	26 October, 1875.

1875-6.

NEW SOUTH WALES.

CROWN LANDS.

(ABSTRACT OF SITES FOR CITIES, TOWNS, AND VILLAGES.)

Presented to Parliament pursuant to Act 25 Vic. No. 1, sec. 4.

ABSTRACT of all sites for Cities, Towns, and Villages, declared under the 4th section of the Act 25 Victoria No. 1.

City, Town, or Village.	Area for City, Town, or Village.	Area for Suburbs.	Locality.	Government Gazette in which published.
Village of Nambucca ...	320 acres.....	.....	County of Raleigh, parish of Nambucca, at the Nambucca River.	5 January, 1876.

1875–6.

NEW SOUTH WALES.

CROWN LANDS.

(ABSTRACT OF SITES FOR CITIES, TOWNS, AND VILLAGES.)

Presented to Parliament pursuant to Act 25 Vic. No. 1, sec. 4.

ABSTRACT of all sites for Cities, Towns, and Villages, declared under the 4th section of the Act 25 Victoria No. 1.

City, Town, or Village.	Area for City, Town, or Village.	Area for Suburbs.	Locality.	Government Gazette in which published.
Village of Bowning.....	268 acres.....	458 acres.....	County of Harden, parish of Bowning	22 March, 1876.

1875–6.

NEW SOUTH WALES.

CROWN LANDS.

(SITES FOR CITIES, TOWNS, AND VILLAGES.)

Presented to Parliament pursuant to Act 25 Vic. No. 1, sec. 4.

ABSTRACT of all sites for Cities, Towns, and Villages, declared under the 4th section of the Act 25 Victoria No. 1.

City, Town, or Village.	Area for City, Town, or Village.	Area for Suburbs.	Locality.	Government Gazette in which published.
Village of Woolomin ...	112 acres.....	215 acres.....	County of Parry, parish of Woolomin, on the Peel River.	26 April, 1876.

1875–6.

NEW SOUTH WALES.

CROWN LANDS.

(ABSTRACT OF SITES FOR CITIES, TOWNS, AND VILLAGES.)

Presented to Parliament pursuant to Act 25 Vic. No. 1, sec. 4.

ABSTRACT of all sites for Cities, Towns, and Villages, declared under the 4th section of the Act 25 Victoria No. 1.

City, Town, or Village.	Area for City, Town, or Village.	Area for Suburbs.	Locality.	Government Gazette in which published.
Town of Breeza	About 250 acres ...	About 1,240 acres	Counties of Pottinger and Buckland, parishes of Breeza and Mooki.	21 June, 1876.